

miami

CONTACT: Amy (Woodruff) LaBrie, Associate Communications Director  
 O: (305) 284-3241 | C: (813) 410-1194  
 A.Woodruff@miami.edu | @CanesHoops

## 2014-15 SCHEDULE

DATE	OPPONENT	TV	TIME/SCORE
Nov. 6	Eckerd College (exh.)	HurricaneSports.com	W, 74-58
Nov. 14	[RV] Howard	ESPN3	W, 84-49
Nov. 17	[RV] at No. 8/7 Florida	ESPNU	W, 69-67
Nov. 20	[-/RV] vs. Drexel &	ESPNU	W, 66-46
Nov. 21	[-/RV] vs. Akron &	ESPNU	W, 79-51
Nov. 23	[-/RV] vs. Charlotte &	ESPN2	W, 77-58
Nov. 25	[17/20] at Charlotte &	FSN	W, 77-74
Nov. 28	[17/20] South Alabama	ESPN3	W, 87-75
Dec. 2	[15] No. 24/25 Illinois!	ESPN2	W, 70-61
Dec. 6	[15] Green Bay	ESPN3	L, 55-68
Dec. 8	[20/21] Savannah State	ESPN3	W, 70-39
Dec. 19	[18/19] Eastern Kentucky	ESPN3	L, 44-72
Dec. 22	[RV/RV] vs. Providence ^	FOX Sports 1	L, 76-62
Dec. 30	College of Charleston	ESPN3	W, 67-40
Jan. 3	No. 3 Virginia *	ESPN2	L, 80-89 (20T)
Jan. 10	Boston College *	RSN	W, 60-56
Jan. 13	at No. 4 Duke *	ESPN2	W, 90-74
Jan. 17	at No. 12 Notre Dame *	ESPN2	L, 70-75
Jan. 22	[RV/RV] -/RV NC State *	ACCN	W, 65-60
Jan. 24	[RV/RV] at Syracuse *	ESPN2	W, 66-62
Jan. 28	[23] Georgia Tech *	RSN	L, 50-70
Feb. 1	[23] at Florida State *	ESPNU	L, 54-55
Feb. 3	No. 9/8 Louisville *	ACCN	L, 55-63
Feb. 8	Clemson *	ESPNU	W, 56-45
Feb. 11	at Wake Forest *	RSN	L, 70-72
Feb. 15	at Boston College *	ESPNU	W, 89-86 (20T)
Feb. 18	Virginia Tech *	RSN	W, 76-52
Feb. 21	at No. 12 Louisville *	ESPN	L, 53-55
Feb. 25	Florida State *	RSN	W, 81-77
Feb. 28	No. 15/18 North Carolina *	CBS	L, 64-73
March 4	at Pittsburgh *	RSN	W, 67-63
March 7	at Virginia Tech *	RSN	W, 82-61

## ACC Tournament, Greensboro (N.C.) Coliseum

March 11	Second Round	
	vs. Wake Forest or Virginia Tech	9 p.m.
March 12	Quarterfinals	
March 13	Semifinals	
March 14	Finals	

All home games are played at the BankUnited Center

Game times are ET and subject to change

[ ] Miami's/USA TODAY Ranking \* ACC game

! ACC/Big Ten Challenge Presented by DICK'S Sporting Goods

&amp; Gildan Charleston Classic, S.C.

^ Brooklyn Hoops Holiday Invitational, Bardays Center, N.Y.

ACCN - ACC Network RSN - Regional Sports Network

All games can be heard on WQAM 560 and Canes All Access on HurricaneSports.com

## SOCIAL MEDIA

Website: HurricaneSports.com

Twitter, Instagram, Facebook: @CanesHoops

## MIAMI MEDIA GUIDE

Miami did not print media guides again this season.

The Canes' stats, notes and almanac are online at:

http://gocan.es/mbnotes.

#6



**MIAMI**  
HURRICANES  
(20-11, 10-8)

## LEADERS

## Points per Game

Sheldon McClellan, 14.8  
 Angel Rodriguez, 12.3

## Rebounds per Game

Tonye Jekiri, 10.2

## Assists per Game

Angel Rodriguez, 4.2

2014-15

#11



**WAKE FOREST**  
DEMON DEACONS  
(13-18, 5-13)

#14



**VIRGINIA TECH**  
HOKIES  
(10-21, 2-16)

## SETTING THE SCENE

March 11, 2015 | 9 p.m.  
 Greensboro Coliseum | Greensboro, N.C.

TV: ESPN2 | ACC Network

Radio: 560 WQAM | 90.5 WVUM

Web: ESPN3

After leading Miami to the 2013 NCAA Sweet 16 and winning the school's first ACC regular season and tournament championships, **Jim Larrañaga** was honored as the AP, Naismith, USBWA Henry Iba, Adolph Rupp Cup and ACC Coach of the Year. The Bronx, N.Y., native helped Miami to a No. 2 national ranking by both the AP and USA TODAY, and a No. 2 seed in the NCAA Tournament.



## THE GAME

Sixth-seeded Miami opens the 2015 New York Life ACC Tournament on Wednesday, March 11 at 9 p.m. against the winner of Tuesday's matchup between No. 11 Wake Forest and No. 14 Virginia Tech.

## THE SERIES

Miami is 7-10 against Wake Forest, 5-2 at home, 1-8 on the road and 1-0 at the ACC Tournament. Coach L is 2-3 all-time against Wake Forest, and 1-2 while at The U. The 12-seed Canes upset the 5-seed Demon Deacons 83-62 in the first round of the 2010 ACC Tournament in Greensboro. Wake Forest has won the last two meetings.

Miami is 16-12 against Virginia Tech overall, 8-4 at home, 6-6 on the road and 2-2 at the ACC Tournament. Coach L is 6-2 all-time against VT, all while at Miami. After losing to VT in the ACC Tournament in the 2008 quarterfinals and the 2009 first round, Miami has won the last two tournament meetings against the Hokies, in the 2009 quarterfinals and the 2014 first round. Miami has won the past three meetings.

## THE BROADCASTS

Catch the game on ESPN2 with Dan Shulman, Jay Bilas and Seth Greenberg making the call, as well as the ACC Network with Tim Brando and Dan Bonner.

Also tune in to the game on 560 WQAM Radio with Joe Zagacki, the Voice of the Hurricanes, and 90.5 WVUM, Miami's student station.

## THE COACH

Head coach Jim Larrañaga has a 556-381 overall record in his 31st season as a head coach. He is 86-47 in his fourth season at the University of Miami, with a 41-29 mark in ACC play.

## THE POLLS (as of March 9)

AP: Miami -NR

KenPom.com: Miami - 54

USA TODAY: Miami - NR

NCAA RPI: Miami - 62

## THE WEATHER

Projected temperatures on game day: Coral Gables - 84/74; Greensboro, N.C. - 70/51.

## 2014-15 ROSTER

NAME	POS.	HT.	WT.	YR.	HOMETOWN   PREVIOUS SCHOOL (S)
<b>0 Ja'Quan Newton</b>	<b>G</b>	<b>6-2</b>	<b>185</b>	<b>Fr.</b>	<b>Philadelphia, Pa. / Neumann-Goretti HS</b> Last 3 ACC: 7.3 ppg, 2.7 apg, 2.7rpg ... Career marks at ND: 16 pts, 5 ast ... Leading scorer (1,972 p) in Philadelphia Catholic School League.
<b>1 Deandre Burnett</b>	<b>G</b>	<b>6-2</b>	<b>195</b>	<b>RFr.</b>	<b>Miami, Fla. / Massanutten Military (Va.) / Carol City HS</b> 13 pts, 3 rebs off the bench at BC ... 12 pts vs. Virginia ... 3 ast, 3reb at VT ... Third in nation in scoring as HS senior (37 ppg).
<b>2 Joe Thomas</b>	<b>F</b>	<b>6-7</b>	<b>245</b>	<b>Gr.</b>	<b>Miami, Fla. / Niagara / Dr. Krop HS</b> ACC best 5 rebounds at Duke, 4 pts at FSU ... Played HS ball with Angel Rodriguez ... Only senior or graduate on the team.
<b>5 Davon Reed</b>	<b>G</b>	<b>6-6</b>	<b>208</b>	<b>So.</b>	<b>Ewing, N.J. / Princeton Day School (N.J.)</b> Started 7-7 FG and 3-3 3FG at Pitt ... 18p, 8r vs. FSU Feb. 25 ... 19p, 6r, 3a, 1s at BC ... Notched 19p, 5r, 2s against Louisville (Feb. 3).
<b>10 Sheldon McClellan</b>	<b>G</b>	<b>6-5</b>	<b>205</b>	<b>RJr.</b>	<b>Houston, Texas / Texas / Bellaire</b> 20+ pts at BC, vs. VT, at Pitt, at Charlotte ... Hit +50% FG in 7 ACC games ... 16p, 10r at NCST ... Gained 60 lbs on bench since arrival at UM.
<b>11 Mike Fernandez</b>	<b>G</b>	<b>6-1</b>	<b>190</b>	<b>So.</b>	<b>Coral Gables, Fla. / Belen Jesuit</b> Walk-on ... Scored first collegiate points (2) Nov. 14 against Howard ... All-Dade County honorable mention two seasons.
<b>12 James Palmer</b>	<b>G</b>	<b>6-5</b>	<b>200</b>	<b>Fr.</b>	<b>Washington, D.C. / St. John's College HS</b> 5-5 from 3-point, 2-2 FT at VT for 17 points on March 7 ... 8p, 3r, 3a vs. VT ... Can play positions 1-4 ... No. 1 player in D.C. region by ESPN.
<b>13 Angel Rodriguez</b>	<b>G</b>	<b>5-11</b>	<b>180</b>	<b>RJr.</b>	<b>Cupey, P.R. / Kansas State / Dr. Krop HS</b> 25pts, 5a, 3s vs. Florida State ... Injured R wrist 2/25/15 ... Avg. 24.3 ppg, 5.0g, 3.0 spg in 3 games against Top 8 teams (UF, UVa., Duke).
<b>20 Manu Lecomte</b>	<b>G</b>	<b>5-11</b>	<b>170</b>	<b>So.</b>	<b>Brussels, Belgium / Athene des Pagodes</b> 23 pts at No. 4 Duke, 10-11 FT ... 5-6 from 3-point & 20 points at VT ... FIBA U20 Division B 2014 All-Tourney Team for Belgium.
<b>22 Omar Sherman</b>	<b>F</b>	<b>6-8</b>	<b>260</b>	<b>Fr.</b>	<b>Duncanville, Texas / Duncanville HS</b> 13 points vs. Virginia with 3 from 3-point ... Hit 3-pointer in 9 ACC games ... Smooth-shooting lefty ... Dropped 20 lbs since June arrival.
<b>23 Tonye Jekiri</b>	<b>C</b>	<b>7-0</b>	<b>244</b>	<b>Jr.</b>	<b>Hialeah, Fla. / Champagnat Catholic / Port Harcourt, Nigeria</b> Leds ACC with 10.9 rpg ... 15+ reb in 6 ACC games ... 10p, 10r at Duke ... 13p, 15r at Louisville ... Only returner from 2013 ACC Championship.
<b>33 Ivan Cruz Uceda</b>	<b>F</b>	<b>6-10</b>	<b>237</b>	<b>Jr.</b>	<b>Madrid, Spain / Harcum College (Pa.)</b> Trio of 3s vs. Clemson, UNC, VT ... 18p, 5r, 1s at VT ... Can hit the 3 or play back to basket ... Avg. 14.6 ppg, 9.6 rpg and 2.0 assists in JuCo.
<b>35 Chris Stowell</b>	<b>F</b>	<b>6-7</b>	<b>190</b>	<b>Fr.</b>	<b>Exeter, N.H. / Tilton School (N.H.) / Exeter HS</b> Walk-on ... Post grad year at Tilton School ... Can communicate in five languages: English, Spanish, Italian, Russian, Chinese & Hebrew.

## REDSHIRT (Will sit 2014-15 season after transferring from Oklahoma State)

<b>21 Kamari Murphy*</b>	<b>F</b>	<b>6-9</b>	<b>216</b>	<b>Jr.</b>	<b>Brooklyn, N.Y. / Oklahoma State / IMG / Lincoln HS</b> Led OSU in total rebounds and blocks as a sophomore ... Averaged 6.1 ppg and 6.3 rpg in 25.9 mpg during sophomore campaign.
--------------------------	----------	------------	------------	------------	--

## LARRAÑAGA BY THE NUMBERS

5 - Coach Jim Larrañaga is one of five ACC coaches with a Final Four appearance to his credit. In 2006, Larrañaga became the first coach at a mid-major school to take his team to the NCAA Final Four in 27 years.

7 - Larrañaga is no stranger to the ACC. In his seven seasons as an assistant coach at Virginia, the Cavaliers participated in the NCAA Final Four in 1981 and 1984, won three ACC Championships and finished in the Top 5 of the rankings.

14 - Larrañaga has made 14 postseason appearances in the past 24 years, including six NCAA tournaments.

31 - Larrañaga is in his 31st year as a head coach and has successfully transitioned three institutions into successful programs: Miami, Bowling Green and George Mason.

500 - Coach L is one of five ACC coaches with 500 or more wins.

## LARRAÑAGA - WHY MIAMI?

Along with returning to the best basketball conference in the country, Coach L had a few personal reasons for accepting the head coaching job at Miami. Coach's grandfather was from Cuba, where he produced the Larrañaga [lare-en-YAH-ga] cigar. Coach's father was raised in Key West before moving to The Bronx, N.Y., getting married and raising six children. Coach L was raised in The Bronx, but vacationed to Florida as a boy. He also has owned a house in Sarasota - which he bought from Dick Vitale's daughter - and three of his siblings have retired to Florida.

## MIAMI VS. RANKED OPPONENTS

(complete list since arrival of Coach L on page 10)

## HIGHEST RANKED OPPONENT DEFEATED AT HOME

1 Duke, 90-63 (1/23/13)

## HIGHEST RANKED OPPONENT DEFEATED ON THE ROAD

2 Connecticut, 73-71 (2/20/99)

## ALL-TIME

Overall	50-140
Home	33-55
at BankUnited Center	14-23
Away	15-65
Neutral	2-20
Overtime	1-4
Double Overtime	0-4

## OVERALL NON-CONF GAMES

(includes conf. tourney games)

Overall	12-56
Home	8-18
Away	2-20
Neutral	2-18

## SINCE REBIRTH (1985-86)

Overall	47-126
Home	30-48
Away	15-59
Neutral	2-21

## SINCE JOINING ACC (2004-05)

Overall	22-51
Home	13-21
Away	8-21
Neutral	1-9
Conference Games	17-37
Reg. Season, Non-Conf.	4-6

## UNDER COACH L

Overall	8-19
Home	4-8
Away	4-8
Neutral	0-3
Conference Games	5-15
Reg. Season, Non-Conf.	2-2

## IN 2014-15

Overall	3-5
Home	1-3
Away	2-2
Conference Games	1-5
Reg. Season, Non-Conf.	2-0

## PRONUNCIATIONS

## Players

33 Ivan Cruz Uceda	E-von Cruise Ew-say-duh
23 Tonye Jekiri	Tahn-yay Jah-keer-ee
20 Manu Lecomte	Man-ew La-cont
21 Kamari Murphy	Kuh-mar-ee
5 Davon Reed	Dave-on
35 Chris Stowell	Stole

## Coaches

Jim Larrañaga	Lare-uh-nay-guh
Michael Huger	Hue-gur
Chris Caputo	Ca-poo-toe

## Locations

Belen Jesuit	buh-lin
Cupey, P.R.	kew-pay
Champagnat School	schomp-un-yah

## CLASS BREAKDOWN

Graduates	Joe Thomas
Seniors	None
Juniors	Ivan Cruz Uceda, Tonye Jekiri, Sheldon McClellan, Kamari Murphy, Angel Rodriguez
Sophomores	Mike Fernandez, Manu Lecomte, Davon Reed
Freshmen	Deandre Burnett, Ja'Quan Newton, James Palmer, Omar Sherman, Chris Stowell

## GEOGRAPHIC BREAKDOWN

Belgium	Manu Lecomte
Nigeria	Tonye Jekiri
Puerto Rico	Angel Rodriguez
Spain	Ivan Cruz Uceda
United States	
Florida	Deandre Burnett, Mike Fernandez, Joe Thomas
New Hampshire	Chris Stowell
New Jersey	Davon Reed
New York	Kamari Murphy
Pennsylvania	Ja'Quan Newton
Texas	Sheldon McClellan, Omar Sherman
Washington, D.C.	James Palmer

## PRESEASON POLL

October 2015

- Duke
- North Carolina
- Louisville
- Virginia
- Syracuse
- Pitt
- Notre Dame
- Florida State
- NC State

## 10. Miami

- Clemson
- Wake Forest
- Georgia Tech
- Boston College
- Virginia Tech

## FINAL STANDINGS

March 8, 2015

- Virginia 16-2
- Duke 14-3
- Notre Dame 14-4
- Louisville 12-6
- North Carolina 11-6
- 6. Miami 10-8**
- NC State 10-8
- Syracuse 9-9
- Clemson 8-10
- Pittsburgh 8-10
- Florida State 8-10
- Wake Forest 5-13
- Boston College 4-14
- Georgia Tech 3-15
- Virginia Tech 2-16

## MIAMI IN THE ACC TOURNAMENT

**Won-Loss Record:** 20 games, 11-9

**Titles:** 1, 2013

**First Round Appearances:** 9, 7-2

**Second Round Appearances:** 1, 0-1

**Quarterfinal Appearances:** 7, 2-5

**Semifinal Appearances:** 2, 1-1

**Final Appearances:** 1, 1-0

**Tournament MVP Selections:** 1

**All-Tournament Team Selections:** 6

*First Team:* 3      *Second Team:* 3

## MIAIM COACHES IN THE ACC TOURNAMENT

Jim Larrañaga (2012-Present) 5-2 (.714)

Frank Haith (2005-2011) 6-7 (.462)

## OVERALL TOURNAMENT STATISTICS

Scoring	1336	66.8 ppg
Scoring Defense	1294	64.7 ppg
Field Goals	466-1119	.416
3-Pt Field Goals	129-378	.341
Free Throws	275-377	.729
Rebounds	713	35.7 rpg
Assists	200	10.0 apg
Blocked Shots	70	3.5 bpg
Steals	113	5.7 spg
Record in Overtime	1-1	

## 2004-05: MCI CENTER (WASHINGTON, D.C.)

First Round: No. 11 Virginia def. No. 6 Miami, 66-65

## 2005-06: GREENSBORO COLISEUM (N.C.)

First Round: No. 8 Miami def. No. 9 Clemson, 66-63

Quarterfinals: No. 1 Duke def. No. 8 Miami, 80-76

## 2006-07: ST. PETE TIMES FORUM (TAMPA, FLA.)

First Round: No. 12 Miami def. No. 5 Maryland, 67-62

Quarterfinals: No. 4 BC def. No. 12 Miami, 74-71 (OT)

## 2007-08: CHARLOTTE BOBCATS ARENA (N.C.)

First Round: No. 5 Miami def. No. 12 NC State, 63-50

Quarterfinals: No. 4 VT def. No. 5 Miami, 63-49

## 2008-09: GEORGIA DOME (ATLANTA, GA.)

First Round: No. 8 Virginia Tech def. No. 9 Miami, 65-47

## 2009-10: GREENSBORO COLISEUM (N.C.)

First Round: No. 12 Miami def. No. 5 Wake Forest, 83-62

Quarterfinals: No. 12 Miami def. No. 4 VT, 70-65

Semifinals: No. 1 Duke def. No. 12 Miami, 77-74

## 2010-11: GREENSBORO COLISEUM (N.C.)

First Round: No. 9 Miami def. No. 8 Virginia, 69-62 (OT)

Quarterfinals: No. 1 UNC def. No. 9 Miami, 61-59

## 2011-12: PHILIPS ARENA (ATLANTA, GA.)

First Round: No. 6 Miami def. No. 11 Georgia Tech, 54-36

Quarterfinals: No. 3 FSU def. No. 6 Miami, 82-71

## 2012-13: GREENSBORO COLISEUM (N.C.)

Quarterfinals: No. 1 Miami 69, No. 8 Boston College 58

Semifinals: No. 1 Miami 81, No. 5 NC State 71

Finals: No. 1 Miami 87, No. 3 North Carolina 77

## 2013-14: GREENSBORO COLISEUM (N.C.)

First Round: No. 10 Miami 57, No. 15 Virginia Tech 53

Second Round: No. 7 NC State 67, No. 10 Miami 58

## 2014-15: GREENSBORO COLISEUM (N.C.)

Second Round: No. 6 Miami vs. No. 11 WF / No. 14 VT

The Canes are the No. 6 seed for the third time in UM history along with the first season in the ACC 2004-05 in Washington, D.C., and 2011-12 in Atlanta.

Against potential 2015 second round opponents, Miami is 1-0 against Wake Forest (2010) and 2-2 (W: 2010, 2014; L: 2008, 2009) against Virginia Tech. The Hokies defeated the Canes in back-to-back appearances in the quarterfinals of 2008 and first round of 2009.

The Canes are playing in the ACC Tournament for the 11th time.

Miami is 11-9 in ACC Tournament play.

Miami is 8-4 in tournament games played in Greensboro, N.C.

Under head coach Jim Larrañaga, Miami is 5-2 in the ACC Tournament.

UM has advanced past the first round in eight of 10 seasons, including four-straight.

Miami will play in the second round for just the second time. The first time was last season, when the Canes lost to NC State.

UM has won four of its last five games in the ACC tournament after going 3-0 in 2013 and 1-1 in 2014.

Miami won the ACC Tournament in 2013, defeating North Carolina, 87-77, in the championship game, for the Canes' first ACC title. UM also finished the 2013 regular season atop the standings.

Miami's three wins in 2013 are the most by the Canes in the ACC Tournament.

Miami's highest seed was No. 1, in 2013.

Since Miami joined the ACC in 2004-05, four teams have won both the regular season and tournament, once by Miami (2013) and Virginia (2014), twice by Duke (2006, 2009) and North Carolina (2007, 2008).

Since 2012, three teams not from the state of North Carolina have won the ACC Championship: Florida State, Miami and Virginia.

ACC TOURNAMENT  
RECORD BY OPPONENT

Opponent	W	L
Boston College	1	1
Clemson	1	0
Duke	0	2
Florida State	0	1
Georgia Tech	1	0
Maryland	1	0
North Carolina	1	1
NC State	2	1
Virginia	1	1
Virginia Tech	2	2
Wake Forest	1	0

ACC TOURNAMENT  
RECORD BY SEED

Miami Seed	W	L
No. 1	3	0
No. 5	1	1
No. 6	1	2
No. 8	1	1
No. 9	1	2
No. 10	1	1
No. 12	3	2

ACC TOURNAMENT  
RECORD VS. SEED

Opp. Seed	W	L
No. 1	0	3
No. 3	1	1
No. 4	1	2
No. 5	3	0
No. 7	0	1
No. 8	2	0
No. 9	1	1
No. 11	1	1
No. 12	1	0
No. 15	1	0

## ACC TOURNAMENT MVP

Shane Larkin 2012-13

## ACC ALL-TOURNAMENT TEAM

Durand Scott	2009-10
Shane Larkin	2012-13 1st
Durand Scott	2012-13 1st
Trey McKinney Jones	2012-13 2nd
Julian Gamble	2012-13 2nd

## ACC COACH OF THE YEAR

Jim Larrañaga 2012-13 Coaches / ASCMA

## ACC PLAYER OF THE YEAR

Shane Larkin 2012-13 Coaches

## ACC DEFENSIVE PLAYER OF THE YEAR

Durand Scott 2012-13 Coaches / ASCMA

## FIRST TEAM ALL-ACC

Jack McClinton	2007-08
Jack McClinton	2008-09
Shane Larkin	2012-13 Coaches / ASCMA

## SECOND TEAM ALL-ACC

Guillermo Diaz	2004-05
Guillermo Diaz	2005-06
Kenny Kadji	2012-13 Coaches / ASCMA

## THIRD TEAM ALL-ACC

Robert Hite	2005-06
Jack McClinton	2006-07
Malcolm Grant	2010-11
Kenny Kadji	2011-12
Durand Scott	2012-13 Coaches
Rion Rrown	2013-14 Coaches / ASCMA

## HONORABLE MENTION ALL-ACC

Robert Hite	2004-05
Reggie Johnson	2010-11
Durand Scott	2011-12
Durand Scott	2012-13 ASCMA
Tonye Jekiri	2014-15 ASCMA
Sheldon McClellan	2014-15 ASCMA
Angel Rodriguez	2014-15 ASCMA

## ACC ALL-DEFENSIVE TEAM

Anthony King	2004-05
Shane Larkin	2012-13 Coaches / ASCMA
Durand Scott	2012-13 Coaches / ASCMA
Julian Gamble	2012-13 Coaches
Tonye Jekiri	2014-15 ASCMA

\* Does not include 2014-5 Coaches listing

## 2013 ACC CHAMPIONS - MIAMI HURRICANES



## CURRENT CANES IN THE ACC TOURNAMENT

Tonye Jekiri		TOTAL			3-PTS			REBOUNDS								
Opponent	Date	GS	Min	FG	A	Pct	3	A	Pct	FT	A	Pct	O	D	Tot	Avg
vs BC	03-15-13	5	0	0	0	.000	0	0	.000	0	0	.000	1	0	1	1.0
vs NC State	03-16-13	9	0	0	0	.000	0	0	.000	2	2	1.000	2	1	3	2.0
vs UNC	03-17-13	3	0	1	0	.000	0	0	.000	1	2	.500	1	0	1	1.7
vs VT	03-12-14	* 37	1	2	5	.500	0	0	.000	3	4	.750	4	8	12	12.0
vs NC State	03-13-14	* 29	2	3	6	.667	0	0	.000	2	2	1.000	3	6	9	10.5
Manu Lecomte		TOTAL			3-PTS			REBOUNDS								
Opponent	Date	GS	Min	FG	A	Pct	3	A	Pct	FT	A	Pct	O	D	Tot	Avg
vs VT	03-12-14	* 28	1	6	1	.167	0	4	.000	0	0	.000	0	2	2	2.0
vs NC State	03-13-14	* 26	2	3	6	.667	1	1	1.000	2	2	1.000	0	0	0	1.0
Davon Reed		TOTAL			3-PTS			REBOUNDS								
Opponent	Date	GS	Min	FG	A	Pct	3	A	Pct	FT	A	Pct	O	D	Tot	Avg
vs VT	03-12-14	22	5	8	6	.625	4	7	.571	0	0	.000	0	1	1	1.0
vs NC State	03-13-14	21	3	8	3	.375	1	4	.250	2	2	1.000	0	0	0	0.5



**SERIES VS. WAKE FOREST**

Overall	Miami trails 7-10
Games at Miami	5-2
Games at Winston-Salem	1-8
Games on neutral courts	1-0
Current streak	Wake Forest won 2
Last meeting	Feb. 11, 2015. L, 70-72
Larrañaga at UM vs. Wake Forest	1-2
Larrañaga all-time vs. Wake Forest	2-3

**SERIES VS. VIRGINIA TECH**

Overall	Miami leads 16-12
Games at Miami	8-4
Games at Blacksburg	6-6
Games on neutral courts	2-2
Current streak	Miami, won 3
Last meeting	March 7, 2015. Miami W, 82-61
Larrañaga at UM vs. Virginia Tech	6-2
Larrañaga all-time vs. Virginia Tech	6-2

**DID YOU KNOW .....**

Coach L became the first Miami coach to win 20+ games in his first two seasons at UM and only the third of 12 UM coaches to post three 20-win seasons.

Former Cane Rick Barry was named one of the Greatest Players in NBA History.

Miami native and former Cane James Jones won the 2010-2011 NBA All-Star Weekend 3-Point Contest and the NBA Championship in the 2011-2012 and 2012-13 seasons.

Six-time NBA All Star Amar'e Stoudemire enrolled at UM last year and is taking classes to earn his bachelor's degree.

UM is in its 11th season in the ACC.

Coach L led the George Mason Patriots to the Final Four with big wins over some of basketball's elite teams such as Michigan State, UNC and UConn. He was the first coach to take a mid-major to a Final Four in 27 years (Penn '79) when his team advanced in 2006.

In 14 years at George Mason, Larrañaga led the Patriots to five NCAA Tournament appearances (2011, 2008, 2006, 2001, 1999), including the 2006 Final Four.

Miami basketball received APR (academic progress rate) Public Recognition Awards for being among the top 10 percent in APR in their sport. Miami ranks in the top 10 percent NCAA men's basketball with a 990 APR.

The Miami Department of Athletics recorded a Graduation Success Rate (GSR) of 92 percent. Miami's department-wide GSR is tied for third among ACC schools and 10th overall among FBS programs. UM has exceeded the NCAA average GSR in each of the last 10 years.

According to latest US News & World Report rankings, the University of Miami is tied as the top academic institution in the state of Florida and ranks 48th nationally.

The Canes have averaged 20+ wins in each of the last eight seasons.

The Hurricanes have made at least one trey in 897 of 903 games since the NCAA adopted the 3-point shot in 1986.

Miami has held 756 of its last 757 opponents to less than 100 points. North Carolina was the last team to score 100+, defeating UM 105-64 on Jan. 31, 2007.

**POSTSEASON AWARDS FOR FOUR HURRICANES**

Junior forward Tonye Jekiri was named to the 2015 ACSMA All-Atlantic Coast Conference Defensive Team. Jekiri also joined Sheldon McClellan and Angel Rodriguez as honorable mentions on the 2015 ACSMA All-ACC Team. \* *Coaches awards not included in this release.*

Sophomore guard Davon Reed was named to the All-ACC Academic Men's Basketball Team.

**DARIUS RICE NAMED ACC LEGEND**

Darius Rice has been named Miami's 2015 ACC Basketball Legend. A three-time All-BIG EAST Conference selection, the 6-foot-10 Rice was named to the BIG EAST All-Rookie Team and earned first team All-District 6 honors three times while at Miami. Rice led the Canes to the 2002 NCAA Tournament and the 2001 NIT. He ended his collegiate career with 1,865 points (16.1 ppg) and 666 rebounds (5.7 rpg).

**MIAMI'S ROAD WINS RANK TOP 11 NATIONALLY**

Miami is one of 38 teams in the country, and one of 11 teams from a Top 8 conference, to win 10+ games away from its home arena this season. Gonzaga leads the way with 14 road & neutral site victories.

The Canes have posted 10+ wins away from home in two of Coach L's four seasons at Miami. In 2012-13, Miami won 15 on the road, including five neutral-site games. This year, Miami is 10-5 away from the BankUnited Center, with a 3-1 neutral-site record.

**MIXING UP THE STARTING LINEUP**

Miami has used 10 starting lineups this season, and every scholarship player has started at least one game. For a complete listing, check page six of the notes.

**LARRAÑAGA IN ACC PLAY**

Since his arrival in 2011, Jim Larrañaga has recorded the top three win totals in ACC play in Miami history with 15-3 in 2013, 10-8 in 2015, and 9-7 in 2012. In 2014, Miami's record was 7-11, tied for the fifth-best mark. Miami's fourth-most wins were eight in 2007-08.

**MIAMI'S TEAM, ONE YEAR AGO**

A season ago, only three of Miami's guys were available to play for the Hurricanes, three were sitting out at redshirts, two were playing at other colleges and three were still seniors in high school.

Tonye Jekiri, Manu Lecomte, Davon Reed - Playing for Miami.

Deandre Burnett, Sheldon McClellan, Angel Rodriguez - Redshirts, practicing with the Canes.

Joe Thomas - at Niagara University; Ivan Cruz Uceda - at Harcum College (Ju-Co).

Ja'Quan Newton, James Palmer, Omar Sherman - Seniors in high school.

**CANES ON THE ROAD IN THE ACC**

Since the arrival of Coach L in 2011-12, Miami has the fourth-most ACC road wins (19) in league play, behind Duke (24), UNC (23) and Virginia (21).

This season Miami was 5-4 in ACC home games and 5-4 on the road, increasing Coach L's ACC records to 22-13 at home and 19-16 on the road. Prior to Larrañaga's arrival in 2011-12, the Canes compiled records of 30-27 at home and 13-42 on the road in seven seasons in the league.

Year	Home ACC	Road ACC	Year	Home ACC	Road ACC
2014-15	5-4		2010-11	4-4	2-6
2013-14	3-6	4-5	2009-10	4-4	0-8
2012-13	8-1	7-2	2008-09	5-3	2-6
2011-12	6-2	3-5	2007-08	6-2	2-6
	<b>22-13</b>	<b>19-16</b>	2006-07	3-5	1-7
			2005-06	4-5	3-4
			2004-05	4-4	3-5
			<b>30-27</b>	<b>13-42</b>	

**CANES EYEING MILESTONES**

Point guard Angel Rodriguez is closing in on 1,000 career points. The native of Cupey, P.R., scored 640 points in two seasons at Kansas State and has recorded 358 points through 29 games at Miami, for a total of 998.

Rodriguez has 123 assists this season, just 10 shy of No. 10 on the season assists list at Miami. No. 10 Anthony Harris (2004-05) had 133. No. 9 Thomas Hocker ('87-88) has 136.

Rodriguez is already No. 10 on the steals list with 55 this season. He trails No. 9 Steven Edwards' ('92-93) 56 and No. 7 & No. 8 John Salmons' 57, in both 2000-01 and 2001-02.

Junior Tonye Jekiri has played in 98 career games for the Hurricanes in three seasons. He is also five rebounds shy of No. 10 in the record book for rebounds in a season. No. 10 Edwin Morris ('55-56) had 322 and No. 9 Wayne Canaday ('69-70) had 327.

**MCCLELLAN ON 16-PLAYER WATCH LIST FOR JERRY WEST AWARD**

Junior guard Sheldon McClellan is listed on the 16-player watch list for the inaugural 2015 Jerry West Shooting Guard of the Year Award, the Naismith Memorial Basketball Hall of Fame announced Feb. 19. Named after Hall of Famer and 1959 NCAA Final Four Most Valuable Player Jerry West, the annual honor in its inaugural year recognizes the top shooting guards in Division I men's college basketball. A national committee comprised of top college basketball personnel determined the watch list of 16 candidates.

**UM SINCE JOINING THE ACC IN 2004-05**

Season	Overall	ACC W-L	ACC Rank / Seed	ACC T Record
2004-05	16-13	7-9	t6 / 6	0-1
2005-06	18-16	7-9	t7 / 8	1-1
2006-07	12-20	4-12	12 / 12	1-1
2007-08	23-11	8-8	t5 / 5	1-1
2008-09	19-13	7-9	t7 / 9	0-1
2009-10	20-13	4-12	12 / 12	2-1
2010-11	21-15	6-10	9 / 9	1-1
2011-12	20-13	9-7	t4 / 6	1-1
2012-13	29-7	15-3	1 / 1	3-0
2013-14	17-16	7-11	10 / 10	1-1
2014-15	20-11	10-8	6 / 6	

**SINCE THE ARRIVAL OF COACH L IN 2011-12 ...**

- Miami is one of three schools with five or more wins in the ACC Tournament.
- Miami is one of four ACC schools with a winning record in the NCAA tournament.
- Miami's seeds in the ACC Tournament have been No. 1, No. 6 (2x) and No. 10.
- Miami is one of eight ACC teams to make an NCAA tournament appearance.
- Miami is one of five ACC teams to make an NIT appearance.
- One ACC Coach of the Year, one ACC Player of the Year, ACC Defensive Player of the Year, one ACC Tournament MVP, four ACC All-Tournament, one first-team All-ACC, one second-team All-ACC, three third-team All-ACC, five honorable mention All-ACC, one ACC All-Rookie Team and four ACC All-Defensive Team selections.
- Miami has the most lopsided win over Duke (27 points) and second-most lopsided wins over Boston College (27 points), North Carolina (26 points) and Florida State (24 points) of any ACC team.
- Miami has won eight ACC games by 20 or more points: Boston College (27, 22, 22 and 21), Duke (27), North Carolina (26, Florida State (24) and Virginia Tech (24).
- All 13 seniors have earned academic degrees from UM: Garrus Adams, Rion Brown, Julian Gamble, Malcolm Grant, Justin Heller, Reggie Johnson, DeQuan Jones, Kenny Kadji, Donnavan Kirk, Trey McKinney Jones, Ryan Quiglar, Durand Scott, Erik Swoope.

**IN THE THREE YEARS PRIOR TO THE ARRIVAL OF COACH L (2008-11) ...**

- Miami posted the eighth-most ACC wins (17) in the league, ahead of NC State (16), Virginia (16) and Georgia Tech (14).
- Miami recorded 60 overall wins, seventh-most in the ACC.
- Miami's seeds in the ACC Tournament were No. 9 (twice) and No. 12.
- Miami was one of four ACC teams to not play in the NCAA tournament.
- Miami was one of five ACC teams to play in the NIT.
- Miami had one first-team All-ACC, one third-team All-ACC, one honorable mention All-ACC, one ACC All-Rookie Team and one ACC Tournament Team selection.

**CANES IN THE POLLS**

	AP	USA TODAY	RPI
11/10	--	RV	--
11/17	--	RV	--
11/24	17	20	--
12/1	15	15	3
12/8	20	21	23
12/15	18	19	36
12/22	RV	RV	30
1/19	RV	RV	56
1/26	23	23	38

## UM COMMUNICATIONS

<b>MBB Contact</b>	<b>Amy (Woodruff) LaBrie</b>
	Associate Director of Communications
<b>Work/Cell</b>	(305) 284-3241 / (813) 410-1194
<b>E-mail</b>	a.woodruff@miami.edu
<b>Ass't AD for Communications</b>	Tom Symonds
<b>Website</b>	www.HurricaneSports.com

## 2014-15 UM QUICK FACTS

<b>Location</b>	Coral Gables, Fla.
<b>Stadium</b>	BankUnited Center (7,972)
<b>Press Row</b>	305-284-2111
<b>Capacity</b>	7,972
<b>Enrollment</b>	15,629
<b>Founded</b>	1925
<b>Colors</b>	Orange, Green, White
<b>Nickname</b>	Hurricanes
<b>Mascot</b>	Sebastian the Ibis
<b>Conference</b>	Atlantic Coast
<b>President</b>	Dr. Donna E. Shalala
<b>Director of Athletics</b>	Blake James
<b>Address</b>	5821 San Amaro Drive Coral Gables, Fla. 33146

<b>2013-14 Overall Record</b>	17-16
<b>Home/Away/Neutral</b>	8-8 / 7-6 / 2-2
<b>2013-14 ACC Record / Finish</b>	7-11 / 10th
<b>Scholarship Players Returning / Lost</b>	2 / 6
<b>Newcomers</b>	9

<b>Head Coach</b>	Jim Larrañaga
<b>Alma Mater</b>	Providence, 1971
<b>Record at UM</b>	86-47 / 4th season
<b>Overall Record</b>	556-381 / 31st season

Eric Konkol	Wisconsin-Eau Claire, '00
Michael Huger	Bowling Green, '94
Chris Caputo	Westfield (Mass.) State, '02
<b>Director of Operations</b>	Adam Fisher
<b>Assoc. Director of Operations</b>	Jaime Vathielil
<b>Athletic Trainer</b>	Jason Robey
<b>Strength &amp; Conditioning Coach</b>	Steve Felde

## HISTORY

<b>First Season of Basketball</b>	1926
<b>Overall All-Time Record</b>	959-716
<b>Year UM Joined ACC</b>	2004-05
<b>NCAA Appearances</b>	Seven 1960, 1998, 1999, 2000, 2002, 2008, 2013
<b>Last NCAA Appearance</b>	L, 71-61 Sweet 16 vs. Marquette, 2013
<b>NIT Appearances</b>	10 1961, 1963, 1964, 1995, 1997, 2001, 2005, 2006, 2009, 2011
<b>Last NIT Appearance</b>	L, 79-64 Quarterfinals vs. Alabama, 2011

## COMMUNICATIONS POLICIES

All interview requests for assistant coaches or athletics department staff members must be approved and cleared by Amy (Woodruff) LaBrie in the UM Communications office. Credential requests are taken via e-mail to LaBrie (A.Woodruff@miami.edu). Any misuse of credentials will result in removal from the BankUnited Center and the permanent voiding of the credential. The UM locker room is closed at all times. For home games, Coach L and at least one Hurricane player will report to the media room for interviews following the opposing team's press conference.

## LED (TIED) THE TEAM IN....

	Points	Rebounds	Assists	Steals	Blocks
Burnett	2		(1)	1 (3)	1
Cruz Uceda	(1)	(1)		(3)	1
Jekiri	2	23 (2)	(1)	(1)	11 (6)
Lecomte	1 (1)		4 (2)	(5)	
McClellan	14 (1)	3 (2)	3 (1)	3 (5)	(1)
Newton			2 (1)	(2)	(1)
Palmer				(1)	(3)
Reed	2	1 (1)	1 (1)	2 (4)	2 (3)
Rodriguez	8 (1)		17 (2)	14 (5)	1 (3)
Sherman				(4)	3 (2)
Thomas		1		1	1

## STATS BREAKDOWNS

## In Miami's 20 wins:

Five players average 8.5 ppg or better.  
Miami scores 73.9 ppg, shooting 46.7% FG.  
The Canes average 35.4 rpg, 14.6 apg and 6.0 spg.  
Angel Rodriguez averages 14.6 points, 39.8 FG%, 37.1 3FG%  
Tonye Jekiri averaged 11.2 rebounds, 2.1 blocks  
Manu Lecomte averages 10.6 points, 50.7 FG%, 50.6 3FG%

## In Miami's 11 losses:

Two players average 8.5 ppg or better.  
Miami scores 59.7 ppg, shooting 38.2% FG.  
The Canes average 31.2 rpg, 11.5 apg and 5.4 spg.  
Angel Rodriguez averages 8.6 points, 21.6 FG%, 17.5 3FG%  
Tonye Jekiri averages 8.5 rebounds, 0.5 blocks  
Manu Lecomte averages 3.8 points, 30.4 FG%, 36.4 3FG%

## CARDIAC CANES - YEAR TWO

Miami played 12 games this season that were decided by five points-or-less.  
The Canes had five losses by a total of 22 points in the month of February. Three of those games were decided by a total of five points.

In 2013-14, Miami led the ACC having played 13 games decided by five points-or-less or in OT.

Difference	1	2	3	4	5	8	9	10-14	15-19	20+
Won	-	1	2	4	1	-	1	1	3	7
Lost	1	2	-	-	1	1	2	2	-	2

## BREAKING DOWN THE STATS

Through 31 games, Miami is 20-11 overall, 10-6 at home, and 10-5 away from the BankUnited Center (7-4 on the road and 3-1 at neutral sites). Despite facing four Top 15 teams on the road - at No. 6/7 Florida, at No. 4 Duke, at No. 12 Notre Dame, at No. 12 Louisville - Miami averages 4.9 ppg, 3.7 FG% and 8.8 3FG% better on the road than at home.

	PPG	FG%	3FG%	FT%	RPG	APG	SPG
<b>Home(16)</b>	66.5	41.8	32.2	73.4	35.5	12.8	5.6
<b>Away(15)</b>	71.4	45.5	41.0	74.0	32.2	14.3	5.9
<b>Wins (20)</b>	73.9	46.7	41.1	75.4	35.4	14.6	6.0
<b>Losses (11)</b>	59.7	38.2	28.7	68.4	31.2	11.5	5.4

## CANES POST 20-WIN SEASON

With a victory at Virginia Tech, Miami posted its third 20-win season in four years since the arrival of Jim Larrañaga. Since 2011-12, Coach L has tallied seasons of 20-13, 29-7, 17-16, and 20-11, for an average of 21.5 wins per season. Since joining the ACC in 2004-05, Miami posted three 20-win seasons before the arrival of Larrañaga, 23-11 in 2008, 20-13 in 2010 and 21-15 in 2011.

Player	10+ points	20+ points	7+ rebounds	2+ blocks	4+ assists	3+ steals
Burnett	5	1	1		1	
Cruz Uceda	3					
Jekiri	13		26	12	2	
Lecomte	12	2			4	
McClellan	24	4	8		4	2
Newton	2				2	
Palmer	4					
Reed	8		1	1	3	1
Rodriguez	17	4	1	2	18	9
Sherman	4		1	3		
Thomas			1	1		1

## FIRSTS UNDER JIM LARRAÑAGA

First game: Nov. 11, 2011 vs. Tennessee Tech. W, 69-58.  
First starting lineup: Malcolm Grant, Durand Scott, Garrius Adams, Erik Swoope, Kenny Kadji.  
First opening tip: Miami - Kenny Kadji.  
First UM FG: 18:38, Durand Scott, 3-pointer.  
First lead: 18:38, 3-0.  
First halftime score: Tennessee Tech 32, Miami 27.  
First win: Nov. 11, 2011. Miami 69, Tennessee Tech 58.  
Attendance at first game: 3,600.  
First loss: Nov. 25, 2011 at Ole Miss, 64-61 (OT).  
First road win: Dec. 22, 2011 at Charlotte, 76-61.  
First ACC game: Jan. 7, 2012 at Virginia, L, 52-51.  
First ACC win: Jan. 18, 2012 vs. Clemson, 76-73.  
First ACC regular season title: 2012-13

## JIM LARRAÑAGA = PROGRAM CHANGER

## In Coach L's Three Seasons at Miami ...

- ACC Regular Season and Tournament Championships
- .656 winning percentage
- Two 20-win seasons
- Two postseason appearances with three victories
- 15 ACC wins in 2013
- One All-American

## Seven Seasons before Coach L at UM ...

- .561 winning percentage
- Best conference finish was fifth place
- One NCAA Tournament appearance
- Most ACC wins in a season was eight

## In Coach L's 14 Seasons at George Mason ...

- .626 winning percentage
- 13 straight winning seasons
- A Final Four appearance
- Five trips to the NCAA tournament
- Nine postseason appearances
- First national ranking
- First appearance in Top 10
- First wins over Top 10 teams
- Winningest coach in league history

## Seven Seasons before Coach L at GMU...

- .340 winning percentage
- Seven straight losing seasons
- Zero postseason appearances
- Worst team in the CAA

## PRO CANES

James Jones	Cleveland Cavaliers (NBA)
Shane Larkin	New York Knicks (NBA)
John Salmons	New Orleans Pelicans (NBA)
Jimmy Graham	New Orleans Saints (NFL)
Erik Swoope	Indianapolis Colts (NFL)
Trey McKinney Jones	Ft. Wayne Mad Ants (D-League)

Garrius Adams	Liege (Belgium)
Brian Asbury	Hapoel Eilat (Israel)
Rion Brown	Brussels (Belgium)
Guillermo Diaz	Arecibo (Puerto Rico)
Julian Gamble	Brussels (Belgium)
Lawrence Gilbert	Manizales (Colombia)
Malcolm Grant	Mississauga Power (Canada)
Gary Hamilton	Osaka Evessa (Japan)
Dequan Jones	Acqua Vitasnella Cantu (Italy)
Kenny Kadji	Banco di Sardegna Sassari (Italy)
Anthony King	Artland Dragons (Germany)
Donnavan Kirk	Michelin Etha Engomis Nicosia (Cyprus)
Darrius Rice	Karpos Sokoli (Greece)
Durand Scott	Hapoel Tel Aviv (Israel)

**THREES APLENTY AT VIRGINIA TECH**

Against Virginia Tech on March 7, Miami knocked down 15 shots from the 3-point line, tying the school record, which was previously accomplished in 2013 vs. North Carolina, 2010 vs. South Carolina State and 1993 against Georgetown. The Canes hit 10 from long range in the first half. For the game, James Palmer was 5-for-5, Manu Lecomte 5-6, Ivan Cruz Uceda was 3-4, and Davon Reed and Omar Sherman were both 1-1, for a 15-25 performance as a team.

**THREE CANES SHOOTING BETTER THAN 50 PERCENT**

Juniors Sheldon McClellan and Tonye Jekiri and sophomore Davon Reed are all hitting at least 50 percent of their shots this season. In all games, McClellan is hitting shots at a 50.0 percent clip. Jekiri is at 51.0 percent and Reed is hitting a team-best 52.2 percent. In ACC outings, Jekiri was 50.8 percent from the field, Reed hit 54.8 percent and McClellan knocked down 46.2 percent of his attempts.

**MCCLELLAN IMPROVES SHOOTING PERCENTAGES**

Junior guard Sheldon McClellan has drastically improved his shooting percentages since arriving at Miami for the 2014-15 season, after spending two campaigns at Texas.

	FG%	3FG%	FT%	REB	PTS
McClellan 2014-15	50.0	37.1	81.5	4.6	14.8
McClellan 2012-13	38.2	27.3	83.3	3.9	13.5
McClellan 2011-12	44.8	31.0	75.6	3.3	11.3

**COACHING STAFF LONGEVITY**

Coach L's and his three assistant coaches have been coaching together for a combined 32 seasons. Chris Caputo has been with Coach L for 13 years, Eric Konkol is at 11 years and Michael Huger in his eighth season as an assistant. Huger also played for Larrañaga from 1989-93 at Bowling Green.

**COACHING COORDINATORS FOR MIAMI**

Miami's assistant coaching staff is set up in a coordinator system, with Eric Konkol as the offensive coordinator and schedule coordinator, Michael Huger manning the defense and Chris Caputo handling the scout for every opponent.

**VS. WAKE FOREST (7-10)**

Home: 5-2

Away: 1-8

Neutral: 1-0

Under Coach L: 2-2

Since rebirth in 1985: 7-9

2/5/40	L	46-17	(a)
1/28/91	L	72-66	(a)
1/29/05	L	94-82	(a)
2/15/05	L	68-63	(h)
1/31/06	W	78-69	(h)
1/6/07	L	59-58	(h)
2/17/07	L	74-69	(a)
1/29/08	L	70-68	(a)
2/4/09	W	79-52	(h)
1/9/10	W	67-66	(h)
2/2/10	L	62-53	(a)
3/11/10	W	83-62	(n)
2/9/11	W	74-73	(a)
2/18/12	W	74-56	(h)
2/23/13	L	80-65	(a)
3/8/14	W	69-56	(h)
2/11/15	L	70-72	(a)

**VS. VIRGINIA TECH (15-12)**

Home: 8-4

Away: 6-6

Neutral: 2-2

Under Coach L: 6-2

Since rebirth in 1985: 16-12

1/10/01	L	85-74	(a)
2/6/01	W	86-61	(h)
1/12/02	W	77-68	(a)
3/2/02	W	83-77	(h)
2/11/03	W	85-65	(h)
3/5/03	W	79-71	(a)
1/17/04	W	65-59	(a)
2/02/05	L	73-63	(h)
2/19/05	L	71-58	(a)
2/22/06	W	70-59	(h)
1/23/07	L	92-85	(h)
2/24/07	L	73-57	(a)
2/9/08	W	74-71	(a)
3/14/08	L	63-49	(n)
1/25/09 (OT)	L	88-83	(h)
3/12/09	L	65-47	(n)
1/13/10	L	81-66	(a)
1/31/10	W	82-75	(h)
3/12/10	W	70-65	(n)
1/30/11	L	72-68	(a)
2/9/12	W	65-49	(h)
1/30/13	W	73-64	(a)
2/27/13	W	76-58	(h)
12/8/13 (OT)	L	61-60	(h)
2/15/14	L	52-45	(a)
3/12/14	W	57-53	(n)
2/18/15	W	76-52	(h)
3/7/15	W	82-61	(a)

**MCCLELLAN LIGHTING UP THE NET**

As national stats on March 8, guard Sheldon McClellan is hitting 50.0 percent of his field goals, which is the ...

\* Top shooting percentage in the nation by a guard in the Big 5 conferences

\* 11th-best shooting percentage by a guard in the nation

\* 71st-best shooting percentage in the nation (all positions)

\* Top shooting percentage by a guard in the ACC

The Canes are 14-0 when McClellan shoots 50 percent or better in a game.

He is one of 42 guards in the Power 5 conferences to score 31+ points in a game this season and one of four guards in the ACC to score 31+ points in a game this season.

Among guards, he is ninth in the ACC in scoring.

In 17 games he has scored 15+ points, and 20+ in four outings.

He has posted two double-doubles - 16p, 10r vs. NC State, 31p, 11r at Charlotte.

**COACH L VS. THE ACC**

vs. Boston College 8-0	vs. NC State 4-4
vs. Clemson 4-1	vs. Notre Dame 1-1
vs. Duke 3-2	vs. Pittsburgh 1-1
vs. Florida State 5-4	vs. Syracuse 1-2
vs. Georgia Tech 4-2	vs. Virginia 1-3
vs. Louisville 0-2	vs. Virginia Tech 6-2
vs. North Carolina 4-3	vs. Wake Forest 2-2

**DOUBLE-DOUBLES IN 2014-15****Tonye Jekiri**

12p, 10r - vs Providence, 12-22-14
13p, 15r - BOSTON COLLEGE, 01-10-15
10p, 10r - at Duke, 01-13-15
13p, 15r - at Syracuse, 01-24-15
10p, 10r - LOUISVILLE, 02-03-15
12p, 15r - at Boston College, 02-16-15
15p, 15r - VIRGINIA TECH, 02-18-15
13p, 15r - at Louisville, 02-21-15
12p, 11r - FLORIDA STATE, 02-25-15
10p, 11r - at PITT, 03-04-15

**Sheldon McClellan**

31p, 11r - at Charlotte, 11-25-14
16p, 10r - NC STATE, 01-22-15

**20-POINT GAMES IN 2014-15**

31 - Sheldon McClellan at Charlotte (11-25-14)
25 - Angel Rodriguez vs Florida State (02-25-15)
25 - Angel Rodriguez vs Virginia (01-03-15)
24 - Sheldon McClellan at Boston College (02-16-15)
24 - Angel Rodriguez at Duke (01-13-15)
24 - Angel Rodriguez at Florida (11-17-14)
23 - Manu Lecomte at Duke (01-13-15)
21 - Sheldon McClellan vs Virginia Tech (02-18-15)
21 - Deandre Burnett vs Green Bay (12-06-14)
20 - Manu Lecomte at Virginia Tech (03-07-15)
20 - Sheldon McClellan at PITT (03-04-15)

**MIAMI'S LARGEST IN 2014-15**

Lead	37, vs. Howard, 11/14
Deficit	28, vs. Eastern Kentucky, 12/19
Margin of Victory	35, vs. Howard, 11/14
Margin of Defeat	28, vs. Eastern Kentucky, 12/19
Halftime Lead	28, at Virginia Tech, 3/7
Halftime Deficit	18, vs. Virginia, 1/3
Deficit in Win	15, at Florida, 11/17
Halftime Deficit in Win	12, at Florida, 11/17
Lead in Loss	12, at Notre Dame, 1/17
Halftime Lead in Loss	11, at Florida State, 2/1

**JEKIRI'S JUNIOR SEASON NUMBERS CONTINUE TO IMPROVE**

Junior Tonye Jekiri has posted 10 double-doubles in his last 20 games, including nine in ACC play. Jekiri has posted 10+ rebounds 18 times, and in 13 of the last 18 games. This season he has 10+ points in 13 outings.

Jekiri leads the ACC with 18 10+-rebound games.

The native of Nigeria has nearly doubled his output in points and rebounds each season as a Hurricane. The 7-footer is averaging 8.5 points and 10.2 rebounds this season, up from 4.2 ppg and 5.5 rpg his sophomore year and 1.4 points and 1.6 rebounds his rookie campaign.

**STARTERS BY GAME**

Howard	Rodriguez	Lecomte	McClellan	Thomas	Jekiri
Florida	Rodriguez	Lecomte	McClellan	Thomas	Jekiri
Drexel	Rodriguez	Lecomte	McClellan	Thomas	Jekiri
Akron	Rodriguez	Lecomte	McClellan	Thomas	Jekiri
Charlotte	Rodriguez	Lecomte	McClellan	Thomas	Jekiri
Charlotte	Rodriguez	Lecomte	McClellan	Thomas	Jekiri
So. Alabama	Rodriguez	Lecomte	McClellan	Thomas	Jekiri
Illinois	Rodriguez	Lecomte	McClellan	Thomas	Jekiri
Green Bay	Rodriguez	Lecomte	McClellan	Thomas	Jekiri
Savannah St.	Rodriguez	Lecomte	McClellan	Thomas	Jekiri
Eastern Ky.	Rodriguez	Lecomte	McClellan	Thomas	Jekiri
Providence	Rodriguez	Lecomte	McClellan	Sherman	Jekiri
Charleston	Rodriguez	Lecomte	McClellan	Thomas	Jekiri
Virginia	Rodriguez	Lecomte	McClellan	Thomas	Jekiri
Boston Co.	Rodriguez	Burnett	McClellan	Sherman	Jekiri
Duke	Rodriguez	Burnett	McClellan	Sherman	Jekiri
Notre Dame	Rodriguez	Burnett	McClellan	Reed	Jekiri
NC State	Rodriguez	Reed	McClellan	Sherman	Jekiri
Syracuse	Rodriguez	Reed	McClellan	Sherman	Jekiri
Georgia Tech	Rodriguez	Reed	McClellan	Sherman	Jekiri
Florida State	Rodriguez	Reed	McClellan	Sherman	Jekiri
Louisville	Rodriguez	Lecomte	McClellan	Thomas	Jekiri
Clemson	Rodriguez	Newton	McClellan	Reed	Jekiri
Wake Forest	Rodriguez	Newton	McClellan	Reed	Jekiri
Boston Co.	Rodriguez	Palmer	McClellan	Reed	Jekiri
Virginia Tech	Rodriguez	Palmer	McClellan	Reed	Jekiri
Louisville	Rodriguez	Reed	McClellan	Sherman	Jekiri
Florida State	Rodriguez	Reed	McClellan	Sherman	Jekiri
North Carolina	Lecomte	Reed	McClellan	Thomas	Jekiri
Pittsburgh	Lecomte	Reed	McClellan	Cruz Uceda	Jekiri
Virginia Tech	Lecomte	Reed	McClellan	Palmer	Jekiri

**RECORD BY STARTING LINEUP**

Rodriguez, Lecomte, McClellan, Thomas, Jekiri	10-4
Rodriguez, Lecomte, McClellan, Sherman, Jekiri	0-1
Rodriguez, Burnett, McClellan, Sherman, Jekiri	2-0
Rodriguez, Burnett, McClellan, Reed, Jekiri	0-1
Rodriguez, Reed, McClellan, Sherman, Jekiri	3-3
Rodriguez, Newton, McClellan, Reed, Jekiri	1-1
Rodriguez, Palmer, McClellan, Reed, Jekiri	2-0
Lecomte, Reed, McClellan, Thomas, Jekiri	0-1
Lecomte, Reed, McClellan, Cruz Uceda, Jekiri	1-0
Lecomte, Reed, McClellan, Palmer, Jekiri	1-0

**COACH L COACHING TREE**

Jamie Angeli - Women's Basketball HC - City College of New York  
 Joe Barer - Assistant - Truman St.  
 Scott Cherry - HC - High Point  
 Bill Courtney - HC - Cornell  
 Kent Dernbach - Assistant - University of Wisconsin Stephens Point  
 Brian Ellerbe - Former HC - Michigan. Left DePaul in 2013  
 Jerry Francis - Former HC - Prairie View  
 Mike Gillian - Assistant - Florida Int'l  
 Stan Heath - Former HC - University of South Florida, Kent State, Arkansas  
 Marc Iavaroni - Former HC - Memphis Grizzlies.  
 James Johnson - Former HC - Virginia Tech  
 Derek Kellogg - HC - UMass  
 Scott Lombardi - Director of Men's Basketball Operations - High Point  
 Steve Merfeld - Assistant to Head Coach at Creighton  
 Keith Noftz - Assistant - Massillon HS  
 Jeff Schneider - Former HC - Cal Poly San Luis Obispo  
 Anthony Solomon - Assistant - Notre Dame  
 Ricky Stokes - Former head coach - Virginia Tech  
 Jeff Westlund - Former HC - Bethel University  
 Ricky Yahn - HC - Concordia University



**MIAMI PLAYS TO THE CROWD**

Miami is 10-4 when playing in front of a crowd that is 75 percent of the arena's capacity, with one loss at No. 12 Notre Dame, one at No. 12 Louisville and two at home. Miami is 6-6 when the crowd is less than 75 percent capacity. (Numbers based on true home and road games, not neutral sites)

**JEKIRI'S SEASON-BY-SEASON PROGRESSION**

Junior Tonye Jekiri has nearly doubled his rebounding and scoring outputs each season with the Hurricanes.

	FG%	FT%	REB	PTS
Jekiri-14-15	51.0 (102-200)	72.6	10.2	8.5
Jekiri-13-14	45.6 (57-12)	58.1	5.5	4.2
Jekiri 12-13	51.4 (18-35)	55.0	1.6	1.4
Jekiri 14-15 ACC	50.8 (65-128)	70.9	10.9	9.4
Jekiri 13-14 ACC	42.6 (29-68)	51.7	6.1	4.1
Jekiri 12-13 ACC	60.0 (12-20)	54.5	1.7	1.7

**JEKIRI ONE OF THE TOP BIG MEN IN THE COUNTRY**

As of NCAA.com stats on March 8, Tonye Jekiri is in the Top 15 in the country in rebounds among all players and the Top 2 among players in the Big 5 conferences.

	Reb/g	DReb/g	Total Reb	OREb/g
Actual	10.2	7.0	317	3.23
Overall rank	13th	13th	10th	38
Big 5 rank	3rd	2nd	3rd	11th

**THREE PLAYERS TOP 25 IN ACC STATS, AS OF MARCH 8**

	Category	All Games	ACC Only
<b>Tonye Jekiri</b>	Rebounding	1	1
	Blocked Shots	4	6
	Def. Rebounds	1	1
	Off. Rebounds	5	2
<b>Angel Rodriguez</b>	Assists	7	6
	Steals	3	7
	FT Pct.	9	8
<b>Sheldon McClellan</b>	Scoring	10	16
	FG Pct.	6	
	FT Pct.	5	4

**CANES SHINE IN THE SECOND HALF**

Junior guards Angel Rodriguez and Sheldon McClellan know how to finish a game. In 12 games, Rodriguez has scored double-digit points in the second stanza, including 22 at Florida, 17 against Virginia, 15 at Duke, Wake Forest and vs. Florida State. Only three times (10 vs. Howard & Florida State, 11 vs. Providence) he has scored double-digits in the first stanza.

In 12 games, McClellan has scored double-digit points in the second half, including 21 at Charlotte, 17 vs. Florida State, 16 at Pittsburgh and 14 against Virginia Tech. He's scored 10+ in the first half in just four outings.

Their stats in all games are below.

	Rodriguez	PPG	FG%	3FG%	Pts
Second half	8.3	41.7	35.0	240	
First half	3.9	23.9	25.0	112	
	McClellan	PPG	FG%	3FG%	Pts
Second half	8.6	56.4	44.6	266	
First half	5.9	43.8	29.7	184	

**REED CLUTCH FROM DISTANCE**

Sophomore Davon Reed is knocking down 52.7 percent of his shots from long range in ACC games. He leads the team in 3-pointers in league games and despite only playing 23 of 31 games (due to injury), he is fourth on the team with 30 from long range overall. He has hit a 3-pointer in 12 of the last 15 games, and for the season has nine games with multiple threes, topping out with five against Louisville.

**COACH L NOTCHES CAREER WIN NO. 550**

In his first victory against Syracuse, Coach Jim Larrañaga won his 550th career game. Larrañaga's 100th win came in 1991 against Kent State while at Bowling Green. While at George Mason, win No. 200 came in 1997 vs. Northeastern, No. 300 in 2003 against East Carolina and No. 400 in 2008 vs. William & Mary. In 2012, the Canes defeated Georgia Tech for Coach L's 500th.

**MIAMI DOWNS NO. 4 DUKE AT CAMERON INDOOR**

Miami defeated No. 4 Duke 90-74 on Jan. 13 at Cameron Indoor Stadium, upsetting the Blue Devils' 41-game home winning streak, and setting various Canes records. See page 14 for a complete listing of postgame notes.

**RODRIGUEZ AT HIS BEST AGAINST THE BEST**

In Miami's three games against Top 8 teams - No. 3 Virginia, No. 4 Duke and No. 8/7 Florida - Angel Rodriguez has put on a show, averaging 24.3 points and 5.0 assists.

Against Florida, he scored 22 of his 24 points in the final nine minutes, draining five second-half three-pointers to help Miami earn the win.

The junior scored 17 points in the second half against the Cavaliers, knocking down three clutch free throws with 0.9 seconds left in regulation to send the game into overtime. In the two overtimes combined, he scored six points, including 4-4 at the line, and dished out three assists, accounting for 13 of Miami's 17 overtime points.

At Duke, Rodriguez scored eight-straight points - including two from long distance - to give Miami a decisive lead. He tallied 15 points and four steals in the second half at Cameron Indoor.

**THIS SEASON MIAMI HAS ...**

- Defeated Duke and Syracuse on the road in the same season, the second time this has ever happened, and the first time since UNC did during the 1983-84 season
- Defeated three ranked teams: at No. 8/7 Florida, vs. No. 24/25 Illinois and at No. 4 Duke
- Defeated a pair of Top 7 teams in the same season, both on the road: No. 6/7 Florida and No. 4 Duke
- Won two true road games against ranked opponents for the first time since 1998-99: No. 6/7 Florida and No. 4 Duke
- Defeated Coach K (1,000 wins), Coach Boeheim (962), & Coach Donovan (496)
- Ended Duke's 41-game home winning streak, the longest active streak in Division I
- Snapped Duke's 19-game ACC home game winning streak
- Snapped Florida's streak of 33 consecutive home wins, which was the longest streak in school history
- Scored 90 points against Duke, the most points scored by an unranked opponent in a regulation win in Cameron Indoor Stadium since NC State's 96 points on Feb. 23, 1983.
- Dealt Duke the most lopsided loss (16 points) an unranked visitor has handed to a ranked Blue Devil team in the ACC era
- Defeated Syracuse at the Carrier Dome, in front of the largest collegiate crowd of the season to date (Jan. 24): 30,677

**CANES TOP 100 NATIONALLY** (as of March 9)

	Angel Rodriguez	Rank	Actual
Steals Per Game	47	1.9	
Total Steals	62	55.0	
Assists Per Game	92	4.2	

	Sheldon McClellan	Rank	Actual
Field-Goal Percentage	71	50.0	

	Tonye Jekiri	Rank	Actual
Total Rebounds	10	317.0	
Rebounds Per Game	13	10.2	
Defensive Rebounds / Game	13	7.0	
Offensive Rebounds / Game	38	3.23	
Double Doubles	45	10.0	
Total Blocks	92	47.0	

**CANES IN NATIONAL STATS** (as of March 8)

Category	Rank	Actual	Nat'l Leader	Actual
Turnovers Per Game	14	10.2	Wisconsin	7.5
Fewest Turnovers	21	317.0	Wisconsin	226.0
Personal Fouls Per Game	22	15.6	Wisconsin	12.5
Total 3-point FGM	26	251.0	VMI	335.0
Assist Turnover Ratio	30	1.32	Davidson	1.81
Three-Point FG Per Game	31	8.1	VMI	11.6
3-pt Field Goal Attempts	34	689.0	VMI	1051.0
Free-Throw Percentage	35	73.6	Illinois	79.4
Fewest Fouls	35	484.0	Wisconsin	375.0
Three-Point Field-Goal Pct	83	36.4	UC Davis	45.2
Won-Lost Percentage	86	64.5	Kentucky	100.0
Scoring Margin	88	5.5	Kentucky	21.2
Turnover Margin	91	1.3	Eastern Ky.	7.3
Scoring Defense	95	63.4	Virginia	50.2

**UM RECORDS**

GAME	ACC GAME
POINTS SCORED	59 - Rick Barry vs. Rollins, 1965
FIELD GOAL %	1.000 (7-7) - Raymond Hicks vs. NC A&T, 2008
3-POINT FG	9 - Johnny Hemsley vs. Lafayette, 1999
3-POINT FG%	1.000 (5-5) (5x) last - Malcolm Grant vs. NC State, 2011
FT MADE	22 (2x) last - Rick Barry vs. Florida Southern, 1965
FT %	1.000 (16-16) - Jack McClellan vs. NC State, 2009
REBOUNDS	29 - Rick Barry vs. Oklahoma City, 1965
ASSISTS	14 - Michael Gardner vs. Pittsburgh, 1993
STEALS	9 - Jerome Scott vs. FIU, 1991
BLOCKED SHOTS	13 - Anthony King vs. Florida Atlantic, 2004
	35 - Jack McClellan vs. North Carolina 02/15/09
	.900 (9-10) - Reggie Johnson at Duke 01/02/11
	7 (3x) last - Jack McClellan vs. North Carolina 02/15/09
	1.000 (5-5) - James Palmer at Virginia Tech 03/07/15
	1.000 (5-5) - Malcolm Grant at NC State 01/23/11
	16 - Jack McClellan vs. NC State 03/07/09
	1.000 (16-16) - Jack McClellan vs. NC State 03/07/09
	17 - Tonye Jekiri vs. Clemson 02/08/15
	9 (3x) last - Shane Larkin vs. North Carolina 02/09/13
	6 - Shane Larkin at North Carolina 01/10/12
	6 - Anthony King vs. Florida State 01/15/05

**2014-15 QUICK HITS**

- UM opened the season with nine scholarship players available. This is the second-straight season the Canes open the campaign with eight or more new players and only nine available scholarship players.
- Miami has 10 new players on the roster for 2014-15: Eight scholarship newcomers, one D-I transfer who must sit out and one walk-on.
- UM opened the 2014-15 campaign with just two players from the 2013-14 season, in sophomore Manu Lecomte and junior Tonye Jekiri. Sophomore Davon Reed was out through Dec. 5 with a lower extremity injury.
- Miami's 14-man roster includes players from five countries - Belgium, Nigeria, Puerto Rico, Spain, U.S. - six states - Florida, Texas, New York, Pennsylvania, New Jersey, New Hampshire - and Washington, D.C.
- There are no seniors playing for the Canes: One graduate student, five juniors, three sophomores and five freshmen.
- Three D-I transfers are eligible to play in 2014-15: Sheldon McClellan (Texas), Angel Rodriguez (Kansas State) and Joe Thomas (Niagara).
- The Canes lost six players - including three starters and the team's top two scorers - from the 2013-14 season, five to graduation and one transferred.
- Miami lost five of its top seven players from 2013-14. To open the 2013-14 season, Miami had lost its top six players from the 2012-13 ACC Championship campaign.
- Without Reed, the Canes returned 11.9 points, 7.6 rebounds, 3.0 assists, 1.3 steals and 0.9 blocks per game from the 2013-14 season. A year ago, Miami opened the 2013-14 season returning 9.3 points, 5.1 rebounds, 1.1 assists, 0.8 steals and 0.5 blocks per game.
- For the second-straight season, Miami returned the fewest points per game (18.4) and rebounds per game (9.2) of all ACC schools.
- The Canes held opponents to just 59.5 points per game in 2013-14, which was ranked No. 11 of 345 teams in Division I. Miami also averaged 61.5 ppg, which was ranked No. 337.
- The Canes lost 10 games by five points or less, or in overtime, during the 2013-14 season, on their way to a 17-16 overall record.

**WHAT'S TRENDING WITH THE CANES**

UM hit 40+ percent from the field in seven of its last eight games.

In three of the last four games, Miami has ...

... hit 80+ percent from the line.

... out-rebounded its opponent by at least three boards.

... notched double-digit assists.

... recorded less than 10 turnovers.

**CANES IN SPAIN**

In August, the University of Miami embarked on a 10-day educational and competitive tour to Spain. The Canes were 4-0 against teams from Barcelona, Valencia and Madrid. In four games in Spain, Miami outscored its opponent 89.8 to 65.8 ppg and pulled down nearly twice as many rebounds, 51.8 to 27.0 per night. The Canes hit 51.8 percent from the field, 27.8 percent from three and 62.4 percent at the line. UM also averaged 17.8 assists and 13.3 steals per night.

Individually, four Canes averaged double digits, led by Sheldon McClellan (20.0), followed by Dre Burnett (14.3), Ja'Quan Newton (13.5) and James Palmer (11.5). Spaniard Ivan Cruz Uceda averaged 11.0 rebounds per game while Tonye Jekiri averaged 8.5 rpg. Senior Angel Rodriguez did not play any games in Spain due to injury.

**SWOOPES SIGNS WITH INDIANAPOLIS COLTS**

Erik Swoope, former Hurricane basketball player who never played football prior to walking into an NFL locker room this summer, was on the Colts practice squad this season and on Jan. 20, signed a reserve/future contract.

**LARKIN WITH KNICKS IN SECOND NBA SEASON**

Former Cane Shane Larkin is in his second season in the NBA, playing for the New York Knicks after being traded from the Dallas Mavericks. Larkin is averaging 5.6 points, 2.0 rebounds, 2.5 assists and 1.2 steals in 22.3 minutes per game, through 54 games. He's shooting 41.9 percent from the field.

**SEASONS OF CHANGE**

Miami faced back-to-back seasons with roster turnover after losing six players from the 2012-13 ACC Championship season - five to graduation, one to NBA - then six seniors (5 scholarship) after the 2013-14 campaign.

**CANE STRONG: UMBB IN THE WEIGHT ROOM**

Under strength Coach Steve Felde (fell-dee), five Canes bench at least 300 pounds and eight bench press more than 250 pounds. Joe Thomas leads the way at 375, followed by Deandre Burnett (315), who is up 85 pounds since arriving at UM. Also in the 300-club are Angel Rodriguez (300/+60), Manu Lecomte (300/+85) and Mike Fernandez (300/+95).

**ANTHONY LAWRENCE, JR. SIGNS NLI WITH CANES**

Anthony Lawrence, Jr. has signed a National Letter of Intent to play basketball for the University of Miami.

Nicknamed "Amp," Lawrence is a 6-7, 200-pound guard/forward from Saint Petersburg, Fla., who led his Lakewood Senior High School team to the Class 5A state championship game as a junior. Lawrence scored 18 points in the championship game and totaled 25 rebounds in two state tournament games. Anthony's father, Anthony Lawrence Sr. was a two-year letterman at Miami from 1991-93.

**LARRAÑAGA CONTRACT EXTENDED THROUGH 2022**

The University of Miami extended Coach Jim Larrañaga's contract through May 31, 2022. Director of Athletics Blake James announced in September 2014. Larrañaga first signed a five-year contract in 2011, then was granted a three-year extension in 2012.

**US NEWS AND WORLD REPORT**

According to latest US News & World Report rankings, the University of Miami is tied for the top academic institution in the state of Florida and ranks 48th nationally.

**COACH L TIES TO THE ACC**

Coach Jim Larrañaga was an assistant coach at Virginia from 1979-1986, under the leadership of Terry Holland. In those seven seasons, Larrañaga helped the Cavaliers to five NCAA appearances: Final Four twice, Elite Eight once, Sweet 16 once and Round of 64 once, as well as two NIT appearances, including the Championship and Quarterfinal round.

**LARRAÑAGA MEMBER OF UM FACULTY**

Coach Jim Larrañaga is an Adjunct Assistant Professor of Kinesiology and Sport Sciences at the University of Miami. Due to his head coaching responsibilities, Larrañaga is a guest lecturer at several different classes in the School of Education and Human Development throughout the semester.

**MIAMI BASKETBALL - THE EARLY YEARS**

The University of Miami basketball program was dormant for 14 years from 1971-1985. In 1983 Director of Athletics Sam Jankovich announced the resurrection of men's basketball at Miami, with the reinstatement vote by the UM Board of Trustees on Oct. 12, 1983. Head coach Bill Foster was hired March 21, 1984, adding assistants Clint Bryant, Seth Greenberg and Cesar Odio by July 1. Tim Harvey was the staff's first recruit, a 6-10, 240-pound center from Plainfield, N.J., who transferred from Georgia Tech.

On Oct. 15, 1984 the first men's basketball practice in 12 years was held on the patio in the center of campus, viewed by more than 200 students. Miami defeated The Citadel, 85-77, on Nov. 22, 1985, in the first game of the new era of UM basketball.

**NEW SCOREBOARD HUNG IN BANKUNITED CENTER**

Miami Hurricanes home basketball games will be more exciting this year as a new state-of-the-art center-hung scoreboard - made possible by a \$1 million Momentum2 campaign gift from FMSBonds, Inc. - will be unveiled for the 2014-15 season. The gift was made possible by FMSBonds, Inc. President James A. Klotz and Chairman Paul Feinsilver. Klotz is a long-time University of Miami Athletics donor and is a member of the Athletics Visiting Committee. The center-hung scoreboard is 24 feet wide by 17 feet tall (including ring). The main screen is 10' 8.8" in height and the ring is 2' 5". The main screen has 2,848 columns of resolution.

**DIVERSITY AT UM EXTENDS TO COURT**

Five Miami players speak English as a second language: Ivan Cruz Uceda - Spanish (Spain); Mike Fernandez - Spanish (Cuba); Tonye Jekiri - African; Manu Lecomte - French; Angel Rodriguez - Spanish (Puerto Rico). UM is the academic home of nearly 1,700 foreign students of all socioeconomic backgrounds, from more than 110 countries as diverse as Peru, Pakistan, and Poland. Miami's diversity also is evident in its full-time faculty, which is nearly 36 percent minority, making UM one of the most diverse major private research universities.

**QUICK HITS**

- In Miami's huddles, the guards stand to the left of Coach L and the forwards to the right, in ascending height order.
- Looking at UM's bench, assistant coach Huger & guards sit to the left of Coach L, while assistants Konkol & Caputo sit to the right with forwards.
- Coach L believes in the power of habits, referencing Stephen Covey's "7 Habits of Highly Effective People."
- Coach L often references his Franklin Covey planners from the past 15 years, all of which are in a cabinet above his desk.
- When plying for his job, Chris Caputo sent Coach L a heart and said, "I'd give my heart and soul to be on your staff."
- Coach L and assistant Michael Huger played pro basketball in Belgium, the home country of PG Manu Lecomte. The coaches never saw Lecomte play in person and Lecomte did not visit campus before arriving for classes.
- On June 27, 2013 sophomore Shane Larkin was the No. 18 pick in the NBA Draft.
- In 2013, Shane Larkin tested as the best all-around athlete of the 61 players at the NBA combine.

**ATTITUDE, COMMITMENT AND CLASS**

Attitude, commitment and class are the cornerstone values of the Miami basketball program. Attitude: Be positive. Life is 10% what happens to you and 90% how you react to it. Commitment: Make a total and unconditional commitment to our program. Be passionate about what you do. Class: Show pride and respect in yourself and our program. Be the best you can be in thought, word and deed.

**ABOUT THE HEAD COACH**

- Coach L was influenced by his HS coach, the late Jack Curran, the winningest HS basketball & baseball (combined) coach in the nation.
- Coach L's son, Jon, plays pickup basketball games with President Obama and his son, Jay, is an assistant coach for the Boston Celtics.
- Coach L's family was originally from Spain and his grandfather was raised in Cuba. The family made Larrañaga Cigars.
- Coach L's father had a love for the open road, a trait he passed on to his son, who has a love for geography.
- Coach L has been the commissioner and his staff has coached at the Dwyane Wade Fantasy Camp in Miami.
- In Catholic school, Coach L's nun/teacher couldn't pronounce the ñ in Larrañaga, thus the current Lare-uh-nay-guh pronunciation.

**ABOUT THE UNIVERSITY OF MIAMI**

- Miami is tied for No. 1 in Florida & Top 50 in the nation in the U.S. News & World Report's annual "Best Colleges" rankings.
- Miami, a small, private university with 9,500 undergraduate students, has an 11:1 student to faculty ratio.
- Miami basketball ranks in the Top 10 percent nationally in Academic Progress Rates (APR).
- Miami is ranked No. 3 in the nation for Race/Class Interaction by The Princeton Review. More than 50% of UM students are minorities.
- Six-time NBA All-Star Amar'e Stoudemire took classes at The U to earn his bachelor's degree.
- At UM, more than 50 percent of classes for undergraduates have 16 or fewer students; over 75 percent have 27 or fewer students.

**CORAL GABLES AND MIAMI FACTS**

The Florida city of Coral Gables, situated just a few miles southwest of Miami, is part of Miami-Dade County. Incorporated in 1925, Coral Gables was created as a fully-planned community by George Merrick, who envisioned an upscale Miami suburb with large elements of Mediterranean-style architecture to highlight the region's Spanish influence. In 1925, roughly simultaneous to the founding of Coral Gables, the city was selected as the home to the University of Miami, which was constructed that year on 240 acres of land just west of U.S. Route 1, approximately two miles south of downtown Coral Gables.

The average temperature in Coral Gables is 75 degrees.

Coral Gables averages 300 days of sunshine per year.

The Venetian Pool, located in Coral Gables, is acclaimed as "the world's most beautiful public swimming pool."

The Biltmore Golf Course in Coral Gables, has been played by Tiger Woods, and by amateur golf lovers Bill Clinton and Will Smith.

Miami has 84 miles of beaches.

Miami is the southernmost major city in the continental U.S.

Miami is the only major city to be founded by a woman - Julia Tuttle.

Miami is the consistently ranked by Dr. Beach's top 10 beaches in the U.S. Bordered by The Everglades National Park & Biscayne National Park, Miami is the only city in the US that is bordered by two national parks.

Miami is home to 150+ ethnicities and 60+ languages.

Memorable films made in Miami: Scarface, True Lies, 2 Fast 2 Furious, Bad Boys series, Caddyshack, The Bodyguard.

TV shows set/filmed in Miami: Miami Vice, Burn Notice, Dexter, The Golden Girls.



MIAMI'S RECORD WHEN...	2014-15		COACH L	
RECORD	ALL	ACC	AT UM	ACC
All games	20-11	10-8	86-47	41-29
Home	10-6	5-4	46-19	22-13
Away	7-4	5-4	29-21	19-16
Neutral	3-1		11-7	
November	7-0		19-6	
December	3-3		15-9	0-1
January	4-3	4-3	18-11	16-11
February	4-5	4-5	20-14	19-14
March	2-0	2-0	14-7	6-3
Vs. Top 10 opponents	2-2	1-2	4-8	3-7
Vs. Top 25 opponents (includes Top 10)	3-5	1-5	8-19	5-15
Vs. RV opponents (either or both polls)	1-0	1-0	8-2	3-0
Vs. teams over .500 on game day	11-9	7-6	50-40	26-24
Vs. teams under .500 on game day	7-2	3-2	24-6	11-5
Vs. teams at .500 on game day	2-0	0-0	11-1	4-0
While UM is in the top 25	4-4	0-2	20-8	12-5
While UM is RV (only)	7-1	2-0	14-4	4-1
Leading at halftime	11-3	2-3	64-12	27-9
Trailing at halftime	7-7	6-5	18-33	10-19
Tied at halftime	1-1	1-0	5-2	3-1
Single overtime			2-6	1-2
Double overtime	1-1	1-1	3-1	2-1
In overtime games (single+double)	1-1	1-1	5-7	3-3
Leading with 2:00 left in regulation	17-2	8-2	77-6	37-3
Trailing with 2:00 left in regulation	2-9	1-6	7-39	3-25
Tied with 2:00 left in regulation			1-1	0-1
UM shoots 50% or better from field	7-0	2-0	27-2	10-2
UM shoots 40-49% from field	11-4	7-4	50-13	28-10
UM shoots under 40% from field	2-7	1-4	9-32	3-17
Opp. shoots 50% or better from field	1-4	0-2	4-13	2-7
Opp. shoots 40-49% from field	11-6	8-5	39-22	21-14
Opp. shoots under 40% from field	9-1	2-1	44-12	18-8
UM shoots 70% or better from the line	14-6	8-5	48-22	22-15
UM shoots less than 70% from the line	5-5	2-3	37-25	19-13
UM makes more 3-point FGs	15-7	6-5	41-20	22-16
UM makes fewer 3-point FGs	2-3	2-2	29-18	14-11
3-point FGs are even	3-1	2-1	7-2	5-2
Four or more Canes in double figures	7-2	4-2	40-8	18-7
Three Canes score in double figures	9-4	5-2	34-20	18-8
Two or less Canes score in double figures	4-5	1-4	12-19	5-14
UM outrebounds opponent	12-1	6-1	56-16	25-11
Opp. outrebounds UM	6-10	4-7	26-31	15-18
Tied in rebounds	2-0		4-0	1-0
UM records 10 or more steals	4-0	1-0	13-3	4-1
UM records 15 or more assists	9-1	4-1	27-1	14-1
UM commits less than 15 turnovers	17-11	8-8	75-40	36-25
UM commits 15 or more turnovers	1-0		9-2	3-4
UM commits less turnovers than opp.	13-5	7-4	51-19	23-10
UM commits more turnovers than opp.	5-4	2-3	29-18	15-13
Tied in turnovers	2-2	1-1	6-9	3-6
UM scores 59 points or less	1-6	1-4	8-25	5-16
UM scores between 60-69 points	7-2	4-1	25-13	13-5
UM scores between 70-79 points	6-2	1-2	35-8	15-7
UM scores between 80-89 points	5-1	3-1	13-1	5-1
UM scores between 90-99 points	1-0	1-0	5-0	3-0
UM scores 100 or more points			0-0	0-0
Playing during the afternoon	4-5	4-4	29-15	16-11
Playing in the evening (5 p.m. or later)	16-6	6-4	56-31	25-18
Games decided by three points or less	3-3	1-3	10-11	5-9
Games decided by four to 10 points	6-4	5-4	26-19	15-14
Games decided by 11-19 points	4-2	2-0	31-13	12-3
Games decided by more than 20 points	7-2	2-1	19-4	9-3

## UM SINCE THE ARRIVAL OF JIM LARRAÑAGA IN 2011

- 2013 ACC Regular Season Champions
- Ranked No. 2/2 - Miami's program high - Feb. 18, 2013
- No. 1 seed at 2013 ACC Tournament
- Won school record 29 games in 2013
- 14-game win streak (tied 1946-47 & 2001-02) from Jan. 2 - Feb. 19, 2013
- 13-0 start in 2013 conference play, topping school-best nine ACC victories, which was set in 2011-12
- Sophomore Shane Larkin selected No. 18 in the 2013 NBA Draft by Atlanta Hawks, then traded to Dallas Mavericks
- All six seniors from 2013-14 championship season earned academic degree from UM: Garrius Adams, Julian Gamble, Reggie Johnson, Kenny Kadji, Trey McKinney Jones, Durand Scott
- Defeated No. 1 Duke, 90-63, on Jan. 23, 2013 in Coral Gables
- Defeated Duke twice within 12 months, at both Cameron Indoor Stadium and the BankUnited Center
- First team to beat Duke and UNC by 20+ points in the same season since Maryland in '74-75 season
- First team to beat Duke and UNC by 25+ points since the start of ACC play in 1953
- Defeated three teams in The Triangle in the same season: UNC, Duke & NC State
- In 2012-13 defeated three teams in the Top 20 for the first time since joining the ACC - the last time was in 1999-00
- Five home sellouts of 7,972 fans vs. Duke, Florida State, North Carolina, Virginia and Clemson
- Ended Duke's 41-game home winning streak, the longest active streak in Division I
- Snapped Duke's 19-game ACC home game winning streak
- Miami's 90 points scored against Duke are the most points scored by an unranked opponent in a regulation win in Cameron Indoor Stadium since NC State's 96 points on Feb. 23, 1983.
- Dealt Duke its last two regular-season losses by 16-or-more points: 27 (90-63) on Jan. 23, 2013 at Miami, and 16 (90-74) on Jan. 13, 2015 at Duke
- Handed Duke the most lopsided loss (16 points) an unranked visitor has handed to a ranked Blue Devil team in the ACC era
- Miami is the only team in the country to beat Duke three times
- Miami is the only team in the country to play Duke multiple times and have a winning record
- Dealt Duke two of its five overall and three ACC losses by 16-plus points
- Scored 90 points against Duke twice
- Won at Cameron Indoor Stadium twice
- Defeated a pair of Top 8 teams in the same season, both on the road: No. 6/7 Florida and No. 4 Duke
- Won two true road games against ranked opponents for the first time since 1998-99: No. 6/7 Florida and No. 4 Duke
- First team to defeated Duke and Syracuse on the road in the same season since the 1983-84 season (UNC).

## AWARDS

- 2013 Coach of the Year - Jim Larrañaga
- 2013 Naismith Coach of the Year - Jim Larrañaga
- 2013 ACC Coach of the Year - Jim Larrañaga
- 2013 Henry Iba National Coach of the Year - Jim Larrañaga
- 2013 Adolph Rupp Cup Coach of the Year - Jim Larrañaga
- 2013 ACC Player of the Year (Coaches) - Shane Larkin
- 2013 ACC Defensive Player of the Year - Durand Scott
- Nine All-ACC selections: Shane Larkin 1st team, Kenny Kadji 2nd team & 3rd team, Scott H.M. (twice), Rion Brown 3rd team, Tonye Jekiri H.M., Sheldon McClellan H.M., Angel Rodriguez H.M.
- Four All-ACC Defensive Team players: Shane Larkin, Durand Scott, Julian Gamble, Tonye Jekiri
- 2012 ACC All-Rookie Team - Shane Larkin
- 2013 ACC All-Academic Team - Raphael Akpejori, 2014 ACC All-Academic Team - Davon Reed
- 2013 ACC Tournament MVP - Shane Larkin
- Four ACC All-Tournament team nods: Shane Larkin (1st), Durand Scott (1st), Julian Gamble (2nd), Trey McKinney Jones (2nd)
- Seven ACC Player of the Week awards: Reggie Johnson (2012), Durand Scott (2012 & 2013), Shane Larkin (2013), Angel Rodriguez (2014) and Sheldon McClellan (2014).
- One ACC Rookie of the Week: Shane Larkin (2012)
- NABC Honors Court: Raphael Akpejori
- ACC Academic Honor Roll: Raphael Akpejori, Justin Heller, Donnavan Kirk.

### COACH LARRAÑAGA'S MILESTONE VICTORIES

Victory	Date	Opponent	Score	School
50	02/10/88	Miami (Ohio)	65-59	Bowling Green
100	02/23/91	Kent State	84-57	Bowling Green
150	12/22/94	at Ohio State	59-50	Bowling Green
200	12/27/97	Northeastern	66-60	George Mason
250	12/20/00	Coastal Carolina	81-65	George Mason
300	12/02/03	East Carolina	76-65	George Mason
350	01/26/06	William & Mary	81-58	George Mason
400	02/27/08	William & Mary	68-59	George Mason
450	12/08/10	Loyola (Md.)	66-52	George Mason
500	01/05/12	at Georgia Tech	62-49	Miami
550	01/24/15	at Syracuse	66-62	Miami



# HEAD COACH JIM LARRAÑAGA

Fourth Season | Providence, 1971

Hometown: The Bronx, N.Y. | Head Coach: American International, 1977-79 | Bowling Green, 1986-97 | George Mason, 1997-2011 | Miami, 2011-present

## LARRAÑAGA'S CAREER

### Head Coach

2011-pres. Miami  
1997-2011 George Mason  
1986-97 Bowling Green  
1977-79 American International

### Assistant

1979-86 Virginia  
1971-76 Davidson

### Player / Coach

1977 Geronimo Basketball Club (Belgium)

## EDUCATION

Providence College, 1971, B.A. Economics  
Archbishop Malloy High School, 1967

## NCAA APPEARANCES

1999 - George Mason  
2001 - George Mason  
2006 - George Mason (Final Four)  
2008 - George Mason  
2011 - George Mason  
2013 - Miami (Sweet 16)

## NIT APPEARANCES

1990 - Bowling Green  
1991 - Bowling Green  
1997 - Bowling Green  
2002 - George Mason  
2004 - George Mason  
2009 - George Mason  
2012 - Miami

## PLAYING CAREER

Geronimo Basketball Club (Belgium) 1976-77  
Providence College, 1967-71  
Archbishop Molloy, 1963-67

## MISCELLANEOUS

AP, Naismith, Henry Iba Coach of the Year, 2013  
ACC Coach of the Year, 2013  
Clair Bee Coach of the Year, 2006  
CAA Coach of the Year, 2011, 1999

## PERSONAL

Born: Oct. 2, 1949 Hometown: The Bronx, N.Y.  
Wife: Liz Sons: Jay and Jon

Jim Larrañaga was named the 12th head coach of the University of Miami men's basketball program on April 22, 2011.

After leading UM to the 2013 NCAA Sweet 16, and winning the school's first ACC regular season and tournament championships, Larrañaga was honored as the, Naismith, USBWA Henry Iba and ACC Coach of the Year. The Bronx native helped Miami to a No. 2 national ranking by both the and USA TODAY, and a No. 2 seed in the NCAA tournament. He is the 10th coach in the last 10 years to lead two top-10 programs, as Miami was No. 2 on Feb. 18, 2013, and George Mason was No. 8 in the final Top 25 poll in 2006.

Larrañaga directed the Canes to a 27-point win over No. 1 Duke and three other 20+ point wins over ACC opponents that season, including North Carolina (+26), Florida State (+24) and Boston College (+22). UM's 29 overall and 15 ACC wins in 2012-13 were program-bests, as was the 14-game winning streak and 13-0 start in conference play. Other program firsts include defeating all three teams in the North Carolina Triangle in the same season, beating a trio of teams in the Top 20 since joining the ACC and hosting five home sellouts at the BankUnited Center.

Individually, Coach L saw Shane Larkin earn the ACC Player of the Year and Lute Olson National Player of the Year awards, as well as All-American status and finalist nods for the Bob Cousy, John Wooden and James Naismith player of the year honors before declaring early for the 2013 NBA Draft. Larkin was also the ACC Tournament MVP, on the All-ACC Defensive team and a defensive All-American. Durand Scott was the ACC Defensive Player of the Year, three players — Larkin, Scott and Kenny Kadji — were listed on all-conference teams and four were on the ACC All-Tournament Team — Larkin, Scott, Julian Gamble and Trey McKinney Jones. All six seniors on the Sweet 16 team earned academic degrees from the University of Miami and one player was listed on the All-ACC Academic Team.

Larrañaga came to Miami after serving as the head coach at George Mason for 14 seasons. He guided that program to five NCAA Tournament appearances (1999, 2001, 2006, 2008, 2011) - including an unprecedented run to the 2006 Final Four that captured the nation's attention, defeating Michigan State, North Carolina, Wichita State and UConn along the way. Following that run, he was selected the 2006 Clair Bee Coach of the Year. Larrañaga built the GMU Patriots' program into a perennial contender in the highly-regarded Colonial Athletic Association, winning more games (273) than any other coach in program and conference history en route to three conference titles

(1999, 2001, 2008). A two-time CAA Coach of the Year honoree, Larrañaga earned the accolade in 2011, leading the Patriots to a 27-7 overall record and 16-2 conference mark en route to the CAA regular-season title and their fifth NCAA Tournament appearance under his leadership. Seeded a program-best eighth in the NCAA Tournament, George Mason rallied from a double-digit deficit to defeat ninth-seeded Villanova, 61-57, before falling to overall No. 1 seed Ohio State in the third round. In 2006, Larrañaga became the first coach at a mid-major school to take his team to the Final Four in 27 years and earned an at-large berth for a CAA team for the first time in 20 years. Along the way, he led Miami to a school record in wins, the school's first national ranking, George Mason's first appearance in the Top 10 and the school's first wins over Top 10 teams.

With 29 years of head coaching experience, the native of The Bronx, N.Y., previously served as the head coach at Bowling Green for 11 seasons (1986-1997) and at Division II American International for two seasons (1977-79). His first coaching opportunity came at Davidson College, where he served as an assistant coach to Terry Holland. Davidson captured three Southern Conference regular-season championships and an NIT berth in his five years there, and he compiled a 47-12 record doubling as the freshman team coach. In 1976, he left Davidson and spent one season as player-coach for the Geronimo Basketball Club in Belgium. A 1971 graduate of Providence College with a degree in economics, Larrañaga was a four-year letterman for the Friars. As the team captain in his senior season, he led Providence to a 20-8 record and an NIT appearance. He graduated as the school's fifth all-time leading scorer with 1,258 points and was selected in the sixth round of the draft by the Detroit Pistons of the National Basketball Association. He was the team's top scorer as a sophomore and junior and was named New England's Division I Sophomore of the Year in 1969. He was inducted into the Providence College Hall of Fame in 1991.

Larrañaga, 65, and his wife, Liz, have two sons - Jay, who played for his father at Bowling Green and is an assistant coach with the Boston Celtics, and Jon, who was a member of his father's George Mason teams from 1999-2003 - and four grandchildren.

## LARRAÑAGA'S CAREER RECORDS

School	Years	Overall	Conference
American International	1977-1979	27-26	none
Bowling Green	1986-1997	170-144	101-85
George Mason	1997-2011	273-164	165-79
Miami	2011-pres.	86-47	41-29
<b>Overall</b>	<b>31</b>	<b>556-381</b>	<b>307-193</b>

## COACH JIM LARRAÑAGA AT A GLANCE

2013 Coach of the Year	2013 Naismith Coach of the Year
2006 Clair Bee Coach of the Year	2013 Henry Iba Coach of the Year
2013 ACC Coach of the Year	2013 Adolph Rupp Cup Coach of the Year
2013 NABC All-District II Coach	2013 USBWA District IV Coach of the Year
2001 & 1999 CAA Coach of the Year	Six NCAA tournament appearances
1999 CAA Coach of the Year	2013, 2011, 2008, 2006, 2001, 1999
1997 MAC Coach of the Year	Seven postseason NIT appearances
Eight 20-win seasons	2012, '09, '04, '02, '97, '91, '90

Coached Shane Larkin - ACC Player of the Year, ACC Tournament MVP, USBWA All-District, Sporting News All-American, finalist for Cousy, Naismith & Wooden awards, All-ACC First Team and All-ACC Defensive Team  
Coached Durand Scott - ACC Defensive Player of the Year, ACC Tournament First Team, All-ACC Third Team  
Coached George Evans, who was a three-time CAA Player of the Year, the CAA Rookie of the Year, a three-time CAA Defensive Player of the Year and on the CAA All-Defensive Team three times.

Nine All-Atlantic Coast Conference selections  
Four ACC All-Tournament team selections  
Three coaches and three media ACC All-Defensive Team selections \*not including 2015 Coaches  
28 All-Colonial Athletic Conference selections  
Three All-America players  
Nine CAA All-Defensive Team selections  
Eight CAA All-Rookie Team selections  
Three Dean Ehlers Award winners - given to the CAA player who best meets the criteria of academic achievement, leadership and community service.  
12 All-MAC Conference selections  
Coached Antonio Daniels - MAC Player of the Year and MAC Freshman of the Year  
Two MAC Freshman of the Year selections  
Four MAC All-Freshman Team selections

## LARRAÑAGA YEAR-BY-YEAR

Year	School	Overall W-L	Conference W-L	Finish	Post-Season
1977-78	American International	14-13			
1978-79	American International	13-13			
1986-87	Bowling Green	15-14	10-6	3	
1987-88	Bowling Green	12-16	7-9	t-5	
1988-89	Bowling Green	13-15	6-10	t-6	
1989-90	Bowling Green	18-11	9-7	t-3	NIT 0-1
1990-91	Bowling Green	17-13	9-7	t-4	NIT 0-1
1991-92	Bowling Green	14-15	8-8	5	
1992-93	Bowling Green	11-16	8-10	t-6	
1993-94	Bowling Green	18-10	12-6	t-2	
1994-95	Bowling Green	16-11	10-8	t-5	
1995-96	Bowling Green	14-13	9-9	t-6	
1996-97	Bowling Green	22-10	13-5	t-1	NIT 0-1
1997-98	George Mason	9-18	6-10	6	
1998-99	George Mason	19-11	13-3	1	NCAA 0-1
1999-00	George Mason	19-11	12-4	t-1	
2000-01	George Mason	18-12	11-5	3	NCAA 0-1
2001-02	George Mason	19-10	13-5	2	NIT 0-1
2002-03	George Mason	16-12	11-7	4	
2003-04	George Mason	23-10	12-6	3	NIT 2-1
2004-05	George Mason	16-13	10-8	6	
2005-06	George Mason	27-8	15-3	t-1	NCAA 4-1
2006-07	George Mason	18-15	9-9	5	
2007-08	George Mason	23-11	12-6	2	NCAA 0-1
2008-09	George Mason	22-11	13-5	2	NIT 0-1
2009-10	George Mason	17-15	12-6	4	CIT 0-1
2010-11	George Mason	27-7	16-2	1	NCAA 1-1
2011-12	Miami	20-13	9-7	t-4	NIT 1-1
2012-13	Miami	29-7	15-3	1	NCAA 2-1
2013-14	Miami	17-16	7-11	10	
2014-15	Miami	20-11	10-8	6	
<b>Overall</b>		<b>556-381</b>	<b>307-193</b>		<b>10-14</b>

## NON-CONFERENCE GAMES (10-3)

##	Player	gp-gs	min	avg	fg-fga	fg%	3fg-fga	3fg%	ft-fga	ft%	off	def	tot	avg	pf	dq	a	to	blk	stl	pts	avg
10	Sheldon McClellan	13-13	416	32.0	77-140	.550	18-44	.409	32-41	.780	15	56	71	5.5	26	0	29	21	0	12	204	15.7
13	Angel Rodriguez	13-13	398	30.6	52-144	.361	29-74	.392	44-59	.746	6	33	39	3.0	28	1	54	34	7	30	177	13.6
20	Manu Lecomte	13-13	363	27.9	47-97	.485	26-59	.441	13-15	.867	7	16	23	1.8	22	0	25	16	0	7	133	10.2
01	Deandre Burnett	9-0	172	19.1	28-77	.364	13-42	.310	15-22	.682	8	25	33	3.7	6	0	5	7	2	6	84	9.3
23	Tonye Jekiri	13-13	371	28.5	37-72	.514	0-0	.000	22-29	.759	35	86	121	9.3	41	2	25	20	23	5	96	7.4
22	Omar Sherman	13-1	223	17.2	29-65	.446	9-29	.310	8-11	.727	12	32	44	3.4	22	0	6	4	8	2	75	5.8
12	James Palmer	13-0	220	16.9	23-51	.451	11-28	.393	1-5	.200	5	12	17	1.3	11	0	13	16	5	3	58	4.5
00	Ja'Quan Newton	13-0	159	12.2	12-27	.444	0-1	.000	21-31	.677	2	8	10	0.8	11	0	15	10	1	5	45	3.5
05	Davon Reed	5-0	68	13.6	3-11	.273	1-6	.167	5-5	1.000	4	8	12	2.4	9	0	7	4	1	3	12	2.4
02	Joe Thomas	13-12	202	15.5	9-18	.500	0-0	.000	3-12	.250	16	24	40	3.1	12	0	6	5	3	5	21	1.6
11	Mike Fernandez	2-0	4	2.0	1-1	1.000	0-0	.000	0-0	.000	0	0	0	0.0	0	0	0	0	0	0	2	1.0
35	Chris Stowell	2-0	4	2.0	0-1	.000	0-0	.000	0-0	.000	0	0	0	0.0	1	0	1	0	0	0	0	0.0
Team											21	29	50					4				
Total.....		13	2600		318-704	.452	107-283	.378	164-230	.713	131	329	460	35.4	189	3	186	141	50	78	907	69.8
Opponents.....		13	2600		301-751	.401	76-244	.311	98-162	.605	158	299	457	35.2	227	4	146	157	40	72	776	59.7

## NEUTRAL SITE GAMES (3-1)

##	Player	gp-gs	min	avg	fg-fga	fg%	3fg-fga	3fg%	ft-fga	ft%	off	def	tot	avg	pf	dq	a	to	blk	stl	pts	avg
13	Angel Rodriguez	4-4	128	32.0	21-49	.429	8-21	.381	12-14	.857	3	12	15	3.8	11	0	22	10	5	11	62	15.5
10	Sheldon McClellan	4-4	133	33.2	24-48	.500	4-16	.250	6-7	.857	6	17	23	5.8	8	0	10	9	0	7	58	14.5
20	Manu Lecomte	4-4	117	29.3	17-33	.515	8-22	.364	0-0	.000	2	2	4	1.0	3	0	9	2	0	1	42	10.5
23	Tonye Jekiri	4-4	134	33.5	15-31	.484	0-0	.000	9-9	1.000	15	31	46	11.5	11	0	7	7	8	1	39	9.8
22	Omar Sherman	4-1	79	19.8	13-28	.464	4-14	.286	1-3	.333	5	10	15	3.8	4	0	1	0	1	0	31	7.8
12	James Palmer	4-0	66	16.5	10-15	.667	6-9	.667	0-0	.000	2	3	5	1.3	4	0	3	5	1	1	26	6.5
00	Ja'Quan Newton	4-0	61	15.3	5-13	.385	0-0	.000	7-12	.583	1	3	4	1.0	1	0	8	7	0	4	17	4.3
01	Deandre Burnett	1-0	18	18.0	1-4	.250	0-2	.000	1-4	.250	2	3	5	5.0	1	0	0	1	0	0	3	3.0
02	Joe Thomas	4-3	54	13.5	3-6	.500	0-0	.000	0-2	.000	3	7	10	2.5	5	0	3	0	0	1	6	1.5
05	Davon Reed	1-0	10	10.0	0-3	.000	0-3	.000	0-0	.000	0	2	2	2.0	3	0	2	0	1	0	0	0.0
Team											6	5	11									
Total.....		4	800		109-230	.474	30-87	.345	36-51	.706	45	95	140	35.0	51	0	65	41	16	26	284	71.0
Opponents.....		4	800		89-219	.406	23-65	.354	30-45	.667	42	85	127	31.8	55	0	46	51	18	19	231	57.8

## MIAMI VS. RANKED TEAMS UNDER COACH L

[ ] Miami rank ( ) Opponent rank AP/USA TODAY

## 2011-12

12/06/11	Memphis (21/20)	L	71-54
01/07/12	at Virginia * (21/23)	L	52-51
01/10/12	at North Carolina * (3/3)	L	73-56
02/05/12	[RV/-] at Duke * (7/5)	W (OT)	78-74
02/11/12	at Florida State * (15/17)	L	64-59
02/15/12	North Carolina * (8/7)	L	73-64
02/26/12	Florida State * (15/16)	W	78-62
03/09/12	vs. Florida State (17/17)	L	82-71

## 2012-13

11/28/12	Michigan State (13/14)	W	67-59
12/23/12	vs. Arizona (4/5)	L	69-50
1/23/13	[25/RV] Duke * (1/1)	W	90-63
2/2/13	[14/15] at NC State * (19/19)	W	79-78
3/2/13	[5/7] at Duke * (3/3)	L	79-76
3/28/13	[5/4] vs. Marquette (15/16)	L	71-61

## 2013-14

01/04/14	at Syracuse * (2/2)	L	49-44
01/22/14	Duke * (18/18)	L	67-46
01/25/14	Syracuse * (2/2)	L	49-44
02/05/14	Pittsburgh * (25/22)	L (OT)	59-55
2/26/14	at Virginia * (12/11)	L	65-40

## 2014-15

11/17/14	[RV] at Florida (8/7)	W	69-67
12/2/14	[15] Illinois ! (24/25)	W	70-61
1/3/15	Virginia * (3/3)	L (2OT)	80-89
1/13/15	at Duke * (4/4)	W	90-74
1/17/15	at Notre Dame * (12/12)	L	70-75
2/3/15	Louisville * (9/8)	L	55-63
2/21/15	at Louisville (12/12)	L	53-55
2/28/15	North Carolina (15/18)	L	64-73

## OVERTIME GAMES (37-44)

Date	Opponent	W/L	Score	2/11/91	Memphis State	L (OT)	82-83	Coach L arrives
12/29/48	Princeton	L (2OT)	55-62	3/4/92	Seton Hall	L (OT)	82-90	2/5/11 vs. Virginia W (OT) 70-68
1/12/51	Tampa	L (OT)	75-77	2/25/95	at Boston College	W (OT)	77-71	3/10/11 vs. Virginia W (OT) 69-62
2/6/51	La Salle	W (OT)	77-75	2/28/95	Pittsburgh	W (OT)	76-68	11/25/11 at Ole Miss L (OT) 61-64
2/13/54	at Fla Southern	W (2OT)	77-70	12/23/95	Clemson	L (OT)	52-66	12/17/11 vs. FAU W (2OT) 93-90
12/30/58	Miami (Ohio)	L (OT)	87-89	2/20/96	at St. John's	W (2OT)	96-91	2/1/12 Maryland W (2OT) 90-86
1/2/60	South Carolina	W (OT)	107-106	1/18/97	Georgetown	W (OT)	68-65	2/5/12 at Duke W (OT) 78-74
1/13/60	at Jacksonville	W (OT)	78-70	3/5/97	vs. St. John's	W (OT)	76-68	12/25/12 vs. Indiana State L (OT) 55-57
1/4/61	Miami (Ohio)	W (2OT)	102-100	1/20/99	Connecticut	L (OT)	68-70	11/08/13 St. Francis NY L (OT) 62-66
1/13/61	at Jacksonville	W (OT)	93-84	3/5/00	St. John's	W (OT)	74-70	11/11/13 Georgia Southern W (OT) 81-80
1/6/62	Oklahoma City	L (OT)	113-118	1/15/02	Pittsburgh	W (OT)	76-69	11/28/13 vs. George Washington L (OT) 63-71
11/30/62	Florida	W (OT)	91-87	1/19/02	Providence	W (2OT)	102-96	12/08/13 Virginia Tech L (OT) 60-61
1/12/62	at Florida State	L (OT)	74-77	3/7/02	vs. Georgetown	W (OT)	84-76	02/05/14 Pittsburgh L (OT) 55-59
12/14/63	at Nevada	W (OT)	81-78	12/3/02	at Florida Atlantic	L (OT)	73-74	1/3/15 Virginia L (2OT) 80-89
12/28/63	vs. Syracuse	L (OT)	85-86	12/21/02	vs. Florida	L (2OT)	93-94	2/15/15 at Boston College W (2OT) 89-86
2/15/64	at Loyola (N.O.)	W (OT)	97-90	1/4/03	North Carolina	W (OT)	64-61	
12/28/65	Louisville	L (OT)	84-85	1/11/03	at Connecticut	L (OT)	80-83	
2/1/69	Morehead State	W (OT)	92-91	2/8/03	Villanova	L (OT)	67-72	
3/1/69	Florida State	L (OT)	86-89	1/10/04	Pittsburgh	L (2OT)	80-84	
2/13/70	at Pepperdine	L (OT)	90-93	1/31/04	Georgetown	L (OT)	80-87	
2/19/71	vs. Oklahoma City	L (OT)	91-94	2/4/04	at Rutgers	L (OT)	70-72	
1/29/71	at Fla Southern	L (OT)	95-96	2/11/04	Boston College	L (OT)	72-74	
1/18/86	Arizona	L (OT)	74-81	11/27/04	vs. Xavier	L (OT)	70-83	
12/29/86	vs. Yale	W (OT)	78-75	2/6/05	Maryland	W (OT)	75-73	
1/24/87	Marquette	W (OT)	91-89	1/29/06	at Florida State	W (OT)	84-78	
1/31/87	at San Diego St	W (OT)	83-82	2/8/06	NC State	L (2OT)	77-86	
2/1/88	vs. Marist	W (OT)	79-76	2/28/07	at Clemson	L (OT)	70-74	
2/4/88	Monmouth	L (OT)	62-64	3/3/07	Florida State	L (OT)	90-98	
1/3/89	at Rutgers	W (OT)	99-94	3/9/07	vs. Boston College	L (OT)	71-74	
2/6/89	South Florida	W (2OT)	106-104	1/19/08	at NC State	L (OT)	77-79	
1/1/90	at George Mason	W (OT)	101-91	3/8/08	at Florida State	L (OT)	72-75	
1/18/90	Florida State	W (2OT)	101-97	1/25/09	Virginia Tech	L (OT)	83-88	
12/19/90	at SMU	L (2OT)	88-93	1/27/09	at NC State	L (OT)	81-84	
12/27/90	vs. Miami (Ohio)	L (2OT)	99-101	2/7/09	at Duke	L (OT)	75-78	



## MIAMI RECORDS IN ACC TOURNAMENT

## POINTS SCORED

32 Durand Scott vs. NC State, 3/16/13

## FIELD GOALS MADE

12 Durand Scott vs. NC State, 3/16/13

## FIELD GOAL ATTEMPTS

19 Guillermo Diaz vs. Duke, 2006

## FIELD GOAL PERCENTAGE

(Min. 5 Made)

1.000 (6-6) Reggie Johnson vs. Wake Forest, 2010

## 3-POINT FIELD GOALS MADE

6 Trey McKinney Jones vs. UNC, 3/17/13

## 3-POINT FIELD GOALS ATTEMPTED

11 Adrian Thomas vs. North Carolina, 2011

11 Malcolm Grant vs. Virginia, 2011

11 Jack McClinton vs. Virginia Tech, 2008

## 3-POINT FIELD GOAL PERCENTAGE

(Min. 4 Made)

.667 (6-9) Trey McKinney Jones vs. UNC, 3/17/13

## FREE-THROWS MADE

10 Anthony King vs. Duke, 2006

10 Guillermo Diaz vs. Virginia, 2005

## FREE-THROWS ATTEMPTED

12 Anthony King vs. Duke, 2006

12 Guillermo Diaz vs. Virginia, 2005

## FREE-THROW PERCENTAGE

1.000 (8-8) Shane Larkin vs. UNC, 3/17/13

1.000 (8-8) James Dews vs. NC State, 2008

## REBOUNDS

14 Anthony King vs. Virginia, 2005

## ASSISTS

7 Shane Larkin vs. UNC, 3/17/13

7 Malcolm Grant vs. Virginia, 2011

7 Lance Hurdle vs. Virginia Tech, 2009

## STEALS

5 Jack McClinton v. NC State, 2008

## BLOCKED SHOTS

5 Jimmy Graham vs. Maryland, 2007

## OPPONENT RECORDS IN ACC TOURNAMENT

## POINTS SCORED

32 Tyrese Rice (Boston College), 2007

32 J.R. Reynolds (Virginia), 2005

## FIELD GOALS MADE

10 J.R. Reynolds (Virginia), 2005

## FIELD GOAL ATTEMPTS

17 P.J. Hairston (UNC), 3/17/13

17 J.J. Redick (Duke), 2006

## FIELD GOAL PERCENTAGE

.750 (6-8) T.J. Warren (UNC), 3/16/13

## 3-POINT FIELD GOALS MADE

6 P.J. Hairston (UNC), 3/17/13

6 Scott Wood (NC State) 3/16/13

6 Tyrese Rice (Boston College), 2007

## 3-POINT FIELD GOALS ATTEMPTED

13 P.J. Hairston (UNC), 3/17/13

## 3-POINT FIELD GOAL PERCENTAGE

.714 (5-7) J.R. Reynolds (Virginia), 2005

## FREE-THROWS MADE

14 Malcolm Delaney (Virginia Tech), 2009

## FREE-THROWS ATTEMPTED

15 Malcolm Delaney (Virginia Tech), 2009

15 J.J. Hickson (NC State), 2008

## FREE-THROW PERCENTAGE

1.000 (8-8) Luke Loucks (Florida State), 2012

## REBOUNDS

14 J.J. Hickson (NC State), 2008

14 Akin Akingbala (Clemson), 2006

## ASSISTS

10 Kendall Marshall (North Carolina), 2011

## STEALS

4 Lorenzo Brown (NC State), 3/16/13

4 Joe Harris (Virginia), 2011

4 Malcolm Delaney (Virginia Tech), 2010

## BLOCKED SHOTS

5 Daniel Miller (Georgia Tech), 2012

5 John Henson (North Carolina), 2011

5 Shelden Williams (Duke), 2006

## TEAM RECORDS IN ACC TOURNAMENT

## POINTS SCORED

UM 87 vs. North Carolina 3/17/13

Opp. 82 Florida State 3/09/12

## FIELD GOALS MADE

UM 30 vs. North Carolina 3/17/13

Opp 30 vs. Wake Forest 3/11/10

Opp 27 North Carolina 3/17/13

## FIELD GOAL ATTEMPTS

UM 64 vs. Florida State 3/09/12

Opp 64 vs. Virginia 3/10/11

Opp 64 vs. Virginia 3/10/05

Opp 68 Clemson 3/09/06

## FIELD GOAL PERCENTAGE

UM .527 (29-55) vs. Boston College 3/09/07

Opp .500 (25-50) NC State 3/16/13

Opp .500 (21-42) Virginia Tech 3/12/09

## 3-POINT FIELD GOALS MADE

UM 12 vs. North Carolina 3/17/13

Opp 13 North Carolina 3/17/13

## 3-POINT FIELD GOALS ATTEMPTED

UM 29 vs. Virginia 3/10/11

Opp 32 Duke 3/10/06

## 3-POINT FIELD GOAL PERCENTAGE

UM .545 (12-22) vs. North Carolina 3/17/13

Opp .563 (9-16) Florida State 3/09/12

## FREE-THROWS MADE

UM 26 vs. NC State 3/13/08

Opp 25 Florida State 3/09/12

## FREE-THROWS ATTEMPTED

UM 30 vs. NC State 3/16/13

Opp 30 vs. NC State 3/13/08

Opp 32 Florida State 3/09/12

## FREE-THROW PERCENTAGE

UM 1.000 (6-6) vs. Boston College 3/09/07

Opp .867 (26-30) vs. NC State 3/13/08

Opp .909 (10-11) North Carolina 3/17/13

## REBOUNDS

UM 47 vs. Virginia 3/10/05

Opp 51 Virginia Tech 3/14/08

## ASSISTS

UM 14 vs. Wake Forest 3/11/10

Opp 14 vs. Duke 3/10/06

Opp 17 NC State 3/13/14

Opp 17 North Carolina 3/11/11

Opp 17 North Carolina 3/17/13

## STEALS

UM 12 vs. North Carolina 3/11/11

Opp 13 Virginia Tech 3/12/10

## BLOCKED SHOTS

UM 7 vs. Maryland 3/08/07

Opp 8 Florida State 3/09/12

## 2013 ACC TOURNAMENT CHAMPIONS

## First Round, Thursday, March 14

#8 Boston College 84, #9 Georgia Tech 64

#5 NC State 80, #12 Virginia Tech 63

#7 Maryland 75, #10 Wake Forest 62

#6 Florida State 73, #11 Clemson 69

## Quarterfinals, Friday, March 15

#1 Miami 69, #8 Boston College 58

#5 NC State 75, #4 Virginia 56

#7 Maryland 83, #2 Duke 74

#3 North Carolina 83, #6 Florida State 62

## Semifinals, Saturday, March 16

#1 Miami 81, #5 NC State 71

#3 North Carolina 79, #7 Maryland 76

## Finals, Sunday, March 17

#1 Miami 87, #3 North Carolina 77

## RECAPING THE 2013 ACC TOURNAMENT AND CHAMPIONSHIP GAME

## ACC ALL-TOURNAMENT TEAMS AND MVP

Shane Larkin was named the ACC Tournament MVP while Durand Scott was listed on the first team and Trey McKinney Jones and Julian Gamble were on the second team.

Larkin averaged 23.7 points, 5.0 rebounds, 5.0 assists and 2.3 steals while shooting 51.1 percent from the field, 45.0 percent from distance and 88.9 percent at the line. Scott averaged 15.7 points, 2.7 rebounds, 2.0 assists. Gamble posted 8.3 ppg, 5.0 rpg and 1.7 bpg while McKinney Jones put up 11.7 ppg, hitting eight shots from distance.

## CHAMPIONSHIP VS. NORTH CAROLINA - GAME RECAP

Miami claimed its first conference tournament championship in school history ... Miami became the first school since 1974 to win the ACC outright regular-season and tournament titles in the same season. Miami is also the first ACC school outside of the state of North Carolina to do so ... Shane Larkin was named the ACC All-Tournament MVP ... Larkin and Durand Scott were named to the ACC All-Tournament first team, while Julian Gamble and Trey McKinney Jones were named to the second team ... The Hurricanes improve to 5-18 against North Carolina in the all-time series, which dates back to the 1949-50 season. The Canes have defeated UNC three times this season after losing 10 straight games to the Tar Heels ... The Hurricanes shot 54.4 percent from 3-point range and

connected on 12-of-22 3-point attempts, breaking their previous ACC Tournament mark of 10 (recorded against Florida State on March 9, 2012) ... Miami shot 75 percent from the free throw line and has now posted back-to-back games shooting over 70 percent from the free throw line ... Shane Larkin scored a career-high 28 points, surpassing his previous mark of 27 against Jacksonville on Nov. 16, 2012 ... Larkin now has three straight 20-point performances. He has reached double figures in nine consecutive games, and has scored in double figures in all five games played in the tournament (12, 16, 20, 23, 28) ... Trey McKinney Jones recorded a career-high 20 points, as well as connecting on a career-high six 3-pointers. His previous career high was 18 points (and five 3-pointers) against Michigan State on Nov. 28, 2012 ... Rion Brown who finished the game with 12 points and recorded his highest point total since scoring 10 points vs. Virginia on Feb. 19. Brown has scored in double digits five times this year, including two straight games against BC on Feb. 5 and UNC on Feb. 9 ... Brown, who shot 60 percent from the field for the game, has shot better than 43 percent from the field eight times, including 81.8 percent (9-11) at Georgia Tech ... Four Hurricanes finished the game with double digit scoring, Shane Larkin (28), Trey McKinney Jones (20), Rion Brown (12) and Julian Gamble (11).

UNIVERSITY OF MIAMI		GAME 32   ACC TOURNAMENT - Page 13	
<b>MIAMI HIGHS</b> Points 90, at Duke, 1/13 Points/Half 56 (2nd), at Duke, 1/13 Field Goals Made 32, vs. Akron, 11/21 Field Goal Att. 68, vs. Virginia, 1/3 Field Goal Pct. 59.3, vs. Akron, 11/21 3-Point FG Made 15, at Virginia Tech, 3/7 3-Point FG Att. 30, vs. Illinois, 12/2 Free Throws Made 31, vs. Florida State, 2/25 Free Throw Att. 38, vs. Florida State, 2/25 Rebounds 44, vs. Illinois, 12/2 Assists 21 (2x) last vs. Virginia Tech, 2/18 Steals 12 (3x) last at Duke, 1/13 Blocks 8, vs. South Alabama, 11/28 Turnovers 14, vs. Eastern Kentucky, 12/19 Bench Points 34, vs. South Alabama, 11/28 Victory Margin 35, vs. Howard, 11/14		<b>OPPONENT HIGHS</b> Points 89, Virginia, 1/3 Points/Half 54 (2nd), South Alabama, 11/28 Field Goals Made 32, South Alabama, 11/28 Field Goal Att. 79, South Alabama, 11/28 Field Goal Pct. 56.8, Georgia Tech, 1/28 3-Point FG Made 14, Eastern Kentucky, 12/19 3-Point FG Att. 30, Illinois, 12/2 Free Throws Made 27, Virginia, 1/3 Free Throw Att. 39, Virginia, 1/3 Rebounds 46, Green Bay, 12/6 Assists 19 (2x) last Boston College, 2/16 Steals 10, Howard, 11/14 Blocks 8, at Louisville, 2/21 Turnovers 19 (2x) last Savannah State, 12/8 Bench Points 36, Virginia Tech, 3/7 Victory Margin 28, Eastern Kentucky, 12/19	
<b>MIAMI INDIVIDUAL HIGHS</b> Points 31, Sheldon McClellan, at Charlotte, 11/25 Field Goals Made 11, Sheldon McClellan, at Charlotte, 11/25 Field Goal Attempts 22, Angel Rodriguez, vs. Virginia, 1/3 3-Point FG Made 5 (5x) last James Palmer and Manu Lecomte at VI, 3/7 3-Point FG Attempts 10 (2x) last Deandre Burnett, vs. Illinois, 12/2 Free Throws Made 10 (2x) last Manu Lecomte, at Duke, 1/13 Free Throw Attempts 12 (2x), last Angel Rodriguez, vs. Florida State, 2/25 Rebounds 17, Tonye Jekiri, vs. Clemson, 2/8 Assists 9, Angel Rodriguez, vs. Akron, 11/21 Blocks 5 (2x), Tonye Jekiri, last vs. Clemson, 2/8		<b>OPPONENT INDIVIDUAL HIGHS</b> Points 35, Xavier Rathan-Mayes, vs. Florida State, 2/25 Field Goals Made 13, Olivier Hanlan, at Boston College, 2/16 Field Goal Attempts 26, Olivier Hanlan, at Boston College, 2/16 3-Point FG Made 6 (2x), last Xavier Rathan-Mayes, vs. Florida State, 2/25 3-Point FG Attempts 12, Olivier Hanlan, at Boston College, 2/16 Free Throws Made 11, London Perrantes, Virginia, 1/3 Free Throw Attempts 12, London Perrantes, Virginia, 1/3 Rebounds 15, Jahlil Okafor, at Duke, 1/13 Assists 13, Kris Dunn, Providence, 12/22 Blocks 5, Carson Desrosiers, Providence, 12/22	

THE LAST TIME ...	
<b>Player Scored 30 Points</b> Miami Sheldon McClellan (31), at Charlotte, 11/25/14 Opponent Xavier Rathan-Mayes (35) Florida State, 2/25/15	<b>Player Had a Double-Double</b> Miami Tonye Jekiri (10 pts, 11 rebs), at Pittsburgh, 3/4/15 Opponent Montrezl Harrell (21 pts, 14 rebs), Louisville, 2/21/15
<b>Player Scored 35 Points</b> Miami Jack McClinton (35) vs. North Carolina, 3/15/09 Opponent Xavier Rathan-Mayes (35) Florida State, 2/25/15	<b>Player Had a Triple-Double</b> Miami Anthony King (11 pts, 10 reb, 13 blks) vs. Florida Atlantic, 11/29/04 Opponent Brendan Haywood (18 pts, 14 reb, 10 blks), North Carolina, 12/4/00
<b>Player Scored 40 Points</b> Miami Darius Rice (43) vs. Connecticut, 1/20/03 Opponent Sean Singletary (41), Virginia, 3/1/08	<b>Two Players Had Double-Doubles</b> Miami Reggie Johnson (22 pts, 11 rebs) & Kenny Kadji (12 pts, 12 rebs), vs. Stetson, 11/9/12 Opponent Brice Johnson (22 pts, 11 rebs) & J.P. Tokoto (10 pts, 10 rebs), North Carolina, 2/28/15
<b>Two Players Scored 20 Points</b> Miami Angel Rodriguez (24), Manu Lecomte (23), at Duke, 1/13/15 Opponent T.J. Warren (24), Ralston Turner (22), NC State, 3/13/14	<b>Team Scored 100 Points</b> Miami 108 vs. Nova Southeastern, 11/16/09 Opponent 105, North Carolina, 1/31/07
<b>Three Players Scored 20 Points</b> Miami Dwayne Collins (23), Brian Asbury (21), Jack McClinton (20) vs. Virginia Tech, 1/25/09 Opponent Travis Mays (40), Alvin Heggis (22), Lance Blanks (21), Texas, 2/22/89	<b>Team Scored 50 Points in a Half</b> Miami 52, (2nd half) vs. Florida State, 2/25/15 Opponent 52, (2nd half) Florida State, 2/25/15
<b>Five Players Scored in Double Figures</b> Miami Sheldon McClellan (24), Davon Reed (19), Deandre Burnett (13) Tonye Jekiri (12), Manu Lecomte (10) at Boston College, 2/16/15 Opponent Olivier Hanlan (32), Patrick Heckman (13), Aaron Brown (10) Dennis Clifford (10), Will Magarity (10) at Boston College, 2/16/15	<b>Team Shot 50 Percent in Both Halves</b> Miami .583 (14-24) / .600 (18-30) vs. Akron, 11/21/14 Opponent .563 (9-16) / .520 (13-25) at Florida State, 2/1/15
<b>Six Players Scored in Double Figures</b> Miami James Kelly (17), Donnavan Kirk (15), Rion Brown (13), Manu Lecomte (12), Davon Reed (11), Garrius Adams (10) vs. Texas Southern, 11/14/13	<b>Team Shot 60 Percent in a Half</b> Miami .667 (18-27), second half, at Duke, 1/13/15 Opponent .682 (15-22), first half, vs. Louisville, 2/3/15
<b>Player Grabbed 15 Rebounds</b> Miami Tonye Jekiri (15) at Louisville, 2/21/15 Opponent Jahlil Okafor (15), at Duke, 1/13/15	<b>Team Shot 70 Percent in a Half</b> Miami .739 (17-23), first half, at Florida State, 2/13/13
<b>Two Players Grabbed 10 Rebounds</b> Miami Tonye Jekiri (10), Sheldon McClellan (10), vs. NC State, 1/22/15 Opponent Brice Johnson (11) & J.P. Tokoto (10), North Carolina, 3/2/15	<b>Team Shot 60 Percent in a Game</b> Miami .638 (30-47), at Florida State, 2/13/13 Opponent .622 (23-37), Clemson, 12/21/08
<b>Three Players Grabbed 10 Rebounds</b> Miami Mark Richardson (11), Eric Brown (10), Joe Wylie (10) vs. FIU, 3/6/89 Opponent Matt Harpring (12), Dion Glover (10), Michael Maddox (10), Georgia Tech, 12/2/7/97	<b>Team Shot Less Than 30 Percent in a Game</b> Miami .293 (12-41), vs. Eastern Kentucky, 12/19/14 Opponent .296 (16-54), Charleston, 12/30/14
<b>Player Had 10 Assists</b> Miami Durand Scott (10) vs. North Carolina Central, 11/14/09 Opponent Kris Dunn (13), Providence, 12/22/14	
<b>Player Had 10 Blocks</b> Miami Anthony King (10) vs. Florida Atlantic, 11/29/04 Opponent Jarvis Varnado (10), Mississippi State, 12/13/07	

THE LAST TIME A MIAMI FRESHMAN ...	
Scored 26+ Points:	Durand Scott, 29, vs. North Carolina, 3/02/10
Scored 20-25 Points:	Deandre Burnett, 21, vs. Green Bay, 12/6/14
Perfect from Field (5+ att):	Reggie Johnson (RS), 8-of-8, vs. Wake Forest, 3/11/10
Perfect from 3-Point Line:	James Palmer, 5-of-5, at Virginia Tech, 3/7/15
10+ Rebounds:	Reggie Johnson (RS), 12, vs. Virginia Tech, 03/12/10
10+ Assists:	Durand Scott, 10, vs. North Carolina Central, 11/14/09
5-9 Assists:	Ja'Quan Newton, 5, at Notre Dame, 1/17/15
5+ Steals:	Shane Larkin, 6, vs. North Carolina, 01/10/12
4+ Blocks:	Raphael Akpejiori, 4, McNeese State, 11/24/10
Double-Double:	Julian Gamble (RS), 13 points, 13 rebounds, North Florida, 12/31/08

## RECAPPING MIAMI AT DUKE, JAN. 13, 2015

\* With Miami's 16-point win at Cameron on Jan. 13, UM ended Duke's 41-game home winning streak, the longest active streak in Division I. The last team to defeat Duke at home was North Carolina on March 3, 2012, with an 18-point victory.

\* Miami also snapped Duke's 19-game ACC home game winning streak.

\* According to the Associated Press, Duke's loss to unranked Miami marked just the seventh home loss the Blue Devils have sustained in the last 242 games against unranked teams.

\* Miami's 90 points scored against Duke are the most points scored by an unranked opponent in a regulation win in Cameron Indoor Stadium since NC State's 96 points on Feb. 23, 1983.

\* Miami has dealt Duke its last two regular-season losses by 16-or-more points: 27 (90-63) on Jan. 23, 2013 at Miami, and 16 (90-74) on Jan. 13, 2015 at Duke.

\* In a span of six days, Miami's men's and women's basketball teams both beat teams ranked No. 4 in the country with the men defeating Duke by 16 points, and the women taking down Notre Dame by 15 points. Miami and North Carolina are the only schools in the country with wins over top five teams in men's and women's basketball this season. Miami is the only one with wins over a top four team in both.

## With back-to-back wins over Duke by NC State and Miami ...

\* Duke was beaten in back-to-back regular season games for the first time since 2009 (Feb. 11, 101-87 to UNC; Feb. 15, 80-74 to Boston College).

\* Duke was defeated in back-to-back games by 12+ for the first time since 1995-96 (March 8, 82-69 to Maryland; March 14, 75-40 to Eastern Michigan).

\* Coach K lost consecutive conference games by 12+ for the first time since 1982-83. That same season, Duke lost its last two games by 12+ points, including a 43-point loss in the ACC Tournament to No. 2 Virginia, where Coach Jim Larrañaga was an assistant coach.

## Miami's 16-point win over Duke ...

\* is the most lopsided loss an unranked visitor has handed to a ranked Duke team in the ACC era.

\* is the third time in the past 25 years Duke has lost a home game by more than 16 points. The other two were 88-70 vs. UNC on March 3, 2012 and 77-60 vs. NC State on Jan. 18, 1995.

\* is the Blue Devils' worst defeat since the 18-point loss to Louisville on March 31, 2013 in the NCAA Tournament.

\* is the fifth-largest home margin of defeat of Coach K's Duke career. In 526 home games, his worst home losses are: 24 to D. Smith ('83), 20 to D. Smith ('89), 18 to R. Williams ('12), 17 to Valvano ('83), 16 to Larrañaga ('15).

## Since Coach L's arrival at Miami in 2011-12 ...

\* Miami is the only team in the country to beat Duke three times.

\* Miami is the only team in the country to play Duke multiple times and have a winning record.

\* Duke has five losses by 16-plus - two of them are to Miami.

\* Duke is 1-4 when allowing its opponent to score 90 points. Miami has two of those victories: 27 (90-63) on Jan. 23, 2013 at Miami, and 16 (90-74) on Jan. 13, 2015 at Duke. Syracuse and Kansas also won by scoring 90 points, both in 2013-14.

\* In Miami's eight wins over ranked teams, the Canes have outscored their opponents by 10.4 points per game (621-538).

\* Miami is the only ACC school with three wins over Duke and one of five ACC schools with multiple wins over the Blue Devils.

\* Miami is the only ACC school with a winning record over Duke after playing multiple games. (ND is 1-0).

## Since 2009-10 (Duke's last national championship year) ...

\* Miami is the only team to win at Cameron Indoor Stadium twice.

\* Duke has lost four home games - half of them are to Miami.

\* Duke has three ACC losses by 16-plus points - two of them are to Miami.

## With wins over No. 6/7 Florida and No. 4 Duke ...

\* Miami has defeated a pair of Top 8 teams in the same season, both on the road.

\* Miami has won two true road games against ranked opponents for the first time since 1998-99, when the Canes downed No. 9/10 St. John's 73-70, No. 18/17 Syracuse 76-63 and No. 2 Connecticut 73-71, all on their home courts.

## Team Notes

\* Miami's win over Duke marked its second win on the road over a Top 10 opponent. Earlier this season, Miami defeated then No. 8/7 Florida.

\* The Hurricanes' win over No. 4 Duke is the highest ranked opponent Miami has defeated on the road since its 73-71 win over No. 2 Connecticut.

\* Since the arrival of Jim Larrañaga at Miami, the Hurricanes have posted a 3-2 mark against Duke, earning three of UM's five all-time wins against the Blue Devils.

\* Miami has outscored Duke 380-357 in those five games. The Canes have made 46.1 percent (135-293) of their shots while the Blue Devils have hit only 40.4 percent (127-314). From distance, Miami is 34-93 (36.6%) and Duke is 38-123 (30.9%). The Canes have out-rebounded Duke 196-194 and scored more points in the paint (164-152).

5 games	Points	FG%	3FG%	Reb	Points in Paint
Miami	380	46.1 (135-293)	36.6 (34-93)	196	164
Duke	357	40.4 (127-314)	30.9 (38-123)	194	152

\* In the three games played at Cameron Indoor Stadium, Miami has outscored Duke 244-227. Unranked Miami defeated the No. 7/5 Blue Devils 78-74 in overtime in 2012, fell 79-76 to No. 3/3 Duke in 2013, when Miami was ranked No. 6/7, and defeated No. 4 Duke 90-74 in 2015. In those three games, there were 28 lead changes and 23 times the score was tied.

\* Miami's 90 points against Duke were a season high. The Hurricanes' 56 second-half points were the most points Miami has scored in one half of play all year.

\* Miami's matchup with Duke marked the Canes' third Top 10 opponent it has faced this season (No. 7 Florida, No. 3 Virginia and No. 4 Duke).

\* With the win, Miami improved to 4-7 in ACC road openers since joining the league in 2004-05. They also hold a 3-5 mark against ranked teams in ACC road openers.

\* Miami led by as many as 20 points with 1:09 remaining in the game.

\* The Hurricanes outrebounded the Blue Devils by a 41-31 count and held a 51.8-43.9 shooting advantage.

\* Miami scored 90 points for the fifth time in Coach L's UM career, and the third time in ACC play.

\* The Canes shot 51.8 percent from the field and 50.0 percent (10-20) from three in the game, the sixth time this season Miami has hit more than 50 percent of its shots.

\* UM scored 56 points (66.7 FG%) in the second half against the Blue Devils, a team that only allows opponents 62.7 points per game, on the average.

## Player Notes

\* Angel Rodriguez scored a game-high 24 points on 8-of-15 shooting. He fell just one point shy of his career-best point total of 25 points, which he set earlier this year against Virginia.

\* Rodriguez scored in double figures for the 13th time this season and the fifth-consecutive game.

\* Rodriguez also scored 20-or-more points for the third time this season.

\* Manu Lecomte finished with a career-high 23 points on 5-of-10 shooting from the field.

\* Lecomte finished in double figures for the ninth time this season.

\* Sheldon McClellan also scored in double figures as he finished with 14 points. McClellan has scored in double figures in 13 straight games. He has scored in double figures in 14 games this season.

\* Tonye Jekiri finished the game with a team-high 10 rebounds. Jekiri has pulled down 10-or-more rebounds in eight games this season, including the last three games.

## Head Coach Jim Larrañaga Notes

\* Coach Jim Larrañaga is two wins away from 550 career victories and one win away from 300 conference victories. He started the 2014-15 season with a 536-370 overall and 297-185 conference record in 30 years as a head coach.

\* Larrañaga has a 548-374 overall record in his 31st season as a head coach, one of five ACC coaches with 500+ wins.

\* He is 78-40 in his third season at the University of Miami, with a 33-22 mark in ACC play.

\* Miami improved to 3-2 against Duke since the arrival of Coach Jim Larrañaga in 2011-12. Miami has outscored Duke 380-357 in those five games. Larrañaga has three of UM's five all-time wins against the Blue Devils.



Miami 74, Eckerd 58  
11-06-14Exhibition  
BankUnited Center

Eckerd Player	tot-fg	3-pt	fg	fga	fga	fta	fta	of	de	tot	pf	tp	a	to	b	s	min
23 STEVENSON, Jerick	f	6	13	2	6	5	9	0	3	3	4	19	0	3	0	0	31
40 DARNELL, Ray	f	3	8	0	0	0	0	6	4	10	1	6	2	3	0	0	30
50 YOUNG, Trevon	c	2	10	0	0	3	4	0	4	4	3	7	0	1	1	1	25
11 MOODY, E.J.	g	0	5	0	4	2	4	1	1	2	1	2	4	1	0	1	33
12 ROBERTS, Kendall	g	0	2	0	1	0	0	0	3	3	4	0	0	0	0	1	21
10 PHILLIPS, Shane	1	2	0	1	0	0	0	0	0	0	0	3	2	0	2	0	6
15 BENEDUCI, Matt	4	5	3	3	1	2	0	1	1	1	1	12	1	0	0	0	19
20 INGRAM, Keshawn	0	1	0	1	0	0	0	0	0	0	0	1	0	0	1	0	4
21 WALSH, Kevin	2	2	2	2	0	0	0	0	0	0	0	6	0	1	0	0	9
24 CARTER, Altavious	1	3	0	1	0	0	0	1	1	2	1	2	1	0	0	1	11
32 COBB, Brian	1	1	0	0	0	0	0	3	0	3	2	2	1	1	0	0	11
TEAM								3	2	5							
Totals			20	52	7	19	1119	14	19	33	22	58	9	13	1	4	200

TOTAL FG% 1st Half: 12-27 44.4% 2nd Half: 8-25 32.0% Game: 38.5%  
 3-Pt. FG% 1st Half: 4-9 44.0% 2nd Half: 3-10 30.0% Game: 36.8%  
 F Throw % 1st Half: 2-5 40.0% 2nd Half: 3-10 30.0% Game: 57.9%

Miami Player	tot-fg	3-pt	fg	fga	fga	fta	fta	of	de	tot	pf	tp	a	to	b	s	min
22 Omar Sherman	f	3	8	1	5	3	4	3	1	4	4	10	1	1	3	0	26
02 Joe Thomas	g	1	1	0	0	0	2	1	4	5	4	2	1	0	1	0	20
10 Sheldon McClellan	g	7	10	3	5	7	10	1	2	3	1	24	3	3	0	0	33
13 Angel Rodriguez	g	2	6	0	3	7	9	0	3	3	3	11	6	2	0	5	30
20 Manu Lecomte	g	2	3	1	2	0	0	0	1	1	1	5	3	0	0	0	19
00 Ja'Quan Newton	2	4	0	0	0	0	0	1	0	1	2	4	1	1	0	0	15
01 Deandre Burnett	2	5	2	3	2	4	0	3	3	3	1	8	0	1	0	0	16
12 James Palmer	0	2	0	1	0	0	0	1	1	0	0	1	0	0	1	0	17
33 Ivan Cruz Uceda	4	6	0	1	2	2	6	8	1	10	0	1	0	1	0	1	24
TEAM								1	2	3							
Totals			23	45	7	20	2131	9	23	32	17	74	16	9	4	7	200

TOTAL FG% 1st Half: 10-24 41.7% 2nd Half: 13-21 61.9% Game: 51.1%  
 3-Pt. FG% 1st Half: 4-12 33.3% 2nd Half: 3-8 37.5% Game: 35.0%  
 F Throw % 1st Half: 5-6 83.3% 2nd Half: 16-25 64.0% Game: 67.7%

Officials: Raymond Styons, Jeff Nichols, Matt Potter

Score by Periods	1st	2nd	Total
Eckerd College	30	28	58
University of Miami	29	45	74

Points in the paint-ECM 22,UM 28. Points off turnovers-ECM 13,UM 19.  
 2nd chance points-ECM 16,UM 7. Fast break points-ECM 0,UM 13.  
 Bench points-ECM 24,UM 22. Score tied-6 times. Lead changed-11 times.  
 Last FG-ECM 2nd-02:41, UM 2nd-00:14.  
 Largest lead-ECM by 5 1st-05:18, UM by 16 2nd-00:14.  
 ECM led for 08:28. UM led for 26:27. Game was tied for 04:30.

-RV Miami 84, Howard 49  
11-14-14Game 1  
BankUnited Center

Howard Player	tot-fg	3-pt	fg	fga	fga	fta	fta	of	de	tot	pf	tp	a	to	b	s	min
15 COLLINS, Damon	f	4	8	0	0	4	4	3	3	6	2	12	0	6	0	3	30
33 MILLER, James	f	1	6	0	0	0	0	0	0	0	3	2	1	0	0	1	18
22 BOYD, Marcel	c	2	3	0	0	0	0	3	1	4	2	4	1	1	0	0	15
01 CARLTON, James	g	2	10	0	3	0	1	1	4	5	4	1	1	2	0	0	18
11 DANIEL, James	g	3	15	1	8	3	4	0	1	2	0	1	10	0	3	0	25
00 MINGO, Dalique	0	2	0	2	0	0	0	1	2	2	0	0	0	0	0	0	9
04 MADISON, Ausar	0	2	0	1	0	0	0	0	0	0	2	0	2	1	0	1	13
10 HILL, Keon	0	1	0	0	0	0	0	0	0	0	0	0	0	1	0	0	4
20 MANGHAM, Solomon	0	4	0	2	0	2	1	1	2	1	0	1	0	0	0	0	7
21 NORWORTHY, Jared	2	3	1	2	2	6	0	3	3	2	7	0	2	0	0	0	21
25 BOYOMO, Theodore	1	2	0	0	0	0	1	2	3	1	2	0	0	0	0	0	9
32 STONE, Tyler	3	4	0	0	2	2	1	2	3	3	8	0	0	0	1	0	14
44 ELLISON, Oliver	0	3	0	0	0	0	2	2	2	4	0	0	1	0	0	0	17
TEAM								7	2	9							
Totals			18	63	2	18	1121	20	23	43	22	49	5	17	3	10	200

TOTAL FG% 1st Half: 8-34 23.5% 2nd Half: 10-29 34.5% Game: 28.0%  
 3-Pt. FG% 1st Half: 2-10 20.0% 2nd Half: 0-8 0.0% Game: 11.1%  
 F Throw % 1st Half: 3-7 42.9% 2nd Half: 8-14 57.1% Game: 52.4%

Miami Player	tot-fg	3-pt	fg	fga	fga	fta	fta	of	de	tot	pf	tp	a	to	b	s	min
02 Joe Thomas	f	2	2	0	0	0	1	3	2	5	1	4	0	2	2	1	27
23 Tonye Jekiri	c	2	6	0	0	2	2	5	6	11	5	6	1	1	1	0	26
10 Sheldon McClellan	g	8	12	0	3	3	4	0	4	4	1	19	2	2	0	1	25
13 Angel Rodriguez	g	4	11	3	6	7	1	2	3	0	16	3	2	1	4	2	26
20 Manu Lecomte	g	5	9	3	6	1	1	1	2	4	14	3	2	1	0	2	21
00 Ja'Quan Newton	1	2	0	0	0	6	0	0	0	2	8	0	0	0	0	0	16
01 Deandre Burnett	2	11	3	4	4	4	1	3	4	2	9	1	2	0	1	0	20
11 Mike Fernandez	1	1	0	0	0	0	0	0	0	0	2	0	0	0	0	0	2
12 James Palmer	2	5	2	5	0	0	0	2	2	1	6	2	2	1	0	1	18
22 Omar Sherman	0	0	0	0	0	0	0	1	4	5	3	0	0	0	0	0	17
35 Chris Stowell	0	0	0	0	0	0	0	0	0	0	1	0	1	0	0	0	2
TEAM								1	6	7							
Totals			27	59	9	23	2125	13	30	43	20	84	13	15	3	12	200

TOTAL FG% 1st Half: 15-31 48.4% 2nd Half: 12-28 42.9% Game: 45.8%  
 3-Pt. FG% 1st Half: 5-12 41.7% 2nd Half: 4-11 36.4% Game: 39.1%  
 F Throw % 1st Half: 10-13 76.9% 2nd Half: 11-12 91.7% Game: 84.0%

Officials: Bill Covington, Dwayne Gladden, William Humes

Attendance: 4544

Score by Periods	1st	2nd	Total
Howard	21	28	49
Miami	45	39	84

Points in the paint-HOW-M 28,UM 32. Points off turnovers-HOW-M 16,UM 21.  
 2nd chance points-HOW-M 15,UM 15. Fast break points-HOW-M 10,UM 16.  
 Bench points-HOW-M 17,UM 25. Score tied-0 times. Lead changed-0 times.  
 Last FG-HOW-M 2nd-00:01, UM 2nd-01:25.  
 Largest lead-HOW-M None, UM by 37 2nd-02:29.  
 HOW-M led for 00:00. UM led for 39:26. Game was tied for 00:34.

-RV Miami 69, 8/7 Florida 67  
11-17-14Game 2  
O'Connell Center

Miami 2-0	tot-fg 3-pt						rebounds											
Player	f	o	f	o	f	fta	o	f	o	t	p	f	t	a	t	b	s	min
02 Joe Thomas	f	0	0	0	0	0	0	0	0	0	0	0	0	0	0	0	0	10
23 Tonye Jekiri	c	2	4	0	0	4	4	3	5	8	4	8	1	2	3	1	28	
10 Sheldon McClellan	g	4	10	0	1	1	3	2	5	7	1	9	5	1	0	0	39	
13 Angel Rodriguez	g	7	14	5	8	5	7	0	2	2	0	24	3	3	0	3	36	
20 Manu Lecomte	g	1	3	1	3	0	0	0	1	1	4	3	1	3	0	0	22	
00 Ja'Quan Newton	2	3	0	0	1	2	0	1	1	0	5	3	1	0	0	0	12	
01 Deandre Burnett	1	2	0	1	0	0	0	0	0	0	2	0	0	0	0	0	6	
12 James Palmer	4	9	2	3	0	0	0	0	0	2	10	0	3	0	0	0	27	
22 Omar Sherman	3	4	1	2	1	1	0	4	4	1	8	1	0	1	0	0	20	
TEAM								2	2	4								
Totals		24	49	9	18	1217	7	20	27	12	69	14	13	4	200			

TOTAL FG% 1st Half: 9-26 34.6% 2nd Half: 15-23 65.2% Game: 49.0%  
 3-Pt. FG% 1st Half: 2-8 25.0% 2nd Half: 7-10 70.0% Game: 50.0%  
 F Throw % 1st Half: 1-1 100% 2nd Half: 11-16 68.8% Game: 70.6%

Florida Player	tot-fg	3-pt	fg	fga	fga	fta	fta	of	de	tot	pf	tp	a	to	b	s	min
30 Kurtz, Jacob	f	3	6	0	0	0	0	3	5	8	4	6	2	2	0	0	36
21 Horford, Jon	c	5	9	3	6	4	4	0	7	7	2	17	0	2	3	1	31
00 Hill, Kasey	g	1	9	0	1	0	0	1	1	2	3	2	8	2	0	1	33
01 Carter, Eli	g	8	9	0	4	2	2	0	1	1	5	21	2	3	0	1	29
20 Frazier, Michael	g	6	11	1	2	0	0	0	2	2	0	13	1	1	1	2	36
03 Robinson, Devin	1	3	1	3	1	2	0	0	1	1	2	4	1	2	1	2	16
11 Chiozza, Chris	2	3	0	1	0	1	0	0	0	1	4	1	1	0	1	0	19
14 Edwards, Lexx	0	0	0	0	0	0	0	0	0	0	1	0	0	0	0	0	+
TEAM								1	2	3							
Totals			26	50	8	17	7	9	5	19	24	18	67	15	13	5	200

TOTAL FG% 1st Half: 14-23 60.9% 2nd Half: 12-27 44.4% Game: 52.0%  
 3-Pt. FG% 1st Half: 3-8 37.5% 2nd Half: 5-9 55.6% Game: 47.1%  
 F Throw % 1st Half: 2-3 66.7% 2nd Half: 5-6 83.3% Game: 77.8%

Officials: Pat Adams, Joe Lindsay, Ron Groover

Attendance: 11156

Score by Periods	1st	2nd	Total
Miami	21	48	69
Florida	33	34	67

Points in the paint-UM 22,UF 30. Points off turnovers-UM 12,UF 18.  
 2nd chance points-UM 7,UF 2. Fast break points-UM 8,UF 6.  
 Bench points-UM 25,UF 8. Score tied-3 times. Lead changed-5 times.  
 Last FG-UM 2nd-00:16, UF 2nd-01:01.  
 Largest lead-UM by 3 2nd-03:25, UF by 15 2nd-17:05.  
 UM led for 01:29. UF led for 37:42. Game was tied for 00:47.

RV Miami 66, Drexel 46  
11-20-14Game 3  
TD Arena

Drexel
--------

**17/20 Miami 77, Charlotte 74      Game 6**  
**11-25-14      Halton Arena, Charlotte, N.C.**

Miami 6-0		tot-fg 3-pt					rebounds									
Player	f	o	fg	ft	fta	of	o	de	pf	pt	a	to	b	min		
02 Joe Thomas	f	0	0	0	0	0	0	0	1	0	0	1	0	13		
23 Tonye Jekiri	c	2	3	0	0	2	5	8	13	5	4	1	1	32		
10 Sheldon McClellan	g	11	17	5	7	4	1	10	11	1	31	3	3	24		
13 Angel Rodriguez	g	5	12	4	7	0	1	2	2	3	14	6	2	37		
20 Manu Lecomte	g	7	13	4	5	0	0	1	1	18	1	2	0	36		
00 JaQuan Newton	0	1	0	0	0	0	0	0	2	0	0	0	0	7		
14 James Palmer	1	4	0	2	1	2	0	2	2	3	0	2	1	21		
02 Omar Sherman	3	7	1	2	0	0	1	4	5	2	1	0	0	20		
TEAM									1							
Total		29	57	14	23	5	9	8	27	35	17	77	12	11 2 4 200		
TOTAL FG%	1st Half:	15-34 44.1%					2nd Half:	14-23 60.9%					Game: 50.9%			
3-Pt. FG%	1st Half:	7-14 50.0%					2nd Half:	7-9 77.8%					Game: 60.6%			
F Throw %	1st Half:	1-2 50.0%					2nd Half:	4-7 57.1%					Game: 55.6%			

Charlotte 3-2		fg fga fg 3-pt					rebounds														
	Player	f	a	fg	fga	fg 3-pt	f	a	fg	fga	fg 3-pt	f	a	fg	fga	fg 3-pt	f	a	b	s	min
21	CLAYTON, Willie	f	4	8	1	0	0	3	6	2	3	5	0	11	0	2	0	1	25		
12	THORNE JR, Mike	c	4	6	0	0	1	3	2	5	0	1	0	0	0	0	0	0	27		
01	OGBUEZE, Brax	g	4	9	3	7	2	3	0	0	0	2	13	2	2	0	0	28			
14	WILLIAMS, Terr	g	2	4	0	2	0	0	4	4	3	4	3	3	0	0	0	28			
15	HENRY, Pierria	g	1	10	0	6	2	2	3	8	11	4	4	9	2	1	0	36			
02	DORN, Torin	g	7	12	1	3	2	5	1	2	3	0	17	2	2	0	3	26			
05	WOODS, Keyshawn	3	6	2	3	0	0	0	1	1	1	1	8	1	0	0	0	19			
11	BENKOVIC, Ivan	0	0	0	0	0	0	0	0	0	0	0	0	0	0	0	0	6			
20	BLAKLEY, Cameron	0	1	0	1	0	0	0	2	2	0	0	0	0	0	1	0	5			
TEAM																					
Totals		29	59	6	22	10	19	9	22	31	11	74	17	8	2	4	200				

TOTAL FG%	1st Half: 16-28 57.1%	2nd Half: 13-31 41.9%	Game: 49.2%
3-Pt. FG%	1st Half: 4-11 36.4%	2nd Half: 2-11 18.2%	Game: 27.3%
FThrow %	1st Half: 1-4 25.0%	2nd Half: 9-15 60.0%	Game: 52.6%

Officials: Bryan Kersey, Karl Hess, Bill Covington Jr.  
Technical fouls: Miami-None. Charlotte-None.  
Attendance: 7163

Score by Periods	1st	2nd	Total
Miami	38	39	77
Charlotte	37	37	74

Points in the paint-UM 24,CHA 44. Points off turnovers-UM 10,CHA 10. 2nd chance points-UM 9,CHA 12. Fast break points-UM 6,CHA 10. Bench points-UM 10,CHA 25. Score tied 0-times. Lead changed-3-times. Last FG-UM 2nd-05:20,CHA 2nd-01:04. Largest lead-UM by 13 2nd-05:20,CHA by 9 1st-07:36. UM led for 21:50. CHA led for 17:54. Game was tied for 00:15.

**Green Bay 68, No. 15 Miami 55      Game 10**  
**12-06-14      BankUnited Center**

Green Bay 6-2		tot-fg 3-pt							rebounds									
	FOUSE, Jordan	* 1	f	fg	f	fga	f	fta	f	of	d	pf	t	a	b	s	min	
04	FOUSE, Jordan	*	1	1	1	0	1	2	2	6	8	3	3	3	1	2	34	
12	LOVE, Carrington	* 6	11	13	7	8	2	7	9	3	20	3	5	2	4	36		
15	MAYS, Greg	* 5	12	0	2	0	1	2	2	10	1	3	0	1	3	34		
24	SYKES, Keifer	* 5	15	1	6	7	8	0	7	7	0	18	2	2	0	1	36	
42	LOWE, Kenneth	* 4	7	0	0	0	0	1	2	3	4	8	2	1	0	0	20	
05	BOTZ, Turner	* 0	2	0	2	0	0	0	0	0	0	0	0	0	0	0	3	
03	SMALL, Khalil	0	1	0	0	0	0	1	1	2	1	0	1	0	0	0	7	
23	FRANCIS, Daeshon	0	1	0	0	0	0	1	1	2	1	0	0	0	0	0	11	
34	McKINNIE, Alfonso	2	5	1	1	0	2	1	5	6	5	0	0	0	0	0	12	
50	UWADIAE, Henry	2	2	0	0	0	1	2	1	3	1	4	0	1	1	0	7	
TEAM									2	2	4							
Totals			25	57	3	14	15	23	13	33	46	20	68	12	13	5	200	

TOTAL FG%	1st Half: 11-34 32.4%	2nd Half: 14-23 60.9%	Game: 43.9%
3-Pt. FG%	1st Half: 2-10 20.0%	2nd Half: 1-4 25.0%	Game: 21.4%
FThrow %	1st Half: 1-5 20.0%	2nd Half: 14-18 77.8%	Game: 65.2%

Miami 8-1		tot-fg 3-pt						rebounds									
Player	*	g	f	g	f	g	f	t	a	o	d	o	t	b	s	min	
02 Joe Thomas	*	2	3	0	0	2	4	9	13	2	4	2	0	1	0	19	
10 Sheldon McClellan	*	7	16	13	1	2	6	8	4	16	1	0	0	0	33		
13 Angel Rodriguez	*	2	15	6	7	8	0	1	1	5	12	3	0	2	35		
20 Manu Lecomte	*	0	2	0	1	0	0	0	0	2	0	0	3	0	17		
23 Tonye Jekiri	*	1	2	0	0	0	1	2	3	2	2	1	1	1	29		
00 Ja'Quan Newton		0	2	0	1	0	0	0	0	0	0	0	1	0	4		
01 Deandre Burnett		8	16	3	8	2	4	1	2	3	1	21	0	1	12		
05 Daway Reed		0	1	0	0	0	0	0	0	0	0	0	0	0	1		
12 James Palmer		0	2	0	1	0	0	0	0	0	2	0	2	1	0		
22 Omar Sherman		0	2	0	0	0	3	1	4	0	0	0	1	2	10		
TEAM								2	3	5			1				
Totals		20	61	5	20	10	16	13	24	37	20	55	9	12	5	200	
TOTAL FG%	1st Half:	10-33	30.3%	2nd Half:	10-28	35.7%	Game: 32.8%										
3-Pt. FG%	1st Half:	3-11	27.3%	2nd Half:	3-9	22.2%	Game: 25.0%										
FThrow %	1st Half:	0-3	0.0%	2nd Half:	10-13	76.9%	Game: 62.5%										

Officials: Lamar Simpson, Jerry Heater, Tony Chiazza  
Technical fouls: Green Bay-None. Miami-None.  
Attendance: 4735

Score by Periods	1st	2nd	Total
Green Bay	25	43	68
Miami	23	32	55

Points in the paint-GB 32,UM 28. Points off turnovers-GB 17,UM 14.  
2nd chance points-GB 10,UM 13. Fast break points-GB 6,UM 6.  
Bench points-GB 9,UM 21. Score tied-1 time. Lead changed-1 time.  
Last FG-GB 2nd-02:12, UM 2nd-01:01.  
Largest lead-GB by 16 2nd-09:30, UM by 4 1st-17:21.  
GB led for 34:20, UM led for 03:13. Game was tied for 02:07.

**17/20 Miami 87, South Alabama 75 Game 7**  
**11-28-14 BankUnited Center**

So. Alabama 1-3		tot-fg 3-pt					rebounds												
	Player	f	fg	a	ft	f	fg	a	of	d	of	t	p	f	a	to	b	s	min
10	Boyanov, Georgi	3	4	1	2	1	2	3	6	2	8	0	1	0	1	1	0	1	22
22	Ferguson, Dionte	5	14	0	0	2	3	9	5	14	2	12	1	1	0	0	0	24	
01	Williams, Ken	g	7	19	2	9	0	0	1	3	4	0	16	2	0	1	4	31	
04	Stevens, Barrington	g	6	12	0	2	0	0	0	3	3	4	12	5	2	0	0	36	
22	Brown, John	g	1	5	0	0	0	0	1	0	1	1	2	3	1	0	1	22	
02	Johnson, Taishawn	g	5	10	1	3	2	3	0	2	2	5	13	0	0	0	0	20	
05	Levis, Abdul		4	9	0	1	2	6	3	4	7	2	10	0	1	0	0	22	
20	Whittingham, Tafari	1	5	5	0	1	0	0	1	0	1	1	2	0	0	0	1	0	9
32	Karaszka, Austin	0	0	0	0	0	0	0	0	0	0	2	0	0	0	0	0	4	
33	Andjusic, Luka	0	1	0	0	0	0	0	0	1	1	0	0	0	0	0	0	10	
TEAM									4		4								
Totals			32	79	4	18	7	14	22	21	43	19	75	11	6	2	7	200	
TOTAL FG%		1st Half:	10-32	31.3%	2nd Half:	22-47	46.8%	Game: 40.5%											
3-Pt. FG%		1st Half:	0-9	0.0%	2nd Half:	4-9	44.4%	Game: 22.2%											
FThrow %		1st Half:	1-6	16.7%	2nd Half:	6-8	75.0%	Game: 50.0%											

Miami 7-0		tot-fg 3-pt				rebounds							
Player		f	fga	fg	fta	of	df	tp	pf	a	b	s	min
02 Joe Thomas		f	1	1	0	0	2	1	1	2	1	0	13
23 Tonye Jekiri		c	4	7	0	0	5	6	6	8	3	8	25
10 Sheldon McClellan		g	6	6	1	4	4	0	2	2	1	17	2
13 Angel Rodriguez		g	2	7	1	2	2	0	3	3	1	7	13
20 Manu Lecomte		g	3	6	2	3	6	1	2	3	1	14	5
00 Ja'Quan Newton		2	3	0	0	1	2	0	1	1	1	5	0
01 Deandre Burnett		4	9	2	4	0	0	1	1	2	0	10	0
12 James Palmer		3	7	0	3	0	1	2	2	4	0	3	1
22 Omar Sherman		6	11	1	3	0	1	6	7	3	1	2	1
TEAM								3	3				
Totals			31	57	7	16	18	23	8	27	35	11	87
TOTAL FG%	1st Half: 18-30 60.0%	2nd Half: 13-27 48.1%	Game: 54.4%										
3-Pt. FG%	1st Half: 4-7 57.1%	2nd Half: 3-9 33.3%	Game: 43.8%										
FThrow %	1st Half: 3-5 60.0%	2nd Half: 15-18 83.3%	Game: 78.3%										

Officials: Sean Casady, Waly Rutecki, Brian Shey  
Technical fouls: USA-Johnson, Taishaun. Miami-None.  
Attendance: 4267

Score by Periods	1st	2nd	Total
USA	21	54	75
Miami	43	44	87

Points in the paint-USA 40,UM 40. Points off turnovers-USA 6,UM 7.  
2nd chance points-USA 13,UM 12. Fast break points-USA 6,UM 3.  
Bench points-USA 25,UM 34. Score tied-0 times. Lead changed-0 times.  
Last FG-USA 2nd-00:30, UM 2nd-02:02.  
Largest lead-USA None, UM by 24 1st-04:24.  
USA led for 00:00. UM led for 39:10. Game was tied for 00:50.

**20/21 Miami 70, Savannah State 39 Game 11**  
**12-08-14 BankUnited Center**

Savannah State 3-7		tot-fg 3-pt					rebounds									
Player	*	f	fga	f	ft	f	fta	of	d	to	p	f	a	b	s	min
02 PINKET, Khalel	*	2	3	0	0	0	0	1	2	3	3	4	3	4	0	28
04 MUHAMMAD, Saadiq	*	3	8	0	0	1	1	3	0	3	7	0	2	0	0	27
05 JENKINS, Javaris	*	1	9	1	9	1	2	0	0	0	1	4	0	1	0	24
11 FRANCIS, Treyvon	*	1	2	0	0	0	0	1	1	2	2	2	2	4	0	18
22 HALL, Terrel	*	0	3	0	0	0	0	0	1	1	2	0	0	0	0	17
00 NORMAN, Jamal	*	1	2	0	0	0	0	1	5	6	1	2	2	0	0	18
01 FENNER, Alante	*	3	9	2	3	0	0	1	2	3	4	8	0	1	0	25
03 CARTER, Whitley	*	1	1	1	1	0	0	0	1	1	0	3	2	1	0	6
10 BRYANT, Demarcus	*	3	8	3	7	0	0	0	0	0	2	9	1	2	0	15
55 PEARSON, Brian	*	0	1	0	0	0	0	1	0	1	0	0	0	1	0	12
TEAM								1	3	4				1		
Totals:		15	46	7	20	2	6	9	15	24	18	39	10	19	0	200

TOTAL FG%	1st Half: 9-23 39.1%	2nd Half: 6-23 26.1%	Game: 32.6%
3-Pt. FG%	1st Half: 4-9 44.4%	2nd Half: 3-11 27.3%	Game: 35.0%
F Throw %	1st Half: 1-2 50.0%	2nd Half: 1-4 25.0%	Game: 33.3%

Miami 9-1		tot-fig 3-pt					rebounds							
Player		fg	fga	fgt	fta	of	d	tp	tp	a	to	b	min	
02 Joe Thomas	*	0	1	0	0	1	2	4	6	2	1	0	0	23
10 Sheldon McClellan	*	5	5	1	1	6	6	2	2	4	3	3	2	29
13 Angel Rodriguez	*	4	12	4	9	5	5	0	1	1	1	4	3	12
20 Manu Lecomte	*	5	7	4	6	1	1	0	4	4	2	15	0	3
23 Tonye Jekiri	*	4	6	0	0	0	2	1	8	9	2	1	3	27
00 Ja'Quan Newton		1	1	0	0	0	0	0	0	0	2	0	0	1
01 Deandre Burnett		1	4	0	1	2	2	1	2	2	0	4	2	0
05 Davon Reed		0	2	0	1	0	0	1	1	1	0	1	1	0
12 James Palmer		1	2	0	1	0	0	1	0	1	0	2	0	0
22 Omar Sherman		1	1	0	0	4	5	0	1	1	1	6	0	0
TEAM								2	3	5		1		
Totals		21	41	9	19	1923	9	25	34	11	70	11	16	2200
TOTAL FG%	1st Half: 9-20 45.0%	2nd Half: 12-21 57.1%				Game: 51.2%								
3-Pt. FG%	1st Half: 4-9 44.4%	2nd Half: 5-10 50.0%				Game: 47.4%								
FThrow %	1st Half: 12-15 80.0%	2nd Half: 7-8 87.5%				Game: 82.6%								

Officials: Tim Comer, Anthony Franklin, Earl Walton  
Technical fouls: Savannah State-None. Miami-None.  
Attendance: 4274

Score by Periods	1st	2nd	Total
Savannah State	23	16	39
Miami	34	36	70

Points in the paint-SSUM 12,UM 18. Points off turnovers-SSUM 17,UM 19. 2nd chance points-SSUM 7,UM 11. Fast break points-SSUM 5,UM 4. Bench points-SSUM 22,UM 14. Score tied-0 times. Lead changed-0 times. Last FG-SSUM 2nd-00:43, UM 2nd-01:04. Largest lead-SSUM None, UM by 33 2nd-02:27. SSUM led for 00:00. UM led for 39:34. Game was tied for 00:25.

**15 Miami 70, 24/25 Illinois 61      Game 8**  
**12-02-14      BankUnited Center**

Illinois 6-1		tot fg 3-pt					rebounds										
Player		fg	fg	3-pt	fg	3-pt	of	de	tot	pf	tp	a	b	s	min		
32	Egwu, Nnanna	c	4	11	0	0	3	6	9	4	8	0	2	1	0	35	
03	Starks, Ahmad	g	1	10	17	0	0	1	1	2	3	1	1	0	0	27	
11	Corby, Aaron	g	1	10	1	0	0	2	1	3	4	3	1	0	0	23	
21	Hill, Malcolm	g	5	10	3	2	5	2	4	6	2	13	3	3	0	37	
24	Rice, Rayvonte	c	8	16	2	6	4	5	5	7	12	2	22	1	0	0	24
01	Tate, Jaylon	o	0	0	0	2	2	0	0	0	2	2	1	1	0	0	13
12	Black, Leron	1	3	0	0	0	0	1	2	4	2	0	0	0	0	8	
25	Nunn, Kendrick	3	6	2	5	0	0	4	4	0	8	0	0	0	1	29	
31	Colbert, Austin	0	3	0	0	0	0	1	2	0	0	0	0	0	0	4	
TEAM							2 3 5										
Totals		23	69	7	30	8	12	16	28	44	20	61	7	7	1	1	200

TOTAL FG%	1st Half: 9-36 25.0%	2nd Half: 14-33 42.4%	Game: 33.3%
3-Pt. FG%	1st Half: 3-17 17.6%	2nd Half: 4-13 30.8%	Game: 23.3%
F Throw %	1st Half: 3-6 50.0%	2nd Half: 5-6 83.3%	Game: 66.7%

Miami 8-0		tot-fg 3-pt						rebounds							
Player		f	o	f	o	f	o	of	o	of	o	a	b	s	min
02	Joe Thomas	f	0	0	0	2	2	0	0	0	2	0	0	0	11
23	Thony Jekiri	c	3	6	0	0	0	3	6	9	4	6	2	1	20
20	Sheldon McClellan	g	5	10	2	4	2	1	8	9	2	14	2	0	37
13	Angel Rodriguez	g	2	9	1	5	4	0	6	6	2	9	5	3	0
20	Manu Lecomte	g	4	8	2	5	5	7	2	1	3	15	1	0	35
00	Ja'Quan Newton	o	0	0	0	0	0	0	2	2	2	0	1	0	0
01	Deandre Burnett	g	7	16	3	10	2	2	1	7	8	0	19	0	24
16	James Palmer	o	2	2	0	1	0	0	0	0	0	0	0	0	0
22	Omar Sherman	1	6	1	5	2	2	0	1	1	3	5	1	0	18
TEAM								3 3 6							
Totals		22	58	9	30	17	21	34	44	16	70	12	5	3	4 200

TOTAL FG%	1st Half: 10-26 38.5%	2nd Half: 12-32 37.5%	Game: 37.9%
3-Pt. FG%	1st Half: 5-14 35.7%	2nd Half: 4-16 25.0%	Game: 30.0%
F Throw %	1st Half: 12-12 100%	2nd Half: 5-9 55.6%	Game: 81.0%

Officials: Bill Covington Jr., Mike Eades, Sean Hull  
Attendance: 6086

Score by Periods	1st	2nd	Total
Illinois	24	37	61
Miami	37	33	70

Points in the paint-ILL 26,UM 24. Points off turnovers-ILL 2,UM 9.  
2nd chance points-ILL 21,UM 8. Fast break points-ILL 7,UM 0.  
Bench points-ILL 12,UM 24. Score tied 2-times. Lead changed-1 time.  
Last FG-ILL 2nd-01:08, UM 2nd-02:45.  
Largest lead-ILL by 3 1st-19:37, UM by 13 1st-00:26.  
ILL led for 00:54. UM led for 37:09. Game was tied for 01:57.

**Eastern Ky. 72, 18/19 Miami 44      Game 12**  
**12-19-14      BankUnited Center**

EKU 6-4		tot-fg		3-pt		rebounds										
Player		f	g	f	g	f	g	d	tot	p	tp	a	b	s	min	
42 STURTZ, Eric		6	10	1	1	3	6	2	13	5	2	1	1	3	31	
02 WALDEN, Corey		7	12	2	5	2	2	1	4	5	4	18	2	1	24	
03 RICHARDSON, D		2	4	1	2	0	0	0	4	1	5	1	3	0	38	
11 BABB-HARRISON G		2	7	0	2	0	0	1	1	2	3	4	1	0	21	
22 KNIPP, Timmy		6	12	5	9	0	0	1	3	4	1	17	3	2	0	
04 MATTHEWS, Tom		0	0	0	0	0	0	0	0	0	0	0	0	0	0+	
05 McGLONE, Isaac		4	4	4	4	1	0	2	2	4	12	3	0	0	15	
32 POWELL, JaMill		1	6	1	3	0	0	2	4	3	3	1	1	0	28	
33 MUFF, Deverin		0	0	0	0	0	0	0	0	1	0	0	0	0	7	
TEAM								3	4	7						
Totals		28	55	14	26	2	4	11	26	37	19	72	16	9	15	200
TOTAL %G%	1st Half:	11	27	40	7%	2nd Half:	17	28	60	7%						(Game: 50.9%)

3-Pt. FG%	1st Half: 5-12 41.7%	2nd Half: 9-14 64.3%	Game: 53.8%
F Throw %	1st Half: 0-1 0.0%	2nd Half: 2-3 66.7%	Game: 50.0%

[illegible]

Officials: Bill Covington, Jr., Jerry Heater, Chuck Jones  
Technical fouls: Eastern Kentucky-None. Miami-None.  
Attendance: 4467

<b>Score by Periods</b>	<b>1st</b>	<b>2nd</b>	<b>Total</b>
Eastern Kentucky	27	45	72
Miami	25	19	44

Game Time: 1:51

Points in the paint-EKU 24,UM 6. Points off turnovers-EKU 20,UM 2.  
2nd chance points-EKU 14,UM 2. Fast break points-EKU 2,UM 2.  
Bench points-EKU 15,UM 18. Score tied-1 time. Lead changed-0 times.  
Last FG-EKU 2nd-01:33,UM 2nd-01:58.  
Largest lead-EKU by 28'2nd-00:53,UM None.  
EKU led for 38:19,UM led for 00:00. Game was tied for 01:16.

**Providence 76, RV/RV Miami 62**      **Game 12**  
**12-22-14**      **Barclays Center, Brooklyn, N.Y.**

Miami 9-3 Player	tot-fg		3-pt		rebounds		of de	tot	pf	tp	a	to	b	s	min
	fg	fga	fg	fga	ft	fta									
22 Omar Sherman	f	3	7	0	3	0	1	1	2	1	6	0	0	0	19
23 Tonye Jekiri	c	4	7	0	0	4	2	7	10	2	12	2	3	0	1 35
10 Sheldon McClellan	g	6	15	2	8	3	2	2	4	3	17	1	2	0	2 38
13 Angel Rodriguez	g	6	15	3	7	4	0	2	2	3	19	4	3	0	2 38
20 Manu Lecomte	g	0	5	0	4	0	0	0	0	1	0	1	1	0	15
00 Ja'Quan Newton	1	2	0	0	1	1	0	0	0	3	1	1	0	1	9
01 Deandre Burnett	1	4	0	2	1	4	2	3	5	1	3	0	1	0	18
02 Joe Thomas	1	1	0	0	0	1	1	2	0	2	1	0	0	0	10
05 Davon Reed	0	3	0	3	0	0	0	2	2	3	0	2	0	1	10
12 James Palmer	0	0	0	0	0	0	0	0	0	3	0	2	1	0	8
TEAM							2	2	4						
Totals		22	59	5	27	13	18	11	20	31	17	62	14	12	1 6 200
TOTAL FG%	1st Half:	12-22	36.4%	2nd Half:	10-26	38.5%									Game: 37.3%
3-Pt. FG%	1st Half:	1-13	7.7%	2nd Half:	4-14	28.6%									Game: 18.5%
F Throw %	1st Half:	8-8	100%	2nd Half:	5-10	50.0%									Game: 72.2%

Providence 10-3 Player	tot-fg		3-pt		rebounds		of de	tot	pf	tp	a	to	b	s	min
	fg	fga	fg	fga	ft	fta									
00 BENTIL, Ben	f	2	3	1	1	0	0	4	4	2	5	2	0	0	0 24
23 HENTON, LaDontae	f	10	19	2	5	3	0	5	5	3	25	0	2	0	1 39
33 DESROSIERS, Carson	c	4	6	0	0	4	6	3	4	7	3	12	2	0	5 1 30
03 DUNN, Kris	g	6	8	0	1	3	3	0	5	5	2	15	3	0	3 37
21 LINDESEY, Jalen	g	1	3	1	3	0	0	1	1	0	3	0	1	0	15
13 CHUKWU, Paschal	0	0	0	0	0	0	2	2	0	0	0	1	0	0	4
24 CARTWRIGHT, Kyron	1	4	0	2	1	1	0	0	0	2	3	0	2	0	1 19
25 HARRIS, Tyler	5	10	0	0	3	3	1	2	3	13	1	0	1	0	1 29
32 LOMOMBA, Junior	0	0	0	0	0	0	0	0	0	0	0	0	0	0	3
TEAM							2	6	8						
Totals		29	53	4	12	14	18	6	29	35	17	66	18	12	5 7 200
TOTAL FG%	1st Half:	14-27	51.9%	2nd Half:	15-26	57.7%									Game: 54.7%
3-Pt. FG%	1st Half:	1-7	14.3%	2nd Half:	3-5	60.0%									Game: 33.3%
F Throw %	1st Half:	4-6	66.7%	2nd Half:	10-12	83.3%									Game: 77.8%

Officials: Mike Roberts, Clarence Armstrong, Tim Clougherty  
Technical fouls: Miami-None. Providence-None.  
Attendance: 6519

Score by Periods	1st	2nd	Total
Miami	33	29	62
Providence	33	43	76

Points in the paint-UM 28,PC 48. Points off turnovers-UM 13,PC 13.  
2nd chance points-UM 9,PC 9. Fast break points-UM 6,PC 20.  
Bench points-UM 8,PC 16. Score tied-2 times. Lead changed-6 times.  
Last FG-UM 2nd-01:45, PC 2nd-01:01.  
Largest lead-UM by 1 1st-18:44, PC by 17 2nd-04:42.  
UM led for 02:18. PC led for 36:57. Game was tied for 00:45.

**Miami 67, College of Charleston 40**      **Game 13**  
**12-30-14**      **BankUnited Center**

Charleston, 5-8 Player	tot-fg		3-pt		rebounds		of de	tot	pf	tp	a	to	b	s	min
	fg	fga	fg	fga	ft	fta									
00 Gilmore, Donovan	*	0	0	0	0	0	0	3	3	1	0	0	0	0	8
01 Baru, Adjehi	*	1	5	0	0	0	0	2	2	4	2	0	2	1	10
13 Chealey, Joe	*	3	14	0	4	2	4	1	3	4	8	3	2	1	0 33
22 Stitt, Anthony	*	3	10	1	4	0	0	4	4	2	7	0	4	0	1 34
24 Barry, Canyon	*	0	4	0	1	0	0	1	6	7	2	0	3	0	0 35
05 Pierre, Jr., Glen	2	5	0	0	2	2	1	2	2	6	0	1	0	1	15
10 Branim, Pat	0	2	0	2	0	0	0	0	0	3	0	0	0	0	8
11 Bailey, Evan	0	0	0	0	0	0	0	1	1	0	0	0	0	0	9
12 Johnson, Cameron	3	7	1	2	0	0	1	2	3	1	7	1	2	0	0 26
15 O'Donohue, Terrance	0	2	0	1	0	0	1	0	1	3	0	0	0	0	7
33 Wishon, David	4	5	0	0	2	3	2	3	5	3	10	0	2	1	0 14
TEAM							4	2	6						
Totals		16	54	2	14	6	9	11	27	38	25	40	7	14	2 200
TOTAL FG%	1st Half:	6-27	22.2%	2nd Half:	10-27	37.0%									Game: 29.6%
3-Pt. FG%	1st Half:	0-6	0.0%	2nd Half:	2-8	25.0%									Game: 14.3%
F Throw %	1st Half:	0-0	0.0%	2nd Half:	6-9	66.7%									Game: 66.7%

Miami 10-3 Player	tot-fg		3-pt		rebounds		of de	tot	pf	tp	a	to	b	s	min
	fg	fga	fg	fga	ft	fta									
02 Joe Thomas	*	0	2	0	0	0	0	2	0	2	0	0	0	0	0 12
10 Sheldon McClellan	*	4	7	1	1	2	3	1	1	2	11	0	0	0	0 25
13 Angel Rodriguez	*	5	9	2	5	3	6	1	4	5	2	15	3	0	0 23
20 Manu Lecomte	*	2	7	1	3	0	0	0	3	3	1	5	2	1	0 1 22
23 Tonye Jekiri	*	4	6	0	0	2	0	8	8	4	8	1	2	1	0 18
00 Ja'Quan Newton	1	1	0	0	4	7	0	0	0	1	6	0	0	0	12
01 Deandre Burnett	1	6	1	5	4	6	0	4	4	1	7	4	0	0	0 20
05 Davon Reed	2	2	0	0	1	1	2	3	5	1	5	4	0	0	0 18
11 Mike Fernandez	0	0	0	0	0	0	0	0	0	0	0	0	0	0	2
12 James Palmer	2	5	1	3	0	2	0	2	2	0	5	3	0	1	0 25
22 Omar Sherman	2	5	1	3	0	0	1	1	2	4	5	1	1	0	1 21
35 Chris Stowell	0	1	0	0	0	0	0	0	0	0	0	0	0	0	2
TEAM							3	3	6						
Totals		23	51	7	20	14	27	10	29	39	15	67	18	7	2 200
TOTAL FG%	1st Half:	12-28	42.9%	2nd Half:	11-23	47.8%									Game: 45.1%
3-Pt. FG%	1st Half:	2-11	18.2%	2nd Half:	5-9	55.6%									Game: 35.0%
F Throw %	1st Half:	6-12	50.0%	2nd Half:	8-15	53.3%									Game: 51.9%

Officials: Brian Dorsey, Tim Ebersole, Earl Watson  
Attendance: 4705

Score by Periods	1st	2nd	Total
Co. of Charleston	12	28	40
Miami	32	35	67

Points in the paint-COFC 22,UM 30. Points off turnovers-COFC 2,UM 13.  
2nd chance points-COFC 12,UM 11. Fast break points-COFC 0,UM 4.  
Bench points-COFC 23,UM 28. Score tied-0 times. Lead changed-0 times.  
Last FG-COFC 2nd-00:32, UM 2nd-04:33.  
Largest lead-COFC None, UM by 34 2nd-07:43.  
COFC led for 00:00. UM led for 39:35. Game was tied for 00:25.

**3/3 Virginia 89, Miami 80 (20T)**      **Game 14**  
**1-3-15**      **BankUnited Center**

UVA 13-0, 1-0 Player	tot-fg		3-pt		rebounds		of de	tot	pf	tp	a	to	b	s	min
	fg	fga	fg	fga	ft	fta									
10 Tobey, Mike	f	6	9	0	0	2	2	4	6	2	14	0	0	1	0 33
13 Gill, Anthony	f	1	6	0	0	0	0	2	4	6	1	6	2	3	0 1 25
01 Anderson, Justin	g	4	9	2	5	6	9	0	2	2	16	3	0	0	0 46
15 Brogdon, Malcolm	g	3	8	1	3	1	1	0	2	2	5	8	1	2	1 0 26
32 Perras, London	g	5	11	5	9	11	12	0	1	1	3	26	8	3	1 45
00 Hall, Devon	0	0	0	0	0	0	0	0	0	0	0	1	0	0	0 3
04 Shayok, Marial	3	6	2	4	1	2	0	5	5	1	9	3	0	2	2 31
05 Atkins, Daron	3	8	0	2	3	5	7	12	4	8	1	1	1	0	1 31
11 Nolte, Evan	1	1	0	0	2	0	1	1	4	2	1	0	0	0	10
TEAM							1	3	4						
Totals		26	58	10	21	27	39	10	29	39	23	89	19	6	3 250
TOTAL FG%	1st Half:	14-27	51.9%	2nd Half:	8-22	36.4%									Game: 44.8%
3-Pt. FG%	1st Half:	5-7	71.4%	2nd Half:	4-9	44.4%									Game: 47.6%
F Throw %	1st Half:	5-7	71.4%	2nd Half:	5-11	45.5%									Game: 69.2%

UM 10-4, 0-1		tot-fg		3-pt		rebounds				a	b	s	min		
Player	f	fga	fg	fga	fta	of	de	tot	pf					tp	
02 Joe Thomas	f	1	1	0	0	0	2	0	2	3	2	0	0	0	9
23 Tonye Jekiri	c	4	8	0	0	1	4	8	12	5	8	3	1	0	29
10 Sheldon McClellan	g	4	10	2	6	6	6	2	6	8	3	16	0	5	0 3 50
13 Angel Rodriguez	g	7	22	1	7	10	12	2	2	4	5	25	7	1	0 1 44
20 Manu Lecomte	g	0	3	0	1	0	0	0	0	2	0	1	0	0	10
00 Ja'Quan Newton	0	2	0	0	0	0	1	1	1	0	1	1	0	0	5
01 Deandre Burnett	5	9	2	5	0	1	0	2	2	12	0	0	0	0	33
05 Davon Reed	1	1	1	1	1	2	0	1	1	1	4	0	1	0	14
12 James Palmer	0	2	0	1	0	0	0	0	0	0	0	1	0	0	6
22 Omar Sherman	5	10	3	7	0	2	1	5	6	4	13	1	0	0	40
TEAM								4		3				1	
Totals		27		68		9		28		17		24		250	
TOTAL FG%		1st Half: 9-25		36.0%		2nd Half: 13-26		50.0%				Game: 39.7%			
3-Pt. FG%		1st Half: 2-9		22.2%		2nd Half: 6-12		50.0%				Game: 32.1%			
F Throw %		1st Half: 0-0		0.0%		2nd Half: 11-18		61.1%				Game: 70.8%			



RV/RV Miami 65, NC State 60  
1-22-15 BankUnited Center Game 18

NC State 13-7, 4-3		tot-fg 3-pt		rebounds									
Player		fg	fga	fga	fta	fta	of	de	tot	pf	tp	a	to b s min
00 Abu, Abdul-Malik	*	9	14	0	1	1	2	3	5	1	19	0	0 0 0 30
01 Lacey, Trevor	*	4	13	2	7	0	0	5	5	1	10	2	1 0 1 35
12 Barber, Anthony	*	3	4	0	0	0	0	3	3	4	6	6	5 0 0 30
22 Turner, Ralston	*	3	12	3	8	0	0	2	3	5	3	9	1 0 0 34
32 Washington, Kyle*	*	4	9	0	0	0	0	1	0	1	4	8	1 0 1 16
10 Freeman, Lennard	*	0	3	0	0	0	0	2	4	0	0	0	0 0 0 12
14 Martin, Caleb	*	0	0	0	0	0	0	0	0	1	0	0	0 0 0 5
15 Martin, Cody	*	2	2	0	0	1	0	1	1	5	4	2	1 0 0 19
21 Anya, Beeljay	*	1	3	0	0	2	2	1	4	5	2	4	0 3 1 20
TEAM									1	3	4		
Totals		26	60	5	15	3	4	9	24	33	21	60	12 10 2 1 200
TOTAL FG%	1st Half: 15-30 50.0%	2nd Half: 11-30 36.7%		Game: 43.3%									
3-Pt. FG%	1st Half: 3-7 42.9%	2nd Half: 2-8 25.0%		Game: 33.3%									
F Throw %	1st Half: 0-1 0.0%	2nd Half: 3-3 100%		Game: 75.0%									

Miami 13-5, 3-2		tot-fg 3-pt		rebounds									
Player		fg	fga	fga	fta	fta	of	de	tot	pf	tp	a	to b s min
05 Davon Reed	*	4	6	2	3	0	0	1	1	2	10	2	0 0 1 31
10 Sheldon McClellan	*	4	8	1	3	7	2	8	10	0	16	3	0 0 0 32
13 Angel Rodriguez	*	2	8	2	5	8	10	0	0	2	14	6	3 1 1 30
22 Omar Sherman	*	4	10	2	5	0	0	1	1	2	2	10	2 0 3 32
23 Tonye Jekiri	*	2	3	0	0	2	2	1	9	10	3	6	0 1 1 34
00 Ja'Quan Newton	*	0	2	0	0	0	0	0	0	0	1	0	0 0 0 5
12 James Palmer	*	2	3	2	3	1	2	0	0	0	7	0	1 0 0 12
20 Manu Lecomte	*	0	3	0	1	0	0	0	0	0	0	1	1 0 1 12
33 Ivan CruzUceda	*	1	4	0	3	0	0	2	2	0	2	0	3 0 0 12
TEAM									5	6	6		
Totals		19	47	9	23	18	21	5	26	31	10	65	15 9 5 3 200
TOTAL FG%	1st Half: 8-25 32.0%	2nd Half: 11-22 50.0%		Game: 40.4%									
3-Pt. FG%	1st Half: 6-14 42.9%	2nd Half: 3-9 33.3%		Game: 39.1%									
F Throw %	1st Half: 4-4 100%	2nd Half: 14-17 82.4%		Game: 85.7%									

Officials: Sean Hull, Bryan Kersey, Terry Wymer

Technical fouls: NC State-None. Miami-None.

Attendance: 6556

**Score by Periods**

	1st	2nd	Total
NC State	33	27	60
Miami	26	39	65

NC STATE 15 C.MARTIN FOULED OUT 1:32 2ND HALF

Points in the paint-ST 30,UM 18. Points off turnovers-ST 6,UM 11.

2nd chance points-ST 4,UM 2. Fast break points-ST 4,UM 9.

Bench points-ST 8,UM 9. Score tied-4 times. Lead changed-5 times.

Last FG-ST 2nd-00:23, UM 2nd-03:23.

Largest lead-ST by 7 1st-01:29, UM by 9 2nd-04:39.

ST led for 06:00. UM led for 30:39. Game was tied for 03:20.

RV/RV Miami, 66 Syracuse 62  
1-24-15 Carrier Dome Game 19

Miami (14-5) (4-2)		tot-fg 3-pt		rebounds									
Player		fg	fga	fga	fta	fta	of	de	tot	pf	tp	a	to b s min
22 Omar Sherman	f	3	6	2	3	0	0	0	0	4	8	2	0 0 1 24
23 Tonye Jekiri	c	5	10	0	0	3	6	9	15	4	13	2	0 3 0 36
05 Davon Reed	c	4	5	3	4	0	0	2	2	2	11	1	1 0 0 26
10 Sheldon McClellan	g	3	9	0	4	1	2	0	5	5	1	7	1 1 0 2 27
13 Angel Rodriguez	g	2	11	2	9	6	9	0	0	4	12	8	2 0 4 32
00 Ja'Quan Newton	1	2	1	2	0	0	0	0	0	0	3	0	0 0 0 9
12 James Palmer	1	3	0	2	0	0	1	1	1	2	1	1	0 0 0 12
20 Manu Lecomte	3	8	1	3	0	0	0	1	1	7	2	0	0 0 0 15
33 Ivan CruzUceda	1	2	1	2	0	0	0	5	5	2	3	1	1 0 0 19
TEAM									1	2	3		
Totals		23	56	10	29	10	14	7	25	32	19	66	17 8 3 7 200
TOTAL FG%	1st Half: 11-25 44.0%	2nd Half: 12-31 38.7%		Game: 41.1%									
3-Pt. FG%	1st Half: 4-12 33.3%	2nd Half: 6-17 35.3%		Game: 34.5%									
F Throw %	1st Half: 0-0 0.0%	2nd Half: 10-14 71.4%		Game: 71.4%									

Syracuse (14-6) (5-2)		tot-fg 3-pt		rebounds									
Player		fg	fga	fga	fta	fta	of	de	tot	pf	tp	a	to b s min
00 Michael Gbinije	f	3	8	1	4	2	6	0	3	3	5	9	3 2 0 0 40-
21 Tyler Roberson	f	5	11	0	0	0	3	11	14	0	10	4	0 1 2 40
25 Rakeem Christmas	c	9	17	0	0	5	11	3	5	8	1	23	1 5 2 0 40
10 Trevor Cooney	g	5	11	3	9	1	2	4	5	2	14	4	0 3 0 40
14 Kaleb Joseph	g	1	4	1	1	0	0	1	1	2	3	2	2 0 0 21
04 Ron Patterson	g	1	3	1	2	0	0	0	1	1	3	3	2 0 0 1 19
TEAM									3	5	8		
Totals		24	54	6	16	8	19	10	30	40	13	62	16 13 3 6 200
TOTAL FG%	1st Half: 11-30 36.7%	2nd Half: 13-24 54.2%		Game: 44.4%									
3-Pt. FG%	1st Half: 3-7 42.9%	2nd Half: 3-9 33.3%		Game: 37.5%									
F Throw %	1st Half: 1-4 25.0%	2nd Half: 7-15 46.7%		Game: 42.1%									

Officials: Michael Stephens, Tim Clougherty, John Gaffney

Technical fouls: Miami-None. Syracuse-None.

Attendance: 30677

**Score by Periods**

	1st	2nd	Total
Miami	26	40	66
Syracuse	26	36	62

Points in the paint-UM 20,SU 30. Points off turnovers-UM 13,SU 8.

2nd chance points-UM 13,SU 8. Fast break points-UM 4,SU 7.

Bench points-UM 15,SU 3. Score tied-2 times. Lead changed-1 time.

Last FG-UM 2nd-00:18, SU 2nd-00:17.

Largest lead-UM by 12 2nd-13:13, SU by 1 1st-18:55.

UM led for 37:04. SU led for 00:34. Game was tied for 01:49.

Georgia Tech 70, 23 Miami 50  
1-28-15 BankUnited Center Game 20

GT 10-10, 1-7 ACC		tot-fg 3-pt		rebounds									
Player		fg	fga	fga	fta	fta	of	de	tot	pf	tp	a	to b s min
03 Georges-Hunt, M f	1	10	12	0	1	4	6	2	4	6	1	24	3 3 1 3 36
13 Sampson, Robert f	1	3	1	1	4	0	1	4	5	2	7	0	0 0 1 23
04 Cox, Demarco c	4	6	0	0	2	2	0	7	7	2	10	0	0 0 0 29
02 Bolden, Chris g	6	11	1	4	0	0	0	4	4	1	13	2	3 0 1 33
10 Jorgenson, Travis g	1	2	0	1	4	4	0	3	3	2	6	3	3 0 2 24
00 Mitchell, Charles	2	5	0	0	0	0	0	1	1	1	4	0	1 0 0 14
05 Heyward, Corey	0	2	0	2	0	0	0	2	2	3	0	0	0 0 0 18
11 Heath, Josh	1	2	0	0	4	6	0	2	2	1	6	2	0 1 0 17
12 Stephens, Quinton	0	1	0	1	0	0	0	0	0	2	0	0	0 0 0 4
32 Doyle, Brooks	0	0	0	0	0	0	0	0	0	0	0	0	0 0 0 1
44 Lammers, Ben	0	0	0	0	0	0	0	1	1	0	0	0	0 0 0 1
TEAM									1	1			
Totals		25	44	2	10	18	22	3	29	32	15	70	10 10 2 7 200
TOTAL FG%	1st Half: 12-21 57.1%	2nd Half: 13-23 56.5%		Game: 56.8%									
3-Pt. FG%	1st Half: 2-4 50.0%	2nd Half: 0-6 0.0%		Game: 20.0%									
F Throw %	1st Half: 8-10 80.0%	2nd Half: 10-12 83.3%		Game: 81.8%									

Miami 14-6, 4-3 ACC		tot-fg 3-pt				rebounds															
Player		f	g	f	a	ft	f	fta	of	de	tot	pf	tp	a	to	b	s	min			
22 Omar Sherman	f	0	5	0	4	0	0	0	1	2	3	1	0	0	1	0	0	18			
23 Tonye Jekiri	c	5	6	0	0	3	4	0	4	5	9	3	13	0	1	0	1	28			
05 Davon Reed	g	3	2	2	2	0	0	4	4	4	3	6	0	0	1	1	1	30			
10 Sheldon McClellan	g	2	7	0	2	2	2	0	0	0	1	6	0	1	0	0	2	30			
13 Angel Rodriguez	g	0	8	0	5	0	0	0	1	1	2	0	5	4	0	0	10	15			
00 Ja'Quan Newton	1	1	0	0	1	2	0	0	0	0	3	3	0	1	0	0	1	7			
01 Deandre Burnett	1	6	1	4	0	0	0	0	0	0	1	3	0	1	0	0	0	8			
02 Joe Thomas	1	1	0	0	1	2	0	2	2	2	2	1	0	0	0	0	0	8			
12 James Palmer	3	6	0	2	0	0	2	2	1	6	0	0	0	0	0	0	0	19			
20 Manu Lecomte	2	6	2	3	0	0	0	0	0	1	6	2	1	0	0	0	0	21			
33 Ivan Cruz-Uceda	2	6	1	4	0	0	1	3	4	0	5	1	0	0	0	0	0	16			
TEAM						2 2 4								1							
Totals		19-55 6 26				6 9				10 19 29				18 50				9 12 1 4 200			
TOTAL FG%		1st Half: 10-30 33.3%				2nd Half: 9-25 36.0%								Game: 34.5%							
3-Pt. FG%		1st Half: 4-17 23.5%				2nd Half: 2-9 22.2%								Game: 23.1%							
F Throw %		1st Half: 2-2 100%				2nd Half: 4-7 57.1%								Game: 66.7%							

Wake Forest 72, Miami 70  
2-11-15Game 24  
Joel Coliseum

Miami 15-9, 5-6		tot-fg 3-pt		rebounds											
Player		fg	fga	fga	fta	fta	of	de	tot	pf	tp	a	to	b	s min
23 Tonye Jekiri	c	3	4	0	0	0	0	3	3	5	6	0	0	0	1 21
00 Ja'Quan Newton	g	2	4	1	1	0	0	0	0	1	5	2	1	0	0 15
05 Davon Reed	g	6	13	2	8	3	4	0	4	3	17	0	0	0	5 36
10 Sheldon McClellan	g	4	9	1	4	2	4	2	6	8	11	5	1	0	0 36
13 Angel Rodriguez	g	3	8	1	4	8	10	1	2	3	4	15	2	3	0 26
02 Joe Thomas	g	0	0	0	0	0	0	0	0	0	1	0	0	0	0 2
12 James Palmer	g	2	4	0	1	2	2	1	2	3	1	6	1	0	0 14
20 Manu Lecomte	g	1	2	1	2	0	0	1	1	1	3	2	2	0	2 26
22 Omar Sherman	g	2	5	1	4	0	0	0	3	3	2	5	2	1	0 20
33 Ivan CruzUceda	g	1	4	0	2	0	0	1	2	3	0	2	0	0	0 4
TEAM									1	1					
Totals		24	53	7	26	15	20	6	23	29	19	70	14	8	200
TOTAL FG%	1st Half: 12-27 48.1%			2nd Half: 11-26 42.3%											
3-Pt. FG%	1st Half: 5-14 35.7%			2nd Half: 2-12 16.7%											
F Throw %	1st Half: 2-4 50.0%			2nd Half: 1-3 33.3%											

Wake Forest 12-13, 4-8		tot-fg 3-pt		rebounds											
Player		fg	fga	fga	fta	fta	of	de	tot	pf	tp	a	to	b	s min
02 Thomas, Devin	f	5	10	0	3	4	1	4	5	3	13	1	6	0	1 30
33 Rountree, Aaron	f	1	2	0	0	0	1	1	2	1	2	3	0	0	0 19
44 Mitoglou, Dinos	f	6	11	6	7	3	5	4	8	3	21	0	1	0	1 30
00 Miller, McIntyre	g	3	9	1	3	1	2	0	6	1	8	7	1	0	1 29
10 Wilbekin, Mitchell	g	3	8	2	6	1	2	0	2	0	9	3	1	0	1 31
01 Jones, Madison	g	0	1	0	0	0	1	3	4	0	1	4	2	0	0 16
11 McClinton, Greg	g	1	3	0	1	0	0	1	0	1	2	0	1	0	0 15
13 Leonard, Darius	g	6	9	2	4	0	2	5	7	2	14	0	1	0	0 14
25 Hudson, Cornelius	g	1	2	1	2	0	0	1	1	1	3	0	1	0	0 14
31 Washington, Andre	g	0	1	0	0	0	0	0	0	1	0	0	0	0	0 2
TEAM									1	1					
Totals		26	56	12	23	8	15	13	24	37	14	72	18	4	200
TOTAL FG%	1st Half: 15-28 53.6%			2nd Half: 11-28 39.3%											
3-Pt. FG%	1st Half: 11-18 61.1%			2nd Half: 1-5 20.0%											
F Throw %	1st Half: 1-3 33.3%			2nd Half: 7-12 58.3%											

Officials: Tim Nestor, Raymond Styons, Brian Dorsey Attendance: 9918

Score by Periods

	1st	2nd	Total
Miami	33	37	70
Wake Forest	42	30	72

Points in the paint-UM 34, WF 26. Points off turnovers-UM 17, WF 8.  
2nd chance points-UM 11, WF 11. Fast break points-UM 4, WF 2.  
Bench points-UM 16, WF 19. Score tied 4 times. Lead changed 8 times.  
Last FG-UM 2nd-01:55, WF 2nd-01:31.  
Largest lead-UM by 4 2nd-03:20, WF by 12 1st-14:55.  
UM led for 05:56, WF led for 32:51. Game was tied for 01:13.

Miami 89, Boston College 86  
2-15-15Game 25  
Conte Forum

Miami 16-9, 6-6		tot-fg 3-pt		rebounds											
Player		fg	fga	fga	fta	fta	of	de	tot	pf	tp	a	to	b	s min
23 Tonye Jekiri	c	2	9	0	0	8	10	5	10	15	4	12	0	4	1 47
05 Davon Reed	g	6	10	3	4	4	6	0	6	4	19	3	1	0	1 45
10 Sheldon McClellan	g	8	15	4	7	4	0	4	4	2	24	3	0	0	0 48
12 James Palmer	g	0	4	0	3	2	0	3	3	2	0	1	1	1	24
13 Angel Rodriguez	g	2	6	0	1	2	2	1	0	1	5	6	3	0	1 26
00 Ja'Quan Newton	g	0	1	0	0	0	0	0	0	0	0	0	0	0	0 2
01 Deandre Burnett	g	3	5	2	4	5	7	1	2	3	1	13	1	2	0 18
02 Joe Thomas	g	0	1	0	0	0	0	1	1	0	0	0	0	0	0 5
20 Manu Lecomte	g	2	5	1	4	5	6	0	2	2	3	10	1	0	0 31
22 Omar Sherman	g	1	1	1	1	0	0	0	0	1	3	0	0	0	0 4
TEAM									1	2					
Totals		24	57	11	24	30	37	8	29	37	23	89	14	11	5 249
TOTAL FG%	1st Half: 9-25 36.0%			2nd Half: 10-20 50.0%											
3-Pt. FG%	1st Half: 4-10 40.0%			2nd Half: 6-10 60.0%											
F Throw %	1st Half: 6-8 75.0%			2nd Half: 12-14 85.7%											

BC 9-15, 1-11		tot-fg 3-pt		rebounds											
Player		fg	fga	fga	fta	fta	of	de	tot	pf	tp	a	to	b	s min
22 Brown, Aaron	f	2	9	0	4	6	8	0	3	3	4	10	4	1	0 41
01 Batten, Dimitri	g	2	7	0	1	3	4	1	2	3	4	7	3	3	0 30
21 Hanlan, Olivier	g	13	26	5	12	1	2	1	7	8	2	32	4	1	0 39
24 Clifford, Dennis	g	3	7	0	0	4	5	0	4	4	10	1	1	1	0 28
33 Heckmann, Patrick	g	4	7	1	2	4	4	4	8	5	13	6	3	3	0 47
00 Owens, Garland	g	2	3	0	0	0	0	1	2	2	4	1	0	0	0 26
04 Odio, Eddie	g	0	0	0	0	0	0	0	0	0	0	0	0	0	0 4
10 Perpiglia, Steve	g	0	0	0	0	0	0	0	0	0	0	0	0	0	0 1
11 Magarity, Will	g	4	7	2	5	0	1	0	3	3	2	10	0	1	0 18
13 Cain, Carney, John	g	0	0	0	0	0	0	0	0	0	0	0	0	0	0 2
23 Dragicevich, Alex	g	0	0	0	0	0	0	0	0	0	0	0	0	0	0 2
TEAM									3	2	5	1			
Totals		30	66	8	24	18	24	10	26	36	27	86	19	11	4 249
TOTAL FG%	1st Half: 10-26 38.5%			2nd Half: 12-22 54.5%											
3-Pt. FG%	1st Half: 5-13 38.5%			2nd Half: 2-7 28.6%											
F Throw %	1st Half: 5-7 71.4%			2nd Half: 12-17 70.6%											

Officials: Louie Andrakakos, John Gaffney, Clarence Armstrong

Technical fouls: Miami-None. Boston College-None.

Attendance: 3813

Score by Periods

	1st	2nd	OT	OT2	Total
Miami	28	38	10	13	89
Boston College	30	36	10	10	86

Points in the paint-UM 24, BC 40. Points off turnovers-UM 9, BC 16.  
2nd chance points-UM 4, BC 8. Fast break points-UM 0, BC 4.  
Bench points-UM 26, BC 14. Score tied 15 times. Lead changed 15 times.  
Last FG-UM OT2-02:27, BC OT2-00:06.  
Largest lead-UM by 6 1st-16:19, BC by 7 2nd-08:27.  
UM led for 16:42, BC led for 21:57. Game was tied for 11:00.

No. 12 Louisville 55, Miami 53  
2-21-15Game 27  
KFC Yum! Center

Miami 17-10, 7-7		tot-fg 3-pt				rebounds									
Player		fg	fga	fgt	fta	of	de	tot	pf	tp	a	to	b	s	min
22 Omar Sherman	f	3	7	1	4	0	1	1	2	7	0	1	1	1	20
23 Tonye Jekiri	c	6	12	0	0	1	3	6	9	15	3	13	1	0	0 34
05 Davon Reed	g	0	2	0	1	0	0	0	2	2	3	0	1	0	0 18
10 Sheldon McClellan	g	7	13	3	6	0	1	3	4	1	17	2	0	0	1 37
13 Angel Rodriguez	g	1	12	1	5	2	2	3	4	3	5	4	4	0	1 38
01 Deandre Burnett	g	3	4	1	1	2	2	0	0	1	9	0	2	0	0 16
02 Joe Thomas	g	0	0	0	0	0	0	1	0	1	0	0	0	0	0 5
12 James Palmer	g	0	0	0	0	0	0	0	0	0	0	0	0	0	0 3
20 Manu Lecomte	g	1	2	0	0	0	0	1	0	1	0	2	0	4	0 9
33 Ivan CruzUceda	g	0	4	0	2	0	0	1	4	5	1	0	1	0	1 20
TEAM						1									
Totals		21 56 6 19				5 7 12 22 34 15 53				9 13 2 4 200					
TOTAL FG%		1st Half: 12-29 41.4%				2nd Half: 9-27 33.3%				Game: 37.5%					
3-Pt. FG%		1st Half: 4-9 44.4%				2nd Half: 2-10 20.0%				Game: 31.6%					
F Throw %		1st Half: 1-2 50.0%				2nd Half: 4-5 80.0%				Game: 71.4%					

**Miami 67, Pittsburgh 63**  
**Game 30**  
**3-4-15 Petersen Events Center**

Miami 19-11, 9-8		tot-fg 3-pt				rebounds											
Player		f	g	fga	fgt	fta	of	de	tot	pf	tp	a	to	b	s	min	
33 Ivan CruzUceda	f	2	4	1	2	0	1	2	3	0	5	0	0	0	0	9	
23 Tonye Jekiri	c	4	7	0	0	2	2	7	4	11	3	1	2	0	0	37	
05 Davon Reed	g	7	8	3	3	2	1	2	3	1	19	3	0	2	0	33	
10 Sheldon McClellan	g	6	16	1	4	7	2	2	4	2	20	4	2	0	1	38	
20 Manu Lecomte	g	2	3	1	1	2	0	1	1	1	7	1	1	0	0	18	
00 Ja'Quan Newton	g	2	8	0	0	2	0	3	3	1	4	1	0	0	0	33	
01 Deandre Burnett	g	0	5	0	1	2	0	2	2	1	2	0	0	1	1	18	
02 Joe Thomas	g	0	0	0	0	0	0	0	0	0	0	0	0	0	0	3	
12 James Palmer	g	0	2	0	1	0	0	0	0	2	0	0	1	0	0	6	
22 Omar Sherman	g	0	1	0	0	0	0	0	0	1	0	0	0	0	0	5	
TEAM																	
Totals		23	54	6	12	15	13	20	33	12	67	10	7	1	4	200	
TOTAL FG% 1st Half: 12-31 38.7% 2nd Half: 11-23 47.8% Game: 42.6%																	
3-Pt. FG% 1st Half: 3-9 33.3% 2nd Half: 3-3 100% Game: 50.0%																	
FThrow % 1st Half: 2-3 66.7% 2nd Half: 13-15 86.7% Game: 83.3%																	

PITT 19-12, 8-9		tot-fg 3-pt				rebounds											
Player		f	g	fga	fgt	fta	of	de	tot	pf	tp	a	to	b	s	min	
01 Jamel Artis	f	5	14	2	9	2	2	3	3	6	1	14	1	3	1	0	36
02 Michael Young	f	9	13	0	0	4	4	3	7	2	22	4	2	0	0	0	35
11 Derrick Randall	c	0	1	0	0	0	0	0	0	0	1	0	0	0	0	0	2
00 James Robinson	g	2	5	1	3	0	0	3	3	4	5	6	1	0	1	0	36
03 Cameron Wright	g	5	8	0	0	1	2	0	3	3	4	11	5	1	1	1	31
12 Chris Jones	g	0	3	0	2	0	0	1	1	2	3	0	0	0	1	0	19
13 Josh Newkirk	g	0	3	0	2	0	0	0	3	3	0	0	0	1	0	0	9
15 A Phillips-Nwankwo	g	0	0	0	0	0	0	1	1	2	0	0	0	0	0	0	6
21 Sheldon Jeter	g	4	7	3	5	0	0	1	1	2	1	11	2	0	1	1	26
TEAM									2	2							
Totals		25	54	6	21	7	8	10	20	30	16	63	18	8	5	2	200
TOTAL FG%		1st Half: 13-25 52.0%				2nd Half: 12-29 41.4%				Game: 46.3%							
3-Pt. FG%		1st Half: 4-10 40.0%				2nd Half: 2-11 18.2%				Game: 28.6%							
F Throw %		1st Half: 3-4 75.0%				2nd Half: 4-4 100%				Game: 87.5%							

Officials: Mike Eades(R), Sean Hull, Lamar Simpson  
Technical fouls: Miami-None. Pittsburgh-None. Attendance: 10549  
**Score by Periods**  
Miami 29 38 67  
PITT 33 30 63

Points in the paint-UM 26,UP 22. Points off turnovers-UM 9,UP 4.  
2nd chance points-UM 10,UP 9. Fast break points-UM 4,UP 7.  
Bench points-UM 6,UP 11. Score tied-4 times. Lead changed-6 times.  
Last FG-UM 2nd-01:20, UP 2nd-00:09.  
Largest lead-UM by 7 1st-17:07, UP by 6 1st-05:59.  
UM led for 13:11. UP led for 20:24. Game was tied for 06:25.

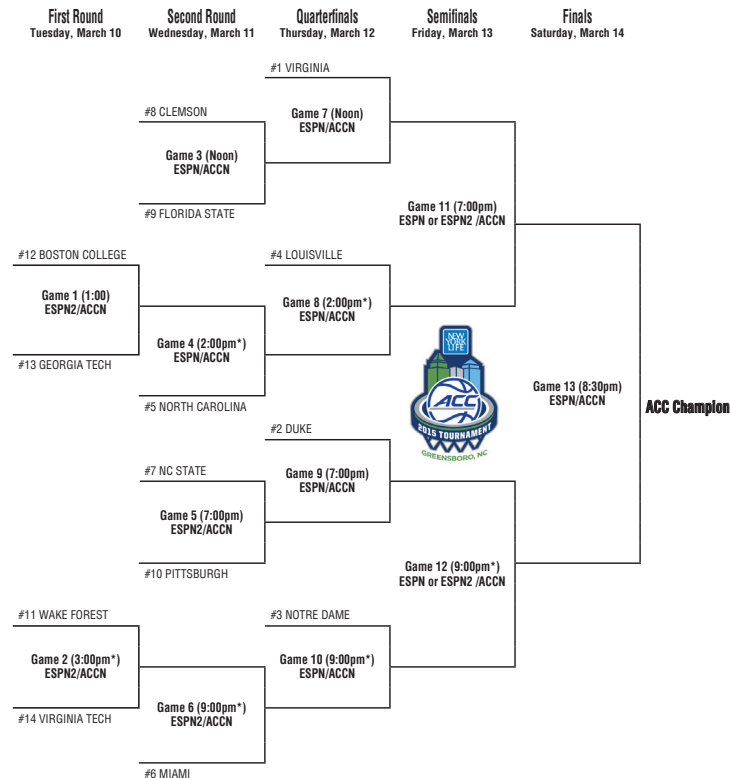
**Miami 82, Virginia Tech 61**  
**Game 31**  
**3-7-15 Cassell Coliseum**

Miami 20-11, 10-8		tot-fg 3-pt				rebounds										
Player		fg	fga	fga	ft	fta	of	de	tot	pf	tp	a	to	b	s	min
23 Tonye Jekiri	c	1	4	0	0	2	2	1	2	3	0	4	1	2	0	16
05 Davon Reed	g	1	3	1	1	2	1	4	5	3	4	2	1	1	2	30
10 Sheldon McClellan	g	2	8	0	4	12	1	3	4	1	6	5	1	2	12	35
12 James Palmer	g	5	10	5	5	22	3	1	4	2	17	1	1	0	0	27
20 Manu Lecomte	g	6	8	5	6	3	4	0	1	1	4	20	0	0	0	24
00 Ja'Quan Newton	g	2	6	0	1	4	4	0	4	4	1	8	3	1	0	22
01 Deandre Burnett	g	1	5	0	3	0	0	1	2	3	2	3	0	0	0	20
11 Mike Fernandez	g	0	0	0	0	0	0	0	0	0	0	0	0	0	0	1
22 Omar Sherman	g	1	1	1	1	0	0	0	0	0	3	0	0	0	0	2
33 Ivan CruzUceda	g	7	11	3	4	1	1	2	3	5	3	18	0	1	0	22
35 Chris Stowell	g	0	0	0	0	0	0	0	0	0	0	0	0	0	0	1
TEAM									2	2						
Totals		26	56	15	25	157	11	20	31	16	82	15	7	3	6	200
TOTAL FG%	1st Half:	17-30	56.7%	2nd Half:	9-26	34.6%	Game:	46.4%								
3-Pt. FG%	1st Half:	10-16	62.5%	2nd Half:	5-9	55.6%	Game:	60.0%								
FThrow %	1st Half:	2-2	100%	2nd Half:	13-15	86.7%	Game:	88.2%								

VT 10-21, 2-16		tot-fg 3-pt					rebounds									
	Player	f	g	fga	fg	fta	of	de	tot	pf	tp	a	b	s	min	
22	Beyer,Christian	1	1	0	0	0	0	1	1	3	2	0	1	0	10	
03	Smith,Adam	g	1	6	0	2	1	3	0	0	0	1	3	0	18	
11	Wilson,Devin	g	0	1	0	0	0	0	1	1	0	0	1	0	20	
13	Hill,Ahmed	g	6	11	0	1	5	5	1	3	4	1	1	0	35	
25	Johnston,Will	g	1	3	1	3	0	0	4	4	0	3	0	0	18	
00	Shane Henry	g	0	0	0	0	0	0	1	1	0	0	0	0	6	
01	Muller,Malik	g	1	2	1	2	0	0	2	2	1	3	2	1	13	
10	Bibbs,Justin	g	4	10	2	4	1	2	0	1	3	11	1	1	30	
21	Pierce,Satchel	g	5	8	0	0	3	4	3	7	4	13	0	3	21	
23	Hudson,Jalen	g	3	6	2	3	1	3	0	1	1	2	9	4	26	
TEAM									3	2	5					
Totals			22	48	6	15	11	17	8	19	27	15	61			
TOTAL FG%		1st Half:	7-20 35.0%				2nd Half:	15-28 53.6%				Game: 45.8%				
3-Pt. FG%		1st Half:	1-5 20.0%				2nd Half:	5-10 50.0%				Game: 40.0%				
FThrow %		1st Half:	3-7 42.9%				2nd Half:	8-10 80.0%				Game: 64.7%				


Officials: Jerry Heater, Dwayne Gladden, Sean Casady  
Technical fouls: Miami-None. Virginia Tech-None. Attendance: 5421  
**Score by Periods**  
Miami 46 36 82  
Virginia Tech 18 43 61

Points in the paint-UM 18,VT 26. Points off turnovers-UM 19,VT 6.  
2nd chance points-UM 15,VT 6. Fast break points-UM 2,VT 2.  
Bench points-UM 31,VT 36. Score tied-0 times. Lead changed-2 times.  
Last FG-UM 2nd-00:45, VT 2nd-00:14.  
Largest lead-UM by 30 2nd-12:28, VT by 1 1st-18:09.  
UM led for 39:08. VT led for 00:26. Game was tied for 00:26.

**2015 New York Life ACC Tournament****March 10-14, 2015 - Greensboro (N.C.) Coliseum**

\*Denotes approximate game time





# DEANDRE BURNETT

Redshirt Freshman | Guard | 6-2 | 195

1

Miami, Fla. | Carol City HS | Massanutten Military Academy (Va.)

## Burnett Season Highs

### Points

Season: 21, vs. Green Bay, 12/6/14  
ACC: 13, at Boston College, 2/16/15

### Rebounds

Season: 8, vs. Illinois, 12/2/14  
ACC: 3 (2x) last at Virginia Tech, 3/7/15

### Assists

Season: 4, vs. Charleston, 12/30/14  
ACC: 3, at Virginia Tech, 3/7/15

### Steals

Season: 2 (2x) last vs. Eastern Ky., 12/19/14  
ACC: 1 (2x) last at Pittsburgh, 3/4/15

### Blocked Shots

Season: 1 (4x) last vs. Boston College, 1/10/15  
ACC: 1 (2x) last at Pittsburgh, 3/4/15

### Field Goals

Season: 8, vs. Green Bay, 12/6/14  
ACC: 5, vs. Virginia, 01/03/15

### Field Goal Attempts

Season: 16 (2x) last vs. Green Bay, 12/6/14  
ACC: 9, vs. Virginia, 01/03/15

### Free Throws

Season: 5, at Boston College, 2/16/15  
ACC: 5, at Boston College, 2/16/15

### Free Throw Attempts

Season: 7, at Boston College, 2/16/15  
ACC: 7, at Boston College, 2/16/15

### 3-Point Field Goals

Season: 3 (3x) last vs. Eastern Ky., 12/19/14  
ACC: 2 (2x) last at Boston College, 2/16/15

### 3-Point Field Goal Attempts

Season: 10, vs. Illinois, 12/2/14  
ACC: 5, vs. Virginia, 01/03/15

### Minutes

Season: 33, vs. Virginia, 01/03/15  
ACC: 33, vs. Virginia, 01/03/15

"There's basketball terminology to describe Deandre to a tee — two words: Bucket getter. He gets buckets. He just knows how to score." — Coach L

- Name is Deandre, but goes by Dre.
- Scorer's DNA.
- Attack mentality off the dribble.
- A pure scorer who can fill it up from deep, knock down medium range jumpers, drive to the basket, hit floaters, and also finish in transition.
- Loves the gym and working on his game; wants to be a great player.
- Throws his body into gaps and creates contact. Crafty and strong.
- Possesses an array of shots — layup, floater, pull up jumper, 3-pointer.
- Max bench: 315, up 85 pounds since his arrival. 185 Bench: 20x.
- Took advantage of redshirt year, and made both himself and others better.
- 2012 Parade All-American.
- In 2013-14 scored 16 points in 22 minutes in the exhibition game, then injured wrist before regular season opener, forcing redshirt season.
- In Spain in August 2014, was the team's second-leading scorer at 14.3 ppg in four contests.
- As a high school senior, averaged 37 ppg, 5 apg and 6 rpg.
- Dropped 25 points and dished 11 assists against Hialeah, when Coach L was watching in the stands.
- Notched 45 points three times in his final prep season.
- Brother Dalvin Cook is a freshman football player at Florida State.
- Favorites: Food: Chicken Ramen Noodles. Pro athlete: Dwyane Wade. Cuban dish: Rice and beans. Quote: Only the strong survive. Ice cream: Vanilla.
- Best advice received: Never give up. Why UM: To stay close to my family in Miami. Started playing basketball: Ninth grade. Dream job: Basketball analyst. Favorite UM athlete: Sean Taylor.


**High School:** A 2012 *Parade All-American*, one of only two players from the state of Florida and one of five Atlantic Coast Conference recruits to earn the honor ... Third in the nation in scoring as a high school senior ... As a senior, averaged 37 ppg, 5 apg, and 6 rpg ... Notched 45 points three times in his final prep season ... Recorded 25 points and 11 assists in first game Coach L saw him play ... Class AA Player of the Year ... All-state ... First team Miami-Dade County ... As a junior, averaged 28 ppg ... Played for Barry Robinson at Carol City High School ... Earned varsity letters all four years ... On academic honor roll ... Played final year at Massanutten Military Academy in Virginia.

**Personal:** Name is Deandre, but goes by Dre ... Born Deandre Jammal Burnett on January 29, 1994 in Miami ... Son of Varondria Burnett and James Cook ... Brother to Dalvin, James, Daneisha, Jamiya, and Jameisha ... Brother Dalvin Cook is a freshman football player at Florida State ... Grew up a Canes fan ... Also recruited by South Carolina, Ole Miss, Marshall, Virginia, and La Salle ... Majoring in sports administration ... Played AAU for Team U ... Larrañaga's third signee from the state of Florida, joining former Hurricane Shane Larkin (Dr. Phillips) and current junior Tonye Jekiri (Champagnat).

## BURNETT CAREER STATISTICS

Season	GP	GS	Min.	Avg.	FG	FGA	Pct.	3-Point FG	3-Point FGA	3-Point Pct.	Free Throws FT	Free Throws FTA	Free Throws Pct.	Off.	Rebounds Def.	Rebounds Tot.	Avg.	PF	FO	Ast.	TO	Blk	Stl	Scoring Pts.	Avg.
2014-15	21	3	355	16.9	46	129	.357	20	70	.286	29	41	.707	11	35	46	2.2	21	0	13	19	4	8	141	6.7

BURNETT 2014-15			TOTAL			3-PTS			FREE THROWS			REBOUNDS													
Opponent	Date	GS	Min	FG	FGA	Pct	3FG	FGA	Pct	FT	FTA	Pct	Off	Def	Tot	Avg	PF	FO	A	TO	Blk	Stl	Pts	Avg	
HOWARD	11-14-14		20	2	11	.182	1	3	.333	4	4	1.000	1	3	4	4.0	2	0	1	2	0	1	9	9.0	
at Florida	11-17-14		6	1	2	.500	0	1	.000	0	0	.000	0	0	0	2.0	0	0	0	0	0	0	2	5.5	
SOUTH ALABAMA	11-28-14		16	4	9	.444	2	4	.500	0	0	.000	1	1	2	2.0	0	0	0	0	1	0	10	7.0	
ILLINOIS	12-02-14		24	7	16	.438	3	10	.300	2	2	1.000	1	7	8	3.5	0	0	0	0	0	1	19	10.0	
GREEN BAY	12-06-14		29	8	16	.500	3	8	.375	2	4	.500	1	2	3	3.4	1	0	0	1	1	2	21	12.2	
SAVANNAH STATE	12-08-14		15	1	4	.250	0	1	.000	2	2	1.000	1	1	2	3.2	0	0	0	2	0	0	4	10.8	
EASTERN KENTUCKY	12-19-14		24	3	9	.333	3	8	.375	0	0	.000	1	4	5	3.4	1	0	0	1	0	2	9	10.6	
vs Providence	12-22-14		18	1	4	.250	0	2	.000	1	4	.250	2	3	5	3.6	1	0	0	1	0	0	3	9.6	
CHARLESTON	12-30-14		20	1	6	.167	1	5	.200	4	6	.667	0	4	4	3.7	1	0	4	0	0	0	7	9.3	
VIRGINIA	01-03-15		33	5	9	.556	2	5	.400	0	1	.000	0	2	2	3.5	2	0	0	0	0	0	12	9.6	
BOSTON COLLEGE	01-10-15	*	23	2	7	.286	1	4	.250	2	3	.667	0	0	0	3.2	2	0	2	1	1	0	7	9.4	
at Duke	01-13-15	*	8	0	1	.000	0	1	.000	1	2	.500	0	0	0	2.9	1	0	0	1	0	0	1	8.7	
at Notre Dame	01-17-15	*	6	0	0	.000	0	0	.000	0	0	.000	0	1	1	2.8	1	0	0	2	0	0	0	8.0	
GEORGIA TECH	01-28-15		8	1	6	.167	1	4	.250	0	0	.000	0	0	0	2.6	1	0	0	1	0	0	3	7.6	
at Boston College	02-16-15		18	3	5	.600	2	4	.500	5	7	.714	1	2	3	2.6	1	0	1	2	0	1	13	8.0	
VIRGINIA TECH	02-18-15		17	0	3	.000	0	2	.000	2	2	1.000	1	0	1	2.5	1	0	2	2	0	0	2	7.6	
at Louisville	02-21-15		16	3	4	.750	1	1	1.000	2	2	1.000	0	0	0	2.4	1	0	0	2	0	0	9	7.7	
FLORIDA STATE	02-25-15		11	0	2	.000	0	1	.000	0	0	.000	0	0	0	2.2	0	0	0	0	0	0	0	7.3	
NORTH CAROLINA	02-28-15		5	3	5	.600	0	2	.000	0	0	.000	0	1	1	2.2	2	0	0	1	0	0	6	7.2	
at PITT	03-04-15		18	0	5	.000	0	1	.000	2	2	1.000	0	2	2	2.2	1	0	0	0	1	1	2	7.0	
at Virginia Tech	03-07-15		20	1	5	.200	0	3	.000	0	0	.000	1	2	3	2.2	2	0	3	0	0	0	2	6.7	



# IVAN CRUZ UCEDA

Junior | Forward | 6-10 | 237

33

Madrid, Spain | Harcum College (Pa.)

- First name Ivan is pronounced E-von. Born in Madrid, Spain. First language is Spanish.
- European style game; Vlade Divac type of player.
- Inside-outside threat.
- Clever player. Will beat guys with his intelligence and skill.
- Very good passer.
- Transforming his body, getting leaner and stronger. Never consistently lifted weights before coming to Miami.
- Max bench: 235. 185 Bench: 9x.
- Good instincts for offensive situations.
- Did not speak English before attending Harcum College.
- All-American (H.M.) and All-National Tournament Team at Harcum.
- Set school record for rebounds in game (29) and career (635) at Harcum.
- Averaged 14.6 points, 9.6 rebounds, 2.0 assists, 1.1 steals and 1.1 blocks per game at Harcum.
- Helped lead Harcum to the junior college national semifinals.
- Holds season record for 3-point percentage (45.5%).
- Favorites: Food: Cocido (chickpea-based stew from Madrid, Spain). Music: 80s Music, Otis Redding, Marvin Gaye. Movie: Gladiator. Book: Drazen Petrovic book. Pro athlete: Larry Bird. Cuban dish: Rice and beans with fried plantains.
- Biggest fear: Insects. Best advice received: Believe in yourself. Why UM: Coaches and location. Started playing basketball: 12 years old.

## Harcum College

Ranked No. 55 overall by ESPN ... All-American (H.M.) ... All-National Tournament Team ... Averaged 14.6 points, 9.6 rebounds, 2.0 assists, 1.1 steals and 1.1 blocks in 23.3 minutes per game in second season ... Hit 62.5 percent from field, 45.5 percent from long range and 72.4 percent at line ...

Advanced to NJCAA Division I National Semifinals in Hutchinson, Kan., marking first final four appearance in school history ... In NJCAA Region XV Championship, hit 15 of team-best 21 points from behind 3-point line, making five of 10 tries, and grabbed 12 rebounds ... Set school record for rebounds in game (29) and career (635) ... Fourth-highest scorer in Harcum history with 957 points, sixth in blocked shots (76) ... Holds season record for 3-point percentage (45.5%) ... Honors Society.

## Personal

First name Ivan is pronounced E-von ... Born Oct. 24, 1991 in Madrid, Spain ... Son of Jose Gabriel Cruz and Pilar Uceda ... Brother to Maria ... Father played pro basketball for Club Deportivo Cajamadrid in Spain ... Majoring in sports management ... Attended Giner de los Rios high school ... Played basketball for Estudiantes in Spain where he averaged 12 points and seven rebounds per game ... Also played for Club Baloncesto Alcobendas, Colegio Brains, Club Baloncesto Las Rozas ... Also recruited by Marquette, Ohio State, Penn State and Villanova.

## Cruz Uceda Season Highs

### Points

Season: 18, at Virginia Tech, 3/7/15  
ACC: 18, at Virginia Tech, 3/7/15

### Rebounds

Season: 5 (4x) last at Virginia Tech, 3/7/15  
ACC: 5 (4x) last at Virginia Tech, 3/7/15

### Assists

Season: 1 (3x) last at Louisville, 2/21/15  
ACC: 1 (3x) last at Louisville, 2/21/15

### Steals

Season: 2, vs. Louisville, 2/3/15  
ACC: 2, vs. Louisville, 2/3/15

### Blocked Shots

Season: 1, vs. Louisville, 2/3/15  
ACC: 1, vs. Louisville, 2/3/15

### Field Goals

Season: 7, at Virginia Tech, 3/7/15  
ACC: 7, at Virginia Tech, 3/7/15

### Field Goal Attempts

Season: 11, at Virginia Tech, 3/7/15  
ACC: 11, at Virginia Tech, 3/7/15

### Free Throws

Season: 5, vs. Florida State, 2/25/15  
ACC: 5, vs. Florida State, 2/25/15

### Free Throw Attempts

Season: 6, vs. Florida State, 2/25/15  
ACC: 6, vs. Florida State, 2/25/15

### 3-Point Field Goals

Season: 3 (3x) last at Virginia Tech, 3/7/15  
ACC: 3 (3x) last at Virginia Tech, 3/7/15

### 3-Point Field Goal Attempts

Season: 7, vs. North Carolina, 2/28/15  
ACC: 7, vs. North Carolina, 2/28/15

### Minutes


Season: 25, vs. North Carolina, 2/28/15  
ACC: 25, vs. North Carolina, 2/28/15

## CRUZ UCEDA CAREER STATISTICS

Season	GP	GS	Min.	Avg.	FG	FGA	Pct.	3-Point	3-Point	Pct.	Free Throws	Free Throws	Pct.	Off.	Rebounds	Rebounds	Avg.	PF	FO	Ast.	TO	Blk	Stl	Scoring	Scoring
								FG	FGA		FT	FTA			Def.	Tot.								Pts.	Avg.

2014-15	14	1	194	13.9	23	62	.371	13	39	.333	10	13	.769	12	31	43	3.1	12	0	3	8	1	5	69	4.9
---------	----	---	-----	------	----	----	------	----	----	------	----	----	------	----	----	----	-----	----	---	---	---	---	---	----	-----

CRUZ UCEDA 2014-15		TOTAL				3-PTS		FREE THROWS			REBOUNDS													
Opponent	Date	GS	Min	FG	FGA	Pct	3FG	FGA	Pct	FT	FTA	Pct	Off	Def	Tot	Avg	PF	FO	A	TO	Blk	Stl	Pts	Avg
at Notre Dame	01-17-15	3	1	2	.500	0	0	.000	0	0	.000	0	0	0	0	0.0	0	0	0	0	0	0	2	2.0
NC STATE	01-22-15	12	1	4	.250	0	3	.000	0	0	.000	0	2	2	1.0	0	0	0	3	0	0	2	2.0	
at Syracuse	01-24-15	19	1	2	.500	1	2	.500	0	0	.000	0	5	5	2.3	2	0	1	1	0	0	3	2.3	
GEORGIA TECH	01-28-15	16	2	6	.333	1	4	.250	0	0	.000	1	3	4	2.8	0	0	1	0	0	0	5	3.0	
at Florida State	02-01-15	8	1	3	.333	0	2	.000	0	0	.000	0	1	1	2.4	3	0	0	0	0	0	2	2.8	
LOUISVILLE	02-03-15	23	1	4	.250	1	3	.333	1	2	.500	1	3	4	2.7	0	0	0	2	1	2	4	3.0	
CLEMSON	02-08-15	11	3	8	.375	3	6	.500	1	2	.500	3	2	5	3.0	0	0	0	0	0	0	10	4.0	
at Wake Forest	02-11-15	4	1	4	.250	0	2	.000	0	0	.000	1	2	3	3.0	0	0	0	0	0	0	2	3.8	
VIRGINIA TECH	02-18-15	3	0	0	.000	0	0	.000	0	0	.000	0	1	1	2.8	0	0	0	0	0	0	0	3.3	
at Louisville	02-21-15	20	0	4	.000	0	2	.000	0	0	.000	1	4	5	3.0	1	0	1	1	0	1	0	3.0	
FLORIDA STATE	02-25-15	19	0	3	.000	0	2	.000	5	6	.833	1	2	3	3.0	2	0	0	0	0	0	5	3.2	
NORTH CAROLINA	02-28-15	25	3	7	.429	3	7	.429	2	2	1.000	1	1	2	2.9	1	0	0	0	0	1	11	3.8	
at PITT	03-04-15	*	9	2	4	.500	1	2	.500	0	0	.000	1	2	3	2.9	0	0	0	0	0	5	3.9	
at Virginia Tech	03-07-15	22	7	11	.636	3	4	.750	1	1	1.000	2	3	5	3.1	3	0	0	1	0	1	18	4.9	



# TONYE JEKIRI

Junior | Center | 7-0 | 244

23

Hialeah, Fla. | Champagnat Catholic School (Fla.) | Port Harcourt, Nigeria

Gildan Charleston Classic All-Tournament Team  
ACSM 2015 All-ACC Defensive Team 2014-15 All-ACC Basketball Team, H.M.

"Tonye is playing with a lot more confidence than he did last season" — Coach L

- Only remaining player from the 2013 ACC Championship and NCAA Sweet 16 team, after 10 graduated and one player jumped to the NBA.
- Has only played basketball for five years after moving from Nigeria to South Florida in September 2010 to begin hoops career. Previously played soccer in Africa, but his height led him to hoops.
- Gained 30 pounds from arrival on campus freshman year.
- Terrific learner who picks up concepts quickly.
- Good passer for his size.
- One of three players returning from the 2013-14 squad.
- Rebounder and shot blocker who is developing his offensive game.
- Can play with back to basket or step out for a 15-17-foot jump shot.
- Runs the floor like a guard and has unstoppable motor. Exceptionally fast and athletically gifted for a big man.
- Saints fan because of former Hurricane Jimmy Graham.
- Second Florida recruit in Larrañaga era, following Shane Larkin.
- First time he saw snow was on a roadtrip to UMass on Dec. 1, 2012, during freshman season.
- Acclimated himself well from Nigeria to U.S. culture.
- Chose jersey number 23 because July 23 is birthday.
- Approach vertical: 37. • 185 Bench: 14x.
- Favorites: Food: Rice & chicken. Basketball movie: Love & Basketball. Sport besides basketball: Soccer.
- Why UM: The coaching staff.
- Jekiri on his arrival in the United States: "I remember I took a shower, was wondering where the water was coming from. In Africa you go fetch it with a bucket, or you see a tank that stores the water at the back of the house. Over here I was asking where the water was coming from. I kept looking because I'd been in the shower for so long and the water just kept coming out, didn't run out. That was one thing I was shocked about it."

**High School:** Rated the 17th-best center in the country by ESPN.com and No. 13 by Scout.com ... Averaged 20 points, 12 rebounds and 5 blocks per game as a senior ... Notched 45 points and 20 rebounds in regional semifinals and 18 points, 14 rebounds and six blocks in regional finals ... Led his team to the 2A state title game ... First team 2011-12 Boys Class 2A All-State Team ... First Team All-FHSAA Tournament at state championships ... Orlando Sentinel's 2011-12 All-Florida boys basketball team ... Averaged 14 points and 10 rebounds per game as a junior with Champagnat, his first year of organized hoops ... Team MVP ... Team captain ... On the AAU circuit, played for Team Breakdown ... Dominated at the Source Hoops Elite Camp and led Team Breakdown to championships in the Breakdown Hoops Festival and the Big Shots Myrtle Beach I ... Can play with his back to the basket or step out for a 10-12-foot shot ... Runs the floor like a guard and has an unstoppable motor.

**Personal:** Born July 23, 1994 in Nigeria ... Given name is Tonye Frank Jekiri (TAHN-yay Jay-KEER-EE) ... Son of Emilina and Frank ... Brother to Tammie, Omiebi and Boma ... Majoring in sports administration ... Chose his jersey number 23 because July 23 is his birthday ... Originally from Nigeria, Jekiri moved to South Florida in September 2010 to begin his basketball career ... Previously played soccer ... Chose Miami over considerations from Virginia Tech, Clemson, Florida State, Auburn, Vanderbilt and Alabama ... Jekiri was Larrañaga's second recruit from the state of Florida, joining former Canes PG Shane Larkin from Orlando, Fla.

## Jekiri Season / Career Highs

### Points

Season: 15, vs. Virginia Tech, 2/18/15  
Career: 15 (2x) last vs. Virginia Tech, 2/18/15  
ACC: 15 (2x) last vs. Virginia Tech, 2/18/15

### Rebounds

Season: 17, vs. Clemson, 2/8/15  
Career: 17, vs. Clemson, 2/8/15  
ACC: 17, vs. Clemson, 2/8/15

### Assists

Season: 8, vs. South Alabama, 11/28/14  
Career: 8, vs. South Alabama, 11/28/14  
ACC: 4, vs. Syracuse, 1/25/14

### Steals

Season: 4, at Duke, 1/13/15  
Career: 4, at Duke, 1/13/15  
ACC: 4, at Duke, 1/13/15

### Blocked Shots

Season: 5 (2x) last vs. Clemson, 2/8/15  
Career: 5 (2x) last vs. Clemson, 2/8/15  
ACC: 5, vs. Clemson, 2/8/15

### Field Goals

Season: 6 (2x) last at Louisville, 2/21/15  
Career: 6 (2x) last at Louisville, 2/21/15  
ACC: 6, (2x) last at Louisville, 2/21/15

### Field Goal Attempts

Season: 14, vs. Louisville, 2/3/15  
Career: 14, vs. Louisville, 2/3/15  
ACC: 14, vs. Louisville, 2/3/15

### Free Throws

Season: 8, at Boston College, 2/16/15  
Career: 8, at Boston College, 2/16/15  
ACC: 8, at Boston College, 2/16/15

### Free Throw Attempts

Season: 10, at Boston College, 2/16/15  
Career: 10, at Boston College, 2/16/15  
ACC: 10, at Boston College, 2/16/15

### 3-Point Field Goals

Season: --  
Career: --  
ACC: --

### 3-Point Field Goal Attempts

Season: --  
Career: --  
ACC: --

### Minutes

Season: 47, at Boston College, 2/16/15  
Career: 47, at Boston College, 2/16/15  
ACC: 47, at Boston College, 2/16/15


## JEKIRI CAREER STATISTICS

Season	GP	GS	Min.	Avg.	FG	FGA	Pct.	FG	FGA	Pct.	FT	FTA	Pct.	Off.	Def.	Tot.	Avg.	PF	FO	Ast.	TO	Blk	Stl	Pts.	Avg.
2012-13	34	0	235	6.9	18	35	.514	0	0	.000	11	20	.550	28	27	55	1.6	35	0	4	11	11	7	47	1.4
2013-14	33	16	705	21.4	57	125	.456	0	0	.000	25	43	.581	67	113	180	5.5	87	5	22	31	29	21	139	4.2
2014-15	31	31	952	30.7	102	200	.510	0	0	.000	61	84	.726	100	217	317	10.2	93	4	38	46	47	19	265	8.5
TOTAL	98	47	1892	19.3	177	360	.492	0	0	.000	97	147	.660	195	357	552	5.6	215	9	64	88	87	47	451	4.6

## JEKIRI 2014-15

Opponent	Date	GS	Min	FG	FGA	Pct	3FG	FGA	Pct	FT	FTA	Pct	Off	Def	Tot	Avg	PF	FO	A	TO	Blk	Stl	Pts	Avg
HOWARD	11-14-14	*	26	2	6	.333	0	0	.000	2	2	1.000	5	6	11	11.0	5	1	1	1	1	1	6	6.0
at Florida	11-17-14	*	28	2	4	.500	0	0	.000	4	4	1.000	3	5	8	9.5	4	0	1	2	3	1	8	7.0
vs Drexel	11-20-14	*	29	4	9	.444	0	0	.000	0	0	.000	3	10	13	10.7	3	0	4	2	2	0	8	7.3
vs Akron	11-21-14	*	34	4	10	.400	0	0	.000	0	0	.000	7	9	16	12.0	4	0	0	2	4	0	8	7.5
vs Charlotte	11-23-14	*	36	3	5	.600	0	0	.000	5	5	1.000	2	5	7	11.0	2	0	1	0	2	0	11	8.2
at Charlotte	11-25-14	*	32	2	3	.667	0	0	.000	0	2	.000	5	8	13	11.3	5	1	1	1	1	0	4	7.5
SOUTH ALABAMA	11-28-14	*	30	4	7	.571	0	0	.000	5	6	.833	2	6	8	10.9	3	0	8	2	5	0	13	8.3
ILLINOIS	12-02-14	*	29	3	6	.500	0	0	.000	0	0	.000	3	6	9	10.6	4	0	2	1	2	0	6	8.0
GREEN BAY	12-06-14	*	29	1	2	.500	0	0	.000	0	0	.000	1	2	3	9.8	2	0	1	1	1	0	2	7.3
SAVANNAH STATE	12-08-14	*	27	4	6	.667	0	0	.000	0	2	.000	1	8	9	9.7	1	0	3	2	1	1	8	7.4
EASTERN KENTUCKY	12-19-14	*	18	0	1	.000	0	0	.000	2	2	1.000	0	6	6	9.4	2	0	0	1	0	1	2	6.9
vs Providence	12-22-14	*	35	4	7	.571	0	0	.000	4	4	1.000	3	7	10	9.4	2	0	2	3	0	1	12	7.3
CHARLESTON	12-30-14	*	18	4	6	.667	0	0	.000	0	2	.000	0	8	8	9.3	4	0	1	2	1	0	8	7.4
VIRGINIA	01-03-15	*	39	4	8	.500	0	0	.000	0	1	.000	4	8	12	9.5	5	1	3	1	0	2	8	7.4
BOSTON COLLEGE	01-10-15	*	36	5	7	.714	0	0	.000	3	6	.500	1	14	15	9.9	2	0	0	2	3	1	13	7.8
at Duke	01-13-15	*	37	3	5	.600	0	0	.000	4	6	.667	2	8	10	9.9	3	0	0	2	1	4	10	7.9
at Notre Dame	01-17-15	*	24	4	9	.444	0	0	.000	0	0	.000	4	9	13	10.1	2	0	0	0	0	0	8	7.9
NC STATE	01-22-15	*	34	2	3	.667	0	0	.000	2	2	1.000	1	9	10	10.1	3	0	0	1	1	0	6	7.8
at Syracuse	01-24-15	*	36	5	10	.500	0	0	.000	3	3	1.000	6	9	15	10.3	4	0	1	2	3	0	13	8.1
GEORGIA TECH	01-28-15	*	28	5	6	.833	0	0	.000	3	4	.750	4	5	9	10.3	3	0	0	1	0	1	13	8.4
at Florida State	02-01-15	*	31	2	6	.333	0	0	.000	0	0	.000	2	3	5	10.0	4	0	0	0	1	1	4	8.1
LOUISVILLE	02-03-15	*	32	5	14	.357	0	0	.000	0	0	.000	6	4	10	10.0	2	0	2	1	0	0	10	8.2
CLEMSON	02-08-15	*	34	3	7	.429	0	0	.000	0	0	.000	5	12	17	10.3	2	0	2	3	5	0	6	8.1
at Wake Forest	02-11-15	*	21	3	4	.750	0	0	.000	0	0	.000	0	3	3	10.0	5	1	0	0	0	1	6	8.0
at Boston College	02-16-15	*	47	2	9	.222	0	0	.000	8	10	.800	5	10	15	10.2	4	0	0	4	4	1	12	8.2
VIRGINIA TECH	02-18-15	*	28	6	7	.857	0	0	.000	3	4	.750	7	8	15	10.4	1	0	2	1	2	1	15	8.5
at Louisville	02-21-15	*	34	6	12	.500	0	0	.000	1	3	.333	6	9	15	10.6	3	0	1	0	0	0	13	8.6
FLORIDA STATE	02-25-15	*	32	3	4	.750	0	0	.000	6	8	.750	3	8	11	10.6	4	0	0	3	1	1	12	8.8
NORTH CAROLINA	02-28-15	*	35	2	6	.333	0	0	.000	2	4	.500	1	6	7	10.4	2	0	0	1	3	0	6	8.7
at PITT	03-04-15	*	37	4	7	.571	0	0	.000	2	2	1.000	7	4	11	10.5	3	0	1	2	0	0	10	8.7
at Virginia Tech	03-07-15	*	16	1	4	.250	0	0	.000	2	2	1.000	1	2	3	10.2	0	0	1	2	0	1	4	8.5





# MANU LECOMTE

Sophomore | Guard | 5-11 | 170

Brussels, Belgium | Athene des Pagodes

20

## Lecomte Season Highs

### Points

Season: 23, at Duke, 1/13/15  
Career: 23, at Duke, 1/13/15  
ACC: 23, at Duke, 1/13/15

### Rebounds

Season: 4, vs. Savannah State, 12/9/14  
Career: 5 (3x), last vs. Wake Forest, 3/8/14  
ACC: 5 (3x), last vs. Wake Forest, 3/8/14

### Assists

Season: 5 (2x) last vs. So. Alabama, 11/28/14  
Career: 7, at North Carolina, 1/8/14  
ACC: 7, at North Carolina, 1/8/14

### Steals

Season: 2 (3x), last at Wake Forest, 2/11/15  
Career: 3, vs. Wake Forest, 3/8/14  
ACC: 3, vs. Wake Forest, 3/8/14

### Blocked Shots

Season: --  
Career: 1, vs. Ga. Southern, 11/11/13  
ACC: --

### Field Goals

Season: 7 at Charlotte, 11/25/14  
Career: 8, at Maryland, 1/29/14  
ACC: 8, at Maryland, 1/29/14

### Field Goal Attempts

Season: 13 (2x) last at Charlotte, 11/25/14  
Career: 13 (2x) last at Charlotte, 11/25/14  
ACC: 12, at Georgia Tech, 1/18/14

### Free Throws

Season: 10, at Duke, 1/13/15  
Career: 10, at Duke, 1/13/15  
ACC: 10, at Duke, 1/13/15

### Free Throw Attempts

Season: 11, at Duke, 1/13/15  
Career: 11, at Duke, 1/13/15  
ACC: 11, at Duke, 1/13/15

### 3-Point Field Goals

Season: 5, at Virginia Tech, 3/7/15  
Career: 5, at Virginia Tech, 3/7/15  
ACC: 5, at Virginia Tech, 3/7/15

### 3-Point Field Goal Attempts

Season: 10, vs. Charlotte, 11/23/14  
Career: 10, vs. Charlotte, 11/23/14  
ACC: 6, at Virginia Tech, 3/7/15

### Minutes

Season: 37, vs. North Carolina, 2/28/15  
Career: 38, at North Carolina, 1/8/14  
ACC: 38, at North Carolina, 1/8/14

2013-14			
Opposition	P	R	A
St. Francis (NY)	9	1	1
Ga. Southern	12	4	1
Texas Southern	12	3	4
at C of Charleston	14	4	5
UCF	0	0	2
vs Geo. Wash.	5	2	0
at CS Fullerton	4	3	1
vs Arizona State	2	1	1
at Nebraska	5	2	4
Virginia Tech	7	4	2
at Savannah State	10	2	3
La Salle	5	4	2
Loyola	6	0	3
at Syracuse	8	0	0
at North Carolina	11	3	7
Florida State	2	1	6
at Georgia Tech	16	4	3
Duke	4	0	2
Syracuse	3	0	1
at Maryland	19	0	2
Norfolk State	13	3	2
Pittsburgh	8	5	2
NC State	13	4	1
at Florida State	6	0	3
at Virginia Tech	0	0	2
Notre Dame	8	1	2
Boston College	11	3	1
at Virginia	3	5	0
at NC State	15	2	3
at Clemson	4	2	1
Wake Forest	9	5	6
vs Virginia Tech	2	2	3
vs NC State	7	0	0

- Manu Lecomte -- pronounced Man-ew La-cont (French).
  - Increased strength since arriving at UM in 2013.
  - Competed in Belgium's U16, U18 and U20 championships, leading Belgian team to championship game of FIBA U20 European Championships, Division B. Named to U20 Men Division B 2014 All-Tournament Team after averaging 20.0 points, 5.0 rebounds, 3.0 assists, 1.1 steals in 30.4 minutes per game.
  - Can shoot the three or pull up for jumpers.
  - Max bench: 300, up 85 pounds since his arrival. 185 Bench: 18x.
  - One of three players returning from the 2013-14 squad.
  - Played as an amateur at the pro level in Belgium since he was 16.
  - Head coach Larrañaga and assistant coach Michael Huger both played pro ball in Belgium.
  - Young collegiate player, turning 18 in August of his freshman year at Miami.
  - Very good shooter who averages in upper 60s in five minutes of threes drill.
  - Adjusted well to American culture and has acclimated himself well to Miami.
  - Did not visit campus before attending UM.
  - Improved strength in short amount of time.
  - Approach vertical: 35.5 | Bench max: 245 | 185 test: 11
  - Very professional about his game, wants to improve, spends a lot of time working at it.
  - First language is French. Mother is Cameroonian and father is Belgian.
  - Played for second division Mons-Hainaut Belfius in Belgium where he averaged 12.4 points, 2.8 rebounds, and 3.2 assists per game
  - Favorites: Food: Spaghetti. Movie: Space Jam. Pro athlete: Tony Parker. Ice cream flavor: Strawberry.
  - Biggest fear: Spiders. Best advice given: Visualize how you want to play. Why UM: Coaching staff. Started playing basketball: Age 4.
- Summer of 2014:** Led Belgian team to championship game of FIBA U20 European Championships, Division B, held in Sarajevo, Bosnia & Herzegovina ... Named to U20 Men Division B 2014 All-Tournament Team ... Averaged 20.0 points, 5.0 rebounds, 3.0 assists, 1.1 steals in 30.4 minutes per game ... In eight games, averaged 47.1 percent from the field, including 53.8 percent from 2-point range, and was 79.5 percent at the line ... Ranked second in the tournament in points per game, fourth in field goals made and free throw percentage and seventh in free throws made ... Posted a 34-point night against Belarus, also recording four assists, three steals and three rebounds in the 21-point win ... Against Cyprus hit 11-of-13 from the line ... Drained four shots from long distance in two outings ... Six or more rebounds in four games.


**Personal:** Full name is Emmanuel Lecomte ... Goes by Manu [man-ew] ... Last name pronounced La-conn-t ... Born Aug. 16, 1995 ... Son of Philippe and Marie ... Brother to Christina ... Played for second division Mons-Hainaut Belfius in Belgium ... Majoring in economics ... Also played for Dexia Mons-Hainaut where he has averaged 12.4 points, 2.8 rebounds, and 3.2 assists per game ... A true point guard who can also shoot the three or pull up for jumpers ... Competed in Belgium's U16, U18 and U20 championships, most recently playing in the U18 European Championship, where he led his country in scoring with 12.0 ppg and 2.9 assists in eight outings ... Also recruited by Gonzaga, Creighton and UAB.

## LECOMTE CAREER STATISTICS

Season										3-Point				Free Throws				Rebounds				Scoring			
Season	GP	GS	Min.	Avg.	FG	FGA	Pct.	FG	FGA	Pct.	FT	FTA	Pct.	Off.	Def.	Tot.	Avg.	PF	FO	Ast.	TO	Blk	Stl	Pts.	Avg.
2013-14	33	17	924	28.0	85	200	.425	27	68	.397	56	72	.778	23	47	70	2.1	63	0	77	58	1	21	253	7.7
2014-15	31	18	715	23.1	83	182	.456	49	103	.476	39	46	.848	9	33	42	1.4	45	0	54	35	0	17	254	8.2
TOTAL	64	35	1639	25.6	168	382	.440	76	171	.444	95	118	.805	32	80	112	1.8	108	0	131	93	1	38	507	7.9

## LECOMTE 2014-15

Opponent	Date	GS	Min	FG	FGA	Pct	3FG	FGA	Pct	FT	FTA	Pct	Off	Def	Tot	Avg	PF	FO	A	TO	Blk	Stl	Pts	Avg
HOWARD	11-14-14	*	21	5	9	.556	3	6	.500	1	1	1.000	1	1	2	2.0	4	0	3	1	0	2	14	14.0
at Florida	* 11-17-14	*	22	1	3	.333	1	3	.333	0	0	.000	0	1	1	1.5	4	0	1	3	0	0	3	8.5
vs Drexel	11-20-14	*	34	6	9	.667	3	5	.600	0	0	.000	1	2	3	2.0	0	0	1	1	0	0	15	10.7
vs Akron	11-21-14	*	32	5	6	.833	2	3	.667	0	0	.000	1	0	1	1.8	2	0	5	0	0	0	12	11.0
vs Charlotte	11-23-14	*	36	6	13	.462	3	10	.300	0	0	.000	0	0	0	1.4	0	0	2	0	0	1	15	11.8
at Charlotte	11-25-14	*	36	7	13	.538	4	5	.800	0	0	.000	1	0	1	1.3	1	0	1	2	0	1	18	12.8
SOUTH ALABAMA	11-28-14	*	28	3	6	.500	2	3	.667	6	6	1.000	1	2	3	1.6	1	0	5	0	0	1	14	13.0
ILLINOIS	12-02-14	*	35	4	8	.500	2	5	.400	5	7	.714	2	1	3	1.8	3	0	1	0	0	0	15	13.3
GREEN BAY	12-06-14	*	17	0	2	.000	0	1	.000	0	0	.000	0	0	0	1.6	2	0	0	3	0	1	0	11.8
SAVANNAH STATE	12-08-14	*	32	5	7	.714	4	6	.667	1	1	1.000	0	4	4	1.8	2	0	0	3	0	0	15	12.1
EASTERN KENTUCKY	12-19-14	*	33	3	9	.333	1	5	.200	0	0	.000	0	2	2	1.8	1	0	3	1	0	0	7	11.6
vs Providence	12-22-14	*	15	0	5	.000	0	4	.000	0	0	.000	0	0	0	1.7	1	0	1	1	0	0	0	10.7
CHARLESTON	12-30-14	*	22	2	7	.286	1	3	.333	0	0	.000	0	3	3	1.8	1	0	2	1	0	1	5	10.2
VIRGINIA	01-03-15	*	10	0	3	.000	0	1	.000	0	0	.000	0	0	0	1.6	2	0	1	0	0	0	0	9.5
BOSTON COLLEGE	01-10-15	*	24	3	7	.429	1	4	.250	0	0	.000	0	1	1	1.6	0	0	2	0	0	2	7	9.3
at Duke	01-13-15	*	28	5	10	.500	3	4	.750	10	11	.909	0	1	1	1.6	2	0	2	1	0	1	23	10.2
at Notre Dame	01-17-15	*	15	1	4	.250	1	2	.500	0	0	.000	1	0	1	1.5	0	0	1	1	0	1	3	9.8
NC STATE	01-22-15	*	12	0	3	.000	0	1	.000	0	0	.000	0	0	0	1.4	0	0	1	1	0	1	0	9.2
at Syracuse	01-24-15	*	15	3	8	.375	1	3	.333	0	0	.000	0	1	1	1.4	1	0	2	0	0	0	7	9.1
GEORGIA TECH	01-28-15	*	21	2	6	.333	2	3	.667	0	0	.000	0	0	0	1.4	1	0	2	1	0	0	6	9.0
at Florida State	02-01-15	*	20	3	3	1.000	2	2	1.000	0	0	.000	0	1	1	1.3	1	0	4	3	0	0	8	8.9
LOUISVILLE	02-03-15	*	13	0	1	.000	0	0	.000	3	3	1.000	0	0	0	1.3	0	0	3	1	0	1	3	8.6
CLEMSON	02-08-15	*	25	2	6	.333	2	5	.400	0	0	.000	0	1	1	1.3	2	0	3	0	0	1	6	8.5
at Wake Forest	02-11-15	*	26	1	2	.500	1	2	.500	0	0	.000	0	1	1	1.3	1	0	2	2	0	2	3	8.3
at Boston College	02-16-15	*	31	2	5	.400	1	4	.250	5	6	.833	0	2	2	1.3	3	0	1	0	0	0	10	8.4
VIRGINIA TECH	02-18-15	*	13	2	4	.500	2	3	.667	0	2	.000	0	3	3	1.3	2	0	0	0	0	0	6	8.3
at Louisville	02-21-15	*	9	1	2	.500	0	0	.000	0	0	.000	1	0	1	1.3	0	0	0	4	0	0	2	8.0
FLORIDA STATE	02-25-15	*	11	0	1	.000	0	1	.000	0	0	.000	0	1	1	1.3	1	0	0	1	0	0	0	7.8
NORTH CAROLINA	02-28-15	*	37	3	9	.333	1	2	.500	3	3	1.000	0	3	3	1.4	2	0	4	3	0	1	10	7.8
at PITT	03-04-15	*	18	2	3	.667	1	1	1.000	2	2	1.000	0	1	1	1.4	1	0	1	1	0	0	7	7.8
at Virginia Tech	03-07-15	*	24	6	8	.750	5	6	.833	3	4	.750	0	1	1	1.4	4	0	0	0	0	0	20	8.2



# SHELDON McCLELLAN 10

Redshirt Junior | Guard | 6-5 | 205

Houston, Texas | Texas | Bellaire

Midseason Watch List for Jerry West Award  
ACC Player of the Week - Dec. 1, 2014

2014-15 All-ACC Basketball Team, H.M.

"He's an extremely gifted athlete. Running, jumping, changing directions, balance. He's as high a level an athlete as I've coached in 43 years. He has a certain way of playing that's very, very good." – Coach L.  
"No question, he's been one of the most talented guys we've ever been around." – Assistant Coach Eric Konkol

- Nickname is Mac.
- Tremendous redshirt year, making himself more of an offensive threat. A volume scorer.
- Good in transition, making a wide assortment of layups, both left and right handed.
- Now a proficient 3-point shooter, and worked on perimeter jump shot.
- Strength numbers are at highest levels of his career, including a 60-pound gain in bench press.
- Ability to get fouled a lot due to his attack mentality.
- Max bench: 285, up 80 pounds since his arrival. 185 Bench: 13x.
- Entertaining personality with a quick wit.
- Coaches want him to be the Carmelo Anthony of the team.
- Grew up working on his game with John Lucas.
- Transferred from University of Texas in fall of 2013, sitting out 2013-14 due to NCAA transfer rules.
- Averaged 13.5 points and 3.9 rebounds as a sophomore for the Longhorns.
- Favorites: Food: Sloppy Joe and Chipotle. Movie: Chuckie. Pro athlete: Kyrie Irving. Quote: Elite. Ice cream flavor: Vanilla.
- Why UM: Coach L. Started playing basketball: Age 3.
- McClellan after watching Miami play in the 2013 NCAA Tournament games in Austin, Texas: "I liked the plays they ran, the open-court stuff, and the way they all seemed to be playing for each other. They seemed to be having fun, and the coaches seemed positive on the bench. I wish I had come here as a freshman."

"At UM, everything is positive, never any negative energy. Coach L is like a father on the court. I love him to death. I like how positive he is, whether after a bad shot or reminding us to move on to the next play. That's how I liked to be pushed, not by negative reinforcement." – Sheldon McClellan

**High School:** No. 47 prospect nationally in the ESPNU 100 and No. 60 prospect by Rivals.com following senior season ... Averaged a team-best 25.6 points, 7.2 rebounds, 5.0 assists and 2.0 steals per game while helping Bellaire to a 20-9 mark and the first round of the Class 5A state playoffs ... Career-high 56 points in the season-opening win against Booker T. Washington ... Averaged 20 points per game while leading Bellaire to a 35-2 record and a trip to the Class 5A regional finals in his junior season ... Coached by Bruce Glover.

**Personal:** Born Dec. 21, 1992 in Houston, Texas ... Full name is Sheldon Reeves McClellan ... Son of Angel Johnson (mother) ... Brother to Justin Jones ... Majoring in liberal arts ... Played AAU for Houston Select ... Cousin Jawaan McClellan played basketball for Arizona and professionally overseas ... Favorite food is a homemade sloppy joe.

## McClellan Season / Career Highs

### Points

Season: 31, at Charlotte, 11/25/14  
Career: 31, at Charlotte, 11/25/14  
ACC: 24, at Boston College, 2/16/15

### Rebounds

Season: 11, at Charlotte, 11/25/14  
Career: 11, at Charlotte, 11/25/14  
ACC: 10, vs. NC State, 1/22/15

### Assists

Season: 5 (3x) last at Virginia Tech, 3/7/15  
Career: 5 (3x) last at Virginia Tech, 3/7/15  
ACC: 5 (2x) last at Virginia Tech, 3/7/15

### Steals

Season: 3 (2x) last vs. Virginia, 01/03/15  
Career: 4, at Kansas, 2/16/13  
ACC: 3, vs. Virginia, 01/03/15

### Blocked Shots

Season: 1 (5x) last at Virginia Tech, 3/7/15  
Career: 1 (11x), last at Virginia Tech, 3/7/15  
ACC: 1 (5x) last at Virginia Tech, 3/7/15

### Field Goals

Season: 11, at Charlotte, 11/25/14  
Career: 11, at Charlotte, 11/25/14  
ACC: 8, at Boston College, 2/16/15

### Field Goal Attempts

Season: 17, at Charlotte, 11/25/14  
Career: 20, at Oklahoma, 1/21/13  
ACC: 16, at Pittsburgh, 3/4/15

### Free Throws

Season: 7 (2x) last at Pittsburgh, 3/4/15  
Career: 14, vs. Fresno State, 11/9/12  
ACC: 7 (2x) last at Pittsburgh, 3/4/15

### Free Throw Attempts

Season: 8, at Pittsburgh, 3/4/15  
Career: 14, vs. Fresno State, 11/9/12  
ACC: 8, at Pittsburgh, 3/4/15

### 3-Point Field Goals

Season: 5, at Charlotte, 11/25/14  
Career: 5, at Charlotte, 11/25/14  
ACC: 4, at Boston College, 2/16/15

### 3-Point Field Goal Attempts

Season: 8, vs. Providence, 12/22/14  
Career: 9, vs. Oklahoma 2/29/12  
ACC: 7 (2x) last at Boston College, 2/16/15

### Minutes

Season: 50, vs. Virginia, 01/03/15  
Career: 50, vs. Virginia, 01/03/15  
ACC: 50, vs. Virginia, 01/03/15


## McCLELLAN CAREER STATISTICS

Texas	GP	GS	Min.	Avg.	FG	FGA	Pct.	FG	FGA	Pct.	FT	FTA	Pct.	Off.	Def.	Tot.	Avg.	PF	FO	Ast.	TO	Blk	Stl	Pts.	Avg.
2011-12	34	9	879	25.9	129	288	.448	35	113	.310	90	119	.756	39	73	112	3.3	34	0	21	30	3	35	383	11.3
2012-13	34	15	929	27.3	136	356	.382	33	121	.273	155	186	.833	36	96	132	3.9	28	0	29	57	3	28	460	13.5
TOTAL	68	24	1808	26.6	265	644	.411	68	234	.291	245	305	.803	75	169	244	3.6	62	0	50	87	6	63	843	12.4

Miami	GP	GS	Min.	Avg.	FG	FGA	Pct.	FG	FGA	Pct.	FT	FTA	Pct.	Off.	Def.	Tot.	Avg.	PF	FO	Ast.	TO	Blk	Stl	Pts.	Avg.
2014-15	31	31	1032	33.3	162	324	.500	46	124	.371	88	108	.815	26	116	142	4.6	48	0	66	42	5	29	458	14.8

## McCLELLAN 2014-15

Opponent	Date	GS	Min	FG	FGA	Pct	3FG	FGA	Pct	FT	FTA	Pct	Off	Def	Tot	Avg	PF	FO	A	TO	Blk	Stl	Pts	Avg
HOWARD	11-14-14	*	25	8	12	.667	0	3	.000	3	4	.750	0	4	4	4.0	1	0	2	2	0	1	19	19.0
at Florida	11-17-14	*	39	4	10	.400	0	1	.000	1	3	.333	2	5	7	5.5	1	0	5	1	0	0	9	14.0
vs Drexel	11-20-14	*	32	2	7	.286	1	3	.333	0	0	.000	1	4	5	5.3	0	0	3	1	0	1	5	11.0
vs Akron	11-21-14	*	27	7	11	.636	1	3	.333	2	3	.667	0	6	6	5.5	2	0	3	3	0	3	17	12.5
vs Charlotte	11-23-14	*	36	9	15	.600	0	2	.000	1	1	1.000	3	5	8	6.0	3	0	3	3	0	1	19	13.8
at Charlotte	11-25-14	*	34	11	17	.647	5	7	.714	4	4	1.000	1	10	11	6.8	1	0	3	3	0	2	31	16.7
SOUTH ALABAMA	11-28-14	*	29	6	6	1.000	1	1	1.000	4	4	1.000	0	2	2	6.1	1	0	2	1	0	0	17	16.7
ILLINOIS	12-02-14	*	37	5	10	.500	2	4	.500	2	2	1.000	1	8	9	6.5	2	0	2	0	0	0	14	16.4
GREEN BAY	12-06-14	*	33	7	16	.438	1	3	.333	1	2	.500	2	6	8	6.7	4	0	1	0	0	0	16	16.3
SAVANNAH STATE	12-08-14	*	29	4	5	.800	1	1	1.000	6	6	1.000	2	2	4	6.4	3	0	3	2	0	2	15	16.2
EASTERN KENTUCKY	12-19-14	*	32	4	9	.444	3	7	.429	3	6	.500	0	1	1	5.9	4	0	1	3	0	0	14	16.0
vs Providence	12-22-14	*	38	6	15	.400	2	8	.250	3	3	1.000	2	2	4	5.8	3	0	1	2	0	2	17	16.1
CHARLESTON	12-30-14	*	25	4	7	.571	1	1	1.000	2	3	.667	1	1	2	5.5	1	0	0	0	0	0	11	15.7
VIRGINIA	01-03-15	*	50	4	10	.400	2	6	.333	6	6	1.000	2	6	8	5.6	3	0	0	5	0	3	16	15.7
BOSTON COLLEGE	01-10-15	*	36	5	10	.500	1	3	.333	0	1	.000	1	5	6	5.7	2	0	2	0	1	0	11	15.4
at Duke	01-13-15	*	31	5	11	.455	1	5	.200	3	4	.750	0	3	3	5.5	1	0	2	1	0	1	14	15.3
at Notre Dame	01-17-15	*	36	6	13	.462	2	6	.333	3	3	1.000	0	2	2	5.3	0	0	1	1	1	1	17	15.4
NC STATE	01-22-15	*	32	4	8	.500	1	3	.333	7	7	1.000	2	8	10	5.6	0	0	3	0	0	0	16	15.4
at Syracuse	01-24-15	*	27	3	9	.333	0	4	.000	1	2	.500	0	5	5	5.5	1	0	1	1	0	2	7	15.0
GEORGIA TECH	01-28-15	*	30	2	7	.286	0	2	.000	2	2	1.000	0	0	0	5.3	1	0	0	1	0	0	6	14.6
at Florida State	02-01-15	*	34	4	10	.400	3	7	.429	2	4	.500	0	2	2	5.1	1	0	3	2	0	1	13	14.5
LOUISVILLE	02-03-15	*	25	2	5	.400	0	1	.000	2	2	1.000	0	2	2	5.0	1	0	0	1	0	2	6	14.1
CLEMSON	02-08-15	*	31	6	8	.750	3	5	.600	4	4	1.000	0	3	3	4.9	0	0	1	1	1	0	19	14.3
at Wake Forest	02-11-15	*	36	4	9	.444	1	4	.250	2	4	.500	2	6	8	5.0	1	0	5	1	0	0	11	14.2
at Boston College	02-16-15	*	48	8	15	.533	4	7	.571	4	4	1.000	0	4	4	5.0	2	0	3	0	0	0	24	14.6
VIRGINIA TECH	02-18-15	*	28	7	10	.700	2	3	.667	5	6	.833	0	3	3	4.9	0	0	3	1	1	1	21	14.8
at Louisville	02-21-15	*	37	7	13	.538	3	6	.500	0	0	.000	1	3	4	4.9	1	0	2	0	0	1	17	14.9
FLORIDA STATE	02-25-15	*	37	6	12	.500	2	4	.500	5	6	.833	0	2	2	4.8	1	0	2	1	0	1	19	15.0
NORTH CAROLINA	02-28-15	*	25	4	10	.400	2	6	.333	1	2	.500	0	1	1	4.6	4	0	0	2	0	1	11	14.9
at PITT	03-04-15	*	38	6	16	.375	1	4	.250	7	8	.875	2	2	4	4.6	2	0	4	2	0	1	20	15.1
at Virginia Tech	03-07-15	*	35	2	8	.250	0	4	.000	2	2	1.000	1	3	4	4.6	1	0	5	1	1	2	6	14.8



# KAMARI MURPHY

Junior | Forward | 6-9 | 216

# 21

Brooklyn, N.Y. | Oklahoma State | IMG | Lincoln HS

- Transferred from Oklahoma State in fall of 2014. Sitting out 2014-15 season due to NCAA transfer rules.
- Explosive athlete with pogo-stick type hops.
- Takes pride in defense - can guard positions 1-5.
- Treats practice like games, competing hard and wanting to win drills.
- Focused on increasing skill level to become a consistent perimeter shooter and gain a proficient inside-outside game.
- Led Cowboys in total rebounds and total blocks as a sophomore.
- Spent post-graduate year at IMG Academy in Bradenton, Fla.
- Graduated from Lincoln High School in Brooklyn, N.Y., same school that produced Stephon Marbury, Sebastian Telfair and Lance Stephenson.
- Also played football for two seasons in high school.
- Favorites: Food: Baked mac and cheese. Movies: Gone in 60 Seconds and Friday Night Lights. Pro athlete: LeBron James, Tiger Woods. Advice received: Life is not a sprint, it is a marathon. Ice cream flavor: Strawberry.
- Biggest fear: Bugs. Why UM: Coach L. Started playing basketball: Age 10.

## As a Sophomore at Oklahoma State (2013-14)

Led Cowboys in total rebounds pulling down 199 for the season, as well as blocks with total of 40, despite missing the season opener vs MVSU ... Pulled down six rebounds and blocked two shots in first game of the season vs. Utah Valley ... Grabbed six rebounds and blocked career high four shots vs. Delaware State ... Recorded first career double-double with 10 points and 10 rebounds at Texas ... Scored season high 12 points at Kansas ... Established career high with three steals and matched career high with four blocked shots vs. Texas ... Recorded second 10-point, eight-rebound effort of season against Robert Morris ... Perfect 5-of-5 from floor for 10 points vs. Louisiana Tech ... Ten points and eight rebounds vs. Butler ... Seven points, six boards and two shots vs. Arkansas-Pine Bluff ... Grabbed team-leading, season high 13 rebounds vs. Oklahoma (2/15) ... Eighth in blocks per game (1.3 bpg) and 15th in rebounding in Big 12.

## As a Freshman at Oklahoma State (2012-13)

Grabbed six rebounds in semifinal game against Kansas State at Big 12 Championship ... Scored eight points, including six in first half, and grabbed four boards against Baylor ... Extremely efficient at Kansas, scoring four points, grabbing five rebounds and dishing out an assist in eight minutes ... Came off bench last five games after starting first 15 contests of season ... Career-high six trips to charity stripe vs Texas Tech ... Dished out career-best three assists vs TCU ... Scored 12 points against Tennessee Tech ... Scored career-high 13 points at Virginia Tech ... Recorded first collegiate double-figure rebounding game with career-high 10 boards vs sixth-ranked N.C. State ... Started first game as collegian in season opener against UC Davis ... Blocked four shots against the Aggies, tying for ninth-most by a Cowboy freshman in school history.

## High School

Ranked No. 10 on HoopScoop's list of top fifth-year players in 2012 ... Spent post-graduate year at IMG Academy in Bradenton, Fla., and was starting forward for IMG ... Averaged 20 points, 10 rebounds and three assists for team that finished 28-2 against prep schools and was ranked among the top-five nationally ... Graduated from Lincoln High School in Brooklyn, N.Y. -- same school that produced Stephon Marbury, Sebastian Telfair and Lance Stephenson ... Team captain junior and senior seasons under head coach Dwayne Marton ... Averaged 17 points and more than 10 rebounds per game as senior ... Helped lead Railsplitters to PSAL Class-AA title game as senior and Brooklyn regular-season crown and borough title ... Ranked as No. 6 player in state of New York in 2011 according to HoopScoop ... Listed as one of four "standout players" at Super 16 Showcase in Hartford, Conn., in July of 2011 ... Also played football for two seasons in high school ... Recruited by UConn, Miami, Missouri, Louisville, Virginia, Virginia Tech, St. Johns, Rutgers, Florida and Florida State out of high school.

## Personal

Born Kamari Michael Murphy on Dec. 14, 1993 ... Son of Michael Murphy and Kemel and Kaheem Draper ... Second oldest of six boys: Jacori, Kusamae, Maalik, Mikwan and Kieron ... Enjoys swimming, playing volleyball and football, and playing video games in his spare time.

2013-14				2012-13			
Opposition	P	R	A	Opposition	P	R	A
Utah Valley	2	6	1	UC Davis	7	6	0
Arkansas-Pine-Bluff	7	6	0	vs Akron	1	6	0
Memphis	5	7	1	vs Tennessee	4	7	1
at USF	0	5	2	vs NC State	4	10	1
vs Purdue	6	6	0	Portland State	9	5	0
vs Butler	10	8	2	at Virginia Tech	13	5	1
vs Memphis	6	6	0	USF	8	7	2
South Carolina	8	7	0	Missouri State	4	9	2
vs Louisiana Tech	10	3	1	Central Arkansas	9	7	1
Delaware State	5	7	1	UT Arlington	2	1	0
vs Colorado	4	5	0	Tennessee Tech	12	5	2
Robert Morris	10	8	3	Gonzaga	0	1	0
at Kansas State	2	3	1	at Kansas State	6	1	0
Texas	4	5	1	TCU	4	6	3
at West Virginia	7	5	0	at Oklahoma	0	3	0
TCU	8	8	0	Texas Tech	5	5	2
at Kansas	12	1	1	at Baylor	0	0	0
West Virginia	0	2	0	West Virginia	0	0	0
at Oklahoma	4	9	2	Iowa State	0	1	0
Baylor	9	5	0	at Kansas	4	5	1
Iowa State	7	6	0	Baylor	8	4	1
at Texas Tech	4	6	1	at Texas	5	6	1
at Texas	10	10	0	at Texas Tech	4	4	0
Oklahoma	7	13	1	Oklahoma	2	4	0
Kansas	3	9	2	Kansas	0	0	0
Texas Tech	10	6	2	at West Virginia	2	2	1
at TCU	6	11	1	at TCU	2	1	0
Kansas	8	4	0	Texas	1	4	0
Kansas State	4	6	0	at Iowa State	2	2	1
at Iowa State	6	9	0	Kansas State	0	1	0
vs Texas Tech	2	1	0	vs Baylor	2	0	1
vs Kansas	6	6	0	vs Kansas State	2	6	0
vs Gonzaga	8	8	0	Oregon	4	6	0


## Murphy Season / Career Highs

<b>Points</b>	Career: 13 at Virginia Tech, 12/1/12
<b>Rebounds</b>	Career: 13 vs. Oklahoma, 2/15/14
<b>Assists</b>	Career: 3 (2x) last vs. Robert Morris, 12/30/13
<b>Steals</b>	Career: 3 vs. Texas, 1/8/14
<b>Blocked Shots</b>	Career: 4 (3x) last vs. Texas, 1/8/14
<b>Field Goals</b>	Career: 6 at Virginia Tech, 12/1/12
<b>Field Goal Attempts</b>	Career: 11 vs. Gonzaga, 3/21/14
<b>Free Throws</b>	Career: 4 (2x) last vs. Kansas State, 3/3/14
<b>Free Throw Attempts</b>	Career: 6 vs. Texas Tech, 1/19/13
<b>3-Point Field Goals</b>	Career: 1 (2x) last vs. Central Ark., 12/16/12
<b>3-Point Field Goal Attempts</b>	Career: 1 (4x) last vs. Central Ark., 12/16/12
<b>Foul Disqualifications</b>	Career: 12 total
<b>Minutes</b>	Career: 41 at Iowa State, 3/8/14

## MURPHY OKLAHOMA STATE STATISTICS

MONTIE H. ORLANDO STATE STATISTICS																									
Season	GP	GS	Min.	Avg.	FG			3-Point			Free Throws			Rebounds			Scoring								
					Pct.	FGA	Pct.	FGA	Pct.	FTA	Pct.	Off.	Def.	Tot.	Avg.	PF	FO	Ast.	TO	Blk	Stl	Pts.	Avg.		
2012-13	33	15	596	18.1	.53	115	.461	2	4	.500	18	35	.514	52	78	130	3.9	73	2	21	35	20	8	126	3.8
2013-14	33	21	855	25.9	.82	153	.536	0	0	.000	36	63	.571	63	144	207	6.3	113	10	23	38	41	17	200	6.1
Totals	66	36	1451	22.0	.135	268	.504	2	4	.500	54	98	.551	115	222	337	5.1	186	12	44	73	61	25	326	4.9





# JA'QUAN NEWTON

Freshman | Guard | 6-2 | 185

Philadelphia, Pa. | Neumann-Goretti HS

0

## Newton Season Highs

### Points

Season: 16, at Notre Dame, 1/17/15  
ACC: 16, at Notre Dame, 1/17/15

### Rebounds

Season: 4, at Virginia Tech, 3/7/15  
ACC: 4, at Virginia Tech, 3/7/15

### Assists

Season: 5, at Notre Dame, 1/17/15  
ACC: 5, at Notre Dame, 1/17/15

### Steals

Season: 1 (7x), last vs. North Carolina, 2/28/15  
ACC: 1 (2x) last vs. North Carolina, 2/28/15

### Blocked Shots

Season: 1 (2x) last at Notre Dame, 1/17/15  
ACC: 1, at Notre Dame, 1/17/15

### Field Goals

Season: 6, at Notre Dame, 1/17/15  
ACC: 6, at Notre Dame, 1/17/15

### Field Goal Attempts

Season: 9, at Notre Dame, 1/17/15  
ACC: 9, at Notre Dame, 1/17/15

### Free Throws

Season: 6, vs. Howard, 11/14/14  
ACC: 4 (2x) last at Virginia Tech, 3/7/15

### Free Throw Attempts

Season: 7, vs. Charleston, 12/30/14  
ACC: 6, at Notre Dame, 1/17/15

### 3-Point Field Goals

Season: 1 (2x) last at Wake Forest, 2/11/15  
ACC: 1 (2x) last at Wake Forest, 2/11/15

### 3-Point Field Goal Attempts

Season: 2 (2x) last vs. Louisville, 2/3/15  
ACC: 2 (2x) last vs. Louisville, 2/3/15

### Minutes

Season: 33, at Pittsburgh, 3/4/15  
ACC: 33, at Pittsburgh, 3/4/15

"One of the things about Ja'Quan, is that he played in a very competitive league in high school and is versatile, so he can play with a lot of different types of guys. He knows how to score." — Coach L

- Competitor with a real feel for the game. Fearless and relentless. Passionate and energetic.
- Knack for getting in the lane off the dribble, then makes good decisions in the lane: floater, pass, dribble.
- Improved defensively and can play multiple positions, on and off of the ball.
- Getting stronger daily.
- Tremendous ability to finish 8-feet and in. Working to become a better 3-point shooter.
- Max bench: 236, up 60 pounds since his arrival. 185 Bench: 7x.
- Ranked No. 58 in ESPN's Top 100.
- Ranked No. 1 in the state and is the 12th-best PG in the country by ESPN.
- Scored 1,972 career points in high school.
- Leading scorer in both the history of the Catholic School League in Philadelphia and in Neumann-Goretti history. Owns three PIAA state titles.
- Mother passed away March 2014 after 3-year battle with breast cancer, one day prior to state championship game in which Newton scored 33 points.
- Played on Cherashore Playground basketball court at 10th and Olney in Philadelphia. Played in the Chosen League.
- Dad, Joe Newton, was NABC Division II national player of the year out of the University of Central Oklahoma.
- Favorites: Food: Fried chicken. Movie: Friday. Pro athlete: LeBron James. Subject in school: Math. Ice cream flavor: Vanilla. Cartoon: Tom and Jerry. Player when I was a kid: Allen Iverson.
- Why UM: Style of play and city of Miami. Ideal job after hoops: Coach.

**High School:** Ranked No. 58 in ESPN's Top 100 ... Ranked No. 1 in the state and is the 12th-best PG in the country by ESPN ... Catholic League MVP ... All-Catholic First Team ... Led team with 21.7 points Scored 1,972 career points in high school ... Guided the Saints to 22-4 record and sixth-straight Catholic League Championship ... Scored 15 of his 23 points in second half to seal the victory ... Started four-straight years in Catholic League Championship game ... Leading scorer in both the history of the Catholic School League in Philadelphia and in Neumann-Goretti history ... Secured a double-double with 14 points and 10 rebounds in first round of the Pennsylvania Interscholastic Athletic Association playoffs ... Scored 33 points and go-ahead bucket in overtime to win PIAA Class AAA Championship ... Consensus Top 60 player ... Averaged 18.0 points as a junior.

**Personal:** Born Ja'Quan Naasir Newton on August 23, 1995 in Philadelphia ... Son of the late Lisa Brown, and Joe Newton ... Brother to Cary Rudd and Miing Newton ... Mother passed away March 2014 after 3-year battle with breast cancer, one day prior to state championship game in which Newton scored 33 points ... NBPA Top 100 Camp ... LeBron James Skills Academy ... Played AAU ball for Team Final, the same squad as Miami teammate Davon Reed ... Also recruited by UCLA, Texas A&M and Minnesota.

## NEWTON CAREER STATISTICS

NEWTON CAREER STATISTICS										3-Point			Free Throws			Rebounds				Scoring									
Season	GP	GS	Min.	Avg.	FG	FGA	Pct.	FG	FGA	Pct.	FT	FTA	Pct.	Off.	Def.	Tot.	Avg.	PF	FO	Ast.	TO	Blk	Stl	Pts.	Avg.				
2014-15	28	2	361	12.9	34	79	.430	2	8	.250	34	54	.630	5	20	25	0.9	26	0	39	27	2	7	104	3.7				

2014-15	28	2	361	12.9	34	79	.430	2	8	.250	34	54	.630	5	20	25	0.9	26	0	39	27	2	7	104	3.7
---------	----	---	-----	------	----	----	------	---	---	------	----	----	------	---	----	----	-----	----	---	----	----	---	---	-----	-----

NEWTON 2014-15		GS	Min	TOTAL			3-PTS			FREE THROWS			REBOUNDS			PF	FO	A	TO	Blk	Stl	Pts	Avg
Opponent	Date			FG	FGA	Pct.	3FG	FGA	Pct.	FT	FTA	Pct.	Off	Def	Tot								
HOWARD	11-14-14	16	1	2	.500	0	0	.000	6	6	1.000	0	0	0	0.0	2	0	0	0	0	0	8	8.0
at Florida	11-17-14	12	2	3	.667	0	0	.000	1	2	.500	0	1	1	0.5	0	0	3	1	0	0	5	6.5
vs Drexel	11-20-14	19	2	3	.667	0	0	.000	3	3	1.000	0	1	1	0.7	1	0	3	4	0	1	7	6.7
vs Akron	11-21-14	19	1	5	.200	0	0	.000	2	4	.500	0	0	0	0.5	0	0	1	0	0	1	4	6.0
vs Charlotte	11-23-14	14	1	3	.333	0	0	.000	1	4	.250	1	2	3	1.0	0	0	3	2	0	1	3	5.4
at Charlotte	11-25-14	7	0	1	.000	0	0	.000	0	0	.000	0	0	0	0.8	2	0	0	0	0	0	0	4.5
SOUTH ALABAMA	11-28-14	17	2	3	.667	0	0	.000	1	2	.500	0	1	1	0.9	1	0	0	1	0	0	5	4.6
ILLINOIS	12-02-14	5	0	0	.000	0	0	.000	0	0	.000	0	2	2	1.0	2	0	1	0	0	0	0	4.0
GREEN BAY	12-06-14	4	0	2	.000	0	1	.000	0	0	.000	0	0	0	0.9	0	0	0	1	0	0	0	3.6
SAVANNAH STATE	12-08-14	6	1	1	1.000	0	0	.000	0	0	.000	0	0	0	0.8	0	0	0	0	0	1	2	3.4
EASTERN KENTUCKY	12-19-14	19	0	1	.000	0	0	.000	2	2	1.000	1	1	2	0.9	2	0	3	0	1	0	2	3.3
vs Providence	12-22-14	9	1	2	.500	0	0	.000	1	1	1.000	0	0	0	0.8	0	0	1	1	0	1	3	3.3
CHARLESTON	12-30-14	12	1	1	1.000	0	0	.000	4	7	.571	0	0	0	0.8	1	0	0	0	0	0	6	3.5
VIRGINIA	01-03-15	5	0	2	.000	0	0	.000	0	0	.000	0	1	1	0.8	1	0	1	1	0	0	0	3.2
at Duke	01-13-15	10	2	3	.667	0	0	.000	0	1	.000	1	1	2	0.9	2	0	3	4	0	0	4	3.3
at Notre Dame	01-17-15	28	6	9	.667	0	0	.000	4	6	.667	2	0	2	0.9	1	0	5	2	1	1	16	4.1
NC STATE	01-22-15	5	0	2	.000	0	0	.000	0	0	.000	0	0	0	0.9	1	0	1	0	0	0	0	3.8
at Syracuse	01-24-15	9	1	2	.500	1	2	.500	0	0	.000	0	0	0	0.8	0	0	0	0	0	0	3	3.8
GEORGIA TECH	01-28-15	7	1	1	1.000	0	0	.000	1	2	.500	0	0	0	0.8	3	0	0	1	0	0	3	3.7
at Florida State	02-01-15	4	1	1	1.000	0	0	.000	0	0	.000	0	0	0	0.8	0	0	1	0	0	0	2	3.7
LOUISVILLE	02-03-15	19	0	5	.000	0	2	.000	3	4	.750	0	1	1	0.8	0	0	1	2	0	0	3	3.6
CLEMSON	02-08-15	17	0	1	.000	0	0	.000	1	4	.250	0	1	1	0.8	1	0	1	2	0	0	1	3.5
at Wake Forest	02-11-15	15	2	4	.500	1	1	1.000	0	0	.000	0	0	0	0.7	1	0	2	1	0	0	5	3.6
at Boston College	02-16-15	2	0	1	.000	0	0	.000	0	0	.000	0	0	0	0.7	0	0	0	0	0	0	0	3.4
VIRGINIA TECH	02-18-15	5	0	0	.000	0	0	.000	0	0	.000	0	0	0	0.7	0	0	1	0	0	0	0	3.3
NORTH CAROLINA	02-28-15	21	5	7	.714	0	1	.000	0	0	.000	0	1	1	0.7	3	0	4	3	0	1	10	3.5
at PITT	03-04-15	33	2	8	.250	0	0	.000	0	2	.000	0	3	3	0.8	1	0	1	0	0	0	4	3.6
at Virginia Tech	03-07-15	22	2	6	.333	0	1	.000	4	4	1.000	0	4	4	0.9	1	0	3	1	0	0	8	3.7



## 12

**Washington, D.C. | St. John's College HS**

Season: 27 (2x) last at Virginia Tech, 3/7/15  
ACC: 27, at Virginia Tech, 3/7/15



# DAVON REED

Sophomore | Guard | 6-6 | 208

5

Ewing, N.J. | Princeton Day School (N.J.)

## All-ACC Academic Men's Basketball Team, 2015

"I really like the progress he's made. Everything he did last year he's doing better." — Coach L

- Focused. Structured. Determined. Competitive. True student of the game. Will do whatever it takes to win.
- A 3 guard who played out of position at the point his freshman season for Miami.
- One of three players returning from the 2013-14 squad.
- Can guard multiple positions, has long arms and a fierce tenacity.
- Mostly a catch-and-shoot guy.
- Improved both his ability to attack the basket and his layup-making skills.
- Improved bench 175 to 250 pounds in four months as a freshman.
- Good student. Professional approach to life and everything he does. Mature for his age.
- Approach vertical: 40.5 | Bench max: 250 | 185 test: 15x.
- Four-star swingman listed as a Top 100 player (No. 97) by Rivals.com and No. 78 in the Class of 2013 by ESPN
- Third-best talent in New Jersey and 18th best nationally at the shooting guard position, according to ESPN.com.
- Kevin Durant Skills Academy. McDonald's All-American candidate.
- 2,000 point scorer. Averaged 24 points and 10 rebounds as a senior.
- Youth Role Model Award from Join-Effort Princeton for both dedication to his community and excellence in his personal life.
- Favorites: Food: Italian. Movie: I am Legend. Book: Great Gatsby. Pro athlete: LeBron James. Quote: Dreams don't work unless you do. Subject in school: Science. Ice cream flavor: Chocolate chip cookie dough. Cuban dish: Pechuga de pollo (chicken breast).
- Best advice received: Do what makes you happy. Why UM: ACC basketball, Coach L and sunny south Florida. Started playing basketball: Age 5.

**As a Sophomore (2014-15):** Underwent surgery on left lower extremity Sept. 4 after being injured Sept. 2 ... Expected to be sidelined until January, but returned Dec. 6 against Green Bay.

**High School:** Four-star swingman listed as a Top 100 player (No. 97) by Rivals.com and No. 78 in the Class of 2013 by ESPN ... Third-best talent in New Jersey and 18th best nationally at the shooting guard position, according to ESPN.com ... Rivals ranks him as 24th among shooting guards ... Kevin Durant Skills Academy ... 2,000 point scorer ... Averaged 24 points and 10 rebounds as a senior ... McDonald's All-American candidate ... Prep B Player of the Year in New Jersey ... All-area player of the year twice ... Averaged 27 points and nine rebounds per game for Princeton Day School (N.J.) junior season ... Coached by Paris McClean ... Youth Role Model Award from Join-Effort Princeton for both dedication to his community and excellence in his personal life.

**Personal:** Name is pronounced Day-von ... Born Davon Malcolm Reed on June 11, 1995 ... Son of David and Rose Reed ... Brother to Miles ... Majoring in sports administration ... Played AAU ball with Team Final ... Chose Miami over offers from Wake Forest, Cincinnati, Xavier and Memphis ... Student-Athlete Advisory Committee representative at UM ... Book Buster (3.0 spring semester GPA) ... Athletic Director's Honor Roll (3.2 spring semester GPA) ... Dean's List (3.5 spring semester GPA) ... ACC Honor Roll.

2013-14			
Opposition	P	R	A
St. Francis (NY)	3	1	0
Ga. Southern	7	1	2
Texas Southern	11	3	3
at C of Charleston	3	2	3
UCF	17	5	1
vs Geo. Wash.	6	2	2
at CS Fullerton	9	3	2
vs Arizona State	19	1	2
at Nebraska	5	2	2
Virginia Tech	10	5	0
at Savannah State	8	1	1
La Salle	8	0	4
Loyola	8	2	7
at Syracuse	5	0	1
at North Carolina	0	2	0
Florida State	0	1	0
at Georgia Tech	3	0	0
Duke	2	2	0
Syracuse	16	2	0
at Maryland	6	1	1
Norfolk State	4	4	1
Pittsburgh	4	3	1
NC State	3	1	1
at Florida State	7	2	2
at Virginia Tech	5	2	0
Notre Dame	12	3	0
Boston College	0	0	0
at Virginia	2	1	0
at NC State	5	0	0
at Clemson	3	1	0
Wake Forest	3	1	1
vs Virginia Tech	14	1	0
vs NC State	9	0	1

## Reed Season/Career Highs

### Points

Season: 19 (3x) last at Pittsburgh, 3/4/15  
Career: 19 (4x) last at Pittsburgh, 3/4/15  
ACC: 19 (3x) last at Pittsburgh, 3/4/15

### Rebounds

Season: 8, vs. Florida State, 2/25/15  
Career: 8, vs. Florida State, 2/25/15  
ACC: 8, vs. Florida State, 2/25/15

### Assists

Season: 5, vs. Virginia Tech, 2/18/15  
Career: 7, vs. Loyola, 12/30/13  
ACC: 5, vs. Virginia Tech, 2/18/15

### Steals

Season: 5, at Wake Forest, 2/11/15  
Career: 5, at Wake Forest, 2/11/15  
ACC: 5, at Wake Forest, 2/11/15

### Blocked Shots

Season: 2, at Virginia Tech, 3/7/15  
Career: 2, at Virginia Tech, 3/7/15  
ACC: 2, at Virginia Tech, 3/7/15

### Field Goals

Season: 7 (2x) last at Pittsburgh, 3/4/15  
Career: 7 (3x) last at Pittsburgh, 3/4/15  
ACC: 7 (2x) last at Pittsburgh, 3/4/15

### Field Goal Attempts

Season: 13, at Wake Forest, 2/11/15  
Career: 13, at Wake Forest, 2/11/15  
ACC: 13, at Wake Forest, 2/11/15

### Free Throws

Season: 6, vs. Florida State, 2/25/15  
Career: 6, vs. Florida State, 2/25/15  
ACC: 6, vs. Florida State, 2/25/15

### Free Throw Attempts

Season: 6 (2x) last vs. Florida State, 2/25/15  
Career: 6 (3x) last vs. Florida State, 2/25/15  
ACC: 6 (2x) last vs. Florida State, 2/25/15

### 3-Point Field Goals

Season: 5, vs. Louisville, 2/3/15  
Career: 5 (2x) last vs. Louisville, 2/3/15  
ACC: 5, vs. Louisville, 2/3/15

### 3-Point Field Goal Attempts

Season: 8, at Wake Forest, 2/11/15  
Career: 8, vs. Arizona State, 12/1/13  
ACC: 8, at Wake Forest, 2/11/15

### Minutes


Season: 45, at Boston College, 2/16/15  
Career: 45, at Boston College, 2/16/15  
ACC: 45, at Boston College, 2/16/15

## REED CAREER STATISTICS

Season	GP	GS	Min.	Avg.	FG	FGA	Pct.	3-Point FG	3-Point FGA	3-Point Pct.	Free Throws FT	Free Throws FTA	Free Throws Pct.	Off.	Def.	Tot.	Avg.	PF	FO	Ast.	TO	Blk	Stl	Pts	Avg.
2013-14	33	10	683	20.7	71	207	.343	40	112	.357	35	53	.660	12	43	55	1.7	55	0	38	44	4	16	217	6.6
2014-15	23	14	585	25.4	60	115	.522	30	61	.492	27	35	.771	16	60	76	3.3	52	1	36	20	7	21	177	7.7
TOTAL	56	24	1268	22.6	131	322	.407	70	173	.405	62	88	.705	28	103	131	2.3	107	1	74	64	11	37	394	7.0

REED 2014-15		TOTAL			3-PTS			FREE THROWS			REBOUNDS													
Opponent	Date	GS	Min	FG	FGA	Pct	3FG	FGA	Pct	FT	FTA	Pct	Off	Def	Tot	Avg	PF	FO	A	TO	Blk	Stl	Pts	Avg
GREEN BAY	12-06-14	8	0	1	.000	0	0	.000	0	0	.000	0	0	0	0.0	2	0	0	0	0	1	0	0	0.0
SAVANNAH STATE	12-08-14	14	0	2	.000	0	1	.000	0	0	.000	0	1	1	0.5	1	0	1	1	0	2	0	0	0.0
EASTERN KENTUCKY	12-19-14	18	1	3	.333	1	2	.500	4	4	1.000	2	2	4	1.7	2	0	0	3	0	0	7	2.3	
vs Providence	12-22-14	10	0	3	.000	0	3	.000	0	0	.000	0	2	2	1.8	3	0	2	0	1	0	0	1.8	
CHARLESTON	12-30-14	18	2	2	1.000	0	0	.000	1	1	1.000	2	3	5	2.4	1	0	4	0	0	0	5	2.4	
VIRGINIA	01-03-15	14	1	1	1.000	1	1	1.000	1	2	.500	0	1	1	2.2	1	0	0	1	0	0	4	2.7	
BOSTON COLLEGE	01-10-15	16	0	1	.000	0	1	.000	0	0	.000	0	2	2	2.1	1	0	0	0	0	0	0	2.3	
at Duke	01-13-15	16	2	4	.500	0	0	.000	0	0	.000	2	1	3	2.3	2	0	2	0	1	1	4	2.5	
at Notre Dame	01-17-15	*	30	3	6	.500	3	4	.750	0	0	.000	0	4	4	2.4	5	1	4	1	1	0	9	3.2
NC STATE	01-22-15	*	31	4	6	.667	2	3	.667	0	0	.000	0	1	1	2.3	2	0	2	0	0	1	10	3.9
at Syracuse	01-24-15	*	26	4	5	.800	3	4	.750	0	0	.000	0	2	2	2.3	2	0	1	1	0	0	11	4.5
GEORGIA TECH	01-28-15	*	30	2	3	.667	2	2	1.000	0	0	.000	0	4	4	2.4	3	0	0	1	1	1	6	4.7
at Florida State	02-01-15	*	34	4	9	.444	1	4	.250	2	2	1.000	4	2	6	2.7	0	0	2	3	0	1	11	5.2
LOUISVILLE	02-03-15	33	7	8	.875	5	6	.833	0	0	.000	0	5	5	2.9	4	0	1	2	0	2	19	6.1	
CLEMSON	02-08-15	*	32	1	2	.500	1	2	.500	0	0	.000	0	2	2	2.8	2	0	0	1	1	1	3	5.9
at Wake Forest	02-11-15	*	36	6	13	.462	2	8	.250	3	4	.750	0	4	4	2.9	3	0	0	0	0	5	17	6.6
at Boston College	02-16-15	*	45	6	10	.600	3	4	.750	4	6	.667	0	6	6	3.1	4	0	3	1	0	1	19	7.4
VIRGINIA TECH	02-18-15	*	33	3	7	.429	0	3	.000	3	5	.600	1	2	3	3.1	2	0	5	2	0	1	9	7.4
at Louisville	02-21-15	*	18	0	2	.000	0	1	.000	0	0	.000	0	2	2	3.0	3	0	1	1	0	0	0	7.1
FLORIDA STATE	02-25-15	*	34	5	8	.625	2	4	.500	6	6	1.000	3	5	8	3.3	3	0	1	0	0	0	18	7.6
NORTH CAROLINA	02-28-15	*	26	1	8	.125	0	4	.000	0	1	.000	0	3	3	3.2	2	0	2	1	0	0	2	7.3
at PITT	03-04-15	*	33	7	8	.875	3	3	1.000	2	2	1.000	1	2	3	3.2	1	0	3	0	0	2	19	7.9
at Virginia Tech	03-07-15	*	30	1	3	.333	1	1	1.000	1	2	.500	1	4	5	3.3	3	0	2	1	2	2	4	7.7





# ANGEL RODRIGUEZ

Redshirt Junior | Guard | 5-11 | 180

Cupey, P.R. | Kansas State | Dr. Krop HS (Miami, Fla.)

13

## Rodriguez Season / Career Highs

### Points

Season: 25 (2x) last vs. Florida State, 2/25/15  
Career: 25 (2x) last vs. Florida State, 2/25/15  
ACC: 25 (2x) last vs. Florida State, 2/25/15

### Rebounds

Season: 8, vs. Akron, 11/21/14  
Career: 8, vs. Akron, 11/21/14  
ACC: 4 (5x) last vs. Florida State, 2/25/15

### Assists

Season: 9, vs. Akron, 11/21/14  
Career: 10, twice  
ACC: 8, at Syracuse, 1/24/15

### Steals

Season: 5 (2x) last at Duke, 1/13/15  
Career: 5 (2x) last at Duke, 1/13/15  
ACC: 5, at Duke, 1/13/15

### Blocked Shots

Season: 2 (2x), last vs. Akron, 11/21/14  
Career: 2 (2x) last vs. Akron, 11/21/14  
ACC: 1 (2x) last vs. NC State, 1/22/15

### Field Goals

Season: 8 (2x) last vs. Florida State, 2/25/15  
Career: 8 (3x) last vs. Florida State, 2/25/15  
ACC: 8 (2x) last vs. Florida State, 2/25/15

### Field Goal Attempts

Season: 22, vs. Virginia, 01/03/15  
Career: 22, vs. Virginia, 01/03/15  
ACC: 22, vs. Virginia, 01/03/15

### Free Throws

Season: 10, vs. Virginia, 01/03/15  
Career: 10, vs. Virginia, 01/03/15  
ACC: 10, vs. Virginia, 01/03/15

### Free Throw Attempts

Season: 12 (2x) last vs. Florida State, 2/25/15  
Career: 12 (2x) last vs. Florida State, 2/25/15  
ACC: 12 (2x) last vs. Florida State, 2/25/15

### 3-Point Field Goals

Season: 5, at Florida, 11/17/14  
Career: 5, (3x) last at Florida, 11/17/14  
ACC: 4, at Duke, 1/13/15

### 3-Point Field Goal Attempts

Season: 9 (2x) last at Syracuse, 1/24/15  
Career: 10, vs. TCU, 3/5/13  
ACC: 9, at Syracuse, 1/24/15

### Minutes

Season: 44, vs. Virginia, 01/03/15  
Career: 44, vs. Virginia, 01/03/15  
ACC: 44, vs. Virginia, 01/03/15

2015 Bob Cousy Collegiate PG of the Year Award Preseason Watch List ACC Player of the Week - Nov. 24  
2015 Oscar Robertson Trophy Preseason Watch List Gildan Charleston Classic Most Valuable Player  
2014-15 All-ACC Basketball Team, H.M.

"He can get other people shots, he can score, but what he's really great at is directing traffic. He loves to direct traffic. When you watch him play you'll think to yourself 'You know, one day he's probably going to be a coach.' His court presence is outstanding. He does it at the defensive end of the floor, offensive end of the floor, just has a great all-around game." — Coach L

"He's not afraid to bark out directions and motivate his teammates. His best attribute is his ability to generate confidence in his teammates." — Coach L

"Angel is a bulldog on defense, he's one of those guys that clenches his teeth, sinks his teeth into you and doesn't let you go. You've got to try and shake free from him. It's a great characteristic for a point guard and a great way for a coach to build the team defense." — Coach L

- Floor general. Vocal and physical leader.
- Ultra competitive. A bulldog. Very physical. Will use his strength on defensive and to go to the rim.
- Defensive mindset. Takes pride in his D.
- High energy. Quick side-to-side.
- Makes an array of layups, floaters and pull-up jumpers.
- Gets the best out of others. Can create for teammates and score off the dribble.
- Max bench: 300, up 60 pounds since his arrival. 185 Bench: 15x.
- Played high school ball with teammate Joe Thomas at Miami Krop High School.
- Transferred from Kansas State in fall of 2013, sitting out 2013-14 due to NCAA transfer rules.
- As a sophomore at K-State (2012-13): NABC District 8 second team. All-Big 12 Second Team. Big 12 All-Defensive Team. Phillips 66 All-Championship Team. Big 12 Co-Champions.
- Ranked third in the Big 12 in assists, fourth in steals and fifth in assist-to-turnover ratio during his sophomore season in 2012-13.
- Born in San Juan, Puerto Rico. First language is Spanish. Left Puerto Rico at age 15 to come to the U.S. to play basketball. Transferred to Miami to be closer to home so his mother can watch his games.
- Despite baseball being a pastime in Puerto Rico, never played because the action was too slow.

"Coming to Miami was the best decision I ever made in my life. There are just so many positive things ever since came here. I got healthy. I met the great staff that we have, from top to bottom. I'm close to my family. I see my friends. I have a life other than basketball. So my mind is not just stuck in basketball. I kind of get my time to relax. I'm from Puerto Rico, I get to go to the beach and kind of feel like I'm at home, too. And at the same time it motivates me to get to be close to my family because it's something I don't want to take for granted any more. I'm enjoying every single moment that I spend with them. It motivates me to do good, and make them proud, because finally they're going get to see me at the games."

**High School:** No. 4 prospect in the state of Florida by FloridaHoops.com... A three-year letterman at Dr. Michael Krop High School in Miami, Fla. ... Averaged 23 points and six assists as a senior ... Named first team All-Class 6A by the Florida Association of Basketball Coaches (FABC) ... All-Dade County team by the Miami Herald ... Had the steal and game-winning basket in a 57-55 win over Hialeah-Miami Lakes and future Kansas State teammate Adrian Diaz to capture the District 13-6A title ... Posted 32 points against Carol City (2/10/11) in the District 13-6A semifinals ... Helped the Lightning to a 26-6 record and its first trip to the Class 6A state final four as a junior in 2009-10 ... Averaged 20.9 points, seven assists and 3.9 rebounds as a junior... Miami Herald's 2009-10 Class 6A Player of the Year... First team all-state... Second team All-Florida (all classifications) ... First team All-Class 6A by FloridaHoops.com as a junior ... Collected a team-high 23 points and eight rebounds in the loss to Orlando Dr. Phillips in the state semifinals ... Posted 39 points in the Regional Final win over Columbus ... 38 points in a win over Arlington Country Day ... Led the team in scoring and assists as a sophomore en route to guiding the Lightning to district title ... First team All-Dade County by the Miami Herald ... Injured knee during the summer after senior year of high school ... Coached by Marcos "Shakey" Rodriguez.

**Personal:** Angel Daniel Rodriguez Tricoche was born Dec. 5, 1992, in San Juan, Puerto Rico ... Left Puerto Rico at age 15 to come to the U.S. to play basketball ... Mother is Jacqueline Tricoche ... Has two younger brothers, Luis Rivera and Yaniel Rivera... Cousin, Javi Gonzalez, played three seasons (2007-10) at NC State ... Received scholarship offers from a number of schools, including Louisville, Florida and N.C. State... Major is sports administration ... Enjoys singing and watching reality TV.

## RODRIGUEZ CAREER STATISTICS


K-State	GP	GS	Min.	Avg.	FG	FGA	Pct.	FG	FGA	Pct.	FT	FTA	Pct.	Off.	Def.	Tot.	Avg.	PF	FO	Ast.	TO	Blk	Stl	Pts.	Avg.
2011-12	32	7	694	21.7	80	222	.360	32	101	.317	73	106	.689	18	61	79	2.5	89	4	101	85	1	41	265	8.3
2012-13	33	33	930	28.2	115	319	.361	55	160	.344	90	109	.826	18	51	69	2.1	70	1	173	78	0	50	375	11.4
Totals	65	40	1,624	25.0	195	541	.360	87	261	.333	163	215	.758	36	112	148	2.3	159	5	274	163	1	91	640	9.8

Miami	GP	GS	Min.	Avg.	FG	FGA	Pct.	FG	FGA	Pct.	FT	FTA	Pct.	Off.	Def.	Tot.	Avg.	PF	FO	Ast.	TO	Blk	Stl	Pts.	Avg.
2014-15	29	28	863	29.8	103	312	.330	46	154	.299	106	140	.757	13	59	72	2.5	82	5	123	71	9	55	358	12.3

Miami	GP	GS	Min.	Avg.	FG			3-Point			Free Throws			Rebounds				Scoring							
					FG	FGA	Pct.	FG	FGA	Pct.	FT	FTA	Pct.	Off.	Def.	Tot.	Avg.	PF	FO	Ast.	TO	Blk	Stl	Pts.	Avg.
2014-15	29	28	863	29.8	103	312	.330	46	154	.299	106	140	.757	13	59	72	2.5	82	5	123	71	9	55	358	12.3

## RODRIGUEZ 2014-15

Opponent	Date	GS	Min	TOTAL FG	FGA	Pct	3-PTS FGA	Pct	FREE THROWS FT	FTA	Pct	REBOUNDS Off	Def	Tot	Avg	PF	FO	A	TO	Blk	Stl	Pts	Avg
HOWARD	11-14-14	*	26	4	11	.364	3	6	5	7	.714	1	2	3	3.0	0	0	5	2	1	4	16	16.0
at Florida	11-17-14	*	36	7	14	.500	5	8	6	7	.714	0	2	2	2.5	0	0	3	3	0	3	24	20.0
vs Drexel	11-20-14	*	31	5	13	.385	3	6	5	7	.667	0	3	3	2.7	3	0	4	1	2	3	15	18.3
vs Akron	11-21-14	*	29	6	9	.667	1	3	3	3	1.000	3	5	8	4.0	1	0	9	3	2	1	15	17.5
vs Charlotte	11-23-14	*	30	4	12	.333	1	5	2	4	.500	0	2	2	3.6	4	0	5	3	1	5	13	16.6
at Charlotte	11-25-14	*	37	5	12	.417	4	7	0	1	.000	0	2	2	3.3	3	0	6	2	0	1	14	16.2
SOUTH ALABAMA	11-28-14	*	24	2	7	.286	1	2	5	2	1.000	0	3	3	3.3	1	0	1	3	0	2	7	14.9
ILLINOIS	12-02-14	*	32	2	9	.222	1	5	2	4	.500	0	6	6	3.6	2	0	5	3	0	3	9	14.1
GREEN BAY	12-06-14	*	35	2	15	.133	1	6	1	7	.875	0	1	1	3.3	5	1	3	3	0	2	12	13.9
SAVANNAH STATE	12-08-14	*	29	4	12	.333	4	9	4	4	1.000	0	1	1	3.1	1	0	4	3	1	2	17	14.2
EASTERN KENTUCKY	12-19-14	*	28	0	6	.000	0	5	0	1	.333	1	0	1	2.9	3	0	2	2	0	2	1	13.0
vs Providence	12-22-14	*	38	6	15	.400	3	7	4	4	1.000	0	2	2	2.8	3	0	4	3	0	2	19	13.5
CHARLESTON	12-30-14	*	23	5	9	.556	2	5	4	3	.500	1	4	5	3.0	2	0	3	3	0	0	15	13.6
VIRGINIA	01-03-15	*	44	7	22	.318	1	7	1	12	.833	2	2	4	3.1	5	1	7	1	0	1	25	14.4
BOSTON COLLEGE	01-10-15	*	33	6	14	.429	1	6	1	4	1.000	0	4	4	3.1	3	0	3	1	0	0	17	14.6
at Duke	01-13-15	*	33	8	15	.533	4	6	6	4	.667	0	4	4	3.2	4	0	5	2	1	5	24	15.2
at Notre Dame	01-17-15	*	31	1	10	.100	1	7	1	2	.500	0	1	1	3.1	3	0	4	1	0	0	4	14.5
NC STATE	01-22-15	*	30	2	8	.250	2	5	8	10	.800	0	0	0	2.9	2	0	6	3	1	1	14	14.5
at Syracuse	01-24-15	*	32	2	11	.182	2	9	2	6	.667	0	0	0	2.7	4	0	8	2	0	4	12	14.4
GEORGIA TECH	01-28-15	*	15	0	8	.000	0	5	0	0	.000	0	1	1	2.7	2	0	5	4	0	2	0	13.7
at Florida State	02-01-15	*	25	3	11	.273	2	8	2	0	.000	1	0	1	2.6	2	0	3	1	0	2	8	13.4
LOUISVILLE	02-03-15	*	24	2	9	.222	0	3	2	2	1.000	0	1	1	2.5	5	1	1	2	0	0	6	13.0
CLEMSON	02-08-15	*	36	3	12	.250	1	6	1	2	.500	2	2	2	2.5	2	0	5	3	0	2	9	12.9
at Wake Forest	02-11-15	*	26	3	8	.375	1	4	2	8	.800	1	2	3	2.5	4	0	2	3	0	0	15	13.0
at Boston College	02-16-15	*	26	2	6	.333	0	1	0	2	1.000	1	0	1	2.4	5	1	6	3	0	1	6	12.7
VIRGINIA TECH	02-18-15	*	31	3	8	.375	1	5	2	4	.800	1	2	3	2.5	4	0	4	2	0	3	11	12.6
at Louisville	02-21-15	*	38	1	12	.083	1	5	2	2	1.000	1	3	4	2.5	3	0	4	4	0	1	5	12.3
FLORIDA STATE	02-25-15	*	38	8	14	.571	0	3	9	12	.750	0	4	4	2.6	5	1	5	3	0	3	25	12.8
NORTH CAROLINA	02-28-15	*	3	0	0	.000	0	0	0	0	.000	0	0	0	2.5	1	0	1	2	0	0	0	12.3



# OMAR SHERMAN

Freshman | Forward | 6-8 | 260

# 22

Duncanville, Texas | Duncanville HS

*"Omar has great hands and a great shooting touch, a beautiful jump hook inside and an outstanding 3-point shot."* – Coach L

- Smooth-shooting lefty.
- Inside-outside player who can drain a three or drop a baby hook.
- Dropped 20 pounds and has added strength since arriving on UM campus summer of 2014.
- Max bench: 275, up 50 pounds since his arrival. 185 Bench: 13x.
- Easy-going, steady personality with no highs or lows emotionally.
- Will play the power forward, possibly the four on offense and five on defense.
- No. 10 recruit in Texas and No. 19 center in the country, according to ESPN.
- No. 20 power forward in the country by Scout.com, No. 94 player overall.
- Favorites: Food: Asian or steak. Movie: Friday. Pro athlete: Kobe Bryant and Kareem Abdul Jabbar. Quote: Hard work beats talent when talent fails to hard work. Subject in school: History. Ice cream flavor: Orange sherbet.
- Best advice received: If you don't fall, how are you going to know what getting up is like. Why UM: Great opportunity, atmosphere, tradition and culture. Started playing basketball: Age 3. Plays the trombone.

**High School:** Four-star prospect by ESPN and Scout.com ... No. 20 power forward in the country by Scout.com, No. 94 player overall ... No. 10 recruit in Texas and No. 19 center in the country, says ESPN ... Helped Duncanville to 20-12 season, and berth in the regional quarterfinals of the Texas UIL Boys State Basketball Championships ... Led team with 17.1 points per game and 8.4 rebounds per game ... Coached by Kenny Boren.

**Personal:** Born Omar Rivas Sherman on November 14, 1995 in Dallas, Texas ... Son of Maricela Herron and Alphonso Sherman ... Has seven siblings with three brothers: D'Anthony, Alphonso Jr., Ja'mall and four sisters: Monique, Antecia, Christina and Geneva ... Majoring in business marketing and entrepreneurship ... Played AAU with Deron Williams Elite ... Chose Miami over Wichita State, North Texas and Weber State ... Cousin to Mergerson basketball family: Laramie (Navy), Mariana (Texas), Veronica (UT Arlington) and Luke (Texas State/Mid-America Christian).

## Sherman Season Highs

### Points

Season: 13 (3x) last vs. Virginia, 01/03/15  
ACC: 13, vs. Virginia, 01/03/15

### Rebounds

Season: 7, vs. South Alabama, 11/28/14  
ACC: 6, vs. Virginia, 01/03/15

### Assists

Season: 2 (4x) last at Wake Forest, 2/11/15  
ACC: 2 (4x) last at Wake Forest, 2/11/15

### Steals

Season: 2, vs. Boston College, 1/10/15  
ACC: 2, vs. Boston College, 1/10/15

### Blocked Shots

Season: 3, vs. NC State, 1/22/15  
ACC: 3, vs. NC State, 1/22/15

### Field Goals

Season: 6, vs. South Alabama, 11/28/14  
ACC: 5, vs. Virginia, 01/03/15

### Field Goal Attempts

Season: 11, vs. South Alabama, 11/28/14  
ACC: 10 (2x) last vs. NC State, 1/22/15

### Free Throws

Season: 4, vs. Savannah State, 12/9/14  
ACC: 2, vs. North Carolina, 2/28/15

### Free Throw Attempts

Season: 5, vs. Savannah State, 12/9/14  
ACC: 3, vs. North Carolina, 2/28/15

### 3-Point Field Goals

Season: 3, vs. Virginia, 01/03/15  
ACC: 3, vs. Virginia, 01/03/15

### 3-Point Field Goal Attempts

Season: 7, vs. Virginia, 01/03/15  
ACC: 7, vs. Virginia, 01/03/15


### Minutes

Season: 40, vs. Virginia, 01/03/15  
ACC: 40, vs. Virginia, 01/03/15

## SHERMAN CAREER STATISTICS

Season	GP	GS	Min.	Avg.	FG	FGA	Pct.	3-Point FG	3-Point FGA	3-Point Pct.	Free Throws FT	Free Throws FTA	Free Throws Pct.	Off.	Rebounds Def.	Rebounds Tot.	Avg.	PF	FO	Ast.	TO	Blk	Stl	Scoring Pts.	Avg.
2014-15	30	9	516	17.2	58	136	.426	23	71	.324	13	20	.650	20	50	70	2.3	50	0	18	12	15	7	152	5.1

SHERMAN 2014-15		TOTAL					3-PTS			FREE THROWS			REBOUNDS																
Opponent	Date	GS	Min	FG	FGA	Pct	3FG	FGA	Pct	FT	FTA	Pct	Off	Def	Tot	Avg	PF	FO	A	TO	Blk	Stl	Pts	Avg					
HOWARD	11-14-14		17	0	0	.000	0	0	.000	0	0	.000	1	4	5	5.0	3	0	0	0	0	1	0	0.0					
at Florida	11-17-14		20	3	4	.750	1	2	.500	1	1	1.000	0	4	4	4.5	1	0	1	0	1	0	8	4.0					
vs Drexel	11-20-14		22	3	10	.300	2	5	.400	0	0	.000	3	3	6	5.0	1	0	0	0	1	0	8	5.3					
vs Akron	11-21-14		24	5	7	.714	2	4	.500	1	1	1.000	0	4	4	4.8	0	0	1	0	0	0	13	7.3					
vs Charlotte	11-23-14		14	2	4	.500	0	2	.000	0	0	.000	1	2	3	4.4	2	0	0	0	0	0	4	6.6					
at Charlotte	11-25-14		20	3	7	.429	1	2	.500	0	0	.000	1	4	5	4.5	2	0	1	0	0	0	7	6.7					
SOUTH ALABAMA	11-28-14		20	6	11	.545	1	3	.333	0	0	.000	1	6	7	4.9	3	0	1	2	1	0	13	7.6					
ILLINOIS	12-02-14		18	1	6	.167	1	5	.200	2	2	1.000	0	1	1	4.4	3	0	1	0	1	0	5	7.3					
GREEN BAY	12-06-14		10	0	2	.000	0	0	.000	0	0	.000	3	1	4	4.3	0	0	0	1	2	0	0	6.4					
SAVANNAH STATE	12-08-14		14	1	1	1.000	0	0	.000	4	5	.800	0	1	1	4.0	1	0	0	0	0	0	6	6.4					
EASTERN KENTUCKY	12-19-14		4	0	1	.000	0	0	.000	0	0	.000	0	0	0	3.6	1	0	0	0	2	0	0	5.8					
vs Providence	12-22-14	*	19	3	7	.429	0	3	.000	0	2	.000	1	1	2	3.5	1	0	0	0	0	0	6	5.8					
CHARLESTON	12-30-14		21	2	5	.400	1	3	.333	0	0	.000	1	1	2	3.4	4	0	1	1	0	1	5	5.8					
VIRGINIA	01-03-15		40	5	10	.500	3	7	.429	0	2	.000	1	5	6	3.6	4	0	1	0	0	0	13	6.3					
BOSTON COLLEGE	01-10-15	*	28	2	5	.400	1	4	.250	0	0	.000	1	2	3	3.5	2	0	2	0	0	2	5	6.2					
at Duke	01-13-15	*	22	3	4	.750	2	3	.667	0	0	.000	0	1	1	3.4	3	0	0	0	0	0	8	6.3					
at Notre Dame	01-17-15		7	0	1	.000	0	1	.000	0	0	.000	0	1	1	3.2	0	0	0	0	0	0	0	5.9					
NC STATE	01-22-15	*	32	4	10	.400	2	5	.400	0	0	.000	1	1	2	3.2	2	0	2	0	3	0	10	6.2					
at Syracuse	01-24-15	*	24	3	6	.500	2	3	.667	0	0	.000	0	0	0	3.0	4	0	2	0	0	1	8	6.3					
GEORGIA TECH	01-28-15	*	18	0	5	.000	0	4	.000	0	0	.000	1	2	3	3.0	1	0	0	1	0	0	0	6.0					
at Florida State	02-01-15	*	17	0	1	.000	0	1	.000	2	2	1.000	0	1	1	2.9	1	0	1	2	0	0	2	5.8					
LOUISVILLE	02-03-15		15	0	3	.000	0	2	.000	1	2	.500	0	0	0	2.8	1	0	0	0	0	0	1	5.5					
at Wake Forest	02-11-15		20	2	5	.400	1	4	.250	0	0	.000	0	3	3	2.8	2	0	2	1	0	0	5	5.5					
at Boston College	02-16-15		4	1	1	1.000	1	1	1.000	0	0	.000	0	0	0	2.7	1	0	0	0	0	0	3	5.4					
VIRGINIA TECH	02-18-15		10	2	3	.667	0	0	.000	0	0	.000	1	1	2	2.6	1	0	1	2	1	0	4	5.4					
at Louisville	02-21-15	*	20	3	7	.429	1	4	.250	0	0	.000	0	1	1	2.6	2	0	0	1	1	1	7	5.4					
FLORIDA STATE	02-25-15	*	17	1	4	.250	0	1	.000	0	0	.000	2	0	2	2.6	3	0	1	1	1	0	2	5.3					
NORTH CAROLINA	02-28-15		12	2	4	.500	0	1	.000	2	3	.667	1	0	1	2.5	0	0	0	0	1	1	6	5.3					
at PITT	03-04-15		5	0	1	.000	0	0	.000	0	0	.000	0	0	0	2.4	1	0	0	0	0	0	0	5.1					
at Virginia Tech	03-07-15		2	1	1	1.000	1	1	1.000	0	0	.000	0	0	0	2.3	0	0	0	0	0	0	3	5.1					



# JOE THOMAS

Graduate | Forward | 6-7 | 245

# 2

Miami, Fla. | Niagara | Dr. Krop HS (Miami, Fla.)

- Strongest player on the current team and in program history for a Coach Larrañaga team. Bench 370 pounds on his first day, topping former record-holder Erik Swoope's 365 pounds.
- Coaches would like Thomas to model his game after Kenneth Faried with high energy, rebounding, screening and the dirty work.
- Scores primarily from dump offs and putbacks.
- Coachable player who works hard and is a hustle guy.
- Provides needed collegiate experience in the front court.
- Max bench: 375. 185 Bench: 23x.
- Played high school ball with teammate Angel Rodriguez at Miami Krop High School.
- Favorites: Food: Chicken alfredo. Movie: Antwone Fisher. Pro athlete: Charles Barkley and Scottie Pippen. Subject in school: Art. Ice cream flavor: Cookies and cream. Thing to do in Miami: Beach and fish. TV channel: Discovery.
- Why UM: Always wanted to be here, since I was a little kid. It's all about the U.

**High School:** Averaged 12 points, 10 rebounds and four assists as a senior ... Led Krop High School to the Florida Class 6A semifinals in 2010 ... Coached by Marcos "Shakey" Rodriguez.

**Personal:** Full name is Joseph Emory Thomas ... Born Sept. 6, 1991 in Miami, Fla. ... Son of Nicole Wells ... Has a brother, Tracelyn, and a sister, Kahaila ... Favorite athlete is Amar'e Stoudemire ... Earned degree in criminal justice from Niagara in May 2014 ... Pursuing a masters in community and social change at Miami ... Bench presses 370 pounds, topping former Canes record of 365 pounds, held by UM hooper turned Indianapolis Colt, Erik Swoope ... Student-Athlete Advisory Committee representative at UM.

## Thomas Season / Career Highs

### Points

Season: 4 (3x) last at Florida State, 2/1/15  
Career: 15 vs. Canisius, 3/2/12  
ACC: 4, at Florida State, 2/1/15

### Rebounds

Season: 13, vs. Green Bay, 12/6/14  
Career: 13, vs. Green Bay, 12/6/14  
ACC: 5, at Duke, 1/13/15

### Assists

Season: 2, (2x) last vs. Green Bay, 12/6/14  
Career: 3, vs. Davidson, 12/11/13  
ACC: 1 (2x) last at Florida State, 2/1/15

### Steals

Season: 3, vs. Savannah State, 12/9/14  
Career: 3, vs. Savannah State, 12/9/14  
ACC: 1, vs. Clemson, 2/8/15

### Blocked Shots

Season: 2, vs. Howard, 11/14/14  
Career: 4 vs. Siena, 12/6/13

### ACC:

### Field Goals

Season: 2 (2x) last vs. Green Bay, 12/6/14  
Career: 6 (3x), last vs. Quinnipiac, 2/2/14  
ACC: 2, at Florida State, 2/1/15

### Field Goal Attempts

Season: 3 (2x) last vs. Green Bay, 12/6/14  
Career: 9 (2x), last vs. Quinnipiac, 2/2/14  
ACC: 2, at Florida State, 2/1/15

### Free Throws

Season: 2, vs. Illinois, 12/2/14  
Career: 3 (2x) last vs. Canisius, 3/2/12  
ACC:

### Free Throw Attempts

Season: 2 (5x), last vs. Savannah State, 12/9/14  
Career: 6 vs. Canisius, 3/2/12  
ACC: 1, vs. Georgia Tech, 1/28/15

### 3-Point Field Goals

### Career:

### 3-Point Field Goal Attempts

### Career:

### Minutes

Season: 27, vs. Howard, 11/14/14  
Career: 33 vs. Canisius, 3/2/12  
ACC: 24, at Florida State, 2/1/15

## THOMAS CAREER STATISTICS


Niagara	GP	GS	Min.	Avg.	FG	FGA	Pct.	FG	FGA	Pct.	FT	FTA	Pct.	Off.	Def.	Tot.	Avg.	PF	FO	Ast.	TO	Blk	Stl	Pts.	Avg.
2011-12	33	4	507	15.4	51	95	.537	0	0	.000	12	31	.387	56	65	121	3.7	86	4	10	28	26	15	114	3.5
2012-13	28	8	263	9.4	31	52	.596	0	0	.000	5	19	.263	28	39	67	2.4	52	1	4	12	15	7	67	2.4
2013-14	33	10	452	13.7	51	93	.548	0	0	.000	9	35	.257	37	50	87	2.6	80	3	14	23	27	7	111	3.4
TOTAL	94	22	1222	13.0	133	240	.554	0	0	.000	26	85	.306	121	154	275	2.9	218	8	28	63	68	29	292	3.1

Miami	GP	GS	Min.	Avg.	FG	FGA	Pct.	FG	FGA	Pct.	FT	FTA	Pct.	Off.	Def.	Tot.	Avg.	PF	FO	Ast.	TO	Blk	Stl	Pts.	Avg.
2014-15	27	15	294	10.9	14	25	.560	0	0	.000	3	13	.231	25	30	55	2.0	28	0	8	6	3	6	31	1.1

## THOMAS 2014-15

Opponent	Date	GS	Min	FG	FGA	Pct	3FG	FGA	Pct	FT	FTA	Pct	Off	Def	Tot	Avg	PF	FO	A	TO	Blk	Stl	Pts	Avg
HOWARD	11-14-14	*	27	2	2	1.000	0	0	.000	0	1	.000	3	2	5	5.0	1	0	0	2	2	1	4	4.0
at Florida	11-17-14	*	10	0	0	.000	0	0	.000	0	0	.000	0	0	0	2.5	0	0	0	0	0	0	0	2.0
vs Drexel	11-20-14	*	21	1	3	.333	0	0	.000	0	0	.000	0	3	3	2.7	2	0	0	0	0	0	2	2.0
vs Akron	11-21-14	*	12	1	1	1.000	0	0	.000	0	2	.000	0	2	2	2.5	3	0	0	0	0	0	2	2.0
vs Charlotte	11-23-14	*	11	0	1	.000	0	0	.000	0	0	.000	2	1	3	2.6	0	0	2	0	0	1	0	1.6
at Charlotte	11-25-14	*	13	0	0	.000	0	0	.000	0	0	.000	0	0	0	2.2	1	0	0	1	0	0	0	1.3
SOUTH ALABAMA	11-28-14	*	13	1	1	1.000	0	0	.000	0	2	.000	1	1	2	2.1	1	0	1	0	0	0	2	1.4
ILLINOIS	12-02-14	*	11	0	1	.000	0	0	.000	2	2	1.000	0	0	0	1.9	0	0	0	0	0	0	2	1.5
GREEN BAY	12-06-14	*	19	2	3	.667	0	0	.000	0	2	.000	4	9	13	3.1	2	0	2	0	1	0	4	1.8
SAVANNAH STATE	12-08-14	*	23	0	1	.000	0	0	.000	1	2	.500	2	4	6	3.4	2	0	0	0	0	3	1	1.7
EASTERN KENTUCKY	12-19-14	*	20	1	2	.500	0	0	.000	0	1	.000	1	1	2	3.3	0	0	0	2	0	0	2	1.7
vs Providence	12-22-14	*	10	1	1	1.000	0	0	.000	0	0	.000	1	1	2	3.2	0	0	1	0	0	0	2	1.8
CHARLESTON	12-30-14	*	12	0	2	.000	0	0	.000	0	0	.000	2	0	2	3.1	0	0	0	0	0	0	0	1.6
VIRGINIA	01-03-15	*	9	1	1	1.000	0	0	.000	0	0	.000	2	0	2	3.0	3	0	0	0	0	0	2	1.6
BOSTON COLLEGE	01-10-15	*	1	0	0	.000	0	0	.000	0	0	.000	0	0	0	2.8	0	0	0	0	0	0	0	1.5
at Duke	01-13-15	*	10	0	1	.000	0	0	.000	0	0	.000	1	4	5	2.9	1	0	0	0	0	0	0	1.4
at Notre Dame	01-17-15	*	1	0	0	.000	0	0	.000	0	0	.000	0	0	0	2.8	1	0	0	0	0	0	0	1.4
GEORGIA TECH	01-28-15	*	8	1	1	1.000	0	0	.000	0	1	.000	2	0	2	2.7	2	0	1	0	0	0	2	1.4
at Florida State	02-01-15	*	24	2	2	1.000	0	0	.000	0	0	.000	1	0	1	2.6	4	0	1	0	0	0	4	1.5
LOUISVILLE	02-03-15	*	8	0	0	.000	0	0	.000	0	0	.000	0	0	0	2.5	1	0	0	0	0	0	0	1.5
CLEMSON	02-08-15	*	3	0	0	.000	0	0	.000	0	0	.000	1	0	1	2.4	0	0	0	1	0	1	0	1.4
at Wake Forest	02-11-15	*	2	0	0	.000	0	0	.000	0	0	.000	0	0	0	2.3	1	0	0	0	0	0	0	1.3
at Boston College	02-16-15	*	5	0	1	.000	0	0	.000	0	0	.000	0	1	1	2.3	0	0	0	0	0	0	0	1.3
VIRGINIA TECH	02-18-15	*	7	0	0	.000	0	0	.000	0	0	.000	0	1	1	2.2	0	0	0	0	0	0	0	1.2
at Louisville	02-21-15	*	5	0	0	.000	0	0	.000	0	0	.000	1	0	1	2.2	1	0	0	0	0	0	0	1.2
NORTH CAROLINA	02-28-15	*	6	1	1	1.000	0	0	.000	0	0	.000	1	0	1	2.1	2	0	0	0	0	0	2	1.2
at PITT	03-04-15	*	3	0	0	.000	0	0	.000	0	0	.000	0	0	0	2.0	0	0	0	0	0	0	0	1.1





# MIKE FERNANDEZ

Sophomore | Guard | 6-1 | 190

# 11

Coral Gables, Fla. | Belen Jesuit

- Local Coral Gables product. Walk on.
- Hard working. Plays hard on defense in practice, making others better.
- Dedicated to improving his game.
- Tremendous increase in strength since arriving in 2013.
- Max bench: 300, up 95 pounds since his arrival.
- Cuban descent. First language is Spanish.
- Despite an offer from Cornell, stayed in Miami to be close to cousin who has leukemia.

2014-15			
Opposition	P	R	A
Howard	2	0	0
Charleston	0	0	0
Virginia Tech	0	0	0
at Virginia Tech	0	0	0

2013-14			
Opposition	P	R	A
Texas Southern	0	0	0
Loyola	0	0	0
Boston College	0	0	0

## Fernandez Career Highs

### Points


Season: 2, vs. Howard, 11/14/14

- Favorites: Food: Cuban. Cuban dish: Vaca frita (crispy beef), arroz con frijoles (rice and beans) y tres leches (three milks dessert). Movies: Godfather and Will Ferrell movies. Book: Mediations by Marcu Aurelius. Athlete: Rudy Garcia-Tolson (Paralympic runner). Quote: "Ubuntu" – Nguni Bantu African for I am because we are. Ice cream flavor: Fish Food.
- Ideal profession: Business magnate and investor. Best piece of advice: Never take no for an answer. Started playing basketball: Fifth grade. Why UM: Why not?

**As a Freshman (2013-14):** Walk on ... Played in three games, including one ACC game against Boston College (2/22) ... Season highs: 2 minutes vs. Loyola 12/30.

**High School:** All-Dade county team honorable mention two years ... Dade vs. Palm Beach County all-star game ... Averaged 8.0 ppg senior year ... Hit 40 percent of field goals senior year ... Three-year varsity letterman ... Two-year starter at guard ... Coached by Jose Roca ... Honor roll ... Played water polo, winning second place at state ... Also on track team.

**Personal:** Born Michael Brandon Fernandez April 5, 1995 ... Son of Ilena and Joaquin Novoa and Mike and Constance Fernandez ... Brother to George, Alexander, Cristofer and Michelle Fernandez, and Joaquin Novoa ... Majoring in finance ... First language is Spanish ... Played AAU for Gold Coast: Team Miami ... Recruited by Cornell University.



# CHRIS STOWELL

Freshman | Forward | 6-7 | 190

# 35

Exeter, N.H. | Tilton School (N.H.) | Exeter HS


- Last name is pronounced stole.
- Walk on from New Hampshire who played postgraduate year at Tilton School.
- Foote Fellow at UM - a program that is offered to a select number of incoming freshmen who have a record of curricular and co-curricular distinction in high school and exhibit an interest in and capacity for independent and self-motivated learning.
- Good athleticism and is improving his strength.
- Max bench: 260, up 70 pounds since his arrival. 185 Bench: 11x.
- Looking to expand his offensive game to shoot 3-pointers.
- Brother, Bill, played basketball at Plymouth State University.
- Speaks English, Spanish, some Italian, a little Russian, and is learning Chinese and Hebrew.
- Favorites: Food: Pasta with Italian meatballs. Movie: Transformers and Hoosiers. Book: Mind Gym by Gary Mack. Pro athlete: Derek Jeter. Quote: Winners never quit and quitters never win. Actor: Mark Harmon. Subject in school: Math. Ice cream flavor: Peanut butter. Cuban dish: Dulce de leche (caramel dessert).
- Biggest fear: Clowns. Ideal profession: Entrepreneur. Why UM: Best combination of academics and athletics. Started playing basketball: Age 4.

2014-15			
Opposition	P	R	A
Howard	0	0	1
Charleston	0	0	0
Virginia Tech	0	0	0
at Virginia Tech	0	0	0


**Tilton School :** During post graduate year in 2013-14, won postseason coaches award ... Coached by Marcus O'Neil ... Honor roll.

**Exeter High School:** Helped Blue Hawks to state playoffs in both the 2011-12 and 2012-13 seasons ... Reached quarter-finals senior year ... In 2012-13 assisted team to championship game of the 50th Annual Queen City Invitational by scoring 10 points and going 6-for-6 from line in semi-final game ... Coached by Jeff Holmes at Exeter ... Twice earned scholar-athlete award ... Honor roll.

**Personal:** Born Christopher Michael Stowell on Dec. 29, 1994 in Exeter, N.H. ... Last name is pronounced Stoll ... Son of Bill and Maria ... Brother to Bill, Jr., who played basketball at Plymouth State University ... One of 560 students (out of 10,000 undergrads) to be named a Foote Fellow at UM - a program that is offered to select incoming freshmen who have a record of curricular and co-curricular distinction in high school and exhibit an interest in and capacity for independent and self-motivated learning ... Student-Athlete Advisory Committee representative at UM.




**1**  
**DEANDRE BURNETT**  
RFr. | G | 6-2 | 195  
Miami, Fla. | Carol City HS




**33**  
**IVAN CRUZ UCEDA**  
Jr. | F | 6-10 | 237  
Madrid, Spain | Harcum College (Pa.)




**11**  
**MIKE FERNANDEZ**  
So. | G | 6-1 | 190  
Coral Gables, Fla. | Belen Jesuit




**23**  
**TONYE JEKIRI**  
Jr. | C | 7-0 | 244  
Hialeah, Fla. | Champagnat Catholic




**20**  
**MANU LECOMTE**  
So. | G | 5-11 | 170  
Brussels, Belgium | Athene des Pagodes




**10**  
**SHELDON McCLELLAN**  
RJr. | G | 6-5 | 205  
Houston, Texas | Texas | Bellaire



**21**  
**KAMARI MURPHY**  
Jr. | F | 6-9 | 216  
Brooklyn, N.Y. | Oklahoma St | IMG | Lincoln HS




**0**  
**JA'QUAN NEWTON**  
Fr. | G | 6-2 | 185  
Philadelphia, Pa. | Neumann-Goretti



**12**  
**JAMES PALMER**  
Fr. | G | 6-5 | 200  
Washington, D.C. | St. John's College HS




**5**  
**DAVON REED**  
So. | G | 6-6 | 208  
Ewing, N.J. | Princeton Day




**13**  
**ANGEL RODRIGUEZ**  
RJr. | G | 5-11 | 180  
San Juan, P.R. | Kansas State | Dr. Krop HS



**22**  
**OMAR SHERMAN**  
Fr. | F | 6-8 | 260  
Duncanville, Texas | Duncanville HS



**35**  
**CHRIS STOWELL**  
Fr. | F | 6-7 | 190  
Exeter, N.H. | Tilton School | Exeter HS



**2**  
**JOE THOMAS**  
Gr. | F | 6-7 | 245  
Miami, Fla. | Niagara | Dr. Krop HS



**JIM LARRAÑAGA**  
Head Coach



**ERIC KONKOL**  
Assistant Coach



**MICHAEL HUGER**  
Assistant Coach



**CHRIS CAPUTO**  
Assistant Coach



**ADAM FISHER**  
Director of Operations

**2014-15 Miami Men's Basketball**  
**Miami Team Game-by-Game Comparison (as of Mar 09, 2015)**  
**All games**

Opponent	1st	2nd	Score	Mar	Total FG	FG Pct	3-Pointers	3FG Pct	Free Throws	FT Pct	Rebounds	Assist	T/Over	Block	Steal	Fouls
HOWARD	45/21	39/28	84-49	+35	27-59/18-63	.458/.286	9-23/2-18	.391/.111	21-25/11-21	.840/.524	43/43 -	15/5	13/17	5/3	12/10	20/22
Florida	21/33	48/34	69-67	+2	24-49/26-50	.490/.520	9-18/8-17	.500/.471	12-17/7-9	.706/.778	27/24 +3	14/15	13/13	4/5	4/8	12/18
Drexel	28/20	38/26	66-46	+20	25-57/16-51	.439/.314	11-21/6-20	.524/.300	5-6/8-12	.833/.667	37/32 +5	15/7	9/11	5/5	5/4	10/10
Akron	35/30	44/21	79-51	+28	32-54/20-60	.593/.333	8-17/7-18	.471/.389	7-12/4-7	.583/.571	40/27 +13	19/13	11/9	7/4	5/3	13/15
Charlotte	38/31	39/27	77-58	+19	30-60/24-55	.500/.436	6-22/6-15	.273/.400	11-15/4-8	.733/.500	32/33 (1)	17/8	9/19	3/4	10/5	11/13
Charlotte	38/37	39/37	77-74	+3	29-57/29-59	.509/.492	14-23/6-22	.609/.273	5-9/10-19	.556/.526	35/31 +4	12/17	11/8	2/2	4/4	17/11
SOUTH ALABAMA	43/21	44/54	87-75	+12	31-57/32-79	.544/.405	7-16/4-18	.438/.222	18-23/7-14	.783/.500	35/43 (8)	21/11	9/6	8/2	3/7	11/19
ILLINOIS	37/24	33/37	70-61	+9	22-58/23-69	.379/.333	9-30/7-30	.300/.233	17-21/8-12	.810/.667	44/44 -	12/7	5/7	3/1	4/1	16/20
GREEN BAY	23/25	32/43	55-68	(13)	20-61/25-57	.328/.439	5-20/3-14	.250/.214	10-16/15-23	.625/.652	37/46 (9)	9/12	12/13	5/5	6/9	20/20
SAVANNAH STATE	34/23	36/16	70-39	+31	21-41/15-46	.512/.326	9-19/7-20	.474/.350	19-23/2-6	.826/.333	34/24 +10	11/10	16/19	2/0	12/7	11/18
EASTERN KENTUCKY	25/27	19/45	44-72	(28)	12-41/28-55	.293/.509	8-27/14-26	.296/.538	12-18/2-4	.667/.500	26/37 (11)	9/16	14/9	3/1	5/5	16/19
Providence	33/33	29/43	62-76	(14)	22-59/29-53	.373/.547	5-27/4-12	.185/.333	13-18/14-18	.722/.778	31/35 (4)	14/18	12/12	1/5	6/7	17/17
CO. OF CHARLESTON	32/12	35/28	67-40	+27	23-51/16-54	.451/.296	7-20/2-14	.350/.143	14-27/6-9	.519/.667	39/38 +1	18/7	7/14	2/3	2/2	15/25
VIRGINIA	20/38	43/25	80-89	(9)	27-68/26-58	.397/.448	9-28/10-21	.321/.476	17-24/27-39	.708/.692	43/39 +4	14/19	10/9	0/6	6/3	26/23
BOSTON COLLEGE	29/21	31/35	60-56	+4	23-51/21-52	.451/.404	5-22/9-22	.227/.409	9-14/5-10	.643/.500	33/34 (1)	11/11	5/6	5/3	5/2	12/17
Duke	34/35	56/39	90-74	+16	29-56/29-66	.518/.439	10-20/6-21	.500/.286	22-30/10-20	.733/.500	31/41 (10)	14/12	11/15	3/1	12/4	20/22
Notre Dame	30/29	40/46	70-75	(5)	25-57/27-55	.439/.491	9-22/9-28	.409/.321	11-15/12-14	.733/.857	32/33 (1)	15/17	8/8	3/7	3/6	13/10
NC STATE	26/33	39/27	65-60	+5	19-47/26-60	.404/.433	9-23/5-15	.391/.333	18-21/3-4	.857/.750	31/33 (2)	15/12	9/10	5/2	3/1	10/21
Syracuse	26/26	40/36	66-62	+4	23-56/24-54	.411/.444	10-29/6-16	.345/.375	10-14/8-19	.714/.421	32/40 (8)	17/16	8/13	3/3	7/6	19/13
GEORGIA TECH	26/34	24/36	50-70	(20)	19-55/25-44	.345/.568	6-26/2-10	.231/.200	6-9/18-22	.667/.818	29/32 (3)	9/10	12/10	1/2	4/7	18/15
Florida State	36/25	18/30	54-55	(1)	20-47/22-41	.426/.537	8-24/3-9	.333/.333	6-11/8-12	.545/.667	22/25 (3)	15/9	11/16	1/3	5/5	16/12
LOUISVILLE	26/35	29/28	55-63	(8)	18-53/23-48	.340/.479	6-19/4-15	.316/.267	13-17/13-18	.765/.722	32/33 (1)	8/7	11/12	1/7	7/9	16/16
CLEMSON	24/25	32/20	56-45	+11	19-49/20-61	.388/.328	10-26/5-20	.385/.250	8-12/0-1	.667/.000	37/36 +1	12/7	11/10	7/3	5/8	9/12
Wake Forest	33/42	37/30	70-72	(2)	24-53/26-56	.453/.464	7-26/12-23	.269/.522	15-20/8-15	.750/.533	29/37 (8)	14/18	8/14	0/0	8/4	19/14
Boston College	28/30	38/36	89-86	+3	24-57/30-66	.421/.455	11-24/8-24	.458/.333	30-37/18-24	.811/.750	37/36 +1	14/19	11/11	5/4	5/5	23/27
VIRGINIA TECH	29/26	47/26	76-52	+24	26-51/16-46	.510/.348	7-22/7-21	.318/.333	17-24/13-20	.708/.650	40/19 +21	21/10	12/11	4/3	6/5	13/17
Louisville	29/19	24/36	53-55	(2)	21-56/19-56	.375/.339	6-19/5-18	.316/.278	5-7/12-19	.714/.632	34/41 (7)	9/8	13/10	2/8	4/9	15/13
FLORIDA STATE	29/25	52/52	81-77	+4	23-48/24-50	.479/.480	4-16/10-21	.250/.476	31-38/19-27	.816/.704	37/23 +14	9/9	9/11	2/1	5/3	19/28
NORTH CAROLINA	30/32	34/41	64-73	(9)	24-57/26-57	.421/.456	6-23/5-11	.261/.455	10-15/16-21	.667/.762	28/42 (14)	11/16	13/15	4/2	5/7	19/15
Pittsburgh	29/33	38/30	67-63	+4	23-54/25-54	.426/.463	6-12/6-21	.500/.286	15-18/7-8	.833/.875	33/30 +3	10/18	7/8	1/5	4/2	12/16
Virginia Tech	46/18	36/43	82-61	+21	26-56/22-48	.464/.458	15-25/6-15	.600/.400	15-17/11-17	.882/.647	31/27 +4	15/10	7/12	3/2	6/0	16/15

Note: Game totals are displayed in the format TEAM/OPPONENT for each category



**2014-15 Miami Men's Basketball**  
**Miami Combined Team Statistics (as of Mar 07, 2015)**  
**Conference games**

<b>RECORD:</b>	<b>OVERALL</b>	<b>HOME</b>	<b>AWAY</b>	<b>NEUTRAL</b>
ALL GAMES	10-8	5-4	5-4	0-0
CONFERENCE	10-8	5-4	5-4	0-0
NON-CONFERENCE	0-0	0-0	0-0	0-0

##	Player	gp-gs	min	avg	Total		3-Point		F-Throw		Rebounds				pf	dq	a	to	blk	stl	pts	avg
					fg-fga	fg%	3fg-fga	3fg%	ft-fa	ft%	off	def	tot	avg								
10	Sheldon McClellan	18-18	616	34.2	85-184	.462	28-80	.350	56-67	.836	11	60	71	3.9	22	0	37	21	5	17	254	14.1
13	Angel Rodriguez	16-15	465	29.1	51-168	.304	17-80	.213	62-81	.765	7	26	33	2.1	54	4	69	37	2	25	181	11.3
23	Tonye Jekiri	18-18	581	32.3	65-128	.508	0-0	.000	39-55	.709	65	131	196	10.9	52	2	13	26	24	14	169	9.4
05	Davon Reed	18-14	517	28.7	57-104	.548	29-55	.527	22-30	.733	12	52	64	3.6	43	1	29	16	6	18	165	9.2
20	Manu Lecomte	18-5	352	19.6	36-85	.424	23-44	.523	26-31	.839	2	17	19	1.1	23	0	29	19	0	10	121	6.7
33	Ivan CruzUceda	14-1	194	13.9	23-62	.371	13-39	.333	10-13	.769	12	31	43	3.1	12	0	3	8	1	5	69	4.9
01	Deandre Burnett	12-3	183	15.3	18-52	.346	7-28	.250	14-19	.737	3	10	13	1.1	15	0	8	12	2	2	57	4.8
22	Omar Sherman	17-8	293	17.2	29-71	.408	14-42	.333	5-9	.556	8	18	26	1.5	28	0	12	8	7	5	77	4.5
00	Ja'Quan Newton	15-2	202	13.5	22-52	.423	2-7	.286	13-23	.565	3	12	15	1.0	15	0	24	17	1	2	59	3.9
12	James Palmer	18-3	201	11.2	22-57	.386	11-30	.367	11-14	.786	5	19	24	1.3	14	0	7	6	2	1	66	3.7
02	Joe Thomas	14-3	92	6.6	5-7	.714	0-0	.000	0-1	.000	9	6	15	1.1	16	0	2	1	0	1	10	0.7
11	Mike Fernandez	2-0	2	1.0	0-1	.000	0-1	.000	0-0	.000	0	0	0	0.0	1	0	0	0	0	0	0	0.0
35	Chris Stowell	2-0	2	1.0	0-0	.000	0-0	.000	0-0	.000	0	0	0	0.0	0	0	0	0	0	0	0	0.0
Team											31	41	72					5				
Total.....		18	3700		413-971	.425	144-406	.355	258-343	.752	168	423	591	32.8	295	7	233	176	50	100	1228	68.2
Opponents.....		18	3701		431-972	.443	118-331	.356	208-310	.671	171	430	601	33.4	306	5	228	201	62	86	1188	66.0

<b>TEAM STATISTICS</b>	<b>UM</b>	<b>OPP</b>
SCORING	1228	1188
Points per game	68.2	66.0
Scoring margin	+2.2	-
FIELD GOALS-ATT	413-971	431-972
Field goal pct	.425	.443
3 POINT FG-ATT	144-406	118-331
3-point FG pct	.355	.356
3-pt FG made per game	8.0	6.6
FREE THROWS-ATT	258-343	208-310
Free throw pct	.752	.671
F-Throws made per game	14.3	11.6
REBOUNDS	591	601
Rebounds per game	32.8	33.4
Rebounding margin	-0.6	-
ASSISTS	233	228
Assists per game	12.9	12.7
TURNOVERS	176	201
Turnovers per game	9.8	11.2
Turnover margin	+1.4	-
Assist/turnover ratio	1.3	1.1
STEALS	100	86
Steals per game	5.6	4.8
BLOCKS	50	62
Blocks per game	2.8	3.4
ATTENDANCE	55322	107468
Home games-Avg/Game	9-6147	9-11941
Neutral site-Avg/Game	-	0-0

<b>Date</b>	<b>Opponent</b>	<b>Score</b>	<b>Att.</b>
* 01-03-15	VIRGINIA	Lo2 80-89	5377
* 01-10-15	BOSTON COLLEGE	W 60-56	6608
* 01-13-15	at Duke	W 90-74	9314
* 01-17-15	at Notre Dame	L 70-75	9149
* 01-22-15	NC STATE	W 65-60	6556
* 01-24-15	at Syracuse	W 66-62	30677
* 01-28-15	GEORGIA TECH	L 50-70	5031
* 02-01-15	at Florida State	L 54-55	7282
* 02-03-15	LOUISVILLE	L 55-63	6563
* 02-08-15	CLEMSON	W 56-45	6351
* 02-11-15	at Wake Forest	L 70-72	9918
* 02-16-15	at Boston College	Wo2 89-86	3813
* 02-18-15	VIRGINIA TECH	W 76-52	5007
* 02-21-15	at Louisville	L 53-55	21345
* 02-25-15	FLORIDA STATE	W 81-77	5857
* 02-28-15	NORTH CAROLINA	L 64-73	7972
* 03-04-15	at PITT	W 67-63	10549
* 03-07-15	at Virginia Tech	W 82-61	5421

& = Gildan Charleston Classic, S.C.

% = ACC-Big Ten Challenge

^ = Brooklyn Holiday Hoops Invitational, N.Y.

\* = Conference game

<b>Score by Periods</b>	<b>1st</b>	<b>2nd</b>	<b>OT</b>	<b>OT2</b>	<b>Totals</b>
Miami	530	658	18	22	1228
Opponents	526	616	18	28	1188

\* = Conference game