



CONTACT: Amy Woodruff, Associate Communications Director
 O: (305) 284-3241 | C: (813) 410-1194
 A.Woodruff@miami.edu | @CanesHoops

2013-14 SCHEDULE

DATE	OPPONENT	TV/RPI	TIME/SCORE
Oct. 30	Florida Tech (exh.)		W, 84-55
Nov. 8	St. Francis Brooklyn	161	L, OT, 62-66
Nov. 11	Georgia Southern	323	W, OT, 81-80
Nov. 14	Texas Southern	298	W, 84-69
Nov. 18	at College of Charleston &	225	W, 70-54
Nov. 21	UCF	212	L, 58-63
DIRECTV Wooden Legacy (Anaheim, Calif.)			
Nov. 28	vs. RV/- George Washington	34	L, OT, 63-71
Nov. 29	vs. Cal State Fullerton	296	W, 48-46
Dec. 1	vs. RV/RV Arizona State	50	W, 60-57
Dec. 4	at Nebraska!	74	L, 49-60
Dec. 8	Virginia Tech*	203	L, OT, 60-61
Dec. 19	at Savannah State	307	W, 68-51
Dec. 22	La Salle	82	W, 71-58
Dec. 30	Loyola (MD)	232	W, 71-48
Jan. 4	at No. 2 Syracuse*	6	L, 49-44
Jan. 8	at RV/RV North Carolina*	51	W, 63-57
Jan. 15	Florida State*	28	L, 53-63
Jan. 18	at Georgia Tech*	152	W, 56-42
Jan. 22	No. 18 Duke*	16	L, 46-67
Jan. 25	No. 2 Syracuse*	6	L, 52-64
Jan. 29	at Maryland*	73	L, 71-74
Feb. 1	Norfolk State	281	4 p.m.
Feb. 5	No. 20/19 Pittsburgh*	RSN	7 p.m.
Feb. 8	NC State*	RSN	2 p.m.
Feb. 10	at Florida State*	ESPNU	9 p.m.
Feb. 15	at Virginia Tech*	RSN	6 p.m.
Feb. 19	Notre Dame*	RSN	9 p.m.
Feb. 22	Boston College*	ACCN	12 p.m.
Feb. 26	at RV/RV Virginia*	RSN	7 p.m.
March 1	at NC State*	ACCN	12 p.m.
March 4	at Clemson*	ACCN	8 p.m.
March 8	Wake Forest*	RSN	2 p.m.
March 12	ACC Tournament		

All home games are played at the BankUnited Center
 Game times are ET and subject to change
 * ACC game ! Big Ten/ACC Challenge
 & First game of Wooden Legacy, played in Charleston, S.C.
 ACCN - ACC Network RSN - Regional Sports Network
 All conference games on an ESPN network will also be available on WatchESPN.
 All conference games carried on ACCN or RSN will also be available on ESPN3.
 All games can be heard on WQAM 560 and Canes All Access on HurricaneSports.com

SOCIAL MEDIA

Website: HurricaneSports.com
Twitter, Instagram, Facebook: @CanesHoops

MIAMI MEDIA GUIDE

Miami is not printing media guides again this season.



MIAMI
 HURRICANES
 (10-10, 2-6)

NORFOLK STATE
 SPARTANS
 (12-9, 6-2)

NATIONAL RANKING
 --/--

NATIONAL RANKING
 --/--

LAST TIME OUT
 L, 71-74 at Maryland

LAST TIME OUT
 W, 56-49 at Savannah State

STATISTICAL LEADERS
Points per Game
 Rion Brown, 14.0
 Adams, 9.7
Rebounds per Game
 Donnavan Kirk, 6.3
Assists per Game
 Garrius Adams, 2.9

STATISTICAL LEADERS
Points per Game
 Malcolm Hawkins, 16.7
 Pendarvis Williams, 15.1
Rebounds per Game
 RaShid Gaston, 7.0
Assists per Game
 Jamel Fuentes, 5.6

SETTING THE SCENE

Feb. 1, 2014 | 4 p.m.
BankUnited Center | Coral Gables, Fla.

TV: ESPN3
Radio: 560 WQAM | 90.5 WVUM
Web: WQAM.com | WVUM.org

After leading Miami to the 2013 NCAA Sweet 16 and winning the school's first ACC regular season and tournament championships, **Jim Larrañaga** was honored as the AP, Naismith, USBWA Henry Iba, Adolph Rupp Cup and ACC Coach of the Year. The Bronx, N.Y., native helped Miami to a No. 2 national ranking by both the AP and USA TODAY, and a No. 2 seed in the NCAA Tournament. He is the 10th coach in the last 10 years to lead two top-10 programs.



THE GAME

Miami takes time out from its ACC slate to face non-conference opponent Norfolk State on Saturday, Feb. 1 at 4 p.m. in the BankUnited Center.

THE SERIES

Miami is 1-0 in the all-time series against Norfolk State, defeating the Spartans, 76-58, on Jan. 2, 2005 in Coral Gables.

THE BROADCASTS

Catch the game on ESPN3 with Mike Levine and Drew Nicholas making the call. Also check out the game on 560 WQAM Radio with Joe Zagacki and Josh Darrow, and on 90.5 WVUM, Miami's student radio station.

THE COACH

Head coach Jim Larrañaga has a 529-364 overall record in his 30th season as a head coach. He is 59-30 in his third season at the University of Miami.

THE POLLS (as of Jan. 30)

KenPom.com: Miami - 78, Norfolk State - 280. NCAA RPI: Miami - 88, Norfolk State - 281.

THE WEATHER

Projected temperatures on game day: Coral Gables - 81/71. Norfolk - 53/46.

UP NEXT

Miami hosts a three-game homestand beginning with Norfolk State (Feb. 1), followed by No. 20/19 Pittsburgh (Feb. 5) and NC State (Feb. 8).

2013-14 ROSTER

#	Name	Pos.	Ht.	Wt.	Yr.	Hometown Previous School (s)
3	Steve Sorenson	G	6-0	161	So.	Dallas, Texas St. Mark's School of Texas Walk on who played in eight games as a freshman ... First (and only) career point was a free throw against Duke on Jan. 23, 2013.
4	Raphael Akpejori	F	6-9	241	Sr.	Lagos, Nigeria Sunrise Christian Academy (Kan.) Rebound in 10 of last 11 outings ... Played 18 minutes at Georgia Tech with two rebounds and a steal ... Engineering major.
5	Davon Reed	G	6-6	208	Fr.	Ewing, N.J. Princeton Day School (N.J.) Shooting guard playing out of position at the point ... Notched 16 points in 25 min. against Syracuse (1/25) ... Season-best 19 pts vs. ASU.
11	Mike Fernandez	G	6-1	189	Fr.	Coral Gables, Fla. Belen Jesuit Walk on raised in Coral Gables, Fla. ... H.M. All-Dade County ... Hit 40 percent of field goals senior season.
12	Justin Heller	G	6-2	177	Sr.	Boca Raton, Fla. West Boca Raton Community Walk on who earned scholarship Spring 2014 semester ... Played in 16 career games ... Scored first career points against Charlotte in 2012.
15	Rion Brown	G	6-6	211	Sr.	Hinesville, Ga. Liberty County 3FG% is 40.5 in ACC games, after 29.3% in non-conference ... 7+ rebounds in 10 games ... Tied season high 25 points at Maryland.
20	Manu Lecomte	G	5-11	159	Fr.	Brussels, Belgium Athene des Pagodes Season high 19 points at Maryland after then-best 16 points at GT three games prior ... Started first 6 games, returned to lineup vs. FSU.
21	Erik Swoope	F	6-5	220	Sr.	Lake Elsinore, Calif. Harvard-Westlake Career game at UNC: 14 points, four rebounds, two steals, an assist & a block in career-best 25 min ... Max bench press is 365 pounds.
22	Donnavan Kirk	F	6-9	228	Gr.	Pontiac, Mich. DePaul Detroit Country Day HS Hitting 50.9% FG and 38.9% 3FG in ACC games, hit only 49.0 FG and 25.0 3FG in non-conference ... Block in 17 games.
23	Tonye Jekiri	C	7-0	235	So.	Hialeah, Fla. Champagnat Catholic School Nigeria Career-best 10 rebounds at UNC with three blocks and two steals ... 9 rebounds and 8 points vs. Duke ... Native of Nigeria.
25	Garrus Adams	G	6-6	200	Gr.	Apex, N.C. Middle Creek 3.4 assists per game in ACC play with 2.3 a/to ratio ... 12 pts at MD was first time in double-digits in ACC play ... Career high 20 pts vs. UCF.
35	James Kelly	F	6-7	246	Jr.	Ann Arbor, Mich. Owens CC Pioneer HS Two-straight career-high games with 17 points vs. TSU, then 18 points at CofC ... 12 points, 9 rebounds in ACC debut vs. Virginia Tech.

REDSHIRTS (*will sit out 2013-14 season and have two years of eligibility remaining)

1	Deandre Burnett	G	6-2	191	Fr.	Miami, Fla. Carol City HS Sustained left wrist injury, will redshirt rookie season ... 2012 Parade All-American ... Avg. 37 ppg as a senior, third in the nation.
10	Sheldon McClellan*	G	6-5	206	Jr.	Houston, Texas Texas Bellaire Played 68 games, starting 24 at Texas ... In two seasons averaged 12.4 ppg, 3.6 rpg, 0.7 apg.
13	Angel Rodriguez*	G	5-11	181	Jr.	Cupey, P.R. Kansas State Miami Krop HS NABC All-District, All-Big 12, Big 12 All-Defensive Team ... Big 12 Co-Champions ... Played 65 career games, averaging 9.8 ppg, 4.2 apg.

LARRAÑAGA BY THE NUMBERS

1 - Coach Jim Larrañaga is one of four ACC coaches with a Final Four appearance to his credit.

4 - In 2006, Coach Jim Larrañaga became the first coach at a mid-major school to take his team to the NCAA Final Four in 27 years.

7 - Larrañaga is no stranger to the ACC. In his seven seasons as an assistant coach at Virginia, the Cavaliers participated in the NCAA Final Four in 1981 and 1984, won three ACC Championships and finished in the Top 5 of the AP rankings.

14 - Larrañaga has made 14 postseason appearances in the past 23 years, including six NCAA tournaments.

30 - Larrañaga is in his 30th year as a head coach and has successfully transitioned three institutions into successful programs: Miami, Bowling Green and George Mason.

LARRAÑAGA - WHY MIAMI?

Along with returning to the best basketball conference in the country, Coach L had a few personal reasons for accepting the head coaching job at Miami. Coach's grandfather was from Cuba, where he produced the Larrañaga [lare-en-YAH-ga] cigar. Coach's father was raised in Key West before moving to The Bronx, N.Y., getting married and raising six children. Coach L was raised in The Bronx, but vacationed to Florida as a boy. He also has owned a house in Sarasota - which he bought from Dick Vitale's daughter - for eight years, and three of his siblings have retired to Florida.

MIAMI VS. NORFOLK STATE (1-0)

Since the rebirth of Miami basketball in 1985: 1-0
 Since joining the ACC in 2004-05: 1-0
 Since the arrival of Jim Larrañaga in 2011-12: 0-0

Date	Result	Location
01/02/05	W 76-58	Coral Gables, Fla.

RECAP: MIAMI AT MARYLAND (JAN. 29, 2014)

Starters: Rion Brown, Manu Lecomte, Tonye Jekiri, Donnavan Kirk, Garrus Adams. Manu Lecomte scored in double-figures for the seventh time this year. His 19 points were a career high for the freshman from Belgium, surpassing the previous mark of 16 set against Georgia Tech on January 18. Rion Brown, who has led the Canes in scoring over the last five games with 13.4 ppg, scored 25 points Wednesday against Maryland. It is the second time Brown has matched his career high, previously set on December 4 against Nebraska. Tonye Jekiri recorded a block for the 13th time this season. The sophomore, who recorded 11 blocks during his freshman campaign, already has 18 blocks this year through 20 games. Donnavan Kirk joined Jekiri at the block party, recording two of his own against the Terrapins. His 40 blocks on the season put him 11 away from setting a new career high. Miami and Maryland combined for 10 first half three-pointers Wednesday night, accounting for more than half of the team's combined total points. Rion Brown made multiple threes for the eighth time this season.

PRONUNCIATIONS

Players	
5 Davon Reed	Dave-on
10 Raphael Akpejori	AHK-peh-jour-ee
15 Rion Brown	Ryan
20 Manu Lecomte	Man-ew La-cont
21 Erik Swoope	Swoope
23 Tonye Jekiri	Tahn-yay Jah-kEEr-EE
25 Garrus Adams	GARY-us

Coaches

Jim Larrañaga	LARE-uh-NAY-guh
Michael Huger	HUE-gur
Chris Caputo	Ca-poo-toe

CLASS BREAKDOWN

Graduates	Garrus Adams, Donnavan Kirk
Seniors	Raphael Akpejori, Rion Brown Justin Heller, Erik Swoope
Juniors	James Kelly, Sheldon McClellan Angel Rodriguez
Sophomores	Tonye Jekiri, Steve Sorenson
Freshmen	Deandre Burnett, Cornelius Elder Mike Fernandez, Manu Lecomte, Davon Reed

GEOGRAPHIC BREAKDOWN

BELGIUM	
Brussels	Manu Lecomte
NIGERIA	
Lagos	Raphael Akpejori
PUERTO RICO	
Cupey	Angel Rodriguez
UNITED STATES	
California	Erik Swoope
Florida	Deandre Burnett, Mike Fernandez Justin Heller, Tonye Jekiri
Georgia	Rion Brown
Michigan	James Kelly, Donnavan Kirk
New Jersey	Davon Reed
North Carolina	Garrus Adams
Tennessee	Corn Elder
Texas	Steve Sorenson, Sheldon McClellan

2013-14 ACC STANDINGS

As of Jan. 29, 2014

1. Syracuse	7-0	1.000	20-0	1.000
2. Virginia	7-1	.875	16-5	.762
3. Pitt	6-2	.750	18-3	.857
4. Duke	6-2	.750	17-4	.810
5. Clemson	4-3	.571	13-6	.684
6. NC State	4-4	.500	14-7	.667
7. Wake Forest	4-4	.500	14-7	.667
8. Florida State	4-4	.500	13-7	.650
9. Maryland	4-4	.500	12-9	.571
10. North Carolina	3-4	.429	13-7	.650
11. Georgia Tech	2-6	.250	11-10	.524
12. Notre Dame	2-6	.250	11-10	.524
13. Miami	2-6	.250	10-10	.500
14. Boston College	2-5	.286	6-14	.300
15. Virginia Tech	1-7	.125	8-12	.400

Miami was picked to finish 12th in the ACC this season.

2013-14 QUICK HITS

- 9 newcomers (8 scholarship)
- 6 players return (4 scholarship)
- 0 starters return
- Nine scholarship players are available for 2013-14 season.
- 2 players will redshirt after transferring from Division I schools. One will redshirt due to injury.
- Six seniors in 2013-14, after having five seniors - who all earned their academic degree - last season.
- Miami is the only ACC team with zero returning starters. Additionally, Miami lost its six top players, who started 174 combined games. Rion Brown is the only Hurricane to start any games (6) last season, so the Canes return 6-of-180 starts, which is 3.3 percent.
- Miami returns 13.3 percent of points scored (9.3 ppg), 14.2 percent of rebounds (5.1 rpg) and 1.0 percent of assists (1.1 per game), all the lowest in the ACC.
- Coach Jim Larrañaga is one of five active ACC coaches with 400 or more wins.
- Miami's freshman class includes: Deandre Burnett - third in the nation in scoring as a senior with 37 ppg; Manu Lecomte - Belgium second division player; and Davon Reed - 2,000 point scorer who averaged 24 ppg as a senior.
- Two transfers joined the Canes this season in James Kelly, who averaged 17.9 ppg and 10.0 rpg in two JC seasons and Donnavan Kirk, who played 54 games for DePaul the past two seasons, leading the team in blocked shots.
- One year ago, Miami was selected fourth by the coaches and fifth by the media in preseason ACC polls, but finished the season as the regular season and tournament champion.
- Miami started the 2012-13 season unranked, but jumped to No. 2/2 in the nation by Feb. 18. The Canes ended the season No. 5/10.
- At that same Operation Basketball, zero Hurricanes were selected for preseason All-ACC teams. At the end of the championship season, Jim Larrañaga was Coach of the Year, Shane Larkin was Player of the Year (coaches), and Durand Scott was Defensive Player of the Year while Larkin (1st & defensive), Kenny Kadji (2nd), and Scott (H.M. & defensive) were selected to ACSMA All-ACC teams. The coaches picked Scott for third team and Julian Gamble was listed on the Defensive Team with Scott and Larkin.
- Miami's top six players from the 2013 ACC Championship season combined for 5,399 career points, 2,744 rebounds, 966 assists, 480 steals, 369 blocked shots and 412 starts.
- All six of those six players have played professionally since graduating: Dallas Maverick Shane Larkin was selected No. 18 in the NBA Draft; Kenny Kadji (Cavaliers) and Trey McKinney Jones (Bucks) were with NBA teams during the preseason; Reggie Johnson was selected in the D-League Draft by the Delaware 87ers, Julian Gamble is playing in France and Durand Scott is in Spain.
- Shane Larkin was picked No. 18 overall in the 2013 NBA Draft. The ACC led all conferences with eight players selected in the Draft. Every ACC team has had at least one first round selection. With its four first-round selections, the ACC extends its streak of having at least one first-round draft pick to 25 consecutive years (1989-2013). Over the past five years (2009-13), the ACC leads all conferences with 27 first round picks.
- In 2013 Miami won the ACC regular season and tournament championships. The last team to win both titles outright was North Carolina in 2008. (Duke tied with Maryland in 2010 for regular season).
- Miami is the only school not from the state of North Carolina to win both the ACC regular season and tournament titles outright in the same season. (Georgia Tech was regular season tri-champion in 1985).

STIFLING D BY THE HURRICANES

After playing man-to-man defense 95 percent of the time in his first 40 years of coaching, Jim Larrañaga's team is now playing zone 95 percent of the game.

With the zone, Miami has held 12 of its last 13 opponents to less than 70 points, and only three teams overall this season have scored more than 70 points on the Canes: 80-Georgia Southern, 71-George Washington, 74-Maryland. Prior to the game vs. Florida State, UM held five-straight opponents to fewer than 60 points.

In five of the last six conference games, Miami has held Syracuse (twice), North Carolina, Florida State, Georgia Tech and Duke considerably below their offensive season scoring averages. Those six teams entered the game with the Canes averaging a combined 75.8 points per game, but have been held to an average of 57 ppg.

Team	PPG	FG%	3FG%
Syracuse	76.2	47.4	36.6
SU vs. UM	49	36.2	20.0
UNC	79.1	46.7	32.7
UNC vs. UM	57	30.8	23.8
FSU	74.3	47.6	35.2
FSU vs. UM	63	45.7	46.7
GT	70.7	44.2	29.8
GT vs. UM	42	29.5	20.0
Duke	82.6	48.4	41.4
Duke vs. UM	67	42.9	32.0
Syracuse	72.0	46.1	34.6
SU vs. UM	64	44.7	45.5

WINS VS. LOSSES FOR THE CANES

In Miami's 10 wins:

- Six players average 7.5 ppg or better.
- Miami scores 67.2 ppg, shooting 47.1% FG.
- The Canes average 35.3 rpg, 13.0 apg and 6.1 spg.
- Rion Brown shoots 46.8% FG and grabs 7.1 rpg.
- Donnavan Kirk averages 11.1 ppg and Manu Lecomte 9.2 ppg.

In Miami's 10 losses:

- Three players average 7.5 ppg or more.
- Miami scores 55.8 ppg, shooting 37.1% FG.
- The Canes average 33.8 rpg, 9.0 apg and 4.5 spg.
- Rion Brown shoots 39.5% FG and grabs 5.3 rpg.
- Donnavan Kirk averages 8.1 ppg and Manu Lecomte 6.2 ppg.

LECOMTE COMPARED TO LARKIN

Freshman Manu Lecomte's conference stats are comparable to Shane Larkin's during his rookie year at the U.

	GP-S	MPG	PPG	FG%	3FG%	FT%	A	S
Lecomte	8-5	30.3	8.8	43.6	41.2	75.0	23	3
Larkin	8-4	24.9	4.9	28.2	26.1	81.7	23	16

Player	10+ points	20+ points	7+ rebounds	2+ blocks	4+ assists
Adams	9	1	4	-	7
Akpejori	-	-	-	-	-
Brown	15	3	10	-	6
Jekiri	1	-	7	2	1
Kelly	9	-	4	1	-
Kirk	8	1	10	12	-
Lecomte	7	-	-	-	6
Reed	5	-	-	-	2
Swoope	1	-	-	-	-

SERIES VS. NORFOLK STATE

Overall	Miami leads 1-0
Games at Miami	1-0
Games at Norfolk	0-0
Games on neutral courts	0-0
Current streak	Miami won 1
Last meeting	Jan. 2, 2005. W, 76-58
Larrañaga at UM vs. Norfolk State	0-0

DID YOU KNOW

Miami has only three players 6-foot-9 or taller, and six guys are between 6'5 and 6'7, while seven Canes are 5'11 to 6'2.

Miami men's basketball has graduated 30 of 31 players in the past nine years and in just two seasons under Larrañaga, the team has had all nine seniors earn their degree. All six seniors on the 2013 ACC Championship team earned their degree, including current senior Garius Adams.

Coach L became the first Miami coach to win 20+ games in his first two seasons at UM and only the fourth of 12 UM coaches to post two 20-win seasons.

Former Cane Rick Barry was named one of the Greatest Players in NBA History.

Miami native and former Cane James Jones won the 2010-2011 NBA All-Star Weekend 3-Point Contest and the NBA Championship in the 2011-2012 season.

Six-time NBA All Star Amar'e Stoudemire enrolled at UM last year and is taking classes to earn his bachelor's degree.

UM is in its 10th season in the ACC.

Coach L led the George Mason Patriots to the Final Four with big wins over some of basketball's elite teams such as Michigan State, UNC, and UConn. He was the first coach to take a mid-major to a Final Four in 27 years when his team advanced in 2006.

In 14 years at George Mason, Larrañaga led the Patriots to five NCAA Tournament appearances (2011, 2008, 2006, 2001, 1999), including the 2006 Final Four.

Miami basketball received APR (academic progress rate) Public Recognition Awards for being among the top 10 percent in APR in their sport. Miami ranks in the top 10 percent NCAA men's basketball with a 990 APR.

The University of Miami Department of Athletics recorded a Graduation Success Rate (GSR) of 92 percent. Miami's department-wide GSR is tied for third among ACC schools and 10th overall among FBS programs. UM has exceeded the NCAA average GSR in each of the last nine years.

According to latest US News & World Report rankings, the University of Miami is the top academic institution in the state of Florida and ranks 47th nationally.

The Hurricanes have made at least one trey in 855 of 860 games since the NCAA adopted the 3-point shot in 1986.

Miami has held 713 of its last 714 opponents to less than 100 points. UNC was the last team to score 100+, defeating UM 105-64 on Jan. 31, 2007.

The Canes have averaged 20+ wins in each of the last eight seasons.

UM has played in the postseason 14 of the past 19 years, six of which were in the NCAA Tournament. The Hurricanes have advanced to the postseason seven times in nine seasons, with five NIT appearances and two NCAA appearances.

UM COMMUNICATIONS

Assoc. AD for Communications Chris Freet
c.freet@miami.edu
MBB Contact Amy Woodruff
Associate Director of Communications
Work/Cell (305) 284-3241 / (813) 410-1194
Email a.woodruff@miami.edu
Website www.HurricaneSports.com

2013-14 UM QUICK FACTS

Location Coral Gables, Fla.
Stadium BankUnited Center
Press Row 305-284-2111
Capacity 7,900
Enrollment 15,524
Founded 1925
Colors Orange, Green, White
Nickname Hurricanes
Mascot Sebastian the Ibis
Conference Atlantic Coast
President Dr. Donna E. Shalala
Director of Athletics Blake James
Address 5821 San Amaro Drive
Coral Gables, Fla. 33146

2012-13 Overall Record 29-7
Home/Away/Neutral 14-1/10-3/5-3
2012-13 ACC Record 15-3
2012-13 ACC Finish 1
Returning / Lost 7/6
Newcomers 9

Head Coach Jim Larrañaga
Alma Mater Providence, 1971
Record at UM 59-30 / 3rd season
Overall Record 529-364 / 30th season

STAFF
Eric Konkol Wisconsin-Eau Claire, '00
Michael Huger Bowling Green, '94
Chris Caputo Westfield (Mass.) State, '02
Director of Operations Adam Fisher
Assoc. Director of Operations Jaime Vathielil
Athletic Trainer Wes Brown
Strength & Conditioning Coach Steve Felde

HISTORY
First Season of Basketball 1926
Overall All-Time Record 931-699
Year UM Joined ACC 2004-05
NCAA Appearances Seven
1960, 1998, 1999, 2000, 2002, 2008, 2013
Last NCAA Appearance L, 71-61
Sweet 16 vs. Marquette, 2013
NIT Appearances 10
1961, 1963, 1964, 1995, 1997,
2001, 2005, 2006, 2009, 2011
Last NIT Appearance L, 79-64
Quarterfinals vs. Alabama, 2011

COMMUNICATIONS POLICIES

All interview requests for assistant coaches or athletics department staff members must also be approved and cleared by the UM Communications office and/or basketball contact Amy Woodruff. Credential requests are taken via e-mail to Amy Woodruff (A.Woodruff@miami.edu). Any misuse of credentials will result in removal from the BankUnited Center and the permanent voiding of the credential. The UM locker room is closed at all times. For home games, Coach Larrañaga and a handful of Hurricane players will report to the media room for interviews following the opposing team's postgame press conference.

LED (TIED) THE TEAM IN...

	Points	Rebounds	Assists	Steals	Blocks
Adams	4	3 (1)	3 (6)	4 (8)	
Akpejiori				(1)	(2)
Brown	5 (1)	3 (3)	4 (7)	1 (6)	
Jekiri		2 (2)	(1)	(4)	2 (3)
Kelly	3			(2)	1 (3)
Kirk	4 (1)	8 (2)		1	12 (3)
Lecomte	1		4 (3)	1 (4)	
Reed	2		1 (2)	2 (2)	(2)
Swoope				(1)	

MIAMI'S TOP SEVEN, A YEAR AGO

A season ago, only two of Miami's top seven guys were playing for the Canes, while another was out with injury. Four of Miami's current top seven players were scattered across the world.
Manu Lecomte - An amateur in a professional league in Belgium.
Garrus Adams - Sitting out while rehabbing a knee injury.
Rion Brown - Miami's seventh man, who averaged 6.3 ppg in 20.3 mpg in ACC play.
Donnavan Kirk - At DePaul, in the BIG EAST Conference.
Tonye Jekiri - At UM, averaging 1.7 ppg in 6.9 ACC minutes.
Davon Reed - Princeton Day School (N.J.)
James Kelly - Owens Community College.

COACH L VS. THE ACC

Coach Larrañaga has .500 or above winning percentage against all 11 returning ACC schools, and is 0-2 against the nationally ranked newcomer, Syracuse. Notably, Coach L is 6-4 combined against Duke and North Carolina.
vs. Boston College 5-0 vs. North Carolina State 2-2
vs. Clemson 3-0 vs. Notre Dame 0-0
vs. Duke 2-2 vs. Pittsburgh 0-0
vs. Florida State 2-2 vs. Syracuse 0-2
vs. Georgia Tech 4-1 vs. Virginia 1-1
vs. Maryland 2-2 vs. Virginia Tech 3-1
vs. North Carolina 4-2 vs. Wake Forest 1-1

COACHING COORDINATORS FOR MIAMI

Miami's assistant coaching staff is set up in a coordinator system, with Eric Konkol as the offensive coordinator, Michael Huger manning the defense and Chris Caputo handling the scout for every opponent.

STARTERS BY GAME

SFB	Lecomte	Adams	Brown	Kirk	Jekiri
GSU	Lecomte	Adams	Brown	Kirk	Jekiri
TSU	Lecomte	Adams	Brown	Kirk	Jekiri
CofC	Lecomte	Adams	Brown	Kirk	Kelly
UCF	Lecomte	Adams	Brown	Kirk	Kelly
GWU	Lecomte	Adams	Brown	Kirk	Jekiri
CSF	Reed	Adams	Brown	Kirk	Kelly
ASU	Reed	Adams	Brown	Kirk	Kelly
NEB	Reed	Adams	Brown	Kirk	Kelly
VT	Reed	Adams	Brown	Kirk	Kelly
SSU	Reed	Adams	Brown	Kirk	Kelly
LaSalle	Reed	Adams	Brown	Kirk	Kelly
Loyola	Reed	Adams	Brown	Kirk	Kelly
Syracuse	Reed	Adams	Brown	Kirk	Kelly
UNC	Reed	Adams	Brown	Kirk	Kelly
FSU	Lecomte	Adams	Brown	Kirk	Jekiri
GT	Lecomte	Adams	Brown	Kirk	Jekiri
Duke	Lecomte	Adams	Brown	Kirk	Jekiri
Syracuse	Lecomte	Adams	Brown	Kirk	Jekiri
Maryland	Lecomte	Adams	Brown	Kirk	Jekiri

RECORD BY STARTING LINEUP

Lecomte, Adams, Brown, Kirk, Jekiri	3-6
Lecomte, Adams, Brown, Kirk, Kelly	1-1
Reed, Adams, Brown, Kirk, Kelly	6-3

FIRSTS UNDER JIM LARRAÑAGA

First game: Nov. 11, 2011 vs. Tennessee Tech. W, 69-58.
First starting lineup: Malcolm Grant, Durand Scott, Garrus Adams, Erik Swoope, Kenny Kadji.
First opening tip: Miami - Kenny Kadji.
First UM FG: 18:38, Durand Scott, 3-pointer.
First lead: 18:38, 3-0.
First halftime score: Tennessee Tech 32, Miami 27.
First win: Nov. 11, 2011. Miami 69, Tennessee Tech 58.
Attendance at first game: 3,600.
First loss: Nov. 25, 2011 at Ole Miss, 64-61 (OT).
First road win: Dec. 22, 2011 at Charlotte, 76-61.
First ACC game: Jan. 7, 2012 at Virginia, L, 52-51.
First ACC win: Jan. 18, 2012 vs. Clemson, 76-73.
First ACC regular season title: 2012-13

**JIM LARRAÑAGA = PROGRAM CHANGER
In Coach L's Two Seasons at Miami ...**

- ACC Regular Season and Tournament Championships
- .710 winning percentage
- Two 20-win seasons
- Two postseason appearances with three victories
- 15 ACC wins in 2013
- One All-American

Seven Seasons before Coach L at UM ...

- .561 winning percentage
- Best conference finish was fifth place
- One NCAA Tournament appearance
- Most ACC wins was eight

In Coach L's 14 Seasons at George Mason ...

- .626 winning percentage
- 13 straight winning seasons
- A Final Four appearance
- 5 trips to the NCAA tournament
- 9 postseason appearances
- First national ranking
- First appearance in Top 10
- First wins over Top 10 teams
- Winningest coach in league history

Seven Seasons before Coach L at GMU...

- .340 winning percentage
- 7 straight losing seasons
- 0 postseason appearances
- Worst team in the CAA

CANES IN THE NCAA TOURNAMENT

Season	Coach	Overall	Conf.	Record
1959-60	Bruce Hale	23-4		0-1
1997-98	Leonard Hamilton	18-10	11-7	0-1
1998-99	Leonard Hamilton	23-7	15-3	1-1
1999-00	Leonard Hamilton	23-11	13-3	2-1
2001-02	Perry Clark	24-8	10-6	0-1
2007-08	Frank Haith	23-11	8-8	1-1
2012-13 Jim Larrañaga		29-7	15-3	2-1

20-WIN SEASONS AT MIAMI

Season	Coach	Overall	Conf.	W-L	Postseason
1946-47	Hart Morris	20-7			
1959-60	Bruce Hale	23-4			NCAA
1960-61	Bruce Hale	20-7			NIT
1962-63	Bruce Hale	23-5			NIT
1963-64	Bruce Hale	20-7			NIT
1964-65	Bruce Hale	22-4			
1998-99	Leonard Hamilton	23-7	BIG EAST	15-3	NCAA
1999-00	Leonard Hamilton	23-11	BIG EAST	13-3	NCAA
2001-02	Perry Clark	24-8	BIG EAST	10-6	NCAA
2007-08	Frank Haith	23-11	ACC	8-8	NCAA
2009-10	Frank Haith	20-13	ACC	4-12	
2010-11	Frank Haith	21-15	ACC	6-10	NIT
2011-12	Jim Larrañaga	20-13	ACC	9-7	NIT
2012-13	Jim Larrañaga	29-7	ACC	15-3	NCAA

CARDIAC CANES

Miami leads all ACC schools having played nine games decided by five points-or-less or in overtime. Miami has played four overtime games and five others that were decided in the final minutes. Miami is 1-3 in overtime this season and 2-3 in close games that ended in regulation.

Opp.	Largest UM lead	Last UM lead	Final score
SFU	7, 5:53 (1st)	0:58 (2nd)	L, 66-62 OT
GSU	10, 8:52 (2nd)		W, 81-80 OT
UCF	5, 16:36 (1st)	9:32 (1st)	L, 63-58
GWU	6, 17:35 (1st)	1:01 (2nd)	L, 71-63 OT
CSF	17, 8:36 (2nd)		W, 48-46
ASU	4, 5:56 (2nd)		W, 60-57
VT	13, 16:08 (2nd)	4:29 (OT)	L, 61-60 OT
Syracuse	6, 12:23 (2nd)	5:04 (2nd)	L, 49-44
Maryland 4,	17:33 (1st)	8:37 (2nd)	L, 74-71

RION BROWN REBOUNDS

Senior Rion Brown, a 6-6 guard is averaging 6.3 rebounds, up from his 2.2 career average prior to the season. This season Brown has grabbed seven or more rebounds in 10 games. In his previous three seasons, he had only three games with 7+ boards. He pulled down seven once last year and had games with eight and seven as a rookie.

Year	Games	Rebounds	Average
Freshman	36	72	2.0
Sophomore	31	86	2.8
Junior	36	72	2.0
Senior	20	124	6.2

RESERVES BECOME STARTERS

After playing as reserves a season ago, Rion Brown and Tonye Jekiri have upped their production on the stat sheet. Garius Adams, who last played during the 2011-12 campaign, has also improved his numbers.

	Year	PPG	RPG	MPG
Brown	2012-13	6.4	2.0	22.2
	2013-14	14.0	6.2	34.1
Jekiri	2012-13	1.4	1.6	6.9
	2013-14	3.7	4.9	20.1
Adams	2011-12	4.5	2.1	16.8
	2013-14	9.7	4.3	34.0

MIAMI IN NATIONAL STATS

As of Jan. 26, Miami is ranked No. 10 in the country in scoring defense, holding opponents to just 59.3 points per game. The Canes are also ranked No. 34 in field goal percentage defense, at just 39.6 percent. UM is No. 8 in personal fouls per game, No. 10 in fewest fouls, No. 27 in fewest turnovers, No. 34 in turnovers per game.

MIAMI'S LARGEST IN 2013-14

Lead	33, vs. Loyola, 12/30
Deficit	23, vs. Duke, 1/22
Margin of Victory	23, vs. Loyola, 12/30
Margin of Defeat	21, vs. Duke, 1/22
Halftime Lead	23, vs. Loyola, 12/30
Halftime Deficit	12, vs. Duke, 1/22
Deficit in Win	12, vs. Texas Southern, 11/14
Halftime Deficit in Win	--
Lead in Loss	13, vs. Virginia Tech, 12/8
Halftime Lead in Loss	8, vs. Virginia Tech, 12/8

JEKIRI POSTS CAREER HIGHS

In his rookie campaign, Jekiri totalled 47 points, 55 rebounds and 11 blocks in 34 games. In 19 games so far this season, Jekiri has 73 points, 91 rebounds and 15 blocks.

Jekiri notched career-bests in points (10) against Loyola and both rebounds (10) and blocks (3) at North Carolina.

Year	Games	Points	Rebounds	Blocks	Minutes
2012-13	34	47	55	11	235
2013-14	20	73	97	16	401

SHARING THE LEAD

Nine Canes have shared team-highs in five statistical categories this season. Six guys have led the team in scoring and four have led or shared top rebounding honors. Five Canes led in assists, nine in steals and five in blocks. *For a complete chart, see page 4 of the notes.*

US NEWS AND WORLD REPORT

According to latest US News & World Report rankings, the University of Miami is the top academic institution in the state of Florida and ranks 47th nationally.

2013-14 SIGNING CLASS

A consensus Top 60 player, Ja'Quan Newton of Neumann-Goretti High in Philadelphia, is a 6-2, 180-pound guard listed as the No. 55 player in ESPN's Top 100 list. James Palmer, a senior at St. John's College High, is a 6-foot-4, 180-pound guard from Washington, D.C., who helped his squad to a 20-win season by averaging 12 points, five rebounds and two assists as a junior. Omar Sherman, out of Duncanville, Texas, is a four-star prospect, according to ESPN and Scout.com. The 6-foot-8, 220-pound forward plays high school ball at Duncanville High, where he is coached by Kenny Boren. Ivan Cruz Uceda is a 6-foot-10, 240-pound forward originally from Madrid, Spain, ranked No. 55 overall by ESPN. Cruz Uceda will be available to play a pair of seasons for Miami following his two years at Harcum College in Pennsylvania. The four newcomers will join an already talented 2014-15 class, which includes redshirt-freshman Deandre Burnett, who is out this season with an injury, and transfers Sheldon McClellan and Angel Rodriguez, who are currently sitting out due to NCAA transfer rules.

DIVERSITY AT UM EXTENDS TO COURT

Five Miami players speak English as a second language. Raphael Akpejiori - Two African languages. Mike Fernandez - Spanish (Cuban). Tonye Jekiri - African. Manu Lecomte - French. Angel Rodriguez - Spanish (Puerto Rican). UM is the academic home of nearly 1,700 foreign students of all socioeconomic backgrounds, from more than 110 countries as diverse as Peru, Pakistan, and Poland. Miami's diversity also is evident in its full-time faculty, which is nearly 36 percent minority, making UM one of the most diverse major private research universities.

DREAM BEGINS IN DALLAS FOR LARKIN

As of Jan. 27, former Miami Hurricanes All-America point guard Shane Larkin has played in 31 games for the Dallas Mavericks, averaging 3.7 points, 0.7 steals and 1.8 assists in 12.7 minutes, after missing a few games with a foot injury. Larkin was traded to the Dallas Mavericks after being selected with the No. 18 overall pick by the Atlanta Hawks during the 2013 NBA Draft at Barclays Center. The Mavericks are coached by Rick Carlisle, who was recruited by and played under Larrañaga at Virginia from 1982-84.

ADAMS ENSHRINED INTO HS HALL OF FAME

Garius Adams has been inducted into the Middle Creek High School Athletics Hall of Fame. The North Carolina basketball product will be honored before the school's football game on October 18. As a high school senior, Adams averaged 21.8 points per game en route to setting a new Middle Creek High School scoring record in career points.

AKPEJIORI TAKES ATHLETES IN ACTION TOUR

In August of 2013, averaged 9.2 points and 5.8 rebounds for Athletes in Action through five games played in Jamaica. Game high was 12 points against the Jamaican National Team, against former teammate Durand Scott.

ACC TELECONFERENCE

Coach L will speak on the ACC teleconference every week at 11:20 a.m. There will be an instant replay of each teleconference on the Conference's internet site, theACC.com each Monday afternoon.

PRO CANES

James Jones	Miami Heat
Shane Larkin	Dallas Mavericks
John Salmons	Toronto Raptors

Will Frisby	Fort Wayne Mad Ants (D-League)
Robert Hite	Canton Charge (D-League)
Lance Hurdle	Springfield Armor (D-League)
Reggie Johnson	Delaware 87ers (D-League)
DeQuan Jones	Reno Bighorns (D-League)
Trey McKinney Jones	FortWayne Mad Ants (D-League)

Brian Asbury	Hapoel Holon (Israel)
Julian Gamble	St Vallier Basket Drome (France)
Malcolm Grant	Halifax Rainmen (Canada)
Leroy Hurd	Al Ahli (Dubai)
Kenny Kadji	NY Phantoms (Germany)
Anthony King	Artland Dragons (Germany)
Darius Rice	Hitachi Sunrockers (Japan)
Durand Scott	Obradoiro (Spain)
Adrian Thomas	Shimane Susanoo Magic (Japan)

COACH L COACHING TREE

Jamie Angeli - Assoc. Women's Basketball HC - City College of New York
 Joe Barer - HC - Davenport Assumption High School
 Scott Cherry - HC - High Point
 Bill Courtney - HC - Cornell
 Kent Dernbach - Assistant - University of Wisconsin Stephens Point
 Brian Ellerbe - Former HC - Michigan. Now assistant - DePaul
 Jerry Francis - Former HC - Prairie View
 Mike Gillian - Former HC - Longwood University
 Stan Heath - HC - University of South Florida
 Marc Iavaroni - Former HC - Memphis Grizzlies. Former assistant - LA Clippers
 James Johnson - HC - Virginia Tech
 Derek Kellogg - HC - UMass
 Scott Lombardi - Director of Men's Basketball Operations - George Mason
 Steve Merfeld - Former HC - Evansville. Now assistant - Creighton
 Keith Nofzt - Former assistant - Central Michigan. Now HC McKinley HS
 Jeff Schneider - Former HC - Cal Poly San Luis Obispo
 Anthony Solomon - Former HC - St. Bonaventure. Now assistant - Notre Dame
 Ricky Stokes - Former head coach - Virginia Tech. Former HC - East Carolina
 Jeff Westlund - HC - Bethel University
 Ricky Yahn - HC - Concordia University

LARRAÑAGA ADDED TO UM FACULTY

Coach Jim Larrañaga has been appointed as Adjunct Assistant Professor of Kinesiology and Sport Sciences at the University of Miami. Due to his head coaching responsibilities, Larrañaga will be a guest lecturer at several different classes in the School of Education and Human Development throughout the semester.

LARRAÑAGA CONTRACT EXTENDED THROUGH 2022

The University of Miami extended Coach Jim Larrañaga's contract through May 31, 2022, Director of Athletics Blake James announced in September. Larrañaga first signed a five-year contract in April 2011, then was granted a three-year extension in 2012. Larrañaga signed the nine-year contract following the Canes' historical run in 2013, which culminated with the Bronx, N.Y., native earning AP, Naismith and USBWA Henry Iba National Coach of the Year honors. He was also the ACC Coach of the Year as well as NABC, Basketball Times and USBWA District Coach of the Year.

LARRAÑAGA DELIVERS UM COMMENCEMENT SPEECH

Coach L delivered an inspirational 10-minute Commencement speech in May to the College of Arts and Sciences and the Rosenstiel School of Marine and Atmospheric Science graduates.

LAST FIVE GAMES (1-4)

#	Player	gp-gs	min	avg	Total			3-Point		F-Throw		Rebounds				pf	dq	a	to	blk	stl	pts	avg
					fg-fga	fg%	3fg-fga	3fg%	ft-fta	ft%	off	def	tot	avg									
15	Rion Brown	5-5	166	33.2	24-48	.500	13-27	.481	12-13	.923	5	21	26	5.2	10	0	4	3	0	4	73	14.6	
22	Donnavan Kirk	5-5	155	31.0	23-42	.548	6-14	.429	6-11	.545	10	13	23	4.6	11	0	0	6	7	3	58	11.6	
20	Manu Lecomte	5-5	152	30.4	16-34	.471	4-11	.364	8-10	.800	2	3	5	1.0	7	0	14	14	0	1	44	8.8	
25	Garrius Adams	5-5	172	34.4	13-47	.277	3-20	.150	8-18	.444	2	14	16	3.2	11	0	15	8	0	4	37	7.4	
05	Davon Reed	5-0	79	15.8	9-24	.375	4-11	.364	5-7	.714	1	5	6	1.2	7	0	1	5	1	2	27	5.4	
35	James Kelly	4-0	62	15.5	5-15	.333	2-5	.400	6-8	.750	3	6	9	2.3	7	0	1	2	1	1	18	4.5	
23	Tonye Jekiri	5-5	124	24.8	6-18	.333	0-0	.000	1-5	.200	12	18	30	6.0	17	2	5	6	3	1	13	2.6	
21	Erik Swoope	5-0	52	10.4	2-11	.182	0-2	.000	4-8	.500	4	4	8	1.6	7	0	1	0	0	1	8	1.6	
04	Raphael Akpejori	4-0	38	9.5	0-1	.000	0-0	.000	0-0	.000	1	3	4	1.0	6	0	0	0	1	1	0	0.0	
Team																							
Total.....		5	1000		98-240	.408	32-90	.356	50-80	.625	45	97	142	28.4	83	2	41	45	13	18	278	55.6	
Opponents.....		5	1000		107-243	.440	34-92	.370	62-90	.689	56	113	169	33.8	74	0	55	46	16	27	310	62.0	

NON-CONFERENCE GAMES (8-4)

#	Player	gp-gs	min	avg	Total			3-Point		F-Throw		Rebounds				pf	dq	a	to	blk	stl	pts	avg
					fg-fga	fg%	3fg-fga	3fg%	ft-fta	ft%	off	def	tot	avg									
15	Rion Brown	12-12	412	34.3	58-137	.423	17-58	.293	38-48	.792	23	57	80	6.7	21	0	37	20	1	14	171	14.3	
25	Garrius Adams	12-12	401	33.4	39-109	.358	10-43	.233	37-48	.771	9	50	59	4.9	24	1	30	25	2	21	125	10.4	
22	Donnavan Kirk	12-12	363	30.3	50-102	.490	3-12	.250	16-27	.593	39	45	84	7.0	27	0	3	18	26	6	119	9.9	
35	James Kelly	12-8	292	24.3	45-79	.570	9-19	.474	9-15	.600	15	47	62	5.2	23	0	10	10	9	7	108	9.0	
05	Davon Reed	12-6	334	27.8	34-93	.366	20-53	.377	16-26	.615	5	18	23	1.9	22	0	29	21	2	10	104	8.7	
20	Manu Lecomte	12-6	322	26.8	28-69	.406	8-20	.400	20-25	.800	6	20	26	2.2	23	0	28	16	1	10	84	7.0	
23	Tonye Jekiri	12-4	211	17.6	23-49	.469	0-0	.000	5-8	.625	13	34	47	3.9	30	2	6	12	8	6	51	4.3	
21	Erik Swoope	10-0	100	10.0	6-17	.353	1-3	.333	6-9	.667	2	13	15	1.5	9	0	1	3	1	1	19	1.9	
04	Raphael Akpejori	6-0	32	5.3	1-2	.500	0-0	.000	2-2	1.000	0	5	5	0.8	9	0	0	1	2	0	4	0.7	
12	Justin Heller	2-0	3	1.5	0-0	.000	0-0	.000	0-0	.000	0	1	1	0.5	0	0	0	1	0	0	0	0.0	
03	Steve Sorenson	2-0	2	1.0	0-0	.000	0-0	.000	0-0	.000	0	0	0	0.0	0	0	0	0	0	0	0	0.0	
11	Mike Fernandez	2-0	3	1.5	0-0	.000	0-0	.000	0-0	.000	0	0	0	0.0	0	0	0	3	0	0	0	0.0	
Team																							
Total.....		12	2475		284-657	.432	68-208	.327	149-208	.716	132	302	434	36.2	188	3	144	130	52	75	785	65.4	
Opponents.....		12	2475		262-642	.408	82-232	.353	117-187	.626	117	273	390	32.5	201	1	131	137	30	65	723	60.2	

MIAMI'S RECORD WHEN...

RECORD	ALL		COACH L	
	ACC	AT UM	ACC	ACC
All games	10-10	2-6	59-30	26-16
Home	4-6	0-4	32-11	14-7
Away	5-3	2-2	20-14	12-9
Neutral	1-1		7-5	n/a
November	4-3		12-6	n/a
December	4-2	0-1	12-6	0-1
January	2-5	2-5	14-8	12-8
February			12-5	12-5
March			9-5	2-2
Vs. Top 10 opponents	0-2	0-2	2-6	2-5
Vs. Top 25 opponents (includes Top 10)	0-3	0-3	5-12	4-8
Vs. RV opponents	2-1	1-0	7-2	2-0
Vs. teams over .500 on game day	4-9	2-6	36-27	17-15
Vs. teams under .500 on game day	2-0		15-2	7-1
Vs. teams at .500 on game day	2-1		7-1	2-0
While UM is in the top 25			16-4	12-3
While UM is RV (only)			7-3	2-1
Leading at halftime	9-2	2-2	47-9	20-6
Trailing at halftime	1-8	0-4	10-21	4-10
Tied at halftime			4-0	2-0
Single overtime	1-3	0-1	2-5	1-1
Double overtime			2-0	1-0
In overtime games	1-3	0-1	4-5	2-1
Leading with 2:00 left in regulation	8-2	2-1	53-4	24-1
Trailing with 2:00 left in regulation	1-8	0-5	5-24	2-14
Tied with 2:00 left in regulation	1-0		1-1	0-1
UM shoots 50% or better from field	4-1	0-1	18-1	6-1
UM shoots 40-49% from field	5-1	2-1	35-8	18-6
UM shoots under 40% from field	1-8	0-4	6-21	2-9
Opp. shoots 50% or better from field	0-1	0-1	2-9	1-5
Opp. shoots 40-49% from field	3-5	0-3	24-13	10-7
Opp. shoots under 40% from field	7-4	2-2	33-8	15-4
UM shoots 70% or better from the line	2-5	0-2	28-15	10-10
UM shoots less than 70% from the line	8-5	2-4	31-15	16-5
UM has more 3-point FGs	3-4	0-3	24-11	15-9
UM has fewer 3-point FGs	6-5	1-3	23-11	9-6
3-point FGs are even	1-1	1-0	3-1	2-1
Four or more Canes in double figures	4-0		29-6	11-5
Three Canes score in double figures	4-5	2-2	22-15	11-5
Two or less Canes score in double figures	2-5	0-4	8-9	4-6
UM outrebounds opponent	8-3	1-2	38-11	15-7
Opp. outrebounds UM	2-7	1-4	19-19	10-9
Tied in rebounds			2-0	1-0
UM records 10 or more steals	1-0		9-3	3-1
UM records 15 or more assists	4-0	1-0	17-0	9-0
UM commits less than 15 turnovers	9-9	2-5	51-24	23-12
UM commits 15 or more turnovers	1-1	0-1	8-6	3-4
UM commits less turnovers than opp.	6-3	1-1	36-11	14-3
UM commits more turnovers than opp.	4-6	1-4	19-13	10-9
Tied in turnovers	0-1	0-1	4-6	2-4
UM scores 59 points or less	2-6	1-4	6-13	4-7
UM scores between 60-69 points	3-3	1-1	15-11	7-4
UM scores between 70-79 points	3-1	0-1	27-6	12-5
UM scores between 80-89 points	2-0		7-0	1-0
UM scores between 90-99 points			4-0	2-0
UM scores 100 or more points			0-0	0-0
Playing during the afternoon	4-4	1-3	20-9	9-6
Playing in the evening (5 p.m. or later)	6-6	1-3	38-20	17-10
Games decided by three points or less	2-2	0-2	7-7	4-5
Games decided by four to 10 points	2-5	1-2	17-11	8-7
Games decided by 11-20 points	5-2	1-1	24-11	8-3
Games decided by more than 20 points	1-1	0-1	11-1	6-1

UM SINCE THE ARRIVAL OF JIM LARRAÑAGA IN 2011

- 2013 ACC Regular Season Champions
- 2013 ACC Tournament Champions
- Ranked No. 2/2 - Miami's program high - Feb. 18, 2013
- No. 1 seed at 2013 ACC Tournament
- No. 2 seed in 2013 NCAA Tournament
- Won school record 29 games in 2013
- Won 15 ACC games in 2013
- 14-game win streak (tied 1946-47 & 2001-02) from Jan. 2 - Feb. 19, 2013
- 13-0 start in 2013 conference play, topping school-best nine ACC victories, which was set in 2011-12
- Sophomore Shane Larkin selected No. 18 in the 2013 NBA Draft by Atlanta Hawks, then traded to Dallas Mavericks
- All six seniors earned academic degree from UM: Garrius Adams, Julian Gamble, Reggie Johnson, Kenny Kadji, Trey McKinney Jones, Durand Scott
- Defeated No. 1 Duke, 90-63, on Jan. 23, 2013 in Coral Gables
- Defeated Duke twice within 12 months, at both Cameron Indoor Stadium and the BankUnited Center
- First team to beat Duke and UNC by 20+ points in the same season since Maryland in '74-'75 season
- First team to beat Duke and UNC by 25+ points since the start of ACC play in 1953
- Defeated three teams in The Triangle in the same season: UNC, Duke & NC State
- In 2012-13 defeated three teams in the Top 20 for the first time since joining the ACC - the last time was in 1999-00
- Students camped out for the game vs. Duke more than four hours before tipoff, then did it again for the game vs. Florida State
- Five home sellouts of 7,972 fans vs. Duke, Florida State, North Carolina, Virginia and Clemson
- Set a record for the most games with 1,200 or more students (7)
- Set record student average attendance at 808. The past average attendance was 641 per game
- Set the record for cumulative season student attendance at 12,008. The previous record was 10,269

AWARDS

- 2013 AP Coach of the Year - Jim Larrañaga
- 2013 Naismith Coach of the Year - Jim Larrañaga
- 2013 ACC Coach of the Year - Jim Larrañaga
- 2013 Henry Iba National Coach of the Year - Jim Larrañaga
- 2013 Adolph Rupp Cup Coach of the Year - Jim Larrañaga
- 2013 ACC Player of the Year (Coaches) - Shane Larkin
- 2013 ACC Defensive Player of the Year - Durand Scott
- Five All-ACC selections: Shane Larkin 1st team, Kenny Kadji 2nd team & 3rd team, Scott H.M. (twice)
- Three ACC Defensive Team players: Shane Larkin, Durand Scott, Julian Gamble
- 2012 ACC All-Rookie Team - Shane Larkin
- 2013 ACC All-Academic Team - Raphael Akpejori
- 2013 ACC Tournament MVP - Shane Larkin
- Four ACC All-Tournament team nods: Shane Larkin (1st), Durand Scott (1st), Julian Gamble (2nd), Trey McKinney Jones (2nd)
- Four ACC Player of the Week awards: Reggie Johnson (2012), Durand Scott (2012 & 2013) and Shane Larkin (2013)
- One ACC Rookie of the Week: Shane Larkin (2012)

CURRENT PLAYER AWARDS IN 2012-13

- Raphael Akpejori**
- All-ACC Academic Team
 - NABC Honors Court
 - ACC Academic Honor Roll
- Justin Heller**
- ACC Academic Honor Roll
- Steve Sorenson**
- ACC Academic Honor Roll

COACH LARRAÑAGA'S MILESTONE VICTORIES

Victory	Date	Opponent	Score	School
50	02/10/88	Miami (Ohio)	65-59	Bowling Green
100	02/23/91	Kent State	84-57	Bowling Green
150	12/22/94	at Ohio State	59-50	Bowling Green
200	12/27/97	Northeastern	66-60	George Mason
250	12/20/00	Coastal Carolina	81-65	George Mason
300	12/02/03	East Carolina	76-65	George Mason
350	01/26/06	William & Mary	81-58	George Mason
400	02/27/08	William & Mary	68-59	George Mason
450	12/08/10	Loyola (Md.)	66-52	George Mason
500	01/05/12	at Georgia Tech	62-49	Miami

MIAMI HIGHS		OPPONENT HIGHS		MIAMI LOWS		OPPONENT LOWS	
Points	84 - Texas Southern, 11/14	Points	80 - Georgia Southern, 11/11	Points	44 - at Syracuse, 1/4	Points	42 - Georgia Tech, 1/18
Points/Half	44 - Texas Southern, 11/14	Points/Half	39 (2nd) - Florida State, 1/15	Points/Half	13 - Nebraska, 12/4	Points/Half	17 (2x) last - Georgia Tech, 1/18
Field Goals Made	35 - Texas Southern, 11/14	Field Goals Made	29 - George Washington, 11/28	Field Goals Made	16 - Nebraska, 12/4	Field Goals Made	13 - Georgia Tech, 1/18
Field Goal Att.	69 - 2x last vs. Virginia Tech, 12/8	Field Goal Att.	69 - vs. Virginia Tech, 12/8	Field Goal Att.	40 - at Syracuse, 1/4	Field Goal Att.	42 - Co. of Charleston, 11/18
Field Goal Pct.	.571 - at Savannah State, 12/19	Field Goal Pct.	.560 - at Maryland, 1/29	Field Goal Pct.	.311 - St. Francis Brooklyn, 11/8	Field Goal Pct.	.295 - Georgia Tech, 1/18
3-Point FG Made	10 - Texas Southern, 11/14	3-Point FG Made	12 - vs. Virginia Tech, 12/8	3-Point FG Made	0 - St. Francis Brooklyn, 11/8	3-Point FG Made	3 - at Syracuse, 1/4
3-Point FG Att.	28 - Florida State, 1/15	3-Point FG Att.	34 - vs. Virginia Tech, 12/8	3-Point FG Att.	10 - Duke, 1/22	3-Point FG Att.	11 - vs. Syracuse, 1/25
Free Throws Made	25 - Georgia Southern, 11/11	Free Throws Made	17 - 2x, last vs. Syracuse, 1/25	Free Throws Made	2 - Florida State, 1/15	Free Throws Made	5 - George Washington, 11/28
Free Throw Att.	31 - St. Francis Brooklyn, 11/8	Free Throw Att.	27 - vs. Syracuse, 1/25	Free Throw Att.	4 - at Syracuse, 1/4	Free Throw Att.	9 - George Washington, 11/28
Rebounds	50 - vs. Virginia Tech, 12/8	Rebounds	45 - St. Francis Brooklyn, 11/8	Rebounds	24 - vs. Syracuse, 1/25	Rebounds	21 - at Savannah State, 12/19
Assists	21 - Texas Southern, 11/14	Assists	16 - Arizona State, 12/1	Assists	4 - Georgia Tech, 1/18	Assists	8 - 3x last vs. Loyola, 12/30
Steals	12 - Texas Southern, 11/14	Steals	10 - Nebraska, 12/4	Steals	1 - 2x, last vs. Syracuse, 1/25	Steals	1 - Florida State, 1/15
Blocks	6 (3x) - last at Syracuse, 1/4	Blocks	7 - Duke, 1/22	Blocks	1 - Georgia Tech, 1/18	Blocks	0 - Cal State Fullerton, 11/29
Turnovers	16 - at Savannah State, 12/19	Turnovers	17 - St. Francis Brooklyn, 11/8	Turnovers	4 - Florida State, 1/15	Turnovers	5 - vs. Syracuse, 1/25
Victory Margin	23 - vs. Loyola, 12/30	Victory Margin	21 - Duke, 1/22	Victory Margin	1 - Georgia Southern, 11/11	Victory Margin	1 - Virginia Tech, 12/8

MIAMI INDIVIDUAL HIGHS

Points	25 (2x) - last Rion Brown at Maryland, 1/29
Field Goals Made	9 - Donnavan Kirk - Florida State, 1/15
Field Goal Attempts	18 - Garius Adams vs. St. Francis Brooklyn, 11/8
3-Point FG Made	5 - 3x last Rion Brown Florida State, 1/15
3-Point FG Attempts	11 - Rion Brown at Nebraska, 12/4
Free Throws Made	12 - Rion Brown at Maryland, 1/29
Free Throw Attempts	13 - Rion Brown at Maryland, 1/29
Rebounds	11 - 3x last Donnavan Kirk vs. Virginia Tech, 12/8
Assists	9 - Rion Brown vs. Texas Southern, 11/14
Blocks	4 (4x) - Donnavan Kirk vs. Florida State, 1/15

OPPONENT INDIVIDUAL HIGHS

Points	27 - Jelani Hewitt, Georgia Southern, 11/11
Field Goals Made	9 - 2x last Jarell Eddie, Virginia Tech, 12/8
Field Goal Attempts	23 - Jarell Eddie, Virginia Tech, 12/8
3-Point FG Made	6 - Jarell Eddie, Virginia Tech, 12/8
3-Point FG Attempts	14 - Jarell Eddie, Virginia Tech, 12/8
Free Throws Made	8 - 2x last Jerami Grant vs. Syracuse, 1/25
Free Throw Attempts	8 - 4x - last Jabari Parker, Duke, 1/22
Rebounds	15 - 2x, last Jabari Parker, Duke, 1/22
Assists	9 - Jonathan Gilling, Arizona State, 12/1
Blocks	4 - Jordan Bachynski, Arizona State, 12/1

THE LAST TIME ...

Player Scored 30 Points

Miami Durand Scott (32), vs. NC State, 3/16/13
Opponent Ryan Kelly (36), at Duke, 3/2/13

Player Scored 35 Points

Miami Jack McClinton (35) vs. North Carolina, 3/15/09
Opponent Ryan Kelly (36), at Duke, 3/2/13

Player Scored 40 Points

Miami Darius Rice (43) vs. Connecticut, 1/20/03
Opponent Sean Singletary (41), Virginia, 3/1/08

Two Players Scored 20 Points

Miami Shane Larkin (28), Trey McKinney Jones (20) vs. North Carolina, 3/17/13
Opponent Omari Grier (27), Raymond Taylor (20) FAU, 12/17/11

Three Players Scored 20 Points

Miami Dwayne Collins (23), Brian Asbury (21), Jack McClinton (20) vs. Virginia Tech, 1/25/09
Opponent Travis Mays (40), Alvin Heggs (22), Lance Blanks (21), Texas, 2/22/89

Five Players Scored in Double Figures

Miami James Kelly (17), Donnavan Kirk (15), Rion Brown (13), Manu Lecomte (12), Davon Reed (11), Garius Adams (10) vs. Texas Southern, 11/14/13
Opponent Jon Scheyer (27), DeMarcus Nelson (19), Kyle Singler (12), Greg Paulus (12), Lance Thomas (10) Duke, 2/20/08

Six Players Scored in Double Figures

Miami James Kelly (17), Donnavan Kirk (15), Rion Brown (13), Manu Lecomte (12), Davon Reed (11), Garius Adams (10) vs. Texas Southern, 11/14/13

Player Grabbed 15 Rebounds

Miami Reggie Johnson (20) vs. Florida Atlantic, 3/16/11
Opponent Jabari Parker (15), Duke, 1/22/14

Two Players Grabbed 10 Rebounds

Miami Rion Brown (10), Tonye Jekiri (10), at North Carolina, 1/8/14
Opponent Marcus Ginyard (12), John Henson (12), North Carolina, 3/2/10

Three Players Grabbed 10 Rebounds

Miami Mark Richardson (11), Eric Brown (10), Joe Wylie (10) vs. FIU, 3/6/89
Opponent Matt Harpring (12), Dion Glover (10), Michael Maddox (10), Georgia Tech, 12/2/797

Player Had 10 Assists

Miami Durand Scott (10) vs. North Carolina Central, 11/14/09
Opponent Kendall Marshall (10), North Carolina, 3/11/11

Player Had 10 Blocks

Miami Anthony King (10) vs. Florida Atlantic, 11/29/04
Opponent Jarvis Varnado (10), Mississippi State, 12/13/07

Player Had a Double-Double

Miami Rion Brown (19 pts, 10 rebs) at North Carolina, 1/8/14
Opponent Jabari Parker (17 pts, 15 rebs) Duke, 1/22/14

Player Had a Triple-Double

Miami Anthony King (11 pts, 10 reb, 13 blks) vs. Florida Atlantic, 11/29/04
Opponent Brendan Haywood (18 pts, 14 reb, 10 blks), North Carolina, 12/4/00

Two Players Had Double-Doubles

Miami Reggie Johnson (22 pts, 11 rebs) & Kenny Kadji (12 pts, 12 rebs), vs. Stetson, 11/9/12
Opponent Hasheem Thabeet (19 pts, 14 reb), A.J. Price (13 pts, 11 reb), Connecticut, 11/23/08

Team Scored 100 Points

Miami 108 vs. Nova Southeastern, 11/16/09
Opponent 105, North Carolina, 1/31/07

Team Scored 50 Points in a Half

Miami 51, (2nd half) at Hawaii, 12/22/12
Opponent 51 (2nd half), UCF, 12/18/10

Team Shot 50 Percent in Both Halves

Miami .500 (10-20) / .500 (12-24) at Maryland, 1/29/14
Opponent .538 (14-26) / .500 (16-32) vs. Georgia Tech, 3/6/13

Team Shot 60 Percent in a Half

Miami .696 (16-23), second half, at Maryland, 1/29/14
Opponent .619 (13-21), second half, Florida State, 1/15/14

Team Shot 70 Percent in a Half

Miami .739 (17-23), first half, at Florida State, 2/13/13

Team Shot 60 Percent in a Game

Miami .638 (30-47), at Florida State, 2/13/13
Opponent .622 (23-37), Clemson, 12/21/08

Team Shot Less Than 30 Percent in a Game

Miami .291 (16-55), FGCU, 11/13/12
Opponent .295 (13-44), Georgia Tech, 1/18/14

Miami 84, Florida Tech 55 Exhibition
10-30-13 BankUnited Center

Florida Tech 0-0 Totals: 24 69 3 22 4 7 12 21 33 19 55 15 12 3 5 200
TOTAL FG% 1st Half: 8-35 22.9% 2nd Half: 16-34 47.1%
3-Pt. FG% 1st Half: 1-11 9.1% 2nd Half: 2-11 18.2%
F Throw % 1st Half: 1-1 100% 2nd Half: 3-5 60.0%

Miami 0-0 Totals: 29 63 11 26 15 26 13 34 14 12 6 7 200
TOTAL FG% 1st Half: 13-30 43.3% 2nd Half: 13-30 43.3%
3-Pt. FG% 1st Half: 7-16 43.8% 2nd Half: 4-10 40.0%
F Throw % 1st Half: 7-14 50.0% 2nd Half: 8-12 66.7%

Officials: Jacyn Goble, JB Caldwell, Alan Spahnour
Technical fouls: Florida Tech-None. University of Miami-None.
Attendance: 4848

Score by Periods: 1st 2nd Total
Florida Tech 18 37 55
Miami 40 44 84

Points in the paint-FITM 30,UM 30. Points off turnovers-FITM 12,UM 15.
2nd chance points-FITM 6,UM 25. Fast break points-FITM 14,UM 17.
Bench points-FITM 16,UM 30. Score tied-0 times. Lead changed-0 times.
Last FG-FITM 2nd-00:44, UM 2nd-00:11.
Largest lead-FITM None, UM by 29 2nd-00:11.

St. Francis Brooklyn 66, Miami 62 (OT) Game 1
11-08-13 BankUnited Center

St. Francis Brooklyn 1-0 Totals: 22 60 7 24 15 23 45 27 66 11 17 4 6 225
TOTAL FG% 1st Half: 10-34 29.4% 2nd Half: 9-22 40.9%
3-Pt. FG% 1st Half: 6-16 37.5% 2nd Half: 1-8 12.5%
F Throw % 1st Half: 1-4 25.0% 2nd Half: 10-15 66.7%

Miami 0-1 Totals: 19 61 0 15 24 31 15 28 5 13 3 7 225
TOTAL FG% 1st Half: 8-29 27.6% 2nd Half: 8-23 34.8%
3-Pt. FG% 1st Half: 0-5 0.0% 2nd Half: 0-6 0.0%
F Throw % 1st Half: 10-13 76.9% 2nd Half: 14-18 77.8%

Officials: Brian Dorsey, Bernard Clinton, Louie Andrakos
Technical fouls: St. Francis Brooklyn-None. University of Miami-None.
Attendance: 6060

Score by Periods: 1st 2nd OT Total
St. Francis Brooklyn 27 29 10 66
University of Miami 26 30 6 62

Points in the paint-SFBK 26,UM 30. Points off turnovers-SFBK 15,UM 16.
2nd chance points-SFBK 13,UM 11. Fast break points-SFBK 3,UM 4.
Bench points-SFBK 33,UM 5. Score tied-7 times. Lead changed-7 times.
Last FG-SFBK OT-01:02, UM OT-00:20.
Largest lead-SFBK by 7 2nd-14:35, UM by 7 1st-05:53.

Miami 81, Ga. Southern 80 (OT) Game 2
11-11-13 BankUnited Center

Georgia Southern 1-1 Totals: 27 57 10 26 16 16 10 22 32 24 8 11 2 2 225
TOTAL FG% 1st Half: 10-24 41.7% 2nd Half: 13-27 48.1%
3-Pt. FG% 1st Half: 5-12 41.7% 2nd Half: 4-12 33.3%
F Throw % 1st Half: 7-7 100% 2nd Half: 5-5 100%

Miami 1-1 Totals: 25 64 6 21 25 29 16 20 36 17 8 12 7 5 8 226
TOTAL FG% 1st Half: 8-27 29.6% 2nd Half: 13-32 40.6%
3-Pt. FG% 1st Half: 3-11 27.3% 2nd Half: 2-9 22.2%
F Throw % 1st Half: 16-18 88.9% 2nd Half: 4-6 66.7%

Officials: Ray Natili, Tim Nestor, JB Caldwell
Technical fouls: Georgia Southern-None. University of Miami-None.
Attendance: 4654

Score by Periods: 1st 2nd OT Total
Georgia Southern 32 35 13 80
University of Miami 35 32 14 81

Points in the paint-GASO 24,UM 30. Points off turnovers-GASO 12,UM 14.
2nd chance points-GASO 6,UM 20. Fast break points-GASO 4,UM 2.
Bench points-GASO 14,UM 23. Score tied-8 times. Lead changed-8 times.
Last FG-GASO OT-01:34, UM OT-00:57.
Largest lead-GASO by 9 1st-10:59, UM by 10 2nd-08:52.

Miami 84, Texas Southern 69 Game 3
11-14-13 BankUnited Center

Texas Southern 2-1 Totals: 23 54 11 22 12 17 9 22 31 11 69 13 16 2 3 200
TOTAL FG% 1st Half: 11-30 36.7% 2nd Half: 12-24 50.0%
3-Pt. FG% 1st Half: 7-17 41.2% 2nd Half: 4-5 80.0%
F Throw % 1st Half: 3-6 50.0% 2nd Half: 9-11 81.8%

Miami 2-1 Totals: 35 69 10 20 4 6 15 26 41 14 84 21 9 4 12 200
TOTAL FG% 1st Half: 18-36 50.0% 2nd Half: 17-33 51.5%
3-Pt. FG% 1st Half: 8-13 61.5% 2nd Half: 7-7 28.6%
F Throw % 1st Half: 0-0 0.0% 2nd Half: 4-6 66.7%

Officials: Karl Hess, Michael Roberts, Ray Perone
Technical fouls: Texas Southern-None. University of Miami-None.
Attendance: 4728

Score by Periods: 1st 2nd Total
Texas Southern 32 37 69
University of Miami 44 40 84

Points in the paint-TSU 22,UM 38. Points off turnovers-TSU 13,UM 26.
2nd chance points-TSU 11,UM 15. Fast break points-TSU 2,UM 8.
Bench points-TSU 26,UM 30. Score tied-1 time. Lead changed-5 times.
Last FG-TSU 2nd-02:10, UM 2nd-02:25.
Largest lead-TSU by 12 1st-14:13, UM by 24 2nd-09:40.

Miami 70, College of Charleston 54 Game 4
11-18-13 TD Arena

Miami 3-1 Totals: 26 51 7 11 11 12 20 20 30 70 13 9 5 4 200
TOTAL FG% 1st Half: 16-31 51.6% 2nd Half: 10-20 50.0%
3-Pt. FG% 1st Half: 6-9 66.7% 2nd Half: 1-2 50.0%
F Throw % 1st Half: 2-2 100% 2nd Half: 9-10 90.0%

Charleston 1-3 Totals: 19 42 5 15 11 22 10 16 26 14 54 9 12 2 5 200
TOTAL FG% 1st Half: 9-16 56.3% 2nd Half: 10-26 38.5%
3-Pt. FG% 1st Half: 2-5 40.0% 2nd Half: 3-10 30.0%
F Throw % 1st Half: 5-11 45.5% 2nd Half: 6-11 54.5%

Officials: Roger Ayers, Tim Kelly and Tony Greene
Technical fouls: University of Miami-None. College of Charleston-None.
Attendance: 4018

Score by Periods: 1st 2nd Total
University of Miami 40 30 70
College of Charleston 25 29 54

Points in the paint-UM 30,COFC 24. Points off turnovers-UM 16,COFC 7.
2nd chance points-UM 10,COFC 8. Fast break points-UM 6,COFC 4.
Bench points-UM 9,COFC 9. Score tied-1 time. Lead changed-3 times.
Last FG-UM 2nd-02:36, COFC 2nd-03:08.
Largest lead-UM by 20 2nd-10:19, COFC by 5 1st-19:03.

UCF 63, Miami 58 Game 5
11-21-13 BankUnited Center

UCF 3-1 Totals: 26 59 4 14 7 17 12 31 43 12 63 14 13 7 2 200
TOTAL FG% 1st Half: 11-28 39.3% 2nd Half: 15-31 48.4%
3-Pt. FG% 1st Half: 3-8 37.5% 2nd Half: 1-6 16.7%
F Throw % 1st Half: 3-5 60.0% 2nd Half: 4-12 33.3%

Miami 3-2 Totals: 23 59 5 22 7 10 7 29 36 16 58 8 12 4 8 200
TOTAL FG% 1st Half: 10-29 34.5% 2nd Half: 13-30 43.3%
3-Pt. FG% 1st Half: 1-10 10.0% 2nd Half: 4-12 33.3%
F Throw % 1st Half: 0-1 0.0% 2nd Half: 7-9 77.8%

Officials: Karl Hess, Roger Ayers, Michael Roberts
Technical fouls: UCF-None. University of Miami-None.
Attendance: 4895

Score by Periods: 1st 2nd Total
UCF 28 35 63
University of Miami 21 37 58

Points in the paint-UCF 36,UM 32. Points off turnovers-UCF 12,UM 10.
2nd chance points-UCF 7,UM 7. Fast break points-UCF 8,UM 10.
Bench points-UCF 6,UM 19. Score tied-0 times. Lead changed-6 times.
Last FG-UCF 2nd-00:22, UM 2nd-00:54.
Largest lead-UCF by 11 2nd-18:09, UM by 5 1st-16:36.

RV/- George Washington 71, Miami 63 (OT) Game 6
11-28-13 Titan Gym

Table with 10 columns: # Player, tot-fg, 3-pt, fg, fga, fg, fga, ft, fta, of de, tot pf, tp, a, to b, s, min. Lists player stats for George Washington and Miami.

TOTAL FG% 1st Half: 11-25 44.0% 2nd Half: 9-25 36.0% Game: 36.2%
3-Pt. FG% 1st Half: 2-4 50.0% 2nd Half: 4-8 50.0% Game: 35.3%
F Throw % 1st Half: 2-2 100% 2nd Half: 11-13 84.6% Game: 88.2%

George Washington 5-0 tot-fg 3-pt fg fga fg fga ft fta of de tot pf tp a to b s min. Summary table for the game.

TOTAL FG% 1st Half: 12-28 42.9% 2nd Half: 12-27 44.4% Game: 47.5%
3-Pt. FG% 1st Half: 3-6 50.0% 2nd Half: 3-7 42.9% Game: 50.0%
F Throw % 1st Half: 0-0 0.0% 2nd Half: 5-9 55.6% Game: 55.6%

Officials: Mike Scyphers, Ken Ditty, Michael Irving
Technical fouls: University of Miami-None. George Washington-None.
Attendance: 1966

Score by Periods 1st 2nd OT Total
University of Miami 26 33 4 63
George Washington 27 32 12 71

Points in the paint-UM 22,GW 34. Points off turnovers-UM 7,GW 17.
2nd chance points-UM 15,GW 6. Fast break points-UM 4,GW 4.
Bench points-UM 17,GW 19. Score tied-6 times. Lead changed-7 times.
Last FG-UM OT-00:20, GW OT-01:37.
Largest lead-UM by 6 1st-17:35, GW by 12 2nd-14:20.

Miami 48, Cal State Fullerton 46 Game 7
11-29-13 Titan Gym

Table with 10 columns: # Player, tot-fg, 3-pt, fg, fga, fg, fga, ft, fta, of de, tot pf, tp, a, to b, s, min. Lists player stats for Miami and Cal State Fullerton.

TOTAL FG% 1st Half: 10-22 45.5% 2nd Half: 11-27 40.7% Game: 42.9%
3-Pt. FG% 1st Half: 1-10 10.0% 2nd Half: 2-9 22.2% Game: 15.8%
F Throw % 1st Half: 2-4 50.0% 2nd Half: 1-6 16.7% Game: 30.0%

Cal State Fullerton 2-5 tot-fg 3-pt fg fga fg fga ft fta of de tot pf tp a to b s min. Summary table for the game.

TOTAL FG% 1st Half: 7-24 29.2% 2nd Half: 10-24 41.7% Game: 35.4%
3-Pt. FG% 1st Half: 1-9 11.1% 2nd Half: 3-9 33.3% Game: 22.2%
F Throw % 1st Half: 2-4 50.0% 2nd Half: 6-9 66.7% Game: 61.5%

Officials: Mike Eggers, Greg Nixon, Tim Kelly
Technical fouls: University of Miami-None. Cal State Fullerton-None.
Attendance: 1857

Score by Periods 1st 2nd Total
University of Miami 23 25 48
Cal State Fullerton 17 29 46

Points in the paint-UM 22,CSF 14. Points off turnovers-UM 11,CSF 10.
2nd chance points-UM 7,CSF 4. Fast break points-UM 4,CSF 4.
Bench points-UM 8,CSF 13. Score tied-2 times. Lead changed-0 times.
Last FG-UM 2nd-02:47, CSF 2nd-00:21.
Largest lead-UM by 17 2nd-08:36, CSF None.

Miami 60, RV/RV Arizona State 57 Game 8
12-1-13 Honda Center

Table with 10 columns: # Player, tot-fg, 3-pt, fg, fga, fg, fga, ft, fta, of de, tot pf, tp, a, to b, s, min. Lists player stats for Miami and Arizona State.

TOTAL FG% 1st Half: 7-24 29.2% 2nd Half: 13-23 56.5% Game: 42.6%
3-Pt. FG% 1st Half: 2-7 28.6% 2nd Half: 4-6 66.7% Game: 46.2%
F Throw % 1st Half: 8-10 80.0% 2nd Half: 6-11 54.5% Game: 66.7%

Arizona State 7-2 tot-fg 3-pt fg fga fg fga ft fta of de tot pf tp a to b s min. Summary table for the game.

TOTAL FG% 1st Half: 11-22 50.0% 2nd Half: 9-29 31.0% Game: 39.2%
3-Pt. FG% 1st Half: 5-11 45.5% 2nd Half: 3-10 30.0% Game: 38.1%
F Throw % 1st Half: 3-4 75.0% 2nd Half: 6-9 66.7% Game: 69.2%

Officials: Chris Rastatter, Michael Irving, Tim Kelly
Technical fouls: University of Miami-None. Arizona State-None.
Attendance:

Score by Periods 1st 2nd Total
University of Miami 24 36 60
Arizona State 30 27 57

Points in the paint-UM 14,ASU 22. Points off turnovers-UM 11,ASU 7.
2nd chance points-UM 8,ASU 8. Fast break points-UM 2,ASU 0.
Bench points-UM 5,ASU 5. Score tied-7 times. Lead changed-3 times.
Last FG-UM 2nd-00:34, ASU 2nd-02:40.
Largest lead-UM by 4 2nd-05:56, ASU by 10 1st-04:00.

Nebraska 60, Miami 49 Game 9
12-4-13 Pinnacle Bank Arena

Table with 10 columns: # Player, tot-fg, 3-pt, fg, fga, fg, fga, ft, fta, of de, tot pf, tp, a, to b, s, min. Lists player stats for Nebraska and Miami.

TOTAL FG% 1st Half: 6-25 24.0% 2nd Half: 10-25 40.0% Game: 32.0%
3-Pt. FG% 1st Half: 1-12 8.3% 2nd Half: 6-13 46.2% Game: 28.0%
F Throw % 1st Half: 0-0 0.0% 2nd Half: 10-15 66.7% Game: 66.7%

Nebraska 6-2 tot-fg 3-pt fg fga fg fga ft fta of de tot pf tp a to b s min. Summary table for the game.

TOTAL FG% 1st Half: 8-25 32.0% 2nd Half: 10-21 47.6% Game: 39.1%
3-Pt. FG% 1st Half: 4-10 40.0% 2nd Half: 3-10 30.0% Game: 35.0%
F Throw % 1st Half: 2-3 66.7% 2nd Half: 15-19 78.9% Game: 77.3%

Officials: Gene Sterertor, Mark Whitehead, Larry Scirottto
Technical fouls: University of Miami-None. Nebraska-None.
Attendance: 15088

Score by Periods 1st 2nd Total
University of Miami 13 36 49
Nebraska 22 38 60

Points in the paint-UM 12,NEB 18. Points off turnovers-UM 12,NEB 13.
2nd chance points-UM 2,NEB 9. Fast break points-UM 0,NEB 6.
Bench points-UM 14,NEB 11. Score tied-1 time. Lead changed-0 times.
Last FG-UM 2nd-00:39, NEB 2nd-01:40.
Largest lead-UM None, NEB by 16 2nd-12:05.

Virginia Tech 61, Miami 60 (OT) Game 10
12-8-13 BankUnited Center

Table with 10 columns: # Player, tot-fg, 3-pt, fg, fga, fg, fga, ft, fta, of de, tot pf, tp, a, to b, s, min. Lists player stats for Virginia Tech and Miami.

TOTAL FG% 1st Half: 9-30 30.0% 2nd Half: 13-34 38.2% Game: 34.8%
3-Pt. FG% 1st Half: 5-16 31.3% 2nd Half: 6-16 37.5% Game: 35.3%
F Throw % 1st Half: 0-0 0.0% 2nd Half: 1-3 33.3% Game: 33.3%

Miami 5-5, 0-1 ACC tot-fg 3-pt fg fga fg fga ft fta of de tot pf tp a to b s min. Summary table for the game.

TOTAL FG% 1st Half: 14-31 45.2% 2nd Half: 9-29 31.0% Game: 34.8%
3-Pt. FG% 1st Half: 4-12 33.3% 2nd Half: 3-10 30.0% Game: 26.7%
F Throw % 1st Half: 2-4 50.0% 2nd Half: 4-6 66.7% Game: 57.1%

Officials: Roger Ayers, Pat Driscoll, James Luckie
Technical fouls: Virginia Tech-None. University of Miami-None.
Attendance: 6270

Score by Periods 1st 2nd OT Total
Virginia Tech 23 33 5 61
University of Miami 31 25 4 60

Points in the paint-VT 12,UM 30. Points off turnovers-VT 13,UM 7.
2nd chance points-VT 8,UM 11. Fast break points-VT 2,UM 9.
Bench points-VT 19,UM 9. Score tied-3 times. Lead changed-9 times.
Last FG-VT OT-00:20, UM OT-04:29.
Largest lead-VT by 2 1st-12:35, UM by 13 2nd-16:08.

Miami 68, Savannah State 51 Game 11
12-19-13 Tiger Arena

Table with 10 columns: # Player, tot-fg, 3-pt, fg, fga, fg, fga, ft, fta, of de, tot pf, tp, a, to b, s, min. Lists player stats for Miami and Savannah State.

TOTAL FG% 1st Half: 14-26 53.8% 2nd Half: 10-16 62.5% Game: 57.1%
3-Pt. FG% 1st Half: 6-9 66.7% 2nd Half: 1-5 20.0% Game: 50.0%
F Throw % 1st Half: 3-3 100% 2nd Half: 10-16 62.5% Game: 68.4%

Savannah State 2-10 tot-fg 3-pt fg fga fg fga ft fta of de tot pf tp a to b s min. Summary table for the game.

TOTAL FG% 1st Half: 7-24 29.2% 2nd Half: 13-27 48.1% Game: 39.2%
3-Pt. FG% 1st Half: 3-12 25.0% 2nd Half: 2-8 25.0% Game: 25.0%
F Throw % 1st Half: 3-5 60.0% 2nd Half: 3-7 42.9% Game: 50.0%

Officials: Leslie Jones, William Covington, Anthony Franklin
Technical fouls: University of Miami-None. Savannah State University-None.
Attendance: 3370

Score by Periods 1st 2nd Total
University of Miami 37 31 68
Savannah State 20 31 51

Points in the paint-UM 24,SSUM 28. Points off turnovers-UM 15,SSUM 19.
2nd chance points-UM 13,SSUM 6. Fast break points-UM 6,SSUM 0.
Bench points-UM 14,SSUM 4. Score tied-1 time. Lead changed-1 time.
Last FG-UM 2nd-00:45, SSUM 2nd-00:32.
Largest lead-UM by 24 2nd-15:43, SSUM by 3 1st-16:55.

Miami 71, La Salle 58 Game 12 BankUnited Center 12-22-13

La Salle 6-6 Player fg fga fg fga ft fta of de tot pf tp a to b s min

TOTAL FG% 1st Half: 9-28 32.1% 2nd Half: 14-32 43.8% Game: 38.3%

Miami 7-5 Player fg fga fg fga ft fta of de tot pf tp a to b s min

TOTAL FG% 1st Half: 15-31 48.4% 2nd Half: 13-28 46.4% Game: 47.5%

Officials: Bryan Kersey, Gary Maxwell, James Luckie Technical fouls: La Salle-None. University of Miami-None. Attendance: 4837

Score by Periods 1st 2nd Total La Salle 24 34 58 University of Miami 34 37 71

Points in the paint-LAS 26,UM 32. Points off turnovers-LAS 9,UM 11. 2nd chance points-LAS 14,UM 17. Fast break points-LAS 10,UM 5.

Miami 71, Loyola 48 Game 13 BankUnited Center 12-30-13

Loyola 5-6 Player fg fga fg fga ft fta of de tot pf tp a to b s min

TOTAL FG% 1st Half: 8-27 29.6% 2nd Half: 10-26 38.5% Game: 34.0%

Miami 8-5 Player fg fga fg fga ft fta of de tot pf tp a to b s min

TOTAL FG% 1st Half: 15-25 60.0% 2nd Half: 11-23 47.8% Game: 54.2%

Officials: Brian O'Connell, Dwayne Gladden, Bernard Clinton Technical fouls: Loyola-None. University of Miami-None. Attendance: 5166

Score by Periods 1st 2nd Total Loyola 20 28 48 University of Miami 43 28 71

Points in the paint-LOY 18,UM 30. Points off turnovers-LOY 6,UM 16. 2nd chance points-LOY 11,UM 14. Fast break points-LOY 3,UM 6.

No. 2 Syracuse 49, Miami 44 Game 14 Carrier Dome 1-4-14

Miami (8-6) (0-2) Player fg fga fg fga ft fta of de tot pf tp a to b s min

TOTAL FG% 1st Half: 8-19 42.1% 2nd Half: 9-21 42.9% Game: 42.5%

Syracuse (14-0) (1-0) Player fg fga fg fga ft fta of de tot pf tp a to b s min

TOTAL FG% 1st Half: 10-22 45.5% 2nd Half: 7-25 28.0% Game: 36.2%

Officials: Les Jones, Mike Eades, Jeff Anderson Technical fouls: University of Miami-None. Syracuse-None. Attendance: 21839

Score by Periods 1st 2nd Total University of Miami 21 23 44 Syracuse 25 24 49

Points in the paint-UM 16,SU 20. Points off turnovers-UM 5,SU 13. 2nd chance points-UM 5,SU 12. Fast break points-UM 0,SU 3.

Miami 63, RV/RV North Carolina 57 Game 15 Dean Smith Center 1-8-14

Miami 9-6, 1-2 ACC Player fg fga fg fga ft fta of de tot pf tp a to b s min

TOTAL FG% 1st Half: 11-29 37.9% 2nd Half: 10-21 47.6% Game: 42.0%

UNC 10-5, 0-2 ACC Player fg fga fg fga ft fta of de tot pf tp a to b s min

TOTAL FG% 1st Half: 8-27 29.6% 2nd Half: 12-38 31.6% Game: 30.8%

Officials: Bryan Kersey, Brian Dorsey, Gary Maxwell Technical fouls: University of Miami-None. North Carolina-James, Joel. Attendance: 17569

Points in the paint-UM 26,NC 24. Points off turnovers-UM 7,NC 19. 2nd chance points-UM 6,NC 18. Fast break points-UM 8,NC 4.

Florida State 63, Miami 53 Game 16 BankUnited Center 1-15-14

FSU 12-4 (3-1) Player fg fga fg fga ft fta of de tot pf tp a to b s min

TOTAL FG% 1st Half: 8-25 32.0% 2nd Half: 13-21 61.9% Game: 45.7%

Miami 9-7 (1-3 ACC) Player fg fga fg fga ft fta of de tot pf tp a to b s min

TOTAL FG% 1st Half: 12-31 38.7% 2nd Half: 9-28 32.1% Game: 35.6%

Officials: Tim Nestor, Raymond E Jr Styns, Terry Wymer Technical fouls: Florida State-None. University of Miami-None. Attendance: 7413

Points in the paint-FS 24,UM 16. Points off turnovers-FS 7,UM 2. 2nd chance points-FS 10,UM 18. Fast break points-FS 0,UM 0.

Miami 56, Georgia Tech 42 Game 17 McCamish Pavilion 1-18-14

Miami 10-7, 2-3 ACC Player fg fga fg fga ft fta of de tot pf tp a to b s min

TOTAL FG% 1st Half: 11-22 50.0% 2nd Half: 9-21 42.9% Game: 46.5%

Ga. Tech 10-8, 1-4 Player fg fga fg fga ft fta of de tot pf tp a to b s min

TOTAL FG% 1st Half: 5-19 26.3% 2nd Half: 8-25 32.0% Game: 29.5%

Officials: Karl Hess, Tim Kelly, Dwayne Gladden Technical fouls: University of Miami-None. Georgia Tech-None. Attendance: 8072

Points in the paint-UM 28,GT 12. Points off turnovers-UM 9,GT 5. 2nd chance points-UM 7,GT 6. Fast break points-UM 6,GT 5.

No. 18 Duke 67, Miami 46 Game 18 BankUnited Center 1-22-14

Statistical table for Duke vs. Miami (Game 18) showing player stats for Duke (15-4, 4-2) and Miami (19-0, 6-0).

TOTAL FG% 1st Half: 13-31 41.9% 2nd Half: 11-25 44.0% Game: 42.9%
3-Pt. FG% 1st Half: 4-16 25.0% 2nd Half: 4-9 44.4% Game: 32.0%
F Throw % 1st Half: 3-4 75.0% 2nd Half: 8-11 72.7% Game: 73.3%

Statistical table for Miami 10-8, 2-4 showing player stats for Miami (10-8, 2-4).

TOTAL FG% 1st Half: 9-22 40.9% 2nd Half: 8-26 30.8% Game: 35.4%
3-Pt. FG% 1st Half: 1-6 16.7% 2nd Half: 1-4 25.0% Game: 20.0%
F Throw % 1st Half: 2-3 66.7% 2nd Half: 8-13 61.5% Game: 62.5%

Officials: Mike Eades, James Luckie, Tony Green
Technical fouls: Duke-Jabari Parker. University of Miami-None.
Attendance: 7972

Score by Periods table for Duke vs. Miami.

Points in the paint-DU 26,UM 16. Points off turnovers-DU 8,UM 8.
2nd chance points-DU 22,UM 7. Fast break points-DU 4,UM 2.
Bench points-DU 17,UM 13. Score tied-0 times. Lead changed-1 time.
Last FG-DU 2nd-01:11, UM 2nd-00:56.
Largest lead-DU by 23 2nd-01:11, UM by 2 1st-18:41.

No. 2 Syracuse 64, Miami 52 Game 19 BankUnited Center 1-25-14

Statistical table for Syracuse vs. Miami (Game 19) showing player stats for Syracuse (19-0, 6-0) and Miami (10-10, 2-6).

TOTAL FG% 1st Half: 11-20 55.0% 2nd Half: 10-27 37.0% Game: 44.7%
3-Pt. FG% 1st Half: 3-4 75.0% 2nd Half: 2-7 28.6% Game: 45.5%
F Throw % 1st Half: 6-13 46.2% 2nd Half: 11-14 78.6% Game: 63.0%

Statistical table for Miami 10-9, 2-5 showing player stats for Miami (10-9, 2-5).

TOTAL FG% 1st Half: 9-24 37.5% 2nd Half: 9-22 40.9% Game: 39.1%
3-Pt. FG% 1st Half: 5-9 55.6% 2nd Half: 4-8 50.0% Game: 52.9%
F Throw % 1st Half: 3-4 75.0% 2nd Half: 4-7 57.1% Game: 63.6%

Officials: Bryan Kersey, Tim Nestor, Bill Covington
Technical fouls: Syracuse-None. University of Miami-None.
Attendance: 12122

Score by Periods table for Syracuse vs. Miami.

Points in the paint-SU 24,UM 8. Points off turnovers-SU 7,UM 8.
2nd chance points-SU 13,UM 3. Fast break points-SU 3,UM 4.
Bench points-SU 4,UM 22. Score tied-4 times. Lead changed-3 times.
Last FG-SU 2nd-02:25, UM 2nd-00:46.
Largest lead-SU by 18 1st-08:21, UM by 2 1st-19:35.

Maryland 74, Miami 71 Game 20 Comcast Center 1-29-14

Statistical table for Maryland vs. Miami (Game 20) showing player stats for Maryland (10-10, 2-6) and Miami (10-10, 2-6).

TOTAL FG% 1st Half: 10-20 50.0% 2nd Half: 12-24 50.0% Game: 50.0%
3-Pt. FG% 1st Half: 4-9 44.4% 2nd Half: 5-12 41.7% Game: 42.9%
F Throw % 1st Half: 5-10 50.0% 2nd Half: 13-18 72.2% Game: 64.3%

Statistical table for Maryland 12-9, 4-4 showing player stats for Maryland (12-9, 4-4).

TOTAL FG% 1st Half: 12-27 44.4% 2nd Half: 16-23 69.6% Game: 56.0%
3-Pt. FG% 1st Half: 6-13 46.2% 2nd Half: 4-8 50.0% Game: 47.6%
F Throw % 1st Half: 0-3 0.0% 2nd Half: 8-10 80.0% Game: 61.5%

Officials: Les Jones, Roger Ayers, Mike Eades
Technical fouls: University of Miami-None. Maryland-None.
Attendance: 12061

Score by Periods table for Maryland vs. Miami.

Points in the paint-UM 22,UMD 32. Points off turnovers-UM 12,UMD 22.
2nd chance points-UM 13,UMD 2. Fast break points-UM 4,UMD 12.
Bench points-UM 6,UMD 14. Score tied-8 times. Lead changed-11 times.
Last FG-UM 2nd-00:19, UMD 2nd-00:08.
Largest lead-UM by 4 1st-17:33, UMD by 10 2nd-02:32.

Miami vs. Norfolk State Game 21 BankUnited Center 2-1-14

Miami vs. Pittsburgh Game 22 BankUnited Center 2-5-14

Miami vs. NC State Game 23 BankUnited Center 2-8-14



HEAD COACH JIM LARRAÑAGA

Third Season | Providence, 1971

Hometown: The Bronx, N.Y. | Head Coach: American International, 1977-79 | Bowling Green, 1986-97 | George Mason, 1997-2011 | Miami, 2011-present

LARRAÑAGA'S CAREER

Head Coach

2011-pres. Miami
1997-2011 George Mason
1986-97 Bowling Green
1977-79 American International

Assistant

1979-86 Virginia
1971-76 Davidson

Player / Coach

1977 Geronimo Basketball Club (Belgium)

EDUCATION

Providence College, 1971, B.A. Economics
Archbishop Malloy High School, 1967

NCAA APPEARANCES

1999 - George Mason
2001 - George Mason
2006 - George Mason (Final Four)
2008 - George Mason
2011 - George Mason
2013 - Miami (Sweet 16)

NIT APPEARANCES

1990 - Bowling Green
1991 - Bowling Green
1997 - Bowling Green
2002 - George Mason
2004 - George Mason
2009 - George Mason
2012 - Miami

PLAYING CAREER

Geronimo Basketball Club (Belgium) 1976-77
Providence College, 1967-71
Archbishop Molloy, 1963-67

MISCELLANEOUS

AP, Naismith, Henry Iba Coach of the Year, 2013
ACC Coach of the Year, 2013
Clair Bee Coach of the Year, 2006
CAA Coach of the Year, 2011, 1999

PERSONAL

Born: Oct. 2, 1949 Hometown: Bronx, N.Y.
Wife: Liz Sons: Jay and Jon

in program and conference history (273) en route to three conference titles (1999, 2001, 2008). A two-time CAA Coach of the Year honoree, Larrañaga earned the accolade in 2011, leading the Patriots to a 27-7 overall record and 16-2 conference mark en route to the CAA regular-season title and their fifth NCAA Tournament appearance under his leadership. Seeded a program-best eighth in the NCAA Tournament, George Mason rallied from a double-digit deficit to defeat ninth-seeded Villanova, 61-57, before falling to overall No. 1 seed Ohio State in the third round. In 2006, Larrañaga became the first coach at a mid-major school to take his team to the Final Four in 27 years and earned an at-large berth for a CAA team for the first time in 20 years. Along the way, he led Mason to a school record in wins, the school's first national ranking, George Mason's first appearance in the Top 10 and the school's first wins over Top 10 teams.

With 29 years of head coaching experience, the native of Bronx, N.Y., previously served as the head coach at Bowling Green for 11 seasons (1986-1997) and at Division II American International for two seasons (1977-79). His first coaching opportunity came at Davidson College, where he served as an assistant coach to Terry Holland. Davidson captured three Southern Conference regular-season championships and an NIT berth in his five years there, and he compiled a 47-12 record doubling as the freshman team coach. In 1976, he left Davidson and spent one season as player-coach for the Geronimo Basketball Club in Belgium. A 1971 graduate of Providence College with a degree in economics, Larrañaga was a four-year letterman for the Friars. As the team captain in his senior season, he led Providence to a 20-8 record and an NIT appearance. He graduated as the school's fifth all-time leading scorer with 1,258 points and was selected in the sixth round of the draft by the Detroit Pistons of the National Basketball Association. He was the team's top scorer as a sophomore and junior and was named New England's Division I Sophomore of the Year in 1969. He was inducted into the Providence College Hall of Fame in 1991.

Larrañaga, 64, and his wife, Liz, have two sons - Jay, who played for his father at Bowling Green and is an assistant coach with the Boston Celtics, and Jon, who was a member of his father's George Mason teams from 1999-2003 - and four grandchildren.

Jim Larrañaga was named the 12th head coach of the University of Miami men's basketball program on April 22, 2011.

After leading UM to the 2013 NCAA Sweet 16, and winning the school's first ACC regular season and tournament championships, Larrañaga was honored as the AP, Naismith, USBWA Henry Iba and ACC Coach of the Year. The Bronx native helped Miami to a No. 2 national ranking by both the AP and USA TODAY, and a No. 2 seed in the NCAA tournament. He is the 10th coach in the last 10 years to lead two top-10 programs, as Miami was No. 2 on Feb. 18, 2013, and George Mason was No. 8 in the final Top 25 poll in 2006.

Larrañaga, who earned his 500th win during the season, directed the Canes to a 27-point win over No. 1 Duke and three other 20+ point wins over ACC opponents this season, including North Carolina (+26), Florida State (+24) and Boston College (+22). UM's 29 overall and 15 ACC wins in 2012-13 were program-bests, as was the 14-game winning streak and 13-0 start in conference play. Other program firsts include defeating all three teams in the North Carolina Triangle in the same season, beating a trio of teams in the Top 20 since joining the ACC and hosting five home sellouts at the BankUnited Center.

Individually, Coach L saw Shane Larkin earn the ACC Player of the Year and Lute Olson National Player of the Year awards, as well as All-American status and finalist nods for the Bob Cousy, John Wooden and James Naismith player of the year honors before declaring early for the 2013 NBA Draft. Larkin was also the ACC Tournament MVP, on the ACC Defensive team and a defensive All-American. Durand Scott was the ACC Defensive Player of the Year, three players - Larkin, Scott and Kenny Kadji - were listed on all-conference teams and four were on the ACC All-Tournament Team - Larkin, Scott, Julian Gamble and Trey McKinney Jones. All six seniors on the Sweet 16 team earned academic degrees from the University of Miami and one player was listed on the All-ACC Academic Team.

Larrañaga came to Miami after serving as the head coach at George Mason for 14 seasons. He guided that program to five NCAA Tournament appearances (1999, 2001, 2006, 2008, 2011) - including an unprecedented run to the 2006 Final Four that captured the nation's attention, defeating Michigan State, North Carolina, Wichita State and UConn along the way. Following that run, he was selected the 2006 Clair Bee Coach of the Year. Larrañaga built the GMU Patriots' program into a perennial contender in the highly-regarded Colonial Athletic Association, winning more games than any other coach

LARRAÑAGA'S CAREER RECORDS

School	Years	Overall	Conference
American International	1977-1979	27-26	none
Bowling Green	1986-1997	170-144	101-85
George Mason	1997-2011	273-164	165-79
Miami	2011-pres.	59-30	26-16
Overall	30th	529-364	292-180

COACH JIM LARRAÑAGA AT A GLANCE

2013 AP Coach of the Year	2013 Naismith Coach of the Year
2006 Clair Bee Coach of the Year	2013 Henry Iba Coach of the Year
2013 ACC Coach of the Year	2013 Adolph Rupp Cup Coach of the Year
2013 NABC All-District II Coach	2013 USBWA District IV Coach of the Year
2001 & 1999 CAA Coach of the Year	Six NCAA tournament appearances
1999 CAA Coach of the Year	2013, 2011, 2008, 2006, 2001, 1999
1997 MAC Coach of the Year	Seven postseason NIT appearances
Eight 20-win seasons	2012, '09, '04, '02, '97, '91, '90

Coached Shane Larkin - ACC Player of the Year, ACC Tournament MVP, USBWA All-District, Sporting News All-American, finalist for Cousy, Naismith & Wooden awards, All-ACC First Team and All-ACC Defensive Team
Coached Durand Scott - ACC Defensive Player of the Year, ACC Tournament First Team, All-ACC Third Team

Coached George Evans, who was a three-time CAA Player of the Year, the CAA Rookie of the Year, a three-time CAA Defensive Player of the Year and on the CAA All-Defensive Team three times.

Six All-Atlantic Coast Conference selections
Four ACC All-Tournament team selections
Three coaches and two media ACC All-Defensive Team selections
28 All-Colonial Athletic Conference selections
Three AP All-America players

Nine CAA All-Defensive Team selections
Eight CAA All-Rookie team selections


Three Dean Ehlers Award winners - given to the CAA player who best meets the criteria of academic achievement, leadership and community service.
12 All-MAC Conference selections
Coached Antonio Daniels - MAC Player of the Year and MAC Freshman of the Year
Two MAC Freshman of the Year selections
Four MAC All-Freshman Team selections

LARRAÑAGA YEAR-BY-YEAR

Year	School	Overall W-L	Conference W-L	Finish	Post-Season
1977-78	American International	14-13			
1978-79	American International	13-13			
1986-87	Bowling Green	15-14	10-6	3	
1987-88	Bowling Green	12-16	7-9	t-5	
1988-89	Bowling Green	13-15	6-10	t-6	
1989-90	Bowling Green	18-11	9-7	t-3	NIT 0-1
1990-91	Bowling Green	17-13	9-7	t-4	NIT 0-1
1991-92	Bowling Green	14-15	8-8	5	
1992-93	Bowling Green	11-16	8-10	t-6	
1993-94	Bowling Green	18-10	12-6	t-2	
1994-95	Bowling Green	16-11	10-8	t-5	
1995-96	Bowling Green	14-13	9-9	t-6	
1996-97	Bowling Green	22-10	13-5	t-1	NIT 0-1
1997-98	George Mason	9-18	6-10	6	
1998-99	George Mason	19-11	13-3	1	NCAA 0-1
1999-00	George Mason	19-11	12-4	t-1	
2000-01	George Mason	18-12	11-5	3	NCAA 0-1
2001-02	George Mason	19-10	13-5	2	NIT 0-1
2002-03	George Mason	16-12	11-7	4	
2003-04	George Mason	23-10	12-6	3	NIT 2-1
2004-05	George Mason	16-13	10-8	6	
2005-06	George Mason	27-8	15-3	t-1	NCAA 4-1
2006-07	George Mason	18-15	9-9	5	
2007-08	George Mason	23-11	12-6	2	NCAA 0-1
2008-09	George Mason	22-11	13-5	2	NIT 0-1
2009-10	George Mason	17-15	12-6	4	CIT 0-1
2010-11	George Mason	27-7	16-2	1	NCAA 1-1
2011-12	Miami	20-13	9-7	t-4	NIT 1-1
2012-13	Miami	29-7	15-3	1	NCAA 2-1
2013-14	Miami	10-10	2-6		
Overall		529-364	292-180	10-14	



25
GARRIUS ADAMS
Gr. | G | 6-6 | 200
Apex, N.C. | Middle Creek



4
RAPHAEL AKPEJIORI
Sr. | F | 6-9 | 241
Lagos, Nigeria | Sunrise Christian (Kan.)




15
RION BROWN
Sr. | G | 6-6 | 211
Hinesville, Ga. | Liberty County



1
DEANDRE BURNETT
Fr. | G | 6-2 | 191
Miami, Fla. | Carol City




2
CORN ELDER
Fr. | G | 5-10 | 173
Nashville, Tenn. | Ensworth




11
MIKE FERNANDEZ
Fr. | G | 6-1 | 189
Coral Gables, Fla. | Belen Jesuit




12
JUSTIN HELLER
Sr. | G | 6-2 | 177
Boca Raton, Fla. | West Boca Raton



23
TONYE JEKIRI
So. | C | 7-0 | 235
Hialeah, Fla. | Champagnat Catholic




35
JAMES KELLY
Jr. | F | 6-7 | 246
Ann Arbor, Mich. | Owens CC | Pioneer Pontiac, Mich.



22
DONNAVAN KIRK
Gr. | F | 6-9 | 228



20
MANU LECOMTE
Fr. | G | 5-11 | 159



10
SHELDON McCLELLAN
Jr. | G | 6-5 | 206
Houston, Texas | Texas | Bellaire




5
DAVON REED
Fr. | G | 6-6 | 208
Princeton, N.J. | Princeton Day



13
ANGEL RODRIGUEZ
Jr. | G | 5-11 | 181



3
STEVE SORENSON
So. | G | 6-0 | 161



21
ERIK SWOOPE
Sr. | F | 6-5 | 220

San Juan, P.R. | Kansas State | Miami Krop | Dallas, Texas | St. Mark's School | Lake Elsinore, Calif. | Harvard-Westlake



JIM LARRAÑAGA
Head Coach



ERIC KONKOL
Assistant Coach




MICHAEL HUGER
Assistant Coach



CHRIS CAPUTO
Assistant Coach



ADAM FISHER
Director of Operations



RAPHAEL AKPEJIORI #4

Senior | Forward | 6-9 | 241

Lagos, Nigeria | Sunrise Christian Academy (Kan.)

- Very strong and physical player who loves contact and has no regard for his own body.
- Sets hard screens and rebounds at a good rate.
- Good offensive rebounder and hard worker.
- Offseason ankle surgery, recovered well from that with improved mobility.
- Will graduate in May 2015 with both a bachelor's and master's in mechanical engineering. Takes classes such as applied thermodynamics and design of fluid & thermal systems.
- Approach vertical: 40 | Bench: 310
- Improved bench max from 215 to 270 and 185 test from 9-16 in 15 months during junior season.
- One of four seniors not recruited by Larrañaga staff. (Akpejori, Brown, Swoope, Adams).
- 2013 All-ACC Academic Team, ACC Academic Honor Roll, Book Buster (3.0 GPA), Athletics Director Honor Roll (3.2 GPA), Dean's List (3.5 GPA)
- Born Ethasor [A-tha-saur] Raphael Akpejori [AHK-peh-jour-ee] Oct. 10, 1990. Goes by Raphael.
- Son of Pius and Clara. One brother, Eshemokha, and four sisters, Okhiaofe, Ilamosi, Ideoghena and Eboshogwe. Three siblings are studying in Nigeria to be a civil engineer, chemical engineer and cell biology & genetics engineer.
- Also recruited by Texas A&M, Colorado, USF and UCF
- Rated as No. 64 power forward by ESPN in high school.
- Played AAU basketball for Baltimore Elite.
- Played in international game during 2008 Jordan Brand Basketball Classic in New York City.
- In August of 2013, averaged 9.2 points and 5.8 rebounds for Athletess in Action through five games played in Jamaica.

2010-11			
Opposition	P	R	A
Jacksonville	0	1	0
at Memphis	2	1	0
N.C. Central	8	5	0
at Rutgers	4	2	0
McNeese St.	2	4	0
at FGCU	1	2	0
West Virginia	0	0	0
Stetson	2	0	0
UCF	1	1	0
Oral Roberts	2	4	0
Rice	0	2	0
Pepperdine	3	2	0
at Duke	1	3	0
at Clemson	0	0	0
Florida St.	2	0	0
UNC	1	1	0
at Virginia Tech	0	0	0
at UNCG	2	2	0
Maryland	0	0	0
at Alabama	0	1	0

2011-12			
Opposition	P	R	A
Tennessee Tech	7	3	0
Rutgers	3	1	1
UNF	5	4	0
FGCU	0	0	0
at Ole Miss	0	1	0
at Purdue	2	7	1
UMass	6	3	0
Memphis	2	2	0
at West Virginia	3	2	0
at Charlotte	0	0	0
Appalachian St.	0	0	0
at North Carolina	2	1	0
at Boston College	0	0	0
Maryland	4	1	0
Virginia Tech	0	0	0
North Carolina	0	0	0
Wake Forest	0	0	0
at Maryland	2	2	0
Florida State	0	4	0
at Georgia Tech	0	0	0
vs. Florida State	0	1	0
Minnesota	0	1	0

2012-13			
Opposition	P	R	A
Charlotte	2	0	0
at UCF	0	0	1
at Hawai'i	0	0	2
vs. Arizona	1	0	1
vs. Indiana State	2	0	3
La Salle	0	0	0
at Georgia Tech	2	0	4
at North Carolina	0	0	0
Maryland	0	0	4
at Boston College	4	0	2
Duke	0	0	1
Florida State	1	0	0
Boston College	0	0	0
North Carolina	0	0	0
Virginia Tech	0	0	0
Clemson	0	0	0
vs. Pacific	0	0	2
vs. Marquette	0	0	0


Akpejori Season / Career Highs
Points
 Season: 2 (2x) last at Nebraska, 12/4/13
 Career: 8, vs. NC Central 11/19/10
 ACC: 4 (2x) last at Boston College, 1/16/13
Rebounds
 Season: 2, vs. Virginia Tech, 12/8/13
 Career: 7, at Purdue 11/29/11
 ACC: 4 (3x) last vs. Maryland, 1/13/13
Assists
 Season: --
 Career: 1 (3x), last vs. Florida State, 1/27/13
 ACC: 1, vs. Florida State, 1/27/13
Steals
 Season: 1, at Georgia Tech, 1/18/14
 Career: 1, (8x), last vs. Florida State, 1/27/13
 ACC: 1 (5x), last vs. Florida State, 1/27/13
Blocked Shots
 Season: 1 (3x) last vs. Syracuse, 1/25/14
 Career: 4 (2x), last vs. UNF 11/19/11
 ACC: 2, vs. Florida State, 1/19/11
Field Goals
 Season: 1, vs. Texas Southern, 11/14/13
 Career: 3(2x) last vs. Tennessee Tech 11/11/11
 ACC: 2 (2x) last at Boston College, 1/16/13
Field Goal Attempts
 Season: 1 (4x), last at Georgia Tech, 1/18/14
 Career: 4, UNF 11/19/11
 ACC: 3 (3x) last at Boston College, 1/16/13
Free Throws
 Season: 2, at Nebraska, 12/4/13
 Career: 4, at Rutgers 11/21/10
 ACC: 2, vs. Florida State, 1/19/11
Free Throw Attempts
 Season: 2, at Nebraska, 12/4/13
 Career: 4 (4x), last vs. Memphis 12/06/11
 ACC: 3, at Duke, 1/2/11
3-Point Field Goals
 Season: --
 Career: --
 ACC: --
3-Point Field Goal Attempts
 Season: --
 Career: --
 ACC: --
Foul Disqualifications
 Season: --
 Career: --
Minutes
 Season: 18, at Georgia Tech, 1/18/14
 Career: 22, vs. UNF 11/19/11
 ACC: 18, at Georgia Tech, 1/18/14

AKPEJIORI CAREER STATISTICS

Season	GP	GS	Min.	Avg.	3-Point			Free Throws			Rebounds				Scoring										
					FG	FGA	Pct.	FT	FTA	Pct.	Off.	Def.	Tot.	Avg.	Pf	FO	Ast.	TO	Blk	Stl	Pts.	Avg.			
2010-11	20	0	98	4.9	5	10	.500	0	0	.000	21	32	.656	13	18	31	1.6	16	0	0	5	12	2	31	1.6
2011-12	22	3	147	6.7	13	27	.481	0	0	.000	10	17	.588	21	12	33	1.5	27	0	2	7	11	4	36	1.6
2012-13	18	0	81	4.5	5	14	.357	0	0	.000	1	3	.333	6	14	20	1.1	8	0	1	3	3	3	11	0.6
2013-14	13	0	84	6.5	1	4	.250	0	0	.000	2	2	1.000	3	10	13	1.0	18	0	0	3	3	1	4	0.3
TOTAL	73	3	410	5.6	24	55	.436	0	0	.000	34	54	.630	43	54	97	1.3	69	0	3	18	29	10	82	1.1

AKPEJIORI 2013-14

Opponent	Date	GS	Min	TOTAL			3-PTS			FREE THROWS			REBOUNDS				PF	FO	A	TO	Blk	Stl	Pts	Avg
				FG	FGA	Pct	3FG	FGA	Pct	FT	FTA	Pct	Off	Def	Tot	Avg								
SFB	11-08-13	5	0	0	.000	0	0	.000	0	0	.000	0	0	0	0.0	1	0	0	1	0	0	0	0.0	
TEXAS SOUTHERN	11-14-13	2	1	1	1.000	0	0	.000	0	0	.000	0	1	1	0.5	3	0	0	0	1	0	0	2	1.0
UCF	11-21-13	4	0	1	.000	0	0	.000	0	0	.000	0	1	1	0.7	0	0	0	0	1	0	0	0	0.7
vs Arizona State	12-01-13	5	0	0	.000	0	0	.000	0	0	.000	0	1	1	0.8	1	0	0	0	0	0	0	0	0.5
at Nebraska	12-04-13	8	0	0	.000	0	0	.000	2	2	1.000	0	1	1	0.8	4	0	0	0	0	0	0	2	0.8
VIRGINIA TECH	12-08-13	9	0	1	.000	0	0	.000	0	0	.000	0	2	2	1.0	2	0	0	1	0	0	0	0	0.7
LOYOLA	12-30-13	8	0	0	.000	0	0	.000	0	0	.000	0	1	1	1.0	0	0	0	0	0	0	0	0	0.6
at Syracuse	01-04-14	3	0	0	.000	0	0	.000	0	0	.000	1	0	1	1.0	1	0	0	1	0	0	0	0	0.5
at UNC	01-08-14	2	0	0	.000	0	0	.000	0	0	.000	1	0	1	1.0	0	0	0	0	0	0	0	0	0.4
at Georgia Tech	01-18-14	18	0	1	.000	0	0	.000	0	0	.000	1	1	2	1.1	2	0	0	0	0	0	1	0	0.4
DUKE	01-22-14	8	0	0	.000	0	0	.000	0	0	.000	0	1	1	1.1	2	0	0	0	0	0	0	0	0.4
SYRACUSE	01-25-14	7	0	0	.000	0	0	.000	0	0	.000	0	1	1	1.1	1	0	0	0	1	0	0	0	0.3
at Maryland	01-29-14	5	0	0	.000	0	0	.000	0	0	.000	0	0	0	1.0	1	0	0	0	0	0	0	0	0.3



TONYE JEKIRI

Sophomore | Center | 7-0 | 235

#23

Hialeah, Fla. | Champagnat Catholic School

Jekiri Season / Career Highs

Points
 Season: 10, vs. Loyola, 12/30/13
 Career: 10, vs. Loyola, 12/30/13
 ACC: 8, vs. Duke, 1/22/14

Rebounds
 Season: 10, at North Carolina, 1/8/14
 Career: 10, at North Carolina, 1/8/14
 ACC: 10, at North Carolina, 1/8/14

Assists
 Season: 4, vs. Syracuse, 1/25/14
 Career: 4, vs. Syracuse, 1/25/14
 ACC: 4, vs. Syracuse, 1/25/14

Steals
 Season: 2 (2x) last at North Carolina, 1/8/14
 Career: 2 (2x) last at North Carolina, 1/8/14
 ACC: 2, at North Carolina, 1/8/14

Blocked Shots
 Season: 3, at North Carolina, 1/8/14
 Career: 3, at North Carolina, 1/8/14
 ACC: 3, at North Carolina, 1/8/14

Field Goals
 Season: 4 (3x) last vs. Duke, 1/22/14
 Career: 4 (3x) last vs. Duke, 1/22/14
 ACC: 4, vs. Duke, 1/22/14

Field Goal Attempts
 Season: 7 (3x) last vs. Duke, 1/22/14
 Career: 7 (3x) last vs. Duke, 1/22/14
 ACC: 7, vs. Duke, 1/22/14

Free Throws
 Season: 2 (2x) last vs. Loyola, 12/30/13
 Career: 4, vs. Virginia Tech, 2/28/13
 ACC: 4, vs. Virginia Tech, 2/28/13

Free Throw Attempts
 Season: 4 (2x) last vs. Syracuse, 1/25/14
 Career: 6, vs. Virginia Tech, 2/28/13
 ACC: 6, vs. Virginia Tech, 2/28/13

3-Point Field Goals
 Season: --
 Career: --
 ACC: --

3-Point Field Goal Attempts
 Season: --
 Career: --
 ACC: --

Foul Disqualifications
 Season: 4, last at Georgia Tech, 1/18/14
 Career: 4, last at Georgia Tech, 1/18/14
 ACC: 3, last at Georgia Tech, 1/18/14

Minutes
 Season: 35, at Maryland, 1/29/14
 Career: 35, at Maryland, 1/29/14
 ACC: 35, at Maryland, 1/29/14

2012-13			
Opposition	P	R	A
at FGCU	1	2	0
Jacksonville	0	0	0
Michigan State	0	2	0
at Massachusetts	0	0	0
Charlotte	0	0	0
at UCF	3	2	0
at Hawai'i	1	0	0
vs. Arizona	0	2	0
vs. Indiana State	0	0	0
La Salle	0	1	0
at Georgia Tech	2	2	0
at North Carolina	0	1	0
Maryland	2	4	0
at Boston College	0	1	1
Duke	2	2	0
Florida State	4	2	0
at Virginia Tech	2	1	0
at NC State	0	2	1
Boston College	2	4	0
North Carolina	2	2	0
at Florida State	2	2	0
at Clemson	0	0	0
Virginia	2	0	0
at Wake Forest	2	3	0
Virginia Tech	4	2	0
at Duke	2	0	0
Georgia Tech	0	0	0
Clemson	2	3	0
vs. Boston College	0	1	0
vs. NC State	2	3	0
vs. North Carolina	1	1	0
vs. Pacific	6	5	0
vs. Illinois	4	2	1
vs. Marquette	0	3	0


- Has only played basketball for four years after moving from Nigeria to South Florida in September 2010 to begin hoops career. Previously played soccer.
- Gained 25 pounds from a season ago, drinking protein shakes, and eating chicken and rice dishes.
- Averaged 3.3 points, 3.3 rebounds, 0.7 blocks and 10.3 minutes in three 2013 NCAA tournament games.
- Saints fan because of former Hurricane Jimmy Graham.
- Terrific learner who picks up concepts quickly.
- Good passer for his size.
- Developing his offensive game.
- Can play with back to basket or step out for a 10-12-foot shot.
- Runs the floor like a guard and has unstoppable motor.
- Only scholarship sophomore on the team, second Florida recruit in Larrañaga era.
- One of eight players on the team recruited by Larrañaga staff.
- Acclimated himself well from Nigeria to U.S. culture.
- Chose jersey number 23 because July 23 is birthday.
- Approach vertical: 37.
- Born Tonye [TAHN-yay] Frank Jekiri [Ja-KEER-EE] July 23, 1994 in Port Harcourt, Nigeria. Son of Emilinia and Frank. Brother to Tammie, Omiebi and Boma.
- Majoring in sports administration.
- Chose Miami over considerations from Virginia Tech, Clemson, Florida State, Auburn, Vanderbilt and Alabama.
- Rated 17th-best center in country by ESPN.com and No. 13 by Scout.com.
- Averaged 20 points, 12 rebounds and 5 blocks per game as a senior.
- On AAU circuit, played for Team Breakdown.

JEKIRI CAREER STATISTICS

Season	GP	GS	Min.	Avg. FG	FGA	Pct.	3-Point			Free Throws			Rebounds				Scoring								
							FG	FGA	Pct.	FT	FTA	Pct.	Off.	Def.	Tot.	Avg.	PF	FO	Ast.	TO	Blk	Stl	Pts.	Avg.	
2012-13	34	0	235	6.9	18	35	.514	0	0	.000	11	20	.550	28	27	55	1.6	35	0	4	11	11	7	47	1.4
2013-14	20	9	401	20.1	33	81	.407	0	0	.000	7	15	.467	33	64	97	4.9	53	4	14	21	16	10	73	3.7
TOTAL	54	9	636	11.8	51	116	.440	0	0	.000	18	35	.514	61	91	152	2.8	88	4	18	32	27	17	120	2.2

JEKIRI 2013-14

Opponent	Date	GS	Min	TOTAL			3-PTS			FREE THROWS			REBOUNDS				PF	FO	A	TO	Blk	Stl	Pts	Avg
				FG	FGA	Pct	3FG	FGA	Pct	FT	FTA	Pct	Off	Def	Tot	Avg								
SFB	11-08-13	*	23	2	7	.286	0	0	.000	2	2	1.000	1	8	9	9.0	5	1	1	2	1	0	6	6.0
GA. SOUTHERN	11-11-13	*	9	1	4	.250	0	0	.000	0	0	.000	1	0	1	5.0	2	0	0	2	0	0	2	4.0
TEXAS SOUTHERN	11-14-13	*	12	2	6	.333	0	0	.000	0	0	.000	2	2	4	4.7	1	0	0	1	0	0	4	4.0
at Charleston	11-18-13		16	3	4	.750	0	0	.000	0	0	.000	2	1	3	4.3	3	0	0	0	1	0	6	4.5
UCF	11-21-13		17	1	3	.333	0	0	.000	0	0	.000	0	3	3	4.0	3	0	0	0	0	1	2	4.0
vs George Washington	11-28-13	*	21	1	3	.333	0	0	.000	0	0	.000	0	1	1	3.5	0	0	1	1	1	1	2	3.7
at Cal State Fullerton	11-29-13		20	2	3	.667	0	0	.000	0	0	.000	0	4	4	3.6	3	0	0	2	0	0	4	3.7
vs Arizona State	12-01-13		10	0	3	.000	0	0	.000	0	0	.000	2	1	3	3.5	1	0	0	0	0	0	0	3.3
at Nebraska	12-04-13		21	1	2	.500	0	0	.000	0	0	.000	2	5	7	3.9	2	0	1	0	1	0	2	3.1
VIRGINIA TECH	12-08-13		21	1	5	.200	0	0	.000	0	0	.000	3	4	7	4.2	0	0	0	0	1	0	2	3.0
at Savannah State	12-19-13		14	2	2	1.000	0	0	.000	0	0	.000	0	1	1	3.9	2	0	1	3	1	1	4	3.1
LA SALLE	12-22-13		25	4	7	.571	0	0	.000	1	2	.500	2	5	7	4.2	3	0	0	0	1	2	9	3.6
LOYOLA	12-30-13		23	4	5	.800	0	0	.000	2	4	.500	1	3	4	4.2	5	1	2	1	2	1	10	4.1
at Syracuse	01-04-14		18	2	5	.400	0	0	.000	1	2	.500	2	1	3	4.1	2	0	2	0	1	1	5	4.1
at UNC	01-08-14		27	1	4	.250	0	0	.000	0	0	.000	3	7	10	4.5	4	0	1	3	3	2	2	4.0
FLORIDA STATE	01-15-14	*	20	1	3	.333	0	0	.000	0	0	.000	3	4	7	4.6	5	1	1	0	0	0	2	3.9
at Georgia Tech	01-18-14	*	16	0	1	.000	0	0	.000	0	0	.000	0	3	3	4.5	5	1	0	2	1	0	0	3.6
DUKE	01-22-14	*	26	4	7	.571	0	0	.000	0	1	.000	3	6	9	4.8	1	0	0	1	1	1	8	3.9
SYRACUSE	01-25-14	*	27	1	4	.250	0	0	.000	1	4	.250	3	2	5	4.8	4	0	4	0	0	0	3	3.8
at Maryland	01-29-14	*	35	0	3	.000	0	0	.000	0	0	.000	3	3	6	4.9	2	0	0	3	1	0	0	3.7



JAMES KELLY

Junior | Forward | 6-7 | 246

#35

Ann Arbor, Mich. | Owens CC | Pioneer HS

- Began playing organized basketball junior year of high school after four-inch growth spurt.
- Good touch, very explosive and athletic.
- Catch and shoot from three and midrange.
- Inside-out talent.
- Spending more and more time in the gym to learn the game.
- Came to UM without visiting campus. Impressed by coaching staff's care for his schoolwork and off-the-court life.
- Increased bench 235 to 315 in four months, after never lifting weights before.
- Approach vertical: 37.5 | Bench max: 315
- Teammates compare him to former Cane DeQuan Jones for his personality and athleticism.
- Suite/roommates with Manu Lecomte, Davon Reed and Dre Burnett.
- One of eight players on the team recruited by Larrañaga staff.
- Averaged 17.9 points, 10.0 rebounds, 1.0 assist, 1.5 steals and 1.5 blocks per game in two seasons at Owens. Totaled 1,219 points, 678 rebounds, 105 blocks, 104 steals and 70 assists. First player in program history to record 1,000 points, 600 rebounds, 100 steals and 100 blocks in his career. 38 career double-doubles.
- Led the Ohio Community College Athletic Conference (OCCAC) in scoring (21.1 ppg) and rebounding (11.4 rpg), third in blocks (1.6bpg) and fourth in steals (2.3spg).
- NJCAA D-II Second Team All-American as a sophomore.
- Played in NJCAA Division II tournament semifinals.
- Born James Leo Kelly August 12, 1993. Son of Darlene Ison and Desi Kelly. Brother to Desi Kelly, Jr.
- Majoring in liberal arts.
- Recruited by Michigan State, New Mexico, West Virginia and Clemson.
- Played AAU for the Michigan Warriors.


Kelly Season Highs

Points	Season: 18, at Charleston, 11/18/13
ACC:	12, vs. Virginia Tech, 12/8/13
Rebounds	Season: 9, vs. Virginia Tech, 12/8/13
ACC:	9, vs. Virginia Tech, 12/8/13
Assists	Season: 2 (2x) last vs. Texas Southern, 11/14/13
ACC:	1 (2x) last vs. Syracuse, 1/25/14
Steals	Season: 2 (2x) last at Charleston, 11/18/13
ACC:	1 (3x) last vs. Florida State, 1/15/14
Blocked Shots	Season: 2, at Cal State Fullerton, 11/29/13
ACC:	1 (2x) last vs. Duke, 1/22/14
Field Goals	Season: 7, vs. Texas Southern, 11/14/13
ACC:	5, vs. Virginia Tech, 12/8/13
Field Goal Attempts	Season: 11, vs. Texas Southern, 11/14/13
ACC:	14, vs. Virginia Tech, 12/8/13
Free Throws	Season: 3 (3x) last vs. Duke, 1/22/14
ACC:	3, vs. Duke, 1/22/14
Free Throw Attempts	Season: 4 (3x) last vs. Duke, 1/22/14
ACC:	4, vs. Duke, 1/22/14
3-Point Field Goals	Season: 3 (2x) last at Charleston, 11/18/13
ACC:	1 (2x) last vs. Duke, 1/22/14
3-Point Field Goal Attempts	Season: 4, vs. Texas Southern, 11/14/13
ACC:	3, vs. Florida State, 1/15/14
Foul Disqualifications	Season: --
ACC:	--
Minutes	Season: 35, vs. Arizona State, 12/1/13
ACC:	31, vs. Virginia Tech, 12/8/13

KELLY CAREER STATISTICS

Season	GP	GS	Min.	Avg.	3-Point			Free Throws			Rebounds				Scoring										
					FG	FGA	Pct.	FT	FTA	Pct.	Off.	Def.	Tot.	Avg.	PF	FO	Ast.	TO	Blk	Stl	Pts.	Avg.			
2013-14	19	11	423	22.3	59	114	.518	11	27	.407	18	27	.667	22	62	84	4.4	37	0	12	16	11	10	147	7.7

KELLY 2013-14		TOTAL					3-PTS			FREE THROWS			REBOUNDS											
Opponent	Date	GS	Min	FG	FGA	Pct	3FG	FGA	Pct	FT	FTA	Pct	Off	Def	Tot	Avg	PF	FO	A	TO	Blk	Stl	Pts	Avg
SFB	11-08-13	5	0	0	0	.000	0	0	.000	0	0	.000	3	1	4	4.0	2	0	0	2	0	0	0	0.0
GA. SOUTHERN	11-11-13	20	5	8	8	.625	0	1	.000	0	0	.000	2	0	2	3.0	2	0	2	0	0	1	10	5.0
TEXAS SOUTHERN	11-14-13	28	7	11	11	.636	3	4	.750	0	0	.000	1	6	7	4.3	3	0	2	1	0	2	17	9.0
at Charleston	11-18-13	* 33	6	9	9	.667	3	3	1.000	3	4	.750	0	4	4	4.3	2	0	1	0	1	2	18	11.3
UCF	11-21-13	* 16	1	4	4	.250	0	2	.000	0	0	.000	2	2	4	4.2	3	0	1	1	1	0	2	9.4
vs George Washington	11-28-13	28	5	9	9	.556	0	0	.000	1	2	.500	2	4	6	4.5	2	0	0	0	1	0	11	9.7
at Cal State Fullerton	11-29-13	* 24	4	7	7	.571	1	2	.500	1	2	.500	1	6	7	4.9	3	0	1	0	2	0	10	9.7
vs Arizona State	12-01-13	* 35	4	7	7	.571	0	2	.000	3	4	.750	0	6	6	5.0	3	0	1	1	1	0	11	9.9
at Nebraska	12-04-13	* 28	1	4	4	.250	0	2	.000	0	0	.000	0	5	5	5.0	0	0	0	1	1	0	2	9.0
VIRGINIA TECH	12-08-13	* 31	5	14	14	.357	0	1	.000	2	2	1.000	3	6	9	5.4	4	0	0	2	0	1	12	9.3
at Savannah State	12-19-13	* 26	3	5	5	.600	0	1	.000	0	1	.000	2	6	8	5.6	0	0	1	2	0	1	6	9.0
LA SALLE	12-22-13	* 20	4	7	7	.571	1	1	1.000	1	2	.500	0	3	3	5.4	1	0	0	2	1	1	10	9.1
LOYOLA	12-30-13	* 29	5	8	8	.625	1	1	1.000	0	0	.000	2	4	6	5.5	2	0	1	0	1	0	11	9.2
at Syracuse	01-04-14	* 28	4	5	5	.800	0	1	.000	0	0	.000	1	2	3	5.3	1	0	1	2	0	0	8	9.1
at UNC	01-08-14	* 10	0	1	1	.000	0	1	.000	1	2	.500	0	1	1	5.0	2	0	0	0	1	1	1	8.6
FLORIDA STATE	01-15-14	18	1	5	5	.200	1	3	.333	1	2	.500	3	1	4	4.9	2	0	0	1	0	1	4	8.3
at Georgia Tech	01-18-14	3	0	0	0	.000	0	0	.000	0	0	.000	0	0	0	4.6	1	0	0	0	0	0	0	7.8
DUKE	01-22-14	16	2	4	4	.500	1	2	.500	3	4	.750	0	2	2	4.5	1	0	0	1	1	0	8	7.8
SYRACUSE	01-25-14	25	2	6	6	.333	0	0	.000	2	2	1.000	0	3	3	4.4	3	0	1	0	0	0	6	7.7



MANU LECOMTE #20

Freshman | Guard | 5-11 | 159

Brussels, Belgium | Athene des Pagodes

- Team's only pure point guard. Can shoot the three or pull up for jumpers.
- Played as an amateur at the pro level in Belgium since he was 16.
- Head coach Larrañaga and assistant coach Michael Huger both played pro ball in Belgium.
- Young collegiate player, turning 18 in August of his freshman year at Miami.
- Very good shooter who averages in upper 60s in five minutes of threes drill.
- Adjusted well to American culture and has acclimated himself well to Miami.
- Did not visit campus before attending UM.
- Improved strength in short amount of time.
- Approach vertical: 35.5 | Bench max: 245 | 185 test: 11
- Very professional about his game, wants to improve, spends a lot of time working at it.
- One of eight players on the team recruited by Larrañaga staff
- Suite/roommates with James Kelly, Davon Reed and Dre Burnett.
- Born Emmanuel Lecomte [la-conn-t] Aug. 16, 1995. Goes by Manu [man-ew].
- Son of Philippe and Marie. Brother to Christina.
- First language is French. Mother is Cameroonian and father is Belgian.
- Played for second division Mons-Hainant Belfius in Belgium where he averaged 12.4 points, 2.8 rebounds, and 3.2 assists per game
- Majoring in economics
- Competed in Belgium's U16, U18 and U20 championships, most recently playing in the U18 European Championship, where he led his country in scoring with 12.0 ppg and 2.9 assists in eight outings.
- Also recruited by Gonzaga, Creighton and UAB.

Lecomte Season Highs

Points
Season: 19, at Maryland, 1/29/14
ACC: 19, at Maryland, 1/29/14

Rebounds
Season: 4 (4x) last at Georgia Tech, 1/18/14
ACC: 4 (2x) last at Georgia Tech, 1/18/14

Assists
Season: 7, at North Carolina, 1/8/14
ACC: 7, at North Carolina, 1/8/14

Steals
Season: 2 (3x) last at Savannah State, 12/19/13
ACC: 1 (3x) last at Georgia Tech, 1/18/14

Blocked Shots
Season: 1, vs. Ga. Southern, 11/11/13
ACC: --

Field Goals
Season: 8, at Maryland, 1/29/14
ACC: 8, at Maryland, 1/29/14

Field Goal Attempts
Season: 12, at Georgia Tech, 1/18/14
ACC: 12, at Georgia Tech, 1/18/14

Free Throws
Season: 6 (3x) last at Georgia Tech, 1/18/14
ACC: 6 (2x) last at Georgia Tech, 1/18/14

Free Throw Attempts
Season: 8, at North Carolina, 1/8/14
ACC: 8, at North Carolina, 1/8/14

3-Point Field Goals
Season: 3, at Maryland, 1/29/14
ACC: 3, at Maryland, 1/29/14

3-Point Field Goal Attempts
Season: 4 (4x) last at Maryland, 1/29/14
ACC: 4, (2x) last at Maryland, 1/29/14

Foul Disqualifications
Season: --
ACC: --


Minutes
Season: 38, at North Carolina, 1/8/14
ACC: 38, at North Carolina, 1/8/14

LECOMTE CAREER STATISTICS

Season	GP	GS	Min.	Avg.	3-Point			Free Throws			Rebounds				Scoring										
					FG	FGA	Pct.	FT	FTA	Pct.	Off.	Def.	Tot.	Avg.	PF	FO	Ast.	TO	Blk	Stl	Pts.	Avg.			
2013-14	20	11	564	28.2	52	124	.419	15	37	.405	35	45	.778	8	30	38	1.9	35	0	51	37	1	13	154	7.7

LECOMTE 2013-14

Opponent	Date	GS	Min	TOTAL			3-PTS			FREE THROWS			REBOUNDS				PF	FO	A	TO	Blk	Stl	Pts	Avg
				FG	FGA	Pct	3FG	FGA	Pct	FT	FTA	Pct	Off	Def	Tot	Avg								
SFB	11-08-13	*	34	3	10	.300	0	2	.000	3	4	.750	0	1	1	1.0	2	0	1	2	0	2	9	9.0
GA. SOUTHERN	11-11-13	*	36	4	8	.500	2	4	.500	2	2	1.000	1	3	4	2.5	1	0	1	0	1	1	12	10.5
TEXAS SOUTHERN	11-14-13	*	33	4	8	.500	2	4	.500	2	2	1.000	2	1	3	2.7	1	0	4	0	0	2	12	11.0
at Charleston	11-18-13	*	33	4	8	.500	0	0	.000	6	6	1.000	0	4	4	3.0	4	0	5	3	0	0	14	11.8
UCF	11-21-13	*	33	0	6	.000	0	2	.000	0	0	.000	0	0	0	2.4	2	0	2	3	0	0	0	9.4
vs George Washington	11-28-13	*	25	2	6	.333	1	2	.500	0	0	.000	2	0	2	2.3	2	0	0	2	0	0	5	8.7
at Cal State Fullerton	11-29-13		15	2	4	.500	0	2	.000	0	0	.000	0	3	3	2.4	1	0	1	0	0	1	4	8.0
vs Arizona State	12-01-13		10	1	3	.333	0	0	.000	0	0	.000	0	1	1	2.3	0	0	1	0	0	0	2	7.3
at Nebraska	12-04-13		23	2	4	.500	0	0	.000	1	3	.333	0	2	2	2.2	4	0	4	4	0	0	5	7.0
VIRGINIA TECH	12-08-13		27	3	8	.375	0	1	.000	1	2	.500	0	4	4	2.4	2	0	2	3	0	1	7	7.0
at Savannah State	12-19-13		32	2	3	.667	2	2	1.000	4	4	1.000	0	2	2	2.4	1	0	4	2	0	2	10	7.3
LA SALLE	12-22-13		28	2	6	.333	0	1	.000	1	2	.500	1	3	4	2.5	3	0	2	0	0	1	5	7.1
LOYOLA	12-30-13		20	2	3	.667	1	1	1.000	1	2	.500	0	0	0	2.3	2	0	3	0	0	1	6	7.0
at Syracuse	01-04-14		25	3	6	.500	2	4	.500	0	0	.000	0	0	0	2.1	1	0	0	2	0	1	8	7.1
at UNC	01-08-14		38	2	7	.286	1	1	1.000	6	8	.750	0	3	3	2.2	2	0	7	2	0	0	11	7.3
FLORIDA STATE	01-15-14	*	37	1	7	.143	0	2	.000	0	0	.000	0	1	1	2.1	2	0	6	0	0	0	2	7.0
at Georgia Tech	01-18-14	*	37	5	12	.417	0	3	.000	6	6	1.000	2	2	4	2.2	1	0	3	3	0	1	16	7.5
DUKE	01-22-14	*	23	1	2	.500	0	0	.000	2	2	1.000	0	0	0	2.1	2	0	2	6	0	0	4	7.3
SYRACUSE	01-25-14	*	20	1	2	.500	1	2	.500	0	0	.000	0	0	0	2.0	1	0	1	0	0	0	3	7.1
at Maryland	01-29-14	*	35	8	11	.727	3	4	.750	0	2	.000	0	0	0	1.9	1	0	2	5	0	0	19	7.7



DAVON REED

Freshman | Guard | 6-6 | 208

#5

Ewing, N.J. | Princeton Day School (N.J.)

- Focused. Structured. Determined. Competitive. True student of the game. Will do whatever it takes to win.
- Roommate James Kelly says Reed is the most organized and focused person he's ever met.
- A 3 guard who is playing out of position at the point for Miami.
- Improved bench 175 to 250 pounds in four months.
- Approach vertical: 40.5 | Bench max: 250 | 185 test: 11
- One of eight players on the team recruited by Larrañaga staff.
- Suite/roommates with Manu Lecomte, Davon Reed and Dre Burnett.
- Four-star swingman listed as a Top 100 player (No. 97) by Rivals.com and No. 78 in the Class of 2013 by ESPN
- Third-best talent in New Jersey and 18th best nationally at the shooting guard position, according to ESPN.com.
- Kevin Durant Skills Academy. McDonald's All-American candidate.
- 2,000 point scorer. Averaged 24 points and 10 rebounds as a senior.
- Youth Role Model Award from Join-Effort Princeton for both dedication to his community and excellence in his personal life.
- Born Davon Malcolm Reed June 11, 1995. Son of David Reed and Rose Reed. Brother to Miles.
- Majoring in sports administration
- Played AAU ball with Team Final.
- Chose Miami over offers from Wake Forest, Cincinnati, Xavier and Memphis.

Reed Season Highs

Points
 Season: 19 vs. Arizona State, 12/1/13
 ACC: 16, vs. Syracuse, 1/25/14

Rebounds
 Season: 5 (2x) last vs. Virginia Tech, 12/8/13
 ACC: 5, vs. Virginia Tech, 12/8/13

Assists
 Season: 7, vs. Loyola, 12/30/13
 ACC: 1 (2x) last at Maryland, 1/29/14

Steals
 Season: 2 (4x) last vs. Loyola, 12/30/13
 ACC: 1, at Maryland, 1/29/14

Blocked Shots
 Season: 1 (2x) last vs. UCF, 11/21/13
 ACC: 1, vs. Syracuse, 1/25/14

Field Goals
 Season: 7, vs. UCF, 11/21/13
 ACC: 5, vs. Syracuse, 1/25/14

Field Goal Attempts
 Season: 12, at Cal State Fullerton, 11/29/13
 ACC: 10, vs. Virginia Tech, 12/8/13

Free Throws
 Season: 5, vs. Loyola, 12/30/13
 ACC: 3, vs. Syracuse, 1/25/14

Free Throw Attempts
 Season: 6, vs. Arizona State, 12/1/13
 ACC: 3, vs. Syracuse, 1/25/14

3-Point Field Goals
 Season: 5, vs. Arizona State, 12/1/13
 ACC: 3, vs. Syracuse, 1/25/14

3-Point Field Goal Attempts
 Season: 8, vs. Arizona State, 12/1/13
 ACC: 4 (2x) last vs. Syracuse, 1/25/14

Foul Disqualifications
 Season: --
 ACC: --

Minutes
 Season: 36 (2x) last vs. Arizona State, 12/1/13
 ACC: 32, vs. Virginia Tech, 12/8/13

REED CAREER STATISTICS

Season	GP	GS	Min.	Avg.	3-Point			Free Throws			Rebounds				Scoring										
					FG	FGA	Pct.	FT	FTA	Pct.	Off.	Def.	Tot.	Avg.	PF	FO	Ast.	TO	Blk	Stl	Pts.	Avg.			
2013-14	20	9	475	23.8	48	133	.361	26	71	.366	24	37	.649	8	28	36	1.8	30	0	31	32	3	12	146	7.3

REED 2013-14		TOTAL			3-PTS			FREE THROWS			REBOUNDS													
Opponent	Date	GS	Min	FG	FGA	Pct	3FG	FGA	Pct	FT	FTA	Pct	Off	Def	Tot	Avg	PF	FO	A	TO	Blk	Stl	Pts	Avg
SFB	11-08-13	18	1	5	.200	0	1	.000	1	2	.500	0	1	1	1.0	1	0	0	0	0	0	1	3	3.0
GA. SOUTHERN	11-11-13	21	1	5	.200	1	4	.250	4	4	1.000	0	1	1	1.0	4	0	2	1	0	0	7	5.0	
TEXAS SOUTHERN	11-14-13	27	4	8	.500	3	4	.750	0	1	.000	2	1	3	1.7	0	0	3	1	0	0	11	7.0	
at Charleston	11-18-13	26	1	6	.167	1	2	.500	0	0	.000	1	1	2	1.8	3	0	3	2	1	0	3	6.0	
UCF	11-21-13	26	7	10	.700	3	5	.600	0	0	.000	1	4	5	2.4	2	0	1	2	1	2	17	8.2	
vs George Washington	11-28-13	35	2	7	.286	2	5	.400	0	0	.000	0	2	2	2.3	2	0	2	3	0	2	6	7.8	
at Cal State Fullerton	11-29-13	* 36	4	12	.333	1	6	.167	0	2	.000	0	3	3	2.4	1	0	2	1	0	0	9	8.0	
vs Arizona State	12-01-13	* 36	5	10	.500	5	8	.625	4	6	.667	0	1	1	2.3	3	0	2	2	0	0	19	9.4	
at Nebraska	12-04-13	* 31	2	11	.182	1	6	.167	0	0	.000	1	1	2	2.2	2	0	2	2	0	2	5	8.9	
VIRGINIA TECH	12-08-13	* 32	4	10	.400	1	3	.333	1	2	.500	2	3	5	2.5	0	0	0	3	0	0	10	9.0	
at Savannah State	12-19-13	* 22	3	5	.600	1	2	.500	1	5	.200	0	1	1	2.4	2	0	1	3	0	1	8	8.9	
LA SALLE	12-22-13	* 25	3	8	.375	1	5	.200	1	1	1.000	0	0	0	2.2	2	0	4	1	0	0	8	8.8	
LOYOLA	12-30-13	* 31	1	6	.167	1	5	.200	5	5	1.000	0	2	2	2.2	0	0	7	3	0	2	8	8.8	
at Syracuse	01-04-14	* 20	1	3	.333	1	3	.333	2	2	1.000	0	0	0	2.0	1	0	1	1	0	0	5	8.5	
at UNC	01-08-14	* 10	0	3	.000	0	1	.000	0	0	.000	0	2	2	2.0	0	0	0	2	0	0	0	7.9	
FLORIDA STATE	01-15-14	14	0	4	.000	0	4	.000	0	0	.000	0	1	1	1.9	0	0	0	1	0	0	0	7.4	
at Georgia Tech	01-18-14	7	1	2	.500	0	0	.000	1	2	.500	0	0	0	1.8	1	0	0	1	0	0	3	7.2	
DUKE	01-22-14	15	1	4	.250	0	0	.000	0	1	.000	1	1	2	1.8	1	0	0	0	0	1	2	6.9	
SYRACUSE	01-25-14	25	5	8	.625	3	4	.750	3	3	1.000	0	2	2	1.8	3	0	0	2	1	0	16	7.4	
at Maryland	01-29-14	18	2	6	.333	1	3	.333	1	1	1.000	0	1	1	1.8	2	0	1	1	0	1	6	7.3	



DEANDRE BURNETT

Freshman | Guard | 6-2 | 191

#1

Miami, Fla. | Carol City HS

As a Freshman (2013-14): Injured left wrist in early November and is expected to redshirt freshman season.

High School: A 2012 *Parade All-American*, one of only two players from the state of Florida and one of five Atlantic Coast Conference recruits to earn the honor ... Third in the nation in scoring as a high school senior ... As a senior, averaged 37 ppg, 5 apg, and 6 rpg ... Notched 45 points three times in his final prep season ... Recorded 25 points and 11 assists in first game Coach L saw him play ... Class AA Player of the Year ... All-state ... First team Miami-Dade County ... As a junior, averaged 28 ppg ... Played for Barry Robinson at Carol City High School ... Earned varsity letters all four years ... On academic on honor roll ... Played final year at Massanutten Military Academy in Virginia.

Personal: Name is Deandre, but goes by Dre ... Born January 21, 1994 ... Son of Varondria Burnett and James Cook ... Brother to Dalvin, James, Daneisha, Jamiya, and Jameisha ... Grew up a Canes fan ... Also recruited by South Carolina, Ole Miss, Marshall, Virginia, and La Salle ... Majoring in sports administration ... Played AAU for Team U ... Larranaga's third signee from the state of Florida, joining former Hurricane Shane Larkin (Dr. Phillips) and current sophomore Tonye Jekiri (Champagnat).



CORN ELDER

Freshman | Guard | 5-10 | 173

#2

Nashville, Tenn. | Ensworth HS

High School: Averaged 20.2 points, 4.7 assists, and 4.2 steals in his senior season ... Scored 1,521 career points ... Led Tigers to a 97-20 record in his prep years ... Career-high 41 points in the DII-AA finals game ... Named both the 2013 boys basketball and football player of the year by The Tennessean ... State tournament MVP three-straight years ... Led Ensworth to two straight Division II-AA basketball championships.

Football: Recorded two tackles in collegiate debut vs. FAU ... Rated nation's No. 8 athlete by *247Sports.com* and No. 7 running back by *Rivals.com* ... Also listed as nation's No. 17 and No. 33 running back by *ESPN* and *Scout.com*, respectively ... 4-star athlete ranked as No. 2 running back in Tennessee by both *ESPN* and *Rivals.com* ... Known for his speed and elusiveness ... Rushed for 2,618 yards and 39 touchdowns as senior in 2012 and led Ensworth to third straight Division II-AA state title ... Finished prep football career with 6,351 rushing yards, 84 touchdowns and three consecutive state titles ... No. 2 prospect on The Tennessean Dandy Dozen ... Named Mr. Football Back of the Year in 2011 and 2012 ... Clocked with 4.42 40 time.

Personal: Full name is Cornelius Elder, but goes by Corn.



MIKE FERNANDEZ

Freshman | Guard | 6-1 | 189

#11

Coral Gables, Fla. | Belen Jesuit

High School: All-Dade county team honorable mention two years .. Dade vs. Palm Beach County all-star game ... Averaged 8.0 ppg senior year ... Hit 40 percent of field goals senior year ... Three-year varsity letterman ... Two-year starter at guard ... Coached by Jose Roca ... Honor roll ... Played water polo, winning second place at state ... Also on track team.

Fernandez Season Highs

Minutes
Season: 2, vs. Loyola, 12/30/13

Personal: Born Michael Brandon Fernandez April 5, 1995 ... Son of Ilena and Joaquin Novoa and Mike and Constance Fernandez ... Brother to George, Alexander, Cristofer and Michelle Fernandez, and Joaquin Novoa ... Majoring in finance ... First language is Spanish ... Played AAU for Gold Coast: Team Miami ... Recruited by Cornell University.

FERNANDEZ CAREER STATISTICS

Season	GP	GS	Min.	Avg.	3-Point			Free Throws			Rebounds			Scoring																	
					FGA	Pct.	FT	FTA	Pct.	Off.	Def.	Tot.	Avg.	Pf	Fo	Ast.	To	Blk	Stl	Pts.	Avg.										
2013-14	2	0	3	1.5	0	0	.000	0	0	.000	0	0	0	0	0	0	0	0	0	0	0	0	0	0	0	0	0	0	0	0	0



JUSTIN HELLER

Senior | Guard | 6-2 | 177

#12

Boca Raton, Fla. | West Boca Raton Community

Heller Season / Career Highs

Points
Season: --
Career: 2, vs. Charlotte, 12/14/12
Rebounds
Season: 1, vs. Loyola, 12/30/13
Career: 3, vs. Charlotte, 12/14/12
Assists
Season: --
Career: 1 (2x) last vs. Florida State, 1/27/13
Steals
Season: --
Career: --
Blocked Shots
Season: --
Career: --
Field Goals
Season: --
Career: 1, vs. Charlotte, 12/14/12
Field Goal Attempts
Season: --
Career: 1 (5x), last vs. Florida State, 1/27/13
Free Throws
Season: --
Career: --
Free Throw Attempts
Season: --
Career: 2, vs. Charlotte, 12/14/12
3-Point Field Goals
Season: --
Career: --
3-Point Field Goal Attempts
Season: --
Career: 1 (2x) last vs. Florida State, 1/27/13
Foul Disqualifications
Season: --
Career: --
Minutes
Season: 2, vs. Loyola, 12/30/13
Career: 3, vs. Charlotte, 12/14/12

ACC Academic Honor Roll

As a Senior (2013-14): Put on scholarship for his final semester as a Cane.

As a Junior (2012-13): ACC Academic Honor Roll ... Walk on who played in nine games ... In three minutes against Charlotte grabbed three rebounds and scored two points ... Pulled down a board and notched an assist vs. Florida State.

As a Sophomore (2011-12): Played in seven games, including four ACC matchups ... Attempted two shots, including one three pointer ... Grabbed a pair of defensive rebounds ... Season highs include one field goal attempt against Boston College and Wake Forest, one three-point attempt vs. Boston College, two rebounds against Appalachian State and two minutes vs. App State ... Book Buster (3.0 GPA)... Athletics Director Honor Roll (3.2 GPA).

As a Freshman (2010-11): Walked onto the team... Practiced, but did not see any game time.

High School: After transferring to West Boca, played one year of varsity basketball for the Bulls... Among top 30 three-point scorers in Palm Beach County in 2009-10... The Bulls were the only team to beat powerhouse Dwyer, the top-ranked high school in the county, with an 82-73 victory.

Personal: Born Justin Ryan Heller on Dec. 26, 1991 ... Son of Neal Heller and Liz Heller ... Brother to Anthony Anderson ...Majoring in business, with aspirations of becoming a CEO... Recruited by American and North Florida ... Nickname is J-Hell.

2011-12				2012-13			
Opposition	P	R	A	Opposition	P	R	A
at Charlotte	0	0	0	Jacksonville	0	0	0
Appalachian St.	0	2	0	Charlotte	2	3	0
at Boston College	0	0	0	at UCF	0	0	1
Virginia Tech	0	0	0	at Hawai'i	0	0	0
Wake Forest	0	0	0	Duke	0	0	0
Boston College	0	0	0	Florida State	0	1	1
Minnesota	0	0	0	Boston College	0	0	0
				North Carolina	0	0	0
				vs. Pacific	0	0	0

HELLER CAREER STATISTICS

Season	GP	GS	Min.	Avg.	FG	FGA	Pct.	3-Point			Free Throws			Rebounds			PF	FO	Ast.	TO	Blk	Stl	Scoring		
								FG	FGA	Pct.	FT	FTA	Pct.	Off.	Def.	Tot.							Avg.	Pts.	Avg.
2011-12	7	0	4	0.6	0	2	.000	0	1	.000	0	0	.000	0	2	2	0.3	0	0	0	1	0	0	0	0.0
2012-13	9	0	11	1.2	1	3	.333	0	1	.000	0	2	.000	0	4	4	0.4	1	0	2	2	0	0	2	0.2
2013-14	2	0	3	1.5	0	0	.000	0	0	.000	0	0	.000	0	1	1	0.5	0	0	0	1	0	0	0	0.0
TOTAL	18	0	18	1.0	1	5	.200	0	2	.000	0	2	.000	0	7	7	0.4	1	0	2	4	0	0	2	0.1



STEVE SORENSON

Sophomore | Guard | 6-0 | 161

#3

Dallas, Texas | St. Mark's School of Texas

Sorenson Season / Career Highs

Points
Season: --
Career: 1, vs. Duke 1/23/13
Rebounds
Season: --
Career: --
Assists
Season: --
Career: --
Steals
Season: --
Career: --
Field Goals
Season: --
Career: --
Field Goal Attempts
Season: --
Career: --
Free Throws
Season: --
Career: 1, vs. Duke 1/23/13
Free Throw Attempts
Season: --
Career: 1 (2x) last vs. Duke 1/23/13
3-Point Field Goals
Season: --
Career: --
3-Point Field Goal Attempts
Season: --
Career: --
Minutes
Season: 1 (2x) last vs. Loyola, 12/30/13
Career: 3, vs. Charlotte, 12/14/12

ACC Academic Honor Roll

As a Freshman (2012-13): ACC Academic Honor Roll ... Walk on who joined the team prior to the season ... Played in eight games ... Hit a free throw vs. Duke to score first collegiate point on Jan. 23, 2013.

High School: Named all state by the Texas Association of Basketball Coaches as a senior ... TABC academic all-state ... Two-time All-Southwest Preparatory Conference... Trinity Valley Christian all-tournament team twice ... Team captain both junior and senior seasons ... Averaged 18 points, six assists, three rebounds, two steals in senior campaign ... Shot 50 percent from both the field and distance in final season ... Team leadership award ... Invited to TABC all-star game and 2012 Showboat Classic ... Team MVP ... Notched 12 points, five assists, four rebounds and two steals per game sophomore season ... Shot 50 percent from the field and 49 percent from three ... Most improved player sophomore season ... Three-year letterwinner ... Honor roll all four years.

Personal: Full name is Steven Lewis Sorenson, goes by Steve ... Born Dec. 30, 1993 in St. Louis, Mo. ... Son of Skip and Yvonne ... Brother to Erik, who was a walk-on with the Virginia Tech basketball team from 2010-12 ... Played AAU ball for Dallas Heroes ... Majoring in business.

2012-13			
Opposition	P	R	A
Jacksonville	0	0	0
Charlotte	0	0	0
at Hawai'i	0	0	0
Duke	1	0	0
Florida State	0	0	0
Boston College	0	0	0
North Carolina	0	0	0
vs. Pacific	0	0	0

SORENSON CAREER STATISTICS

Season	GP	GS	Min.	Avg.	FG	FGA	Pct.	3-Point			Free Throws			Rebounds			PF	FO	Ast.	TO	Blk	Stl	Scoring		
								FG	FGA	Pct.	FT	FTA	Pct.	Off.	Def.	Tot.							Avg.	Pts.	Avg.
2012-13	8	0	10	1.3	0	0	.000	0	0	.000	1	3	.333	0	0	0	0.0	0	0	0	3	0	0	1	0.1
2013-14	2	0	2	1.0	0	0	.000	0	0	.000	0	0	.000	0	0	0	0.0	0	0	0	0	0	0	0	0.0
TOTAL	10	0	12	1.2	0	0	.000	0	0	.000	1	3	.333	0	0	0	0.0	0	0	0	3	0	0	1	0.1

The Automated ScoreBook
UM Combined Team Statistics (as of Jan 29, 2014)
All games

RECORD:	OVERALL	HOME	AWAY	NEUTRAL
ALL GAMES	10-10	4-6	5-3	1-1
CONFERENCE	2-6	0-4	2-2	0-0
NON-CONFERENCE	8-4	4-2	3-1	1-1

##	Player	gp-gs	min	avg	Total		3-Point		F-Throw		Rebounds				pf	dq	a	to	blk	stl	pts	avg
					fg-fga	fg%	3fg-fga	3fg%	ft-fta	ft%	off	def	tot	avg								
15	Rion Brown	20-20	682	34.1	96-223	.430	34-100	.340	53-67	.791	31	93	124	6.2	38	0	47	26	2	19	279	14.0
25	Garrius Adams	20-20	680	34.0	63-181	.348	19-78	.244	49-76	.645	12	74	86	4.3	38	1	57	37	4	28	194	9.7
22	Donnavan Kirk	20-20	597	29.9	79-159	.497	10-30	.333	24-42	.571	56	69	125	6.3	47	1	4	30	40	9	192	9.6
35	James Kelly	19-11	423	22.3	59-114	.518	11-27	.407	18-27	.667	22	62	84	4.4	37	0	12	16	11	10	147	7.7
20	Manu Lecomte	20-11	564	28.2	52-124	.419	15-37	.405	35-45	.778	8	30	38	1.9	35	0	51	37	1	13	154	7.7
05	Davon Reed	20-9	475	23.8	48-133	.361	26-71	.366	24-37	.649	8	28	36	1.8	30	0	31	32	3	12	146	7.3
23	Tonye Jekiri	20-9	401	20.1	33-81	.407	0-0	.000	7-15	.467	33	64	97	4.9	53	4	14	21	16	10	73	3.7
21	Erik Swoope	18-0	186	10.3	13-37	.351	1-6	.167	14-21	.667	8	21	29	1.6	18	0	4	5	2	4	41	2.3
04	Raphael Akpejori	13-0	84	6.5	1-4	.250	0-0	.000	2-2	1.000	3	10	13	1.0	18	0	0	3	3	1	4	0.3
11	Mike Fernandez	2-0	3	1.5	0-0	.000	0-0	.000	0-0	.000	0	0	0	0.0	0	0	0	3	0	0	0	0.0
12	Justin Heller	2-0	3	1.5	0-0	.000	0-0	.000	0-0	.000	0	1	1	0.5	0	0	0	1	0	0	0	0.0
03	Steve Sorenson	2-0	2	1.0	0-0	.000	0-0	.000	0-0	.000	0	0	0	0.0	0	0	0	0	0	0	0	0.0
Team											27	31	58				4					
Total.....		20	4100		444-1056	.420	116-349	.332	226-332	.681	208	483	691	34.5	314	6	220	215	82	106	1230	61.5
Opponents.....		20	4100		430-1066	.403	136-394	.345	204-314	.650	216	457	673	33.7	318	-	223	211	55	109	1200	60.0

TEAM STATISTICS	UM	OPP	Date	Opponent	Score	Att.	
SCORING	1230	1200	11-11-13	GEORGIA SOUTHERN	Wot	81-80	4654
Points per game	61.5	60.0	11-14-13	TEXAS SOUTHERN	W	84-69	4728
Scoring margin	+1.5	-	\$ 11-18-13	at College of Charleston	W	70-54	4018
FIELD GOALS-ATT	444-1056	430-1066	11-21-13	UCF	L	58-63	4895
Field goal pct	.420	.403	& 11-28-13	vs George Washington	Lot	63-71	1966
3 POINT FG-ATT	116-349	136-394	& 11-29-13	at Cal State Fullerton	W	48-46	1857
3-point FG pct	.332	.345	& 12-01-13	vs Arizona State	W	60-57	0
3-pt FG made per game	5.8	6.8	11-08-13	ST. FRANCIS BROOKLYN	Lot	62-66	6060
FREE THROWS-ATT	226-332	204-314	12/04/13	at Nebraska	L	49-60	15088
Free throw pct	.681	.650	* 12-08-13	VIRGINIA TECH	Lot	60-61	6270
F-Throws made per game	11.3	10.2	12/19/13	at Savannah State University	W	68-51	3370
REBOUNDS	691	673	12-22-13	LA SALLE	W	71-58	4837
Rebounds per game	34.5	33.7	12-30-13	LOYOLA	W	71-48	5166
Rebounding margin	+0.9	-	* 1/4/2014	at Syracuse	L	44-49	21839
ASSISTS	220	223	* 01/08/14	at North Carolina	W	63-57	17569
Assists per game	11.0	11.2	* 01-15-13	FLORIDA STATE	L	53-63	7413
TURNOVERS	215	211	* 1/18/14	at Georgia Tech	W	56-42	8072
Turnovers per game	10.8	10.6	* 01-22-14	DUKE	L	46-67	7972
Turnover margin	-0.2	-	* 01-25-14	SYRACUSE	L	52-64	7122
Assist/turnover ratio	1.0	1.1	* 01/29/14	at Maryland	L	71-74	12061
STEALS	106	109					
Steals per game	5.3	5.5					
BLOCKS	82	55					
Blocks per game	4.1	2.8					
ATTENDANCE	59117	85840					
Home games-Avg/Game	10-5912	8-10484					
Neutral site-Avg/Game	-	2-983					

* - Conference game

Score by Periods	1st	2nd	OT	Totals
UM	578	624	28	1230
Opponents	510	650	40	1200