

IT'S ALL ABOUT THE U

ACADEMICS • LIFE • ATHLETICS



NATIONAL CHAMPIONS 1983, 1987, 1989, 1991, 2001

Assoc. AD for Communications: Chris Freet (c.freet@miami.edu); Rob Dunning (rdunning@miami.edu); Bryan Harvey (bharvey@miami.edu)
Sports Media Relations, University of Miami, 5821 San Amaro Drive, Coral Gables, FL 33146
(305) 284-3244, (305) 284-2807 FAX, www.hurricanesports.com

MIAMI (3-2, 1-1 ACC COASTAL)

Date	Opponent	(TV)	Time/Result
Sept. 2	FLORIDA A&M	ESPN3.com	W, 45-0
Sept. 11	at (2/2) Ohio State	ESPN	L, 24-36
Sept. 23	at Pittsburgh	ESPN	W, 31-3
Oct. 2	at Clemson*	ESPN2	W, 30-21
Oct. 9	(23/24) FLORIDA STATE*	ABC	L, 17-45
Oct. 16	at Duke*	ESPN3.com	1 p.m.
Oct. 23	NORTH CAROLINA*	ESPN2	7:30 p.m.
Oct. 30	at Virginia*	TBA	TBA
Nov. 6	MARYLAND*	TBA	TBA
Nov. 13	at Georgia Tech*	TBA	TBA
Nov. 20	VIRGINIA TECH*	TBA	TBA
Nov. 27	USF	TBA	TBA

*ACC game; all times Eastern; Coaches poll rankings second ()

DUKE (1-4, 0-2 ACC COASTAL)

Date	Opponent	Time/Result
Sept. 4	ELON	W, 41-27
Sept. 11	at Wake Forest*	L, 48-54
Sept. 18	ALABAMA	L, 13-62
Sept. 25	ARMY	L, 21-35
Oct. 2	at Maryland*	L, 16-21
Oct. 16	MIAMI*	1 p.m.
Oct. 23	at Virginia Tech*	12 p.m.
Oct. 30	at Navy	3:30 p.m.
Nov. 6	VIRGINIA*	TBA
Nov. 13	BOSTON COLLEGE*	TBA
Nov. 20	at Georgia Tech*	TBA
Nov. 27	NORTH CAROLINA*	TBA

*ACC game; all times Eastern; Coaches poll rankings second ()

2010 STATISTICAL COMPARISON

Offense	Miami	Duke
Scoring	147	139
Points per game	29.4	27.8
First Downs	108	108
Rush-pass-pen	41-60-7	32-70-6
Total offense	1905	2102
Average per play	5.3	5.7
Average per game	381.0	420.4
Rushing yards	735	626
Yards per rush	4.1	4.0
Yards per game	147.0	125.2
Passing yards	1170	1476
Pass comp.-att.-int.	95-179-10	123-211-9
Yards per attempt	6.5	7.0
Yards per completion	12.3	12.0
Yards per game	234.0	295.2
Completion pct.	53.1	58.3
Defense		
Total points allowed	105	199
Points per game	21.0	39.8
First downs allowed	74	106
Rush-pass-pen	37-32-5	53-45-8
Total offense allowed	1538	2159
Yards per game	307.6	431.8
Rushing yards allowed	821	1041
Yards per carry	4.0	4.9
Yards per game	164.2	208.2
Pass yards allowed	717	1118
Pass comp.-att.-int.	56-117-7	65-124-5
Yards per attempt	6.1	9.0
Yards per completion	12.8	17.2
Yards per game	143.4	223.6



MIAMI HURRICANES

Ranking
ARV (AP), ARV (Coaches)

Last Game
FSU 45, Miami 17

Head Coach
Randy Shannon

Shannon's Career Record:
24-19 (4th season at UM)

vs. Duke
3-0

2010 STATISTICAL LEADERS
Rushing-Att.-Yds-TDs
D. Berry - 87-428-2

Passing- C-A-I-Yds-TDs
J. Harris - 87-166-9-1,120 -10

Receiving-C-Yds-TDs
L. Hankerson - 28-460-6

Tackles-UA-A-Tot
S. Spence - 24-19-43

DUKE BLUE DEVILS

Ranking
NR/NR

Last Game
Maryland 21, Duke 16

Head Coach
David Cutcliffe

Cutcliffe's Career Record:
54-48 overall (10-19 in third season at Duke)

vs. Miami
0-2

2010 STATISTICAL LEADERS
Rushing-Att.-Yds-TDs
D. Scott - 51-291-2

Passing- C-A-I-Yds-TDs
S. Renfree - 121-206-9-1,464-10

Receiving-C-Yds-TDs
C. Vernon - 34-548-3

Tackles-UA-A-Tot
A. Kromah - 20-26-46

UNIVERSITY OF MIAMI ▶ On June 10, 2009, the split-U proudly worn by Hurricanes student-athletes was chosen to represent the entire university as its new, bold graphic identity mark. One of the most recognized collegiate athletic brands in the nation, the orange and green "U" is now used to promote the university's world-renowned academic and health programs and will be incorporated into a full range of uses.

GAME 6 INFORMATION

Date: Saturday, Oct. 16, 2010
Location: Wallace Wade Stadium (Grass), (74,916) in Durham, N.C.
Kickoff: 1 p.m. (ET)

ESPN3.com
Ryan Rose (play-by-play)
John Gregory (color)
Angela Mallen (sideline)

LOCAL RADIO
560 WQAM
Joe Zagacki (play-by-play)
Don Bailey Jr. (color)
Josh Darrow (sideline)
Fans can also listen online at www.wqam.com

1450 ESPN Deportes En Español
Joe Pujala (play-by-play)
Joe Martinez (color)

WEBSITES
Miami: www.hurricanesports.com
Miami Blog: www.theufotball.com
Duke: www.goduke.com

SOCIAL MEDIA
Twitter: Twitter.com/HurricaneSports
Facebook: Facebook.com/MiamiHurricanes

MIAMI RETURNS TO THE ROAD TO TAKE ON DUKE IN DURHAM

▶ The University of Miami football team will play on the road for the fourth time in its last five games as the Hurricanes will travel to Durham, N.C. to play Duke on Saturday, Oct. 16 at 1 p.m. at Wallace Wade Stadium. The 'Canes (3-2, 1-1 ACC) will look to rebound after a home loss to Florida State last weekend, while Duke (1-4, 0-2 ACC) enjoyed a bye week after falling at Maryland on Oct. 2.

▶ Senior running back Damien Berry reached the 100-yard mark on the ground for the second straight game, tallying 101 yards and a touchdown on the ground in 20 carries. Berry enters the Duke game ranked fourth in the ACC in rushing (85.6 ypg) while leading the 'Canes in all-purpose yards (506) and rushing yards (428).

▶ In addition to Berry's success on the ground this year, one of Miami's all-time leading rushers in Graig Cooper returned against FSU after missing three games with an injury. Cooper lined up in kick returns and saw some time at running back in the second half against the Seminoles. He finished the contest with one return for 21 yards and two carries for 22 yards.

▶ Senior wide receiver Leonard Hankerson had another productive day in the passing game for the 'Canes, hauling in game-highs for catches (5) and receiving yards (72) against the 'Noles. Through five games, Hankerson has 28 catches for 460 yards and a team-best six touchdowns.

▶ Defensively for Miami, sophomore safety Ray-Ray Armstrong tied a career-high with nine total tackles against FSU. Colin McCarthy recorded eight, Vaughn Telemaque and Ramon Buchanan each had seven, while Sean Spence finished with six. Spence continues to lead the team in solo tackles (24), total tackles (43) and tackles for loss (8.0). McCarthy ranks second in total tackles (36), Armstrong ranks third (31) and Buchanan ranks fourth (25).

▶ In the special teams, Lamar Miller ranks third nationally in kick return average (33.40), Matt Boshier ranks 10th in punt average (45.54) and Travis Benjamin ranks 24th in punt return average (11.11). Benjamin is also tied with LaRon Byrd for second on the team in receptions (15) this year.

▶ Miami's pass defense is among the best in the country, ranking fourth nationally in holding opponents to just 143.40 passing yards per game. The 'Canes also rank fifth nationally in pass defense efficiency (95.87).

COVERING THE HURRICANES

Interviews with players and coaches must be arranged at least 24 hours in advance. Practices are open to the media from the start through stretch. Head coach Randy Shannon will address the media following each practice.

ACC Teleconference Call - Wed. Sept. 29 - (Contact UM Media Relations for the phone number)

10:30 a.m.	Jim Grobe, Wake Forest
10:40 a.m.	Frank Beamer, Virginia Tech
10:50 a.m.	Mike London, Virginia
11:00 a.m.	Tom O'Brien, NC State
11:10 a.m.	Butch Davis, North Carolina
11:20 a.m.	Randy Shannon, Miami
11:30 a.m.	Ralph Friedgen, Maryland
11:40 a.m.	Paul Johnson, Georgia Tech
11:50 a.m.	Jimbo Fisher, Florida State
12:00 p.m.	David Cutcliffe, Duke
12:10 p.m.	Dabo Swinney, Clemson
12:20 p.m.	Frank Spaziani, Boston College

MIAMI FOOTBALL MEDIA RELATIONS

Chris Freet	Associate AD/Communications
Rob Dunning	Assistant Media Relations Director
Bryan Harvey	Assistant Media Relations Director
Phone	(305) 284-3244
Fax	(305) 284-2807

COACHES SHOW

UM's coaches show, "Hurricane Game Day with Randy Shannon" airs twice weekly on CSS, at 5:30 p.m. Thursdays and 10 a.m. Saturdays. The show is hosted by Joe Zagacki and Don Bailey Jr. and features Hurricanes players as coach Shannon's guests.

HURRICANE HOTLINE

Hurricane Hotline is a weekly two-hour show hosted by Joe Zagacki and Don Bailey, Jr. that airs from 7-9 p.m. Thursday nights during the season from Monty's (2550 South Bayshore Drive Coconut Grove, Florida 33133). Hurricane Hotline features interviews with UM head football coach Randy Shannon, players, coaches and other UM personnel as well as other featured guests. Fans are encouraged to listen on 560 WQAM or view the show in-person at Monty's in Coconut Grove.

The MIAMI-DUKE SERIES

- ▶ The 'Canes hold a 6-1 advantage all-time against the Blue Devils, including a mark of 4-0 mark since Miami joined the ACC.
- ▶ Last season, Miami cruised to a 34-16 win over Duke at home. The last time the two teams met at Wallace Wade, Miami won 49-31 in 2008.
- ▶ The 'Canes have out-scored Duke, 252-120, in the all-time series.

A 'CANES WIN OVER THE BLUE DEVILS WOULD...

- ▶ Give Miami its third straight road victory.
- ▶ Give Miami its seventh straight win over Duke and improve Randy Shannon's career record to 4-0 against the Blue Devils.
- ▶ Give Miami its earliest second road conference win since joining the ACC in 2004.

The COACHES

▶ Randy Shannon is in his fourth season as Miami's head coach and owns an overall record of 24-19. David Cutcliffe is in his third season as Duke's head coach and is 10-19 in his time in Durham.

Scouting THE BLUE DEVILS

- ▶ Duke comes in with an overall record of 1-4, picking up a win over Elon in the season opener before dropping four straight against Wake Forest, Alabama, Army and Maryland.
- ▶ The Blue Devils are one of the nation's most productive passing teams, ranking second in the ACC and 15th nationally in averaging 295.2 passing yards per game. Quarterback Sean Renfree is second in the ACC in passing average (292.8) and total offense (287.0), while tossing 10 touchdowns and nine interceptions thus far.
- ▶ Renfree's top target in the passing game is wide receiver Conner Vernon, who leads the team and the conference in catches (34) and receiving yards (548). Donovan Varner (31 catches, 386 yards) and Austin Kelly (25 catches, 269 yards) are Renfree's other top options through the air.
- ▶ Veteran Desmond Scott leads the Blue Devils in carries (51) and rushing yards (291) but Duke also relies on Josh Snead (35 carries, 190 yards) and Brandon Connette (21 carries, 129 yards) in the running game.
- ▶ Defensively, Abraham Kromah leads Duke in solo tackles (20), assisted tackles (26) and total tackles (46) and tackles for loss (4.0), while Matt Daniels ranks second in tackles (19-15-34). Chris Rwabukamba (18 tackles, 1 INT) is a leader in the Blue Devil secondary, while Patrick Egboh (21 tackles, 1.5 TFL) and Charlie Hatcher (16 tackles, 3.0 TFL) are standouts on the defensive line.
- ▶ Will Snyderwine has been one of the top kickers in the nation through the first half of the year, successfully converting 9-of-10 field goal attempts thus far. Snyderwine is 4-for-4 from the 20-29, 2-for-2 from the 30-39 and 3-for-4 from the 40-49. Snyderwine, who also handles kickoffs, is a perfect 16-for-16 in extra point attempts. Alex King handles punts for the Blue Devils and averages 43.5 yards per boot.

Streak CONTINUES

- ▶ The University of Miami's impressive streak of former players scoring touchdowns in the NFL continued this weekend as Willis McGahee scored against the Broncos on Sunday.
- ▶ At least one former 'Cane has now scored a touchdown every NFL week since Week 15 of the 2002 season - a span of 127 straight weeks.
- ▶ More notes on Hurricanes in the NFL can be found throughout the following pages. Updated season notes and Week 5 totals will be updated on Monday, Oct. 11

Miami LEADS THE NATION IN TACKLES FOR LOSSES

- ▶ Through the first six weeks of the college football season, Miami's defense leads the country in tackles for a loss per game with a 9.6 per game average. The 'Canes recorded 14 tackles for a loss in their opener against Florida A&M, 11 at No. 2 Ohio State, nine at Pitt, eight at Clemson and six against FSU.
- ▶ Sean Spence leads the 'Canes with eight tackles for a loss, while Olivier Vernon has six, Colin McCarthy has 4.5 and Andrew Smith and Marcus Forston each have four.


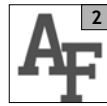




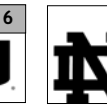




THIS WEEK IN MIAMI FOOTBALL (practice times subject to change)

OCTOBER 2010








Monday	Tuesday	Wednesday	Thursday	Friday	Saturday	Sunday
11	12	13	14	15	16	17
PLAYERS DAY OFF	6:50 a.m. - PRACTICE Availability at Press Conference 11:30 a.m.- 1:30 p.m. Weekly Press Conference	6:30 a.m. - PRACTICE Availability at Press Conference 10:30 a.m. - ACC Coaches Teleconference	2:45 p.m. - PRACTICE Coach Shannon available after	WALK THRU No Media Availability	Miami at Duke 1 p.m. (ESPN3.com)	GAME RECAP with Randy Shannon 3 p.m. Conference Call

UACADEMICS

'Canes IN THE FOOTBALL ACADEMIC PROGRESS REPORT SCORES

 1	 2	 3	 4	 5	 6	 6	 8	 9	 9	 9
RUTGERS 992	AIR FORCE 988	RICE 987	NORTHWESTERN 986	DUKE 983	MIAMI 978	NOTRE DAME 978	STANFORD 976	NIU 976	OHIO STATE 976	VANDERBILT 976

► Miami's APR score in 2010 ranked 6th nationally with a score of 978. The score was the highest among all Florida institutions and second highest in the Atlantic Coast Conference.

 1	 2	 3	 4	 5	 6	 7
MIAMI 978	UCF 972	FLORIDA 971	USF 930	FLORIDA STATE 927	FAU 919	FIU 906

'Canes ONLY ONE IN TOP 25

► The University of Miami was recognized in May as the only school in the FBS to post a multi-year APR score in the top-10 percent as well as finish 2009 ranked in both the Coaches and the AP polls.

'Canes IN THE CLASS ROOM

► Of the 16 seniors on this year's squad, five have already earned degrees, while the remaining 11 are all on course to graduate either in December of 2010 or May of 2011.

► The five players that have already earned degrees include: Matt Boshier (History), Richard Gordon (Liberal Arts), Ryan Hill (Liberal Arts), Pat Hill (Marketing and Management) and Cory Nelms (Liberal Arts).


► Overall University of Miami Athletics has an 86% Graduation Success Rate (GSR), the highest GSR ever and up from 82% in 2009. 83% in 2007 was our previous high.

► In May, Miami was recognized as being the only Bowl Championship Subdivision (BCS) team among 26 schools nationally that posted a multi-year APR score in the Top 10 percent in addition to finishing the 2009 season ranked in both the USA Today Coaches poll and Associated Press poll.

► 136 University of Miami student-athletes had a 3.0 GPA or higher following the Spring 2010 semester.



MATT BOSHER



RICHARD GORDON



RYAN HILL



PAT HILL



CORY NELMS

Shannon LEADS ALL FBS COACHES IN APR


► University of Miami head coach Randy Shannon leads all active Bowl Championship Series conference coaches with a 977 lifetime APR average, according to rankings released in May.

► Shannon's score is the third best nationally among all Football Bowl Subdivision schools, trailing only Troy Calhoun of Air Force and Ken Niumatalolo of Navy.

► The football team's 2008-09 score of 978, sixth best in the nation, will be factored into next year's coaches lifetime ratings, and will continue to boost Shannon's career mark.

► Miami was recognized in May as the only school in the FBS to post a multi-year APR score in the top-10 percent as well as finish the year ranked in both the Coaches and the AP polls.

BCS HEAD COACHES APR TOP 10



RANDY SHANNON
MIAMI



GREG SCHIANO
RUTGERS



PAT FITZGERALD
NORTHWESTERN



PAUL JOHNSON
NAVY/GT



JOE PATERNO
PENN STATE



MARK RICHT
GEORGIA



JEFF TEDFORD
CAL



URBAN MEYER
UTAH/FLORIDA



RANDY EDSALL
CONNECTICUT



BOBBY BOWDEN
FLORIDA ST.

Quick STRIKE 'CANES

► The Hurricanes have proven to be one of the nation's most efficient teams when it comes to quick-strike scoring on offense. Already this year, Miami has 11 scores of two minutes or less through four games.

► Miami posted 20 scoring drives under two minutes in 2009, which was among the best in the nation.

Plays-Yds	TOP	Result	Opponent
7-63	1:40	Hankerson 19-yd TD catch	FAMU
6-64	1:17	Hankerson 40-yd TD catch	FAMU
6-55	1:51	Mike James 1-yd TD run	FAMU
7-19	1:58	Bosher 51-yard FG	OSU
7-60	1:37	Ford 9-yard TD catch	OSU
4-51	1:02	Hankerson 19-yard TD catch	PITT
4-43	1:26	Benjamin 10-yard TD catch	PITT
3-70	1:00	Hankerson 65-yard TD catch	CLEM
1-18	0:06	James 18-yard TD catch	CLEM
2-29	0:14	Hankerson 7-yard TD catch	CLEM
6-69	1:54	Damien Berry 26-yard TD run	FSU

Bailey LISTED AS ELITE NFL PROSPECT

► Draft guru Mel Kiper Jr. released his latest Big Board on ESPN.com a few weeks ago and University of Miami senior defensive lineman Allen Bailey was listed as the No. 11 overall prospect for the 2011 NFL Draft.

► Bailey, who has 19 tackles, 4.0 tackles for a loss and one sack this year, is ranked sixth among all defensive players on the board.

► In addition to Kiper's belief that Bailey should be a first round selection, he also recognizes linebacker Colin McCarthy and kicker/punter Matt Bosher as top senior prospects at their respective positions.

'Canes IN THE NATIONAL RANKINGS

► Several Hurricanes are ranked among the nation's elite statistically after six weeks of college football:

Player	Statistic	Avg.	National Rank
Lamar Miller	Kickoff Returns	33.40	3rd
Matt Bosher	Punting	45.54	10th
Sean Spence	Tackles For Loss	1.60	18th
Leonard Hankerson	Receiving	92.00	18th
Travis Benjamin	Punt Returns	11.11	24th
Olivier Vernon	Sacks	.80	t-31st
Leonard Hankerson	Receptions	5.60	t-31st
Andrew Smith	Sacks	.75	t-43rd
Ryan Hill	Interceptions	.40	t-43rd
Ray-Ray Armstrong	Interceptions	.40	t-43rd
Damien Berry	Rushing	85.60	44th

Young 'CANES

► 22 student-athletes made their first appearances as Hurricanes this season:

- LB Kelvin Cain (Fr.)
- RB Eduardo Clements (Fr.)
- TE Asante Cleveland (Fr.)
- LB Tyrone Cornileus (Fr.)
- DL Dyron Dye (R-Fr.)
- TE Chase Ford (Jr. - JUCO Transfer)
- LB James Gaines (Fr.)
- DB Nathan Gholston (Soph.)
- LB Shayon Green (R-Fr.)
- RB Maurice Hagens (Fr.)
- OL Seantrel Henderson (Fr.)
- WR Allen Hurns (Fr.)
- OL Jermaine Johnson (R-Fr.)
- RB Storm Johnson (Fr.)
- OL Brandon Linder (Fr.)
- RB Lamar Miller (R-Fr.)
- DL Luther Robinson (R-Fr.)
- DB Kacy Rodgers (Fr.)
- TE Billy Sanders (R-Fr.)
- OL Jared Wheeler (R-Fr.)
- QB Spencer Whipple (Jr.)
- OL Cory White (R-Fr.)

► Three players made their first career starts against FAMU in the season opener: Brandon McGee, Ben Jones and Tyler Horn. Freshman offensive lineman Seantrel Henderson made his first career start at Clemson.

► The 'Canes played 11 true freshman so far this season - tied for the 13th most among BCS teams.

MOST TRUE FRESHMEN PLAYED IN 2010

Air Force	17
Florida	16
Syracuse	15
Tennessee	15
Florida State	13
Oklahoma State	13
UNLV	13
Auburn	12
Oklahoma	12
Texas	12
Tulane	12
Marshall	12
Miami	11

2010 HURRICANES RADIO NETWORK

Miami football games can be heard throughout the state of Florida on the Hurricane Sports Network, anchored by WQAM (560 AM). The games are also broadcast in Spanish on 1450 ESPN Deportes (1450 AM).

FLAGSHIP STATIONS

Miami/Fort Lauderdale	WQAM (560 AM)
Miami/Fort Lauderdale	ESPN Deportes (1450 AM)
University of Miami	WVUM (90.5 FM)

AFFILIATES

Miami/Ft. Lauderdale	WQAM (560)
Belle Glade	WBGF (900)
	WSWN (93.5 FM)
Coco Beach	WIXC (1060)
Ft. Myers	WMYR (1410)
Fort Pierce	WPSL (1590)
Jacksonville	WJXL (1010)
Jupiter	WSTU (1450)
Kissimmee	ESPN (1080)
Key West	WKWF (1600)
Marathon	WFFG (1300)
Marco Island	WCNZ (1660)
Melbourne	WIXC (1060)
Meritt Island	WIXC (1060)
Naples	WCNZ (1660)
Orlando	ESPN (1080)
Port St. Lucie	WPSL (1590)
St. Petersburg	WMGG (1040)
	WHBO ESPN (1040)
Stuart	WSTU (1450)
Tampa	WHBO ESPN (1040)
	WWBA (820)
	WMGG (1470)
Titusville	WIXC (1060)

MIAMI MEDIA POLICIES

Releases Available Via E-Mail

Media members interested in receiving Miami football releases via e-mail should send requests to Rob Dunning (rdunning@miami.edu) and Bryan Harvey (bharvey@miami.edu).

GAME DAY PRESS POLICIES

Only working press will be admitted to the Sun Life Stadium press box. Seats will be issued according to the following criteria:

1. State newspapers by circulation, wire services, national publications, newspapers from opponent's area, and student newspapers from UM and opponent's schools.
2. Other daily newspapers, with preference to those that regularly cover UM.
3. Radio and television personnel not broadcasting, but considered reporting.
4. Non-daily newspapers, with preference to those which regularly cover UM.
5. Scouts. Freelance and/or non-daily writers may be asked to produce copies of actual publications in which their work has appeared. In some cases, these materials will be required as verification of the writers' status.

Right BETWEEN THE NUMBERS

- ▶ Miami leads the Atlantic Coast Conference in total defense and pass defense, holding its opposition to an average of 307.6 yards per game overall and 143.4 yards per game through the air.
- ▶ The 'Canes are averaging 29.4 points per game, 381.0 yards per game and 21.6 first downs per game.
- ▶ Damien Berry is averaging 4.9 yards per carry through five games this season while totaling 428 yards on 87 carries, which ranks fourth in the ACC. Lamar Miller has 157 yards on 29 carries (5.4 ypc), while Mike James has 81 yards on 19 carries (4.3 ypc).
- ▶ Miami leads the nation in tackles for loss (9.60 pg) and ranks fourth in sacks (3.40).
- ▶ Ray-Ray Armstrong leads all UM defensive backs with 31 total tackles (16-15), while Oliver Vernon (19; 13-6) and Allen Bailey (11-8) lead all defensive linemen.
- ▶ Head coach Randy Shannon's 977 lifetime Academic Progress Report average leads all head coaches in Bowl Championship Series conferences and trails only Troy Calhoun of Air Force (983) and Ken Niumatalolo of Navy (978) on the national stage.
- ▶ Orlando Franklin (31 starts) and Colin McCarthy (29 starts) have the most starting experience on the 2010 roster.
- ▶ Sean Spence is averaging 10 tackles per game over Miami's last four games.
- ▶ Miami is averaging 64,394 fans at Sun Life Stadium this season. 53,674 excited Hurricanes fans saw the 'Canes beat Florida A&M in the season-opener on Sept. 2, while a sell-out crowd of 75,115 were in attendance last weekend when FSU visited Miami Gardens.
- ▶ Graig Cooper needs 891 yards to become Miami's all-time leader in all-purpose yardage. Cooper, who has 3,504 yards after picking up 43 yards against FSU last weekend, is currently fifth in UM history behind Eddie Dunn (3,476), Edgerrin James (3,590), Ottis Anderson (4,265) and leader Santana Moss (4,394).
- ▶ The 'Canes have seven interceptions through five games after collecting just nine in 13 games last season.
- ▶ Thirty-two former 'Canes playing in the NFL last season have earned their degree from the University of Miami.
- ▶ Six Hurricanes are ranked among the Top 150 NFL prospects according to Scouts Inc.'s Todd McShay on ESPN.com. Allen Bailey, Orlando Franklin, Brandon Harris, Graig Cooper, Colin McCarthy and Leonard Hankerson are listed, while Matt Boshier and DeMarcus Van Dyke were also rated but outside of the Top 150.
- ▶ Eleven former Hurricanes were selected to the 2010 NFL Pro Bowl earlier this year, easily the most of any school in the country. Antrel Rolle, Ray Lewis, Ed Reed, Jon Beason, Andre Johnson, Reggie Wayne, Bryant McKinnie, Vince Wilfork, Brandon Meriweather, Jonathan Vilma and Frank Gore all represented the U at the sports' all-star game.
- ▶ Miami has had 11 more first round draft picks than any other school in the country all-time. The 'Canes have had 46 first-rounders, while Ohio State is second with 35 and Florida is third with 32.
- ▶ The 'Canes return their top four performers in terms of all-purpose yards in 2009: Graig Cooper (1,417), Leonard Hankerson (801), Damien Berry (684) and Travis Benjamin (597). Through the first five games this year, Damien Berry leads the team with 506 all-purpose yards. He is followed by Hankerson (460), Lamar Miller (356) and Benjamin (343).

**ASSOCIATED PRESS TOP 25
Oct. 10, 2010**

No	Team	Record	Pts.
1	Ohio State (34)	6-0	1453
2	Oregon (15)	6-0	1427
3	Boise State (8)	5-0	1395
4	TCU (1)	6-0	1304
5	Nebraska	5-0	1236
6	Oklahoma (2)	5-0	1225
7	Auburn	6-0	1104
8	Alabama	5-1	1021
9	LSU	6-0	999
10	South Carolina	4-1	978
11	Utah	5-0	926
12	Arkansas	4-1	813
13	Michigan State	6-0	806
14	Stanford	5-1	732
15	Iowa	4-1	648
16	Florida State	5-1	547
17	Arizona	4-1	472
18	Wisconsin	5-1	410
19	Nevada	6-0	376
20	Oklahoma State	5-0	348
21	Missouri	5-0	298
22	Florida	4-2	209
23	Air Force	5-1	187
24	Oregon State	3-2	186
25	West Virginia	4-1	141

ARV: Michigan 137, Miami (FL) 63, North Carolina State 31, Virginia Tech 17, Northwestern 5, Texas 5, Kansas State 1

**USA TODAY COACHES' TOP 25
Oct. 10, 2010**

No	Team	Record	Pts.
1	Ohio State (49)	6-0	1455
2	Oregon (6)	6-0	1388
3	Boise State (1)	5-0	1335
4	Nebraska (2)	5-0	1272
5	TCU (1)	6-0	1213
6	Oklahoma	5-0	1193
7	Auburn	6-0	1060
8	Alabama	5-1	1029
9	LSU	6-0	1021
10	Utah	5-0	940
11	Michigan State	6-0	838
12	South Carolina	4-1	835
13	Arkansas	4-1	780
14	Iowa	4-1	710
15	Stanford	5-1	618
16	Wisconsin	5-1	542
17	Florida State	5-1	496
18	Oklahoma State	5-0	478
19	Missouri	5-0	434
20	Arizona	4-1	367
21	Nevada	6-0	329
22	Florida	4-2	242
23	Air Force	5-1	151
24	Michigan	5-1	137
25	West Virginia	4-1	88

ARV: Miami (FL) 66, North Carolina State 41, Texas 31, Oregon State 30, Virginia Tech 24, Northwestern 23, Mississippi State 7, Maryland 2

2010 CAPTAINS


► For the first time under head coach Randy Shannon, more than three players have been selected as team captains. The 2010 captains for Miami are Jacory Harris, Matt Boshier, Colin McCarthy, Pat Hill, Leonard Hankerson and Allen Bailey.



ALLEN BAILEY



MATT BOSHER




LEONARD HANKERSON



JACORY HARRIS



PAT HILL



COLIN MCCARTHY

Hankerson AMONG THE BEST THIS DECADE

- Senior wide receiver Leonard Hankerson had one of the best seasons in recent memory for a pass catcher at the U in 2009. He is off to another impressive start in 2010, ranking among the nation's elite in receiving.
- His 801 receiving yards last year were the 10th most in school history and the most since Andre Johnson recorded 1,092 yards in 2002.
- Hankerson has caught a pass in 18 straight games and leads the 'Canes in catches (28), yards (460) and receiving touchdowns (6) through five games this season. Hankerson had his first multi-TD game of his career in the 'Canes opener against FAMU, before hauling in a career-best and UM record-tying three against Clemson on Oct. 2.
- He is now also tied for sixth all-time in UM history in career touchdown catches with 15.
- With a career-best 147 yards receiving yards at Clemson, Hankerson recorded his third career 100-yard receiving game. He nearly reached the 100-yard mark at No. 2 Ohio State earlier in the season, catching seven balls for 90 yards versus the Buckeyes.

TOP 10 SINGLE SEASON RECEIVING TOTALS IN UM HISTORY

Rank		Receiving Yards
1	Eddie Brown (1984)	1,114
2	Andre Johnson (2002)	1,092
3	Wesley Carroll (1990)	952
4	Santana Moss (1999)	899
5	Andre Johnson (2001)	881
6	Michael Irvin (1986)	868
7	Willie Smith (1984)	852
8	Michael Irvin (1985)	840
9	Dale Dawkins (1989)	833
10	Leonard Hankerson (2009)	801

TOP 10 CAREER RECEIVING TOUCHDOWNS IN UM HISTORY

Rank		Receiving TDs
1	Michael Irvin (1985-87)	26
2	Lamar Thomas (1989-92)	23
3	Reggie Wayne (1997-2000)	20
	Andre Johnson (2000-02)	20
5	Santana Moss (1997-2000)	19
6	Brian Blades (1984-87)	15
	Leonard Hankerson (2007-pr.)	15
8	Eddie Brown (1983-84)	14
9	James Cox (1965-67)	12
	Bubba Franks (1997-99)	12

HANKERSON'S 2010 GAME-BY-GAME STATS

Game		Rec	Yards	TD
1	FLORIDA A&M	6	115	2
2	at No. 2 Ohio State	7	90	0
3	at Pittsburgh	3	36	1
4	at Clemson	7	147	3
5	No. 23 FLORIDA STATE	5	72	0
TOTALS		28	460	6

Notes FROM THE FSU GAME

- The FSU game was played in front of a sellout crowd of 75,115. It marked the first sellout at Sun Life for Miami and the first UM sellout since September 10, 2004 when 78,622 watched UM defeat FSU 16-10 in OT at the Orange Bowl.
- Sophomore DB Vaughn Telemaque recorded his first career interception in the third quarter.
- With a 15-yard touchdown reception from Jacory Harris in the first quarter, Leonard Hankerson has now caught a pass in 18-straight games. Hankerson finished with a team-high five catches for 72 yards.
- Jacory Harris scampered three yards for a Hurricane touchdown in the second quarter. The touchdown run is the first of the season for Harris and the fourth of his career. Harris recorded a 29 yard run in the first quarter marking the second longest run of his career. His career long run is 30 against Charleston Southern in 2008. Harris rushed for 31 yards on 6 carries marking the third highest total of his career. Harris rushed for 35 yards against Georgia Tech on November 20, 2008 and a career high 53 yards against Duke on October 8, 2008.
- Miami senior running back Graig Cooper made his first appearance since the FAMU game when he lined up to return the game's opening kickoff. Cooper recorded two rushes for 22 yards.
- Miami continued to make it hard on its opponents to cross the line of scrimmage. The Hurricanes, which lead the nation in tackles for loss, picked up another eight tonight against the Seminoles. Miami has now recorded 50 tackles for loss this season.
- Damien Berry rushed 20 times for 101 yards marking his second consecutive 100 yard game and the fourth of his career. He is the first Hurricane to rush for over 100 yards in consecutive games since Graig Cooper recorded 128 yards against Texas A&M on Sept. 20, 2008 and 110 yards against North Carolina on Sept. 27, 2008.

MIAMI ALL-TIME VS. DUKE

► The following is a list of UM's all-time highs against Duke in the seven-game history between the two schools:

Rushing Yards

114 - Ottis Anderson, 1976
 101 - Graig Cooper, 2007
 84 - Albert Bentley, 1983
 82 - Tyrone Moss, 2005
 64 - Graig Cooper, 2008

Rushing Attempts

24 - Ottis Anderson, 1976
 16 - Javarris James, 2007
 12 - Graig Cooper, 2007
 12 - Tyrone Moss, 2005
 10 - Jacory Harris, 2008
 10 - Tyrone Moss, 2006

Rushing Touchdowns

2 - Tyrone Moss, 2005
 1 - Eight times

Receiving Yards

143 - Leonard Hankerson, 2009
 131 - Lance Leggett, 2006
 95 - Phil August, 1976
 95 - Ed Brown, 1983
 88 - Sam Shields, 2006

Receptions

8 - Aldarius Johnson, 2008
 7 - Ryan Moore, 2005
 5 - Phil August, 1976
 6 - Four times

Receiving Touchdowns

2 - Sam Shields, 2006
 1 - 15 times

Passing Yards

303 - Jacory Harris, 2009
 299 - Kyle Wright, 2006
 255 - Kyle Wright, 2005
 250 - Bernie Kosar, 1983
 230 - Kyle Wright, 2007

Pass Attempts

41 - Kyle Wright, 2006
 37 - Jacory Harris, 2009
 31 - Kyle Wright, 2005
 28 - Jacory Harris, 2008
 23 - Kyle Wright, 2007

Pass Completions

24 - Kyle Wright, 2006
 20 - Jacory Harris, 2009
 19 - Kyle Wright, 2007
 18 - Jacory Harris, 2008
 18 - Kyle Wright, 2005

Passing Touchdowns

4 - Jacory Harris, 2008
 3 - Kyle Wright, 2005
 2 - Five times

Team Bests

Total Offense: 613 - 1983
 Rushing Yards: 255 - 2005
 Rushing Attempts: 41 - 1983
 Passing Yards: 381 - 1983
 Pass Attempts: 41 - 2006
 Pass Completions: 24 - 2006

Miami VERSUS THE STATE OF NORTH CAROLINA

► The University of Miami is 35-19-1 all-time versus teams from the state of North Carolina. Since UM joined the Atlantic Coast Conference in 2004, the Hurricanes are 11-5 against teams from the Tar Heel State.

► Before Miami joined the ACC, the 'Canes rarely faced teams from North Carolina, playing just four games against N.C. teams from the time Dennis Erickson took over the program in 1989 to the team's last year in the BIG EAST in 2003. Over that 15-year span, UM faced East Carolina three times and NC State once.

UM's Last 18 Meetings Versus N.C. Teams

Nov. 21, 2009	Duke	W	34-16	Sun Life Stadium
Nov. 14, 2009	at North Carolina	L	24-33	Kenan Stadium
Oct. 31, 2009	at Wake Forest	W	28-27	BB&T Field
Nov. 29, 2008	at NC State	L	28-38	Carter-Finley Stadium
Oct. 25, 2008	Wake Forest	W	16-10	Dolphin Stadium
Oct. 18, 2008	at Duke	W	49-31	Wallace Wade Stadium
Sept. 27, 2008	North Carolina	L	24-28	Dolphin Stadium
Nov. 3, 2007	NC State	L	16-19 (OT)	Orange Bowl
Oct. 6, 2007	at North Carolina	L	27-33	Kenan Stadium
Sept. 29, 2007	Duke	W	24-14	Orange Bowl
Oct. 21, 2006	at Duke	W	20-15	Wallace Wade Stadium
Oct. 7, 2006	North Carolina	W	27-7	Orange Bowl
Nov. 12, 2005	at Wake Forest	W	47-14	Groves Stadium
Oct. 29, 2005	North Carolina	W	34-16	Orange Bowl
Oct. 8, 2005	Duke	W	52-7	Orange Bowl
Nov. 20, 2004	Wake Forest	W	52-7	Orange Bowl
Oct. 30, 2004	at North Carolina	L	28-31	Kenan Stadium
Oct. 23, 2004	at NC State	W	45-31	Carter-Finley Stadium

Recapping MIAMI-DUKE IN 2009

► **AERIAL ATTACK:** Jacory Harris' 28 first half passing attempts were the most first half passing attempts in his career.

► **GRAHAM HAS CAREER DAY:** Former Miami basketball standout Jimmy Graham set a career-high with five catches against the Blue Devils. He also set a career high in yards with 73 yards.

► Graham's five receptions were the most by a UM tight-end since Chris Zellner had eight against California in the 2008 Emerald Bowl.

► **SHARPTON SHINES ON SENIOR DAY:** Senior linebacker Darryl Sharpton recorded his first career interception in the fourth quarter and returned it 73 yards for the first score of his career. Sharpton finished the game matching a career-high with 12 tackles (11 solo, one assisted). The 11 solo tackles were also a career-high.

► The score was the first INT return for a touchdown by UM since Sean Spence scored against FSU in 2008.

► **MR. CONSISTENCY:** With a 16-yard reception in the second quarter, Leonard Hankerson extended his consecutive games with a catch streak to 11. Hankerson set career highs for catches and yards in a game with eight catches for 143 yards.

► **SPREADING THE LOVE:** Nine different Hurricanes caught a pass, including a TD receptions by Tervaris Johnson and Jimmy Graham.

Miami RESPONDS WELL AFTER FSU LOSSES

► Did you know? Since 1983 the Hurricanes are 10-1 following a loss to FSU including a 4-0 record in road games. The one loss - ECU in 1996.

Date	W/L	UM Ranking	Opponent	Score	Other Notes
9/29/84	W	16	*Rice	38-3	
11/4/89	W	7	East Carolina	40-10	Won Nat'l Championship
10/23/93	W	6	# 23 Syracuse	49-0	FSU was ranked #1
10/14/95	W		Rutgers	56-21	FSU was ranked #1
10/19/96	L	12	*East Carolina	6-31	
10/18/97	W		at Boston College	45-44	2OT
10/24/98	W		*at #13 West Virginia	34-31	
10/16/99	W	23	at Boston College	31-28	
9/17/05	W	13	at #20 Clemson	36-30	3OT
9/9/06	W	16	*Florida A&M	51-10	
10/11/08	W		*UCF	20-14	
10/16/10			*at Duke		

*= home loss to FSU

Pass CATCHER U

- ▶ As of Oct.12, eight former 'Canes rank in the Top 100 in receiving yards this season in the NFL.
- ▶ Miami has four former players currently ranked in the Top 25 in the NFL in receiving yards.
- ▶ Reggie Wayne ranks second in the league with 531 yards, while Santana Moss is 10th (408), Andre Johnson is 13th (350) and Frank Gore is 31st (284).

NFL Rank	Rec	Yards	Avg.	TD
2 Reggie Wayne	39	531	13.6	2
10 Santana Moss	29	408	14.1	1
13 Andre Johnson	24	350	14.6	1
31 Frank Gore	33	284	8.6	2
49 Jeremy Shockey	23	226	9.8	2
53 Roscoe Parrish	14	217	15.5	1
56 Kellen Winslow	17	214	12.6	0
74 Greg Olsen	15	179	11.9	2

▶ For more updates on Hurricanes in the NFL, see page 16.

Comparison: MIAMI AND DUKE

▶ Here is a quick look at the match-ups you will see when the 'Canes and Blue Devils square off on Saturday at Wallace Wade Stadium:

MIAMI			DUKE		
Offense	Avg	NCAA Rank	Defense	Avg	NCAA Rank
Total	381.00	60	Total	431.80	105
Rushing	147.00	67	Rushing	208.20	107
Passing	234.00	t-47	Passing	233.60	75
Defense	Avg	NCAA Rank	Offense	Avg	NCAA Rank
Total	307.60	22	Total	420.40	36
Rushing	164.20	80	Rushing	125.20	86
Passing	143.40	4	Passing	295.20	15
Net Punting Avg	NCAA Rank	PR	Avg	NCAA Rank	
Average	39.17	21	Average	10.82	31
PR	Avg	NCAA Rank	Net Punting Avg	NCAA Rank	
Average	9.67	46	Average	32.45	107

McCARTHY'S SUCCESS CARRYING OVER

- ▶ Senior linebacker Colin McCarthy is picking up right where he left off last season, when he averaged 8.1 yards per carry over UM's last seven games. Now in the middle, McCarthy is second on the team with 36 tackles through five games, recording five against FAMU, 11 on the road at No. 2 Ohio State, five at Pitt, six at Clemson and eight last week-end against No. 23 FSU.
- ▶ McCarthy is the most experienced Hurricane defender, having played in 42 and started 29 career games. Heading into the FSU game, he has a team-best 224 career tackles.

Feat FIRST

- ▶ For the first time in school history, the University of Miami recorded a punt return for a touchdown and a kick return for a touchdown in the same game. Two weeks back at Ohio State, Lamar Miller returned a kickoff 88 yards for a touchdown in the first quarter before Travis Benjamin followed Miller's return with a 79- yard punt return for a touchdown with 3:04 left in the first half.
- ▶ The last time, a Miami player returned a kickoff for a touchdown was Devin Hester at NC State on Oct. 23, 2004. Hester's return went for 100 yards. Benjamin's punt return of 79 yards tied for the 10th longest in school history. It also was his first career punt return for a touchdown and the first for Miami since Thearon Collier's 60-yard punt return last season against Virginia.
- ▶ The returns also marked the first time is OSU history that an opponent scored on a punt return and a kick return in the same game against the Buckeyes.

NFL U

▶ Miami trails only Texas for the most players on active rosters in the NFL this season (*list according to the NFL*):

COLLEGES WITH MOST PLAYERS IN THE NFL IN 2010

COLLEGE	PLAYERS
Texas	40
Miami	38
Southern California	36
Louisiana State	35
Ohio State	34
Florida	33
Georgia	33
Tennessee	33
California	31

Hurricane GAMEDAY

▶ A brand new season of Hurricane Gameday kicked off in August on CSS. Hurricane Gameday has moved into a brand new studio with the longtime trio of Joe Zagacki, Don Bailey Jr. and head coach Randy Shannon.

▶ The show has undergone an overhaul, including a brand new set and graphics package... but the biggest change is the Unlimited Access fans will get to the Miami program. Throughout the 2010 season, Hurricane Gameday will run regular "Unlimited Access" features that will take fans behind the scenes with their favorite football team.

▶ In the season-opening show, fans heard Coach Shannon mic'd up at a scrimmage for the very first time. The exclusive access shows Shannon working with his beloved special teams units during the first scrimmage of training camp. We also sent the cameras with the team on a trip to the movies during one of the lighter moments in camp. Throughout the season, Hurricane Gameday will also bring fans exclusive footage in the weight room with Coach Andreu Swasey, in the locker room on gameday and much, much more.

▶ The CSS network covers 6.4 million homes in the Southeast, including Florida markets Miami, Ft. Lauderdale, West Palm Beach, Jacksonville, Sarasota, Tallahassee, Panama City and Lake County. CSS will air Hurricane Gameday on Thursdays and Saturdays throughout the season.

▶ Upcoming show airings are below.

Schedule

Show 6 - Duke Preview

Thursday, Oct. 14 at 5:30 p.m.

Saturday, Oct. 16 at 10:30 a.m.

Show 7 - North Carolina Preview

Thursday, Oct. 21 at 5:30 p.m.

Saturday, Oct. 23 at 10:30 a.m.

Scoring DRIVES FOR MIAMI IN 2010

▶ Here is a look at every scoring drive for the 'Canes this season:

Play	Opp	Time
J. Harris to Hankerson for 19 yards (TD)	FAMU	1:40
J. Harris to Hankerson for 40 yards (TD)	FAMU	1:17
J. Harris to Berry for 32 yards (TD)	FAMU	3:20
R. Armstrong interception return for 22 yards (TD)	FAMU	--
M. James rush for 1 yard (TD)	FAMU	1:51
L. Miller rush for 5 yards (TD)	FAMU	2:29
Bosher 24-yard field goal (FG)	FAMU	5:59
Miller kick return for 88 yards (TD)	OSU	0:20
Bosher 51-yard field goal (FG)	OSU	2:04
Benjamin 79-yard punt return (TD)	OSU	--
J. Harris to Ford for 9 yards (TD)	OSU	1:46
Berry rush for 1 yard (TD)	PITT	3:25
Bosher 28-yard field goal (TD)	PITT	4:50
J. Harris to Hankerson for 19 yards (TD)	PITT	1:02
J. Harris to Benjamin for 10 yards (TD)	PITT	1:26
Miller 1-yard run (TD)	PITT	2:52
J. Harris to Hankerson for 22 yards (TD)	CLEMSON	3:06
J. Harris to Hankerson for 65 yards (TD)	CLEMSON	1:07
J. Harris to M. James for 18 yards (TD)	CLEMSON	0:10
J. Harris to Hankerson for 7 yards (TD)	CLEMSON	0:20
Bosher 29-yard field goal (FG)	CLEMSON	5:48
J. Harris rush for 3 yards (TD)	FSU	3:32
Berry rush for 26 yards (TD)	FSU	1:54
Bosher 36-yard field goal (FG)	FSU	3:02

Big PLAY TRACKER

▶ Here is a look at every play that resulted in a gain of 25 yards or more for the 'Canes on offense this season:

Play	Opp	Yards
J. Harris to Hankerson(TD)	FAMU	40
J. Harris to Berry (TD)	FAMU	32
Berry rush (1st down)	FAMU	25
Miller kick return (TD)	OSU	88
J. Harris to Hankerson (1st down)	OSU	25
T. Benjamin punt return (TD)	OSU	79
Berry rush over left end (1st down)	OSU	42
Miller rush up middle (1st down)	OSU	25
J. Harris to Benjamin (1st down)	PITT	39
Berry Rush (1st down)	PITT	27
Berry Rush (1st down)	CLEMSON	33
J. Harris to Hankerson (TD)	CLEMSON	65
J. Harris rush (1st down)	FSU	29
J. Harris to Benjamin (1st down)	FSU	31
Berry rush (1st down)	FSU	26

Talent IN SOUTH FLORIDA

- ▶ The University of Miami's football roster is loaded with student-athletes from Florida and more specifically, South Florida.
- ▶ The same can be said for rosters in the NFL, where Miami ranks second to only Houston for having the most players from their city.

Cities WITH MOST NFL PLAYERS

Houston	24
Miami	22
Los Angeles	20
Detroit	15
New Orleans	15

States WITH MOST NFL PLAYERS

California	211
Texas	181
Florida	177
Ohio	85
Georgia	80

Miami OWNS NATION'S SECOND BEST MARK SINCE 1983

- ▶ The University of Miami owns the nation's second-best record going back to the 1983 season, the year Miami won its first ever national championship under coach Howard Schnellenberger. Miami (.788) trails only Nebraska (.790) in winning percentage since that year.

BEST WINNING % SINCE 1983

	Wins	Losses	Ties	Winning %
Nebraska	266	70	1	.791
Miami	260	71	0	.785
Florida State	258	71	1	.783
Florida	254	76	4	.766
Ohio State	251	79	5	.757

Miami HOPES TO DELIVER DREAMS WITH NEW ONLINE SHOP

- ▶ Dreams, Inc. (NYSE Amex: DRJ), a vertically integrated leader in the licensed sports products industry, announced that it has signed an agreement with the University of Miami Athletics to re-launch the Hurricanes on-line fan shop (URL - ShopMiamiHurricanes.com).
- ▶ The multi-year deal marks the second alliance for Dreams with top-tier college athletics, following on the recent announcement regarding the University of Texas Longhorns.

Spence OF OLD

- ▶ Junior linebacker Sean Spence is off to one of the best starts for a UM defender in recent memory this year. The Miami native and Northwestern High School graduate leads the team in total tackles (43), solo tackles (24) and tackles for loss (8.0) through five games.
- ▶ After recording 65 tackles and 9.5 tackles for loss as a freshman in 2008, Spence was slowed by injury last year as a sophomore, recording just 36 tackles and 6.5 tackles for loss in 10 games. Through five games this year, Spence is averaging 8.6 tackles per game - a pace that would give him well over 100 if he continues at the same rate.

Jacory MOVING UP TD CHART

- ▶ Junior quarterback Jacory Harris continues to climb up the University of Miami's career touchdown passes list.
- ▶ He moved into a tie for fifth place all-time two weeks ago when he threw four touchdown passes at Clemson. He now needs just one more to tie Gino Torretta for fourth all-time (47) and three more to move into sole possession of second place all-time.

TOP 10 CAREER TOUCHDOWN PASSES IN UM HISTORY

Rank		TDs
1	Ken Dorsey (1999-02)	86
2t	Vinny Testaverde (1982-86)	48
	Steve Walsh (1986-88)	48
4	Gino Torretta (1989-92)	47
5	Jacory Harris (2008-pr.)	46
	Craig Erickson (1987-90)	46
7	Ryan Clement (1994-97)	43
8	Bernie Kosar (1983-84)	40
9	Kyle Wright (2004-07)	38
10	Brock Berlin (2003-04)	34

Hankerson NAMED NATIONAL WR OF THE WEEK

- ▶ University of Miami football senior Leonard Hankerson was named National Wide Receiver of the Week by the College Football Performance Awards after his performance against Clemson two weeks ago in Death Valley. Hankerson had arguably the best game of his career against the Tigers, catching seven passes for 147 yards and a career-best three touchdowns in Miami's 30-21 win.
- ▶ Hankerson's three receiving touchdowns was not only a personal best, but it tied a UM single game record. The last player to accomplish the feat was Santana Moss against Rutgers in 1998.

100 YARDS ON THE GROUND

► Here is a list of the University of Miami's all-time 100-yard rushing performances:

CONSECUTIVE 100-YARD RUSHING GAMES (SINCE 1975)

Player	No.	Year
Willis McGahee	6	2002
Edgerrin James	6	1998
Clinton Portis	6	2001
Clinton Portis	4	1999
Willis McGahee	4	2002
Frank Gore	3	2003

MOST 100-YARD RUSHING GAMES (SINCE 1975)

Player	No.	Years
Edgerrin James	15	1995-98
Clinton Portis	14	1999-2001
Ottis Anderson	13	1976-78
James Jackson	11	1997-2000
Willis McGahee	10	2002
Frank Gore	8	2001, 2003-04
Tyrone Moss	7	2003-2006
Graig Cooper	6	2007-present
Stephen McGuire	6	1989-91
Javarris James	5	2006-2009
Danyell Ferguson	5	1995-96
Alonzo Highsmith	5	1984
James Stewart	4	1993-94
Leonard Conley	4	1987-90
Damien Berry	3	2007-present
Jarrett Payton	3	2003
Dyral McMillian	3	1996
Warren Williams	3	1985-87
Melvin Bratton	3	1984-87
Derron Thomas	1	2005-08
Donnell Bennett	1	1993
Larry Jones	1	1993
Alex Johnson	1	1989
Albert Bentley	1	1983
Speedy Neal	1	1982
Lorenzo Roan	1	1980
Ken McMillian	1	1978
Taylor Timmons	1	1977
Chris Hobbs	1	1977

University OF MIAMI CELEBRATES NEW TOP RANKING

► The U.S. News and World Report released their official rankings of the top colleges and universities in the nation for 2011. Coming in at number 47 was the University of Miami, which claimed the honor of the top-ranked school in the state of Florida.

► This was the first time that UM had been named a Top 50 institution, part of a nine-year span which has seen the school jump 20 spots in the rankings.

► The Hurricanes were among seven Atlantic Coast Conference schools ranked among the Top 50 – the most Football Bowl Subdivision schools for any conference. ACC members joining Miami among the national leaders are: Duke, Virginia, Wake Forest, North Carolina, Boston College and Georgia Tech.

► Ranking criteria included peer assessment, graduation and retention rates, faculty resources, student selectivity, and giving by alumni.

► The editors of U.S. News & World Report have ranked the nation's top universities and colleges for the past 27 years. The 2011 edition of "America's Best Colleges" hit newsstands on August 31, and the rankings can be viewed on the magazine's website at www.usnews.com.

ESPN: 15 OF TOP 200 PLAYERS IN THE NFL ARE 'CANES

► The UM pipeline to NFL stardom is no surprise to anyone that follows the sport as it continues to grow. At the beginning of training camps, 51 UM players were working out with NFL teams. ESPN.com and Scouts Inc. put together a list of the 200 best players in the NFL and Miami had an impressive 15 representatives:

- | | |
|---|--|
| 2. Andre Johnson - Houston Texans | 111. Vernon Carey - Miami Dolphins |
| 14. Ed Reed - Baltimore Ravens | 119. Ray Lewis - Baltimore Ravens |
| 32. Reggie Wayne - Indianapolis Colts | 140. Eric Winston - Houston Texans |
| 36. Vince Wilfork - New England Patriots | 148. Jonathan Vilma - New Orleans Saints |
| 42. Jon Beason - Carolina Panthers | 162. Brandon Meriweather - New England |
| 58. Frank Gore - San Francisco 49ers | 196. Calais Campbell - Arizona Cardinals |
| 72. DJ Williams - Denver Broncos | 200. Devin Hester - Chicago Bears |
| 91. Kellen Winslow - Tampa Bay Buccaneers | |

'Canes PREDICTED SECOND IN COASTAL

► Miami was voted to finish second in the ACC Coastal Division by media members at the 2010 ACC Football Kickoff earlier this fall. After finishing the season 9-4 (5-3 ACC) and advancing to the Champs Sports Bowl in Orlando, the Hurricanes picked up 444 points from members of the working media, while collecting 20 first place votes within the Coastal Division.

► Virginia Tech was predicted on 50 ballots to win its fourth ACC crown. Florida State finished second with 26 votes, followed by Miami (10), Georgia Tech (8), Boston College (2) and North Carolina (2). The Hokies were also tabbed to win the ACC's Coastal Division, earning 532 points and 62 first-place votes.

► Miami followed in second place (444 points, 20 first-place votes); Georgia Tech was third (408); North Carolina fourth (379); fifth was Duke (169); and Virginia (126) rounded out the six-team Coastal Division.

Skill POSITION DEPTH

► As was the case last season, this year's University of Miami team is one of the deepest teams in the country at the running back and wide receiver positions.

Running Backs

- Damien Berry (6-0, 215)
- Graig Cooper (6-0, 205)
- Lamar Miller (5-11, 210)
- Mike James (6-0, 217)
- Storm Johnson (6-0, 218)

Receivers

- Leonard Hankerson (6-3, 205)
- Travis Benjamin (5-11, 176)
- LaRon Byrd (6-4, 215)
- Aldarius Johnson (6-3, 200)
- Tommy Streater (6-5, 210)
- Kendal Thompkins (5-10, 182)

► Late last season, the 'Canes were the only team in the country to boast three 400-yard rushers and seven 200-yard receivers.

Miami TEAM LEADERS

► Here is list of Miami's statistical team leaders through three games this season:

Passing Yards	Jacory Harris	1120
Rushing Yards	Damien Berry	428
Receiving Yards	Leonard Hankerson	460
Receptions	Leonard Hankerson	28
Punt Return Yards	Travis Benjamin	100
Kick Return Yards	Lamar Miller	167
Total Touchdowns	Leonard Hankerson	6
Scoring	Leonard Hankerson	36
All-Purpose Yards	Damien Berry	506
Solo Tackles	Sean Spence	24
Total Tackles	Sean Spence	43
Tackles for a loss	Sean Spence	8.0
Sacks	Olivier Vernon	4.0
Interceptions	Armstrong, Hill	2
Pass breakups	Sean Spence	3
Fumbles recovered	Four players	1
Fumbles forced	Four players	1

Hurricanes IN THE ACC IN 2010

► The following is a list of where UM ranks as a team and individually in the Atlantic Coast Conference this season:

Team	Rank	Player	Rank
Scoring Offense	8th (29.4)	Jacory Harris	
Scoring Defense	4th (21.0)	Passing Avg.	5th (224.0)
Pass Offense	4th (234.0)	Passing Efficiency	8th (118.1)
Pass Defense	1st (143.4)	Total Offense	4th (226.4)
Rush Offense	7th (147.0)	Damien Berry	
Rush Defense	9th (164.2)	Rushing	4th (85.6)
Total Offense	7th (381.0)	All-Purpose	7th (101.2)
Total Defense	1st (307.6)	Leonard Hankerson	
Kickoff Coverage	11th (40.7)	Receiving Yards	2nd (92.0)
Kickoff Returns	4th (22.6)	Scoring	9th (7.2)
Punting	3rd (39.2)	Receptions	3rd (5.60)
Punt Return Avg.	7th (9.7)	Lamar Miller	
Turnover Margin	t-8th (0.00)	Kick Return Avg.	1st (33.4)
First Downs	t-6th (108)	Matt Boshier	
Opponent 1st Downs	1st (74)	Punting	1st (45.5)
Red Zone Offense	11th (76.2)	Field Goals	t-7th (1.00)
Red Zone Defense	3rd (72.7)	Scoring (Kick)	t-7th (6.6)
Sacks By	3rd (17)	FG %	10th (62.5)
Sacks Against	3rd (8)	Travis Benjamin	
Penalties	12th (68.6)	Punt Return Avg.	5th (11.1)
Opponent Penalties	9th (49.6)	Sean Spence	
Pass Def. Efficiency	1st (95.8)	Tackles	4th (8.6)
3rd Down Conv.	3rd (40.5)	Tackles for Loss	10th (1.60)
Opp. 3rd Down Conv.	3rd (35.5)	Colin McCarthy	
4th Down Conv.	t-10th (33.3)	Tackles	10th (7.2)
Opp. 4th Down Conv.	1st (33.3)	Ray-Ray Armstrong	
Field Goals	10th (.625)	Tackles	19th (6.2)
PAT Kicking	t-11th (.947)	Interceptions	t-6th (0.40)
Time of Possession	10th (27.43)	Ryan Hill	
		Interceptions	t-6th (0.40)
		Olivier Vernon	
		Sacks	6th (.80)

Coaches AT THEIR ALMA MATERS

► Miami's Randy Shannon is one of 16 head coaches working at their alma mater this season.
 ► Shannon matched up with Pitt's Dave Wannstedt and later this year will meet Virginia Tech's Frank Beamer.

Chris Ault	Nevada
Frank Beamer	Virginia Tech
Troy Calhoun	Air Force
Steve Fairchild	Colorado State
Pat Fitzgerald	Northwestern
Ralph Friedgen	Maryland
Mike Gundy	Oklahoma State
Doug Marrone	Syracuse
Ruffin McNeil	East Carolina
Rick Neuheisel	UCLA
Joker Phillips	Kentucky
Larry Porter	Memphis
Randy Shannon	Miami
Willie Taggart	Western Kentucky
Dave Wannstedt	Pittsburgh
Paul Wulff	Washington State

Bosher UP FOR LOWE'S SENIOR CLASS AWARD

► Senior placekicker and punter Matt Bosher has been named one of 30 NCAA football bowl subdivision student-athletes selected as a candidate for the Lowe's Senior CLASS. To be eligible for the award, a student-athlete must be classified as an NCAA Division I senior and have notable achievements in four areas of excellence - community, classroom, character and competition.

► Bosher received his Bachelor's of Arts in history in May of 2010. He also minored in sport administration and is currently pursuing a second degree. He was named to the 2006-07 ACC Academic Honor Roll and is a member of the University of Miami Athletic Director's Honor Roll awarded to student-athletes with semester GPAs of 3.2 or better). He is a two-time University of Miami Book Buster (awarded to student-athletes with semester GPA 3.0 or better).

► Bosher has been involved in numerous community service activities including the University of Miami Football Canes on Patrol Program that works with the Broward County Sheriff's Department to encourage Broward youth to stay in school and out of gang and street related violence. He also has served as a mentor in the Fun 4 Kidz program (paired with Miami-Dade area middle-school students) meeting once a month and talking on the phone once-a-week.

► An acronym for Celebrating Loyalty and Achievement for Staying in School, the Lowe's Senior CLASS Award focuses on the total student-athlete and encourages students to use their platform in athletics to make a positive impact as leaders in their communities.

Byrd HONORED BY UM AFRICANA PROGRAM

► University of Miami wide receiver LaRon Byrd was selected as one of three recipients of the Fannie Lou Hamer Academic Achievement Award, given to the Most Improved Students, in terms of Africana Studies Program courses at UM.

► LaRon has excellent attendance, participates in class, completes all assignments on time and has an overall positive attitude toward learning which is to be applauded, said Dr. Patti Rose, Professor, UM Africana and American Studies. As a student-athlete, he is exemplary, in the classroom setting, which is wonderful to see.

► Byrd received the award on May 17 at the First Annual Fannie Lou Hamer, Africana Studies Program Achievement Awards at the Wesley Gallery on the campus of the University of Miami.

Offense HAS A TOP 10 SEASON

► The University of Miami's offense had one of the most productive seasons in school history in 2009.

► The 2009 offense finished first in school history in first downs gained passing (169), second in overall first downs (275) and fourth in total yards gained (5,199).

TOP 10 SINGLE SEASON FIRST DOWNS GAINED PASSING IN UM HISTORY

Rank		First downs
1	2009	169
2	1988	161
3	1984	159
4	1990	156
5t	1989	153
	1992	153
7	2002	151
8	1985	149
9	1996	140
10	2003	134

Jacory IN 2009

► Junior quarterback Jacory Harris had one the most productive passing seasons in recent memory in 2009.

► Here is a list of where Harris' 2009 season ranks in a single-season in UM history:

TOP 10 SINGLE SEASON PASSING YARDS IN UM HISTORY

Rank		Yards
1	Bernie Kosar (1984)	3,642
2	Ken Dorsey (2002)	3,369
3	Craig Erickson (1990)	3,363
4	Jacory Harris (2009)	3,352
5	Vinny Testaverde (1985)	3,238
6	Steve Walsh (1988)	3,115
7	Gino Torretta (1991)	3,095
8	Gino Torretta (1992)	3,060
9	Ken Dorsey (2000)	2,737
10	Brock Berlin (2004)	2,680

TOP 10 SINGLE SEASON TOUCHDOWN PASSES IN UM HISTORY

Rank		TDs
1	Steve Walsh (1988)	29
2	Ken Dorsey (2002)	28
3	Vinny Testaverde (1986)	26
4t	Bernie Kosar (1984)	25
	Ken Dorsey (2000)	25
6	Jacory Harris (2009)	24
7	Ken Dorsey (2001)	23
8t	Craig Erickson (1990)	22
	Brock Berlin (2004)	22
10	Vinny Testaverde (1985)	21

TOP 10 SINGLE SEASON PASS ATTEMPTS IN UM HISTORY

Rank		Attempts
1	Bernie Kosar (1984)	416
2	Jacory Harris (2009)	406
3	Gino Torretta (1992)	402
4t	Craig Erickson (1990)	393
	Ken Dorsey (2002)	393
6	Steve Walsh (1988)	390
7	Gino Torretta (1991)	371
8t	Vinny Testaverde (1985)	352
	Brock Berlin (2003)	352
10	Brock Berlin (2004)	348

TOP 10 SINGLE SEASON PASS COMPLETIONS IN UM HISTORY

Rank		Completions
1	Bernie Kosar (1984)	262
2	Jacory Harris (2009)	242
3	Steve Walsh (1988)	233
4	Gino Torretta (1992)	228
5	Craig Erickson (1990)	225
6	Ken Dorsey (2002)	222
7	Vinny Testaverde (1985)	216
8	Brock Berlin (2003)	211
9	Gino Torretta (1991)	205
10	Bernie Kosar (1983)	201

It's BEEN A WHILE

▶ Quarterback Jacory Harris entered the 2009 season snapping a streak of at least 16 years since a player from Miami-Dade County quarterbacked a University of Miami team. Hialeah High School's Ryan Collins started the last seven games of the 1993 season, but did not go into the season as the starter. Kary Baker was the last Miami-Dade County quarterback to enter the season as the starting quarterback. Baker, from Miami-Edison High School, was UM's starter in 1974 and also was Miami's first African-American quarterback.

MIAMI QUARTERBACKS SINCE 1974

Year	Quarterback	High School
2009	Jacory Harris	Miami
2008	Robert Marve	Tampa
2007	Kyle Wright	Danville, Calif.
2006	Kyle Wright	Danville, Calif.
2005	Kyle Wright	Danville, Calif.
2004	Brock Berlin	Shreveport, La.
2003	Brock Berlin	Shreveport, La.
2002	Ken Dorsey	Orinda, Calif.
2001	Ken Dorsey	Orinda, Calif.
2000	Ken Dorsey	Orinda, Calif.
1999	Ken Dorsey	Orinda, Calif.
1998	Scott Covington	Laguna Niguel, Calif.
1997	Ryan Clement	Denver, Colo.
1996	Ryan Clement	Denver, Colo.
1995	Ryan Clement	Denver, Colo.
1994	Frank Costa	Philadelphia, Pa.
1993	Frank Costa	Philadelphia, Pa.
	Ryan Collins	Pembroke Pines
1992	Gino Torretta	Pinole, Calif.
1991	Gino Torretta	Pinole, Calif.
1990	Craig Erickson	West Palm Beach
1989	Craig Erickson	West Palm Beach
1988	Steve Walsh	St. Paul, Minn.
1987	Steve Walsh	St. Paul, Minn.
1986	Vinny Testaverde	Elmont, N.Y.
1985	Vinny Testaverde	Elmont, N.Y.
1984	Bernie Kosar	Boardman, Ohio
1983	Bernie Kosar	Boardman, Ohio
1982	Mark Richt	Boca Raton
1981	Jim Kelly	East Brady, Pa.
1980	Jim Kelly	East Brady, Pa.
1979	Mike Rodrigue	Tallahassee
1978	Kenny McMillian	DeLand
1977	Kenny McMillian	DeLand
	E.J. Baker	Lakeland
1976	E.J. Baker	Lakeland
1975	E.J. Baker	Lakeland
1974	Kary Baker	Miami

Defensive DOMINANCE

▶ The University of Miami has always taken pride in its defense. From years of Randy Shannon as the defensive coordinator to now John Lovett, the 'Canes have spent most of the decade ranked among the nation's elite defensively.

Miami Defenses From 2001-2010

Year	Total	Rank	Scoring	Rank	Rushing	Rank	Passing	Rank
2010	307.60	22nd	21.00	41st	164.20	80th	143.40	4th
2009	329.62	29th	22.15	37th	122.31	32nd	207.31	43rd
2008	317.5	28th	24.15	56th	151.85	75th	165.62	7th
2007	345.9	33rd	26.0	52nd	133.8	40th	212.2	35th
2006	255.5	7th	15.5	13th	67.9	4th	187.9	40th
2005	270.1	4th	14.3	4th	117.9	23rd	152.2	1st
2004	328.1	28th	17.0	13th	155.0	67th	173.1	9th
2003	257.5	2nd	15.1	4th	114.0	21st	143.5	1st
2002	285.0	7th	19.1	22nd	165.3	72nd	119.7	1st
2001	270.9	6th	9.4	1st	132.7	40th	138.2	2nd

Cooper AT IT AGAIN

▶ Senior running back Graig Cooper is on pace to rank among the greatest yardage gainers in school history. Cooper currently ranks fifth in school history with 3,461 career all-purpose yards. He needs 933 yards to tie Santana Moss for the most all-purpose yards in school history.

TOP 10 SINGLE SEASON ALL-PURPOSE YARDS IN UM HISTORY

Rank	Player (Year)	Rush + Rec + Return	Yards
1	Santana Moss (97-00)	277 + 2546 + 1196	4,394
2	Ottis Anderson (75-78)	1,266 + 47 + 395	4,265
3	Edgerrin James (96-98)	2960 + 595 + 35	3,590
4	Eddie Dunn (36-38)	1778 + 32 + 1666	3,476
5	Graig Cooper (07-pr)	2262 + 387 + 866	3,504
6	Chuck Foreman (70-72)	1631 + 732 + 992	3,355
7	James Jackson (96-00)	2953 + 278	3,231
8	Tom Sullivan (69-71)	1,541 + 332 + 1132	3,005
9	Alonzo Highsmith (83-86)	1914 + 977 + 44	2,935
10	Mark Rush (79-82)	760 + 989 + 1,066	2,815

▶ Not only is Cooper among the all-time leaders in all-purpose yards, but he currently ranks fifth in school history with 2,250 career rushing yards.

MIAMI'S CURRENT TOP 10 CAREER RUSHING YARDAGE LEADERS

1.	Ottis Anderson	3,331
2.	Edgerrin James	2,960
3.	James Jackson	2,953
4.	Clinton Portis	2,523
5.	Graig Cooper	2,250

Miami-NOTRE DAME FOOTBALL SERIES SET

▶ The University of Miami and the University of Notre Dame have officially come to an agreement on the dates and sites of a future three-game football series between the schools.

▶ The series will open with a neutral site game at Soldier Field in Chicago on Saturday, Oct. 6, 2012. Game two of the series is scheduled for four years later, with the Hurricanes traveling to South Bend, Ind. to face the Fighting Irish on Saturday, Oct. 8, 2016 at Notre Dame Stadium. The final game of the contract will be played at Sun Life Stadium in Miami Gardens, Fla. on Saturday, Nov. 25, 2017.

▶ The last time the two teams met in Miami, the Hurricanes cruised to a 27-10 win over Notre Dame at the Orange Bowl in 1989. Three of Miami's wins over Notre Dame came during the regular season of the Hurricanes' 1983, 1987 and 1989 national championship years. Notre Dame leads the all-time series between the two schools, 15-7-1.

▶ Miami and Notre Dame recently made national headlines when it was announced the two programs would share the American Football Coaches Association's 2009 Academic Achievement Award, as both schools recorded a 100 percent graduation rate for members of its freshman football student-athlete class of 2002.

Hurricanes ON PRESEASON LISTS

▶ Several Hurricanes have been getting some preseason accolades. Here is a look at who on the UM roster has been named to a national preseason watch list:

JACORY HARRIS

Manning Quarterback Award Watch List
 Davey O'Brien Award Watch List

MATT BOSHER

Groza Award Watch List
 Preseason All-ACC Selection
 Lowes Senior CLASS Award Candidate

BRANDON HARRIS

Nagurski Trophy Watch List
 Preseason All-ACC Selection
 Thorpe Award Watch List

LEONARD HANKERSON

Biletnikoff Award Watch List

GRAIG COOPER

Paul Hornung Award Watch List

ALLEN BAILEY

Rotary Lombardi Award Watch List
 Nagurski Trophy Watch List

ORLANDO FRANKLIN

Outland Trophy Watch List

MARCUS FORSTON

Outland Trophy Watch List

COLIN MCCARTHY

Butkus Award Watch List

SEAN SPENCE

Butkus Award Watch List

Miami's SHANNON SIGNS NEW FOUR-YEAR CONTRACT

▶ University of Miami Director of Athletics Kirby Hocutt announced on May 12 that head football coach Randy Shannon has signed a new four-year contract.

"There's no other place I'd rather be than coaching Hurricanes football. I'm excited about the momentum we continue to build and our strong recruiting classes," said Coach Shannon. "We have dedicated student athletes and experienced and committed coaching staff, a strong athletic program and the University leadership's support -- all important components consistent with long term success."

▶ Shannon, 44, took over the Hurricanes' program in 2007 and has led Miami to two bowl game appearances in three seasons. After going 5-7 in his first season as a head coach, Shannon led the Hurricanes to a 7-6 record in 2008 with an appearance in the Emerald Bowl. In 2009, the Hurricanes had a breakout season winning three games against Top 25 opponents to start the season enroute to a 9-4 campaign and a third place finish in the Atlantic Coast Conference. Miami ended the season with an appearance in the Champs Sports Bowl.

"We are very proud of the positive steps our football program has taken under the leadership of Coach Shannon," said UM Director of Athletics Kirby Hocutt. "With a commitment to excellence in the classroom, in the community, and in competition, we are well on our way, once again, to the top of the college football world."

▶ Shannon has also had a tremendous impact on the football program off the field. The program was among those honored by the National Collegiate Athletic Association (NCAA) for its latest Academic Progress Report score (APR) released yesterday. It was recognized as having posted a multi-year APR score in the top 10 percent. Miami was the only Bowl Championship Subdivision (BCS) team among the 26 schools recognized that finished ranked in the final USA Today Coaches Poll and Associated Press poll after the 2009 season. UM and Duke were the only two Atlantic Coast Conference football programs recognized.

Spring GAME RECAP

▶ Travis Benjamin hauled in six catches for 171 yards and a touchdown and quarterbacks Stephen Morris and Spencer Whipple combined for 321 passing yards and three TDs as the Hurricanes defeated Miami, 58-53, in the University of Miami football team's annual spring game Saturday at Traz Powell Stadium in front of an estimated capacity crowd of 10,000.

▶ Team Hurricanes were comprised of the second and third team offenses and the first team, defense while Team Miami was comprised of the first team offense and second and third team defenses. The offenses earned six points for a touchdown, three points for a field goal, one point for an extra point, one point for crossing the 50-yard line and one point for every first down. The defenses earned one point for a three-and-out, two points for an interception, two points for a fumble recovery and six points for a touchdown.

▶ Morris completed 12-of-21 passes for 209 yards, two touchdowns and one interception. Whipple went 7-of-16 for 112 yards and one touchdown. A.J. Highsmith quarterbacked Miami and went 11-of-20 for 131 yards with three touchdowns and two interceptions.

▶ Kendal Thompkins caught a game-high eight passes for 84 yards and one touchdown for the Hurricanes. Leonard Hankerson had three receptions for 61 yards and two touchdowns.

▶ Linebacker Sean Spence led the Hurricanes with eight tackles. Vaughn Telemaque added six tackles for the Hurricanes. Brandon McGee had seven tackles and two pass breakups for Miami while safety Ray Ray Armstrong intercepted two passes.

Gino TORRETTA ENSHRINED IN COLLEGE FOOTBALL HOF

▶ Former University of Miami quarterback Gino Torretta was enshrined into the National Football Foundation (NFF) College Football Hall of Fame in South Bend, Ind. on July 17. Torretta is the sixth Hurricane to be selected for induction, as he joined former student-athletes Bennie Blades, (2006), Don Bosseler (1990) and Ted Hendricks (1987) along with coaches Andy Gustafson (1985) and Jack Harding (1980) in the Hall.

▶ Torretta, along with the 23 other inductees in this year's class, took part in two full days of activities in conjunction with the enshrinement, which was held Saturday night at the Century Center Convention Center.

▶ A key factor in many of Miami's national championship-contending teams, Torretta became one of the most decorated players in college football history, claiming unanimous First Team All-America honors, the Heisman Trophy, Davey O'Brien, Johnny Unitas Golden Arm, Maxwell and Walter Camp awards in 1992.

'Canes AND THE LEAGUE

▶ More than 275 former Hurricanes have gone on to play in the NFL.
 ▶ 33 Hurricanes have been a part of a Super Bowl winning team and a total of 67 former Canes have played in a Super Bowl.
 ▶ Three Hurricanes - Jonathan Vilma, Jeremy Shockey and Glenn Sharpe -- were members of the Super Bowl XLIV Champion New Orleans Saints this past season.
 ▶ 41 former Hurricanes are currently with NFL teams as of Oct. 8, 2010.

ARIZONA CARDINALS

Calais Campbell DL

ATLANTA FALCONS

Spencer Adkins LB

BUFFALO BILLS

Roscoe Parrish WR

BALTIMORE RAVENS

Tavares Gooden LB
 Ray Lewis LB
 Willis McGahee RB
 Ed Reed S

CAROLINA PANTHERS

Jon Beason LB

CHICAGO BEARS

Devin Hester WR/PR
 Greg Olsen TE

DALLAS COWBOYS

Leon Williams LB

DENVER BRONCOS

D.J. Williams LB

DETROIT LIONS

Jason Fox OT

GREEN BAY PACKERS

Sam Shields CB

HOUSTON TEXANS

Rashad Butler OL
 Andre Johnson WR
 Chris Myers OL
 Darryl Sharpton LB
 Eric Winston OL

INDIANAPOLIS COLTS

Reggie Wayne WR
 Javaris James RB

MIAMI DOLPHINS

Vernon Carey OL

MINNESOTA VIKINGS

Bryant McKinnie OL

NEW ENGLAND PATRIOTS

Javaris James RB
 Brandon Meriweather S
 Vince Wilfork DL

NEW ORLEANS SAINTS

Jimmy Graham TE
 Jeremy Shockey TE
 Jonathan Vilma LB

NEW YORK GIANTS

Bruce Johnson DB
 Sinorice Moss (IR) WR
 Kenny Phillips S
 Antrel Rolle DB

PHILADELPHIA EAGLES

Antonio Dixon DL

SAN FRANCISCO 49ERS

Frank Gore RB

SEATTLE SEAHAWKS

Kelly Jennings DB

TAMPA BAY BUCCANEERS

Kellen Winslow TE

WASHINGTON REDSKINS

Phillip Buchanon CB
 Rocky McIntosh LB
 Santana Moss WR
 Clinton Portis RB

'Canes IN THE PRO BOWL

▶ Eleven former University of Miami football players were named to the 2010 NFL Pro Bowl, easily the highest representation for any school in the nation. The list included:

CB	Antrel Rolle	Arizona Cardinals
WR	Andre Johnson	Houston Texans
WR	Reggie Wayne	Indianapolis Colts
RB	Clinton Portis	Washington Redskins
LB	Ray Lewis	Baltimore Ravens
LB	Jon Beason	Carolina Panthers
S	Ed Reed	Baltimore Ravens
RB	Frank Gore	San Francisco 49ers
S	Brandon Meriweather	New England Patriots
DT	Vince Wilfork	New England Patriots
OT	Bryant McKinnie	Minnesota Vikings

'Canes IN THE NFL - WEEK 5

▶ Here are some of the Top performances by 'Canes from Week 5 of the NFL season:

Santana Moss - Washington Redskins WR vs. Green Bay

- Continues to thrive with McNabb at QB, catching seven passes for 118 yards in a win

D.J. Williams - Denver Broncos LB vs. Baltimore

- Had a game-high 15 tackles (10 solo, five assists) in road loss to the Ravens

Andre Johnson - Houston Texans vs. New York Giants

- Bounced back from an injury with a five-catch, 95-yard performance in a losing effort

Kellen Winslow - Tampa Bay Buccaneers TE vs. Cincinnati

- Had another strong showing with six catches for 75 yards in road win

Reggie Wayne - Indianapolis Colts WR vs. Kansas City

- Hauled in six ball for 75 yards in home win over the Chiefs

Jon Beason - Carolina Panthers LB vs. Chicago

- Recorded 10 tackles (eight solo) in home loss to the Bears

Jonathan Vilma - New Orleans Saints LB vs. Arizona

- Tallied seven combined tackles (five solo) and a sack in a road loss to the Cardinals

Antonio Dixon - Philadelphia Eagles vs. San Francisco

- Finished with four tackles (all solo) and a sack in a road win over the 49ers

Frank Gore - San Francisco 49ers RB vs. Philadelphia

- Had 52 yards rushing, 21 receiving and one receiving TD in home loss to Philly

Willis McGahee - Baltimore Ravens RB vs. Denver

- Had 10 carries for 67 yards and a touchdown in home win over Denver

Rocky McIntosh - Washington Redskins LB vs. Green Bay

- Recorded seven combined tackles (2-5) in home win over the Packers

Antrel Rolle - New York Giants FS vs. Houston

- Finished with a team-best six combined tackles (five solo) in road win over the Texans

Roscoe Parrish - Buffalo Bills WR vs. Jacksonville

- Had four catches for 58 yards in a home loss to the Jaguars

Ray Lewis - Baltimore Ravens LB vs. Denver

- Finished with a team-best six tackles (five solo) in home win over the Broncos

Jeremy Shockey - New Orleans Saints TE vs. Arizona

- One of several 'Canes to help extend Miami's NFL TD streak to 127 straight weeks

2010 ALPHABETICAL ROSTER

No.	Name	Class	Pos.	Ht.	Wt.	Hometown/High School/College
26	Ray-Ray Armstrong	Soph.	DB	6-4	215	Sanford, Fla./Seminole HS
57	Allen Bailey	Sr.	DL	6-4	285	Sapelo, Ga./McIntosh County Academy
73	Jermaine Barton	Fr.	OL	6-7	283	Fort Lauderdale, Fla./St. Thomas Aquinas HS
3	Travis Benjamin	Jr.	WR	5-11	176	Belle Glade, Fla./Glades Central HS
20	Damien Berry	Sr.	RB	6-0	215	Belle Glade, Fla./Glades Central HS
25	Matt Boshier	Sr.	P/PK	6-0	205	Jupiter, Fla./Jupiter HS
76	Jeffrey Brown	Fr.	DL	6-3	275	Evanston, Ill./Evanston HS
45	Ramon Buchanan	Jr.	LB	6-1	220	Melbourne, Fla./Palm Bay HS
79	Malcolm Bunche	Fr.	OL	6-7	328	Newark, Del./Milford (N.Y.)/Newark HS
47	LaRon Byrd	Jr.	WR	6-4	215	Hahnville, La./Hahnville HS
94	Kelvin Cain	Fr.	LB	6-3	226	Clovis, Calif./Buchanan HS
43	John Calhoun	Jr.	FB	6-3	255	Micco, Fla./Sebastian River HS
37	Jared Campbell	Sr.	DB	6-0	205	Aurora, Colo./Overland HS
32	Lee Chambers	Jr.	DB	5-10	195	Coffeeville, Miss./Coffeeville HS
23	Eduardo Clements	Fr.	RB	5-9	190	Miami, Fla./Booker T. Washington HS
82	Asante Cleveland	Fr.	TE	6-5	245	Sacramento, Calif./Christian Brothers HS
2	Graig Cooper	Sr.	RB	6-0	205	Memphis, Tenn./Melrose/Milford Prep
39	Tyrone Cornileus	Fr.	LB	6-2	195	Stone Mountain, Ga./Stephenson HS
18	Devont'a Davis	Fr.	DB	6-1	175	Gainesville, Fla./Gainesville HS
49	Dyron Dye	R-Fr.	DL	6-5	255	Sanford, Fla./Seminole HS
70	Jonathan Feliciano	Fr.	OL	6-5	330	Davie, Fla./Western HS
61	Joel Figueroa	Sr.	OL	6-6	323	Miami, Fla./North Miami HS
9	Chase Ford	Jr.	TE	6-6	245	Corrigan, Texas/Kilgore JC/Corrigan-Camden
99	Marcus Forston	Soph.	DL	6-3	305	Miami, Fla./Northwestern HS
74	Orlando Franklin	Sr.	OL	6-7	312	Delray Beach, Fla./Atlantic HS
58	Jordan Futch	Jr.	LB	6-3	240	Hollywood, Fla./Chaminade Madonna College Prep
59	James Gaines	Fr.	LB	6-3	205	Getzville, N.Y./Canisius HS
28	Nathan Gholston	Soph.	DB	5-7	180	Westland, Mich./Plymouth HS
69	Sean Goldstein	Soph.	LB	6-0	225	Dresher, Pa./Chestnut Hill Academy
84	Richard Gordon	Sr.	TE	6-4	265	Miami, Fla./Norland/Milford Prep (N.Y.)
51	Shayon Green	R-Fr.	LB	6-3	230	Tifton, Ga./Tifton County HS
66	Harland Gunn	Jr.	OL	6-2	315	Omaha, Neb./Central HS
33	Maurice Hagens	Fr.	RB	5-11	232	Riverview, Fla./Tampa Bay Tech HS
19	Darion Hall	Fr.	RB	5-11	190	Naples, Fla./Lely HS
85	Leonard Hankerson Sr.	WR	6-3	205	Fort Lauderdale, Fla./St. Thomas Aquinas HS	
1	Brandon Harris	Jr.	DB	5-11	195	Miami, Fla./Booker T. Washington HS
12	Jacory Harris	Jr.	QB	6-4	200	Miami, Fla./Northwestern HS
77	Seantrel Henderson	Fr.	OL	6-8	355	St. Paul, Minn./Cretin-Hall Derham HS
11	Alonzo Highsmith	Soph.	QB	6-0	195	Missouri City, Texas/Hightower HS
13	Ryan Hill	Sr.	DB	6-0	205	Tallahassee, Fla./Rickards HS
30	Patrick Hill	Sr.	FB	5-9	255	Torrance, Calif./Fairfax HS (Calif.)/EI Camino
63	Tyler Horn	Jr.	OL	6-4	295	Memphis, Tenn./University HS
92	Josh Holmes	Sr.	DL	6-0	280	San Diego, Calif./Point Loma HS
34	C.J. Holton	Soph.	LB	6-1	230	Crawfordville, Fla./Wakulla HS
80	Allen Hurns	Fr.	WR	6-3	180	Miami, Fla./Carol City HS
60	Chris Ivory	Jr.	LS	6-2	228	Bellevue, Fla./Bellevue HS
5	Mike James	Soph.	RB	6-0	217	Haines City, Fla./Ridge Community HS
4	Aldarius Johnson	Jr.	WR	6-3	200	Miami, Fla./Northwestern HS
81	Davon Johnson	Soph.	WR	6-0	185	Miami, Fla./Booker T. Washington HS

No.	Name	Class	Pos.	Ht.	Wt.	Hometown/High School/College
78	Jermaine Johnson	R-Fr.	OL	6-6	330	Fort Lauderdale, Fla./Hargrave Military Academy
24	Storm Johnson	Fr.	RB	6-0	218	Loganville, Ga./Loganville HS
55	Ben Jones	Soph.	OL	6-5	300	Miami, Fla./Northwestern HS
98	Jeremy Lewis	Jr.	DL	6-4	310	West Palm Beach, Fla./Palm Beach Lakes
65	Brandon Linder	Fr.	OL	6-6	300	Southwest Ranches, Fla./St. Thomas Aquinas
44	Colin McCarthy	Sr.	LB	6-2	240	Birdsboro, Pa./Clearwater (Fla.) Central Catholic
62	Shane McDermott	Fr.	OL	6-4	280	Lake Worth, Fla./Palm Beach Central HS
21	Brandon McGee	Soph.	DB	6-0	180	Plantation, Fla./Plantation HS
6	Lamar Miller	R-Fr.	RB	5-11	210	Miami, Fla./Killian HS
17	Stephen Morris	Fr.	QB	6-2	183	Miami, Fla./Monsignor Pace HS
38	Cory Nelms	Sr.	DB	6-0	195	Neptune, N.J./Neptune HS
52	Kevin Nelson	Fr.	LB	6-0	213	Gainesville, Fla./Gainesville HS
29	JoJo Nicolas	Jr.	DB	6-1	205	Homestead, Fla./Homestead Senior HS
97	Adewale Ojomo	Jr.	DL	6-4	260	Hialeah, Fla./Hialeah HS
53	Levi Paalua	Soph.	LB	6-2	225	Laie, Hawaii/Kahuku HS
27	Keion Payne	Fr.	DB	5-10	177	Fort Lauderdale, Fla./St. Thomas Aquinas HS
96	Curtis Porter	Soph.	DL	6-1	315	Charlotte, N.C./Victory Christian HS
54	Micanor Regis	Jr.	DL	6-3	305	Pahokee, Fla./Pahokee HS
15	Jamal Reid	R-Fr.	DB	6-1	190	Mayo, Fla./Lafayette HS
36	Kylan Robinson	Sr.	LB	6-1	235	Anchorage, Alaska/Tampa Chamberlain HS
93	Luther Robinson	R-Fr.	DL	6-3	295	Fort Pierce, Fla./Westwood HS
56	Marcus Robinson	Jr.	DL	6-1	240	Homestead, Fla./Homestead HS
22	Kacy Rodgers	Fr.	DB	6-2	195	Southlake, Texas/Southlake Carroll HS
88	Billy Sanders	R-Fr.	TE	6-4	248	Phoenix, Ariz./Brophy College Prep
48	Andrew Smith	Jr.	DL	6-3	245	Coconut Creek, Fla./Monarch HS
31	Sean Spence	Jr.	LB	6-0	220	Miami, Fla./Northwestern HS
86	Tommy Streeter	Soph.	WR	6-5	210	Miami, Fla./Northwestern HS
87	Andrew Tallman	Fr.	TE	6-5	245	Carthage, N.Y./Boston College HS
7	Vaughn Telemaque	Soph.	DB	6-2	207	Long Beach, Calif./Long Beach Poly HS
83	Kendal Thompkins	Soph.	WR	5-10	182	Miami, Fla./Northwestern HS
8	DeMarcus Van Dyke	Sr.	DB	6-1	185	Miami, Fla./Pace HS
35	Olivier Vernon	Soph.	DL	6-4	250	Miami, Fla./American HS
46	Clive Walford	Fr.	TE	6-5	235	Belle Glade, Fla./Glades Central HS
72	Brandon Washington	Soph.	OL	6-4	330	Miami, Fla./Milford (N.Y.) Academy
75	Jared Wheeler	R-Fr.	OL	6-5	315	Miami, Fla./American Heritage HS
16	Spencer Whipple	Jr.	QB	6-2	210	Miami, Fla./Pine Richland (Pa.) HS/UMass
71	Cory White	R-Fr.	OL	6-6	270	Orange Park, Fla./Fleming Island HS
40	Jake Wieclaw	Soph.	K	6-2	200	New Lenox, Ill./Lincoln Way Central HS
41	Travis Williams	Fr.	LB	6-3	202	Norfolk, Va./Lake Taylor HS

Additional Walk-Ons

Latwan Anderson	Fr.	DB	5-10	170	Cleveland, Ohio/Glenville Academy
Ben Bruneau	Soph.	WR	6-2	210	Opa-Locka, Fla./UCLA/Monsignor Pace HS
Akil Craig	Soph.	LB	6-1	200	Tampa, Fla./Jesuit HS
Cameron Dean	Fr.	K/P	6-3	245	Gulfstream, Fla./Saint Andrew's School
Ben Hopfinger	Fr.	K	6-0	188	Plantation, Fla./St. Thomas Aquinas HS
Erik Lichter	Soph.	LB	6-0	225	Coconut Grove, Fla./Northeastern/Gulliver Prep
Eduardo Lopez	Fr.	OL	6-1	315	Miami, Fla./Southwest Miami HS
Shawn O'Dare	Soph.	WR	5-10	185	Vero Beach, Fla./Vero Beach HS
David Thompson	R-Fr.	FB	5-10	250	Miami, Fla./Coral Reef HS

PRONUNCIATION GUIDE

Matt Boshier	BOSH-er
Ben Bruneau	Broo-NO
Ramon Buchanan	ray-mon
LaRon Byrd	luh-RON
Jared Campbell	JAIR-ed
Asante Cleveland	AH-sohn-tay
Graig Cooper	GREG
Akil Craig	A-KEEL
Devont'a Davis	dah-VON-tay
Dyron Dye	DYE-ron
Jonathan Feliciano	FAH-lee-see-ah-no
Joel Figueroa	Jo-el fig-er-OH-uh

Shayon Green	SHAY-on
Davon Johnson	duh-VON
Erik Lichter	LICK-ter
JoJo Nicholas	NICK-o-less
Adewale Ojomo	ad-uh-WALL-ee o-JO-mo
Levi Paalua	PAH-ah-lu-ah
Keion Payne	KEY-ahn
Micanor Regis	muh-connor REE-gis
Kylan Robinson	KIE-lin
Vaughn Telemaque	TELL-uh-mack
Olivier Vernon	OH-liv-ee-ay
Jake Wieclaw	WHY-claw

2010 NUMERICAL ROSTER

No.	Name	Class	Pos.	Ht.	Wt.	Hometown/High School/College
1	Brandon Harris	Jr.	DB	5-11	195	Miami, Fla./Booker T. Washington HS
2	Graig Cooper	Sr.	RB	6-0	205	Memphis, Tenn./Melrose HS/Milford Prep
3	Travis Benjamin	Jr.	WR	5-11	176	Belle Glade, Fla./Glades Central HS
4	Aldarius Johnson	Jr.	WR	6-3	200	Miami, Fla./Northwestern HS
5	Mike James	Soph.	RB	6-0	217	Haines City, Fla./Ridge Community HS
6	Lamar Miller	R-Fr.	RB	5-11	210	Miami, Fla./Killian HS
7	Vaughn Telemaque	Soph.	DB	6-2	207	Long Beach, Calif./Long Beach Poly HS
8	DeMarcus Van Dyke	Sr.	DB	6-1	185	Miami, Fla./Pace HS
9	Chase Ford	Jr.	TE	6-6	245	Corrigan, Texas/Kilgore JC/Corrigan-Camden
11	Alonzo Highsmith	Soph.	QB	6-0	295	Missouri City, Texas/Hightower HS
12	Jacory Harris	Jr.	QB	6-4	200	Miami, Fla./Northwestern HS
13	Ryan Hill	Sr.	DB	6-0	205	Tallahassee, Fla./Rickards HS
15	Jamal Reid	R-Fr.	DB	6-1	190	Mayo, Fla./Lafayette HS
16	Spencer Whipple	Jr.	QB	6-2	210	Miami, Fla./Pine Richland (Pa.) HS/UMass
17	Stephen Morris	Fr.	QB	6-2	183	Miami, Fla./Monsignor Pace HS
18	Devont'a Davis	Fr.	DB	6-1	175	Gainesville, Fla./Gainesville HS
19	Darion Hall	Fr.	RB	5-11	190	Naples, Fla./Lely HS
20	Damien Berry	Sr.	RB	6-0	215	Belle Glade, Fla./Glades Central HS
21	Brandon McGee	Soph.	DB	6-0	180	Plantation, Fla./Plantation HS
22	Kacy Rodgers	Fr.	DB	6-2	195	Southlake, Texas/Southlake Carroll HS
23	Eduardo Clements	Fr.	RB	5-9	190	Miami, Fla./Booker T. Washington HS
24	Storm Johnson	Fr.	RB	6-0	218	Loganville, Ga./Loganville HS
25	Matt Boshier	Sr.	P/PK	6-0	205	Jupiter, Fla./Jupiter HS
26	Ray-Ray Armstrong	Soph.	DB	6-4	215	Sanford, Fla./Seminole HS
27	Keion Payne	Fr.	DB	5-10	177	Fort Lauderdale, Fla./St. Thomas Aquinas
28	Nathan Gholston	Soph.	DB	5-7	180	Westland, Mich./Plymouth HS
29	JoJo Nicolas	Jr.	DB	6-1	205	Homestead, Fla./Homestead Senior HS
30	Patrick Hill	Sr.	FB	5-9	255	Torrance, Calif./Fairfax HS (Calif.)El Camino C.C.
31	Sean Spence	Jr.	LB	6-0	220	Miami, Fla./Northwestern HS
32	Lee Chambers	Jr.	RB	5-10	195	Coffeeville, Miss./Coffeeville HS
33	Maurice Hagens	Fr.	RB	5-11	232	Riverview, Fla./Tampa Bay Tech HS
34	C.J. Holton	Soph.	LB	6-1	230	Crawfordville, Fla./Wakulla HS
35	Olivier Vernon	Soph.	DL	6-4	250	Miami, Fla./American HS
36	Kylan Robinson	Sr.	LB	6-1	235	Anchorage, Alaska/Tampa Chamberlain HS
37	Jared Campbell	Sr.	DB	6-0	205	Aurora, Colo./Overland HS
38	Cory Nelms	Sr.	DB	6-0	195	Neptune, N.J./Neptune HS
39	Tyrone Cornileus	Fr.	LB	6-2	195	Stone Mountain, Ga./Stephenson HS
40	Jake Wieclaw	Soph.	K	6-2	200	New Lenox, Ill./Lincoln Way Central HS
43	John Calhoun	Jr.	FB	6-3	255	Micco, Fla./Sebastian River HS
44	Colin McCarthy	Sr.	LB	6-2	240	Birdsboro, Pa./Clearwater (Fla.) Central Catholic
45	Ramon Buchanan	Jr.	LB	6-1	220	Melbourne, Fla./Palm Bay HS
46	Clive Walford	Fr.	TE	6-5	235	Belle Glade, Fla./Glades Central HS
47	LaRon Byrd	Jr.	WR	6-4	215	Hahnville, La./Hahnville HS
48	Andrew Smith	Jr.	DL	6-3	245	Coconut Creek, Fla./Monarch HS
49	Dyron Dye	R-Fr.	DL	6-5	255	Sanford, Fla./Seminole HS
51	Shayon Green	R-Fr.	LB	6-3	230	Tifton, Ga./Tifton County HS
52	Kevin Nelson	Fr.	LB	6-0	213	Gainesville, Fla./Gainesville HS
53	Levi Paalua	Soph.	LB	6-2	225	Laie, Hawaii/Kahuku HS
54	Micanor Regis	Jr.	DL	6-3	305	Pahokee, Fla./Pahokee HS
55	Ben Jones	Soph.	OL	6-5	300	Miami, Fla./Northwestern HS
56	Marcus Robinson	Jr.	DL	6-1	240	Homestead, Fla./Homestead HS

No.	Name	Class	Pos.	Ht.	Wt.	Hometown/High School/College
57	Allen Bailey	Sr.	DL	6-4	285	Sapelo, Ga./McIntosh County Academy
58	Jordan Futch	Jr.	LB	6-3	240	Hollywood, Fla./Chaminade Madonna
59	James Gaines	Fr.	LB	6-3	205	Getzville, N.Y./Canisius HS
60	Chris Ivory	Jr.	LS	6-2	228	Bellevue, Fla./Bellevue HS
61	Joel Figueroa	Sr.	OL	6-6	323	Miami, Fla./North Miami HS
62	Shane McDermott	Fr.	OL	6-4	280	Lake Worth, Fla./Palm Beach Central HS
63	Tyler Horn	Jr.	OL	6-4	295	Memphis, Tenn./University HS
65	Brandon Linder	Fr.	OL	6-6	300	Southwest Ranches, Fla./St. Thomas Aquinas
66	Harland Gunn	Jr.	OL	6-2	315	Omaha, Neb./Central HS
69	Sean Goldstein	Soph.	LB	6-0	225	Dresher, Pa./Chestnut Hill Academy
70	Jonathan Feliciano	Fr.	OL	6-5	330	Davie, Fla./Western HS
71	Cory White	R-Fr.	OL	6-6	270	Orange Park, Fla./Fleming Island HS
72	Brandon Washington	Soph.	OL	6-4	330	Miami, Fla./Milford (N.Y.) Academy
73	Jermaine Barton	Fr.	OL	6-7	283	Fort Lauderdale, Fla./St. Thomas Aquinas
74	Orlando Franklin	Sr.	OL	6-7	312	Delray Beach, Fla./Atlantic HS
75	Jared Wheeler	R-Fr.	OL	6-5	315	Miami, Fla./American Heritage HS
76	Jeffrey Brown	Fr.	DL	6-3	275	Evanston, Ill./Evanston HS
77	Seantrel Henderson	Fr.	OL	6-8	355	St. Paul, Minn./Cretin-Hall Derham HS
78	Jermaine Johnson	R-Fr.	OL	6-6	330	Fort Lauderdale, Fla./Hargrave Military
79	Malcolm Bunche	Fr.	OL	6-7	328	Newark, Del./Milford (N.Y.)/Newark HS
80	Allen Hurns	Fr.	WR	6-3	180	Miami, Fla./Carol City HS
81	Davon Johnson	Soph.	WR	6-0	185	Miami, Fla./Booker T. Washington HS
82	Asante Cleveland	Fr.	TE	6-5	245	Sacramento, Calif./Christian Brothers HS
83	Kendal Thompkins	Soph.	WR	5-10	182	Miami, Fla./Northwestern HS
84	Richard Gordon	Sr.	TE	6-4	265	Miami, Fla./Norland/Milford Prep (N.Y.)
85	Leonard Hankerson	Sr.	WR	6-3	205	Fort Lauderdale, Fla./St. Thomas Aquinas
86	Tommy Streeeter	Soph.	WR	6-5	210	Miami, Fla./Northwestern HS
87	Andrew Tallman	Fr.	TE	6-5	245	Carthage, N.Y./Boston College HS
88	Billy Sanders	R-Fr.	TE	6-4	248	Phoenix, Ariz./Brophy College Preparatory
91	Travis Williams	Fr.	LB	6-3	202	Norfolk, Va./Lake Taylor HS
92	Josh Holmes	Sr.	DL	6-0	280	San Diego, Calif./Point Loma HS
93	Luther Robinson	R-Fr.	DL	6-3	295	Fort Pierce, Fla./Westwood HS
94	Kelvin Cain	Fr.	LB	6-3	226	Clovis, Calif./Buchanan HS
95	David Perry	Fr.	DL	6-7	230	Pembroke Pines, Fla./University School
96	Curtis Porter	Soph.	DL	6-1	315	Charlotte, N.C./Victory Christian HS
97	Adewale Ojomo	Jr.	DL	6-4	260	Hialeah, Fla./Hialeah HS
98	Jeremy Lewis	Jr.	DL	6-4	310	West Palm Beach, Fla./Palm Beach Lakes
99	Marcus Forston	Soph.	DL	6-3	305	Miami, Fla./Northwestern HS

Additional Walk-Ons

Latwan Anderson	Fr.	DB	5-10	170	Cleveland, Ohio/Glenville Academy
Ben Bruneau	Soph.	WR	6-2	210	Opa-Locka, Fla./UCLA/Monsignor Pace HS
Akil Craig	Soph.	LB	6-1	200	Tampa, Fla./Jesuit HS
Cameron Dean	Fr.	K/P	6-3	245	Gulfstream, Fla./Saint Andrew's School
Ben Hopfinger	Fr.	K	6-0	188	Plantation, Fla./St. Thomas Aquinas HS
Erik Lichter	Soph.	LB	6-0	225	Coconut Grove, Fla./Northeastern/Gulliver Prep
Eduardo Lopez	Fr.	OL	6-1	315	Miami, Fla./Southwest Miami HS
Shawn O'Dare	Soph.	WR	5-10	185	Vero Beach, Fla./Vero Beach HS
David Thompson	R-Fr.	FB	5-10	250	Miami, Fla./Coral Reef HS

DEPTH CHART

OFFENSE

WR	3	Travis Benjamin (5-11, 176, Jr.)
	or 47	LaRon Byrd (6-4, 215, Jr.)
LT	74	Orlando Franklin (6-7, 312, Sr.)
	55	Ben Jones (6-5, 300, Soph.)
	71	Cory White (6-6, 270, R-Fr.)
LG	66	Harland Gunn (6-2, 315, Jr.)
	or 61	Joel Figueroa (6-6, 323, Sr.)
	or 72	Brandon Washington (6-4, 330, Soph.)
C	63	Tyler Horn (6-4, 295, Jr.)
	65	Brandon Linder (6-6, 300, Fr.)
RG	72	Brandon Washington (6-4, 330, Soph.)
	or 61	Joel Figueroa (6-6, 323, Sr.)
	or 66	Harland Gunn (6-2, 315, Jr.)
RT	78	Jermaine Johnson (6-6, 330, R-Fr.)
	or 77	Seantrel Henderson (6-8, 355, Fr.)
TE	84	Richard Gordon (6-4, 265, Sr.)
	9	Chase Ford (6-6, 245, Jr.)
	82	Asante Cleveland (6-5, 245, Fr.)
	88	Billy Sanders (6-4, 248, R-Fr.)
WR	85	Leonard Hankerson (6-3, 205, Sr.)
	or 4	Aldarius Johnson (6-3, 200, Jr.)
QB	12	Jacory Harris (6-4, 200, Jr.)
	11	Alonzo Highsmith (6-0, 195, Soph.)
	16	Spencer Whipple (6-2, 210, Jr.)
HB	20	Damien Berry (6-0, 215, Sr.)
	6	Lamar Miller (5-11, 210, R-Fr.)
	or 5	Mike James (6-0, 217, Soph.)
FB	30	Patrick Hill (5-9, 255, Sr.)
	33	Maurice Hagens (5-11, 232, Fr.)

DEFENSE

LE	57	Allen Bailey (6-4, 285, Sr.)
	56	Marcus Robinson (6-1, 240, Jr.)
	49	Dyron Dye (6-5, 255, R-Fr.)
LT	92	Josh Holmes (6-0, 280, Sr.)
	93	Luther Robinson (6-3, 295, R-Fr.)
RT	54	Micanor Regis (6-3, 305, Jr.)
	99	Marcus Forston (6-3, 305, R-Soph.)
RE	35	Olivier Vernon (6-4, 250, Soph.)
	or 97	Adewale Ojomo (6-4, 260, Jr.)
	or 48	Andrew Smith (6-3, 245, Jr.)
SLB	45	Ramon Buchanan (6-1, 220, Jr.)
	or 36	Kylan Robinson (6-1, 235, Sr.)
MLB	44	Colin McCarthy (6-2, 240, Sr.)
	94	Kelvin Cain (6-3, 226, Fr.)
WLB	31	Sean Spence (6-0, 220, Jr.)
	58	Jordan Futch (6-3, 240, Jr.)
	or 59	James Gaines (6-3, 205, Fr.)
LCB	13	Ryan Hill (6-0, 205, Sr.)
	8	DeMarcus Van Dyke (6-1, 185, Sr.)
RCB	1	Brandon Harris (5-11, 195, Jr.)
	21	Brandon McGee (6-0, 180, Soph.)
SS	26	Ray Armstrong (6-4, 215, Soph.)
	or 29	JoJo Nicolas (6-1, 205, R-Jr.)
FS	7	Vaughn Telemaque (6-2, 207, Soph.)
	22	Kacy Rodgers (6-2, 195, Fr.)
	or 37	Jared Campbell (6-0, 205, Sr.)

SPECIAL TEAMS

PK	25	Matt Boshier (6-0, 205, Sr.)
	40	Jake Wieclaw (6-2, 198, Soph.)
KO	25	Matt Boshier (6-0, 205, Sr.)
	40	Jake Wieclaw (6-2, 198, Soph.)
P	25	Matt Boshier (6-0, 205, Sr.)
	40	Jake Wieclaw (6-2, 198, Soph.)
H	16	Spencer Whipple (6-2, 210, Jr.)
LS	60	Chris Ivory (6-2, 227, Jr.)
	88	Billy Sanders (6-4, 248, R-Fr.)

PR	3	Travis Benjamin (5-11, 176, Jr.)
	6	Lamar Miller (5-11, 210, R-Fr.)
	2	Graig Cooper (6-0, 205, Sr.)
KOR	6	Lamar Miller (5-11, 210, R-Fr.)
	5	Mike James (6-0, 217, Soph.)
KOR	23	Eduardo Clements (5-9, 190, Fr.)
	24	Storm Johnson (6-0, 218, Fr.)

LAST TIME IT HAPPENED

Kickoff Return For TD	By Hurricane: Lamar Miller at Ohio State, 9/11/10, 88 yards, OSU 36-24
	By Opponent: C.J. Spiller, Clemson, 10/24/09, 90 yards, Clemson 40-37 (OT)
Punt Return For TD	By Hurricane: Travis Benjamin at Ohio State, 9/11/10, 79 yards, OSU 36-24
	By Opponent: Ricky Hall, Virginia Tech, 11/13/99, 64 yards, VT 43-10
Blocked Punt Return For TD	By Hurricane: Quadtrine Hill vs. North Carolina, 10/29/05, recovered in end zone, blocked by Quadtrine Hill, UM 34-16
	By Opponent: Bill Schautz, Virginia, 11/07/09, 20 yard return, blocked by Trey Womack, UM 52-17
Interception Return For TD	By Hurricane: Darryl Sharpton vs. Duke, 11/21/09, 73 yards, UM 34-16
	By Opponent: Kendric Burney, North Carolina, 11/14/09, 77 yards, UNC 33-24
Fumble Return For TD	By Hurricane: Marcus Robinson vs. Clemson, 9/20/08, 10/24/09, 53 yards, Clemson 40-37 OT
	By Opponent: Chris Cook, Virginia, 11/10/07, 44 yards, VA 48-0
Safety Recorded	By Hurricanes: vs. Georgia Tech, 9/17/09, Bad snap, Chandler Anderson kicks ball out of end zone, UM 33-17
	By Opponent: at Florida, 9/6/08, Matt Boshier punt blocked out of the endzone, UF 26-3
Shutout at Home	By Hurricanes: vs. Florida A&M, 9/2/10, UM 45-0
	By Opponent: vs. Virginia, 11/10/07, VA 48-0
Shutout On Road	By Hurricanes: at Syracuse, 11/18/00, UM 26-0
	By Opponent: at Florida State, 10/4/97, FSU 47-0
Blocked Punt	By Hurricane: Richard Gordon vs. UCF, 10/11/08, UM 20-14
	By Opponent: Trey Womack, Virginia, 11/08/09, UM 52-17
Blocked Field Goal	By Hurricane: Thomas Carroll vs. Florida, 12/31/04, UM 27-10
	By Opponent: Devon Torrence, Ohio State, blocked 39-yard attempt, 9/11/10, OSU 36-24
Missed Extra Point	By Hurricanes: Matt Boshier, at Clemson, blocked, 10/2/10, UM, 30-21
	By Opponent: Dustin Hopkins, FSU, 9/7/09, UM 38-34
100-Yard Rushing-Game	By Hurricane: Damien Berry, vs. Florida State, 101 yards, 10/9/10, FSU, 45-17
	By Opponent: Chris Thompson, FSU, 158 yards, 10/9/10, FSU, 45-17
200-Yard Rushing-Game	By Hurricane: Willis McGahee vs. Virginia Tech, 205 yards, 39 carries, 12/7/02, UM 56-45
	By Opponent: Tashard Choice, Georgia Tech, 204 yards, 37 carries, 10/13/07, GT 17-14
300-Yard Passing-Game	By Hurricane: Jacory Harris vs. Duke, 348 yards, 11/21/09, 25 of 43, UM 34-16
	By Opponent: Riley Skinner, Wake Forest, 10/31/09, 349 yards, 29 of 43, UM 28-27
400-Yard Passing-Game	By Hurricane: Ken Dorsey at West Virginia, 10/26/02, 422 yards, 22 of 36, UM 40-23
	By Opponent: Luke McCown, Louisiana Tech, 10/28/00, 418 yards, 42 of 72, UM 42-31
500-Yard Passing-Game	By Hurricane: None
	By Opponent: Cade McNown, UCLA, 12/5/98, 513 yards, 26 of 35, UM 49-45
100-199 Yard Receiving-Game	By Hurricane: Leonard Hankerson at Clemson, 147 yards, 10/2/10, UM, 30-21
	By Opponent: C.J. Spiller, Clemson, 10/24/09, 104 yards, 6 receptions, Clemson 40-37 OT
200+Yard Receiving-Game	By Hurricane: Wesley Carroll vs. California, 9/15/90, 208 yards, 11 receptions, UM 52-24
	By Opponent: Gerard Phelan, Boston College, 11/23/84, 226 yards, 11 receptions, BC 47-45
60-69 Yard Punt	By Hurricane: Matt Boshier at Clemson, 61 yards, 10/2/10, UM 30-21
	By Opponent: Durant Brooks, Georgia Tech, 10/28/06, 63 yards, GT 30-23
70+Yard Punt	By Hurricane: Matt Boshier at Duke, 10/18/08, 76 yards, UM 49-31
	By Opponent: Ben Arndt, Georgia Tech, 11/19/05, 78 yards, GT 14-10
50+Yard Field Goal	By Hurricane: Matt Boshier at Ohio State, 9/11/10, 51 yards, OSU 36-24
	By Opponent: Dustin Hopkins, Florida State, 9/7/09, 52 yards, FSU 38-34
Four Field Goals-Game	By Hurricane: Jon Peattie vs. West Virginia, 10/2/03, (22, 32, 43, 30, 23), UM 22-20
	By Opponent: Casey Barth, UNC, 11/14/09 (22, 42, 32, 33), NC 33-27
Five Field Goals-Game	By Hurricane: Jon Peattie vs. West Virginia, 10/2/03, (22, 32, 43, 30, 23), UM 22-20
	By Opponent: Devin Barclay, Ohio State, 9/11/10 (24, 41, 21, 24, 24), OSU 36-24
Three TDs-Game	By Hurricane: Leonard Hankerson, 10/2/10 (22 rec, 65 rec, 7 rec), UM 30-21
	By Opponent: Kyle Parker, Clemson, 10/24/09 (15 pass, 56 pass, 26 pass), Clemson 40-37 OT
Three Rushing TDs-Game	By Hurricane: Tyrone Moss vs. North Carolina, 10/29/05 (1 run, 1 run, 4 run, 15 run), UM 34-16
	By Opponent: Reggie Merriweather, Clemson, 11/6/04 (27, 1, 2), Clemson (24-17 (OT)
Four Rushing TDs-Game	By Hurricane: Tyrone Moss vs. North Carolina, 10/29/05 (1 run, 1 run, 4 run, 15 run), UM 34-16
	By Opponent: Antone Smith, Florida State, 2008, (19, 2, 5, 20), FSU 41-39
Three Passing TDs-Game	By Hurricane: Jacory Harris vs. Florida A&M, 9/2/10 (19 pass, 40 pass, 32 pass), UM 45-0
	By Opponent: Kyle Parker, Clemson, 10/24/09 (15 pass, 56 pass, 26 pass), Clemson 40-37 OT
Five Passing TDs-Game	By Hurricane: (5) Kyle Wright at Wake Forest, 11/12/05, (64, 11, 15, 76, 10), UM 47-17
	(4) Jacory Harris at Duke, 10/18/08, (9, 6, 25, 10), UM 49-31
	By Opponent: (5) Cade McNown, UCLA, 12/5/98, (77, 7, 14, 61, 59), UM 49-45 and (5) Sam Bradford, Oklahoma, 9/8/07 (23, 24, 6, 30, 9), OU 51-13
Three Receiving TDs-Game	By Hurricane: Leonard Hankerson, 10/2/10 (22, 65, 7), UM 30-21
	By Opponent: Malcolm Kelly, Oklahoma, 9/8/07 (23 pass, 24 pass, 30 pass), OU 51-13




U

57

ALLEN BAILEY

Defensive Line
6-4, 285, Senior-3L
Sapelo, Ga.
McIntosh County Academy



- PRESEASON ALL-AMERICA
- NAGURSKI TROPHY WATCH LIST
- TED HENDRICKS AWARD CANDIDATE
- LOMBARDI AWARD CANDIDATE
- 2009 ALL-ACC FIRST TEAM

- ▶ Started all five of Miami's games at defensive end; Has also played DT.
- ▶ Tied for seventh on the team with 19 total tackles
- ▶ Has 4.0 tackles for a loss and one sack
- ▶ Recorded a career-high six tackles at Ohio State (2 - solo, 4 - assists)

RECAPPING 2009 (JUNIOR)

- ▶ Led the 'Canes in sacks (7.0) and tackles for a loss (11.0)
- ▶ Played both defensive tackle and defensive end during the season
- ▶ Led all UM defensive linemen with 34 total tackles on the year
- ▶ Ranked fourth in the ACC in sacks per game (0.58) and tied for seventh in tackles for a loss per game (0.92)
- ▶ Named First Team All-ACC at defensive tackle by the Atlantic Coast Sports Media Association, Rivals.com and Phil Steele
- ▶ Was awarded the Strength Training Athlete of the Year at the team's annual awards banquet on Dec. 6
- ▶ Recorded a career-high tying two sacks in back-to-back games vs. Clemson and at Wake Forest
- ▶ Also set career-highs for total tackles (5 at Wake Forest and at USF) and tackles for a loss (3.0 vs. Clemson and at Wake Forest)
- ▶ Forced fumbles versus Oklahoma and Clemson
- ▶ His forced fumble versus Clemson was returned by teammate Marcus Robinson for a 53-yard touchdown
- ▶ Over the final six games of the regular season, tallied 19 total tackles, 7.5 tackles for a loss, four sacks and a forced fumble
- ▶ Started 10 of his 13 games played

Big BAILEY INSIDE

- ▶ One of the most versatile defenders in the country, senior Allen Bailey is coming off his best season in which he recorded a team-high seven sacks and 11 tackles for a loss.
- ▶ At 6-4, 288, Bailey has played both defensive tackle and defensive end and has been a key to the Hurricanes' pass rush in his career.

ALLEN BAILEY'S CAREER STATISTICS

Year	GP/GS	TACKLES					QB	Sacks	FUMBLES			Int
		TT	UT	AT	TFL	FF			FR	PBU		
2007	12/0	0	0	0	0-0	0	0-0	0	0-0	0	0-0	
2008	12/4	24	15	9	9-56	14	5-46	0	0-0	0	0-0	
2009	13/10	34	19	15	11-77	1	7.0-66	2	0-0	2	0-0	
2010	5/5	19	11	8	4-17	0	1.0-4	0	0-0	1	0-0	
Totals:	42/19	77	45	32	24-150	15	13-116	2	0-0	3	0-0	

ALLEN BAILEY'S CAREER HIGHS

- Total tackles 6, (at Ohio State 2010)
- Solo 4, twice (vs. Clemson 2009, at Pittsburgh 2010)
- Assists 5 (at USF 2009)
- Sacks 2, twice (vs. UCF 2008; vs. Clemson 2009)



25

MATT BOSHER

Placekicker, Punter,
6-0, 205
Senior-3L
Jupiter, Fla.
Jupiter HS



- 2010 LOU GROZA AWARD CANDIDATE**
- 2010 RAY GUY AWARD CANDIDATE**
- 2010 LOWE'S SENIOR CLASS AWARD CANDIDATE**
- 2009 ALL-ACC FIRST TEAM (KICKER)**
- 2009 ALL-ACC SECOND TEAM (PUNTER)**
- 2008 LOU GROZA AWARD SEMIFINALIST**
- 2008 ALL-ACC SECOND TEAM**
- 2008 JACK HARDING AWARD RECIPIENT (TEAM MVP)**

- ▶ Tied school record with his 13th consecutive made field goal in season opener against FAMU after finishing the 2009 season making 12 in a row
- ▶ Had successfully converted 105 straight extra points until a block in the second quarter against Clemson, good enough for second all-time at UM behind Carlos Huerta (157)
- ▶ Averaging 45.5 yards per punt, which leads the ACC

ALREADY IN 2010 (SENIOR):

- ▶ Made 18 of 19 of his extra point attempts this season
- ▶ Tied school record for consecutive field goals with his first field goal of the season with 14:08 to go in the fourth quarter against FAMU, connecting on a 24-yard kick.

RECAPING 2009 (JUNIOR):

- ▶ Named All-ACC first team kicker and second team punter
- ▶ Also chosen to the Rivals.com All-ACC first team as a kicker and to the Phil Steele All-ACC first team as a kicker and second team as a punter
- ▶ Connected on 14-of-16 field goals and ended the season making 12 in a row which is the second-best streak in school history in a career and in a single-season
- ▶ Ranked third in the ACC in field goal percentage (87.5) and was a perfect 50-of-50 in PAT's, which were the most in the ACC and ranked as the second-best

mark in a single season

- ▶ Made 90 consecutive extra-point attempts, which is the third-best streak in a career at Miami
- ▶ In ACC action, tied for the league-lead going 32-of-32 in PAT's
- ▶ Made 10-of-11 field goals of 30-plus yards
- ▶ Earned All-ACC Specialist of the Week honors twice and was a Lou Groza Award Star of the Week
- ▶ As a punter, led the ACC in conference games averaging 42.9 yards per punt on 30 punts in eight games
- ▶ Overall, averaged 42.5 yards per punt in 13 games for the Hurricanes
- ▶ Had at least one punt of 50-plus yards in eight of 13 games and had 23 of 51 punts downed inside the 20-yd line.

MATT BOSHER'S CAREER STATISTICS

Year	GP/GS	PUNTING				In 20	TB	Blk
		No.	Yards	Avg.	Long			
2007	12/12	58	2329	40.2	75	9	1	2
2008	13/13	66	2659	40.3	76	19	3	2
2009	12/12	51	2169	42.5	59	23	7	0
2010	5/5	24	1093	45.5	61	5	2	0
Totals	41/41	199	8250	41.5	76	56	13	4

Year	GP/GS	EXTRA POINTS		FIELD GOALS			FG BREAKDOWN					
		XP/XPA	Pct.	FG/FGA	Pct.	Long	Pts.	10-19	20-29	30-39	40-49	50+
2008	13/13	40/40	1.000	18-20	90.0	52	94	0/0	10/10	5/5	1/2	2/3
2009	13/13	50/50	1.000	14-16	87.5	51	90	1/1	3/4	6/7	3/3	1/1
2010	5/5	18/19	.947	5-8	62.5	51	33	0/0	3/3	1/3	0/1	1/1
Totals	31/31	108/109	0.991	37-44	84.1	52	211	1/1	15/17	12/15	4/6	4/5

MATT BOSHER'S CAREER HIGHS

- Field goals 3, 4 times (last vs. Clemson 2009)
- Field goal attempts 3, four times (last vs. Clemson 2009)
- Long field goal 52 (vs. Wake Forest 2008)
- Extra points 7, twice (Last vs. Virginia 2009)
- Extra point attempts 7, twice (Last vs. Virginia 2009)
- Points 13, twice (last vs. Clemson 2009)
- Punts 11 (vs. UCF 2008)
- Punting yards 410 (vs. UCF 2008)
- Average 51.7 (at Virginia Tech 2007)
- Long 76 (at Duke 2008)
- Kicks inside the 20 4, twice (Last at Wake Forest 2009)
- Touchbacks 4 (at Duke 2008)



U

74

ORLANDO FRANKLIN

Offensive Line
6-7, 312, Senior-3L
Delray Beach, Fla.
Atlantic HS

**OUTLAND TROPHY WATCH LIST
LOMBARDI AWARD CANDIDATE
2009 ALL-ACC HONORABLE MENTION**

ALREADY IN 2010 (SENIOR):

- ▶ First year as the full-time starter at left tackle
- ▶ Named ACC Offensive Lineman of the Week for his performance in win over Pitt
- ▶ Graded out at 95 percent in 39 plays with two pancake blocks and one lumberjack in the season opener against Florida A&M as the Miami offense racked up 405 yards of total offense - 250 passing and 155 rushing.
- ▶ Graded out at 96 percent with two pancake blocks and two lumberjacks against Ohio State
- ▶ Graded out at 98 percent with eight pancake blocks and two lumberjacks against Pitt
- ▶ Graded out at 92 percent with nine pancake blocks and two lumberjacks against Clemson

RECAPPING 2009 (JUNIOR):

- ▶ Named ACC Offensive Lineman of the Week after his performance in the regular season finale at USF when he started at left tackle
- ▶ Graded out at 95 percent with 51 pancake blocks and 13 lumberjacks in helping anchor the left side of the offensive line while starting all 11 games at left guard and one game at left tackle
- ▶ Picked up a career-high 10 pancake blocks and graded out at 96 percent in the win over Duke
- ▶ Also performed well against Georgia Tech (97 percent grade, eight pancake blocks, five lumberjacks); Wake Forest (97 percent grade, four pancake blocks); North Carolina (94 percent grade); FSU (95 percent grade) and Oklahoma (93 percent grade, limited All-America DT Gerald McCoy to a half-tackle)
- ▶ Helped a Miami offense rack up 5,199 yards (3,405 passing, 1,794 rushing), which is the most since the 2004 season (4,593 yards) as the Miami offense is in

line to become just the eighth team in school history to gain 5,000 yards in a season.

ORLANDO FRANKLIN'S CAREER GAMES

- 2007 totals:** 12 games, 3 starts
- 2008 totals:** 13 games, 11 starts
- 2009 totals:** 13 games, 13 starts
- 2010 totals:** 4 games, 4 starts
- Career totals:** 43 games, 31 starts



U

85

LEONARD HANKERSON

Wide Receiver
6-3, 205, Senior-3L
Fl. Lauderdale, Fla.
St. Thomas Aquinas HS

2010 BILETNIKOFF AWARD CANDIDATE

- ▶ Led UM with a career-high 801 receiving yards in 2009
- ▶ Also led the team with 45 receptions and six touchdowns
- ▶ Started 12 of 13 games
- ▶ Was the only Hurricane receiver to have a catch in all 13 games in 2009 and now has caught a ball in 14 straight games
- ▶ Second in the ACC with 645 receiving yards in league play last season

ALREADY IN 2010 (SENIOR):

- ▶ Leads the team in catches (28), receiving yards (460) and receiving touchdowns (6).
- ▶ Ranks second in the ACC and 18th nationally with a 92.0 receiving yards per game average
- ▶ After a 115-yard performance against FAMU, nearly became the first player at UM to record back-to-back 100-yard receiving games since Kellen Winslow in 2003 with 90 yards receiving at Ohio State
- ▶ Tied for sixth all-time in UM history in career touchdown catches with 15.
- ▶ Riding a n18-game streak with at least one catch

RECAPPING 2009 (JUNIOR):

- ▶ Led Miami with a career-high 801 receiving yards - the most by a Hurricane receiver since Andre Johnson (1,092) in 2002
- ▶ Added a team-high 45 receptions
- ▶ Also the team leader with six receiving touchdowns
- ▶ Started 12 of 13 games and was only Hurricane receiver with a catch in all 13 games
- ▶ Had a catch of 20 or more yards in 12 of 13 games which includes three touchdown grabs of 20-plus yards
- ▶ Had 645 receiving yards in ACC games which was the second-most in the ACC
- ▶ Hauled in a career-high eight catches for a career-high 143 yards against

- Duke and also had seven catches for 92 yards at North Carolina, five catches for 97 yards at Wake Forest, five catches for 87 yards against Clemson, three catches for 79 yards at Virginia Tech and four catches for 72 yards at Florida State
- ▶ Averaged 17.8 yards per catch
- ▶ Had 60 or more receiving yards in seven of 13 games
- ▶ Had touchdown catches against Florida A&M, UCF, Clemson, Virginia, Duke and USF
- ▶ Had a catch of 30 or more yards in eight of 12 games including a career-long 52-yarder against Duke.

LEONARD HANKERSON'S CAREER STATISTICS

Year	GP/GS	No. Yards	Avg.	TD	LG
2007	7/2	6 63	10.5	1	24
2008	8/2	11 140	12.7	2	41
2009	13/12	45 801	17.8	6	52
2010	4/4	28 460	16.9	6	65
Totals	33/21	90 1464	16.3	15	65

LEONARD HANKERSON'S CAREER HIGHS

Receptions	8 (vs. Duke 2009)
Receiving Yards	147 (at Clemson 2010)
Receiving Touchdowns	3 (at Clemson 2010)
Long Reception	65 (at Clemson 2010)



U

1

BRANDON HARRIS

Defensive Back
5-11, 195, Junior-2L
Miami, Fla.
Booker T.
Washington HS



- 2010 JIM THORPE TROPHY WATCH LIST**
- 2010 NAGURSKI WATCH LIST**
- 2010 SPORTING NEWS PRESEASON ALL-AMERICA**
- 2009 ALL-ACC FIRST TEAM**
- 2009 SECOND TEAM SI.COM ALL-AMERICAN**
- 2009 THIRD TEAM ASSOCIATED PRESS ALL-AMERICAN**
- 2009 FOURTH TEAM PHIL STEELE ALL-AMERICAN**
- 2008 ALL-ACC ACADEMIC FOOTBALL TEAM**

- ▶ Led the ACC and ranked second nationally with 1.31 passes defended per contest last season
- ▶ Third on the team with 52 tackles in 2009
- ▶ One of 12 Jim Thorpe Award Semifinalists in 2009

ALREADY IN 2010 (JUNIOR)

- ▶ Tallied six tackles - four solo, two assisted - against Clemson
- ▶ Had seven total tackles (six solo) and played well in coverage at OSU
- ▶ Had three tackles in road win at Pitt
- ▶ Tied for fifth on the team with 23 tackles (17 solo)

2009 (SOPHOMORE)

- ▶ Led the ACC and ranked second nationally in averaging 1.31 passes defended per contest
- ▶ Tied for second nationally with 15 pass break-ups and third in passes defended (17)
- ▶ Named All-ACC First Team by the Atlantic Coast Sports Media Association, ESPN.com, Rivals.com and Phil Steele
- ▶ Named one of 12 national semifinalists for the Jim Thorpe Award
- ▶ Ranked third on UM's defense with 52 total tackles
- ▶ One of two 'Cane defenders (along with Randy Phillips) with two interceptions on the year
- ▶ Had 6.0 tackles for a loss this season, including a sack and a forced fumble in

win over Oklahoma

- ▶ One of three 'Canes with two forced fumbles
- ▶ Selected ACC Defensive Back of the Week after tallying a game- and career-high nine tackles (three solo) in addition to breaking up two passes – including one in the end zone with nine seconds remaining – in win at Florida State
- ▶ Had a career-high five pass break-ups and an interception against Florida A&M
- ▶ Recorded his second interception of the season in the regular season finale at USF.

BRANDON HARRIS' CAREER STATISTICS

Year	GP/GS	TACKLES					Sacks	FUMBLES			
		TT	UT	AT	TFL	QBP		FF	FR	PBU	Int
2008	13/6	30	22	8	2-11	0	1-7	0	0-0	3	1-25
2009	13/13	58	40	18	6-12	0	1-5	3	0-0	15	2-10
2010	5/5	23	17	6	2-8	0	0-0	1	0-0	2	0-0
Totals	31/24	111	79	32	10-31	0	2-12	4	0-0	20	3-35

KICK RETURNS

Year	GP/GS	No	Yards	Avg.	TD	LG
2008	13/6	13	274	21.1	0	41
2009	13/13	2	63	31.5	0	37
Totals	26/19	15	337	24.5	0	41

BRANDON HARRIS' CAREER HIGHS

Total tackles..... 9 (at Florida State 2009)
Solo..... 6, twice (at Wake Forest 2009, at Ohio State 2010)
Assists..... 6 (at Florida State 2009)
Interceptions..... 1, three times (at NC State 2008, vs. FAMU, at USF 2009)



U

12

JACORY HARRIS

Quarterback
6-4, 200, Junior-2L
Miami, Fla.
Northwestern HS

2010 DAVEY O'BRIEN AWARD CANDIDATE
2010 MANNING AWARD CANDIDATE
2010 HEISMAN TROPHY WATCH
2009 SEMIFINALIST FOR THE DAVEY O'BRIEN AWARD

- ▶ Became first UM Quarterback since 2002 to throw for 3,000 yards in a season with 3,352 yards as a sophomore in 2009
- ▶ Ranks in the UM career Top 10 for pass completions, yards, touchdown passes and total offense after two seasons
- ▶ Recognized as ACC Offensive Back of the week four times in 2009
- ▶ Second in the ACC in passing yards with 3,352
- ▶ Threw for over 300 yards in four different games last season
- ▶ Three-time ACC Rookie of the Week honoree in 2008

ALREADY IN 2010 (JUNIOR)

- ▶ Ten of his first 12 completions in the Florida A&M game were for first downs.
- ▶ With his four TD passes at Clemson, Harris tied Craig Erickson for fifth place in school history with 46 career touchdown passes.
- ▶ Harris ranks fifth in the ACC in passing yards per game (224.0) and fourth in total offense (226.4).
- ▶ Threw four touchdowns in a half for the second time in his career in the first half against Clemson. The last time was in the second half against Duke in 2008.

RECAPING 2009 (SOPHOMORE)

- ▶ First QB since Ken Dorsey in 2002 to throw for 3,000 yards in a season and seventh Miami quarterback with 3,000 yards passing in a single season
- ▶ Recognized as the ACC Offensive Back of the Week four times in 2009 – after wins over Florida State, Georgia Tech, Wake Forest and Duke
- ▶ Four 300 yard passing games including three times in the last six games
- ▶ Completed 242 of 406 passes for 3,352 yards and 24 touchdowns and had a 59.6 completion percentage
- ▶ Ranked 30th nationally in passing efficiency (140.09) and fifth in the ACC
- ▶ His 3,352 yards were the second-most by an ACC quarterback and he ranked

third in the conference in passing avg/game (263.7), fifth in total offense (245.5) and fifth passing efficiency (141.6)

- ▶ In Miami's single season record book, he ranked second in pass completions (242), fourth in passing yards (3,352), sixth in touchdown passes (24) and fifth in total offense (3,133)
- ▶ His career-best 28 pass completions against UNC tied for the 10th-most in a single-game while his 386 passing yards against Florida State were the 10th most in a single game.

JACORY HARRIS' CAREER STATISTICS

Year	G/S	PASSING					RUSHING				
		Att-Com-Int	Pct.	Yards	TD	LG	Att	Yards	Avg.	TD	LG
2008	13/2	194-118-7	60.8	1195	12	41	45	101	2.2	2	30
2009	13/13	406-242-17	59.6	3352	24	69	48	-219	-4.6	1	26
2010	5/5	166-87-9	52.4	1120	10	65	21	12	0.6	1	29
Totals	30/20	766-447-33	58.4	5667	46	69	114	-106	-1.1	4	30

JACORY HARRIS' CAREER HIGHS

- Attempts 50 (at North Carolina 2009)
- Completions 28 (at North Carolina 2009)
- Yards Passing 386 (at Florida State 2009)
- Touchdown Passes 4 (at Duke 2008)
- Interceptions 4 (at North Carolina 2009)
- Rushes 10 (at Duke 2008)
- Rushing Yards 53 (at Duke 2008)
- Long Rush 30 (vs. Charleston Southern 2008)




U

44

COLIN McCARTHY

Linebacker
6-2, 240, Senior-3L
Birdsboro, Pa.
Clearwater (Fla.)
Central Catholic HS



2010 BUTKUS AWARD CANDIDATE
2009 ALL-ACC SECOND TEAM

- ▶ Second on the team with 95 tackles in 2009
- ▶ Also second on the team with 10.5 tackles for loss, and 53 unassisted tackles
- ▶ Recorded 8.6 tackles per game in league play, third best in the ACC
- ▶ Tied a career high with 13 tackles at both Virginia Tech and North Carolina in 2009

ALREADY IN 2010 (SENIOR)

- ▶ Leads the defense with 29 career starts
- ▶ Made his first career start at linebacker against FAMU in the season-opener.
- ▶ Ranks second on the defense in total tackles (36) and first in assisted tackles (25).
- ▶ Second on the team with 7.5 tackles at Ohio State; Also led the 'Canes with 2.5 tackles for a loss against the Buckeyes.
- ▶ Had eight tackles last week against FSU

RECAPPING 2009 (JUNIOR)

- ▶ Ranked second on UM's defense in total tackles (95) and unassisted tackles (53)
- ▶ Also ranked second among all Hurricane defenders with 10.5 tackles for a loss
- ▶ Ranked third among all ACC defenders with a 8.6 tackle per game average in league play
- ▶ Named to the All-ACC Second Team by the Atlantic Coast Sports Media Association and after ranking 10th in the league with a 7.2 tackle per game average overall
- ▶ Also named to Third Team All-ACC by Phil Steele
- ▶ Recorded double-digit tackles on four occasions, including a career-high tying 13 at Virginia Tech and at North Carolina
- ▶ Also recorded 11 stops in back-to-back weeks versus Clemson and at Wake Forest

- ▶ Recorded his second career interception in win over UCF in Orlando
- ▶ Played in all 13 games and started 10
- ▶ Was awarded the Training Room Comeback Player of the Year (along with TE Dedrick Epps) at the team's annual awards banquet on Dec. 6
- ▶ Recorded his only sack of the season in the regular season finale at USF
- ▶ Tallied a season-high nine solo stops at UNC
- ▶ Forced a fumble and had a season-high 2.5 tackles for a loss against Clemson
- ▶ Led the team with 42 assisted stops

COLIN McCARTHY'S CAREER STATISTICS

Year	GP/GS	TACKLES					Sacks	FUMBLES			
		TT	UT	AT	TFL	QBH		FF	FR	PBU	Int
2006	9/0	2	1	1	0-0	0	0-0	0	0-0	0	0-0
2007	11/10	74	50	24	12.0-44	3	2-11	1	1-27	3	1-30
2008	4/4	18	10	8	1.0-6	0	0.5-5	1	0-0	0	0-0
2009	13/10	95	53	41	10.5-30	2	1-12	1	0-0	1	1-9
2010	5/5	36	11	25	4.5-19	0	1.5-11	0	1-0	1	0-0
Totals	41/28	225	125	99	28-99	5	5.0-39	3	2-27	5	2-39

Additional statistics: 1 blocked punt in 2006

COLIN McCARTHY'S CAREER HIGHS

Total tackles 13 (at Virginia Tech, at North Carolina 2009)
Solo 9 (at North Carolina 2009)
Assists 9 (at Virginia Tech 2009)



U

31

SEAN SPENCE

Linebacker
6-0, 220, Junior-2L
Miami, Fla.
Northwestern HS



2010 BUTKUS AWARD CANDIDATE
2008 ACC DEFENSIVE ROOKIE OF THE YEAR

ALREADY IN 2010 (JUNIOR):

- ▶ Leads the UM defense in total tackles (43), solo stops (24) and tackles for a loss (8.0).
- ▶ Recorded a game-high nine tackles in win over Pitt. Also had 1.5 sacks and 2.5 tackles for a loss against the Panthers.
- ▶ Led the 'Canes with a career-high 11 tackles at Ohio State
- ▶ Recorded one pass break-up in each of Miami's first two games and one against FSU.
- ▶ Picked up four tackles in win over Florida A&M, which included 2.0 tackles for loss
- Recorded a career high 14 tackles against Clemson as well as a forced fumble

RECAPPING 2009 (SOPHOMORE):

- ▶ Missed three games late in the season with an injury
- ▶ Despite playing in only 10 games on defense, ranked fifth on the team with 6.5 tackles for a loss
- ▶ Recorded 36 total tackles (19 solo, 17 assists) on the year
- ▶ Tallied a team-high 10 total tackles (five solo, five assists) in win over then-No. 8 Oklahoma
- ▶ All three of his sacks came on the road in the state of Florida
- ▶ Had seven total tackles, two sacks and a pass break up against UCF in Orlando
- ▶ Averaged 7.3 tackles per game in the four games prior to suffering an injury versus Clemson (at Virginia Tech – 8; vs. Oklahoma – 10; vs. Florida A&M – 4; at UCF – 7).

SEAN SPENCE'S CAREER STATISTICS

Year	GP/GS	TACKLES				QBH	Sacks	FUMBLES			
		TT	UT	AT	TFL			FF	FR	PBU	Int
2008	13/9	65	38	27	9.5-31	6	2-15	1	0-0	3	1-7
2009	10/7	36	19	17	6.5-33	1	3-28	0	0-0	1	0-0
2010	5/5	43	24	19	8.0-33	0	1.5-18	0	0-0	3	0-0
Totals	28/21	144	81	63	24.0-97	7	6.5-61	1	0-0	7	1-7

SEAN SPENCE'S CAREER HIGHS

- Total tackles..... 14 (at Clemson 2010)
- Solo 7 (vs. Florida State 2008)
- Assists..... 9 (at Clemson 2010)