

## MIAMI BASKETBALL QUICK HITS

**10** Miami has just **10** scholarship guys on the roster, led by seniors Davon Reed and Kamari Murphy, and junior Ja'Quan Newton.

**5** The Hurricanes will have **five** new players wearing Miami uniforms this season, including four freshmen and one junior transfer.

**11** Among active coaches, Coach L is the **11th**-winningest coach in the country with 588 victories, and ranks No. 42 on the list of all-time winningest coaches.

**1.7** Miami's facilities are undergoing **\$1.7** million in renovations with graphics and new features in the office areas and locker rooms of the Watsco Center.

**15** This season Jim Larrañaga and associate head coach Chris Caputo begin their **15th** season on sidelines together, dating back to their time at George Mason.

## 2016-17 SCHEDULE

|         |                  |                    |
|---------|------------------|--------------------|
| Nov. 2  | Barry (Ex.)      | ACCN ExtraW, 73-62 |
| Nov. 11 | Western Carolina | ACCN Extra 7 p.m.  |
| Nov. 16 | at North Florida | ESPN3 7 p.m.       |
| Nov. 19 | Penn             | ACCN Extra 4 p.m.  |

### AdvoCare Invitational, HP Field House, Orlando, Fla.

|         |                                       |                   |
|---------|---------------------------------------|-------------------|
| Nov. 24 | Stanford                              | ESPN2/U 2:30 p.m. |
| Nov. 25 | Indiana State/Iowa State              | ESPN2/3           |
| Nov. 27 | Florida/Gonzaga/Quinnipiac/Seton Hall |                   |

### ACC-Big Ten Challenge

|         |         |              |
|---------|---------|--------------|
| Nov. 30 | Rutgers | ESPNU 7 p.m. |
|---------|---------|--------------|

### HoopHall Miami Invitational, AAA, Miami

|         |                      |                   |
|---------|----------------------|-------------------|
| Dec. 3  | Wofford              | ESPN3 5:30 p.m.   |
| Dec. 6  | South Carolina State | ACCN Extra 7 p.m. |
| Dec. 16 | Florida Atlantic     | ACCN Extra 7 p.m. |
| Dec. 22 | George Washington    | ACCN Extra 7 p.m. |
| Dec. 28 | Columbia             | ACCN Extra 7 p.m. |

### Atlantic Coast Conference Schedule

|            |                                |               |
|------------|--------------------------------|---------------|
| Dec. 31    | NC State                       | RSN 4:30 p.m. |
| Jan. 4     | at Syracuse                    | RSN 7 p.m.    |
| Jan. 12    | Notre Dame                     | ESPN/2 7 p.m. |
| Jan. 14    | at Pittsburgh                  | RSN 12 p.m.   |
| Jan. 18    | at Wake Forest                 | ACCN 8 p.m.   |
| Jan. 21    | at Duke                        | ESPN/2 TBA    |
| Jan. 25    | Boston College                 | RSN 9 p.m.    |
| Jan. 28    | North Carolina                 | CBS 1 p.m.    |
| Feb. 1     | Florida State                  | ACCN 8 p.m.   |
| Feb. 4     | at NC State                    | ACCN 3 p.m.   |
| Feb. 8     | Virginia Tech                  | RSN 9 p.m.    |
| Feb. 11    | at Louisville                  | ESPN/2 TBA    |
| Feb. 15    | Georgia Tech                   | ACCN 8 p.m.   |
| Feb. 18    | Clemson                        | RSN 12 p.m.   |
| Feb. 20    | at Virginia                    | ESPN 7 p.m.   |
| Feb. 25    | Duke                           | CBS 4 p.m.    |
| Feb. 27    | at Virginia Tech               | ESPN2 9 p.m.  |
| March 4    | at Florida State               | ACCN 4 p.m.   |
| March 7-11 | ACC Tournament, Brooklyn, N.Y. |               |

## MIAMI COMMUNICATIONS

Amy LaBrie, Associate Director of Communications  
O: (305) 284-3241 | C: (813) 410-1194  
LaBrie@miami.edu | @CanesHoops

## GAME 1



## RV MIAMI HURRICANES

**Head Coach:** Jim Larrañaga  
**Record at Miami:** 118-57, sixth season  
**Career Record:** 588-391, 33rd season

**2013 & 2016 ACC Coach of the Year**  
**ACC Record at Miami:** 54-34  
**Alma Mater:** Providence, 1971



## WESTERN CAROLINA CATAMOUNTS

**Head Coach:** Larry Hunter  
**Record at WCU:** 171-187, 12th season

**Alma Mater:** Ohio, 1971  
**Career Record:** 680-411, 36th season

## SETTING THE SCENE

|                   |  |
|-------------------|--|
| <b>DATE</b>       | Friday, Nov. 11, 2016  |
| <b>TIME</b>       | 7 p.m.   |
| <b>LOCATION</b>   | Watsco Center, Coral Gables, Fla.  |
| <b>BROADCASTS</b> | Television: ACC Network Extra - Kyle Sielaff, Mike Jarvis, Jr.<br>Radio: 560 WQAM - Kevin Rogers<br>Online: ACC Network Extra - Kyle Sielaff, Mike Jarvis, Jr. <a href="http://es.pn/2e9v0sk">http://es.pn/2e9v0sk</a> |
| <b>SERIES</b>     | All-time: First Meeting<br>Home: 0-0<br>Away: 0-0<br>Last matchup: First Meeting.  |
| <b>POLLS</b>      | Miami - AP: RV<br>WCU - AP: NR<br><i>USA Today:</i> RV<br><i>USA Today:</i> NR   |
| <b>WEATHER</b>    | Coral Gables, Fla.: 80/65<br>Cullowhee, N.C.: 67/36  |

## THE 2016-17 HURRICANES

Miami opens the 2016-17 regular season with 10 scholarship players, led by a trio of captains in seniors Davon Reed and Kamari Murphy, along with junior Ja'Quan Newton. Sophomores Anthony Lawrence and Ebuka Izundu also return for the Hurricanes.

This season, a group of five newcomers comprising Miami's top recruiting class in program history will don a UM jersey for the first time. The Canes' coaching staff reeled in four freshmen in McDonald's All-American Dewan Huell, Jordan Brand Classic All-American Bruce Brown, Australian standout Dejan "DJ" Vasiljevic and Rodney Miller from national powerhouse Oak Hill Academy (Va.). Redshirt junior Rashad Muhammad also joins the class after sitting out a season ago due to transferring from San Jose State. The four-man group has been named one of the top 2016 classes in the country, with a No. 9 ranking from 247Sports, No. 10 from Scout, No. 13 from ESPN and No. 13 from Rivals.

## CANES SIGN A PAIR OF TOP 100 PLAYERS

Jim Larrañaga has signed of a pair of ESPN Top 100 players in guard Chris Lykes and forward Deng Gak. Lykes is ranked 52nd, while Gak is 93rd on ESPN's Top 100 list for 2017. This marks the second straight Miami recruiting class with a pair of ESPN Top 100 players, following last year's signing of Bruce Brown (26) and Dewan Huell (28). Lykes is a 5-foot-6-inch explosive do-it-all point guard from Bowie, Md., who plays at Gonzaga College (D.C.) High School. He is ranked No. 52 on the ESPN Top 100 list, and is ranked 11th at his position and second in D.C. Gak is a 6-foot-11-inch forward playing his prep ball at Blair Academy in New Jersey. ESPN ranks Gak as No. 93 overall, 16th at his position and as the top forward in the state of New Jersey. Scout lists Gak at No. 20 for his position and tops in the state at his position.

## HEAD COACH JIM LARRAÑAGA

Coach Jim Larrañaga has led the Hurricanes to a pair of NCAA Sweet 16 appearances and won the 2013 ACC regular season and ACC Tournament titles. He has been named the AP, Naismith, USBWA and Henry Iba National Coach of the Year, twice was both the ACC and USBWA District Coach of the Year, and was the 2013 NABC District Coach of the Year.





## 2016-17 MIAMI HURRICANES

| NAME  | YR.  | POS. | HT.  | WT. | HOMETOWN   PREVIOUS SCHOOL (S)                       |
|---|------|------|------|-----|--|
| <b>0 Ja'Quan Newton</b>   | Jr.  | G    | 6-2  | 187 | Philadelphia, Pa. / Neumann-Goretti HS               |
| Captain. Starting PG after being touted as Sixth Man of the Year a season ago. Soph. stats: 10.5 ppg, 1.4 apg, 2.3 rpg. |      |      |      |     |  |
| <b>1 Rashad Muhammad</b>  | RJr. | G    | 6-6  | 184 | Las Vegas, Nev. / San Jose State / Bishop Gorman HS  |
| Long-range shooter who will make Miami debut after sitting out 2015-16 due to NCAA transfer rules.                      |      |      |      |     |  |
| <b>2 Mike Robinson</b>  | So.  | G    | 5-10 | 170 | New Britain, Conn. / New Britain HS                  |
| Team manager turned walk-on. Played basketball, football and was on track team in high school.                          |      |      |      |     |  |
| <b>3 Anthony Lawrence, Jr.</b>  | So.  | G/F  | 6-7  | 210 | St. Petersburg, Fla. / Lakewood Senior HS            |
| PG in high school, small forward at Miami. Son of a high school coach. Freshman stats: 4.1 ppg, 42.9% 3FG, 51.1% FG.    |      |      |      |     |  |
| <b>4 Dejan "DJ" Vasiljevic</b>  | Fr.  | G    | 6-3  | 198 | Melbourne, Australia / Australian Institute of Sport |
| Goes by DJ. Combo guard with international experience with FIBA and Australian national team.                           |      |      |      |     |  |
| <b>5 Davon Reed</b>   | Sr.  | G    | 6-6  | 220 | Ewing, N.J. / Princeton Day School                   |
| Three-year captain. Workman mentality. 2016 NABC Honors Court. Junior stats: 11.1 ppg, 4.1 rpg, 81.6% FT.               |      |      |      |     |  |
| <b>11 Bruce Brown</b>   | Fr.  | G    | 6-5  | 190 | Boston, Mass. / Vermont Academy                      |
| 2016 Jordan Brand Classic All-American. Boasts 6-9 wingspan. Multi-sport athlete in high school, also playing football. |      |      |      |     |  |
| <b>14 Rodney Miller, Jr.</b>  | Fr.  | C    | 7-0  | 258 | Laurelton, N.Y. / Oak Hill Academy                   |
| Ranked No. 15 center by ESPN and No. 17 by Scout. 7-1 wingspan. Ranked No. 90 overall by Scout and No. 96 by 247.com.   |      |      |      |     |  |
| <b>15 Ebuka Izundu</b>  | So.  | C    | 6-10 | 231 | Charlotte, N.C. / Victory Christian Center / Nigeria |
| Born in Lagos, Nigeria, and moved to the United States in 2013. Freshman stats: 2.1 ppg, 1.3 rpg, 15 GP.                |      |      |      |     |  |
| <b>20 Dewan Huell</b>   | Fr.  | F    | 6-11 | 220 | Miami, Fla. / Miami Norland HS                       |
| 2016 McDonald's All-American. Ranked No. 21 by ESPN, No. 23 by Rivals and No. 25 by Scout.                              |      |      |      |     |  |
| <b>21 Kamari Murphy</b>   | RSr. | F    | 6-8  | 220 | Brooklyn, N.Y. / Oklahoma State / IMG / Lincoln HS   |
| Captain. Graduated in May with B.A. in sociology. Transfer from Oklahoma State. Junior stats: 6.0 rpg, 5.6 ppg.         |      |      |      |     |  |
| <b>35 Chris Stowell</b>   | Jr.  | F    | 6-6  | 208 | Exeter, N.H. / Tilton School / Exeter HS             |
| Walk on with good athleticism. Speaks English, Spanish, some Italian, Russian, Chinese and Hebrew.                      |      |      |      |     |  |
| <b>RS Michael Gilmore</b>   | Jr.  | F    | 6-8  | 208 | Jacksonville, Fla. / VCU / Rickards HS               |
| Will reshirt 2016-17 campaign after transferring from Virginia Commonwealth in the summer of 2016.                      |      |      |      |     |  |

### LARRAÑAGA BY THE NUMBERS

5 - Coach Jim Larrañaga is one of five ACC coaches with a Final Four appearance to his credit. In 2006, Larrañaga became the first coach at a mid-major school to take his team to the NCAA Final Four in 27 years.

7 - In 32 years of coaching, Jim Larrañaga has a winning record in the NCAA Tournament, a 9-6 mark in seven appearances.

7 - Larrañaga is no stranger to the ACC. In his seven seasons as an assistant coach at Virginia, the Cavaliers participated in the NCAA Final Four in 1981 and 1984, won three ACC Championships and finished in the top five of the rankings.

16 - Larrañaga has made 16 postseason appearances in the past 27 years, including reaching seven NCAA Tournaments.

33 - Larrañaga is in his 33rd year as a head coach and has successfully transitioned three institutions into winning programs: Miami, Bowling Green and George Mason.

500 - Coach L is one of five ACC coaches with 500 or more wins.

### LARRAÑAGA - WHY MIAMI?

Along with returning to the best basketball conference in the country, Coach L had a few personal reasons for accepting the head coaching job at Miami. Coach's grandfather was from Cuba, where he produced the Larrañaga [lare-en-YAH-ga] cigar. Coach's father was raised in Key West, Fla., before moving to The Bronx, N.Y., getting married and raising six children. Coach L was raised in The Bronx, but vacationed to Florida as a boy. He also owns a house in Sarasota, Fla., and three of his siblings have retired to Florida.

### WHAT'S BACK

| Category         | Total   | P/G  | Pct. |
|------------------|---------|------|------|
| Games Started    | 64      | 1.8  | .366 |
| Minutes Played   | 2983    | 17.0 | .425 |
| Points           | 1060    | 30.3 | .405 |
| Field Goals Made | 369     | 10.5 | .409 |
| Field Goal Pct.  | 369-764 |      | .483 |
| 3-Point FG Made  | 73      | 2.1  | .308 |
| 3-Point FG Pct.  | 73-195  |      | .374 |
| Free Throws Made | 249     | 7.1  | .430 |
| Free Throw Pct.  | 249-348 |      | .716 |
| Rebounds         | 487     | 13.9 | .408 |
| Assists          | 164     | 4.7  | .374 |
| Steals           | 86      | 2.5  | .400 |
| Blocks           | 64      | 1.8  | .504 |

### Returning Leaders

|                   |                       |      |
|-------------------|-----------------------|------|
| Points/Game       | Davon Reed            | 11.1 |
| FG Made           | Davon Reed            | 129  |
| FG Pct. (Guard)   | Anthony Lawrence, Jr. | .511 |
| FG Pct. (Forward) | Ebuka Izundu          | .625 |
| 3-Point FG Made   | Davon Reed            | 46   |
| 3-Point Pct.      | Anthony Lawrence, Jr. | .429 |
| Free Throws Made  | Ja'Quan Newton        | 105  |
| Free Throw Pct.   | Davon Reed            | .816 |
| Rebounds/Game     | Kamari Murphy         | 6.0  |
| Assists/Game      | Ja'Quan Newton        | 2.2  |
| Steals/Game       | Ja'Quan Newton        | 0.9  |
| Blocks/Game       | Kamari Murphy         | 0.9  |

### PRONUNCIATIONS

#### Players

|                    |                             |
|--------------------|-----------------------------|
| 0 Ja'Quan Newton   | Juh-quan                    |
| 4 Dejan Vasiljevic | Day-on<br>Vass-EEL-uh-vitch |
| 5 Davon Reed       | Dave-on                     |
| 15 Ebuka Izundu    | E-boo-kuh<br>E-zoon-du      |
| 20 Dewan Huell     | Duh-wan<br>Hue-ull          |
| 21 Kamari Murphy   | Kuh-mar-EE                  |
| 35 Chris Stowell   | Stole                       |

#### Coaches

|               |                 |
|---------------|-----------------|
| Jim Larrañaga | lare-uh-nay-guh |
| Chris Caputo  | ca-poo-toe      |

### CLASS BREAKDOWN

#### Seniors (2)

Kamari Murphy, Davon Reed

#### Juniors (4)

Rashad Muhammad, Ja'Quan Newton,  
Michael Gilmore\*, Chris Stowell#

#### Sophomores (3)

Ebuka Izundu, Anthony Lawrence Jr.,  
Mike Robinson#

#### Freshmen (4)

Bruce Brown, Dewan Huell,  
Rodney Miller Jr., Dejan "DJ" Vasiljevic

\*Out due to transfer rules.

#Walk on

### BY LOCATION

|           |               |
|-----------|---------------|
| Australia | DJ Vasiljevic |
| Nigeria   | Ebuka Izundu  |

Connecticut Mike Robinson

Florida Michael Gilmore

Dewan Huell

Anthony Lawrence, Jr.

Massachusetts Bruce Brown

Nevada Rashad Muhammad

New Hampshire Chris Stowell

New Jersey Davon Reed

New York Kamari Murphy

Rodney Miller

Pennsylvania Ja'Quan Newton

### PRESEASON POLL | FINAL RANKING

October 2016 March 2016

|                    |                    |
|--------------------|--------------------|
| 1. Duke            | 1. North Carolina  |
| 2. North Carolina  | 2. Virginia        |
| 3. Virginia        | <b>3. Miami</b>    |
| 4. Louisville      | 4. Louisville      |
| 5. Syracuse        | 5. Duke            |
| 6. NC State        | 6. Notre Dame      |
| 7. Notre Dame      | 7. Virginia Tech   |
| 8. Florida State   | 8. Clemson         |
| <b>9. Miami</b>    | 9. Syracuse        |
| 10. Virginia Tech  | 10. Pittsburgh     |
| 11. Clemson        | 11. Florida State  |
| 12. Pitt           | 12. Georgia Tech   |
| 13. Wake Forest    | 13. NC State       |
| 14. Georgia Tech   | 14. Wake Forest    |
| 15. Boston College | 15. Boston College |



### SERIES VS. WESTERN CAROLINA

| Overall                                 | First meeting |
|---|---------------|
| Games at Miami                          | 0-0           |
| Games at Western Carolina               | 0-0           |
| Games on neutral courts                 | 0-0           |
| Current streak                          | 0-0           |
| Last meeting                            | None          |
| Last Miami win                          | None          |
| Last Western Carolina win               | None          |
| Larrañaga at UM vs. Western Carolina    | 0-0           |
| Larrañaga all-time vs. Western Carolina | 0-0           |

### DID YOU KNOW ...

Coach L became the first Miami coach to win 20+ games in his first two seasons at UM and only the third of 12 UM coaches to post three 20-win seasons.

Former Cane Rick Barry was named one of the Greatest Players in NBA History.

Miami native and former Cane standout James Jones won the 2010-2011 NBA All-Star Weekend 3-Point Contest and the NBA Championship in the 2011-2012 and 2012-13 seasons.

Six-time NBA All Star Amar'e Stoudemire enrolled at UM in 2013 and took classes to earn his bachelor's degree. UM is in its 13th season in the ACC.

Coach L led the George Mason Patriots to the 2006 Final Four with big wins over some of basketball's elite teams such as Michigan State, North Carolina and UConn. He was the first coach to take a mid-major to a Final Four in 27 years (Penn '79) when his team advanced in 2006.

In 14 years at George Mason, Larrañaga led the Patriots to five NCAA Tournament appearances (2011, 2008, 2006, 2001, 1999), including the 2006 Final Four.

Miami basketball received APR (Academic Progress Rate) Public Recognition Awards for being among the top 10 percent in APR in its sport. Miami ranks in the top 10 percent of NCAA men's basketball with a 990 APR.

The Miami Department of Athletics recorded a Graduation Success Rate (GSR) of 89 percent. Miami's department-wide GSR is 16th overall among FBS programs. UM has exceeded the NCAA average GSR in each of the last 10 years.

The Canes have averaged 20.0 wins over the last 11 seasons.

The Hurricanes have made at least one trey in 938 of 946 games since the NCAA adopted the 3-point shot in 1986. The last time Miami was held without a 3-pointer was Feb. 26, 2014 at Virginia.

Miami has held 797 of its last 798 opponents to less than 100 points. North Carolina was the last team to score 100+, defeating UM, 105-64, on Jan. 31, 2007.

### CANES IN THE POLLS IN 2016-17

|           | AP | USA TODAY | RPI |
|-----------|----|-----------|-----|
| Preseason | RV | RV        |     |

### MIAMI EARNING VOTES IN BOTH NATIONAL POLLS

Miami is garnering votes in both the AP (48) and the *USA TODAY* Coaches (11) preseason polls. The Canes are six places out of the Top 25 in the AP poll and four positions out in the USA Today poll.

### SELLING OUT THE WATSCO CENTER

In just his fifth season in Coral Gables, Jim Larrañaga and Miami SOLD OUT the season ticket allotment for all home games last year at the Watsco Center. It was the first time in Miami athletics history a team sold out their season. And now, the arena is sold out in back-to-back seasons.

For two straight years, fans have bought over 5,500 season tickets, more than doubling the total number of season tickets sold in Larrañaga's first season in Coral Gables. When Coach L began his reign in Miami, fans bought 2,251 season tickets for the 2011-12 campaign. After a record-breaking season on the court in 2012-13, season tickets peaked at 3,674 for 2013-14, prior to this year's 5,750 mark.

### Season Tickets per Year

|          |       |
|----------|-------|
| 2016-17: | 5,750 |
| 2015-16: | 5,500 |
| 2014-15: | 3,427 |
| 2013-14: | 3,674 |
| 2012-13: | 2,372 |
| 2011-12: | 2,251 |

### MIAMI PICKED NINTH IN ACC PRESEASON POLL

Miami was predicted to finish ninth out of 15 teams in the Atlantic Coast Conference this season, as announced by the league at the 55th annual Operation Basketball. Duke was picked to win the ACC, followed by North Carolina, Virginia and Louisville.

Miami's all-time preseason poll breakdowns (votes) and finishes are as follows:

|                              |                              |
|------------------------------|------------------------------|
| 2015-16 - 5th (841) - t-2nd  | 2009-10 - 10th (135) - 12th  |
| 2014-15 - 10th (442) - t-6th | 2008-09 - 4th (344) - t-7th  |
| 2013-14 - 12th (224) - 10th  | 2007-08 - 12th (153) - t-5th |
| 2012-13 - 5th (436) - 1st    | 2006-07 - 11th (173) - 12th  |
| 2011-12 - 5th (455) - t-4th  | 2005-06 - 7th (540) - t-7th  |
| 2010-11 - 8th (305) - 9th    | 2004-05 - 11th (146) - t-6th |

### LARRAÑAGA TAPPED INTO IRON ARROW

Coach Jim Larrañaga has been tapped into the Iron Arrow Honor Society, the highest honor one can attain at UM. Women's head coach Katie Meier and Golden Cane Sandy Nusbaum tapped Larrañaga and Deputy AD Tony Hernandez presented Coach L with his Iron Arrow jacket.

### 2016-17 HURRICANES

#### Returners (5)

| Name             | Year | Pos. | PPG  | RPG | APG | FG%  | FT%  |
|------------------|------|------|------|-----|-----|------|------|
| Ebuka Izundu     | So.  | C    | 2.1  | 1.3 | 0.2 | 62.5 | 63.2 |
| Anthony Lawrence | So.  | G    | 4.1  | 1.9 | 0.8 | 51.1 | 60.0 |
| Kamari Murphy    | RSr. | F    | 5.6  | 6.0 | 0.5 | 51.0 | 55.8 |
| Ja'Quan Newton   | Jr.  | G    | 10.5 | 2.3 | 2.5 | 46.1 | 73.4 |
| Davon Reed       | Sr.  | G    | 11.1 | 4.1 | 1.2 | 46.9 | 81.6 |

#### Lettermen Lost (5)

| Name              |          | Pos. | PPG  | RPG | APG | FG%  | FT%   |
|-------------------|----------|------|------|-----|-----|------|-------|
| Ivan Cruz Uceda   | Grad     | F    | 5.4  | 2.6 | 0.2 | 49.2 | 1.000 |
| Tonye Jekiri      | Grad     | C    | 7.6  | 8.6 | 0.8 | 52.5 | 57.6  |
| Sheldon McClellan | Grad     | G    | 16.3 | 3.2 | 1.6 | 50.4 | 83.8  |
| James Palmer      | Transfer | G    | 3.4  | 1.1 | 0.7 | 36.4 | 67.6  |
| Angel Rodriguez   | Grad     | G    | 12.6 | 2.5 | 4.5 | 44.2 | 80.0  |

### WINNINGEST ACTIVE COACHES

#### AT MAJOR SCHOOLS

| Rank | Coach                         | Wins       |
|------|-------------------------------|------------|
| 1.   | Mike Krzyzewski, Duke         | 1,043      |
| 2.   | Jim Boeheim, Syracuse         | 888        |
| 3.   | Roy Williams, North Carolina  | 783        |
| 4.   | Rick Pitino, Louisville       | 743        |
| 5.   | Bob Huggins, West Virginia    | 719        |
| 6.   | Cliff Ellis, Coastal Carolina | 715        |
| 7.   | John Calipari, Kentucky       | 662        |
| 8.   | Rick Barnes, Tennessee        | 619        |
| 9.   | Bill Self, Kansas             | 592        |
| 10.  | Dana Altman, Oregon           | 564        |
| 11.  | <b>Jim Larrañaga, Miami</b>   | <b>560</b> |
| 12.  | Tubby Smith, Memphis          | 557        |
| 13.  | Steve Fisher, San Diego State | 552        |
| 14.  | Fran Dunphy, Temple           | 524        |
| 15.  | Tom Izzo, Michigan State      | 524        |

### UM SINCE JOINING THE ACC IN 2004-05

| Season  | Overall | ACC W-L | ACC Rank/Seed | ACC CT | Post Season |
|---------|---------|---------|---------------|--------|-------------|
| 2004-05 | 16-13   | 7-9     | t6 / 6        | 0-1    | NIT 0-1     |
| 2005-06 | 18-16   | 7-9     | t7 / 8        | 1-1    | NIT 2-1     |
| 2006-07 | 12-20   | 4-12    | 12 / 12       | 1-1    |             |
| 2007-08 | 23-11   | 8-8     | t5 / 5        | 1-1    | NCAA 1-1    |
| 2008-09 | 19-13   | 7-9     | t7 / 9        | 0-1    | NIT 1-1     |
| 2009-10 | 20-13   | 4-12    | 12 / 12       | 2-1    |             |
| 2010-11 | 21-15   | 6-10    | 9 / 9         | 1-1    | NIT 2-1     |
| 2011-12 | 20-13   | 9-7     | t4 / 6        | 1-1    | NIT 1-1     |
| 2012-13 | 29-7    | 15-3    | 1 / 1         | 3-0    | NCAA 2-1    |
| 2013-14 | 17-16   | 7-11    | 10/10         | 1-1    |             |
| 2014-15 | 25-13   | 10-8    | 6/6           | 1-1    | NIT 4-1     |
| 2015-16 | 27-8    | 13-5    | 2/3           | 1-1    | NCAA 2-1    |
| 2016-17 |         |         |               |        |             |

### 2016-17 HURRICANES

#### Starters Returning: 2

Kamari Murphy, Davon Reed

#### Starters Lost: 3

Tonye Jekiri, Sheldon McClellan, Angel Rodriguez

#### Eligible Transfer: 1

Rashad Muhammad

#### Incoming Freshmen: 4

Bruce Brown, Dewan Huell, Rodney Miller, Jr., DJ Vasiljevic

#### Incoming Transfers: 1

Michael Gilmore (out for 2016-17 season)

#### By Class:

2 seniors, 4 juniors, 3 sophomores, 4 freshmen

#### By Location:

3 - Florida, 2 - New York, 1 - Australia, Nigeria, Connecticut, Massachusetts, Nevada, New Jersey, New Hampshire, Pennsylvania

**Top Returning Scorer:** Davon Reed - 11.1 ppg

**Top Returning Rebounder:** Kamari Murphy - 6.0

**Top Returner in Assists:** Ja'Quan Newton - 2.2

**Top Returner in Steals:** Ja'Quan Newton - 0.9

**Top Returner in Blocks:** Kamari Murphy - 0.9





## UM COMMUNICATIONS

**MBB Contact** Amy (Woodruff) LaBrie  
Associate Director of Communications  
**Work/Cell** (305) 284-3241 / (813) 410-1194  
**E-mail** LaBrie@miami.edu  
**Communications Assistant** Kevin Ivany  
**Website** www.HurricaneSports.com

## 2015-16 UM QUICK FACTS

**Location** Coral Gables, Fla.  
**Stadium** Watsco Center (7,972)  
**Press Row** 305-284-2111  
**Enrollment** 16,188  
**Founded** 1925  
**Colors** Orange, Green, White  
**Nickname** Hurricanes  
**Mascot** Sebastian the Ibis  
**Conference** Atlantic Coast  
**President** Dr. Julio Frenk  
**Director of Athletics** Blake James  
**Address** 5821 San Amaro Drive  
Coral Gables, FL 33146  
**Ticket Office Phone** 1-800-GoCanes  
**Website** HurricaneSports.com

## 2015-16 in Review

**Overall Record** 27-8  
**Home/Away/Neutral** 15-1 / 6-5 / 6-2  
**ACC Record / Finish** 13-5 / t-2nd  
**Letterwinners Returning / Lost** 5 / 5  
**Starters Returning / Lost** 2 / 3  
**Newcomers** 5

**Head Coach** Jim Larrañaga  
**Alma Mater** Providence, 1971  
**Record at UM** 118-57 / 6th season  
**Overall Record** 588-391 / 33rd season  
**ACC Record** 54-34 (5)  
**Assistants**  
Chris Caputo Westfield (Mass.) State, '02  
Jamal Brunt Randolph-Macon, '03  
Adam Fisher Penn State, '06, '09

## HISTORY

**First Season of Basketball** 1926  
**Overall All-Time Record** 990-727  
**Year UM Joined ACC** 2004-05  
**All-Time ACC Record** 97-103 (12)  
**NCAA Appearances** Eight (8-8)  
1960, 1998, 1999, 2000, 2002, 2008, 2013, 2016  
**Last NCAA Appearance** Sweet 16, 2016  
vs. Villanova  
**NIT Appearances** 12 (11-12)  
1961, 1963, 1964, 1995, 1997,  
2001, 2005, 2006, 2009, 2011, 2015  
**Last NIT Appearance (2015)** L, 66-64 (ot)  
Championship vs. Stanford, 2015  
**ACC Regular Season Champs** 1 / 2013  
**ACC Tournament Championship** 1 / 2013

## COMMUNICATIONS POLICIES

All interview requests for assistant coaches or athletics department staff members must be approved and cleared by Amy (Woodruff) LaBrie in the UM Communications office. Credential requests are taken via e-mail to LaBrie (LaBrie@miami.edu). Any misuse of credentials will result in removal from the Watsco Center and the permanent voiding of the credential. The UM locker room is closed at all times. For home games, Coach L and at least one Hurricane player will report to the media room for interviews following the opposing team's press conference.

## THE MATCHUP BETWEEN MIAMI AND WESTERN CAROLINA

Not only will this will be the first meeting between Miami and Western Carolina, but Jim Larrañaga has also never faced the Catamounts in his 32 years as a head coach.

This will be Miami's first matchup against a member of the Southern Conference since they defeated Georgia Southern 81-80 in overtime on Nov. 11, 2013.

The Hurricanes are 14-1 in home openers since 2001. In those 14 victories, the Canes have won by an average of 23.4 points. For a complete listing of season and home openers, see page five of the notes.

While Coach L has never faced Western Carolina, he has faced its head coach, Larry Hunter, before. While Larrañaga was at Bowling Green and Hunter was at Ohio, the two went 9-9 against each other.

In Miami's season-opening win against UT-Rio Grande Valley last year, the Canes had five scorers in double-digits including 14 points from Davon Reed and 11 from Ja'Quan Newton.

## RETURNING NUMBERS FOR THE CANES

To open the 2016-17 season, Miami returns no more than 51 percent of its scoring, rebounds, assists, steals or blocks from the 2015-16 team.

|         | Returning | Scoring | Rebounds | Assists | Steals | Blocks |
|---------|-----------|---------|----------|---------|--------|--------|
| 2016-17 | 40.3%     | 40.6%   | 37.4%    | 40.0%   | 50.4%  |        |
| 2015-16 | 72.6%     | 78.1%   | 77.0%    | 77.5%   | 77.8%  |        |
| 2014-15 | 22.2%     | 24.0%   | 28.6%    | 26.1%   | 24.2%  |        |
| 2013-14 | 13.4%     | 15.5%   | 0.98%    | 13.0%   | 11.3%  |        |
| 2012-13 | 79.8%     | 85.6%   | 82.1%    | 83.3%   | 90.7%  |        |

## DAVON REED TABBED TO NABC HONORS COURT

Senior Davon Reed was tabbed to the National Association of Basketball Coaches (NABC) 2015-16 NABC Honors Court, recognizing those men's collegiate basketball student-athletes who excelled in academics during the past season.

Reed, from Ewing, N.J., is majoring in sport administration with a minor in marketing and communications at Miami. He is expected to graduate from The U in May of 2017, after a four-year basketball career with the Hurricanes.

Last season Reed was also named to the All-Atlantic Coast Conference Academic Men's Basketball Team and the All-ACC Academic Honor Roll. Following his junior campaign, he was listed on Miami's Dean's List (3.5+ GPA), Athletics Director Honor Roll (3.2+ GPA) and Book Buster Honor Roll (3.0+ GPA).

## McCLELLAN ON NBA OPENING DAY ROSTER

Miami graduate Sheldon McClellan signed a partially guaranteed contract with the Washington Wizards, and on the NBA's opening day, McClellan played in his first professional game. Against Atlanta, he scored seven points and had a steal in four minutes.

## NAVY SEALS TRAINING

The Miami basketball team went through a two-day training session with the Navy Seals on the UM campus in late August. The team worked out on both the land and in the swimming pool. Check out the highlight video here: [https://youtu.be/VCZ\\_9t2FVRO](https://youtu.be/VCZ_9t2FVRO).

## FIRSTS UNDER JIM LARRAÑAGA AT MIAMI

First game: Nov. 11, 2011 vs. Tennessee Tech. W, 69-58.  
First starting lineup: Malcolm Grant, Durand Scott, Garrius Adams, Erik Swoope, Kenny Kadji.  
First opening tip: Miami - Kenny Kadji.  
First UM FG: 18:38, Durand Scott, 3-pointer.  
First lead: 18:38, 3-0.  
First halftime score: Tennessee Tech 32, Miami 27.  
First win: Nov. 11, 2011. Miami 69, Tennessee Tech 58.  
Attendance at first game: 3,600.  
First loss: Nov. 25, 2011 at Ole Miss, 64-61 (OT).  
First road win: Dec. 22, 2011 at Charlotte, 76-61.  
First ACC game: Jan. 7, 2012 at Virginia, L, 52-51.  
First ACC win: Jan. 18, 2012 vs. Clemson, 76-73.  
First ACC regular season title: 2012-13.  
First NIT championship game appearance: April 2, 2015.

## JIM LARRAÑAGA = PROGRAM CHANGER

### In Coach L's Five Seasons at Miami ...

- ACC regular season and tournament championships
- .674 winning percentage
- Four 20-win seasons in five years
- Four postseason appearances with nine victories
- 15 ACC wins in 2013
- One All-American

### Seven Seasons before Coach L at UM ...

- .561 winning percentage
- Best conference finish was fifth place
- One NCAA Tournament appearance
- Most ACC wins in a season was eight

### In Coach L's 14 Seasons at George Mason ...

- .626 winning percentage
- 13 straight winning seasons
- A Final Four appearance
- Five trips to the NCAA Tournament
- Nine postseason appearances
- First national ranking
- First appearance in top 10
- First wins over top 10 teams
- Winningest coach in league history

### Seven Seasons before Coach L at GMU...

- .340 winning percentage
- Seven straight losing seasons
- Zero postseason appearances
- Worst team in the CAA

## PRO CANES

|                     |   |
|---------------------|---|
| James Jones         | Cleveland Cavaliers                         |
| Sheldon McClellan   | Washington Wizards                          |
| Jimmy Graham        | Seattle Seahawks                            |
| Erik Swoope         | Indianapolis Colts                          |
| Trey McKinney Jones | Fort Wayne Mad Ants (D-League)              |
| Garrius Adams       | Le Havre (France)                           |
| Ivan Cruz Uceda     | Cafes Candelas Breogan Lugo (Spain)         |
| Guillermo Diaz      | San Lorenzo de Almagra (Argentina)          |
| Julian Gamble       | Telekom Baskets Bonn (Germany)              |
| Malcolm Grant       | KK Tajfun Sentjur (Slovenia)                |
| Tonye Jekiri        | Bandirma Kirmizi (Turkey)                   |
| Reggie Johnson      | Mono Vampire Bangkok (Thailand)             |
| DeQuan Jones        | Lille Metropole Basket (France)             |
| Kenny Kadji         | Trabzonspor Medical Park Basketbol (Turkey) |
| Donnavan Kirk       | Fukuoka Rizing (Japan)                      |
| Shane Larkin        | Saski Baskonia Vitoria (Spain)              |
| Trey McKinney Jones | Egis Kormend (Hungary)                      |
| Angel Rodriguez     | Cholet (France)                             |
| Durand Scott        | Enel Basket Brindisi (Italy)                |



## MIAMI RELOADS WITH FIVE NEWCOMERS

The Hurricanes will have five new players wearing Miami uniforms this season, including four freshmen and one junior transfer. Of the five newcomers, Dewan Huell (Miami Norland) and Bruce Brown (Vermont Academy) are high school All-Americans, DJ Vasiljevic (Australia) has FIBA and national team experience, Rodney Miller attended Oak Hill Academy (Va.) and junior Rashad Muhammad was the leading scorer at San Jose State two seasons ago.

## EXCEEDING EXPECTATIONS

In the past five years, Coach Jim Larrañaga's Canes have exceeded preseason expectations every campaign. Larrañaga is the only coach in the ACC to finish above the preseason poll predictions every season, and has the largest margin of surpassing those expectations.

| TOTAL          | 2015-16 | 14-15 | 13-14 | 12-13 | AVG   |
|----------------|---------|-------|-------|-------|-------|
| Miami          | 2       | 4     | 2     | 4     | 3.0   |
| Clemson        | 4       | 2     | 8     | -3    | 2.75  |
| Virginia       | 0       | 3     | 3     | 3     | 2.25  |
| Virginia Tech  | 7       | 0     | 0     | -2    | 1.25  |
| Louisville     | 3       | -1    | N/A   | N/A   | 0.5   |
| Georgia Tech   | 1       | -1    | 0     | 0     | 0.0   |
| Wake Forest    | -3      | 0     | 1     | 1     | -0.25 |
| Boston College | 0       | 1     | -6    | 4     | -0.25 |
| Syracuse       | 0       | -3    | 0     | N/A   | -0.75 |
| Pittsburgh     | 0       | -5    | 1     | N/A   | -1.00 |
| North Carolina | 0       | -3    | -1    | 0     | -1.00 |
| NC State       | -5      | 2     | 3     | -4    | -1.00 |
| Duke           | -2      | -1    | -2    | 0     | -1.25 |
| Notre Dame     | -2      | 4     | -8    | N/A   | -1.5  |
| Florida State  | -5      | -2    | 0     | -2    | -2.25 |

Key: A fifth-place prediction and second-place finish = +3

## LARRAÑAGA ONE OF THE BEST

Among active coaches, Jim Larrañaga is the 11th-winningest coach in the country at major schools with 588 victories, and is ranked No. 42 on the list of all-time winningest coaches at major schools. Among the seven ACC coaches with five-plus years in the league, in their first five years at their current school, Coach L is second in overall wins (118), overall winning percentage (.674), ACC victories (54), winning percentage in ACC games only (.614). Among all-time ACC coaches (includes only seasons coaching at ACC schools during years as ACC member), Coach L is ranked No. 25 all-time in ACC wins and No. 29 all-time in overall wins, in just five years in the league. He is ninth all-time in winning percentage in ACC games only (.614).

## IT'S ALL ABOUT LOCATION

Miami's complete 13-man roster includes players from three countries - Nigeria, Australia and the U.S., including eight states: Connecticut, Florida, Massachusetts, Nevada, New Hampshire, New Jersey, New York, Pennsylvania.

## CANES RECRUIT TOP-15 CLASS FOR 2016-17

In the fall of 2015, Miami signed one of the top 15 recruiting classes in the country, with 247Sports ranking the class No. 9, Scout at No. 10, ESPN at No. 13 and Rivals at No. 13. The 2016 class rankings topped Miami's best mark from 2005, when the Canes signed four four-star recruits - Jimmy Graham, Brian Asbury, Adrian Thomas and Denis Clemente - in a class that was ranked No. 12 in the nation by Scout. In 2009, Miami's signing class was nationally ranked No. 19 by Scout and No. 24 by ESPN. That Hurricanes' heralded 2009 class was comprised of ESPNU 100 picks Durand Scott, Garrius Adams and Donnavan Kirk, in addition to May signee Antoine Allen.

Since 2002, Miami has signed 16 Scout top-100 players, including three five-star, top-25 players in DeQuan Jones (22, 2008), Dewan Huell (25, 2016) and Durand Scott (25, 2009).

Since Larrañaga's arrival, his staff has signed five top-100 players in Huell (25), Bruce Brown (44), Ja'Quan Newton (52, 2014), Rodney Miller (90) and James Palmer (98, 2014). Huell and Brown are the most lauded signees for Miami since Scott in 2009, Jones in 2008, No. 32 Guillermo Diaz in 2003 and McDonald's All-American Darius Rice in 2000.

## STEVE EDWARDS TO BE INDUCTED INTO UMSHOF

University of Miami Sports Hall of Fame has announced its class of 2017 inductees, which includes Steve Edwards, who played basketball at Miami from 1992-96.

One of the most prolific long-range shooters in Miami history, Edwards still ranks second in the record books with 265 career 3-point field goals, a mark that is still the BIG EAST Conference record. Edwards, a two-time honoree as "Mr. Basketball" in the state of Florida, was named to the conference all-freshman team in his first year for UMSHoF member Coach Leonard Hamilton. Plagued by injuries his whole career, he still led Miami in scoring in three of his four seasons and ranks 13th all-time with 1,393 points and is 10th in career steals. "Stevie" led the Canes to their first post-season appearance (1994-1995) since the rebirth of the basketball program and back-to-back-winning seasons.

## RECRUITING THE STATE OF MIAMI

Coach Jim Larrañaga has put great emphasis on recruiting the "state of Miami." UM's recruits from Florida in the past five years include Shane Larkin (Orlando), Tonye Jekiri (Hialeah), Angel Rodriguez (Miami), Joe Thomas (Miami), Anthony Lawrence (St. Petersburg), Dewan Huell (Miami) and Michael Gilmore (Jacksonville).

## MIAMI IN OPENERS

The Canes are 26-5 in season openers since the rebirth of basketball at Miami for the 1985-86 season. Miami is also 26-5 in home openers.

|         |       |                        |     |        |
|---------|-------|------------------------|-----|--------|
| 1985-86 | 11/22 | The Citadel            | W   | 85-77  |
| 1986-87 | 11/28 | vs. UCF                | W   | 64-54  |
| (home)  | 12/8  | Wisconsin              | L   | 54-65  |
| 1987-88 | 11/27 | vs. #9 Michigan        | L   | 76-109 |
| (home)  | 12/17 | St. Thomas             | W   | 71-47  |
| 1988-89 | 11/25 | MD - Eastern Shore     | W   | 108-80 |
| 1989-90 | 11/27 | Maryland Baltimore Co. | W   | 91-74  |
| 1990-91 | 11/23 | George Mason           | L   | 91-97  |
| 1991-92 | 11/23 | Barry                  | L   | 91-97  |
| 1992-93 | 12/1  | FIU                    | L   | 64-72  |
| 1993-94 | 11/26 | Florida Atlantic       | W   | 85-53  |
| 1994-95 | 11/25 | Northeastern Illinois  | W   | 66-48  |
| 1995-96 | 11/24 | Northeastern Illinois  | W   | 81-58  |
| 1996-97 | 11/22 | Buffalo                | W   | 78-61  |
| 1997-98 | 11/14 | at Southern Illinois   | W   | 73-61  |
| (home)  | 11/16 | Florida Atlantic       | W   | 69-47  |
| 1998-99 | 11/13 | at Florida Atlantic    | W   | 97-73  |
| (home)  | 11/27 | Northern Iowa          | W   | 78-69  |
| 1999-00 | 11/19 | at UCF                 | W   | 81-54  |
| (home)  | 11/23 | [24] Monmouth          | W   | 67-46  |
| 2000-01 | 11/18 | at Florida Atlantic    | W   | 76-59  |
| (home)  | 11/25 | Northeastern           | W   | 92-86  |
| 2001-02 | 11/18 | vs. Eastern Michigan   | W   | 93-56  |
| (home)  | 11/24 | Lafayette              | W   | 79-69  |
| 2002-03 | 11/23 | New Hampshire          | W   | 93-58  |
| 2003-04 | 11/21 | Lubbock Christian      | W   | 86-66  |
| 2004-05 | 11/20 | Wofford                | W   | 67-64  |
| 2005-06 | 11/13 | vs. Texas-Arlington    | W   | 76-65  |
| (home)  | 11/19 | Morgan State           | W   | 83-51  |
| 2006-07 | 11/11 | FIU                    | W   | 73-50  |
| 2007-08 | 11/9  | Florida Southern       | W   | 104-61 |
| 2008-09 | 11/15 | [17/16] Fla. Southern  | W   | 96-60  |
| 2009-10 | 11/14 | NC Central             | W   | 83-53  |
| 2010-11 | 11/12 | Jacksonville           | W   | 89-77  |
| 2011-12 | 11/11 | Tennessee Tech         | W   | 69-58  |
| 2012-13 | 11/9  | Stetson                | W   | 87-79  |
| 2013-14 | 11/8  | St. Francis Brooklyn   | LOT | 62-66  |
| 2014-15 | 11/14 | [RV] Howard            | W   | 84-49  |
| 2015-16 | 11/13 | [RV] UTRGV             | W   | 86-59  |

## AP TOP 25

Oct. 31, 2016

|    |                |     |       |
|----|----------------|-----|-------|
| 1  | Duke (58)      | 0-0 | 1,612 |
| 2  | Kentucky (2)   | 0-0 | 1,479 |
| 3  | Kansas         | 0-0 | 1,476 |
| 4  | Villanova (4)  | 0-0 | 1,465 |
| 5  | Oregon (1)     | 0-0 | 1,343 |
| 6  | North Carolina | 0-0 | 1,314 |
| 7  | Xavier         | 0-0 | 1,167 |
| 8  | Virginia       | 0-0 | 1,149 |
| 9  | Wisconsin      | 0-0 | 1,135 |
| 10 | Arizona        | 0-0 | 1,004 |
| 11 | Indiana        | 0-0 | 917   |
| 12 | Michigan St    | 0-0 | 903   |
| 13 | Louisville     | 0-0 | 755   |
| 14 | Gonzaga        | 0-0 | 699   |
| 15 | Purdue         | 0-0 | 672   |
| 16 | UCLA           | 0-0 | 540   |
| 17 | Saint Mary's   | 0-0 | 512   |
| 18 | Connecticut    | 0-0 | 504   |
| 19 | Syracuse       | 0-0 | 464   |
| 20 | West Virginia  | 0-0 | 360   |
| 21 | Texas          | 0-0 | 250   |
| 22 | Creighton      | 0-0 | 231   |
| 23 | Rhode Island   | 0-0 | 199   |
| 24 | Iowa State     | 0-0 | 168   |
| 25 | Maryland       | 0-0 | 144   |

## USA TODAY COACHES POLL

Oct. 31, 2016

|    |                |     |     |
|----|----------------|-----|-----|
| 1  | Duke (27)      | 0-0 | 792 |
| 2  | Kansas (1)     | 0-0 | 721 |
| 3  | Villanova (1)  | 0-0 | 700 |
| 4  | Kentucky (2)   | 0-0 | 695 |
| 5  | Oregon (1)     | 0-0 | 620 |
| 6  | North Carolina | 0-0 | 614 |
| 7  | Virginia       | 0-0 | 596 |
| 8  | Xavier         | 0-0 | 552 |
| 9  | Michigan St    | 0-0 | 544 |
| 10 | Wisconsin      | 0-0 | 487 |
| 11 | Arizona        | 0-0 | 468 |
| 12 | Indiana        | 0-0 | 435 |
| 13 | Gonzaga        | 0-0 | 371 |
| 14 | Louisville     | 0-0 | 367 |
| 15 | Purdue         | 0-0 | 324 |
| 16 | Connecticut    | 0-0 | 239 |
| 17 | Syracuse       | 0-0 | 224 |
| 18 | West Virginia  | 0-0 | 204 |
| 19 | Saint Mary's   | 0-0 | 203 |
| 20 | UCLA           | 0-0 | 185 |
| 21 | Maryland       | 0-0 | 153 |
| 22 | Texas          | 0-0 | 124 |
| 23 | Creighton      | 0-0 | 113 |
| 24 | Rhode Island   | 0-0 | 85  |
| 25 | Cincinnati     | 0-0 | 75  |



## LARRAÑAGA AND CAPUTO TOGETHER 15 YEARS

This season head coach Jim Larrañaga and associate head coach Chris Caputo begin their 15th season on sidelines together, dating back to their time at George Mason University. Caputo started on Coach L's staff as the video coordinator for the 2002-03 season, and along the way, the native of Elmhurst, N.Y., was an assistant coach and is now the associate head coach for the Hurricanes. Caputo helped the 2006 GMU team to the NCAA Final Four and has made five total NCAA Tournament appearances with Larrañaga. Both Caputo and Larrañaga attended Archbishop Molloy High School (N.Y.) and played for legendary head coach Jack Curran.

## COACHING COORDINATORS FOR MIAMI

Miami's assistant coaching staff is set up in a coordinator system, with Jamal Brunt as the offensive coordinator, Chris Caputo manning the defense and Adam Fisher handling the scout for every opponent. James Johnson is the dean of discipline.

## LARRAÑAGA GRADUATES CANES

All four Hurricane seniors graduated from Miami following the 2015-16 campaign. In May 2015 Sheldon McClellan earned his bachelor of liberal arts degree and in December Angel Rodriguez earned his bachelor's of education degree with a major in sports administration and a minor in sociology, the same degree Ivan Cruz Uceda and Tonye Jekiri both completed in May.

Now all four men are playing professional basketball, with McClellan in the NBA and Rodriguez (France), Jekiri (Turkey) and Cruz Uceda (Spain) all overseas.

## FACILITY UNDERGOING \$1.7 MILLION RENOVATION

The basketball facility is in the process of a \$1.7 million renovation that will include upgrades to the locker rooms, student-athlete lounges, office spaces, weight room and practice facility hallways.

The project is being split into two phases, beginning with the \$1.7 million remodel. The second phase will begin following the 2016-17 season.

The coaches' offices and hallways of the facility will feature highlights from great moments in Miami basketball history, as well as photos of select stars from both the men's and women's teams. Also on display will be large-scale images of UM's ProCanes as well as the newest Canes adidas gear.

The players' lounge will feature a gaming center complete with couches and televisions.

The walls of the practice facility will showcase photos of celebrity Canes fans throwing up the U and images of the sold-out student section.

The overall concept will be produced by ZeDesign. The wallpaper-style graphics will be printed on Dreamscape material. Office flooring will be provided by Southeastern Surfaces and Equipment while furniture will be from DreamSeat, Apricot and ZeDesign.

Student-athletes will have custom lockers from Longhorn Lockers and ProSound will upgrade the sound system in the locker room, lounges and coaches' offices.

## LARRAÑAGA CONTRACT EXTENDED THROUGH 2022

The University of Miami extended Coach Jim Larrañaga's contract through May 31, 2022, Director of Athletics Blake James announced in September 2014. Larrañaga first signed a five-year contract in April 2011, then was granted a three-year extension in 2012.

## ACC TELECONFERENCE

Miami head coach Jim Larrañaga and the league's 14 other coaches will be featured on a weekly teleconference each Monday during the 2016-17 basketball season from 10:30 a.m. to 1 p.m. Each coach will have 10 minutes to make an opening statement and answer questions. There will be an audio file available of each teleconference on the Conference's official website (theACC.com) each Monday afternoon as well as a written transcript of the call. Media representatives wishing to participate in the teleconference should contact the ACC Communications Office or Amy LaBrie at Miami for the call-in number.

Coach Larrañaga will be on the call at the following times each week:

Monday, Jan. 9 12:20 p.m.  
Monday, Jan. 16 12:20 p.m.  
Monday, Jan. 23 Noon  
Monday, Jan. 30 Noon  
Monday, Feb. 6 12:10 p.m.  
Monday, Feb. 13 12:10 p.m.  
Monday, Feb. 20 Not on the call.  
Monday, Feb. 27 Not on the call.

## HURRICANES MAKE DIVISION I ATHLETICS HISTORY

Miami was the only school in NCAA Division I athletics to have its football team play in a bowl game, men's and women's basketball teams reach the NCAA tournament and baseball team advance to the College World Series during the 2015-16 academic year.

The 2015-16 Hurricanes men's basketball team played its way into the NCAA Tournament's Sweet 16 for the second time in four seasons and just the third time in school history. Miami ended the season ranked

No. 10 by the Associated Press and No. 8 in the USA Today Coaches Poll. The Canes were ranked in the polls a school record 18 straight weeks and ranked top-15 for a school record 14 weeks. Miami's 27 wins were the second-most victories in school history, behind 29 in the 2012-13 season. The Hurricanes finished 13-5 in ACC action, tied for second place in the league and posted a perfect 9-0 mark at home in conference play and defeated five ranked teams.

## MIAMI BASKETBALL – THE EARLY YEARS

The University of Miami basketball program was dormant for 14 years from 1971-1985. In 1983 Director of Athletics Sam Jankovich announced the resurrection of men's basketball at Miami, with the reinstatement vote by the UM Board of Trustees on Oct. 12, 1983. Head coach Bill Foster was hired March 21, 1984, adding assistants Clint Bryant, Seth Greenberg and Cesar Odio by July 1. On Oct. 15, 1984 the first men's basketball practice in 12 years was held on the patio in the center of campus, viewed by more than 200 students. Miami defeated The Citadel, 85-77, on Nov. 22, 1985, in the first game of the new era of UM basketball.

## SEBASTIAN THE IBIS



In 1926, the University of Miami adopted the Ibis as the official mascot for the University's athletic teams. Representing the leadership, courage, knowledge, strength

and speed characteristics that our student-athletes portray. As the clouds become dark and a hurricane approaches, folklore maintains that other birds look to the Ibis for leadership. The Ibis uses its instinct to detect danger. It is the last sign of wildlife to take shelter before a hurricane hits, giving warning that danger is imminent. As the storm passes the Ibis is the first to reappear, a sign that clear skies are approaching.

## MIAMI ANNOUNCES THE WATSCO CENTER

In October, the University of Miami announced the naming of its multi-purpose entertainment facility as the Watsco Center.

Watsco, Inc., based in Miami, is traded on the New York Stock Exchange and is the largest distributor of air conditioning, heating and refrigeration products with annual sales of more than \$4 billion, 5,000 employees and 563 locations throughout North America. Watsco has provided funding to the University since the 1990s through its "Watsco's Kids" program, providing children in the community free access to performance arts, sports and other events at the University.

The Watsco Center, located in the heart of the Coral Gables campus, and formerly known as the BankUnited Center, is the largest multi-purpose entertainment facility of its kind south of downtown Miami, with more than 200,000 square feet, 8,000 seats and 25 executive suites. The venue has played host to numerous nationally televised University of Miami men's and women's college basketball games, world-class musicians and performers, community events, and several presidential debates, forums and rallies.

The Canes opened the arena Jan. 4, 2003 with an overtime win over North Carolina. Since then, Miami has won the ACC regular season championship in the building and hosted postseason NIT games. Since its opening, the arena has hosted a number of memorable events and sold-out shows, including Green Day, Coldplay, John Mayer, Drake, The Fray, and Barry Manilow, as well as being the setting for televised events and award shows such as the 2004 Presidential Debates, Unplugged featuring Ricky Martin and Thalia, Premio Lo Nuestro, Premios Juventud, Billboard's Latin Music Awards, and most recently The X Factor. The venue has also welcomed world-renowned figures and politicians, including His Holiness the Dalai Lama, former President Bill Clinton, current President Barack Obama, former Secretary of State Hillary Clinton and Senator John McCain.





## 2015-16 IN REVIEW

### 2015-16 TEAM HIGHLIGHTS

- First team in Miami history to sell out its home arena for the entire season.
- Third squad in Miami history to play in the Sweet 16.
- 24 regular season wins tied with the 2012-13 season for the most in Miami history.
- 13 wins in ACC play were the second-most in school history, behind 15 in 2012-13.
- Perfect 9-0 at home in ACC play, 15-1 at home overall.
- Defeated five ranked teams: No. 3 Virginia, No. 11 Louisville, No. 16 Utah, No. 22/20 Butler and No. 24/20 Duke, with back-to-back wins over Virginia and Louisville.
- Ranked in the polls a school record 17 straight weeks. Ranked top-15 for a school record 14 weeks.
- Won the Puerto Rico Tip Off, defeating No. 16 Utah, No. 22/20 Butler and Mississippi State by 20.0 points per game. Puerto Rico native Angel Rodriguez was named MVP.
- Won ACC/Big Ten Challenge game at Nebraska, 77-72, in overtime.
- Defeated in-state rival Florida, which was receiving votes at the time.
- Posted 11-1 non-conference regular season record with only loss on a buzzer-beater vs. Northeastern. The Canes were 6-1 at home, 2-0 on the road and 3-0 at neutral sites.
- Coach L named ACC Coach of the Year for second time in four seasons.
- Sheldon McClellan named to the USBWA All-District Team and Coach Larrañaga recognized as District IV Coach of the Year.
- Three players - Sheldon McClellan, Tonye Jekiri and Angel Rodriguez - named All-ACC, while Jekiri was on the ACC Defensive Team. Davon Reed was on the All-ACC Academic Team.
- Sheldon McClellan named to the 2016 ACC All-Tournament Second Team.

### MIAMI POSTS THIRD 25-WIN SEASON

Coach Jim Larrañaga posted his third 25-win season and fourth 20-win season in five years at The U. This was also his fifth-career 25-win season and 10th-career 20-win campaign. Larrañaga is just the second coach in Miami history with four 20-win seasons, joining Bruce Hale (1954-67), and is the only Miami coach with a 25-win year.

This was Miami's third 25-win campaign (all under Coach L) and seventh 20-win season since joining the ACC for the 2004-05 campaign.

### 13+ ACC WINS FOR THE SECOND TIME UNDER COACH L

Miami won 13 games in ACC play for just the second time in school history, along with 15 wins in 2012-13. In five seasons under Larrañaga, the Canes have won seven-or-more ACC games each season. Prior to the arrival of Coach L, Miami had never won 10 ACC games in a season.

### TIED FOR MOST REGULAR-SEASON WINS

Miami was 24-5 in the regular season, tied with the 24-6 record in 2012-13 for the most regular-season wins in Hurricanes history. In Larrañaga's five seasons, the Canes have the following records in the regular season: 2015-16: 24-5; 2014-15: 20-11; 2013-14: 16-15; 2012-13: 24-6; 2011-12: 18-11.

### BEST FG SHOOTING PERCENTAGE IN 27 YEARS

The Canes made 47.9 percent (907-1895) from the field, the best in Miami's history since the 1988-89 season when UM hit 49.2 percent (1024-2083) of its shots.

Miami's 74.9 percent clip (578-772) at the line was the best since 77.1 percent (523-678) in 2001-02.

### THE HURRICANES IN THE NCAA TOURNAMENT

The Canes were a No. 3 seed for the first time in UM history. Miami's highest seed was No. 2, in 2013 and 1999.

The Canes played in the NCAA Tournament for the eighth time.

Miami is 8-8 in NCAA Tournament play.

Miami played in its third Sweet 16, has played in the second round five times and played just one game three times.

Under head coach Jim Larrañaga, Miami is 4-2 in the NCAA Tournament in just four seasons. The Hurricanes were 4-6 in their first six appearances.

UM has won at least one game in the NCAA Tournament in five of eight appearances, including three straight and in five of the last six.

UM has won five of its last eight games in the NCAA Tournament after going 2-1 in 2013 and 1-1 in 2008.

Five different coaches have led Miami to its eight NCAA appearances. Leonard Hamilton (3: 1998-00) and Jim Larrañaga (2: 2013, 2016) are the only coaches to lead the Canes to multiple NCAA berths.

Miami and Texas A&M were the only two schools among top-three seeds who did not play in the NCAA Tournament in 2014-15.

### MIAMI CONTINUES TO EXCEED EXPECTATIONS

Miami was a 3-seed in the 2016 NCAA Tournament, one of five teams among the 12 top three-seeds that was not ranked in the AP preseason poll.

### ALL-ACC AWARDS FOR THE HURRICANES

Coach Jim Larrañaga was named the ACC Coach of the Year for the second time in four seasons, while three players earned postseason honors. Coach Jim Larrañaga - Coach of the Year (ACSM/Coaches); Tonye Jekiri - All-Defensive Team (ACSM/Coaches); Sheldon McClellan - Second Team All-ACC (ACSM/Coaches); Angel Rodriguez - Third Team All-ACC (ACSM/Coaches); Tonye Jekiri - Honorable Mention (ACSM/Coaches). Since joining the league in 2004-05, Miami has had 34 honorees on ACC postseason award lists, 21 of whom have come under Coach L's watch, including five of Miami's six All-Defensive Team players. Jekiri is the only Hurricane to be named to that team twice.

### MCCLELLAN 11TH-MOST EFFICIENT PLAYER IN THE NATION, 180 PLAYER

Sheldon McClellan was the 11th-most efficient offensive player in the nation among players with 20 percent-or-more possessions used, according to KenPom.com. He was also the third most efficient player in the ACC overall, and No. 30 in the nation. McClellan was 17th in the ACC (league games only) in 2-point field goal percentage (54.6), ninth in true shooting percentage (60.7) and 10th in free throw percentage (83.5). He was fourth in the ACC in turnover rate (9.6).

McClellan also hit 56.7 percent from two, 38.9 percent from three and 83.8 percent at the line, adding up to 179.4, nearly the mark of an 180 player.

### JEKIRI EARNS MOST WINS IN PROGRAM HISTORY

In four seasons at Miami, Tonye Jekiri won 96 games, the most of any Hurricane in school history. Jekiri was the only remaining player from the 2012-13 ACC Championship and NCAA Sweet 16 team. That season, Jekiri did not play in a pair of games, playing in just 27 wins individually. He played in every victory since, with 17 as a sophomore, 25 as a junior and 27 as a senior.

### NEWTON BEST SIXTH MAN IN THE COUNTRY

Dick Vitale lauded Miami sophomore Ja'Quan Newton as the "best sixth man in the country." Newton immensely improved his stats from his freshman year, and scored in double digits 21 times last season.

|        | GP | PPG  | FG%  | 3FG  | FT%  | 10+Pts | MPG  |
|--------|----|------|------|------|------|--------|------|
| '15-16 | 30 | 10.8 | 46.9 | 9/26 | 73.4 | 21     | 22.8 |
| '14-15 | 34 | 4.0  | 40.5 | 4/10 | 64.1 | 4      | 13.5 |

In the 10 ACC victories Newton played in (not vs. VT twice, Louisville and Notre Dame), he averaged 11.4 points and 2.3 assists per game, hitting 50.6 percent from the field. In the Canes' four losses he played in, he put up 6.8 points and 1.3 assists per outing, knocking down 26.5 percent of his shots.

### REED NAMED TO ALL-ACC ACADEMIC TEAM

Davon Reed was named to the 2015-16 All-Atlantic Coast Conference Academic Men's Basketball team. The junior from Ewing, N.J., is majoring in sports administration.

### HOOPS TEAMS COMBINE FOR HISTORIC SEASON

The 2015-16 season was the top combined year ever between Miami's men's and women's basketball programs. Together, they went 51-17, setting a school record for combined victories and winning percentage (.750). Additionally, it was the third time, joining 1997-98 and 2012-13, both teams reached the NCAA Tournament in the same season. Miami was one of 10 schools in the nation to have its men's team and women's team conclude the 2015-16 season ranked in the *USA TODAY* Coaches Poll, as they checked in at No. 8 and No. 24, respectively.



| MIAMI'S RECORD WHEN...<br>RECORD          | 2015-16 |      | COACH L |       |
|---|---------|------|---------|-------|
|   | ALL     | ACC  | AT UM   | ACC   |
| All games                                 | 27-8    | 13-5 | 118-58  | 54-34 |
| Home                                      | 15-1    | 8-0  | 63-20   | 31-13 |
| Away                                      | 6-5     | 4-5  | 36-26   | 23-21 |
| Neutral                                   | 6-2     |      | 19-11   |       |
| November                                  | 5-1     |      | 24-7    |       |
| December                                  | 6-0     |      | 21-9    | 0-1   |
| January                                   | 5-3     | 5-3  | 23-14   | 21-14 |
| February                                  | 7-1     | 7-1  | 27-15   | 26-15 |
| March                                     | 4-3     | 1-1  | 23-11   | 7-4   |
| April                                     | --      | --   | 0-1     | --    |
|   |         |      |         |       |
| Vs. Top 10 opponents                      | 1-3     | 1-1  | 5-11    | 4-8   |
| Vs. Top 25 opponents (includes Top 10)    | 5-4     | 3-2  | 13-24   | 8-17  |
| Vs. RV opponents (either or both polls)   | 2-0     | 1-0  | 10-2    | 4-0   |
| Vs. teams over .500 on game day           | 22-8    | 12-5 | 76-50   | 38-29 |
| Vs. teams under .500 on game day          | 2-0     | 1-0  | 27-6    | 12-5  |
| Vs. teams at .500 on game day             | 3-0     |      | 14-1    | 4-0   |
| While UM is in the Top 25                 | 22-8    | 13-5 | 42-16   | 25-10 |
| While UM is RV (only)                     | 5-0     |      | 19-4    | 4-1   |
|   |         |      |         |       |
| Leading at halftime                       | 22-1    | 9-1  | 87-13   | 36-10 |
| Trailing at halftime                      | 5-7     | 4-4  | 26-42   | 14-23 |
| Tied at halftime                          | --      |      | 5-2     | 3-1   |
| Single overtime                           | 1-0     |      | 3-6     | 1-2   |
| Double overtime                           | --      |      | 3-1     | 2-1   |
| In overtime games (single+double)         | 1-0     |      | 6-7     | 3-3   |
| Leading with 2:00 left in regulation      | 26-1    | 13-0 | 108-7   | 50-3  |
| Trailing with 2:00 left in regulation     | 1-7     | 0-5  | 8-47    | 3-30  |
| Tied with 2:00 left in regulation         | --      |      | 2-1     | 0-1   |
|   |         |      |         |       |
| UM shoots 50% or better from field        | 14-3    | 4-0  | 42-5    | 14-2  |
| UM shoots 40-49% from field               | 9-4     | 6-4  | 61-17   | 34-14 |
| UM shoots under 40% from field            | 4-1     | 3-1  | 15-35   | 6-18  |
| Opp. shoots 50% or better from field      | 2-6     | 1-4  | 7-19    | 3-11  |
| Opp. shoots 40-49% from field             | 12-2    | 6-1  | 52-25   | 27-15 |
| Opp. shoots under 40% from field          | 13-0    | 6-0  | 60-13   | 24-8  |
| UM shoots 70% or better from the line     | 23-5    | 11-2 | 77-29   | 33-17 |
| UM shoots less than 70% from the line     | 4-3     | 2-3  | 41-28   | 30-16 |
| UM makes more 3-point FGs                 | 18-2    | 8-2  | 62-23   | 30-18 |
| UM makes fewer 3-point FGs                | 7-3     | 4-2  | 37-22   | 18-13 |
| 3-point FGs are even                      | 2-3     | 1-1  | 10-5    | 6-3   |
| Four or more Canes in double figures      | 16-3    | 6-2  | 57-12   | 24-9  |
| Three Canes score in double figures       | 8-1     | 5-1  | 44-22   | 23-9  |
| Two or less Canes score in double figures | 3-4     | 2-2  | 17-23   | 7-16  |
|   |         |      |         |       |
| UM outrebounds opponent                   | 16-2    | 5-2  | 77-19   | 30-13 |
| Opp. outrebounds UM                       | 10-6    | 7-3  | 36-38   | 22-21 |
| Tied in rebounds                          | 1-0     | 1-0  | 5-0     | 2-0   |
| UM records 10 or more steals              | 6-0     | 3-0  | 19-4    | 7-1   |
| UM records 15 or more assists             | 6-1     | 1-0  | 34-2    | 15-1  |
| UM commits less than 15 turnovers         | 25-7    | 13-5 | 105-49  | 49-30 |
| UM commits 15 or more turnovers           | 2-1     |      | 11-3    | 3-4   |
| UM commits less turnovers than opp.       | 14-3    | 8-2  | 66-23   | 31-12 |
| UM commits more turnovers than opp.       | 8-5     | 2-3  | 40-23   | 17-16 |
| Tied in turnovers                         | 5-0     | 3-0  | 12-10   | 6-6   |
|   |         |      |         |       |
| UM scores 59 points or less               | 0-1     | 0-1  | 9-26    | 5-17  |
| UM scores between 60-69 points            | 9-5     | 7-3  | 36-20   | 20-8  |
| UM scores between 70-79 points            | 8-2     | 5-1  | 45-10   | 19-8  |
| UM scores between 80-89 points            | 6-0     | 1-0  | 19-1    | 6-1   |
| UM scores between 90-99 points            | 3-0     |      | 8-0     | 3-0   |
| UM scores 100 or more points              | 1-0     |      | 1-0     | 0-0   |
| Playing during the morning (11 a.m.)      | --      |      | 1-0     |       |
| Playing during the afternoon              | 7-5     | 4-4  | 36-20   | 20-15 |
| Playing in the evening (5 p.m. or later)  | 20-3    | 9-1  | 80-36   | 34-19 |
| Games decided by three points or less     | 3-1     | 3-0  | 15-13   | 8-9   |
| Games decided by four to 10 points        | 7-2     | 3-1  | 36-22   | 18-15 |
| Games decided by 11-19 points             | 10-3    | 6-3  | 41-16   | 18-6  |
| Games decided by more than 20 points      | 7-2     | 1-1  | 26-6    | 10-4  |

#### SINCE THE ARRIVAL OF COACH JIM LARRAÑAGA AT MIAMI IN 2011-12 ...

(only includes teams while in the ACC, not with previous conference affiliations)

- Miami won ACC Regular Season and ACC Tournament Championships in 2013.
- Miami has played in a pair of NCAA Sweet 16 games, in 2013 and 2016.
- Miami has 35 overall road wins, the most in the conference, leading 34 from North Carolina, 33 by Virginia and 31 from Duke.
- Miami has posted an 8-6 combined record against Duke (4-2) and North Carolina (4-4).
- Miami has the fourth-most ACC wins (54) in league play, behind Duke (66), Virginia (65) and North Carolina (64).
- Miami has the fourth-most ACC road wins (23) in league play, behind Duke (29), North Carolina (29) and Virginia (25).
- Miami has the fourth-most ACC home wins (31), behind Virginia (40), Duke (37) and North Carolina (35).
- Miami is one of four schools with seven-or-more wins in the ACC Tournament: North Carolina 10, NC State 8, Miami 7 and Florida State 7.
- Miami is one of six ACC schools with a winning record in the NCAA Tournament: Duke, Louisville, Miami, North Carolina, NC State and Notre Dame.
- Miami's seeds in the ACC Tournament have been No. 1, No. 3, No. 6 (2x) and No. 10.
- Miami is one of 10 ACC teams to make an NCAA tournament appearance.
- Miami played in the championship game of the NIT in 2015.
- ACC Selections: Two ACC Coach of the Year, one ACC Player of the Year, ACC Defensive Player of the Year, one ACC Tournament MVP, four ACC All-Tournament, one first-team All-ACC, two second-team All-ACC, four third-team All-ACC, six honorable mention All-ACC, one ACC All-Rookie Team and five ACC All-Defensive Team.
- Miami has the most lopsided win over Duke (27 points) and second-most lopsided wins over North Carolina (26 points) and Florida State (24 points) of any ACC team.
- Miami has won eight ACC games by 20-or-more points: Boston College (27, 22, 22 and 21), Duke (27), North Carolina (26), Florida State (24) and Virginia Tech (24).
- Won at Cameron Indoor Stadium twice. Dealt Duke two of its five overall, and three ACC, losses by 16-plus points. Scored 90 points against Duke twice. Dealt Duke its last two regular-season losses by 16-or-more points: 27 (90-63) on Jan. 23, 2013 at Miami, and 16 (90-74) on Jan. 13, 2015 at Duke.
- All 20 seniors have earned academic degrees from UM: Garrius Adams, Raphael Akpejori, Rion Brown, Ivan Cruz Uceda, Julian Gamble, Malcolm Grant, Justin Heller, Tonye Jekiri, Reggie Johnson, DeQuan Jones, Kenny Kadji, Donnavan Kirk, Sheldon McClellan, Kamari Murphy, Trey McKinney Jones, Ryan Quiglar, Angel Rodriguez, Durand Scott, Erik Swoope and Joe Thomas.

#### In the five years prior to the arrival of Coach L (2006-11) ...

- Miami tied for the 10th-most ACC wins (29) in the league, tied with Georgia Tech (29), and ahead of NC State (25).
- Miami recorded 95 overall wins, seventh-most in the ACC.
- Miami's seeds in the ACC Tournament were No. 5, No. 8, No. 9 (2x) and No. 12.
- Miami was 1-14 combined vs. Duke and UNC.
- Miami had one first-team All-ACC, one second-team All-ACC, two third-team All-ACC, one honorable mention All-ACC, one ACC All-Rookie Team and one ACC All-Tournament Team selection.

#### COACH LARRAÑAGA'S MILESTONE VICTORIES

| Victory | Date     | Opponent         | Score | School        |
|---------|----------|------------------|-------|---------------|
| 50      | 02/10/88 | Miami (Ohio)     | 65-59 | Bowling Green |
| 100     | 02/23/91 | Kent State       | 84-57 | Bowling Green |
| 150     | 12/22/94 | at Ohio State    | 59-50 | Bowling Green |
| 200     | 12/27/97 | Northeastern     | 66-60 | George Mason  |
| 250     | 12/20/00 | Coastal Carolina | 81-65 | George Mason  |
| 300     | 12/02/03 | East Carolina    | 76-65 | George Mason  |
| 350     | 01/26/06 | William & Mary   | 81-58 | George Mason  |
| 400     | 02/27/08 | William & Mary   | 68-59 | George Mason  |
| 450     | 12/08/10 | Loyola (Md.)     | 66-52 | George Mason  |
| 500     | 01/05/12 | at Georgia Tech  | 62-49 | Miami         |
| 550     | 01/24/15 | at Syracuse      | 66-62 | Miami         |

100th win at Miami Co. of Charleston, 12/19/15 85-63





## THE LAST TIME ...

### Player Scored 30 Points

Miami Sheldon McClellan (31), at Charlotte, 11/25/14  
Opponent Seth Allen (31), vs. Virginia Tech, 3/10/16

### Player Scored 35 Points

Miami Jack McClinton (35) vs. North Carolina, 3/15/09  
Opponent Xavier Rathen-Mayes (35) Florida State, 2/25/15

### Player Scored 40 Points

Miami Darius Rice (43) vs. Connecticut, 1/20/03  
Opponent Sean Singletary (41), Virginia, 3/1/08

### Two Players Scored 20 Points

Miami Angel Rodriguez (27), Sheldon McClellan (20) vs. Buffalo, 3/17/16  
Opponent Kris Jenkins (21), Ryan Arcidiacono (21), Villanova, 3/24/16

### Three Players Scored 20 Points

Miami Dwayne Collins (23), Brian Asbury (21), Jack McClinton (20) vs. Virginia Tech, 1/25/09  
Opponent Travis Mays (40), Alvin Heggis (22), Lance Blanks (21), Texas, 2/22/89

### Five (not 5+) Players Scored in Double Figures

Miami Angel Rodriguez (27), Sheldon McClellan (20), Kamari Murphy (11), Davon Reed (10), Ja'Quan Newton (10), vs. Buffalo, 3/17/16  
Opponent Shawn Long (21), Jay Wright (13), Kasey Shepherd (12), Bryce Washington (11), Devonta Walker (11) vs. Louisiana 11/16/15

### Six (not 6+) Players Scored in Double Figures

Miami Davon Reed (19), Angel Rodriguez (18), Sheldon McClellan (16), Ivan Cruz Uceda (13), Anthony Lawrence (12), Ja'Quan Newton (11) vs. Louisiana 11/16/15

### Seven+ Players Scored in Double Figures

Miami Sheldon McClellan (18), Ja'Quan Newton (15), James Palmer (14), Ebuka Izundu (11), Angel Rodriguez (11), Ivan Cruz Uceda (10), Anthony Lawrence Jr. (10) vs. Mississippi State 11/19/15

### Player Grabbed 15 Rebounds

Miami Tonye Jekiri (17) at Boston College, 1/20/16  
Opponent Brice Johnson (15) vs. North Carolina, 2/20/16

### Two Players Grabbed 10 Rebounds

Miami Kamari Murphy (13), Davon Reed (12), vs. Buffalo, 3/17/16  
Opponent Tyler Roberson (11), Tyler Lydon (10), Syracuse, 1/2/16

### Three Players Grabbed 10 Rebounds

Miami Mark Richardson (11), Eric Brown (10), Joe Wylie (10) vs. FIU, 3/6/89  
Opponent Matt Harpring (12), Dion Glover (10), Michael Maddox (10), Georgia Tech, 12/27/97

### Player Had 10 Assists

Miami Angel Rodriguez (11), vs. Duke, 1/25/16  
Opponent Kris Dunn (13), Providence, 12/22/14

### Player Had 10 Blocks

Miami Anthony King (10) vs. Florida Atlantic, 11/29/04  
Opponent Jarvis Varnado (10), Mississippi State, 12/13/07

### Player Had a Double-Double

Miami Kamari Murphy (11 pts, 13 reb) and Davon Reed (10 pts, 12 reb) vs. Buffalo, 3/17/16  
Opponent Zach Auguste (18 pts, 11 reb) at Notre Dame, 3/2/16

### Player Had a Triple-Double

Miami Anthony King (11 pts, 10 reb, 13 blks) vs. Florida Atlantic, 11/29/04  
Opponent Brendan Haywood (18 pts, 14 reb, 10 blks), North Carolina, 12/4/00

### Two Players Had Double-Doubles

Miami Kamari Murphy (11 pts, 13 reb) and Davon Reed (10 pts, 12 reb) vs. Buffalo, 3/17/16  
Opponent Brice Johnson (22 pts, 11 rebs) & J.P. Tokoto (10 pts, 10 rebs), North Carolina, 2/28/15

### Team Scored 100 Points

Miami 105 vs. Mississippi State, 11/19/15  
Opponent 105, North Carolina, 1/31/07

### Team Scored 50 Points in a Half

Miami 55 (2nd half) at La Salle, 12/22/15  
Opponent 54 (2nd half) at North Carolina, 2/20/16

### Team Shot 50 Percent in Both Halves

Miami .600 (12-20) / .500 (9-18) vs. Wichita State, 3/19/16  
Opponent .64.0 (16-25) / .615 (16-26) vs. Villanova, 3/24/16

### Team Shot 60 Percent in a Half

Miami .667 (14-21), first half, vs. Villanova, 3/24/16  
Opponent .615 (16-26), second half, vs. Villanova, 3/24/16

### Team Shot 70 Percent in a Half

Miami .739 (17-23), first half, at Florida State, 2/13/13

### Team Shot 60 Percent in a Game

Miami .638 (30-47), at Florida State, 2/13/13  
Opponent .627 (32-51), Villanova, 3/24/16

### Team Shot Less Than 30 Percent in a Game

Miami .293 (12-41), vs. Eastern Kentucky, 12/19/14  
Opponent .296 (16-54), vs. Virginia Tech, 2/17/16

### THE LAST TIME A MIAMI FRESHMAN ...

|                              |   |
|------------------------------|---|
| Scored 26+ Points:           | Durand Scott, 29, vs. North Carolina, 3/02/10                       |
| Scored 20-25 Points:         | Deandre Burnett, 21, vs. Green Bay, 12/6/14                         |
| Perfect from Field (5+ att): | Reggie Johnson (RS), 8-of-8, vs. Wake Forest, 3/11/10               |
| Perfect from 3-Pt (3+ att):  | Anthony Lawrence, 4-of-4, vs. Notre Dame, 2/3/16                    |
| 10+ Rebounds:                | Reggie Johnson (RS), 12, vs. Virginia Tech, 03/12/10                |
| 10+ Assists:                 | Durand Scott, 10, vs. North Carolina Central, 11/14/09              |
| 5-9 Assists:                 | Ja'Quan Newton, 5, at Notre Dame, 1/17/15                           |
| 5+ Steals:                   | Shane Larkin, 6, vs. North Carolina, 01/10/12                       |
| 4+ Blocks:                   | Raphael Akpejori, 4, McNeese State, 11/24/10                        |
| Double-Double:               | Julian Gamble (RS), 13 points, 13 rebounds, North Florida, 12/31/08 |

#### UM RECORDS

#### GAME

|               |  |
|---------------|--|
| POINTS SCORED | 59 - Rick Barry vs. Rollins, 1965                        |
| FIELD GOAL %  | 1.000 (7-7) - Raymond Hicks vs. NC A&T, 2008             |
| 3-POINT FG    | 9 - Johnny Hemsley vs. Lafayette, 1999                   |
| 3-POINT FG%   | 1.000 (5-5) (5x) last - Malcolm Grant vs. NC State, 2011 |
| FT MADE       | 22 (2x) last - Rick Barry vs. Florida Southern, 1965     |
| FT %          | 1.000 (16-16) - Jack McClinton vs. NC State, 2009        |
| REBOUNDS      | 29 - Rick Barry vs. Oklahoma City, 1965                  |
| ASSISTS       | 14 - Michael Gardner vs. Pittsburgh, 1993                |
| STEALS        | 9 - Jerome Scott vs. FIU, 1991                           |
| BLOCKED SHOTS | 13 - Anthony King vs. Florida Atlantic, 2004             |

#### ACC GAME

|  |
|--|
| 35 - Jack McClinton vs. North Carolina 02/15/09                    |
| .900 (9-10) - Reggie Johnson at Duke 01/02/11                      |
| 7 (3x) last - Jack McClinton vs. North Carolina 02/15/09           |
| 1.000 (5-5) - James Palmer at Virginia Tech 03/07/15               |
| 1.000 (5-5) - Malcolm Grant at NC State 01/23/11                   |
| 16 - Jack McClinton vs. NC State 03/07/09                          |
| 1.000 (16-16) - Jack McClinton vs. NC State 03/07/09               |
| 17 - Tonye Jekiri vs. Clemson 02/08/15, at Boston College, 1/20/16 |
| 9 (3x) last - Shane Larkin vs. North Carolina 02/09/13             |
| 6 - Shane Larkin at North Carolina 01/10/12                        |
| 6 - Anthony King vs. Florida State 01/15/05                        |



## JIM LARRAÑAGA

Head Coach, Sixth Season  
Providence, 1971

In his five seasons at The U, Coach Jim Larrañaga has led the Hurricanes to a pair of NCAA Sweet 16 appearances and won the 2013 ACC regular season and ACC Tournament titles. He has been named the AP, Naismith, USBWA and Henry Iba National Coach of the Year, twice was both the ACC and USBWA District Coach of the Year and was the 2013 NABC District Coach of the Year.

Larrañaga has posted three 25-win seasons at UM – the only Miami coach to do so – and five in his career. He also has recorded four 20-win campaigns at The U and 10 in his career. In conference action, the Canes have won nine-or-more league games in four-of-five seasons, while prior to the arrival of Coach L, Miami had never won more than eight ACC games in a season. Larrañaga has helped the Canes to 16 postseason victories, including four in the NCAA Tournament (two appearances), seven in the ACC Tournament (five) and five in the NIT (two).

Miami's 35 road wins in the past five seasons are the most among league teams, and in that time, the Canes are fourth in the conference in wins (54), and in both ACC home (31) and road (23) victories. In the five years prior to Coach L's arrival, when the ACC had only 12 teams, Miami was tied for 10th in ACC victories (29), and won just seven ACC road games.

In 2012-13, the Bronx, N.Y., native helped Miami to a No. 2 national ranking by both the AP and USA TODAY, and a No. 2 seed in the NCAA Tournament. He is the 10th coach in the last 10 years to lead two top-10 programs, as Miami was No. 2 on Feb. 18, 2013, and George Mason was No. 8 in the final top 25 poll in 2006.

Larrañaga came to Miami after serving as the head coach at George Mason for 14 seasons. He guided that program to five NCAA Tournament appearances (2011, 2008, 2006, 2001, 1999) - including an unprecedented run to the 2006 Final Four that captured the nation's attention, defeating Michigan State, North Carolina, Wichita State and UConn along the way. Following that run, he was selected the 2006 Clair Bee National Coach of the Year.

Larrañaga built the GMU Patriots' program into a perennial contender in the highly-regarded Colonial Athletic Association, winning more games than any other coach in program and conference history (273) en route to three conference titles (2008, 2001, 1999).

In 2006, Larrañaga became the first coach at a mid-major school to take his team to the Final Four in 27 years and earned an at-large berth for a CAA team for the first time in 20 years. Along the way, he led Mason to a school record in wins, the school's first-ever national ranking, George Mason's first-ever appearance in the top 10 and the school's first wins over top 10 teams.

Larrañaga previously served as the head coach at Bowling Green for 11 seasons (1986-1997) and at Division II American International for two seasons (1977-79). His first coaching opportunity came at Davidson College, where he served as an assistant coach to Terry Holland, then reunited with Holland as an assistant at Virginia from 1979-86. In 1976, he spent one season as player-coach for the Geronemo Basketball Club in Belgium.

A 1971 graduate of Providence College with a degree in economics, Larrañaga was a four-year letterman for the Friars. He graduated as the school's fifth all-time leading scorer with 1,258 points and was selected in the sixth round of the NBA Draft by the Detroit Pistons. He was inducted into the Providence College Hall of Fame in 1991.

Larrañaga, 67, and his wife, Liz, have two sons, Jay and John, and four grandchildren, Tia, James, Jon Temple and Henry. Jay played for his father at Bowling Green, was the head coach of the NBDL's Erie Bayhawks and his now an assistant coach with the Boston Celtics. Jon was a member of his father's George Mason teams from 1999-2003, earning First Team Academic All-American honors for NCAA Division I-AAA schools.

## LARRAÑAGA FILE

### HEAD COACH

|                 |                                    |
|-----------------|------------------------------------|
| 2011-pres.      | Miami                              |
| 1997-2011       | George Mason                       |
| 1986-97         | Bowling Green                      |
| 1977-79         | American International             |
| Assistant Coach |                                    |
| 1979-86         | Virginia                           |
| 1971-76         | Davidson                           |
| Player / Coach  |                                    |
| 1977            | Geronemo Basketball Club (Belgium) |

### NCAA APPEARANCES

1999 - George Mason  
2001 - George Mason  
2006 - George Mason (Final Four)  
2008 - George Mason  
2011 - George Mason  
2013 - Miami (Sweet 16)  
2016 - Miami (Sweet 16)

### NIT APPEARANCES

1990 - Bowling Green  
1991 - Bowling Green  
1997 - Bowling Green  
2002 - George Mason  
2004 - George Mason  
2009 - George Mason  
2012 - Miami  
2015 - Miami (Championship game)

### PLAYING CAREER

Geronemo Basketball Club (Belgium) 1976-77  
Providence College, 1967-71  
Archbishop Molloy, 1963-67

### COACHING HONORS

AP, Naismith, Iba, Rupp Coach of the Year, 2013  
NABC All-District II, 2013  
USBWA District IV Coach of the Year, 2013, 2016  
Clair Bee National Coach of the Year, 2006  
ACC Coach of the Year, 2013, 2016  
CAA Coach of the Year, 2011, 1999  
MAC Coach of the Year, 1997  
Seven NCAA tournament appearances  
2016, 2013, 2011, 2008, 2006, 2001, 1999  
Eight postseason NIT appearances  
2015, 2012, 2009, 2004, 2002, 1997, 1991, 1990  
Ten 20-win seasons

### PERSONAL

Hometown Bronx, N.Y.  
Born Oct. 2, 1949  
Family Wife: Liz  
Sons: Jay and Jon  
Grandchildren: Tia, James, Jon Temple and Henry  
Education Providence College, 1971, B.A. Economics  
Archbishop Molloy High School, 1967

# COACH JIM LARRAÑAGA

## IN COACH JIM LARRAÑAGA'S FIRST FIVE SEASONS IN THE ACC

(Includes only seasons coaching at ACC schools during years as ACC member)

**Among the 29 all-time ACC coaches with 100+ overall wins and 50+ ACC wins,**

**In just five years in the league, Coach L is ...**

- No. 8 all-time in winning percentage in ACC Tournament games (.636)
- No. 9 all-time in winning percentage in ACC games only (.614)
- No. 25 all-time in ACC wins (54)
- No. 27 all-time in overall wins (118)
- one of 18 coaches to win multiple ACC Coach of the Year honors

**Among the 29 all-time ACC coaches with 100+ overall and 50+ ACC victories,**

**in their first five years in the ACC,**

**Coach L is ...**

- No. 2 in overall victories (118)
- No. 3 in ACC victories (54)
- tied for No. 4 in ACC Tournament victories (7)
- No. 5 in ACC Tournament winning percentage (.636)
- tied for No. 7 in ACC winning percentage (.614)
- No. 9 overall winning percentage (.674)

**Coach L is one of five coaches who ...**

- posted at least four 20-win seasons
- won at least seven ACC Tournament games

**Coach L is one of seven coaches who ...**

- won two-or-more ACC Coach of the Year honors

**Coach L is one of eight coaches who had ...**

- an overall winning season each year
- at least four ACC winning seasons

**Among the seven current ACC coaches with five-plus years of experience,**

**in their first five seasons in the league,**

**Coach L is ...**

- the only coach to win two ACC Coach of the Year honors
- No. 2 in overall wins (118), overall winning percentage (.674), ACC victories (54), winning percentage in ACC games only (.614)
- tied for No. 2 in ACC Championships (1)
- No. 3 in wins in the ACC Tournament (7)

**Coach L is one of two coaches who had ...**

- an overall winning season each year
- at least four ACC winning seasons

**Coach L is one of three coaches who ...**

- had at least four NCAA Tournament victories
- won an ACC Championship
- posted at least four 20-win seasons
- won at least seven ACC Tournament games

## NOTABLE COLLEGE PLAYERS COACHED

**Sheldon McClellan** (Miami) - All-ACC Second Team, ACC Tournament Second Team

**Shane Larkin** (Miami) - NBA first round draft pick (18th overall), ACC Player of the Year, ACC Tournament MVP, finalist for Cousy, Naismith & Wooden awards, All-ACC First Team and All-ACC Defensive Team, Lute Olson National Player of the Year, AP and NABC All-American (Second team), Sporting News All-American (Third), ESPN, Wooden, Olson and Driesell Defensive All-American, USBWA All-District, Basketball Times All-District

**Durand Scott** (Miami) - ACC Defensive Player of the Year, ACC Tournament First Team, All-ACC Third Team

**George Evans** (George Mason) - Three-time CAA Player of the Year, CAA Rookie of the Year, three-time CAA Defensive Player of the Year, three-time CAA All-Defensive Team

**Antonio Daniels** (Bowling Green) - MAC Player of the Year, MAC Freshman of the Year

## WINNINGEST ACTIVE COACHES AT MAJOR SCHOOLS

| Rank | Coach                         | Wins       |
|------|-------------------------------|------------|
| 1.   | Mike Krzyzewski, Duke         | 1,043      |
| 2.   | Jim Boeheim, Syracuse         | 888        |
| 3.   | Roy Williams, North Carolina  | 783        |
| 4.   | Rick Pitino, Louisville       | 743        |
| 5.   | Bob Huggins, West Virginia    | 719        |
| 6.   | Cliff Ellis, Coastal Carolina | 715        |
| 7.   | John Calipari, Kentucky       | 662        |
| 8.   | Rick Barnes, Tennessee        | 619        |
| 9.   | Bill Self, Kansas             | 592        |
| 10.  | Dana Altman, Oregon           | 564        |
| 11.  | <b>Jim Larrañaga, Miami</b>   | <b>560</b> |
| 12.  | Tubby Smith, Memphis          | 557        |
| 13.  | Steve Fisher, San Diego State | 552        |
| 14.  | Fran Dunphy, Temple           | 524        |
| 15.  | Tom Izzo, Michigan State      | 524        |

## LARRAÑAGA YEAR-BY-YEAR

| Year    | School                 | Overall | Conference | Post   |          |
|---------|------------------------|---------|------------|--------|----------|
|         |                        | W-L     | W-L        | Finish | Season   |
| 1977-78 | American International | 14-13   |            |        |          |
| 1978-79 | American International | 13-13   |            |        |          |
| 1986-87 | Bowling Green          | 15-14   | 10-6       | 3      |          |
| 1987-88 | Bowling Green          | 12-16   | 7-9        | t-5    |          |
| 1988-89 | Bowling Green          | 13-15   | 6-10       | t-6    |          |
| 1989-90 | Bowling Green          | 18-11   | 9-7        | t-3    | NIT 0-1  |
| 1990-91 | Bowling Green          | 17-13   | 9-7        | t-4    | NIT 0-1  |
| 1991-92 | Bowling Green          | 14-15   | 8-8        | 5      |          |
| 1992-93 | Bowling Green          | 11-16   | 8-10       | t-6    |          |
| 1993-94 | Bowling Green          | 18-10   | 12-6       | t-2    |          |
| 1994-95 | Bowling Green          | 16-11   | 10-8       | t-5    |          |
| 1995-96 | Bowling Green          | 14-13   | 9-9        | t-6    |          |
| 1996-97 | Bowling Green          | 22-10   | 13-5       | t-1    | NIT 0-1  |
| 1997-98 | George Mason           | 9-18    | 6-10       | 6      |          |
| 1998-99 | George Mason           | 19-11   | 13-3       | 1      | NCAA 0-1 |
| 1999-00 | George Mason           | 19-11   | 12-4       | t-1    |          |
| 2000-01 | George Mason           | 18-12   | 11-5       | 3      | NCAA 0-1 |
| 2001-02 | George Mason           | 19-10   | 13-5       | 2      | NIT 0-1  |
| 2002-03 | George Mason           | 16-12   | 11-7       | 4      |          |
| 2003-04 | George Mason           | 23-10   | 12-6       | 3      | NIT 2-1  |
| 2004-05 | George Mason           | 16-13   | 10-8       | 6      |          |
| 2005-06 | George Mason           | 27-8    | 15-3       | t-1    | NCAA 4-1 |
| 2006-07 | George Mason           | 18-15   | 9-9        | 5      |          |
| 2007-08 | George Mason           | 23-11   | 12-6       | 2      | NCAA 0-1 |
| 2008-09 | George Mason           | 22-11   | 13-5       | 2      | NIT 0-1  |
| 2009-10 | George Mason           | 17-15   | 12-6       | 4      | CIT 0-1  |
| 2010-11 | George Mason           | 27-7    | 16-2       | 1      | NCAA 1-1 |
| 2011-12 | Miami                  | 20-13   | 9-7        | t-4    | NIT 1-1  |
| 2012-13 | Miami                  | 29-7    | 15-3       | 1      | NCAA 2-1 |
| 2013-14 | Miami                  | 17-16   | 7-11       | 10     |          |
| 2014-15 | Miami                  | 25-13   | 10-8       | 6      | NIT 4-1  |
| 2015-16 | Miami                  | 27-8    | 13-5       | t-2    | NCAA 2-1 |
| 2016-17 | Miami                  |         |            |        |          |
| Overall |                        | 588-391 | 320-198    | 16-16  |          |
|         |                        |         |            |        | NCAA 9-7 |
|         |                        |         |            |        | NIT 7-8  |
|         |                        |         |            |        | CIT 0-1  |

## WINNINGEST COACHES AT MAJOR SCHOOLS


All-Time - as of Oct. 1, 2016

|     | Name                 | Total Wins |
|-----|----------------------|------------|
| 1.  | Mike Krzyzewski      | 1,043      |
| 2.  | Jim Boeheim          | 888        |
| 3.  | Bob Knight           | 899        |
| 4.  | Dean Smith           | 879        |
| 5.  | Jim Calhoun          | 877        |
| 6.  | Adolph Rupp          | 876        |
| 7.  | Eddie Sutton         | 806        |
| 8.  | Lefty Driesell       | 786        |
| 9.  | Roy Williams         | 783        |
| 10. | Lute Olson           | 776        |
| 11. | Lou Henson           | 775        |
| 12. | Jerry Tarkanian      | 761        |
| 13. | E.A. Diddle          | 759        |
| 14. | Hank Iba             | 752        |
| 15. | Rick Pitino          | 743        |
| 16. | Ray Meyer            | 724        |
| 17. | Phog Allen           | 719        |
|     | Don Haskins          | 719        |
|     | Bob Huggins          | 719        |
| 20. | Cliff Ellis          | 715        |
| 21. | Mike Montgomery      | 676        |
| 22. | Denny Crum           | 675        |
| 23. | Ralph Miller         | 674        |
| 24. | Gary Williams        | 668        |
| 25. | John Wooden          | 664        |
| 26. | John Calipari        | 662        |
| 27. | Hugh Durham          | 634        |
|     | Norm Stewart         | 634        |
| 29. | Stew Morrill         | 620        |
| 30. | Rick Barnes          | 619        |
| 31. | Billy Tubbs          | 609        |
| 32. | Slats Gill           | 599        |
| 33. | Tom Davis            | 597        |
| 34. | John Thompson        | 596        |
| 35. | Thomas Penders       | 594        |
| 36. | Guy Lewis            | 592        |
|     | Bill Self            | 592        |
| 38. | Lon Kruger           | 590        |
| 39. | Bobby Cremins        | 586        |
| 40. | Gale Catlett         | 565        |
| 41. | Dana Altman          | 564        |
| 42. | <b>Jim Larrañaga</b> | <b>560</b> |
| 43. | Tony Hinkle          | 558        |
|     | Norm Sloan           | 558        |
| 45. | Tubby Smith          | 557        |
| 46. | Steve Fisher         | 552        |
| 47. | Gene Keady           | 550        |
| 48. | Frank McGuire        | 549        |
| 49. | Dave Bliss           | 526        |
|     | Lou Carnesecca       | 526        |





# 2016-17 MIAMI HURRICANES



0

**JA'QUAN NEWTON**  
Jr. | G | 6-2 | 187  
Philadelphia, Pa.  
Neumann-Goretti HS




1

**RASHAD MUHAMMAD**  
RJr. | G | 6-6 | 184  
Las Vegas, Nev.  
San Jose State | Bishop Gorman HS



2

**MIKE ROBINSON**  
So. | G | 5-10 | 170  
New Britain, Conn.  
New Britain HS



3

**ANTHONY LAWRENCE, JR.**  
So. | G | 6-7 | 210  
St. Petersburg, Fla.  
Lakewood Senior HS



4

**DEJAN "DJ" VASILJEVIC**  
Fr. | G | 6-3 | 198  
Melbourne, Australia  
Australian Institute of Sport




5

**DAVON REED**  
Sr. | G | 6-6 | 220  
Ewing, N.J.  
Princeton Day School



11

**BRUCE BROWN**  
Fr. | G | 6-5 | 190  
Boston, Mass.  
Vermont Academy



12

**MICHAEL GILMORE**  
Jr. | F | 6-8 | 208  
Jacksonville, Fla.  
VCU | Rickards HS




14

**RODNEY MILLER, JR.**  
Fr. | C | 7-0 | 258  
Laurelton, N.Y.  
Oak Hill Academy



15

**EBUKA IZUNDU**  
So. | C | 6-10 | 231  
Charlotte, N.C. | Nigeria  
Victory Christian Center




20

**DEWAN HUELL**  
Fr. | F | 6-11 | 220  
Miami, Fla.  
Miami Norland HS



21

**KAMARI MURPHY**  
RSr. | F | 6-8 | 220  
Brooklyn, N.Y.  
Oklahoma State | IMG | Lincoln HS



35

**CHRIS STOWELL**  
Jr. | F | 6-6 | 208  
Exeter, N.H.  
Tilton School | Exeter



**JIM LARRAÑAGA**  
Head Coach



**CHRIS CAPUTO**  
Associate Head Coach




**JAMAL BRUNT**  
Assistant Coach



**ADAM FISHER**  
Assistant Coach



**JAMES JOHNSON**  
Director of Operations



# 11 BRUCE BROWN

Fr. | 6-5 | 190 | Guard  
Boston, Mass. | Vermont Academy

2016 Jordan Brand Classic All-American

## Prior to Miami

2016 Jordan Brand Classic All-American ... Five-star shooting guard at Vermont Academy in Saxton's River, Vt. ... Ranked No. 30 by ESPN, No. 44 per Scout and No. 49 by Rivals ... Competed nationally at Nike Basketball Academy, the NBPA Top 100 Camp and Nike Elite 100 ... Won 2016 New England Prep School Basketball Class AA State Tournament ... Named 2016 NEPSAC Tournament MVP ... First Team All-NEPSAC ... Second Team All-EYBL performer playing for Boston Amateur Basketball Club ... With BABC at the Peach Jam in 2015, averaged 15.6 points, 5.6 rebounds, 2.0 steals, 1.8 assists and 1.4 blocks per game ... Multi-sport athlete at Wakefield High School two years ... Played wide receiver and strong safety on the football team ... Also played baseball and JV soccer ... Transferred to Vermont Academy after sophomore season ... Chose Miami over Indiana, Arizona, UConn, Georgetown, Michigan and Louisville, among others.

## Personal

Born Aug. 15, 1996 in Boston ... Son of Roberta Brown and Bruce Brown ... Brother to 10 siblings ... Cousin of Jalen Adams, who plays at UConn ... Boasts a 6-9 wingspan ... Started playing basketball at age six, first dunk was in eighth grade.

## BROWN HIGHS

### Points

Season:

ACC:

### Rebounds

Season:

ACC:

### Assists

Season:

ACC:

### Steals

Season:

ACC:

### Blocked Shots

Season:

ACC:

### Field Goals

Season:

ACC:

### Field Goal Attempts

Season:

ACC:

### Free Throws

Season:

ACC:

### Free Throw Attempts

Season:

ACC:

### 3-Point Field Goals

Season:

ACC:

### 3-Point Field Goal Attempts

Season:

ACC:

### Minutes

Season:


ACC:

## BROWN CAREER STATISTICS

| Season  | GP | GS | Min. | Avg. | FG | FGA | Pct. | FG | FGA | Pct. | FT | FTA | Pct. | Off. | Def. | Tot. | Avg. | PF | FO | Ast. | TO | Blk | Stl | Pts. | Avg. |
|---------|----|----|------|------|----|-----|------|----|-----|------|----|-----|------|------|------|------|------|----|----|------|----|-----|-----|------|------|
| 2016-17 |    |    |      |      |    |     |      |    |     |      |    |     |      |      |      |      |      |    |    |      |    |     |     |      |      |

2016-17

| BROWN 2016-17 |      | TOTAL |     |    |     |     | 3-PTS |     |     | FREE THROWS |     |     | REBOUNDS |     |     |     |    |    |   |    |     |     |     |     |
|---------------|------|-------|-----|----|-----|-----|-------|-----|-----|-------------|-----|-----|----------|-----|-----|-----|----|----|---|----|-----|-----|-----|-----|
| Opponent      | Date | GS    | Min | FG | FGA | Pct | 3FG   | FGA | Pct | FT          | FTA | Pct | Off      | Def | Tot | Avg | PF | FO | A | TO | Blk | Stl | Pts | Avg |
| W Carolina    |      |       |     |    |     |     |       |     |     |             |     |     |          |     |     |     |    |    |   |    |     |     |     |     |



# 12 MICHAEL GILMORE

Jr. | 6-8 | 208 | Forward  
Jacksonville, Fla. | VCU | Rickards HS

## As a Junior at Miami (2016-17)

Will sit out the season due to NCAA transfer rules.

## Career at Virginia Commonwealth (2014-16)

Averaged 2.7 points and 2.2 rebounds in 55 total games at VCU ... Hit 47.9 percent (58-121) of his shots from the field and knocked down 35.3 percent (18-51) from three.

## As a Sophomore at VCU (2015-16)

Put up career-best numbers in his last game for the Rams, with 12 points and eight rebounds in 20 minutes against Oklahoma in the 2016 NCAA Tournament. In that game, was 4-of-4 from the field, hitting 2-of-2 attempts from long range. Was also perfect at the line, making both attempts ... Started 18 of the first 24 games (30 total) ... Hit 47.4 percent (37-78) from the field ... 38.2 percent (13-34) from long range ... Averaged 3.2 points and 2.8 rebounds in 11.5 minutes per outing.

## As a Freshman at VCU (2014-15)

Played in 25 games ... Averaged 2.0 points and 1.6 rebounds in 6.3 minutes per game ... Knocked down 48.8 percent of shots (21-43) from the field and 29.4 percent (5-17) from three.

## Prior to Miami

Ranked as the 76th-best player in the country and fifth-best in the state of Florida by ESPN.com ... Four-star recruit ... Played AAU ball for Each 1 Teach 1 ... Averaged more than six points and nearly five rebounds per game for EIT1 ... Won the 2014 Peach Jam title.

## Personal

Born Jan. 11, 1995 in Jacksonville, Fla. ... Son of Sabirah Ahmad and the late Earl Gilmore ... Nephew of Naismith Basketball Hall of Famer Artis Gilmore ... Two sisters Eliane and Amerah ... Majoring in criminology ... Started playing basketball at age seven and first dunk was in eighth grade.

## GILMORE HIGHS

### Points

Career: 12 (2x), last vs. Oklahoma, 3/20/16

### Rebounds

Career: 8 (2x), last vs. Oklahoma, 3/20/16

### Assists

Career: 3, vs. Buffalo, 12/22/15

### Steals

Career: 2 (3x), last vs. Fordham, 1/13/16

### Blocked Shots

Career: 2 (4x), last at La Salle, 2/3/16

### Field Goals

Career: 4 (4x), last vs. Oklahoma, 3/20/16

### Field Goal Attempts

Career: 7, vs. Belmont, 12/16/14

### Free Throws

Career: 2 (4x), last vs. Oklahoma, 3/20/16

### Free Throw Attempts

Career: 4 (3x) last vs. Cincinnati, 12/19/15

### 3-Point Field Goals

Career: 2 (7x), last vs. Oklahoma, 3/20/16

### 3-Point Field Goal Attempts

Career: 3 (8x) last vs. Fordham, 1/13/16


### Minutes

Career: 27, vs. American, 11/25/15

## GILMORE CAREER STATISTICS

| at VCU  | GP | GS | Min. | Avg. | FG | FGA | Pct. | FG | FGA | Pct. | FT | FTA | Pct. | Off. | Def. | Tot. | Avg. | PF | FO | Ast. | TO | Blk | Stl | Pts. | Avg. |
|---------|----|----|------|------|----|-----|------|----|-----|------|----|-----|------|------|------|------|------|----|----|------|----|-----|-----|------|------|
| 2014-15 | 25 | 0  | 157  | 6.3  | 21 | 43  | .488 | 5  | 17  | .294 | 4  | 16  | .250 | 11   | 28   | 39   | 1.6  | 31 | 1  | 4    | 4  | 6   | 5   | 51   | 2.0  |
| 2015-16 | 30 | 18 | 346  | 11.5 | 37 | 78  | .474 | 13 | 34  | .382 | 9  | 17  | .529 | 20   | 64   | 84   | 2.8  | 52 | 1  | 12   | 21 | 7   | 12  | 96   | 3.2  |
| Total   | 55 | 18 | 503  | 9.1  | 58 | 121 | .479 | 18 | 51  | .353 | 13 | 33  | .394 | 31   | 92   | 123  | 2.2  | 83 | 2  | 16   | 25 | 13  | 17  | 147  | 2.7  |





# 20 DEWAN HUELL

Fr. | 6-11 | 220 | Forward  
Miami, Fla. | Miami Norland HS

## 2016 McDonald's All-American

### Prior to Miami

2016 McDonald's All-American ... Five-star, top-25 power forward ... Ranked the No. 21 player by ESPN, No. 23 by Rivals and No. 25 by Scout ... ESPN and Scout ranked him fifth at his position nationally ... Named top player in the state of Florida by Scout ... Second in the state by ESPN and Rivals ... Played in numerous national camps, including the Nike Elite 100, LeBron James Skills Academy, adidas Nations Atlanta, adidas Nations California, Elite 24 all-star game, UA All-America Camp and the NBPA Top 100 Camp ... Member of adidas US select U-18 team at adidas Eurocamp in Treviso, Italy ... Played AAU ball for Team Breakdown ... Led the Norland Vikings to three state championships ... *Miami Herald* Class 9A-6A Male Athlete of the Year ... Two-time *Miami Herald* Class 8A-6A Boy's Basketball Player of the Year ... Averaged 16.5 points, 8.7 rebounds and 1.8 blocks per game as a senior ... Posted 19.2 points and 9.1 rebounds as a junior, 10.9 ppg, 7.9 rpg as a sophomore and 4.8 ppg and 3.7 rpg as a freshman at Norland ... Also was on the track team where he participated in the 800 meter run and the high jump ... Chose hometown Miami over offers from Kansas, North Carolina, Florida State, Florida and Louisville.

### Personal

Name is pronounced Duh-wan Hue-ull ... Born Dec. 9, 1996 in Miami ... Son of Christina Fernandez ... Majoring in sports management ... Brother to six siblings including three brothers – Dewell, Dewanis and Dylan (deceased) – and three sisters – Deanna, Charese and Brittany ... Cousin to former Canes football player Duke Johnson.

### HUELL HIGHS

#### Points

Season:

ACC:

#### Rebounds

Season:

ACC:

#### Assists

Season:

ACC:

#### Steals

Season:

ACC:

#### Blocked Shots

Season:

ACC:

#### Field Goals

Season:

ACC:

#### Field Goal Attempts

Season:

ACC:

#### Free Throws

Season:

ACC:

#### Free Throw Attempts

Season:

ACC:

#### 3-Point Field Goals

Season:

ACC:

#### 3-Point Field Goal Attempts

Season:

ACC:

#### Minutes

Season:

ACC:

## HUELL CAREER STATISTICS

| HUELL CAREER STATISTICS |    |    |      |      |    |     |      |    |     | 3-Point |    | Free Throws |      |      | Rebounds |      |      |    |    |      | Scoring |     |     |      |      |  |
|-------------------------|----|----|------|------|----|-----|------|----|-----|---------|----|-------------|------|------|----------|------|------|----|----|------|---------|-----|-----|------|------|--|
| Season                  | GP | GS | Min. | Avg. | FG | FGA | Pct. | FG | FGA | Pct.    | FT | FTA         | Pct. | Off. | Def.     | Tot. | Avg. | PF | FO | Ast. | TO      | Blk | Stl | Pts. | Avg. |  |
| 2016-17                 |    |    |      |      |    |     |      |    |     |         |    |             |      |      |          |      |      |    |    |      |         |     |     |      |      |  |

### HUELL 2016-17

|            |      | TOTAL |     |    |     | 3-PTS |     |     |     | FREE THROWS |     |     |  | REBOUNDS |     |     |     |    |    |   |    |     |     |     |     |
|------------|------|-------|-----|----|-----|-------|-----|-----|-----|-------------|-----|-----|--|----------|-----|-----|-----|----|----|---|----|-----|-----|-----|-----|
| Opponent   | Date | GS    | Min | FG | FGA | Pct   | 3FG | FGA | Pct | FT          | FTA | Pct |  | Off      | Def | Tot | Avg | PF | FO | A | TO | Blk | Stl | Pts | Avg |
| W Carolina |      |       |     |    |     |       |     |     |     |             |     |     |  |          |     |     |     |    |    |   |    |     |     |     |     |



**Charlotte, N.C. | Lagos, Nigeria | Victory Christian Center**

Played in 15 games ... Averaged 2.1 points, 1.3 rebounds in 5.3 minutes per game ... Totaled 32 points, 19 rebounds in 79 minutes ... Hit 62.5 percent (10-16) from the field and 63.2 percent (12-19) at the line ... Led or tied for team high in blocked shots in three games ... Scored in double digits once with 11 points against Mississippi State in the Puerto Rico Classic ... Blocked a shot in three games ... Season highs: 11 points vs. Mississippi State 11/19; 7 rebounds vs. Mississippi State 11/19; 1 assist, three times, last at North Carolina 2/20; 1 steal, two times, last at North Carolina 2/20; 1 blocked shot, three times, last vs. Villanova 3/24; 15 minutes vs. Mississippi State 11/19 ... In ACC play averaged 1.7 points, 0.3 rebounds, 0.3 steals, 0.3 blocks in 5.3 minutes ... In ACC play totaled 10 points, 2 rebounds, 2 steals, 2 blocks in 32 minutes ... Connected on all three field goal attempts and was 4-6 at the line ... Did not play in the ACC Tournament ... Played three minutes in NCAA Tournament. vs. Villanova.

Averaged 21.0 points, 15.0 rebounds and 6.0 blocks for Victory Christian Center School as a senior ... Averaged 18.0 points, 12.0 rebounds and 6.0 blocks in junior season ... First-team All-*Charlotte Observer* ... No. 134 player and No. 19 center in 2015 class by Rivals.com ... No. 70 player, No. 20 power forward and No. 5 player in North Carolina in 2015 class by 247Sports ... In high school also played soccer and ran the 100 and 200 meters in track ... Played AAU for Charlotte ACES ... Originally signed with Charlotte, then was released from commitment after 49ers coach was let go ... Chose Miami over Arkansas and Cincinnati.

Born June 28, 1996 in Lagos, Nigeria ... First name, Ebuka, is pronounced E-boo-kuh. Last name is E-zoon-du ... Moved to the United States in 2013, at age 17 ... Grew up playing soccer, then started playing basketball in 2011 ... Son of Emma and Ifeoma Izundu ... One brother: Okwy; Four sisters: Chioma Ojo, Vivian, Chingo and Ifunaya ... Speaks African language of Igbo ... Majoring in sports administration.

| 2015-16           |    |     |   |
|-------------------|----|-----|---|
| Opposition        | P  | R   | A |
| UTRGV             | 0  | 0   | 0 |
| Louisiana         | 0  | 0   | 0 |
| vs. Miss. St.     | 11 | 7   | 0 |
| vs. Utah          | 4  | 3   | 0 |
| vs. Butler        |    | DNP |   |
| Northeastern      |    | DNP |   |
| at Nebraska       |    | DNP |   |
| Charlotte         | 0  | 0   | 1 |
| Florida           | 0  | 1   | 0 |
| Charleston        | 1  | 0   | 0 |
| at La Salle       | 6  | 4   | 0 |
| Princeton         |    | DNP |   |
| Syracuse          |    | DNP |   |
| Florida State     |    | DNP |   |
| at Virginia       |    | DNP |   |
| at Clemson        | 0  | 0   | 0 |
| at Boston College |    | DNP |   |
| Wake Forest       |    | DNP |   |
| DUKE              |    | DNP |   |
| at NC State       |    | DNP |   |
| Notre Dame        |    | DNP |   |
| at Georgia Tech   |    | DNP |   |
| Pittsburgh        | 2  | 0   | 0 |
| at Florida State  | 0  | 0   | 0 |
| Virginia Tech     | 0  | 0   | 0 |
| at North Carolina | 6  | 2   | 0 |
| Virginia          |    | DNP |   |
| Louisville        |    | DNP |   |
| at Notre Dame     |    | DNP |   |
| at Virginia Tech  | 2  | 0   | 0 |
| vs. Virginia Tech |    | DNP |   |
| vs. Virginia      |    | DNP |   |
| vs. Buffalo       |    | DNP |   |
| vs. Wichita State |    | DNP |   |
| vs. Villanova     | 0  | 2   | 0 |

Career: 11, vs. Mississippi State, 11/19  
ACC: 6, at North Carolina, 2/20/16

Career: 7, vs. Mississippi State, 11/19  
ACC: 2, at North Carolina, 2/20/16

Career: 1 (3x) last at North Carolina, 2/20/16  
ACC: 1, at North Carolina, 2/20/16

Career: 1 (2x) last at North Carolina, 2/20/16  
ACC: 1 (2x) last at North Carolina, 2/20/16

Career: 1 (2x) last at North Carolina, 2/20/16  
ACC: 1 (2x) last at North Carolina, 2/20/16

Career: 3 (2x), last at La Salle, 12/22/15  
ACC: 1 (2x) last at North Carolina, 2/20/16

Career: 5, vs. Mississippi State, 11/19  
ACC: 1 (2x) last at North Carolina, 2/20/16

Career: 5, vs. Mississippi State, 11/19  
ACC: 4, at North Carolina, 2/20/16

Career: 7, vs. Mississippi State, 11/19  
ACC: 6, at North Carolina, 2/20/16


Career: --

Career: --

## Minutes

Career: 15, vs. Mississippi State, 11/19  
ACC: 14, at North Carolina, 2/20/16

[illegible]



# 3 ANTHONY LAWRENCE

So. | 6-7 | 210 | Guard  
St. Petersburg, Fla. | Lakewood Senior HS

## As a Freshman (2015-16)

*Miami Record Book Listings:* Game: No. 7 3-point field goal percentage (1.000).

**Season:** Played 33 games ... Averaged 4.1 points, 1.9 rebounds, 0.8 assists and 0.5 steals in 12.0 minutes per game ... Totaled 136 points, 63 rebounds, 27 assists and 17 steals in 397 minutes ... Hit 51.1 percent (47-92) from the field, 42.9 percent (18-42) from three and 60.0 percent (24-40) at the line ... Led or tied for team high in scoring once, rebounds once, steals four times and blocks seven times ... Scored in double digits six times, twice in ACC action ... Hit multiple 3-pointers in four games ... Notched 3-pointer in 11 outings ... Blocked a shot in nine games ... Multiple blocks in two outings ... Season highs: 18 points vs. Notre Dame 2/3; 7 rebounds at Nebraska 12/1; 4 assists vs. Louisiana 11/16; 2 steals five times, last vs. Villanova 3/24; 2 blocked shots twice, last vs. Virginia Tech 2/17; 25 minutes vs. Louisiana 11/16 ... In ACC play averaged 3.2 points, 1.6 rebounds, 0.7 assists and 0.5 blocks in 10.6 minutes per game ... In ACC play totaled 54 points, 27 rebounds, 12 assists and 8 blocks in 181 minutes ... Connected on 47.4 percent (18-38) from the field, 47.4 percent (9-19) from three and 47.4 percent of shots (9-19) at the line ... In two ACC Tournament games, averaged 4.5 points, 3.0 rebounds in 13.0 minutes ... Shot 3-4 from the field and 3-4 at the line ... In three NCAA Tournament games averaged 2.7 points, 1.0 rebounds and 1.0 steals in 12.3 minutes ... Hit 3-7 from the field, 1-3 from three and 1-2 at the line.

## Prior to Miami

Led Lakewood Senior High School team to the Class 5A state championship game as a junior ... Scored 18 points in the championship game and totaled 25 rebounds in two state tournament games ... Averaged 20 points and 13 rebounds as a junior at Lakewood ... In sophomore campaign, averaged 21 points, eight rebounds and four steals ... Listed as a three-star recruit by ESPN ... Played AAU ball for Each 1 Teach 1 Elite ... Also was on the track team in high school, participating in the high jump ... Chose Miami over offers from USC, Clemson and Texas, among others.

## Personal

Born Sept. 6, 1996 in St. Petersburg, Fla. ... Son of Anthony Sr. and Zelia ... One sister, Taylor ... Majoring in sports administration ... Played in first basketball game at age four ... Father, Anthony Lawrence Sr., was a two-year letterman at Miami from 1991-93 and after college, played overseas in Portugal, Mexico and the Dominican Republic ... Uncle, Patrick, also played at Miami from 1991-94.

| 2015-16           |     |   |   |
|-------------------|-----|---|---|
| Opposition        | P   | R | A |
| UTRGV             | 1   | 2 | 0 |
| Louisiana         | 12  | 6 | 4 |
| vs. Miss. St.     | 10  | 4 | 2 |
| vs. Utah          | 0   | 0 | 2 |
| vs. Butler        | 7   | 1 | 1 |
| Northeastern      | 0   | 1 | 0 |
| at Nebraska       | 13  | 7 | 0 |
| Charlotte         | 9   | 1 | 1 |
| Florida           | DNP |   |   |
| Charleston        | 11  | 2 | 1 |
| at La Salle       | 2   | 2 | 3 |
| Princeton         | 0   | 1 | 0 |
| Syracuse          | 1   | 2 | 0 |
| Florida State     | 0   | 0 | 0 |
| at Virginia       | 0   | 1 | 0 |
| at Clemson        | 3   | 1 | 0 |
| at Boston College | 0   | 0 | 1 |
| Wake Forest       | 0   | 0 | 0 |
| DUKE              | DNP |   |   |
| at NC State       | 0   | 0 | 0 |
| Notre Dame        | 18  | 2 | 0 |
| at Georgia Tech   | 5   | 3 | 3 |
| Pittsburgh        | 2   | 1 | 0 |
| at Florida State  | 3   | 1 | 1 |
| Virginia Tech     | 5   | 2 | 0 |
| at North Carolina | 11  | 4 | 2 |
| Virginia          | 1   | 3 | 2 |
| Louisville        | 3   | 2 | 1 |
| at Notre Dame     | 0   | 1 | 2 |
| at Virginia Tech  | 2   | 4 | 0 |
| vs. Virginia Tech | 4   | 2 | 1 |
| vs. Virginia      | 5   | 4 | 0 |
| vs. Buffalo       | 0   | 0 | 0 |
| vs. Wichita State | 0   | 2 | 0 |
| vs. Villanova     | 8   | 1 | 0 |

## LAWRENCE, JR. HIGHS

### Points

Season:

Career: 18, vs. Notre Dame, 2/3/16

ACC: 18, vs. Notre Dame, 2/3/16

### Rebounds

Season:

Career: 7, at Nebraska, 12/1/15

ACC: 4 (2x) last at Virginia Tech, 3/5/16

### Assists

Season:

Career: 4, vs. Louisiana, 11/16/15

ACC: 3, at Georgia Tech, 2/7/16

### Steals

Season:

Career: 2 (5x) last vs. Villanova, 3/24/16

ACC: 1 (6x) last at Notre Dame, 3/2/16

### Blocked Shots

Season:

Career: 2 (2x) last vs. Virginia Tech, 2/17/16

ACC: 2 (2x) last vs. Virginia Tech, 2/17/16

### Field Goals

Season:

Career: 5 (2x) last vs. Notre Dame, 2/3/16

ACC: 5, vs. Notre Dame, 2/3/16

### Field Goal Attempts

Season:

Career: 7 (2x) last at Nebraska, 12/1/15

ACC: 6, vs. Notre Dame, 2/3/16

### Free Throws

Season:

Career: 5, vs. Louisiana, 11/16/15

ACC: 4, vs. Notre Dame, 2/3/16

### Free Throw Attempts

Season:

Career: 6 (2x) last vs. Mississippi State, 11/19/15

ACC: 5, vs. Notre Dame, 2/3/16

### 3-Point Field Goals

Season:

Career: 4, vs. Notre Dame, 2/3/16

ACC: 4, vs. Notre Dame, 2/3/16

### 3-Point Field Goal Attempts

Season:

Career: 4, vs. Notre Dame, 2/3/16

ACC: 4, vs. Notre Dame, 2/3/16

### Minutes

Season:

Career: 25, vs. Louisiana, 11/16/15

ACC: 23, at North Carolina, 2/20/16

## LAWRENCE CAREER STATISTICS

| Season  | GP | GS | Min. | Avg. | FG | FGA | Pct. | FG | FGA | Pct. | FT | FTA | Pct. | Off. | Def. | Tot. | Avg. | PF | FO | Ast. | TO | Blk | Stl | Pts. | Avg. |
|---------|----|----|------|------|----|-----|------|----|-----|------|----|-----|------|------|------|------|------|----|----|------|----|-----|-----|------|------|
| 2015-16 | 33 | 0  | 397  | 12.0 | 47 | 92  | .511 | 18 | 42  | .429 | 24 | 40  | .600 | 29   | 34   | 63   | 1.9  | 39 | 0  | 27   | 13 | 11  | 17  | 136  | 4.1  |
| 2016-17 |    |    |      |      |    |     |      |    |     |      |    |     |      |      |      |      |      |    |    |      |    |     |     |      |      |
| Total   |    |    |      |      |    |     |      |    |     |      |    |     |      |      |      |      |      |    |    |      |    |     |     |      |      |

## LAWRENCE 2016-17

| Opponent   | Date | GS | Min | FG | FGA | Pct | 3FG | FGA | Pct | FT | FTA | Pct | Off | Def | Tot | Avg | PF | FO | A | TO | Blk | Stl | Pts | Avg |
|------------|------|----|-----|----|-----|-----|-----|-----|-----|----|-----|-----|-----|-----|-----|-----|----|----|---|----|-----|-----|-----|-----|
| W Carolina |      |    |     |    |     |     |     |     |     |    |     |     |     |     |     |     |    |    |   |    |     |     |     |     |





# 14 RODNEY MILLER

Fr. | 7-0 | 258 | Center  
Laurelton, N.Y. | Oak Hill Academy (Va.)

**Prior to Miami**

Consensus four-star recruit, ranked No. 90 overall by Scout.com and No. 96 by 247.com ... As a center, was ranked No. 15 by ESPN and No. 17 by Scout.com ... Has a 7-foot-1-inch wingspan ... In 2014 participated in the Nike Elite 100 ... Played AAU ball for the NY Lightning ... Played freshman season at St. Benedict's (N.J.) ... On Oak Hill's Honor Court, a leadership committee where student members are chosen by the administration for their citizenship and sound ethical and moral judgment ... Also played baseball and water polo in school.

**Personal**

Born Dec. 29, 1996 ... Son of Maria and Rodney Miller, Sr. ... Brother to Sasha ... Majoring in business and finance ... Started playing basketball at age 11 and first dunk was at age 12, in the Rucker League.

**MILLER HIGHS**

|                                    |
|------------------------------------|
| <b>Points</b>                      |
| Season:                            |
| ACC:                               |
| <b>Rebounds</b>                    |
| Season:                            |
| ACC:                               |
| <b>Assists</b>                     |
| Season:                            |
| ACC:                               |
| <b>Steals</b>                      |
| Season:                            |
| ACC:                               |
| <b>Blocked Shots</b>               |
| Season:                            |
| ACC:                               |
| <b>Field Goals</b>                 |
| Season:                            |
| ACC:                               |
| <b>Field Goal Attempts</b>         |
| Season:                            |
| ACC:                               |
| <b>Free Throws</b>                 |
| Season:                            |
| ACC:                               |
| <b>Free Throw Attempts</b>         |
| Season:                            |
| ACC:                               |
| <b>3-Point Field Goals</b>         |
| Season:                            |
| ACC:                               |
| <b>3-Point Field Goal Attempts</b> |
| Season:                            |
| ACC:                               |
| <b>Minutes</b>                     |
| Season:                            |
| ACC:                               |

| MILLER CAREER STATISTICS |      |    |      |      |       |     |      |     |       |      |     |             | 3-Point |      |          | Free Throws |      |    | Rebounds |      |     |     |     |      |      |  | Scoring |  |
|--------------------------|------|----|------|------|-------|-----|------|-----|-------|------|-----|-------------|---------|------|----------|-------------|------|----|----------|------|-----|-----|-----|------|------|--|---------|--|
| Season                   | GP   | GS | Min. | Avg. | FG    | FGA | Pct. | FG  | FGA   | Pct. | FT  | FTA         | Pct.    | Off. | Def.     | Tot.        | Avg. | PF | FO       | Ast. | TO  | Blk | Stl | Pts. | Avg. |  |         |  |
| 2016-17                  |      |    |      |      |       |     |      |     |       |      |     |             |         |      |          |             |      |    |          |      |     |     |     |      |      |  |         |  |
| MILLER 2016-17           |      |    |      |      | TOTAL |     |      |     | 3-PTS |      |     | FREE THROWS |         |      | REBOUNDS |             |      |    |          |      |     |     |     |      |      |  |         |  |
| Opponent                 | Date | GS | Min  | FG   | FGA   | Pct | 3FG  | FGA | Pct   | FT   | FTA | Pct         | Off     | Def  | Tot      | Avg         | PF   | FO | A        | TO   | Blk | Stl | Pts | Avg  |      |  |         |  |
| W Carolina               |      |    |      |      |       |     |      |     |       |      |     |             |         |      |          |             |      |    |          |      |     |     |     |      |      |  |         |  |



# 1 RASHAD MUHAMMAD

RJr. | 6-6 | 184 | Guard

Las Vegas, Nev. | San Jose State | Bishop Gorman HS

## As a Junior at Miami (2015-16)

Sat out the 2015-16 season after transferring from San Jose State in August, 2015.

## As a Sophomore at San Jose State (2014-15)

Led the Spartans in scoring for the second straight season at 13.9 points per game ... Averaged 3.3 rebounds, 1.1 assists and 32.3 minutes over 27 games ... Scored in double figures 21 times ... Led the team in scoring in 15 games ... Five 20-point performances ... Season-high 27 points versus San Diego State (1/21) ... Season-high 10 rebounds to go along with 23 points at Wyoming (2/14) ... Splashed in 59 three-point baskets moving him into third all-time at San José State with 134 ... Multiple threes in 19 games ... Scored 26 points and matched a career-high for made threes in a game with six at Air Force (1/7) ... Third in the conference during Mountain West play at 2.5 made threes per game ... Career-high five assists versus Utah State (2/14) ... Shot free throws at 79.6 percent ... 20 points at UC Davis (12/3) ... 22 points versus Saint Katherine (12/9) ... Recorded two steals in three different games.

## As a Freshman at San Jose State (2013-14)

Played in all 31 games and started three - at Weber State and against Fresno State and Boise State ... One of the first players off the bench ... Averaged a team-best 13.2 points and 2.9 rebounds per game ... Set the Mountain West freshman record for 3-pointers made in a season at 75 ... Second-highest single-season 3-pointers made and fourth-highest 3-pointers attempted at San Jose State ... Scored in double figures in 22 games ... 408 points on the season ... 20-plus points in five games ... Scored a season-high 28 points in a three overtime win against UC Davis and 28 points against Colorado State ... Hit a season-best six 3-pointers against UC Davis and at Utah State ... Added 23 points at Portland, 21 points at Houston and 20 at Utah State ... Led the team in scoring in 16 games ... Attempted at least 10 shots in 20 games ... Made at least one 3-pointer in 12 straight games and 28 of 31 games ... Made 75 of his 190 3-point attempts ... Shot 81.3 percent from the free throw line ... Grabbed seven rebounds against Pacific and six rebounds against Milwaukee and at Wyoming and Fresno State ... Dished out at least one assist in 18 games ... Three assists at New Mexico ... Two steals at Northern Illinois, against James Madison and at Utah State and Air Force.

## Prior to Miami

Played at Bishop Gorman High School in Las Vegas ... Averaged 19 points, 4.2 rebounds and 2.3 assists his senior year and led the team to a 29-3 record ... Team finished No. 15 in USA Today and ESPN polls ... Team won back-to-back Division I state championships ... Three-star player by ESPN, Future150, Rivals and Scout upon signing with SJSU in April of 2013 ... No. 59 shooting guard in the nation by ESPN.

## Personal

Born Jan. 6, 1994, in Las Vegas ... Son of Faye Muhammad, former point guard and track star at Long Beach State, and Ronald Muhammad, former point guard for USC ... Younger brother of Shabazz Muhammad, former UCLA player who is currently with Minnesota Timberwolves ... Sister, Asia, is a professional tennis player ... Uncle, Stephone Paige, played 10 seasons in the NFL ... Aunt, Robin Paige, was four-year basketball starter for Cal State Fullerton ... Majoring in sociology.

## MUHAMMAD CAREER HIGHS

### Points

Season:

Career: 28 (2x) last vs. Colorado State, 1/8/14

ACC:

### Rebounds

Season:

Career: 10, at Wyoming, 2/14/15

ACC:

### Assists

Season:

Career: 5, Utah State, 2/14/15

ACC:

### Steals

Season:

Career: 2 (7x) last at Wyoming, 2/14/15

ACC:

### Blocked Shots

Season:

Career: 1 (4x) last at Wyoming, 2/14/15

ACC:

### Field Goals

Season:

Career: 10, at Air Force, 1/7/15

ACC:

### Field Goal Attempts

Season:

Career: 21, Fresno State, 3/8/14

ACC:

### Free Throws

Season:

Career: 9, Colorado State, 1/8/14

ACC:

### Free Throw Attempts

Season:

Career: 12, Colorado State, 1/8/14

ACC:

### 3-Point Field Goals

Season:

Career: 6 (3x), last at Air Force, 1/7/15

ACC:

### 3-Point Field Goal Attempts

Season:

Career: 13, UC Davis, 12/18/13

ACC:

### Minutes

Season:

Career: 42, UC Davis, 12/18/13

ACC:

## MUHAMMAD CAREER STATISTICS

| San Jose St. | GS | Min. | Avg. | FG   | FGA | Pct. | FG   | FGA | Pct. | FT   | FTA | Pct. | Off. | Def. | Tot. | Avg. | PF  | FO  | Ast. | TO | Blk | Stl | Pts. | Avg. |      |
|--------------|----|------|------|------|-----|------|------|-----|------|------|-----|------|------|------|------|------|-----|-----|------|----|-----|-----|------|------|------|
| 2013-14      | 31 | 3    | 873  | 28.2 | 121 | .332 | .364 | 75  | 190  | .395 | 91  | 112  | .813 | 20   | 71   | 91   | 2.9 | 53  | 0    | 24 | 52  | 1   | 14   | 408  | 13.2 |
| 2014-15      | 27 | 22   | 871  | 32.3 | 119 | .312 | .381 | 59  | 164  | .360 | 78  | 98   | .796 | 17   | 71   | 88   | 3.3 | 48  | 0    | 31 | 38  | 3   | 18   | 375  | 13.9 |
| Totals       | 58 | 25   | 1744 | 30.1 | 240 | .644 | .373 | 134 | 354  | .379 | 169 | 210  | .805 | 37   | 142  | 179  | 3.1 | 101 | 0    | 55 | 90  | 4   | 32   | 783  | 13.5 |
| Miami        |    |      |      |      |     |      |      |     |      |      |     |      |      |      |      |      |     |     |      |    |     |     |      |      |      |
| 2016-17      |    |      |      |      |     |      |      |     |      |      |     |      |      |      |      |      |     |     |      |    |     |     |      |      |      |

## MUHAMMAD 2016-17

| Opponent   |  | Date | GS | Min | FG | FGA | Pct | 3FG | FGA | Pct | FT | FTA | Pct | Off | Def | Tot | Avg | PF | FO | A | TO | Blk | Stl | Pts | Avg |
|------------|--|------|----|-----|----|-----|-----|-----|-----|-----|----|-----|-----|-----|-----|-----|-----|----|----|---|----|-----|-----|-----|-----|
| W Carolina |  |      |    |     |    |     |     |     |     |     |    |     |     |     |     |     |     |    |    |   |    |     |     |     |     |



# 21 KAMARI MURPHY

RSr. | 6-8 | 220 | Forward

Brooklyn, N.Y. | Oklahoma State | IMG | Lincoln HS

## As a Redshirt Junior at Miami (2015-16)

Started 28 of 32 games played ... One double-double with 11 points and 13 rebounds vs. Buffalo 3/17 in NCAA Tournament ... Averaged 5.6 points; 6.0 rebounds, 0.9 blocks in 24.9 minutes per game ... Totaled 180 points, 191 rebounds, 30 blocks in 797 minutes ... Hit 51.0 percent (78-153) from the field, 55.8 percent (24-43) at the line ... Led or tied for team high in rebounds nine games, steals twice and blocked shots in 12 games ... Scored in double digits six games ... Double-digit rebounds four times ... Blocked a shot in 19 games, including a stretch of eight straight games ... Multiple blocks eight outings ... Season highs: 11 points three times, last vs. Buffalo 3/17; 13 rebounds vs. Buffalo 3/17; 2 assists vs. Wake Forest 1/23; 2 steals vs. Wichita State 3/19; 4 blocked shots vs. Buffalo 3/17; 36 minutes vs. Wichita State 3/19 ... In ACC play averaged 5.0 points, 6.1 rebounds, 0.6 blocks in 24.3 minutes per game ... In ACC play totaled 90 points, 109 rebounds and 11 blocks in 438 minutes ... Connected on 46.3 percent (38-82) from the field and 56.0 percent (14-25) at the line ... In two ACC Tournament games, averaged 5.5 points and 4.5 rebounds in 26.5 minutes per game ... Shot 5-9 from the field and 1-2 at the line ... In three NCAA Tournament games averaged 7.0 points and 7.7 rebounds in 32.7 minutes per game ... Hit 9-13 from the field and 3-6 at the line.

## As a Junior at Miami (2014-15)

Sat out due to NCAA transfer rules.

## As a Sophomore at Oklahoma State (2013-14)

Led Cowboys in total rebounds, pulling down 199 for the season, as well as blocks with total of 40, despite missing the season opener vs. MVSU ... Pulled down six rebounds and blocked two shots in first game of the season vs. Utah Valley ... Grabbed six rebounds and blocked career high four shots vs. Delaware State ... Recorded first career double-double with 10 points and 10 rebounds at Texas ... Scored season high 12 points at Kansas ... Established career high with three steals and matched career high with four blocked shots vs. Texas ... Recorded second 10-point, eight-rebound effort of season against Robert Morris ... Perfect 5-of-5 from floor for 10 points vs. Louisiana Tech ... Ten points and eight rebounds vs. Butler ... Seven points, six boards and two shots vs. Arkansas-Pine Bluff ... Grabbed team-leading, season high 13 rebounds vs. Oklahoma (2/15) ... Eighth in blocks per game (1.3 bpg) and 15th in rebounding in Big 12.

## As a Freshman at Oklahoma State (2012-13)

Grabbed six rebounds in semifinal game against Kansas State at Big 12 Championship ... Scored eight points, including six in first half, and grabbed four boards against Baylor ... Extremely efficient at Kansas, scoring four points, grabbing five rebounds and dishing out an assist in eight minutes ... Came off bench last five games after starting first 15 contests of season ... Career-high six trips to charity stripe vs. Texas Tech ... Dished out career-best three assists vs. TCU ... Scored 12 points against Tennessee Tech ... Scored career-high 13 points at Virginia Tech ... Recorded first collegiate double-figure rebounding game with career-high 10 boards vs sixth-ranked NC State ... Started first game as collegian in season opener against UC Davis ... Blocked four shots against the Aggies, tying for ninth-most by a Cowboy freshman in school history.

## Prior to Miami

Ranked No. 10 on HoopScoop.com's list of top fifth-year players in 2012 ... Spent post-graduate year at IMG Academy in Bradenton, Fla., and was starting forward ... Averaged 20.0 points, 10.0 rebounds and 3.0 assists for team that finished 28-2 against prep schools and was ranked among the top-five nationally ... Graduated from Lincoln High School in Brooklyn, N.Y. -- same school that produced Stephon Marbury, Sebastian Telfair and Lance Stephenson ... Team captain junior and senior seasons under head coach Dwayne Marton ... Averaged 17 points and more than 10 rebounds per game as senior ... Helped lead Railsplitters to PSAL Class-AA title game as senior and Brooklyn regular-season crown and borough title ... Ranked as No. 6 player in state of New York in 2011 according to HoopScoop.com ... Listed as one of four "standout players" at Super 16 Showcase in Hartford, Conn., in July of 2011 ... Also played football for two seasons in high school ... Recruited by UConn, Miami, Missouri, Louisville, Virginia, Virginia Tech, St. Johns, Rutgers, Florida and Florida State out of high school.

## Personal

Born Kamari Michael Murphy on Dec. 14, 1993 ... Son of Michael Murphy and Kemel and Kaheem Draper ... Second oldest of six boys: Jacori, Kusamae, Maalik, Mikwan and Kieron ... Graduated in May 2016 with B.A. in sociology and minor in communications, now pursuing second degree ... Started playing basketball at age four ... Enjoys swimming, playing volleyball and football, and playing video games in his spare time.

## MURPHY HIGHS

### Points

Season:

Career: 13, at Virginia Tech, 12/1/12

ACC: 11, vs. Notre Dame, 2/3/16

### Rebounds

Season:

Career: 13 vs. Oklahoma, 2/15/14

ACC: 11, vs. Virginia, 2/22/16

### Assists

Season:

Career: 3 (2x) last vs. Robert Morris,

12/30/13

ACC: 2, vs. Wake Forest, 1/23/16

### Steals

Season:

Career: 3, vs. Texas, 1/8/14

ACC: 1 (8x) last at Virginia Tech, 3/5/16

### Blocked Shots

Season:

Career: 4 (3x) last vs. Texas, 1/8/14

ACC: 2 (3x) last at Virginia Tech, 3/5/16

### Field Goals

Season:

Career: 6 at Virginia Tech, 12/1/12

ACC: 4 (3x) last at Virginia Tech, 3/5/16

### Field Goal Attempts

Season:

Career: 11, vs. Gonzaga, 3/21/14

ACC: 9, vs. Wake Forest, 1/23/16

### Free Throws

Season:

Career: 5, vs. Notre Dame, 2/3/16

ACC: 5, vs. Notre Dame, 2/3/16

### Free Throw Attempts

Season:

Career: 6 vs. Texas Tech, 1/19/13

ACC: 5, vs. Notre Dame, 2/3/16

### 3-Point Field Goals

Season:

Career: 1 (2x) last vs. Central Ark., 12/16/12

ACC: 1 (2x) last vs. Central Ark., 12/16/12

### 3-Point Field Goal Attempts

Season:

Career: 1 (11x) last at North Carolina, 2/20/16

ACC: 1 (4x) last at North Carolina, 2/20/16

### Minutes

Season:

Career: 41, at Iowa State, 3/8/14

ACC: 33, vs. Virginia, 2/22/16

## MURPHY CAREER STATISTICS

| OK State | GP | GS | Min. | Avg. | FG  | FGA | Pct. | FG | FGA | Pct. | FT | FTA | Pct. | Off. | Def. | Tot. | Avg. | PF  | FO | Ast. | TO | Blk | Stl | Pts. | Avg. |
|----------|----|----|------|------|-----|-----|------|----|-----|------|----|-----|------|------|------|------|------|-----|----|------|----|-----|-----|------|------|
| 2012-13  | 33 | 15 | 596  | 18.1 | 53  | 115 | .461 | 2  | 4   | .500 | 18 | 35  | .514 | 52   | 78   | 130  | 3.9  | 73  | 2  | 21   | 35 | 20  | 8   | 126  | 3.8  |
| 2013-14  | 33 | 21 | 855  | 25.9 | 82  | 153 | .536 | 0  | 0   | .000 | 36 | 63  | .571 | 63   | 144  | 207  | 6.3  | 113 | 10 | 23   | 38 | 41  | 17  | 200  | 6.1  |
| Totals   | 66 | 36 | 1451 | 22.0 | 135 | 268 | .504 | 2  | 4   | .500 | 54 | 98  | .551 | 115  | 222  | 337  | 5.1  | 186 | 12 | 44   | 73 | 61  | 25  | 326  | 4.9  |
| Miami    |    |    |      |      |     |     |      |    |     |      |    |     |      |      |      |      |      |     |    |      |    |     |     |      |      |
| 2015-16  | 32 | 28 | 797  | 24.9 | 78  | 153 | .510 | 0  | 7   | .000 | 24 | 43  | .558 | 47   | 144  | 191  | 6.0  | 68  | 2  | 16   | 26 | 30  | 13  | 180  | 5.6  |
| 2016-17  |    |    |      |      |     |     |      |    |     |      |    |     |      |      |      |      |      |     |    |      |    |     |     |      |      |
| Overall  | 98 | 64 | 2248 | 22.9 | 213 | 421 | .506 | 2  | 11  | .182 | 78 | 141 | .553 | 162  | 366  | 528  | 5.4  | 254 | 14 | 60   | 99 | 91  | 38  | 506  | 5.2  |

## MURPHY 2016-17

| Opponent   | Date | TOTAL |     |    | 3-PTS |     |     | FREE THROWS |     |    | REBOUNDS |     |     |     |     |     |    |    |   |    |     |     |     |     |
|------------|------|-------|-----|----|-------|-----|-----|-------------|-----|----|----------|-----|-----|-----|-----|-----|----|----|---|----|-----|-----|-----|-----|
|            |      | GS    | Min | FG | FGA   | Pct | 3FG | FGA         | Pct | FT | FTA      | Pct | Off | Def | Tot | Avg | PF | FO | A | TO | Blk | Stl | Pts | Avg |
| W Carolina |      |       |     |    |       |     |     |             |     |    |          |     |     |     |     |     |    |    |   |    |     |     |     |     |





# JA'QUAN NEWTON

Jr. | 6-2 | 187 | Guard

Philadelphia, Pa. | Neumann-Goretti HS

## As a Sophomore (2015-16)

Touted by Dick Vitale as the country's best sixth man ... Increased scoring from 4.0 ppg as a rookie to 10.5 ppg as a sophomore, the fifth-best improvement (+6.5) among ACC players ... Started one of 31 games played ... Did not play game vs. Virginia Tech on Feb. 17 due to a medical condition ... DNP vs. Louisville Feb. 27, at Notre Dame March 2 and at Virginia Tech March 5 due to a team violation ... Averaged 10.5 points, 2.3 rebounds, 2.5 assists and 0.9 steals in 22.7 minutes per game ... Totaled 324 points, 71 rebounds, 76 assists and 27 steals in 703 minutes ... Hit 46.1 percent (105-228) from the field, 34.6 percent (9-26) from three and 73.4 percent (105-143) at the line ... Led or tied for team high in scoring four times, assists seven games, steals in seven outings and twice in blocked shots ... Scored in double digits in 21 games ... Hit multiple 3-pointers once, against Syracuse ... Notched 3-pointer in eight outings ... Multiple assists in 22 games ... Season highs: 20 points vs. Charleston 12/19; 7 rebounds vs. Charleston 12/19; 6 assists vs. Charlotte 12/5; 4 steals twice, last at NC State 1/30; 1 blocked shot five times, last vs. Virginia Tech 3/10; 32 minutes vs. Virginia 3/11 ... In ACC play averaged 10.1 points, 2.7 rebounds, 2.0 assists in 22.9 minutes per game ... In ACC play totaled 141 points, 38 rebounds, 28 assists in 321 minutes ... Connected on 43.2 percent (48-111) from the field, 42.9 percent (6-14) from three and 68.4 percent (39-57) at the line ... In two ACC Tournament games, averaged 14.5 points, 3.5 assists, 1.5 steals and 1.5 rebounds in 30.5 minutes per game ... Shot 8-14 from the field and 13-17 at the line ... In three NCAA Tournament games averaged 4.0 points, 1.7 assists in 21.0 minutes per game ... Hit 4-15 from the field and 4-5 at the line.

## As a Freshman (2014-15)

Started three games, playing in 34 ... Averaged 4.0 points, 1.4 assists, 1.3 rebounds, 0.2 steals in 13.5 minutes per game ... Totaled 135 points, 47 assists, 43 rebounds, 8 steals in 459 minutes ... Hit 40.5 percent (45-111) from the field, 40.0 percent (4-10) from three and 64.1 percent (41-64) at the line ... Led the team in assists once and tied for lead three times ... Tied for team lead in steals three times, blocks once and rebounds once ... Scored in double digits four times ... Dished at least three assists eight times ... Grabbed 14 rebounds in last three games after having just 29 boards the first 31 outings ... Season highs: 16 points at Notre Dame, 1/17; 5 rebounds twice, last vs. Stanford, 4/2; 5 assists at Notre Dame, 1/17; 1 steal eight times, last vs. Virginia Tech, 3/11; 1 blocked shot four times, last vs. Stanford, 4/2; 33 minutes at Pittsburgh, 3/4 ... Started two ACC games ... Played 15 league games ... In ACC play averaged 3.9 points, 1.6 assists, 1.0 rebounds in 13.5 minutes per game ... In ACC play totaled 59 points, 24 assists, 15 rebounds in 202 minutes ... Hit 42.3 percent (22-52) from the field, 28.6 percent (2-7) from three and 56.5 percent (13-23) at the line ... In two ACC Tournament games, played only nine minutes ... In four NIT games, averaged 7.8 points, 3.8 rebounds, 2.0 assists in 22.3 minutes ... Missed game vs. NC Central due to injury ... Hit 35.5 percent (11-31) from the field, 1.000 percent (2-2) from three and 70.0 percent (7-10) at the line ... Against Stanford in NIT championship game, knocked down two of four total 3-pointers for season.

## Prior to Miami

Ranked No. 58 in ESPN's Top 100 ... Ranked first in the state and as the 12th-best PG in the country by ESPN ... Catholic League MVP ... All-Catholic First Team ... Led team with 21.7 points ... Scored 1,972 career points in high school ... Guided the Saints to 22-4 record and sixth straight Catholic League championship ... Scored 15 of his 23 points in second half to seal the victory ... Started four straight years in Catholic League championship game ... Leading scorer in both the history of the Catholic School League in Philadelphia and in Neumann-Goretti history ... Secured a double-double with 14 points and 10 rebounds in first round of the Pennsylvania Interscholastic Athletic Association playoffs ... Scored 33 points and go-ahead bucket in overtime to win PIAA Class AAA Championship in 2014 ... Consensus top 60 player ... Averaged 18.0 points as a junior ... NBPA Top 100 Camp and LeBron James Skills Academy ... Played AAU ball for Team Final, the same squad as Miami teammate Davon Reed ... Also recruited by UCLA, Texas A&M and Minnesota.

## Personal

Born Ja'Quan Naasir Newton on Aug. 23, 1995 in Philadelphia ... Son of the late Lisa Brown, and Joe Newton, the 1998 NABC Division II national player of the year out of the University of Central Oklahoma ... Brother to Cary Rudd and Miing Newton ... Mother passed away March 2014 after three-year battle with breast cancer, one day prior to state championship game in which Newton scored 33 points ... Majoring in sociology ... Started playing basketball at age six and first dunk was in eighth grade in an AAU game.

## NEWTON HIGHS

### Points

Season:

Career: 20, vs. Charleston, 12/19/15

ACC: 18, vs. Wake Forest, 1/23/16

### Rebounds

Season:

Career: 7, vs. Charleston, 12/19/15

ACC: 5 (2x) last vs. Duke, 1/25/16

### Assists

Season:

Career: 6, vs. Charlotte, 12/5/15

ACC: 5 (2x) last vs. Duke, 1/25/16

### Steals

Season:

Career: 4 (2x) last at NC State, 1/30/16

ACC: 4, at NC State, 1/30/16

### Blocked Shots

Season:

Career: 1 (9x) last vs. Virginia Tech, 3/10/16

ACC: 1 (3x) last vs. Virginia, 2/22/16

### Field Goals

Season:

Career: 6 (5x) last vs. Notre Dame, 2/3/16

ACC: 6 (4x) last vs. Notre Dame, 2/3/16

### Field Goal Attempts

Season:

Career: 13, at NC State, 1/30/16

ACC: 13, at NC State, 1/30/16

### Free Throws

Season:

Career: 9 (2x) last vs. Virginia, 3/11/16

ACC: 7, vs. Wake Forest, 1/23/16

### Free Throw Attempts

Season:

Career: 11, vs. Virginia, 3/11/16

ACC: 10, vs. Syracuse, 1/2/16

### 3-Point Field Goals

Season:

Career: 2 (2x) last vs. Syracuse, 1/2/16

ACC: 2, vs. Syracuse, 1/2/16

### 3-Point Field Goal Attempts

Season:

Career: 2 (9x) last at NC State, 1/30/16

ACC: 2 (5x) last at NC State, 1/30/16

### Minutes

Season:

Career: 33, at Pittsburgh, 3/4/15

ACC: 33, at Pittsburgh, 3/4/15

| 2014-15           |    |   |   |  | 2015-16           |     |   |   |  |
|-------------------|----|---|---|--|-------------------|-----|---|---|--|
| Opposition        | P  | R | A |  | Opposition        | P   | R | A |  |
| Howard            | 8  | 0 | 0 |  | UTRGV             | 11  | 2 | 1 |  |
| at Florida        | 5  | 1 | 3 |  | Louisiana         | 11  | 0 | 5 |  |
| vs Drexel         | 7  | 1 | 3 |  | vs. Miss. St.     | 15  | 2 | 5 |  |
| vs Akron          | 4  | 0 | 1 |  | vs. Utah          | 5   | 1 | 1 |  |
| vs Charlotte      | 3  | 3 | 3 |  | vs. Butler        | 17  | 1 | 3 |  |
| at Charlotte      | 0  | 0 | 0 |  | Northeastern      | 13  | 2 | 1 |  |
| South Alabama     | 5  | 1 | 0 |  | at Nebraska       | 10  | 2 | 2 |  |
| Illinois          | 0  | 2 | 1 |  | Charlotte         | 14  | 4 | 6 |  |
| Green Bay         | 0  | 0 | 0 |  | Florida           | 3   | 1 | 3 |  |
| Savannah State    | 2  | 0 | 0 |  | Charleston        | 20  | 7 | 2 |  |
| Eastern Kentucky  | 2  | 2 | 3 |  | at La Salle       | 10  | 2 | 3 |  |
| vs Providence     | 3  | 0 | 1 |  | Princeton         | 13  | 4 | 4 |  |
| Charleston        | 6  | 0 | 0 |  | Syracuse          | 14  | 4 | 2 |  |
| Virginia          | 0  | 1 | 1 |  | Florida State     | 13  | 1 | 4 |  |
| at Duke           | 4  | 2 | 3 |  | at Virginia       | 6   | 5 | 1 |  |
| at Notre Dame     | 16 | 2 | 5 |  | at Clemson        | 8   | 4 | 1 |  |
| NC State          | 0  | 0 | 1 |  | at Boston College | 12  | 4 | 2 |  |
| at Syracuse       | 3  | 0 | 0 |  | Wake Forest       | 18  | 1 | 1 |  |
| Georgia Tech      | 3  | 0 | 0 |  | DUKE              | 15  | 5 | 5 |  |
| at Florida State  | 2  | 0 | 1 |  | at NC State       | 10  | 2 | 2 |  |
| Louisville        | 3  | 1 | 1 |  | Notre Dame        | 12  | 1 | 2 |  |
| Clemson           | 1  | 1 | 1 |  | at Georgia Tech   | 14  | 4 | 2 |  |
| at Wake Forest    | 5  | 0 | 2 |  | Pittsburgh        | 3   | 1 | 1 |  |
| at Boston College | 0  | 0 | 0 |  | at Florida State  | 7   | 4 | 2 |  |
| Virginia Tech     | 0  | 0 | 1 |  | Virginia Tech     | DNP |   |   |  |
| North Carolina    | 10 | 1 | 4 |  | at North Carolina | 3   | 1 | 1 |  |
| at Pittsburgh     | 4  | 3 | 1 |  | Virginia          | 6   | 1 | 2 |  |
| at Virginia Tech  | 8  | 4 | 3 |  | Louisville        | DNP |   |   |  |
| vs Virginia Tech  | 0  | 3 | 0 |  | at Notre Dame     | DNP |   |   |  |
| vs Notre Dame     | 0  | 0 | 0 |  | at Virginia Tech  | DNP |   |   |  |
| Alabama           | 1  | 1 | 2 |  | vs. Virginia Tech | 10  | 2 | 4 |  |
| at Richmond       | 11 | 5 | 2 |  | vs. Virginia      | 19  | 1 | 3 |  |
| vs Temple         | 9  | 4 | 2 |  | vs. Buffalo       | 10  | 2 | 2 |  |
| vs Stanford       | 10 | 5 | 2 |  | vs. Wichita State | 2   | 0 | 1 |  |
|                   |    |   |   |  | vs. Villanova     | 0   | 0 | 2 |  |

## NEWTON CAREER STATISTICS

| Season  | GP | GS | Min. | Avg. | 3-Point |     |      | Free Throws |     |      | Rebounds |      |      | Scoring |    |    |      |     |     |     |      |      |  |
|---------|----|----|------|------|---------|-----|------|-------------|-----|------|----------|------|------|---------|----|----|------|-----|-----|-----|------|------|--|
|         |    |    |      |      | FG      | FGA | Pct. | FT          | FTA | Pct. | Off.     | Def. | Tot. | Avg.    | PF | FO | Ast. | TO  | Blk | Stl | Pts. | Avg. |  |
| 2014-15 | 34 | 3  | 459  | 13.5 | 45      | 111 | .405 | 41          | 64  | .641 | 8        | 35   | 43   | 1.3     | 34 | 0  | 47   | 39  | 4   | 8   | 135  | 4.0  |  |
| 2015-16 | 31 | 1  | 703  | 22.7 | 105     | 228 | .461 | 105         | 143 | .734 | 16       | 55   | 71   | 2.3     | 48 | 0  | 76   | 66  | 5   | 27  | 324  | 10.5 |  |
| 2016-17 |    |    |      |      |         |     |      |             |     |      |          |      |      |         |    |    |      |     |     |     |      |      |  |
| TOTAL   | 65 | 4  | 1162 | 17.9 | 150     | 339 | .442 | 146         | 207 | .705 | 24       | 90   | 114  | 1.8     | 82 | 0  | 123  | 105 | 9   | 35  | 459  | 7.1  |  |

## NEWTON 2016-17

| NEWTON 2010-11 |      | TOTAL |     |    |     |     | 3 PTS |     |     | FREE THROWS |     |     | REBOUNDS |     |     |     |    |    |   |    |     |     |     |     |  |  |
|----------------|------|-------|-----|----|-----|-----|-------|-----|-----|-------------|-----|-----|----------|-----|-----|-----|----|----|---|----|-----|-----|-----|-----|--|--|
| Opponent       | Date | GS    | Min | FG | FGA | Pct | 3FG   | FGA | Pct | FT          | FTA | Pct | Off      | Def | Tot | Avg | PF | FO | A | TO | Blk | Stl | Pts | Avg |  |  |
| W Carolina     |      |       |     |    |     |     |       |     |     |             |     |     |          |     |     |     |    |    |   |    |     |     |     |     |  |  |



# 5 DAVON REED

Sr. | 6-6 | 220 | Guard

Ewing, N.J. | Princeton Day School (N.J.)

## NABC Honors Court, 2016

All-ACC Academic Men's Basketball Team, 2015, 2016

All-ACC Academic Honor Roll - 2013-14, 2014-15, 2015-16

## NIT All-Tournament Team, 2015

### As a Senior (2016-17)

Participated in adidas Nations Camp, summer of 2016.

### As a Junior (2015-16)

*Miami Record Book Listings:* Career - ACC games only: No. 7 3-point field goals made (70), No. 9 3-point field goals attempted (772); Season: No. 5 games started (35).

Season: One of three players to start all 35 games ... One double-double with 10 points and 12 rebounds vs. Buffalo on March 17 in the NCAA Tournament ... Averaged 11.1 points, 4.1 rebounds, 1.2 assists, 0.8 steals in 28.8 minutes per game ... Totaled 388 points, 143 rebounds, 42 assists, 27 steals in 1007 minutes ... Hit 46.9 percent (129-275) from the field, 38.3 percent (46-120) from three and 81.6 percent (84-103) at the line ... Led or tied for team high in scoring six games, rebounds once, assists once, steals 10 games and blocked shots six times ... Scored in double digits in 21 games ... Hit multiple 3-pointers 15 games ... Notched 3-pointer in 23 outings ... Double-digit rebounds once, with 12 against Buffalo ... Blocked a shot in 13 games ... Multiple assists in 11 outings ... Season highs: 21 points vs. Virginia 2/22; 12 rebounds vs. Buffalo 3/17; 4 assists vs. Northeastern 11/27; 3 steals twice, last vs. Virginia Tech 3/10; 2 blocked shots twice, last vs. Virginia Tech 2/17; 39 minutes vs. Buffalo 3/17 ... One of four Miami players to start all 18 ACC games ... In ACC play averaged 11.8 points, 3.8 rebounds, 1.3 assists, 0.8 steals in 29.8 minutes ... In ACC play totaled 213 points, 69 rebounds, 24 assists and 14 steals in 536 minutes ... Connected on 48.1 percent (75-156) from the field, 38.0 percent (27-71) from three and 83.7 percent (36-43) at the line ... In two ACC Tournament games, averaged 10.0 points, 1.5 steals and 1.0 rebounds in 30.5 minutes ... Shot 6-12 from the field, 3-5 from three and 5-6 at the line ... In three NCAA Tournament games averaged 9.3 points, 6.0 rebounds, 0.7 assists and 0.7 steals in 33.7 minutes per game ... Hit 11-23 from the field, 4-9 from three and 2-2 at the line.

Fall 2015: Book Buster Honor Roll (3.0+ GPA), Athletic Director's Honor Roll (3.2+ GPA), and Dean's List (3.5+ GPA).  
Spring 2016: Book Buster Honor Roll (3.0+ GPA), Athletic Director's Honor Roll (3.2+ GPA).

### As a Sophomore (2014-15)

*Miami Record Book Listings:* Season: No. 5: 3-point FG percentage, season (.457); Season - ACC games only: No. 1: ACC, 3-point FG percentage, season (.527); No. 4: ACC, field goal percentage, season (.548); No. 4: ACC, 3-point FG percentage, game (.833); Game - ACC games only: No. 2: ACC, steals, game (5).

Season: Started 21 straight games after missing the first eight with injury then coming off the bench his first eight outings ... Improved from 2.4 ppg and 2.4 rpg in five non-conference games to 9.2 ppg and 3.6 rpg in ACC play ... Improved shooting from 27.3 FG percent and 16.7 3FG percent in non-conference games to 54.8 FG percent and 52.7 3FG percent in ACC action ... Averaged 8.2 points, 4.0 rebounds, 1.9 assists and 0.9 steals in 27.5 minutes per game ... Totaled 247 points, 121 rebounds, 57 assists, 27 steals in 824 minutes ... Hit 47.0 percent (77-164) from the field, 45.7 percent (37-81) from three and 72.7 percent (56-77) at the line ... One double-double at Richmond ... Led team in scoring twice ... Led team in rebounds twice and tied for lead twice ... Scored in double digits 12 times ... Hit multiple 3-pointers in 11 games ... Notched 3-pointer in 19 games, including nine straight outings Jan. 17-Feb. 16 ... Season highs: 19 points three times, last at Pittsburgh, 3/4; 12 rebounds at Richmond 3/24; 6 assists vs. NC Central 3/17; 5 steals at Wake Forest 2/11; 3 blocks vs. Temple 3/31; 45 minutes at Boston College 2/16 ... Started 14 of 18 ACC games played ... In ACC play, averaged 9.2 points, 3.6 rebounds, 1.6 assists, 1.0 steals in 28.7 minutes per game ... In ACC play totaled 165 points, 64 rebounds, 29 assists, 18 steals in 517 minutes ... In ACC play averaged 54.8 percent (57-104) from the field, 52.7 percent (29-55) from three and 73.3 percent (22-30) at the line ... In two ACC Tournament games, averaged 8.0 points, 5.0 rebounds, 1.0 assists, 1.0 steals in 33.0 minutes ... In two ACC Tournament games, shot 31.3 percent (5-16) from the field, 50.0 percent (3-6) from three and 60.0 percent (3-5) at the line ... In five NIT games averaged 10.8 points, 7.0 rebounds, 3.8 assists, 1.0 blocks in 34.6 minutes ... Second team in scoring in NIT outings ... Made 36.4 percent (12-33) from the field, 28.6 percent (4-14) from three and 70.3 percent (26-37) at the line.

Fall 2014: Athletic Director's Honor Roll (3.2+ GPA), Book Buster (3.0+ GPA).  
Spring 2015: Athletic Director's Honor Roll (3.2+ GPA), Book Buster (3.0+ GPA).

### As a Freshman (2013-14)

Started 10 of 33 games ... Averaged 6.6 points, 1.7 rebounds, 1.2 assists in 20.7 minutes ... Totaled 217 points, 55 rebounds, 38 assists and 683 minutes ... Hit 34.3 percent (71-207) of shots from field, 35.7 percent (40-112) from three and 66.0 percent (35-53) at free throw line ... Started four of 18 ACC games ... In ACC play averaged 4.8 points and 1.5 rebounds in 15.9 minutes ... In ACC play totaled 86 points, 27 rebounds and 287 minutes ... Connected on 30.1 percent (28-93) from field, 30.4 percent (14-46) from three and 69.6 percent (16-23) at free throw line ... In two ACC Tournament games averaged 11.5 points off bench ... In two ACC Tournament games shot 50 percent (5-11) from field, 45.5 percent (5-11) from three and 100.0 percent (2-2) at free throw line ... Led team in scoring two games ... Scored in double digits seven games ... Hit multiple 3-pointers in seven games ... Notched 3-pointer in 13 straight games from 11/11 to 1/4 ... Season highs: 19 points vs. Arizona State, 12/1; 5 rebounds, twice, last vs. Virginia Tech, 12/8; 7 assists vs. Loyola, 12/30; 5 3-pointers vs. Arizona State, 12/1; 36 minutes, twice, last vs. Arizona State, 12/1.

Spring 2014: Book Buster (3.0+ GPA) ... Athletic Director's Honor Roll (3.2+ GPA) ... Dean's List (3.5+ GPA).

### Prior to Miami

Four-star swingman listed as a top 100 player (No. 97) by Rivals and No. 78 in the Class of 2013 by ESPN ... Third-best talent in New Jersey and 18th best nationally at the shooting guard position, according to ESPN ... Rivals ranked him as 24th among shooting guards ... Kevin Durant Skills Academy ... 2,000 point scorer ... Averaged 24.0 points and 10.0 rebounds as a senior ... McDonald's All-American candidate ... Prep B Player of the Year in New Jersey ... All-area player of the year twice ... Averaged 27 points and nine rebounds per game for Princeton Day School junior season ... Coached by Paris McClean ... Played AAU ball for Team Final, the same squad as Miami teammate Ja'Quan Newton ... Chose Miami over offers from Wake Forest, Cincinnati, Xavier and Memphis ... Youth Role Model Award from Join-Effort Princeton for both dedication to his community and excellence in his personal life ... Also played football his freshman year of high school.

### Personal

Name is pronounced Day-voon ... Born Davon Malcolm Reed on June 11, 1995 ... Son of David Reed and Rose Reed ... Brother to Miles ... Majoring in sports administration with a minor in marketing and communications ... Student-Athlete Advisory Committee representative at UM ... Miami Rescue Mission Homeless Shelter volunteer ... Elementary school pen pal ... First played organized basketball at age five, and first dunk was before his freshman year of high school, in a summer league game.

## REED HIGHS

### Points

Season:

Career: 21, vs. Virginia, 2/22/16

ACC: 21, vs. Virginia, 2/22/16

### Rebounds

Season:

Career: 12 (2x) last vs. Buffalo, 3/17/16

ACC: 8, vs. Florida State, 2/25/15

### Assists

Season:

Career: 7, vs. Loyola, 12/30/13

ACC: 5, vs. Virginia Tech, 2/18/15

### Steals

Season:

Career: 5, at Wake Forest, 2/11/15

ACC: 5, at Wake Forest, 2/11/15

### Blocked Shots

Season:

Career: 3, vs. Temple, 3/31/15

ACC: 2 (2x) last vs. Virginia Tech, 2/17/16

### Field Goals

Season:

Career: 8, at Virginia Tech, 3/5/16

ACC: 8, at Virginia Tech, 3/5/16

### Field Goal Attempts

Season:

Career: 14, at Florida State, 2/14/16

ACC: 14, at Florida State, 2/14/16

### Free Throws

Season:

Career: 9, vs. Alabama, 3/21/15

ACC: 6, vs. Florida State, 2/25/15

### Free Throw Attempts

Season:

Career: 14, vs. Alabama, 3/21/15

ACC: 6 (3x) last vs. Virginia Tech, 2/17/16

### 3-Point Field Goals

Season:

Career: 5 (3x) last vs. Virginia, 2/22/16

ACC: 5 (2x) last vs. Virginia, 2/22/16

### 3-Point Field Goal Attempts

Season:

Career: 8, vs. Arizona State, 12/1/13

ACC: 8, at Wake Forest, 2/11/15

### Minutes

Season:

Career: 45, at Boston College, 2/16/15

ACC: 45, at Boston College, 2/16/15

## REED CAREER STATISTICS

| Season  | Regular Season Statistics |    |      |      |     |     |      | 3-Point |     |      | Free Throws |     |      | Rebounds |      |      | Scoring |     |    |      |     |     |     |      |      |  |
|---------|---------------------------|----|------|------|-----|-----|------|---------|-----|------|-------------|-----|------|----------|------|------|---------|-----|----|------|-----|-----|-----|------|------|--|
|         | GP                        | GS | Min. | Avg. | FG  | FGA | Pct. | FT      | FTA | Pct. | FT          | FTA | Pct. | Off.     | Def. | Tot. | Avg.    | PF  | FO | Ast. | TO  | Blk | Stl | Pts. | Avg. |  |
| 2013-14 | 33                        | 10 | 683  | 20.7 | 71  | 207 | .343 | 40      | 112 | .357 | 35          | 53  | .660 | 12       | 43   | 55   | 1.7     | 55  | 0  | 38   | 44  | 4   | 16  | 217  | 6.6  |  |
| 2014-15 | 30                        | 21 | 824  | 27.5 | 77  | 164 | .470 | 37      | 81  | .457 | 56          | 77  | .727 | 25       | 96   | 121  | 4.0     | 68  | 1  | 57   | 32  | 13  | 27  | 247  | 8.2  |  |
| 2015-16 | 35                        | 35 | 1007 | 28.8 | 129 | 275 | .469 | 46      | 120 | .383 | 84          | 103 | .816 | 21       | 122  | 143  | 4.1     | 72  | 0  | 42   | 44  | 15  | 27  | 388  | 11.1 |  |
| 2016-17 |                           |    |      |      |     |     |      |         |     |      |             |     |      |          |      |      |         |     |    |      |     |     |     |      |      |  |
| TOTAL   | 98                        | 66 | 2514 | 25.7 | 277 | 646 | .429 | 123     | 313 | .393 | 175         | 233 | .751 | 58       | 261  | 319  | 3.3     | 195 | 1  | 137  | 120 | 32  | 70  | 852  | 8.7  |  |

### REED 2016-17

| Opponent   | Date | TOTAL |     |    | 3-PTS |     |     | FREE THROWS |     |    | REBOUNDS |     |     |     |     |     |    |    |   |    |     |     |     |     |
|------------|------|-------|-----|----|-------|-----|-----|-------------|-----|----|----------|-----|-----|-----|-----|-----|----|----|---|----|-----|-----|-----|-----|
|            |      | GS    | Min | FG | FGA   | Pct | 3FG | FGA         | Pct | FT | FTA      | Pct | Off | Def | Tot | Avg | PF | FO | A | TO | Blk | Stl | Pts | Avg |
| W Carolina |      |       |     |    |       |     |     |             |     |    |          |     |     |     |     |     |    |    |   |    |     |     |     |     |



## 2 MIKE ROBINSON

So. | 5-10 | 170 | Guard  
New Britain, Conn. | New Britain HS

**Book Buster Honor Roll (3.0+ GPA):** Fall 2015, Spring 2016

### As a Freshman (2015-16)

Played in nine games ... Totaled 14 points and one rebound in 14 minutes ... Hit 5-9 of shots from the field, including 4-7 from three ... Scored six points, all from long range, in one minute against Utah in the Puerto Rico Tip Off ... Knocked down a 3-pointer in first-career game, against UTRGV ... Season highs: 6 points vs. Utah 11/20; 1 rebound vs. UTRGV 11/13; 3 minutes vs. UTRGV 11/13.


### Prior to Miami

Also played wide receiver on the football team and in track participated in the high jump, long jump, triple jump and 4x100 relay team ... Mascot was the Golden Hurricanes ... William F. Burns Memorial Award and Scholarship ... Harry L. Stromquist Memorial Scholarship ... 2014 Connecticut Association of Schools Scholar-Athlete ... Academic all-conference in basketball four seasons ... Two-year varsity basketball captain ... One-year football and track captain.

### Personal

Born Michael Andre Robinson May 2, 1996 in New Britain, Conn. ... Son of Eugene and Veronica Robinson ... Brother to Eugene ... Majoring in finance.

| 2015-16           |   |   |   |
|-------------------|---|---|---|
| Opposition        | P | R | A |
| UT RGV            | 3 | 1 | 0 |
| Mississippi State | 0 | 0 | 0 |
| Utah              | 6 | 0 | 0 |
| Charlotte         | 0 | 0 | 0 |
| Co. of Charleston | 0 | 0 | 0 |
| La Salle          | 3 | 0 | 0 |
| North Carolina    | 0 | 0 | 0 |
| Virginia Tech     | 0 | 0 | 0 |
| vs. Villanova     | 0 | 0 | 0 |



## 35 CHRIS STOWELL

Jr. | 6-6 | 208 | Forward  
Exeter, N.H. | Tilton School | Exeter HS

**All-ACC Academic Honor Roll - 2014-15**

**President's List (4.0 GPA):** Spring 2016, Fall 2015, Spring 2015

**Provost Honor Roll (3.75+ GPA):** Spring 2016, Fall 2015, Spring 2015, Fall 2014

**Dean's List (3.5+ GPA):** Spring 2016, Fall 2015, Spring 2015, Fall 2014

**Athletic Director's Honor Roll (3.2+ GPA):** Spring 2016, Fall 2015, Spring 2015, Fall 2014

**Book Buster Honor Roll (3.0+ GPA):** Spring 2016, Fall 2015, Spring 2015, Fall 2014

### As a Sophomore (2015-16)

Played in nine games ... Totaled three rebounds and one block in 13 minutes ... Attempted one shot, a 3-pointer, against UTRGV ... Season highs: 1 rebound three times, last at LaSalle 12/22; 1 blocked shot at North Carolina 2/20; 2 minutes four times, last at LaSalle 12/22.

### As a Freshman (2014-15)

Played in four games ... One assist vs. Howard, in first collegiate game ... One shot attempt, vs. College of Charleston ... Totaled six minutes.

### Prior to Miami

During post graduate year in 2013-14 at Tilton School, won postseason coaches award ... Coached by Marcus O'Neil ... Honor roll ... At Exeter High School helped Blue Hawks to state playoffs in both the 2011-12 and 2012-13 seasons ... Reached quarterfinals senior year ... In 2012-13 assisted team to championship game of the 50th Annual Queen City Invitational by scoring 10 points and going 6-for-6 from line in semifinal game ... Coached by Jeff Holmes at Exeter ... Twice earned scholar-athlete award ... Honor roll.

### Personal

Born Christopher Michael Stowell on Dec. 29, 1994 in Exeter, N.H. ... Last name is pronounced Stole ... Son of Bill and Maria ... Brother to Bill, Jr., who played basketball at Plymouth State University ... One of 560 students (out of 10,000 undergrads) to be named a Foote Fellow at UM - a program that is offered to select incoming freshmen who have a record of curricular and co-curricular distinction in high school and exhibit an interest in and capacity for independent and self-motivated learning ... Student-Athlete Advisory Committee representative at UM ... Majoring in entrepreneurship and business technology with minors in international business and sports administration ... Started playing basketball at age five.

| 2015-16           |   |   |   |
|-------------------|---|---|---|
| Opposition        | P | R | A |
| UTRGV             | 0 | 0 | 0 |
| Mississippi State | 0 | 0 | 0 |
| Utah              | 0 | 0 | 0 |
| Charlotte         | 0 | 1 | 0 |
| Co. of Charleston | 0 | 1 | 0 |
| La Salle          | 0 | 1 | 0 |
| at North Carolina | 0 | 0 | 0 |
| at Virginia Tech  | 0 | 0 | 0 |
| vs. Villanova     | 0 | 0 | 0 |

| 2014-15          |   |   |   |
|------------------|---|---|---|
| Opposition       | P | R | A |
| Howard           | 0 | 0 | 1 |
| Charleston       | 0 | 0 | 0 |
| Virginia Tech    | 0 | 0 | 0 |
| at Virginia Tech | 0 | 0 | 0 |





# 4 DJ VASILJEVIC

Fr. | 6-3 | 198 | Guard  
Melbourne, Australia | Australian Institute of Sport

## Prior to Miami

Combo guard from Melbourne, Australia ... Experience of playing in FIBA World Championships ... At 2015 FIBA U-19 World Championships in Greece, averaged 13.3 points, 3.1 rebounds and 1.0 assists per game ... At 2014 FIBA U-18 Oceania Championships, averaged 12.6 points, 4.6 rebounds and 4.2 assists per game ... All-tournament team at the 2014 FIBA U-17s, where he averaged 17.4 points, 6.6 rebounds and 1.3 assists per game. Led team to silver medal ... Leading scorer at the 2013 FIBA Oceania U-16 Championships, putting up 19.3 points, 3.7 rebounds and 1.0 assists per game ... Won national title with Victorian U-18 team ... Captain of the U-17 Australian team ... Played in the 2015 Basketball Without Borders Camp ... Participated in adidas Nations Tournament in Los Angeles ... Played at the Australian Institute of Sport (AIS) ... Played in U-20 National Championships in Ipswich, averaging 16.3 points, 3.9 rebounds and 1.9 assists, hitting 48 percent of his shots. Notched 20-plus points in three games, with a high of 25 in his first outing ... Chose to attend Miami over offers from LSU, Louisville and Stanford, among others ... Also played soccer and rugby.

## Personal

Full name is Dejan Vasiljevic, but goes by DJ ... Pronounced Day-on Vass-EEL-uh-vitch ... Born April 26, 1997 in Calgary, Alberta, Canada, but moved to Melbourne, Australia, at age six ... Of Serbian descent ... Son of Todor and Danijela Vasiljevic ... Both parents played semi-pro handball ... Brother to Ivana ... Started playing basketball at age 12, with influence from his sister ... Shaping his game into the mold of Croatian scoring legend, Drazen Petrovic.

## VASILJEVIC HIGHS

### Points

Season:

ACC:

### Rebounds

Season:

ACC:

### Assists

Season:

ACC:

### Steals

Season:

ACC:

### Blocked Shots

Season:

ACC:

### Field Goals

Season:

ACC:

### Field Goal Attempts

Season:

ACC:

### Free Throws

Season:

ACC:

### Free Throw Attempts

Season:

ACC:

### 3-Point Field Goals

Season:

ACC:

### 3-Point Field Goal Attempts

Season:

ACC:

### Minutes

Season:

ACC:

## VASILJEVIC CAREER STATISTICS

| VASILJEVIC CAREER STATISTICS |    |    |      |      |    |     |      |    |     | 3-Point |    |     | Free Throws |      |      | Rebounds |      |    |    | Scoring |    |     |     |      |      |  |  |
|------------------------------|----|----|------|------|----|-----|------|----|-----|---------|----|-----|-------------|------|------|----------|------|----|----|---------|----|-----|-----|------|------|--|--|
| Season                       | GP | GS | Min. | Avg. | FG | FGA | Pct. | FG | FGA | Pct.    | FT | FTA | Pct.        | Off. | Def. | Tot.     | Avg. | PF | FO | Ast.    | TO | Blk | Stl | Pts. | Avg. |  |  |
| 2016-17                      |    |    |      |      |    |     |      |    |     |         |    |     |             |      |      |          |      |    |    |         |    |     |     |      |      |  |  |

### VASILJEVIC 2016-17

| Opponent   | Date | GS | Min | TOTAL |     |     | 3-PTS |     |     | FREE THROWS |     |     | REBOUNDS |     |     |     | PF | FO | A | TO | Blk | Stl | Pts | Avg. |
|------------|------|----|-----|-------|-----|-----|-------|-----|-----|-------------|-----|-----|----------|-----|-----|-----|----|----|---|----|-----|-----|-----|------|
|            |      |    |     | FG    | FGA | Pct | 3FG   | FGA | Pct | FT          | FTA | Pct | Off      | Def | Tot | Avg |    |    |   |    |     |     |     |      |
| W Carolina |      |    |     |       |     |     |       |     |     |             |     |     |          |     |     |     |    |    |   |    |     |     |     |      |

Miami Combined Team Statistics (as of Oct 31, 2016)  
All games

| RECORD:        | OVERALL | HOME | AWAY | NEUTRAL |
|----------------|---------|------|------|---------|
| ALL GAMES      | 27-8    | 15-1 | 6-5  | 6-2     |
| CONFERENCE     | 13-5    | 9-0  | 4-5  | 0-0     |
| NON-CONFERENCE | 14-3    | 6-1  | 2-0  | 6-2     |

| #  | Player            | gp-gs | min  | avg  | Total    |      | 3-Point |      | F-Throw |       | Rebounds |     |      |      | pf  | dq | a   | to  | blk | stl | pts  | avg  |
|----|-------------------|-------|------|------|----------|------|---------|------|---------|-------|----------|-----|------|------|-----|----|-----|-----|-----|-----|------|------|
|    |                   |       |      |      | fg-fga   | fg%  | 3fg-fga | 3fg% | ft-fita | ft%   | off      | def | tot  | avg  |     |    |     |     |     |     |      |      |
| 10 | Sheldon McClellan | 35-34 | 1151 | 32.9 | 177-351  | .504 | 56-138  | .406 | 160-191 | .838  | 19       | 93  | 112  | 3.2  | 62  | 1  | 56  | 44  | 9   | 36  | 570  | 16.3 |
| 13 | Angel Rodriguez   | 35-35 | 1055 | 30.1 | 144-326  | .442 | 56-164  | .341 | 96-120  | .800  | 23       | 66  | 89   | 2.5  | 90  | 3  | 158 | 89  | 6   | 58  | 440  | 12.6 |
| 05 | Davon Reed        | 35-35 | 1007 | 28.8 | 129-275  | .469 | 46-120  | .383 | 84-103  | .816  | 21       | 122 | 143  | 4.1  | 72  | 0  | 42  | 44  | 15  | 27  | 388  | 11.1 |
| 00 | Ja'Quan Newton    | 31-1  | 703  | 22.7 | 105-228  | .461 | 9-26    | .346 | 105-143 | .734  | 16       | 55  | 71   | 2.3  | 48  | 0  | 76  | 66  | 5   | 27  | 324  | 10.5 |
| 23 | Tonye Jekiri      | 35-35 | 993  | 28.4 | 114-217  | .525 | 0-4     | .000 | 38-66   | .576  | 93       | 207 | 300  | 8.6  | 107 | 2  | 29  | 49  | 35  | 15  | 266  | 7.6  |
| 21 | Kamari Murphy     | 32-28 | 797  | 24.9 | 78-153   | .510 | 0-7     | .000 | 24-43   | .558  | 47       | 144 | 191  | 6.0  | 68  | 2  | 16  | 26  | 30  | 13  | 180  | 5.6  |
| 33 | Ivan CruzUceda    | 31-7  | 422  | 13.6 | 59-120   | .492 | 39-87   | .448 | 10-10   | 1.000 | 16       | 64  | 80   | 2.6  | 55  | 0  | 6   | 19  | 7   | 6   | 167  | 5.4  |
| 03 | Anthony Lawrence  | 33-0  | 397  | 12.0 | 47-92    | .511 | 18-42   | .429 | 24-40   | .600  | 29       | 34  | 63   | 1.9  | 39  | 0  | 27  | 13  | 11  | 17  | 136  | 4.1  |
| 12 | James Palmer      | 34-0  | 394  | 11.6 | 39-107   | .364 | 13-47   | .277 | 25-37   | .676  | 11       | 28  | 39   | 1.1  | 19  | 0  | 25  | 16  | 5   | 14  | 116  | 3.4  |
| 15 | Ebuka Izundu      | 15-0  | 79   | 5.3  | 10-16    | .625 | 0-0     | .000 | 12-19   | .632  | 13       | 6   | 19   | 1.3  | 17  | 0  | 3   | 5   | 3   | 2   | 32   | 2.1  |
| 20 | Mike Robinson     | 9-0   | 14   | 1.6  | 5-9      | .556 | 4-7     | .571 | 0-0     | .000  | 0        | 1   | 1    | 0.1  | 3   | 0  | 0   | 0   | 0   | 0   | 14   | 1.6  |
| 35 | Chris Stowell     | 9-0   | 13   | 1.4  | 0-1      | .000 | 0-1     | .000 | 0-0     | .000  | 0        | 3   | 3    | 0.3  | 1   | 0  | 0   | 1   | 1   | 0   | 0    | 0.0  |
|    | Team              |       |      |      |          |      |         |      |         |       | 42       | 46  | 88   |      | 1   |    |     | 11  |     |     |      |      |
|    | Total.....        | 35    | 7025 |      | 907-1895 | .479 | 241-643 | .375 | 578-772 | .749  | 330      | 869 | 1199 | 34.3 | 582 | 8  | 438 | 383 | 127 | 215 | 2633 | 75.2 |
|    | Opponents.....    | 35    | 7025 |      | 865-2008 | .431 | 210-611 | .344 | 419-584 | .717  | 363      | 766 | 1129 | 32.3 | 669 | 13 | 398 | 405 | 87  | 185 | 2359 | 67.4 |

| TEAM STATISTICS        |  |  |  |  | UM       | OPP      | Date | Opponent | Score                | Att.     |                  |       |       |       |
|------------------------|--|--|--|--|----------|----------|------|----------|----------------------|----------|------------------|-------|-------|-------|
| SCORING                |  |  |  |  | 2633     | 2359     |      | 11-13-15 | UTRGV                | w        | 86-59            | 6607  |       |       |
| Points per game        |  |  |  |  | 75.2     | 67.4     |      | 11-16-15 | LOUISIANA            | w        | 93-77            | 5965  |       |       |
| Scoring margin         |  |  |  |  | +7.8     | -        | &    | 11-19-15 | vs Mississippi State | w        | 105-79           | 1947  |       |       |
| FIELD GOALS-ATT        |  |  |  |  | 907-1895 | 865-2008 | &    | 11-20-15 | vs Utah              | w        | 90-66            | 2001  |       |       |
| Field goal pct         |  |  |  |  | .479     | .431     | &    | 11-22-15 | vs Butler            | w        | 85-75            | 5309  |       |       |
| 3 POINT FG-ATT         |  |  |  |  | 241-643  | 210-611  |      | 11-27-15 | NORTHEASTERN         | L        | 77-78            | 6635  |       |       |
| 3-point FG pct         |  |  |  |  | .375     | .344     | !    | 12-01-15 | at Nebraska          | Wot      | 77-72            | 15646 |       |       |
| 3-pt FG made per game  |  |  |  |  | 6.9      | 6.0      |      | 12-05-15 | CHARLOTTE            | w        | 88-60            | 6735  |       |       |
| FREE THROWS-ATT        |  |  |  |  | 578-772  | 419-584  |      | 12-08-15 | FLORIDA              | w        | 66-55            | 7972  |       |       |
| Free throw pct         |  |  |  |  | .749     | .717     |      | 12-19-15 | CO. OF CHARLESTON    | w        | 85-63            | 6956  |       |       |
| F-Throws made per game |  |  |  |  | 16.5     | 12.0     |      | 12-22-15 | at La Salle          | w        | 95-49            | 3582  |       |       |
| REBOUNDS               |  |  |  |  | 1199     | 1129     |      | 12-29-15 | PRINCETON            | w        | 76-64            | 6927  |       |       |
| Rebounds per game      |  |  |  |  | 34.3     | 32.3     | *    | 01-02-16 | SYRACUSE             | w        | 64-51            | 7041  |       |       |
| Rebounding margin      |  |  |  |  | +2.0     | -        | *    | 01-09-16 | FLORIDA STATE        | w        | 72-59            | 7972  |       |       |
| ASSISTS                |  |  |  |  | 438      | 398      | *    | 01-12-16 | at Virginia          | L        | 58-66            | 13495 |       |       |
| Assists per game       |  |  |  |  | 12.5     | 11.4     | *    | 01-16-16 | at Clemson           | L        | 65-76            | 12575 |       |       |
| TURNOVERS              |  |  |  |  | 383      | 405      | *    | 01-20-16 | at Boston College    | w        | 67-53            | 3286  |       |       |
| Turnovers per game     |  |  |  |  | 10.9     | 11.6     | *    | 01-23-16 | WAKE FOREST          | w        | 77-63            | 6928  |       |       |
| Turnover margin        |  |  |  |  | +0.6     | -        | *    | 01-25-16 | DUKE                 | w        | 80-69            | 7972  |       |       |
| Assist/turnover ratio  |  |  |  |  | 1.1      | 1.0      | *    | 01-30-16 | at NC State          | L        | 69-85            | 18103 |       |       |
| STEALS                 |  |  |  |  | 215      | 185      | *    | 02-03-16 | NOTRE DAME           | w        | 79-70            | 6819  |       |       |
| Steals per game        |  |  |  |  | 6.1      | 5.3      | *    | 02-07-16 | at Georgia Tech      | w        | 75-68            | 5569  |       |       |
| BLOCKS                 |  |  |  |  | 127      | 87       | *    | 02-09-16 | PITTSBURGH           | w        | 65-63            | 6609  |       |       |
| Blocks per game        |  |  |  |  | 3.6      | 2.5      | *    | 02-14-16 | at Florida State     | w        | 67-65            | 9492  |       |       |
| ATTENDANCE             |  |  |  |  | 112110   | 213291   | *    | 02-17-16 | VIRGINIA TECH        | w        | 65-49            | 6614  |       |       |
| Home games-Avg/Game    |  |  |  |  | 16-7007  | 11-10905 | *    | 02-20-16 | at North Carolina    | L        | 71-96            | 20151 |       |       |
| Neutral site-Avg/Game  |  |  |  |  | -        | 8-11666  | *    | 02-22-16 | VIRGINIA             | w        | 64-61            | 7016  |       |       |
|                        |  |  |  |  |          |          | *    | 02-27-16 | LOUISVILLE           | w        | 73-65            | 7342  |       |       |
| Score by Periods       |  |  |  |  | 1st      | 2nd      | OT   | Totals   | *                    | 03-02-16 | at Notre Dame    | w     | 68-50 | 9149  |
| Miami                  |  |  |  |  | 1197     | 1427     | 9    | 2633     | *                    | 03-05-16 | at Virginia Tech | L     | 62-77 | 8911  |
| Opponents              |  |  |  |  | 1048     | 1307     | 4    | 2359     | %                    | 03-10-16 | vs Virginia Tech | w     | 88-82 | 20719 |
|                        |  |  |  |  |          |          |      |          | %                    | 03-11-16 | vs Virginia      | L     | 68-73 | 20719 |
|                        |  |  |  |  |          |          |      |          | #                    | 03-17-16 | vs Buffalo       | w     | 79-72 | 11559 |
|                        |  |  |  |  |          |          |      |          | #                    | 03-19-16 | vs Wichita State | w     | 65-57 | 11679 |
|                        |  |  |  |  |          |          |      |          | #                    | 03-24-16 | vs Villanova     | L     | 69-92 | 19399 |

& = Puerto Rico Tip-Off  
! = Big Ten / ACC Challenge  
\* = Conference game  
% = ACC Tournament  
# = NCAA Tournament

Miami Combined Team Statistics (as of Oct 31, 2016)  
Conference games

| RECORD:        | OVERALL | HOME | AWAY | NEUTRAL |
|----------------|---------|------|------|---------|
| ALL GAMES      | 13-5    | 9-0  | 4-5  | 0-0     |
| CONFERENCE     | 13-5    | 9-0  | 4-5  | 0-0     |
| NON-CONFERENCE | 0-0     | 0-0  | 0-0  | 0-0     |

| #              | Player            | gp-gs | min  | avg  | Total    |       | 3-Point |      | F-Throw |       | Rebounds |     |     |      |     |    |     |     |    |     | a    | to   | blk | stl | pts | avg |
|----------------|-------------------|-------|------|------|----------|-------|---------|------|---------|-------|----------|-----|-----|------|-----|----|-----|-----|----|-----|------|------|-----|-----|-----|-----|
|                |                   |       |      |      | fg-fga   | fg%   | 3fg-fga | 3fg% | ft-fa   | ft%   | off      | def | tot | avg  | pf  | dq |     |     |    |     |      |      |     |     |     |     |
| 10             | Sheldon McClellan | 18-18 | 601  | 33.4 | 86-186   | .462  | 27-78   | .346 | 86-103  | .835  | 8        | 54  | 62  | 3.4  | 31  | 0  | 28  | 20  | 7  | 17  | 285  | 15.8 |     |     |     |     |
| 05             | Davon Reed        | 18-18 | 536  | 29.8 | 75-156   | .481  | 27-71   | .380 | 36-43   | .837  | 14       | 55  | 69  | 3.8  | 29  | 0  | 24  | 20  | 9  | 14  | 213  | 11.8 |     |     |     |     |
| 13             | Angel Rodriguez   | 18-18 | 561  | 31.2 | 70-170   | .412  | 24-88   | .273 | 33-43   | .767  | 16       | 34  | 50  | 2.8  | 48  | 3  | 82  | 40  | 3  | 27  | 197  | 10.9 |     |     |     |     |
| 00             | Ja'Quan Newton    | 14-0  | 321  | 22.9 | 48-111   | .432  | 6-14    | .429 | 39-57   | .684  | 10       | 28  | 38  | 2.7  | 24  | 0  | 28  | 32  | 2  | 11  | 141  | 10.1 |     |     |     |     |
| 23             | Tonye Jekiri      | 18-18 | 547  | 30.4 | 60-125   | .480  | 0-1     | .000 | 14-30   | .467  | 54       | 99  | 153 | 8.5  | 54  | 0  | 16  | 22  | 16 | 11  | 134  | 7.4  |     |     |     |     |
| 21             | Kamari Murphy     | 18-17 | 438  | 24.3 | 38-82    | .463  | 0-4     | .000 | 14-25   | .560  | 32       | 77  | 109 | 6.1  | 30  | 0  | 8   | 14  | 11 | 8   | 90   | 5.0  |     |     |     |     |
| 33             | Ivan CruzUceda    | 16-1  | 186  | 11.6 | 22-58    | .379  | 14-42   | .333 | 6-6     | 1.000 | 9        | 27  | 36  | 2.3  | 23  | 0  | 2   | 9   | 4  | 2   | 64   | 4.0  |     |     |     |     |
| 03             | Anthony Lawrence  | 17-0  | 181  | 10.6 | 18-38    | .474  | 9-19    | .474 | 9-19    | .474  | 15       | 12  | 27  | 1.6  | 14  | 0  | 12  | 7   | 8  | 6   | 54   | 3.2  |     |     |     |     |
| 12             | James Palmer      | 18-0  | 193  | 10.7 | 16-50    | .320  | 4-22    | .182 | 15-19   | .789  | 5        | 8   | 13  | 0.7  | 8   | 0  | 12  | 6   | 4  | 11  | 51   | 2.8  |     |     |     |     |
| 15             | Ebuka Izundu      | 6-0   | 32   | 5.3  | 3-3      | 1.000 | 0-0     | .000 | 4-6     | .667  | 2        | 0   | 2   | 0.3  | 9   | 0  | 1   | 3   | 2  | 2   | 10   | 1.7  |     |     |     |     |
| 20             | Mike Robinson     | 2-0   | 2    | 1.0  | 1-2      | .500  | 0-1     | .000 | 0-0     | .000  | 0        | 0   | 0   | 0.0  | 0   | 0  | 0   | 0   | 0  | 0   | 2    | 1.0  |     |     |     |     |
| 35             | Chris Stowell     | 2-0   | 2    | 1.0  | 0-0      | .000  | 0-0     | .000 | 0-0     | .000  | 0        | 0   | 0   | 0.0  | 0   | 0  | 0   | 0   | 1  | 0   | 0    | 0.0  |     |     |     |     |
| Team           |                   |       |      |      |          |       |         |      |         |       | 21       | 21  | 42  |      |     |    | 8   |     |    |     |      |      |     |     |     |     |
| Total.....     |                   | 18    | 3600 |      | 437-981  | .445  | 111-340 | .326 | 256-351 | .729  | 186      | 415 | 601 | 33.4 | 270 | 3  | 213 | 181 | 67 | 109 | 1241 | 68.9 |     |     |     |     |
| Opponents..... |                   | 18    | 3600 |      | 446-1026 | .435  | 100-301 | .332 | 194-266 | .729  | 203      | 414 | 617 | 34.3 | 313 | 5  | 215 | 206 | 59 | 88  | 1186 | 65.9 |     |     |     |     |

| TEAM STATISTICS        | UM      | OPP      | Date | Opponent | Score             | Att.          |
|------------------------|---------|----------|------|----------|-------------------|---------------|
| SCORING                | 1241    | 1186     | *    | 01-02-16 | SYRACUSE          | w 64-51 7041  |
| Points per game        | 68.9    | 65.9     | *    | 01-09-16 | FLORIDA STATE     | w 72-59 7972  |
| Scoring margin         | +3.1    | -        | *    | 01-12-16 | at Virginia       | L 58-66 13495 |
| FIELD GOALS-ATT        | 437-981 | 446-1026 | *    | 01-16-16 | at Clemson        | L 65-76 12575 |
| Field goal pct         | .445    | .435     | *    | 01-20-16 | at Boston College | w 67-53 3286  |
| 3 POINT FG-ATT         | 111-340 | 100-301  | *    | 01-23-16 | WAKE FOREST       | w 77-63 6928  |
| 3-point FG pct         | .326    | .332     | *    | 01-25-16 | DUKE              | w 80-69 7972  |
| 3-pt FG made per game  | 6.2     | 5.6      | *    | 01-30-16 | at NC State       | L 69-85 18103 |
| FREE THROWS-ATT        | 256-351 | 194-266  | *    | 02-03-16 | NOTRE DAME        | w 79-70 6819  |
| Free throw pct         | .729    | .729     | *    | 02-07-16 | at Georgia Tech   | w 75-68 5569  |
| F-Throws made per game | 14.2    | 10.8     | *    | 02-09-16 | PITTSBURGH        | w 65-63 6609  |
| REBOUNDS               | 601     | 617      | *    | 02-14-16 | at Florida State  | w 67-65 9492  |
| Rebounds per game      | 33.4    | 34.3     | *    | 02-17-16 | VIRGINIA TECH     | w 65-49 6614  |
| Rebounding margin      | -0.9    | -        | *    | 02-20-16 | at North Carolina | L 71-96 20151 |
| ASSISTS                | 213     | 215      | *    | 02-22-16 | VIRGINIA          | w 64-61 7016  |
| Assists per game       | 11.8    | 11.9     | *    | 02-27-16 | LOUISVILLE        | w 73-65 7342  |
| TURNOVERS              | 181     | 206      | *    | 03-02-16 | at Notre Dame     | w 68-50 9149  |
| Turnovers per game     | 10.1    | 11.4     | *    | 03-05-16 | at Virginia Tech  | L 62-77 8911  |
| Turnover margin        | +1.4    | -        |      |          |                   |               |
| Assist/turnover ratio  | 1.2     | 1.0      |      |          |                   |               |
| STEALS                 | 109     | 88       |      |          |                   |               |
| Steals per game        | 6.1     | 4.9      |      |          |                   |               |
| BLOCKS                 | 67      | 59       |      |          |                   |               |
| Blocks per game        | 3.7     | 3.3      |      |          |                   |               |
| ATTENDANCE             | 64313   | 100731   |      |          |                   |               |
| Home games-Avg/Game    | 9-7146  | 9-11192  |      |          |                   |               |
| Neutral site-Avg/Game  | -       | 0-0      |      |          |                   |               |

& = Puerto Rico Tip-Off  
! = Big Ten / ACC Challenge  
\* = Conference game  
% = ACC Tournament  
# = NCAA Tournament

| Score by Periods | 1st | 2nd | Totals |
|------------------|-----|-----|--------|
| Miami            | 557 | 684 | 1241   |
| Opponents        | 542 | 644 | 1186   |

Miami Combined Team Statistics (as of Oct 31, 2016)  
ACC T

| RECORD:        | OVERALL | HOME | AWAY | NEUTRAL |
|----------------|---------|------|------|---------|
| ALL GAMES      | 1-1     | 0-0  | 0-0  | 1-1     |
| CONFERENCE     | 0-0     | 0-0  | 0-0  | 0-0     |
| NON-CONFERENCE | 1-1     | 0-0  | 0-0  | 1-1     |

| #              | Player            | gp-gs | min | avg  | Total  |      | 3-Point |      | F-Throw |      | Rebounds |     |     |      |    |    |    |    |     |     | pts | avg  |  |
|----------------|-------------------|-------|-----|------|--------|------|---------|------|---------|------|----------|-----|-----|------|----|----|----|----|-----|-----|-----|------|--|
|                |                   |       |     |      | fg-fga | fg%  | 3fg-fga | 3fg% | ft-fa   | ft%  | off      | def | tot | avg  | pf | dq | a  | to | blk | stl |     |      |  |
| 10             | Sheldon McClellan | 2-2   | 73  | 36.5 | 13-23  | .565 | 3-7     | .429 | 7-9     | .778 | 1        | 5   | 6   | 3.0  | 7  | 1  | 3  | 5  | 0   | 4   | 36  | 18.0 |  |
| 00             | Ja'Quan Newton    | 2-0   | 61  | 30.5 | 8-14   | .571 | 0-0     | .000 | 13-17   | .765 | 1        | 2   | 3   | 1.5  | 4  | 0  | 7  | 5  | 1   | 3   | 29  | 14.5 |  |
| 13             | Angel Rodriguez   | 2-2   | 57  | 28.5 | 8-15   | .533 | 4-8     | .500 | 8-10    | .800 | 0        | 3   | 3   | 1.5  | 7  | 0  | 12 | 6  | 0   | 5   | 28  | 14.0 |  |
| 05             | Davon Reed        | 2-2   | 61  | 30.5 | 6-12   | .500 | 3-5     | .600 | 5-6     | .833 | 0        | 2   | 2   | 1.0  | 7  | 0  | 1  | 1  | 0   | 3   | 20  | 10.0 |  |
| 33             | Ivan CruzUceda    | 1-0   | 13  | 13.0 | 3-4    | .750 | 2-3     | .667 | 0-0     | .000 | 1        | 0   | 1   | 1.0  | 1  | 0  | 0  | 0  | 0   | 0   | 8   | 8.0  |  |
| 23             | Tonye Jekiri      | 2-2   | 49  | 24.5 | 6-11   | .545 | 0-0     | .000 | 1-2     | .500 | 2        | 10  | 12  | 6.0  | 7  | 1  | 0  | 4  | 2   | 0   | 13  | 6.5  |  |
| 21             | Kamari Murphy     | 2-2   | 53  | 26.5 | 5-9    | .556 | 0-0     | .000 | 1-2     | .500 | 1        | 8   | 9   | 4.5  | 6  | 1  | 1  | 2  | 2   | 1   | 11  | 5.5  |  |
| 03             | Anthony Lawrence  | 2-0   | 26  | 13.0 | 3-4    | .750 | 0-1     | .000 | 3-4     | .750 | 1        | 5   | 6   | 3.0  | 3  | 0  | 1  | 1  | 0   | 0   | 9   | 4.5  |  |
| 12             | James Palmer      | 1-0   | 7   | 7.0  | 1-3    | .333 | 0-2     | .000 | 0-0     | .000 | 0        | 0   | 0   | 0.0  | 2  | 0  | 0  | 2  | 0   | 0   | 2   | 2.0  |  |
| Team           |                   |       |     |      |        |      |         |      |         |      | 1        | 5   | 6   |      |    |    |    |    |     |     |     |      |  |
| Total.....     |                   | 2     | 400 |      | 53-95  | .558 | 12-26   | .462 | 38-50   | .760 | 8        | 40  | 48  | 24.0 | 44 | 3  | 25 | 26 | 5   | 16  | 156 | 78.0 |  |
| Opponents..... |                   | 2     | 400 |      | 52-103 | .505 | 6-20    | .300 | 45-56   | .804 | 15       | 39  | 54  | 27.0 | 40 | 2  | 22 | 24 | 3   | 10  | 155 | 77.5 |  |

| TEAM STATISTICS        | UM    | OPP     | Date                        | Opponent         | Score   | Att.  |
|------------------------|-------|---------|-----------------------------|------------------|---------|-------|
| SCORING                | 156   | 155     | % 03-10-16                  | vs Virginia Tech | w 88-82 | 20719 |
| Points per game        | 78.0  | 77.5    | % 03-11-16                  | vs Virginia      | L 68-73 | 20719 |
| Scoring margin         | +0.5  | -       |                             |                  |         |       |
| FIELD GOALS-ATT        | 53-95 | 52-103  | & = Puerto Rico Tip-Off     |                  |         |       |
| Field goal pct         | .558  | .505    | ! = Big Ten / ACC Challenge |                  |         |       |
| 3 POINT FG-ATT         | 12-26 | 6-20    | * = Conference game         |                  |         |       |
| 3-point FG pct         | .462  | .300    | % = ACC Tournament          |                  |         |       |
| 3-pt FG made per game  | 6.0   | 3.0     | # = NCAA Tournament         |                  |         |       |
| FREE THROWS-ATT        | 38-50 | 45-56   |                             |                  |         |       |
| Free throw pct         | .760  | .804    |                             |                  |         |       |
| F-Throws made per game | 19.0  | 22.5    |                             |                  |         |       |
| REBOUNDS               | 48    | 54      |                             |                  |         |       |
| Rebounds per game      | 24.0  | 27.0    |                             |                  |         |       |
| Rebounding margin      | -3.0  | -       |                             |                  |         |       |
| ASSISTS                | 25    | 22      |                             |                  |         |       |
| Assists per game       | 12.5  | 11.0    |                             |                  |         |       |
| TURNOVERS              | 26    | 24      |                             |                  |         |       |
| Turnovers per game     | 13.0  | 12.0    |                             |                  |         |       |
| Turnover margin        | -1.0  | -       |                             |                  |         |       |
| Assist/turnover ratio  | 1.0   | 0.9     |                             |                  |         |       |
| STEALS                 | 16    | 10      |                             |                  |         |       |
| Steals per game        | 8.0   | 5.0     |                             |                  |         |       |
| BLOCKS                 | 5     | 3       |                             |                  |         |       |
| Blocks per game        | 2.5   | 1.5     |                             |                  |         |       |
| ATTENDANCE             | 0     | 41438   |                             |                  |         |       |
| Home games-Avg/Game    | 0-0   | 0-0     |                             |                  |         |       |
| Neutral site-Avg/Game  | -     | 2-20719 |                             |                  |         |       |

| Score by Periods | 1st | 2nd | Totals |
|------------------|-----|-----|--------|
| Miami            | 64  | 92  | 156    |
| Opponents        | 68  | 87  | 155    |



Miami Combined Team Statistics (as of Oct 31, 2016)  
NCAA

| RECORD:        | OVERALL | HOME | AWAY | NEUTRAL |
|----------------|---------|------|------|---------|
| ALL GAMES      | 2-1     | 0-0  | 0-0  | 2-1     |
| CONFERENCE     | 0-0     | 0-0  | 0-0  | 0-0     |
| NON-CONFERENCE | 2-1     | 0-0  | 0-0  | 2-1     |

| #              | Player            | gp-gs | min | avg  | Total  |      | 3-Point |      | F-Throw |       | Rebounds |     |     |      | pf | dq | a  | to | blk | stl | pts | avg  |
|----------------|-------------------|-------|-----|------|--------|------|---------|------|---------|-------|----------|-----|-----|------|----|----|----|----|-----|-----|-----|------|
|                |                   |       |     |      | fg-fga | fg%  | 3fg-fga | 3fg% | ft-fa   | ft%   | off      | def | tot | avg  |    |    |    |    |     |     |     |      |
| 13             | Angel Rodriguez   | 3-3   | 106 | 35.3 | 20-37  | .541 | 9-15    | .600 | 16-19   | .842  | 1        | 9   | 10  | 3.3  | 8  | 0  | 17 | 14 | 1   | 9   | 65  | 21.7 |
| 10             | Sheldon McClellan | 3-3   | 108 | 36.0 | 18-33  | .545 | 7-13    | .538 | 21-27   | .778  | 2        | 8   | 10  | 3.3  | 4  | 0  | 2  | 6  | 0   | 2   | 64  | 21.3 |
| 05             | Davon Reed        | 3-3   | 101 | 33.7 | 11-23  | .478 | 4-9     | .444 | 2-2     | 1.000 | 2        | 16  | 18  | 6.0  | 7  | 0  | 2  | 7  | 1   | 2   | 28  | 9.3  |
| 21             | Kamari Murphy     | 3-3   | 98  | 32.7 | 9-13   | .692 | 0-0     | .000 | 3-6     | .500  | 4        | 19  | 23  | 7.7  | 10 | 1  | 2  | 2  | 6   | 2   | 21  | 7.0  |
| 00             | Ja'Quan Newton    | 3-0   | 63  | 21.0 | 4-15   | .267 | 0-1     | .000 | 4-5     | .800  | 2        | 0   | 2   | 0.7  | 6  | 0  | 5  | 7  | 0   | 1   | 12  | 4.0  |
| 23             | Tonye Jekiri      | 3-3   | 65  | 21.7 | 4-8    | .500 | 0-0     | .000 | 1-4     | .250  | 3        | 11  | 14  | 4.7  | 12 | 1  | 0  | 3  | 0   | 2   | 9   | 3.0  |
| 03             | Anthony Lawrence  | 3-0   | 37  | 12.3 | 3-7    | .429 | 1-3     | .333 | 1-2     | .500  | 2        | 1   | 3   | 1.0  | 3  | 0  | 0  | 2  | 2   | 3   | 8   | 2.7  |
| 12             | James Palmer      | 3-0   | 15  | 5.0  | 1-2    | .500 | 1-2     | .500 | 3-5     | .600  | 1        | 1   | 2   | 0.7  | 0  | 0  | 0  | 0  | 0   | 0   | 6   | 2.0  |
| 20             | Mike Robinson     | 1-0   | 1   | 1.0  | 0-0    | .000 | 0-0     | .000 | 0-0     | .000  | 0        | 0   | 0   | 0.0  | 0  | 0  | 0  | 0  | 0   | 0   | 0   | 0.0  |
| 15             | Ebuka Izundu      | 1-0   | 3   | 3.0  | 0-0    | .000 | 0-0     | .000 | 0-0     | .000  | 2        | 0   | 2   | 2.0  | 0  | 0  | 0  | 0  | 1   | 0   | 0   | 0.0  |
| 33             | Ivan CruzUceda    | 2-0   | 2   | 1.0  | 0-1    | .000 | 0-1     | .000 | 0-0     | .000  | 0        | 0   | 0   | 0.0  | 1  | 0  | 0  | 0  | 0   | 0   | 0   | 0.0  |
| 35             | Chris Stowell     | 1-0   | 1   | 1.0  | 0-0    | .000 | 0-0     | .000 | 0-0     | .000  | 0        | 0   | 0   | 0.0  | 0  | 0  | 0  | 0  | 0   | 0   | 0   | 0.0  |
| Team           |                   |       |     |      |        |      |         |      |         |       | 1        | 2   | 3   |      | 1  |    | 1  |    |     |     |     |      |
| Total.....     |                   | 3     | 600 |      | 70-139 | .504 | 22-44   | .500 | 51-70   | .729  | 20       | 67  | 87  | 29.0 | 52 | 2  | 28 | 42 | 11  | 21  | 213 | 71.0 |
| Opponents..... |                   | 3     | 600 |      | 75-169 | .444 | 26-63   | .413 | 45-55   | .818  | 33       | 58  | 91  | 30.3 | 60 | 2  | 33 | 33 | 2   | 22  | 221 | 73.7 |

| TEAM STATISTICS        | UM     | OPP     | Date                        | Opponent         | Score   | Att.  |
|------------------------|--------|---------|-----------------------------|------------------|---------|-------|
| SCORING                | 213    | 221     | # 03-17-16                  | vs Buffalo       | w 79-72 | 11559 |
| Points per game        | 71.0   | 73.7    | # 03-19-16                  | vs Wichita State | w 65-57 | 11679 |
| Scoring margin         | -2.7   | -       | # 03-24-16                  | vs Villanova     | L 69-92 | 19399 |
| FIELD GOALS-ATT        | 70-139 | 75-169  | & = Puerto Rico Tip-Off     |                  |         |       |
| Field goal pct         | .504   | .444    | ! = Big Ten / ACC Challenge |                  |         |       |
| 3 POINT FG-ATT         | 22-44  | 26-63   | * = Conference game         |                  |         |       |
| 3-point FG pct         | .500   | .413    | % = ACC Tournament          |                  |         |       |
| 3-pt FG made per game  | 7.3    | 8.7     | # = NCAA Tournament         |                  |         |       |
| FREE THROWS-ATT        | 51-70  | 45-55   |                             |                  |         |       |
| Free throw pct         | .729   | .818    |                             |                  |         |       |
| F-Throws made per game | 17.0   | 15.0    |                             |                  |         |       |
| REBOUNDS               | 87     | 91      |                             |                  |         |       |
| Rebounds per game      | 29.0   | 30.3    |                             |                  |         |       |
| Rebounding margin      | -1.3   | -       |                             |                  |         |       |
| ASSISTS                | 28     | 33      |                             |                  |         |       |
| Assists per game       | 9.3    | 11.0    |                             |                  |         |       |
| TURNOVERS              | 42     | 33      |                             |                  |         |       |
| Turnovers per game     | 14.0   | 11.0    |                             |                  |         |       |
| Turnover margin        | -3.0   | -       |                             |                  |         |       |
| Assist/turnover ratio  | 0.7    | 1.0     |                             |                  |         |       |
| STEALS                 | 21     | 22      |                             |                  |         |       |
| Steals per game        | 7.0    | 7.3     |                             |                  |         |       |
| BLOCKS                 | 11     | 2       |                             |                  |         |       |
| Blocks per game        | 3.7    | 0.7     |                             |                  |         |       |
| ATTENDANCE             | 0      | 42637   |                             |                  |         |       |
| Home games-Avg/Game    | 0-0    | 0-0     |                             |                  |         |       |
| Neutral site-Avg/Game  | -      | 3-14212 |                             |                  |         |       |

| Score by Periods | 1st | 2nd | Totals |
|------------------|-----|-----|--------|
| Miami            | 104 | 109 | 213    |
| Opponents        | 95  | 126 | 221    |