



2019-20 @CANESHOOPS GAME NOTES

Miami Athletics Communications • 5821 San Amaro Drive • Coral Gables, FL 33146 • HurricaneSports.com
Associate Director of Communications: Alex Schwartz • Email: alexschwartz@miami.edu • Phone: 609-802-3674/305-284-3249
Twitter: @CanesHoops | Instagram: @CanesHoops | Facebook: /CanesHoops

- 10** **STONE IS KEY**
Miami is 10-4 this season when it has nine healthy scholarship players, including 6-1 when Keith Stone is part of that group.
- 10** **STREAK SNAPPED**
From 2014-15 to 2017-18, Miami, Duke, North Carolina and Virginia were the only teams with 10-plus ACC wins each year.
- 11** **TOUGH TESTS**
The Hurricanes' strength of schedule ranks No. 11 per ESPN, through Feb. 16, with no other ACC team listed in the top 23.
- 12** **BLIPS ON THE RADAR**
Five of Miami's seven losses to Virginia Tech under Coach L came in 2013-14 and 2018-19, with the Hurricanes posting a 12-2 mark in the series over his other seven years at the helm.
- 23** **SHARPSHOOTER**
With 260 made 3-pointers, DJ Vasiljevic is No. 23 in ACC history—tied for third at Miami—and four away from entering the top 20.
- 40** **WALKING WOUNDED**
Six Hurricanes have combined to miss 40 total games due to injury this year, including nine from four primary starters.
- 44** **MASSIVE MARGINS**
Miami's combined 44-point win total in its last two games was its largest in back-to-back ACC contests since January 2013.
- 60** **DOMINANT DEFENSE**
Prior to its past two outings, the last time Miami held its opponent under 60 points in consecutive ACC wins was in February 2017.
- 658** **WINNING WAYS**
With a 658-443 career record, Jim Larrañaga ranks No. 10 in victories among active DI coaches and places No. 38 all-time (min. 10 years at DI school). *More on pages 9-10*

2019-20 SCHEDULE

DATE	OPPONENT	TIME/SCORE (TV)
OCT. 30	FLAGLER (EXHIB.)	W, 86-65 (ACCNX)
NOV. 5	#5/5 LOUISVILLE*	L, 87-74 (ACCN)
NOV. 8	FLORIDA ATLANTIC	W, 74-60 (RSN)
Nov. 12	at UCF	W, 79-70 (CBSSN)
NOV. 16	QUINNIPIAC	W, 80-52 (ACCNX)
Nov. 21	vs. Missouri State^	W, 74-70 (ESPNU)
Nov. 22	vs. RV/RV Florida^	L, 78-58 (ESPN2)
Nov. 24	vs. RV/- UConn^	L, 80-55 (ESPN2)
Dec. 2	at Illinois+	W, 81-79 (ESPN2)
DEC. 14	ALABAMA A&M	W, 88-74 (ACCN)
Dec. 17	vs. Temple&	W, 78-77 (ESPNU)
DEC. 21	COPPIN STATE	W, 91-60 (ACCN)
Dec. 31	at Clemson*	W, 73-68 (OT) (ACCN)
JAN. 4	#2/2 DUKE*	L, 95-62 (ESPN)
Jan. 7	at #13/11 Louisville*	L, 74-58 (ESPN2)
JAN. 12	PITTSBURGH*	W, 66-58 (ACCN)
Jan. 15	at NC State*	L, 80-63 (RSN)
JAN. 18	#9/9 FLORIDA STATE*	L, 83-79 (OT) (ACCN)
Jan. 21	at #8 Duke*	L, 89-59 (ESPN)
Jan. 25	at North Carolina*	L, 94-71 (ESPN2)
JAN. 28	VIRGINIA TECH*	W, 71-61 (ACCN)
Feb. 2	at Pittsburgh*	L, 62-57 (ACCN)
FEB. 5	NC STATE*	L, 83-72 (ACCN)
Feb. 8	at #8/8 Florida State*	L, 99-81 (ACCN)
FEB. 12	BOSTON COLLEGE*	W, 85-58 (RSN)
FEB. 15	WAKE FOREST*	W, 71-54 (RSN)
Feb. 19	at Virginia Tech*	9 p.m. (RSN)
Feb. 23	at Notre Dame*	6 p.m. (ACCN)
Feb. 29	at Georgia Tech*	6 p.m. / 8 p.m. (ACCN)
MARCH 4	VIRGINIA*	9 p.m. (ACCN)
MARCH 7	SYRACUSE*	4 p.m. (ACCN)
March 10-14	ACC Tournament (Greensboro, N.C.)	TBD (ESPN2/ACCN)

BOLD CAPS - home game, played at the Watsco Center in Coral Gables, Fla.

* - ACC game

^ - Charleston Classic (Charleston, S.C.)

+ - Big Ten/ACC Challenge (Champaign, Ill.)

& - Air Force Reserve Basketball Hall of Fame Invitational (Brooklyn, N.Y.)

All times Eastern and subject to change

GAME 26 | FEB. 19, 2020 • 9 P.M. ET • BLACKSBURG, VA.



MIAMI HURRICANES (13-12, 5-10 ACC)

Head Coach: Jim Larrañaga (Providence, 1971)

Record at UM: 188-109 (ninth season), Career Record: 658-443 (36th season)

VS



VIRGINIA TECH HOKIES (15-10, 6-8 ACC)

Head Coach: Mike Young (Emory & Henry, 1986)

Record at VT: 15-10 (first season), Career Record: 314-254 (18th season)

SERIES HISTORY

All-Time: 23-17 (23-17 since rebirth) | Home: 12-5 | Away: 7-9 | Neutral: 4-3 | Coach L: 13-7 (13-7 at Miami)
Streak: Won 1 | Last Meeting: 71-61 home win (Jan. 21, 2019) | First Meeting: 85-74 road loss (Jan. 10, 2001)

BROADCAST INFORMATION

RSN • Play-by-Play: Tom Werme • Color: Mike Gminski | FOX Sports Sun | <https://es.pn/3244TOf>

WQAM 560 AM • Joe Zagacki | WQAM.Radio.com

NEWS & NOTES

TIME TO TRAVEL

The last time Miami played three straight road games was in January 2017 and it went 1-2. The Hurricanes won, 72-46, at Pittsburgh (Jan. 14) and then lost, 96-79, at Wake Forest (Jan. 18) and lost, 70-58, at No. 18 Duke (Jan. 21).

FABULOUS FRESHMAN

On Feb. 17, Isaiah Wong was named ACC Freshman of the Week after averaging 17.0 points, 4.5 rebounds and 3.0 assists in the Hurricanes' dominant victories over Boston College and Wake Forest. He shot 60.0 percent from the floor, 50.0 percent on 3-pointers and 87.5 percent at the stripe. He is the seventh individual—13th total honor—to claim the award, including the first since Lonnie Walker IV on Feb. 5, 2018. Wong's 21 points against the Eagles gave him back-to-back 20-point games and made him the first Miami freshman to achieve that feat since Marcus Barnes in 2001.

HELPING HANDS

On Jan. 2, DJ Vasiljevic created a GoFundMe account to raise money for the New South Wales Rural Fire Service to aid its bushfire crisis relief in his home country of Australia. It has already generated over \$9,500, including \$160 from Vasiljevic, who is donating \$5 for every 3-pointer he makes in ACC play (32 in 15 outings thus far).

THE U TO THE LEAGUE

Miami is one of nine schools—just two are in the ACC—with at least one player selected in the NBA Draft each of the last three years, along with Duke, Kentucky, Michigan, Oregon, Purdue, Texas, UCLA and Villanova. Miami is also one of 11 schools with at least four total players picked in the NBA Draft over the past three years, joining Duke, Florida State, Gonzaga, Kentucky, Michigan, North Carolina, Oregon, UCLA, Villanova and Virginia. The Hurricanes are one of only seven teams on both of those lists. More information can be found on page five.






HURRICANE HERO

Jim Larrañaga ranks second at Miami with 188 victories and third with a .633 winning percentage. His six 20-win seasons at The U are the most of any coach and a third of the program's total. Coach L has also led Miami to all three of its 25-win campaigns, two of its three Sweet 16 berths and half of its eight NCAA Tournament trips.

VIRGINIA TECH

The Hokies, 15-10 (6-8 ACC), are led by redshirt freshman guard/forward Landers Nolley II's 17.2 points per game. After finishing 26-9 (12-6) and reaching the Sweet 16 last year, Virginia Tech was tabbed No. 14 in the ACC preseason poll.

PROJECTED STARTERS

0	CHRIS LYKES Jr. G 5-7 165 Mitchellville, Md. 2019-20: 15.2 ppg, 1.8 rpg, 2.5 apg		CAREER HIGHS Pts: 28 Stl: 5 Reb: 6 Blk: 2 Ast: 9 Min: 42	NOTES ACC's second-leading returning scorer (16.2 ppg); Preseason Second Team All-ACC
1	DEJAN "DJ" VASILJEVIC Sr. G 6-3 190 Melbourne, Australia 2019-20: 13.8 ppg, 4.2 rpg, 1.1 apg		CAREER HIGHS Pts: 25 Stl: 4 Reb: 10 Blk: 1 Ast: 5 Min: 43	NOTES Led ACC in 3P% in 2017-18 (41.1%); Sits third all-time at Miami in both 3PM and 3PA
2	ISAIAH WONG Fr. G 6-3 172 Piscataway, N.J. 2019-20: 6.8 ppg, 2.1 rpg, 1.0 apg		CAREER HIGHS Pts: 23 Stl: 3 Reb: 7 Blk: 1 Ast: 3 Min: 39	NOTES Started the last seven games, averaging a team-high 16.1 points on a 57.8 FG%
4	KEITH STONE RSr. F 6-8 244 Deerfield Beach, Fla. 2019-20: 3.9 ppg, 3.4 rpg, 0.6 apg		CAREER HIGHS Pts: 23 Stl: 3 Reb: 10 Blk: 3 Ast: 3 Min: 35	NOTES Missed 13 games this season with knee injuries; Earned first Miami start on Feb. 8
14	RODNEY MILLER, JR. RJr. C 7-0 238 Laurelton, N.Y. 2019-20: 7.6 ppg, 5.9 rpg, 0.4 apg		CAREER HIGHS Pts: 16 Stl: 2 Reb: 13 Blk: 2 Ast: 2 Min: 36	NOTES Played 109 minutes in first three years; 10.8 ppg on 65.5 FG% in last nine appearances

ROSTER BREAKDOWN

NUMERICAL ROSTER

NO.	NAME	POS	HT	WT	CL	HOMETOWN / LAST SCHOOL
0	Chris Lykes	G	5-7	165	Jr.	Mitchellville, Md. / Gonzaga College HS (D.C.)
1	Dejan "DJ" Vasiljevic	G	6-3	193	Sr.	Melbourne, Australia / Australian Institute of Sport
2	Isaiah Wong	G	6-3	170	Fr.	Piscataway, N.J. / Monsignor Bonner (Pa.)
3	Nysier Brooks	C	6-11	245	Sr.	Philadelphia, Pa. / Cincinnati / Advanced Prep International (Texas)
4	Keith Stone	F	6-8	244	RSr.	Deerfield Beach, Fla. / Florida / Zion Lutheran
5	Harlond Beverly	G	6-4	186	Fr.	Detroit, Mich. / Montverde Academy (Fla.)
11	Anthony Walker	F	6-9	208	Fr.	Baltimore, Md. / Brewster Academy (N.H.)
13	Filippos Gkogkos	G	6-3	190	Fr.	Athens, Greece / International School of Bucharest (Romania)
14	Rodney Miller, Jr.	C	7-0	238	RJr.	Laurelton, N.Y. / Oak Hill Academy (Va.)
15	Willie Herenton	G	6-1	173	Jr.	Lincolnshire, Ill. / Adlai Stevenson
21	Sam Waardenburg	F	6-10	215	RJr.	Auckland, New Zealand / Rangitoto College
22	Deng Gak	F	6-10	222	RSo.	Sydney, Australia / Blair Academy (N.J.)
23	Kameron McGusty	G	6-5	192	RJr.	Katy, Texas / Oklahoma / Sunrise Christian Academy (Kan.)

ALPHABETICAL ROSTER

NO.	NAME	POS	HT	WT	CL	HOMETOWN / LAST SCHOOL
5	Harlond Beverly	G	6-4	186	Fr.	Detroit, Mich. / Montverde Academy (Fla.)
3	Nysier Brooks	C	6-11	245	Sr.	Philadelphia, Pa. / Cincinnati / Advanced Prep International (Texas)
22	Deng Gak	F	6-10	222	RSo.	Sydney, Australia / Blair Academy (N.J.)
13	Filippos Gkogkos	G	6-3	193	Fr.	Athens, Greece / International School of Bucharest (Romania)
15	Willie Herenton	G	6-1	173	Jr.	Lincolnshire, Ill. / Adlai Stevenson
0	Chris Lykes	G	5-7	165	Jr.	Mitchellville, Md. / Gonzaga College HS (D.C.)
23	Kameron McGusty	G	6-5	192	RJr.	Katy, Texas / Oklahoma / Sunrise Christian Academy (Kan.)
14	Rodney Miller, Jr.	C	7-0	238	RJr.	Laurelton, N.Y. / Oak Hill Academy (Va.)
4	Keith Stone	F	6-8	244	RSr.	Deerfield Beach, Fla. / Florida / Zion Lutheran
1	Dejan "DJ" Vasiljevic	G	6-3	190	Sr.	Melbourne, Australia / Australian Institute of Sport
21	Sam Waardenburg	F	6-10	215	RJr.	Auckland, New Zealand / Rangitoto College
11	Anthony Walker	F	6-9	208	Fr.	Baltimore, Md. / Brewster Academy (N.H.)
2	Isaiah Wong	G	6-3	170	Fr.	Piscataway, N.J. / Monsignor Bonner (Pa.)

COACHES & STAFF

Head Coach: Jim Larrañaga (Providence '71, ninth season)

Associate Head Coach: Chris Caputo (Westfield State [Mass.] '02, ninth season)

Assistant Coach: Adam Fisher (Penn State '06, seventh season, fifth as AC)

Assistant Coach: Bill Courtney (Bucknell '92, first season)

Director of Basketball Operations: Lamont Franklin (UNC Wilmington '97, third season)

Associate Director of Basketball Operations: Jeff Dyer (Delaware '14, third season)

Athletic Trainer: Cory Kaplan (Florida '14, first season)

Strength & Conditioning Coach: Phil Baier (Springfield [Mass.] '13, first season)

RETURNERS (7)

- No. 0 Chris Lykes*
- No. 1 Dejan "DJ" Vasiljevic*
- No. 14 Rodney Miller, Jr.+
- No. 15 Willie Herenton
- No. 21 Sam Waardenburg
- No. 22 Deng Gak
- No. 23 Kameron McGusty+

* returning starter

+ redshirted last season

NEWCOMERS (6)

- No. 2 Isaiah Wong
- No. 3 Nysier Brooks^
- No. 4 Keith Stone
- No. 5 Harlond Beverly
- No. 11 Anthony Walker
- No. 13 Filippos Gkogkos

^ redshirting in 2019-20

FRESHMEN (4)

- No. 2 Isaiah Wong
- No. 5 Harlond Beverly
- No. 11 Anthony Walker
- No. 13 Filippos Gkogkos

SOPHOMORES (1)

- No. 22 Deng Gak (RS)

JUNIORS (5)

- No. 0 Chris Lykes
- No. 14 Rodney Miller, Jr. (RS)
- No. 15 Willie Herenton
- No. 21 Sam Waardenburg (RS)
- No. 23 Kameron McGusty (RS)

SENIORS (3)

- No. 1 Dejan "DJ" Vasiljevic
- No. 3 Nysier Brooks^
- No. 4 Keith Stone (RS)

BY STATE/COUNTRY

MARYLAND (2)

- No. 0 Chris Lykes
- No. 11 Anthony Walker

AUSTRALIA (2)

- No. 1 Dejan "DJ" Vasiljevic
- No. 22 Deng Gak

FLORIDA (1)

- No. 4 Keith Stone

ILLINOIS (1)

- No. 15 Willie Herenton

MICHIGAN (1)

- No. 5 Harlond Beverly

NEW JERSEY (1)

- No. 2 Isaiah Wong

NEW YORK (1)

- No. 14 Rodney Miller, Jr.

PENNSYLVANIA (1)

- No. 3 Nysier Brooks

TEXAS (1)

- No. 23 Kameron McGusty

GREECE (1)

- No. 13 Filippos Gkogkos

NEW ZEALAND (1)

- No. 21 Sam Waardenburg

PRONUNCIATION GUIDE

Jim Larrañaga: Lare-Uh-NAY-Guh

Chris Caputo: Kuh-PEW-Toe

Phil Baier: BUY-er

Nysier Brooks: Nah-SEER

Deng Gak: GACK

Filippos Gkogkos: Fill-EEP-Ose GO-Gose

Willie Herenton: HEHR-In-Ton

Dejan Vasiljevic: DAY-On Vuh-SEE-Luh-Vitch

Sam Waardenburg: WAR-Din-Berg

PLAYER SPOTLIGHTS



#0 CHRIS LYKES
Jr. • G • 5-7 • 165
Mitchellville, Md.

	GP-GS	PPG	RPG	APG	MPG
2019-20	21-20	15.2	1.8	2.5	30.1
CAREER	85-62	13.4	1.9	2.7	28.3



#1 DEJAN "DJ" VASILJEVIC
Sr. • G • 6-3 • 190
Melbourne, Australia

	GP-GS	PPG	RPG	APG	MPG
2019-20	25-25	13.8	4.2	1.1	33.9
CAREER	122-70	9.9	3.1	0.8	26.1



#2 ISAIAH WONG
Fr. • G • 6-3 • 172
Piscataway, N.J.

	GP-GS	PPG	RPG	APG	MPG
2019-20	25-7	6.8	2.1	1.0	18.5
CAREER	25-7	6.8	2.1	1.0	18.5



#3 NYSIER BROOKS
Sr. • C • 6-11 • 245
Philadelphia, Pa.

	GP-GS	PPG	RPG	APG	MPG
2019-20	-	-	-	-	-
CAREER	103-37	4.4	4.9	0.2	13.8



#4 KEITH STONE
RSr. • F • 6-8 • 244
Deerfield Beach, Fla.

	GP-GS	PPG	RPG	APG	MPG
2019-20	12-3	3.9	3.4	0.6	18.8
CAREER	97-42	5.9	3.4	0.6	18.3



#5 HARLOND BEVERLY
Fr. • G • 6-4 • 186
Detroit, Mich.

	GP-GS	PPG	RPG	APG	MPG
2019-20	25-5	7.8	2.3	2.6	21.4
CAREER	25-5	7.8	2.3	2.6	21.4



#11 ANTHONY WALKER
Fr. • F • 6-9 • 208
Baltimore, Md.

	GP-GS	PPG	RPG	APG	MPG
2019-20	21-0	3.6	2.4	0.2	13.6
CAREER	21-0	3.6	2.4	0.2	13.6



#13 FILIPPOS GKOGKOS
Fr. • G • 6-3 • 193
Athens, Greece

	GP-GS	PPG	RPG	APG	MPG
2019-20	7-0	0.0	0.4	0.0	2.0
CAREER	7-0	0.0	0.4	0.0	2.0



#14 RODNEY MILLER, JR.
RJR. • C • 7-0 • 238
Laurelton, N.Y.

	GP-GS	PPG	RPG	APG	MPG
2019-20	24-23	7.6	5.9	0.4	24.6
CAREER	54-23	4.0	2.9	0.2	12.9



#15 WILLIE HERENTON
Jr. • G • 6-1 • 173
Lincolnshire, Ill.

	GP-GS	PPG	RPG	APG	MPG
2019-20	11-0	0.8	0.2	0.1	2.5
CAREER	27-0	0.9	0.1	0.0	2.1



#21 SAM WAARDENBURG
RJR. • F • 6-10 • 215
Auckland, New Zealand

	GP-GS	PPG	RPG	APG	MPG
2019-20	24-23	6.5	6.3	1.1	29.3
CAREER	77-35	5.1	4.2	1.1	23.5



#22 DENG GAK
RSO. • F • 6-10 • 222
Sydney, Australia

	GP-GS	PPG	RPG	APG	MPG
2019-20	7-0	1.7	2.0	0.1	12.0
CAREER	15-1	2.1	3.1	0.4	13.4



#23 KAMERON MCGUSTY
RJR. • G • 6-5 • 192
Katy, Texas

	GP-GS	PPG	RPG	APG	MPG
2019-20	22-19	13.0	4.1	1.8	29.4
CAREER	85-44	10.4	2.6	0.9	23.6

THE LAST TIME IT HAPPENED...

Player Scored 40+ Points

Miami Darius Rice (43), vs. Connecticut, 1/20/03
Opponent Sean Singletary (41), vs. Virginia, 3/1/08

Player Scored 35+ Points

Miami Jack McClinton (35), vs. North Carolina, 3/15/09
Opponent Xavier Rathan-Mayes (35), vs. Florida State, 2/25/15

Player Scored 30+ Points

Miami Bruce Brown, Jr. (30), vs. North Carolina, 1/28/17
Opponent Coby White (33), at North Carolina, 2/9/19

Two Players Scored 20 Points

Miami Chris Lykes (28), DJ Vasiljevic (20), at Illinois, 12/2/19
Opponent Vernon Carey, Jr. (24), Cassius Stanley (20), vs. Duke, 1/4/20

Three Players Scored 20+ Points

Miami Dwayne Collins (23), Brian Asbury (21), Jack McClinton (20), vs. Virginia Tech, 1/25/09
Opponent Travis Mays (40), Alvin Heggs (22), Lance Blanks (21), Texas, 2/22/89

Five (not 5+) Players Scored in Double Figures

Miami Chris Lykes (17), Keith Stone (13), Kameron McGusty (12), Rodney Miller, Jr. (11), DJ Vasiljevic (11), vs. Temple, 12/17/19 (*Note: second consecutive game with five players in double figures*)
Opponent MJ Walker (14), Patrick Williams (14), Devin Vassell (13), Wyatt Wilkes (11), Trent Forrest (10), at Florida State, 2/8/20

Six (not 6+) Players Scored in Double Figures

Miami Chris Lykes (18), Ja'Quan Newton (15), Dewan Huell (14), Lonnie Walker IV (13), Ebuka Izundu (12), DJ Vasiljevic (10), at North Carolina, 2/27/18
Opponent Phil Cofer (21), Braian Angola (18), CJ Walker (17), Terance Mann (14), MJ Walker (13), Christ Koumadje (13), at Florida State, 1/27/18

Seven+ Players Scored in Double Figures

Miami Sheldon McClellan (18), Ja'Quan Newton (15), James Palmer (14), Ebuka Izundu (11), Angel Rodriguez (11), Ivan Cruz Uceda (10), Anthony Lawrence II (10), vs. Mississippi State 11/19/15

Player Grabbed 15+ Rebounds

Miami Ebuka Izundu (19), vs. Stephen F. Austin, 11/13/18
Opponent Tulio Da Silva (17), vs. Missouri State, 11/21/19

Player Grabbed 20+ Rebounds

Miami Reggie Johnson (20), vs. Florida Atlantic, 3/16/11
Opponent Kelly Wise (21), vs. Memphis, 12/21/00

Two Players Grabbed 10+ Rebounds

Miami Ebuka Izundu (14) & Anthony Lawrence II (11), vs. Pittsburgh, 3/5/19
Opponent Steven Enoch (12) & Jordan Nwora (12), vs. Louisville, 11/5/19

Three Players Grabbed 10+ Rebounds

Miami Mark Richardson (11), Eric Brown (10), Joe Wylie (10) vs. FIU, 3/6/89
Opponent Matt Harpring (12), Dion Glover (10), Michael Maddox (10), Georgia Tech, 12/27/97

Player Had 10+ Assists

Miami Bruce Brown, Jr. (10), vs. Gardner-Webb, 11/10/17
Opponent Markell Johnson (12), NC State, 2/5/20

Player Had 10+ Blocks

Miami Anthony King (10) vs. Florida Atlantic, 11/29/04
Opponent Jarvis Varnado (10), Mississippi State, 12/13/07

Player Had a Double-Double

Miami Rodney Miller, Jr. (13 pts, 13 reb), at Duke, 1/21/20
Opponent CJ Bryce (22 pts, 11 reb) & Markell Johnson (19 pts, 12 ast), NC State, 2/8/20

Player Had a Triple-Double

Miami Bruce Brown, Jr. (10 pts, 11 reb, 11 ast), vs. Gardner-Webb, 11/10/17
Opponent Brendan Haywood (18 pts, 14 reb, 10 blk), North Carolina, 12/4/00

Hit Last-Second Shot to Win

Miami Zach Johnson, jumper with 0.4 secs remaining vs. Clemson to win, 65-64, 2/13/19
Opponent Donte Ingram, Loyola Chicago, 3-pointer with 0.3 secs remaining to win, 64-62, in NCAA Tournament, 3/15/18

Two Players Had Double-Doubles

Miami Anthony Lawrence II (27 pts, 11 reb) & Ebuka Izundu (14 pts, 14 reb), vs. Pittsburgh, 3/5/19
Opponent CJ Bryce (22 pts, 11 reb) & Markell Johnson (19 pts, 12 ast), NC State, 2/8/20

Team Scored 100+ Points

Miami 105, vs. Mississippi State, 11/19/15
Opponent 103, at Florida State, 1/27/18

Team Scored 90-99 Points

Miami 91, vs. Coppin State, 12/21/19
Opponent 99, at Florida State, 2/8/20

Team Scored 50 Points in a Half

Miami 50, first half, at Illinois, 12/2/19
Opponent 50, first half, at Florida State, 2/8/20

Team Shot 50 Percent in Both Halves

Miami .556 (15-27) / .600 (15-25), vs. Boston College, 2/12/20
Opponent .550 (22-40) / .621 (18-29), at North Carolina, 1/25/20

Team Shot 60 Percent in a Half

Miami .600 (15-25), second half, vs. Boston College, 2/12/20
Opponent .621 (18-29), at North Carolina, 1/25/20

Team Shot 70 Percent in a Half

Miami .720 (18-25), second half, vs. Middle Tennessee, 12/25/17

Team Shot 60 Percent in a Game

Miami .600 (30-50), vs. Middle Tennessee, 12/25/17
Opponent .600 (33-55), at Florida State, 1/27/18

Team Shot Under 30 Percent in a Game

Miami .279 (17-61), at Louisville, 1/7/20
Opponent .288 (15-52), vs. La Salle, 11/22/17

Team Won by 50+ Points

Miami 50, vs. Nova Southeastern (108-58), 11/16/09
Opponent 53, vs. Notre Dame (126-73), 2/22/86

Team won by 40-49 Points

Miami 49, vs. Western Carolina (92-43), 11/11/16
Opponent 41, at North Carolina (105-64), 1/31/07

Team Won by 30-39 Points

Miami 31, vs. Coppin State (91-60), 12/21/19
Opponent 33, vs. Duke (95-62), 1/4/20

Overtime

Miami won in overtime 73-68 (OT), at Clemson, 12/31/19
Miami lost in overtime 83-79 (OT), vs. Florida State, 1/18/20

Rankings

Miami defeated a ranked opponent 91-88, at No. 9 North Carolina, 2/27/18
Miami lost to a ranked opponent 99-81, at No. 8 Florida State, 2/8/20
Miami defeated a top-10 opponent 91-88, at No. 9 North Carolina, 2/27/18
Miami lost to a top-10 opponent 99-81, at No. 8 Florida State, 2/8/20
Miami defeated a top-five opponent 64-61, vs. No. 3 Virginia, 2/22/16
Miami lost to a top-five opponent 95-62, vs. No. 2 Duke, 1/4/20

THE LAST TIME A MIAMI FRESHMAN...

Scored 30 Points: Bruce Brown, Jr. (30), vs. North Carolina, 1/28/17

Scored 20+ Points: Isaiah Wong (21), vs. Boston College, 2/12/20

Perfect from Field (5+ att): Reggie Johnson (RS), 8-of-8, vs. Wake Forest, 3/11/10

Perfect from 3-Pt (3+ att): Anthony Lawrence II, 4-of-4, vs. Notre Dame, 2/3/16

Perfect from FT Line (5+ att): Anthony Walker, 5-of-5, at North Carolina, 1/25/20
Isaiah Wong, 5-of-5, at North Carolina, 1/25/20

10+ Rebounds: Bruce Brown, Jr., 12, vs. George Washington, 12/22/16

10+ Assists: Bruce Brown, Jr., 10, vs. South Carolina State, 12/6/16

5-9 Assists: Harlond Beverly, 6, vs. Boston College, 2/12/20

5+ Steals: Shane Larkin, 6, vs. North Carolina, 1/10/12

4+ Blocks: Raphael Akpejori, 4, McNeese State, 11/24/10

Double-Double: Bruce Brown, Jr. (14 pts, 12 reb), vs. George Washington, 12/22/16

Triple-Double: Bruce Brown, Jr. (11 pts, 11 reb, 10 ast), vs. South Carolina State, 12/6/16



UPCOMING CAREER MILESTONES

Harlond Beverly is five points away from 200 ... **Chris Lykes** is two made 3-pointers away from 150 and seven points from 1,150 ... **Kameron McGusty** is 20 points away from 900 ... **Sam Waardenburg** is four points away from 400 and five steals from 50 ... **Isaiah Wong** is eight made free throws away from 50 and 38 minutes from 500.

STARTING LINEUPS

Miami has used just four starting fives thus far, going with the same one in the first 18 games.
 ~ Lykes/McGusty/Miller/Vasiljevic/Waardenburg: 18x, 10-8 record, most recent: 1/21/20
 ~ Beverly/Miller/Vasiljevic/Waardenburg/Wong: 4x, 1-3 record, most recent: 2/5/20
 ~ Beverly/Stone/Vasiljevic/Waardenburg/Wong: 1x, 0-1 record, most recent: 2/8/20
 ~ Lykes/McGusty/Stone/Vasiljevic/Wong: 1x, 1-0 record, most recent: 2/12/20
 ~ Lykes/Stone/Miller/Vasiljevic/Wong: 1x, 1-0 record, most recent: 2/15/20

EXCEEDING EXPECTATIONS

In seven of Jim Larrañaga's eight seasons at Miami, the Hurricanes have finished higher in the final ACC standings than they were picked in the preseason poll.

Year	Pre	Final	Margin	Year	Pre	Final	Margin
2011-12	5th	t-4th	+1	2015-16	5th	t-2nd	+3
2012-13	5th	1st	+4	2016-17	9th	t-7th	+2
2013-14	12th	10th	+2	2017-18	4th	t-3rd	+1
2014-15	10th	t-6th	+4	2018-19	10th	t-11th	-1

BEATING THE BLUE BLOODS

During Jim Larrañaga's eight seasons at Miami, the Hurricanes have an 11-16 combined record against Duke (5-7) and North Carolina (6-9), good for the third-most wins—trailing only Duke (12) and Virginia's (13)—by any school against those two programs since 2011-12. They defeated at least one of the two in each of Coach L's first seven years, topping both in 2012-13 (four total wins) and 2016-17 (two). Prior to Jim Larrañaga's arrival, Miami was 4-31 all-time against the Blue Devils and Tar Heels. The Hurricanes are the only school with at least five victories over those teams by double digits, posting six. Miami and Duke are the only teams in the country with five road wins against those two schools since 2011-12. Additionally, Miami is the lone team with at least three triumphs by 15-plus, owning four, and joins Ohio State as the only schools with two decisions by 20-plus. Duke's most lopsided loss of the last eight years is to Miami (90-63 on 1/23/13) and North Carolina's second-most lopsided loss of that stretch is to the Hurricanes (87-61 on 2/9/13). In 2012-13, Miami became the first team to top both Duke and North Carolina by 20-plus since Maryland in 1974-75.

QUITE THE COACH

Jim Larrañaga is one of 20 active coaches with 650 career wins, including one of 11 at the DI level. He is the 64th of 66 NCAA coaches all-time to reach 650, including the 39th of 40 with DI experience and the 38th of 39 with at least 10 years at that level. Coach L ranks No. 16 all-time in ACC victories (regular season and ACC Tournament) with 94, including fifth among active coaches. He is also No. 20 all-time in total victories while serving as an ACC coach with 188, good for fifth-most among active coaches. In addition, Larrañaga is one of 17 coaches with 100-plus wins at three DI schools and one of just four such active coaches, alongside Nevada's Steve Alford, Kentucky's John Calipari and Oklahoma's Lon Kruger.

HEART OVER HEIGHT

Chris Lykes is one of just 13 recruited scholarship players under 6'0 at a high-major program (Power Five and BIG EAST), five of whom are in the ACC. Only 11 of them are competing in 2019-20 and just nine began college at a high-major school. Standing 5'7, Lykes is the shortest of the bunch, with 5'9 Kihei Clark of Virginia the lone other one under 5'10. At 16.2 points per game, Lykes was the second-leading scorer in 2018-19 of high-major players under 6'0, trailing only 5'11 Markus Howard of Marquette (25.0), and No. 12 among all DI players under 6'0. Of the six high-major starters under 6'0 last season, Lykes and Howard are the lone returnees.

THE U TO THE LEAGUE (CONTINUED FROM PAGE 1)

Four Hurricanes have been selected in the NBA Draft over the past three years. In 2017, Davon Reed went No. 32 to the Suns. In 2018—the third time Miami has had two players picked (1968 and 1970)—Lonnie Walker IV went No. 18 to the Spurs and Bruce Brown, Jr., went No. 42 to the Pistons. Most recently, in 2019, Dewan Hernandez went No. 59 to the Raptors.

MIAMI'S RECORD WHEN...

Record	2019-20		Larrañaga	
	All	ACC	At UM	ACC
All games	13-12	5-10	188-109	85-72
Home	8-4	4-4	107-34	53-26
Away	3-6	1-6	51-52	32-46
Neutral	2-2	—	31-23	—
November	4-3	0-1	44-14	0-1
December	5-0	1-0	41-12	3-1
January	2-6	2-6	33-35	31-35
February	2-3	2-3	43-28	43-28
March	—	—	27-19	9-7
April	—	—	0-1	0-0
vs. Top-10 opponents	0-5	0-5	8-23	7-20
vs. Top-25 (includes Top-10)	0-5	0-5	19-50	13-39
vs. RV opponents (either poll)	0-2	—	15-10	8-4
vs. Teams over .500 on gameday	7-10	3-8	116-97	61-63
vs. Teams under .500 on gameday	4-1	1-1	44-9	18-8
vs. Teams at .500 on gameday	2-1	1-1	24-3	6-1
While UM in Top 25	—	—	58-25	29-17
While UM is RV (only)	—	—	50-18	20-9
Leading at halftime	12-0	4-0	143-21	60-17
Trailing at halftime	0-12	0-10	35-80	20-50
Tied at halftime	1-0	1-0	10-8	4-5
In overtime games	1-1	1-1	9-9	6-5
Single overtime	1-1	1-1	6-8	4-4
Double overtime	—	—	3-1	2-1
Leading w/2:00 left in regulation	13-1	5-1	174-12	76-7
Trailing w/2:00 left in regulation	0-11	0-9	11-93	6-74
Tied w/2:00 left in regulation	—	—	3-2	1-1
UM shoots 50% or better from field	6-0	2-0	78-8	26-3
UM shoots 40-49% from field	7-7	3-5	90-41	49-33
UM shoots under 40% from field	0-5	0-5	21-60	10-36
Opp. shoots 50% or better from field	2-8	0-6	16-42	9-26
Opp. shoots 40-49% from field	5-3	2-3	81-46	42-31
Opp. shoots under 40% from field	6-1	3-1	93-19	35-13
UM shoots 70% or better from line	8-7	3-7	117-59	54-41
UM shoots under 70% from line	5-5	2-3	71-49	40-29
UM makes more 3-point FGs	9-3	4-3	104-41	48-32
UM makes fewer 3-point FGs	4-9	1-7	53-52	26-34
3-point FGs are even	—	—	22-9	11-6
4+ Canes in double figures	9-2	2-2	101-29	41-21
3 Canes in double figures	4-7	2-7	66-40	35-24
2 or fewer Canes in double figures	0-3	0-1	21-40	9-27
Outrebounding opponent	5-2	3-2	118-32	48-22
Opponent outrebounds UM	7-10	1-8	60-76	33-48
Tied in rebounds	1-0	1-0	8-1	4-1
UM records 10 or more steals	0-1	0-1	25-10	9-7
UM records 15 or more assists	4-0	1-0	62-7	27-6
UM commits fewer than 15 turnovers	10-9	3-7	157-85	70-58
UM commits 15 or more turnovers	2-3	1-3	27-17	11-14
UM commits fewer turnovers than opp.	10-5	3-5	109-43	48-28
UM commits more turnovers than opp.	3-7	2-5	61-47	28-32
Tied in turnovers	—	—	15-18	9-12
UM scores 59 points or fewer	0-5	0-3	13-49	7-31
UM scores 60-69 points	1-2	1-2	45-30	26-16
UM scores 70-79 points	7-4	3-4	76-24	33-20
UM scores 80-89 points	4-1	1-1	39-5	14-4
UM scores 90-99 points	1-0	—	14-1	4-1
UM scores 100 or more points	—	—	1-0	0-0
Playing in morning	1-0	—	4-1	—
Playing in afternoon (12:4-59 p.m.)	5-6	2-4	63-40	35-29
Playing in evening (5 p.m. or later)	7-6	3-6	119-67	50-43
Games decided by 3 points or fewer	2-0	—	26-19	15-12
Games decided by 4-10 points	5-2	3-2	58-41	31-32
Games decided by 11-19 points	3-5	1-5	61-33	27-18
Games decided by 20+ points	3-5	1-3	43-14	12-9

HAPPY AT HOME

The Hurricanes are 107-34 (.759) at the Watsco Center in Jim Larrañaga's nine seasons at the helm, including 57-14 (.803) over their last 71 outings. As a whole, Miami is 202-78 (.721) at the Watsco Center, which opened as the BankUnited Center Jan. 4, 2003. Prior to Coach L's arrival, the Hurricanes were 95-44 (.683) there.

Miami at the Watsco Center under Jim Larrañaga

Year	Overall	Non-Conf	ACC
2011-12	14-4	8-2	6-2
2012-13	14-1	6-0	8-1
2013-14	8-8	5-2	3-6
2014-15	12-6	7-2	5-4
2015-16	15-1	6-1	9-0
2016-17	14-2	7-0	7-2
2017-18	11-3	5-0	6-3
2018-19	11-5	6-1	5-4
2019-20	8-4	4-0	4-4
Totals	107-34	54-8	53-26

CURRENT PRO CANES (23)

NBA (3)

Name	Letter Years	Team
Bruce Brown, Jr.	2016-18	Detroit Pistons
Dewan Hernandez	2016-18	Toronto Raptors (two-way contract)
Lonnie Walker IV	2017-18	San Antonio Spurs

NFL (1)

Name	Letter Years	Team
Jimmy Graham	2005-09	Green Bay Packers

NBA G League (4)

Name	Letter Years	Team
Anthony Lawrence II	2015-19	Northern Arizona Suns
Sheldon Mac	2014-16	Canton Charge
Davon Reed	2015-18	Sioux Falls Skyforce
Angel Rodriguez	2014-16	Rio Grande Valley Vipers

International (15)

Name	Letter Years	Team	Country
Brian Asbury	2005-09	Naturtex-SZTE-Szedeak	Hungary
Rion Brown	2010-14	Panathinaikos BC OPAP	Greece
Ivan Cruz Uceda	2014-16	RETAbet Bilbao Basket	Spain
Guillermo Diaz	2003-06	Plateados de Fresnillo	Mexico
Julian Gamble	2008-11; 12-13	Virtus Pallacanestro Bologna	Italy
Malcolm Grant	2009-12	BC Pieno Žvaigždės	Lithuania
Gary Hamilton	2002-06	Saga Balloons	Japan
Ebuka Izundu	2015-19	Real Betis	Spain
Tonye Jekiri	2012-16	ASVEL	France
DeQuan Jones	2008-12	Pallacanestro Trieste	Italy
Kenny Kadji	2011-13	Movistar Estudiantes	Spain
Anthony King	2003-08	Keravnos Strovolou B.C.	Cyprus
Shane Larkin	2011-13	Anadolu Efes	Turkey
Trey McKinney Jones	2011-13	Telekom Baskets Bonn	Germany
Kamari Murphy	2015-17	SC Rasta Vechta	Germany

TOP TOTALS

On Dec. 21, Hurricanes set program records in both 3-pointers made and attempted in their 91-60 victory over Coppin State at the Watsco Center. Miami went 18-of-38 from long range in the triumph, good for a stellar 47.4 shooting percentage.

PRIME PROGRAM

Through Jim Larrañaga's first eight seasons at Miami (2011-19), the Hurricanes had the fifth-most victories (175) of any team in the ACC for that full stretch. In addition, Miami matched Duke for the third-most road victories (47) and had the fourth-most wins away from home (97) of any such program. In ACC play only, the Hurricanes tied for the fourth-most victories (80) and registered the fourth-most road triumphs (31).

SHORT BENCH

With Deng Gak out for the remainder of the 2019-20 campaign, Miami has only nine available scholarship players. The Hurricanes had just eight to start the 2018-19 season and then played with only seven in the final 24 games, following Gak's previous injury. The last time Miami used double-digit scholarship players in the same game was Dec. 23, 2017, against New Mexico State in the Diamond Head Classic semifinals in Honolulu. Miami had just six scholarship players for its game at North Carolina (Jan. 25), as Chris Lykes, Kameron McGusty and Keith Stone all sat out due to injury.

MAJOR MINUTES

In Miami's 73-68 overtime victory at Clemson Dec. 31, four Hurricanes played 40-plus minutes. It marked the first time since Miami joined the ACC (2004-05) that a quartet of Hurricanes reached that mark in the same game and the first time even three did so since Jan. 3, 2015, in an 89-80 double overtime loss at third-ranked Virginia. DJ Vasiljevic played a career-high 43 minutes in the victory, Chris Lykes logged a career-high-tying 41 minutes, Kameron McGusty posted a season-best 41 minutes and Sam Waardenburg notched a career-high 40 minutes.

Vasiljevic and Waardenburg played all 40 minutes Jan. 12 in Miami's 66-58 win over Pittsburgh. Prior to that, the last time even one Hurricane played a full game was McClellan's 50 minutes of action on Jan. 3, 2015. Two Hurricanes—Vasiljevic and Harlond Beverly—repeated the feat Feb. 5, 2020, in an 83-72 setback versus NC State.

From the final 7:51 of the first half at No. 13/11 Louisville (1/7) through the full 40 minutes against Pittsburgh (1/12) and the first 5:54 versus NC State (1/15), Vasiljevic played 73 minutes and 45 seconds of consecutive action across three games. Against the Panthers and Wolfpack, he also became the first Hurricane to log 79 minutes in a two-game, non-overtime stretch since Shane Larkin did so March 16-17, 2013, against NC State and North Carolina in Miami's ACC Tournament semifinal and championship wins.

WELCOME TO THE CLUB

Two Hurricanes have eclipsed 1,000 points during the 2019-20 season. DJ Vasiljevic did so in Miami's 78-77 triumph over Temple Dec. 17 in Brooklyn, N.Y., while Chris Lykes did so Dec. 31 in the win at Clemson. They are the 40th and 41st quadruple-digit scorers in program history, including the ninth and 10th to reach 1,000 in Jim Larrañaga's nine-year tenure. Lykes is the 26th Hurricane to hit that mark in fewer than four seasons.

BALLIN' ABROAD

Former Miami star Shane Larkin set the EuroLeague scoring record Nov. 29, 2019, tallying 49 points in Anadolu Efes' 103-75 victory over FC Bayern Munich. The 2013 ACC Player of the Year, as voted by the league coaches, Larkin took just 19 shots to amass his total and went 10-of-12 from 3-point range in the record-setting performance. Larkin also owns the EuroLeague championship game scoring record of 29 points, which he set May 19, 2019, in Anadolu Efes' 91-83 loss to CSKA Moscow. In addition, the Orlando, Fla., native holds the EuroLeague record for most points in a Final Four with 59 in 2019, as he tallied 30 in his team's 92-73 semifinal win over Lokomotiv Kuban Krasnodar two days before posting 29 in the title game, both in Vitoria-Gasteiz, Spain. The No. 18 pick in the 2013 NBA Draft, Larkin has played four seasons in the NBA (2013-16 and 2017-18) with four franchises.

TRACKING VASILJEVIC

Below is DJ Vasiljevic's place on several Miami career leaderboard lists, as well as the all-time record-holder and those he is closing in on catching.

3-Pointers Made

Rank	Name	Years	Total
1.	Jack McClinton	2006-09	286
...2.	Steven Edwards	1992-96	265
T3.	DJ Vasiljevic	2016-pres.	260
T3.	Darius Rice	2000-04	260

3-Pointers Attempted

Rank	Name	Years	Total
1.	Steven Edwards	1992-96	766
2.	Darius Rice	2000-04	755
3.	DJ Vasiljevic	2016-pres.	698

3-Point Percentage (min. 75 3PA)

Rank	Name	Years	Total
1.	Jack McClinton	2006-09	.440 (286-650)
...12.	Anthony Lawrence II	2015-19	.3776 (142-376)
13.	Samarr Logan	1989-92	.3773 (100-265)
14.	Kevin Presto	1985-89	.375 (170-453)
15.	DJ Vasiljevic	2016-pres.	.372 (260-698)
16.	Doug Elliott	1989-91	.370 (50-135)

ACC-Only Scoring

Rank	Name	Years	Total
1.	Jack McClinton	2006-09	888 (18.7)
...5.	Guillermo Diaz	2004-06	629 (19.7)
6.	DJ Vasiljevic	2016-pres.	616 (8.9)

ACC-Only 3-Pointers Made

Rank	Name	Years	Total
1.	Jack McClinton	2006-09	150
2.	DJ Vasiljevic	2016-pres.	130

ACC-Only 3-Pointers Attempted

Rank	Name	Years	Total
1.	DJ Vasiljevic	2016-pres.	392
2.	Jack McClinton	2006-09	357

ACC-Only 3-Point Percentage (min. 100 3PA)

Rank	Name	Years	Total
1.	Kenny Kadji	2011-13	.437 (52-119)
...10.	Sheldon McClellan	2014-16	.348 (55-158)
11.	Shane Larkin	2011-13	.3359 (43-128)
12.	Rion Brown	2010-14	.3357 (91-271)
--	DJ Vasiljevic	2016-pres.	.332 (130-392)

ACC-Only Minutes Played

Rank	Name	Years	Total (Avg.)
1.	Durand Scott	2009-13	2,155 (32.7)
...3.	Anthony Lawrence II	2015-19	1,835 (25.8)
4.	DJ Vasiljevic	2016-pres.	1,758 (25.5)

STANDING ALONE

Miami was home to the ACC's only candidate for the Senior CLASS Award in both men's (DJ Vasiljevic) and women's basketball (Beatrice Mompremier).

TRACKING LYKES

Below is Chris Lykes' place on several Miami career leaderboard lists, as well as the all-time record-holder and those he is closing in on catching.

ACC-Only Scoring

Rank	Name	Years	Total (Avg.)
1.	Jack McClinton	2006-09	888 (18.7)
...3.	Davon Reed	2013-17	752 (10.4)
4.	Chris Lykes	2017-pres.	674 (14.3)

ACC-Only Field Goals Made

Rank	Name	Years	Total
1.	Durand Scott	2009-13	293
...4.	Dwayne Collins	2006-10	236
5.	Chris Lykes	2017-pres.	217

ACC-Only Free Throws Made

Rank	Name	Years	Total
T1.	Jack McClinton	2006-09	170
T1.	Durand Scott	2009-13	170
3.	Chris Lykes	2017-pres.	153

ACC-Only Free Throws Attempted

Rank	Name	Years	Total
1.	Dwayne Collins	2006-10	249
...3.	Reggie Johnson	2009-13	195
4.	Chris Lykes	2017-pres.	193

ACC-Only Free Throw Percentage (min. 1 FTM per game)

Rank	Name	Years	Total
1.	Jack McClinton	2006-09	.904 (170-188)
...6.	Brian Asbury	2005-09	.806 (112-139)
7.	Davon Reed	2013-17	.805 (128-159)
8.	Malcolm Grant	2009-12	.804 (82-102)
9.	Chris Lykes	2017-pres.	.793 (153-193)
10.	Lance Hurdle	2007-09	.786 (77-98)
11.	Manu Lecomte	2013-15	.784 (58-74)

ACC-Only 3-Pointers Made

Rank	Name	Years	Total
1.	Jack McClinton	2006-09	170
...6.	Rion Brown	2010-14	91
T7.	Chris Lykes	2017-pres.	878

ACC-Only 3-Pointers Attempted

Rank	Name	Years	Total
1.	Jack McClinton	2006-09	357
...5.	Rion Brown	2010-14	271
6.	Chris Lykes	2017-pres.	260

ACC-Only Assists

Rank	Name	Years	Total (Avg.)
1.	Anthony Harris	2004-07	187 (3.9)
...4.	Anthony Lawrence II	2015-19	145 (2.0)
5.	Chris Lykes	2017-pres.	135 (2.9)

NEW AT THE U

The Hurricanes have three scholarship freshmen on the roster in guard Harlond Beverly (No. 54 in 247Sports' Composite rankings), forward Anthony Walker (No. 225) and guard Isaiah Wong (No. 79). The group placed No. 30 nationally in 247Sports' Composite rankings, including third among three-player classes and sixth in the ACC.



10 COMMITMENTS OF MIAMI BASKETBALL

Prior to each practice, 10 poster boards are placed on the baseline, each featuring one commitment of Miami basketball. The 10 are as follows:

- ~ We will set our defense every time.
- ~ We will pressure the man with the ball.
- ~ We will pack the lane to prevent penetration.
- ~ We will contest all shots, hands high. Without fouling.
- ~ We will block out, rebound and run.
- ~ We will run for layups and open threes.
- ~ We will share the ball.
- ~ We will penetrate the defense.
- ~ We will create good shots both inside and outside.
- ~ We will attack the offensive boards.

PERFECTION

The Miami men's basketball team posted its first perfect Graduate Success Rate (GSR) in 2018 and then repeated the feat in 2019. The Hurricanes' 100 score was 12 points above the national average in 2019 (88) and 13 above it in 2018 (87). In addition, University of Miami student-athletes as a whole tallied a 92 in 2019, the top mark of any DI school in Florida and tied for No. 20 of all Football Bowl Subdivision (FBS) schools.

HURRICANES GO ABROAD

Miami went on a 10-day, eight-night foreign tour to Italy this past summer. From Aug. 9-18, the Hurricanes spent time sightseeing and exploring in Rome, Florence and Como, while also stopping in cities such as Lucca and Pisa. The team went 3-0 on the court during the trip, winning by an average of 18.0 points per game. DJ Vasiljevic led Miami in scoring (16.3), while Sam Waardenburg paced Miami in rebounding (10.0), Kameron McGusty did so in assists (4.3) and Chris Lykes did so in steals (3.0).

COACHING CONTINUITY

Miami's three assistant coaches are in the 35th combined season working for Jim Larrañaga. Associate head coach Chris Caputo is in his 18th year (nine at Miami, nine at George Mason), Bill Courtney is in his 10th (one at Miami, eight at George Mason, one at Bowling Green) and Adam Fisher is in his seventh (all at Miami). That is the second-highest total in the ACC, behind only the 40-year tally from North Carolina's three assistants. Florida State (31) is the lone other ACC school at the three-decade mark.

PRESEASON PICK

Chris Lykes earned 2019-20 Preseason Second Team All-ACC accolades. He is the fourth ACC preseason honoree in program history, joining fellow guards Jack McClinton (2008-09), Malcolm Grant (2011-12) and Bruce Brown, Jr., (2017-18) on the list.

ATTENDANCE INCREASE

Miami has sold over 5,400 season tickets at the Watsco Center in each of the past four years, fulling selling out the season ticket allotment in three of them (noted with asterisks). The 22,962 season tickets sold over the last four years (2015-19) is good for a 95.9 percent increase over the 11,724 sold in Coach L's first four seasons (2011-15).

2018-19: 5,461 2017-18: 5,986* 2016-17: 5,965* 2015-16: 5,550*
 2014-15: 3,427 2013-14: 3,674 2012-13: 2,372 2011-12: 2,251

COACHING COORDINATORS

Jim Larrañaga's assistant coaching staff is set up in a coordinator system. Associate head coach Chris Caputo, in his ninth year with the Hurricanes, is the defensive coordinator. Adam Fisher, in his seventh season at Miami (fifth as a coach) is the offensive coordinator. Bill Courtney, in his first year with the Hurricanes, handles the scout for every opponent.

AP PRESEASON POLL

The Hurricanes will play at least seven games this year against teams in the preseason Associated Press Poll, all of which started in the top 11. Below is the full poll with the Hurricanes' 2019-20 opponents in bold.

1. Michigan State
2. Kentucky
3. Kansas
4. **Duke (2x)**
5. **Louisville (2x)**
6. **Florida**
7. Maryland
8. Gonzaga
9. **North Carolina**
10. Villanova
11. **Virginia**
12. Seton Hall
13. Texas Tech
14. Memphis
15. Oregon
16. Baylor
17. Utah State
18. Ohio State
19. Xavier
20. St. Mary's
21. Arizona
22. LSU
23. Purdue
24. Auburn
25. VCU

Miami has also has seven games against teams that received votes in the preseason AP Poll: Florida State (twice), Illinois, NC State (twice), Notre Dame and Syracuse.

FAMILIAR FACES

Associate head coach Chris Caputo is in his 18th season as a member of Jim Larrañaga's coaching staff, dating back to the 2002-03 campaign at George Mason. Only three assistants in the ACC have worked for their current head coach longer: North Carolina's Steve Robinson (25), Florida State's Stan Jones (23) and Notre Dame's Rod Balanis (20). In addition, Caputo and Larrañaga are both New York natives and graduates of Archbishop Molloy High School, where they played for the legendary Jack Curran. The only other Division I staffs in the country with two coaches who attended the same high school are East Tennessee, Southern Illinois and St. Mary's. The Salukis, with brothers Bryan and Brendan Mullins, are the lone other team in which the head coach is a part of the duo.

ACC POLL

Miami was picked to finish ninth in the ACC this year, two positions above where it finished the 2018-19 season. Below is the predicted order of finish with each team's point total and number of first-place votes.

1. Duke (1564, 51)
2. North Carolina (1493, 19)
3. Louisville (1448, 29)
4. Virginia (1405, 12)
5. Florida State (1157)
6. NC State (1038)
7. Notre Dame (915)
8. Syracuse (910)
9. **Miami (768)**
10. Pittsburgh (577)
11. Clemson (564)
12. Georgia Tech (437)
13. Boston College (382)
14. Virginia Tech (334)
15. Wake Forest (328)

20-GAME SLATE

This season, 2019-20, is the first of the 20-game ACC schedule. Miami still has the same two primary rivals (Florida State and Virginia Tech) it plays twice each year, while its other repeats are Duke, Louisville, NC State and Pittsburgh. Four of those six were picked top-six in the ACC preseason poll, including two in the top three. Next year, in 2020-21, the Hurricanes' repeat foes will be Boston College, Clemson, Florida State, North Carolina, Notre Dame and Virginia Tech.

WELCOME TO THE U

The Hurricanes inked one recruit, Matt Cross, during the early signing period in November. A 6-foot-6, 225-pound forward from Beverly, Mass., Cross attends Brewster Academy in Wolfeboro, N.H., the alma mater of Miami freshman forward Anthony Walker. The consensus four-star, top-100 recruit checks in at No. 80 in the 247Sports Composite rankings for the class of 2020. Cross chose Miami over schools such as Butler, Florida, Indiana, Iowa and Texas A&M.

HALL CALL

In 2020, Johnny Hemsley (1996-00) will become the 22nd Miami men's basketball player in the UM Sports Hall of Fame, joining a group that includes standouts such as Rick Barry, James Jones and John Salmons.

QUICK FACTS

UNIVERSITY INFORMATION

Location	Coral Gables, Fla.
Enrollment	17,840
Founded	1925
Nickname	Hurricanes
Colors	Orange (PMS 1665), Green (PMS 3435) and White
President	Dr. Julio Frenk
Director of Athletics	Blake James
Faculty Athletics Representative	Dr. Marvin Dawkins
Conference	Atlantic Coast Conference (joined in 2004)
Arena / Capacity	Watsco Center / 7,972
Ticket Office Phone	1-800-GO-CANES
Press Row Phone	305-284-2111
Website	HurricaneSports.com
Mailing Address	5821 San Amaro Drive, Coral Gables, FL 33146

COACHING STAFF

Head Coach	Jim Larrañaga (Providence, 1971)
Record at Miami	188-109, 85-72 ACC (ninth season)
Career Record	658-443 (36th season)
Associate Head Coach	Chris Caputo (Westfield State [Mass.] '02, ninth season)
Assistant Coach	Bill Courtney (Bucknell '92, first season)
Assistant Coach	Adam Fisher (Penn State '06, seventh season, fifth as AC)
Director of Basketball Operations	Lamont Franklin (UNC Wilmington '97, third season)
Associate Director of Basketball Operations	Jeff Dyer (Delaware '14, third season)
Athletic Trainer	Cory Kaplan (Florida '14, first season)
Strength & Conditioning Coach	Phil Baier (Springfield [Mass.] '13, first season)

PROGRAM INFORMATION

First Year of Basketball	1926-27 (no team from 1971-72 to 1984-85)
All-Time Record	1,059-779 (.576)
All-Time ACC Record	128-141 (.476)
NCAA Tournament Appearances	10 (1960, '98, '99, 2000, '02, '08, '13, '16, '17, '18 ... 8-10 record)
Last NCAA Tournament Opponent	Loyola Chicago, 2018 (L, 64-62, First Round)
NIT Appearances	12 (1961, '63, '64, '95, '97, 2001, '05, '06, '09, '11, '12, '15 ... 11-12 record)
Last NIT Opponent	Stanford, 2015 (L, 66-64 [OT], Final)

2018-19 Overall Record	14-18
Home / Away / Neutral	11-5 / 0-10 / 3-3
ACC Record / Finish	5-13 / T-11th
Letter Winners Returning / Lost	6 / 6
Starters Returning / Lost	2 / 3
Newcomers	6 (plus an eligible transfer)

RETURNING STARTERS	CL	POS	PPG	RPG	APG
Chris Lykes	Jr.	G	16.2	2.7	3.2
Dejan "DJ" Vasiljevic	Sr.	G	11.8	4.5	1.2

KEY LOSSES (5.0+ PPG)	POS	PPG	RPG	APG
Ebuka Izundu (graduation)	C	10.9	8.3	1.0
Anthony Lawrence II (graduation)	G	12.6	6.7	3.1
Zach Johnson (graduation)	G	11.8	2.8	2.4

RETURNING NUMBERS	AVG/NUM	PCT
Points	34.3	.478
Rebounds (excludes team rebounds)	11.8	.387
Assists	5.7	.443
Blocks	0.7	.220
Steals	2.6	.387
Starts	69 of 160	.431

NEWCOMERS	POS	HT	WT	CL
Harlond Beverly	G	6-4	170	Fr.
Nysier Brooks (redshirting)	C	6-11	240	Sr.
Filippos Gkogkos (walk-on)	G	6-3	190	Fr.
Kameron McGusty (redshirted last year)	G	6-5	192	RJr.
Keith Stone	F	6-8	253	RSr.
Anthony Walker	F	6-9	210	Fr.
Isaiah Wong	G	6-3	170	Fr.

ELITE EIGHT SEASONS

In his first eight seasons, Jim Larrañaga has led Miami to 20 more wins (175) than it had in any prior eight-year stretch (155 from 1958-66). The six 20-win campaigns in Coach L's tenure are over half of the program's previous total (11) and match the full prior total since the rebirth (1985-86). Miami's four NCAA Tournament trips under Larrañaga are two shy of its previous total and one short of its prior post-rebirth total. The Hurricanes' six postseason trips under Coach L are one shy of their record for an eight-year stretch (seven from 1994-02 and 2010-18), the latter of which features Coach L's first seven years.

2011-12:	20-13 (9-7 ACC; T4th); NIT Second Round
2012-13:	29-7 (15-3 ACC; 1st), NCAA Tournament Sweet 16
2013-14:	17-16 (7-11 ACC; 10th), no postseason
2014-15:	25-13 (10-8 ACC; T6th), NIT Final
2015-16:	27-8 (13-5 ACC; T2nd), NCAA Tournament Sweet 16
2016-17:	21-12 (10-8; T7th), NCAA Tournament First Round
2017-18:	22-10 (11-7; T3rd), NCAA Tournament First Round
2018-19:	14-18 (5-13 ACC; T11th), no postseason

WINNINGEST COACHES OF ALL-TIME

Minimum 10 head coaching seasons in Division I

All coaches with 600+ career victories are listed; Coaches in bold are still active
List includes games played through Feb. 16, 2020

Rank	Name	Schools	Wins
1.	Mike Krzyewski	Army West Point, Duke	1,154
2.	Jim Boheim	Syracuse	960
3.	Jim Calhoun	Northeastern, UConn, St. Joseph (CT)	910
4.	Bob Knight	Army West Point, Indiana, Texas Tech	902
5.	Roy Williams	Kansas, North Carolina	881
6.	Dean Smith	North Carolina	879
7.	Bob Huggins	Walsh (OH), Akron, Cincinnati, Kansas St., West Virginia	878
8.	Adolph Rupp	Kentucky (2x)	876
9.	Jim Phelan	Mount St. Mary's	830
10.	Rollie Massimino	Stony Brook, Villanova, UNLV, Cleveland St., Keiser (FL)	816
11.	Eddie Sutton	Creighton, Arkansas, Kentucky, Oklahoma St., San Francisco	806
12.	Rick Byrd	Maryville (TN), Lincoln Memorial, Belmont	805
13.	Lefty Driesell	Davidson, Maryland, James Madison, Georgia State	786
14.	Lute Olson	Long Beach State, Iowa, Arizona	781
15.	Lou Henson	Hardin-Simmons (TX), New Mexico St. (2x), Illinois	779
16.	Cliff Ellis	South Alabama, Clemson, Auburn, Coastal Carolina	777
17.	Bo Ryan	Wisconsin-Platteville, Milwaukee, Wisconsin	762
18.	Ed Diddle	Western Kentucky	759
19.	Henry Iba	Northwest Missouri State, Colorado, Oklahoma State	755
20.	John Beilein	six schools	753
21.	Phog Allen	Baker (KS) (2x), Kansas (3x), Haskell (KS), Central Missouri	746
22.	John Chaney	Cheyney (PA), Temple	741
23.	Norm Stewart	Northern Iowa, Missouri	729
	Jerry Tarkanian	Long Beach State, UNLV, Fresno State	729
25.	John Calipari	UMass, Memphis, Kentucky	728
26.	Ray Meyer	DePaul	724
27.	Jerry Sloum	Nyack (NY), Geneva (PA), Gannon (PA), Youngstown St.	723
28.	Don Haskins	UTEP	719
29.	Rick Barnes	George Mason, Providence, Clemson, Texas, Tennessee	706
30.	Bill Self	Oral Roberts, Tulsa, Illinois, Kansas	702
	Larry Hunter	Wittenberg, Ohio, Western Carolina	702
32.	Mike Montgomery	Montana, Stanford, California	677
33.	Denny Crum	Louisville	675
34.	Gary Williams	American, Boston College, Ohio State, Maryland	668
35.	Dana Altman	Marshall, Kansas State, Creighton, Oregon	665
36.	John Wooden	Indiana State, UCLA	664
37.	Jim Larrañaga	American Int'l (MA), Bowling Green, George Mason, Miami	658
38.	Ralph Miller	Wichita State, Iowa, Oregon State	657
39.	Lon Kruger	six schools (currently at Oklahoma)	655
40.	Tom Penders	seven schools	649
41.	Gene Bartow	six schools	647
	Rick Pitino	Hawaii, Boston U., Providence, Kentucky, Louisville	647
43.	Billy Tubbs	Southwestern (TX), Lamar (2x), Oklahoma, TCU	641
44.	Homer Drew	Bethel (IN), Indiana-South Bend, Valparaiso	640
45.	Marv Harshman	Pacific Lutheran (WA), Washington St., Washington	637
46.	Kelvin Sampson	Montana Tech, Washington St. Oklahoma, Indiana, Houston	636
47.	Hugh Durham	Florida State, Georgia, Jacksonville	633
48.	Greg Kampe	Oakland	626
49.	Tom Izzo	Michigan State	624
	Norm Sloan	Presbyterian, The Citadel, Florida (2x), NC State	624
51.	Tubby Smith	seven schools (currently at High Point)	621
52.	Stew Morrill	Montana, Colorado State, Utah State	620
53.	Ben Braun	Siena Heights (MI), Eastern Michigan, California, Rice	615
54.	Steve Alford	six schools (currently at Nevada)	603

ATHLETICS COMMUNICATIONS

Associate Director of Communications (MBB Primary)

Phone C: 609-802-3674 / O: 305-284-3249
Email alexschwartz@miami.edu
Twitter @AlexJSchwartz

Communications Assistant (MBB Co-Secondary)

Phone / Email C: 786-423-1320 / ashleigh.young@miami.edu
Kevin Ivany

Communications Assistant (MBB Co-Secondary)

Phone / Email C: 305-389-6612 / ksi9@miami.edu
Twitter @CanesHoops | @MiamiHurricanes
Instagram @CanesHoops | @MiamiHurricanes
Facebook /CanesHoops | /MiamiHurricanes
Coach Larrañaga & Blake James Twitter @CanesCoachL | @CanesAllAccess



HEAD COACH JIM LARRAÑAGA

NINTH SEASON AT MIAMI | 36TH SEASON OVERALL

Alma Mater: Providence, 1971 | Hometown: Bronx, N.Y.

LARRAÑAGA'S CAREER

1971-76	Davidson Assistant Coach
1976-77	Geronemo BC Player/Coach
1977-79	American Int'l Head Coach
1979-86	Virginia Assistant Coach
1986-97	Bowling Green Head Coach
1997-2011	George Mason Head Coach
2011-pres.	Miami Head Coach

EDUCATION

Archbishop Molloy High School, 1967
Providence College, 1971 (B.A. Economics)

NCAA APPEARANCES

1999 - George Mason - First Round
 2001 - George Mason - First Round
 2006 - George Mason - Final Four
 2008 - George Mason - First Round
 2011 - George Mason - Second Round
 2013 - Miami - Sweet 16
 2016 - Miami - Sweet 16
 2017 - Miami - First Round
 2018 - Miami - First Round

NIT APPEARANCES

1990 - Bowling Green - First Round
 1991 - Bowling Green - First Round
 1997 - Bowling Green - First Round
 2002 - George Mason - Opening Round
 2004 - George Mason - Round of 16
 2009 - George Mason - First Round
 2012 - Miami - Round of 16
 2015 - Miami - Final

CIT APPEARANCES

2010 - George Mason - First Round

PLAYING CAREER

Archbishop Molloy High School, 1963-67
 Providence College, 1968-71
 1971 NBA Draft sixth-round pick (Detroit)
 Geronemo BC (Belgium), 1976-77

NATIONAL COACHING HONORS

Associated Press - 2013
 Naismith - 2013
 Rupp - 2013
 USBWA Henry Iba - 2013
 Clair Bee - 2006

REGION COACHING HONORS

USBWA District IV - 2016, 2013 (2x)
 NABC All-District II - 2013

CONFERENCE COACHING HONORS

ACC - 2016, 2013 (2x)
 CAA - 2011, 1999 (2x)
 MAC - 1997

TEAM SUCCESS

18 postseason appearances (six at Miami)
 Nine NCAA Tournament beths (four at Miami)
 Eight NIT appearances (two at Miami)
 12 20-win campaigns (six at Miami)
 21 10-win conference seasons (six at Miami)

In his eight seasons at the University of Miami, head coach Jim Larrañaga has led the Hurricanes to four NCAA Tournament appearances, including two trips to the Sweet 16, and won the 2013 ACC regular-season and tournament titles. He has been named the Associated Press, Naismith, USBWA and Henry Iba National Coach of the Year, twice was both the ACC and USBWA District Coach of the Year and was the 2013 NABC District Coach of the Year.

Larrañaga has posted three 25-win seasons at UM – the only Miami coach to do so – and five in his career. He also has recorded six 20-win campaigns at Miami and 12 in his career. In conference action, the Canes have won nine or more league games in six of eight seasons, while prior to Larrañaga's arrival, Miami had never won more than eight ACC games in a season. Larrañaga has helped the Canes to 18 postseason victories, including four in the NCAA Tournament (three appearances), nine in the ACC Tournament (eight) and five in the NIT (two).

Miami's 47 total road wins in the past seven seasons are tied for the third-most among league teams and in that time the Canes are tied for fourth in conference wins (80), fourth in ACC road victories (31) and fifth in ACC home victories (49). In the six years prior to Larrañaga's arrival, when the ACC had only 12 teams, Miami was tied for ninth in ACC victories (36) and won just 10 total ACC road games.

Miami has seen unprecedented fan interest in the program under Larrañaga. For the third straight season in 2017-18, Miami sold out its season-ticket allotment at the Watsco Center. The 2015-16 season marked the first time in Miami Hurricanes' history that any team sold out of season tickets.

Miami played in its fourth NCAA Tournament in the past six years in 2017-18, claiming a No. 6 seed in the South Region. The Hurricanes tied for third in the ACC and finished the season with a 22-10 mark, including an 11-7 record in conference play. The Canes were nationally ranked for 15 weeks, reaching as high as No. 6 in the polls.

Freshman Lonnie Walker IV was named Honorable Mention All-ACC, becoming the first freshman all-conference honoree in program history. He also was named to the ACC All-Freshman Team. Miami earned road wins over then-No. 12 Minnesota and then-No. 9 North Carolina, the fourth straight year and the sixth time in Larrañaga's seven seasons that the Canes defeated two or more top-15 teams.

The 2015-16 Hurricanes played their way into the NCAA Tournament's Sweet 16 for the second time in four seasons, and just the third time in school history.

In 2012-13, Larrañaga helped Miami to a No. 2 national ranking by both the AP and USA TODAY and a No. 2 seed in the NCAA tournament. At the time, he was the 10th coach in the last 10 years to lead two top-10 programs, as Miami was No. 2 on Feb. 18, 2013, and George Mason was No. 8 in the final Top 25 poll in 2006.

Individually, Shane Larkin earned the ACC Player of the Year and Lute Olson National Player of the Year awards, as well as All-American status and finalist nods for the Bob Cousy, John Wooden and James Naismith player of the year honors before declaring early for the 2013 NBA Draft. Larkin was also the ACC Tournament MVP, on the ACC All-Defensive Team and a Defensive All-American. Durand Scott was the ACC Defensive Player of the Year.

Larrañaga came to Miami after serving as the head coach at George Mason for 14 seasons. He guided the program to five NCAA Tournament appearances (1999, 2001, 2006, 2008, 2011), including an unprecedented run to the 2006 Final Four that captured the nation's attention, as the Patriots defeated Michigan State, North Carolina, Wichita State and UConn along the way. Following that run, Larrañaga was selected the 2006 Clair Bee National Coach of the Year.

Larrañaga built the George Mason program

LARRAÑAGA'S CAREER RECORDS

School	Years	Overall	Conf.
American International	1977-79 (2)	27-26	n/a
Bowling Green	1986-97 (11)	170-144	101-85
George Mason	1997-2011 (14)	273-164	165-79
Miami	2011-pres. (9)	188-109	85-72
Overall	36	658-443	351-236

WINNINGEST ACTIVE COACHES AT MAJOR SCHOOLS (600+ VICTORIES)

Rank	Name	School	Wins
1.	Mike Krzyzewski	Duke	1,154
2.	Jim Boeheim	Syracuse	960
3.	Roy Williams	North Carolina	881
4.	Bob Huggins	West Virginia	878
5.	Cliff Ellis	Coastal Carolina	777
6.	John Calipari	Kentucky	728
7.	Rick Barnes	Tennessee	706
8.	Bill Self	Kansas	702
9.	Dana Altman	Oregon	665
10.	Jim Larrañaga	Miami	658
11.	Lon Kruger	Oklahoma	655
12.	Kelvin Sampson	Houston	636
13.	Greg Kampe	Oakland	626
14.	Tom Izzo	Michigan State	624
15.	Tubby Smith	High Point	621
16.	Steve Alford	Nevada	603

List includes games played through Feb. 16, 2020



into a perennial contender in the highly-regarded Colonial Athletic Association, winning more games than any other coach in program and conference history (273) en route to three conference titles (1999, 2001, 2008).

In 2006, Larrañaga became the first coach at a mid-major school to take his team to the Final Four in 27 years and earned the CAA's first NCAA tournament at-large berth in 20 years. Along the way, he led Mason to a school record in wins, its first-ever national ranking, its first-ever appearance in the Top 10 and its first wins over Top 10 teams.

Larrañaga served as the head coach at Bowling Green for 11 seasons (1986-1997) and at Division II American International for two seasons (1977-79).

At Bowling Green, he made an immediate impact in his first season. In 1986-87, the Falcons were the nation's most improved team under a first-year head coach that took over a program with a losing record, posting a 15-14 record for an eight-game improvement over the previous season. Larrañaga went on to record a 170-144 mark in 11 years at Bowling Green, earning 1997 Mid-American Conference Coach of the Year honors after leading Bowling Green to a 22-10 record, a conference regular season co-championship and a berth in the NIT. The 22 victories were the most by a Bowling Green team in 47 years and the 13 conference wins were the second-highest total in BGSU history.

Larrañaga's 170 victories at Bowling Green ranked second all-time on the Falcons' coaching list and he was only the second coach to record consecutive postseason appearances. Larrañaga led his squad to NIT berths in 1990 (18-11) and again in 1991 (17-13), the first time the Falcons enjoyed back-to-back postseason appearances since the early '60s. Bowling Green won better than 60 percent of its games in Larrañaga's last four years, recording a 70-44 mark during that stretch. The Falcons finished fourth or better in the MAC in five of Larrañaga's 11 seasons and he is among the winningest coaches in MAC history.

Larrañaga received his first head coaching position in 1977 when he was named to the post at American International, a Division II program in Springfield, Mass. Taking over a team that had suffered through five consecutive losing seasons prior to his arrival, Larrañaga turned AIC into a winning program in his first year and compiled a 28-25 mark in two seasons.

Larrañaga's first coaching opportunity came at Davidson College from 1971-76, serving as an assistant coach to Terry Holland. Davidson captured three Southern Conference regular-season championships and an NIT berth in his five years there, and he compiled a 47-12 record doubling as the freshman team coach. In 1976, he left Davidson and spent one season as player-coach for the Geronimo Basketball Club in Belgium.

After his two-year stint at American International, Larrañaga was reunited with Holland at the University of Virginia in April 1979. An assistant coach under Holland at UVA for seven seasons from 1979-86, he helped the Cavaliers reach the NCAA Final Four on two occasions (1981 and 1984), finish in the top five of the AP and UPI polls and average more than 24 victories per season. The Cavaliers were 169-62, won three regular-season Atlantic Coast Conference championships and made four NCAA Tournament appearances in that span. Virginia also made a pair of NIT appearances, winning the NIT Championship in 1980. Larrañaga was on the staff during the careers of three-time National Player of the Year Ralph Sampson and NBA first-round draft choice Olden Polynice.

A 1971 graduate of Providence College with a degree in economics, Larrañaga was a four-year letterman for the Friars. As the team captain in his senior season, he led Providence to a 20-8 record and an NIT appearance. He graduated as the school's fifth all-time leading scorer with 1,258 points and was selected in the sixth round of the draft by the Detroit Pistons of the National Basketball Association. He was the team's top scorer as a sophomore and junior and was named New England's Division I Sophomore of the Year in 1969. He was inducted into the Providence College Hall of Fame in 1991.

Larrañaga and his wife, Liz, have two sons and four grandchildren. Their son, Jay, played for his father at Bowling Green, was the head coach of the NBDL's Erie Bayhawks and is now an assistant coach with the Boston Celtics. Jon was a member of his father's George Mason teams from 1999-2003, earning first team Academic All-America honors for NCAA Division I-AAA schools.

LARRAÑAGA YEAR-BY-YEAR

Year	School	Overall	Conf.		Post-Season
		W-L	W-L	Finish	
1977-78	American Int'l	14-13			
1978-79	American Int'l	13-13			
1986-87	Bowling Green	15-14	10-6	3	
1987-88	Bowling Green	12-16	7-9	t-5	
1988-89	Bowling Green	13-15	6-10	t-6	
1989-90	Bowling Green	18-11	9-7	t-3	NIT 0-1
1990-91	Bowling Green	17-13	9-7	t-4	NIT 0-1
1991-92	Bowling Green	14-15	8-8	5	
1992-93	Bowling Green	11-16	8-10	t-6	
1993-94	Bowling Green	18-10	12-6	t-2	
1994-95	Bowling Green	16-11	10-8	t-5	
1995-96	Bowling Green	14-13	9-9	t-6	
1996-97	Bowling Green	22-10	13-5	t-1	NIT 0-1
1997-98	George Mason	9-18	6-10	6	
1998-99	George Mason	19-11	13-3	1	NCAA 0-1
1999-2000	George Mason	19-11	12-4	t-1	
2000-01	George Mason	18-12	11-5	3	NCAA 0-1
2001-02	George Mason	19-10	13-5	2	NIT 0-1
2002-03	George Mason	16-12	11-7	4	
2003-04	George Mason	23-10	12-6	3	NIT 2-1
2004-05	George Mason	16-13	10-8	6	
2005-06	George Mason	27-8	15-3	t-1	NCAA 4-1
2006-07	George Mason	18-15	9-9	5	
2007-08	George Mason	23-11	12-6	2	NCAA 0-1
2008-09	George Mason	22-11	13-5	2	NIT 0-1
2009-10	George Mason	17-15	12-6	4	CIT 0-1
2010-11	George Mason	27-7	16-2	1	NCAA 1-1
2011-12	Miami	20-13	9-7	t-4	NIT 1-1
2012-13	Miami	29-7	15-3	1	NCAA 2-1
2013-14	Miami	17-16	7-11	10	
2014-15	Miami	25-13	10-8	t-6	NIT 4-1
2015-16	Miami	27-8	13-5	t-2	NCAA 2-1
2016-17	Miami	21-12	10-8	t-7	NCAA 0-1
2017-18	Miami	22-10	11-7	t-3	NCAA 0-1
2018-19	Miami	14-18	5-13	t-11	
2019-20	Miami	13-12	5-10		
Overall		658-443	351-236		16-18

NOTABLE NBA PLAYERS COACHED

Name	School
Lee Blanks	Virginia
Frank Booker	Bowling Green
Bruce Brown, Jr.	Miami
Rick Carlisle	Virginia
Antonio Daniels	Bowling Green
Dewan Hernandez	Miami
DeQuan Jones	Miami
Jeff Jones	Virginia
Andrew Kennedy	Virginia
Jeff Lamp	Virginia
Shane Larkin	Miami
Lewis Latimore	Virginia
Sheldon Mac	Miami
Trey McKinney Jones	Miami
Jason Miskiri	George Mason
Olden Polynice	Virginia
Lee Raker	Virginia
Davon Reed	Miami
Ralph Sampson	Virginia
Tom Sheehy	Virginia
Clinton Venable	Bowling Green
Lonnie Walker IV	Miami
Othell Wilson	Virginia

STUDENT-ATHLETE HONORS

AT MIAMI

One All-American
One USBWA District IV selection
One Basketball Times All-District honoree
One ACC Player of the Year
One ACC Defensive Player of the Year
One ACC Skip Prosser Award winner
One ACC Tournament MVP
Two ACC All-Rookie Team selections
Three NABC Honors Court designees
Four Preseason All-ACC Team choices
Five ACC All-Defensive Team honorees
Five ACC Rookies of the Week
Six ACC All-Tournament picks
Seven ACC Players of the Week
Eight NBA players (five drafted)
15 All-ACC Team selections

PRIOR TO MIAMI

Two All-Americans
Two MAC Freshman of the Year honorees
Three Dean Ehlers Award winners
Four MAC All-Freshman Team picks
Eight CAA All-Rookie Team choices
Nine CAA All-Defensive Team picks
12 All-MAC Team selections
28 All-CAA Team designees



HARLOND BEVERLY

FRESHMAN | GUARD | 6-4 | 186

#5

Detroit, Mich. | Montverde Academy (Fla.)

- 20-Point Games: One (one in 2019-20)
- 10-Point Games: Eight (all in 2019-20)
- Five-Assist Games: Four (all in 2019-20)
- Size, skill and versatility give Miami the flexibility to play him at multiple positions on both offense and defense
- Brings a genuine, youthful enthusiasm to the team and is fun for everyone to be around and play basketball with
- Logged 15 points on 6-of-11 shooting at UCF (11/12) in the first road game of his college career
- One of two players at the Charleston Classic to attempt six-plus free throws and make all of them, along with UConn's Christian Vital
- With six assists against Coppin State (12/21), became the first Miami freshman to tally at least five in a game since Chris Lykes did so against Pittsburgh on 1/31/18
- Limited to three minutes at No. 13/11 Louisville (1/7) due to upper back spasms
- Earned his first collegiate start at North Carolina (1/25) in place of the injured Chris Lykes
- In his first home start, scored six points in the final 42 seconds to help Miami to a win over Virginia Tech (1/28), tied his career highs in assists (six) and steals (three), plus set a new top mark in ACC points (13)
- Logged 20 points on 7-of-12 shooting in 40 minutes of action against NC State (2/5), becoming the first Miami freshman to tally 20 points in a game since 1/27/18 when Lonnie Walker IV had 23 versus Florida State
- Became the fifth Miami true freshmen--then-11th total showing--with a 20-point game in the program's ACC era (2004-05 to present), joining Lonnie Walker IV (three), Bruce Brown, Jr., (three), Durand Scott (three) and Dwayne Collins (one)
- Including redshirt freshmen, was the seventh--then-13th total performance--rookie to post a 20-point game since Miami joined the ACC, as Deandre Burnett (one) and Reggie Johnson (one) also did so
- Stuffed the stat sheet in the win over Boston College (2/12), posting nine points, a career-high seven rebounds and career-high-tying six assists, while making all of his shots from the floor and the line

2019-20				
Opposition	P	R	A	
Louisville	9	1	2	
Florida Atlantic	14	3	4	
at UCF	15	1	4	
Quinnipiac	10	3	3	
vs. Missouri State	6	1	1	
vs. Florida	2	2	1	
vs. UConn	7	3	3	
at Illinois	2	0	0	
Alabama A&M	12	4	3	
vs. Temple	6	0	1	
Coppin State	3	4	6	
at Clemson	3	3	1	
Duke	6	1	1	
at Louisville	2	0	0	
Pittsburgh	6	1	5	
at NC State	6	0	0	
Florida State	8	3	3	
at Duke	0	2	3	
at North Carolina	9	3	2	
Virginia Tech	13	4	6	
at Pittsburgh	11	5	2	
NC State	20	3	3	
at Florida State	14	2	1	
Boston College	9	7	6	
Wake Forest	2	2	3	
at Virginia Tech	-	-	-	
at Notre Dame	-	-	-	
at Georgia Tech	-	-	-	
Virginia	-	-	-	
Syracuse	-	-	-	

BEVERLY CAREER / SEASON HIGHS

Points

Career: 20, vs. NC State, 2/5/20
Season: 20, vs. NC State, 2/5/20
ACC: 20, vs. NC State, 2/5/20

Rebounds

Career: 7, vs. Boston College, 2/12/20
Season: 7, vs. Boston College, 2/12/20
ACC: 7, vs. Boston College, 2/12/20

Assists

Career: 6*, vs. Boston College, 2/12/20
Season: 6*, vs. Boston College, 2/12/20
ACC: 6*, vs. Boston College, 2/12/20

Steals

Career: 3*, vs. Virginia Tech, 1/28/20
Season: 3*, vs. Virginia Tech, 1/28/20
ACC: 3*, vs. Virginia Tech, 1/28/20

Blocked Shots

Career: 2, vs. Pittsburgh, 1/12/20
Season: 2, vs. Pittsburgh, 1/12/20
ACC: 2, vs. Pittsburgh, 1/12/20

Field Goals Made

Career: 7, vs. NC State, 2/5/20
Season: 7, vs. NC State, 2/5/20
ACC: 7, vs. NC State, 2/5/20

Field Goal Attempts

Career: 13*, at Florida State, 2/8/20
Season: 13*, at Florida State, 2/8/20
ACC: 13, at Florida State, 2/8/20

Free Throws Made

Career: 8, at Florida State, 2/8/20
Season: 8, at Florida State, 2/8/20
ACC: 8, at Florida State, 2/8/20

Free Throw Attempts

Career: 10, at Florida State, 2/8/20
Season: 10, at Florida State, 2/8/20
ACC: 10, at Florida State, 2/8/20

3-Point Field Goals Made

Career: 2*, vs. Quinnipiac, 11/16/19
Season: 2*, vs. Quinnipiac, 11/16/19
ACC: 1*, vs. Boston College, 2/12/20

3-Point Field Goal Attempts

Career: 7, at Pittsburgh, 2/2/20
Season: 7, at Pittsburgh, 2/2/20
ACC: 7, at Pittsburgh, 2/2/20

Minutes

Career: 40, vs. NC State, 2/5/20
Season: 40, vs. NC State, 2/5/20
ACC: 40, vs. NC State, 2/5/20

* Recorded more than once with most recent listed

High School: Graduated from Montverde Academy (Fla.) ... Consensus four-star recruit ... Tabbed as the No. 42 recruit nationally by Rivals, including ninth among shooting guards ... Ranked No. 69 in the country by 247Sports and No. 55 by ESPN ... Averaged 14.0 points per game in his lone year at Montverde, aiding the team to a 22-3 record and a No. 4 spot in the USA TODAY Super 25 Expert Rankings ... Scored a team-high 23 points in the GEICO Nationals semifinals against national champion IMG Academy ... Led Southfield Christian (Mich.) to the Class D state championship during his junior season, tallying 23 points, seven rebounds, four assists, eight blocks and six steals in the title game ... Earned Associated Press Class D Player of the Year honors after averaging 16 points, six rebounds, six assists and three steals per game ... Helped his team to the Class D semifinals as a sophomore .. Attended University of Detroit Jesuit as a freshman and scored 51 points in a junior varsity game... Former Montverde basketball players include RJ Barrett, Jordan Caroline, Joel Embiid, Dakari Johnson, Luc Richard Mbah a Moute, D'Angelo Russell and Ben Simmons.

Personal: Full name is Harlond Terrill Beverly ... Goes by "H" ... Born May 31, 2001 ... Parents are Clayton and Rebecca Holmes ... Father works for an energy company and mother works in a senior citizen community ... Has a younger sister, Madison ... Majoring in finance ... Favorite athlete is CJ McCollum ... Best sports memory is playing in the 2019 GEICO Nationals ... Committed to Miami over Georgia, Indiana, Kansas and Michigan State.

CAREER STATISTICS				Total			3-Point			Free Throws			Rebounds				Scoring								
Year	GP	GS	Min	Avg	FG	FGA	Pct	FG	FGA	Pct	FT	FTA	Pct	Off	Def	Tot	Avg	PF	FO	Ast	TO	Blk	Stl	Pts	Avg
2019-20	25	5	535	21.4	71	174	.408	14	54	.259	39	51	.765	9	49	58	2.3	45	0	64	66	5	19	195	7.8
TOTAL	25	5	535	21.4	71	174	.408	14	54	.259	39	51	.765	9	49	58	2.3	45	0	64	66	5	19	195	7.8



NYSIER BROOKS

SENIOR | CENTER | 6-11 | 245

#3

Philadelphia, Pa. | Cincinnati | Advanced Prep International (Texas)

- 10-Point Games: 14 (13 in 2018-19 at Cincinnati)
- 10-Rebound Games: Six (six in 2018-19 at Cincinnati)
- As big and strong as he is, his greatest attribute is his ability to communicate and make teammates/team better
- Expected to help elevate the Hurricanes on a national level once eligible
- Played against current Miami teammate Keith Stone on 12/9/18 when Brooks was at Cincinnati and Stone was at Florida

As a Junior at Cincinnati (2018-19): Started all 35 games, averaging 8.1 points, 6.3 rebounds and 1.5 blocks in 22.9 minutes ... Ranked among the AAC leaders in blocks (third at 1.5), offensive rebounds (fourth at 2.7) and rebounds (11th at 6.3) ... Posted three double-doubles ... Led the Bearcats in rebounds in 15 games ... Recorded at least two blocks in 17 games ... Scored 17 points on 5-of-8 shooting from the field and 7-of-8 shooting from the free throw line with eight rebounds against South Carolina State (12/22) ... Matched a career high, scoring 17 points on 6-of-8 shooting against UConn (1/12) ... Matched a career high with five blocks against Wichita State (2/17) ... Grabbed a career-high 12 rebounds against SMU (2/27) and Memphis (3/2) ... Tallied 16 points on 6-of-8 shooting with six rebounds and two blocks against Houston (3/10) ... Scored a team-high 13 points to go with a game-high nine rebounds against Wichita State (3/16) in the semifinals of the AAC Tournament ... Aided the Bearcats to a 28-7 (14-4 AAC) finish, including winning the AAC Tournament and reaching the NCAA Tournament.

As a Sophomore at Cincinnati (2017-18): Started two of 35 games played, averaging 2.6 points, 2.3 rebounds and 0.6 blocks in 9.7 minutes ... Pulled down three or more rebounds in 11 games ... Recorded at least one block in 10 conference games ... Blocked two shots each at No. 21 Xavier (12/2), at USF (1/13) and at Wichita State (3/4) ... Scored a season-high nine points on 3-of-3 shooting from the field in 13 minutes against Alabama State (11/27) ... Netted eight points on 4-of-5 shooting with two rebounds, a block and a steal in 12 minutes against Cleveland State (12/21) ... Tallied eight points with five rebounds in 11 minutes against ECU (1/20) ... Made his first collegiate start, pulling down a season-best eight rebounds with four points and two assists in 12 minutes against Western Carolina (11/13) ... Grabbed a team-high seven rebounds at Temple (1/4) ... Helped the Bearcats go 31-5 (16-2 AAC), sweep the AAC championships and make the NCAA Tournament Round of 32.

As a Freshman at Cincinnati (2016-17): Played in 33 games as a reserve, averaging 2.4 points, 1.6 rebounds and 0.7 blocks in 8.5 minutes ... Scored 10 points on 4-of-5 shooting with four rebounds and three blocks against Samford (11/23) ... Had eight points with three rebounds against Fairleigh Dickinson (12/17) ... Recorded a season-best five blocks with four rebounds at East Carolina (1/15) ... Tallied eight points in a season-high 16 minutes against USF (1/29) ... Grabbed a season-high five rebounds at UConn (3/5) ... Earned the Legion of Excellence award for the highest GPA (3.5) on the men's basketball team ... Cincinnati finished 30-6 (16-2 AAC) and advanced to the second round of the NCAA Tournament.

High School: Graduated from Advanced Prep International (API) in Dallas ... Tabbed as a three-star prospect by 247Sports, ESPN and Rivals ... Considered the No. 207 recruit nationally by 247Sports, as well as No. 213 on its composite list ... Averaged eight points, eight rebounds and two blocks in his lone year at API, helping the team go 34-7 and win the league title ... Helped the team finish No. 24 in the USA TODAY Super 25 Expert Rankings, alongside teammate Terrance Ferguson, the No. 21 pick in the 2017 NBA Draft ... Attended Life Center Academy (N.J.) as a junior, tallying 12 points and eight rebounds per game while playing for the No. 1 pick in the 1989 NBA Draft, Pervis Ellison ... Went to Archbishop Carroll (Pa.) as a sophomore and Imhotep Charter (Pa.) as a freshman, claiming the Class AAA state title at the latter.

Personal: Full name is Nysier Ta-Jhon Brooks ... Goes by Nas ... First name is pronounced Nah-SEER... Born Dec. 5, 1996 ... Parents are John Walter Mitchell and Monique Brooks ... Guardian is James Johns ... Has 10 siblings (two older sisters, three younger sisters and five younger brothers) ... Majoring in criminology with a minor in sociology ... Career goal is to be a children's psychologist ... Enjoys giving back to the youth in his community ... Made the Dean's List in two of his three years at Cincinnati ... Favorite athlete is Russell Westbrook because of his activity on the court and determination to be the best ... Best sports memory is getting a late-game stop at Wichita State in 2018 to clinch the AAC regular season title with the Bearcats ... Chose Miami because he felt it would help him get better on and off the court, as well as allow him to build a resume and gain the tools he needs for the workplace when he is done with basketball ... Committed to Miami over Baylor, Georgia, LSU, Texas Tech, UCLA, Virginia Tech and West Virginia.

2018-19 (at Cincinnati)			
Opposition	P	R	A
Ohio State	7	6	0
North Carolina Central	5	7	1
Milwaukee	12	10	0
Western Michigan	15	10	1
vs. George Mason	3	3	0
vs. Ole Miss	4	4	1
Arkansas-Pine Bluff	6	3	0
at UNLV	9	4	0
Northern Kentucky	10	2	0
Xavier	4	4	0
at Mississippi State	9	8	0
UCLA	14	6	3
South Carolina State	17	8	0
Tulane	0	2	1
at East Carolina	15	0	0
at Tulsa	2	4	1
UConn	17	6	1
USF	10	6	1
at Wichita State	8	10	0
Tulsa	8	7	0
at Temple	2	6	0
SMU	10	5	1
at Memphis	0	5	1
at Houston	7	10	0
Wichita State	3	6	0
UCF	9	7	0
at UConn	4	5	0
at SMU	8	12	0
Memphis	13	12	0
at UCF	2	3	0
Houston	16	6	1
vs. SMU	7	8	1
vs. Wichita State	13	9	0
vs. Houston	2	7	0
vs. Iowa	11	5	0

2017-18 (at Cincinnati)			
Opposition	P	R	A
Savannah State	3	7	0
Western Carolina	4	8	2
Coppin State	2	2	1
vs. Buffalo	2	2	0
vs. Richmond	2	1	0
vs. Wyoming	2	2	0
Alabama State	9	1	0
at Xavier	0	0	0
vs. Florida	2	2	0
Mississippi State	0	1	0
at UCLA	2	1	0
Arkansas-Pine Bluff	7	1	0
Cleveland State	8	2	1
Memphis	6	3	0
at Temple	2	7	0
SMU	0	2	0
at USF	6	2	0
at UCF	2	0	0
East Carolina	8	5	1
Temple	0	2	0
at Memphis	0	2	0
Houston	6	0	0
at UConn	0	0	0
UCF	3	6	0
at SMU	4	5	1
at Houston	0	5	0
Wichita State	0	0	0
UConn	2	3	1
Tulsa	0	0	0
at Tulane	4	3	0
at Wichita State	0	3	0
vs. SMU	6	1	0
vs. Memphis	0	0	0
vs. Houston	0	1	0
vs. Georgia State	0	1	1
vs. Nevada	-	-	-

2016-17 (at Cincinnati)			
Opposition	P	R	A
Brown	1	1	0
Albany	1	1	1
vs. Rhode Island	1	0	0
vs. Penn State	0	1	0
Samford	10	4	0
Lipscomb	5	0	0
at Iowa State	2	4	0
Bowling Green	6	1	0
at Butler	0	0	0
Texas Southern	6	2	0
Farleigh Dickinson	8	3	0
Marshall	2	0	0
at Temple	0	2	0
Tulane	5	1	0
at Houston	0	1	0
SMU	0	0	0
at East Carolina	2	4	0
Temple	2	1	0
at Tulane	0	3	1
Xavier	4	3	0
USF	-	-	-
at Tulsa	-	-	-
UConn	-	-	-
UCF	8	1	0
at SMU	0	0	0
at USF	1	1	0
Tulsa	3	2	0
Memphis	4	2	0
at UCF	2	1	0
Houston	0	2	0
at UConn	0	0	0
vs. Tulsa	0	3	0
at UConn	3	5	0
vs. SMU	0	2	0
vs. Kansas State	1	1	0
vs. UCLA	2	1	0

BROOKS CAREER / SEASON HIGHS (Recorded at University of Cincinnati)

Points	
Career:	17*, vs. UConn, 1/13/19
Season:	N/A
ACC:	N/A
Rebounds	
Career:	12*, vs. Memphis, 3/3/19
Season:	N/A
ACC:	N/A
Assists	
Career:	3, vs. UCLA, 12/20/18
Season:	N/A
ACC:	N/A
Steals	
Career:	3, at Tulsa, 1/10/19
Season:	N/A
ACC:	N/A
Blocked Shots	
Career:	5, vs. Wichita State, 2/17/19
Season:	N/A
ACC:	N/A
Field Goals Made	
Career:	6*, vs. Houston, 3/10/19
Season:	N/A
ACC:	N/A
Field Goal Attempts	
Career:	12, at SMU, 2/27/19
Season:	N/A
ACC:	N/A
Free Throws Made	
Career:	7, vs. South Carolina State, 12/22/18
Season:	N/A
ACC:	N/A
Free Throw Attempts	
Career:	9, at East Carolina, 1/5/19
Season:	N/A
ACC:	N/A
3-Point Field Goals Made	
Career:	N/A
Season:	N/A
ACC:	N/A
3-Point Field Goal Attempts	
Career:	N/A
Season:	N/A
ACC:	N/A
Minutes	
Career:	36*, vs. Houston, 3/17/19
Season:	N/A
ACC:	N/A

* Recorded more than once with most recent listed
^ AAC Tournament

CAREER STATISTICS					Total		3-Point			Free Throws			Rebounds				Scoring									
Year	GP	GS	Min	Avg	FG	FGA	Pct	FG	FGA	Pct	FT	FTA	Pct	Off	Def	Tot	Avg	PF	FO	Ast	TO	Blk	Stl	Pts	Avg	
2016-17*	33	0	279	8.5	28	53	.528	0	0	.000	23	40	.575	20	33	53	1.6	55	1	2	19	22	4	79	2.4	
2017-18*	35	2	340	9.7	38	77	.494	0	0	.000	16	29	.552	32	49	81	2.3	54	0	8	22	20	12	92	2.6	
2018-19*	35	35	802	22.9	99	185	.535	0	0	.000	84	133	.632	94	127	221	6.3	114	6	14	31	51	13	282	8.1	
2019-20	-	-	-	-	-	-	-	-	-	-	-	-	-	-	-	-	-	-	-	-	-	-	-	-	-	
TOTAL	103	37	1421	13.8	165	315	.524	0	0	.000	123	202	.609	146	355	501	4.9	223	7	24	72	93	29	453	4.4	
* - at University of Cincinnati																										

* - at University of Cincinnati



DENG GAK

REDSHIRT SOPHOMORE | FORWARD | 6-10 | 222

#22

Sydney, Australia | Blair Academy (N.J.)

- Suffered a season-ending injury to his right knee in practice the week before the Illinois (12/2) game and will miss the remainder of the 2019-20 season
- Missed the final 24 games of the 2018-19 season due to a serious left knee injury that needed surgery
- Height and length are exactly what Miami needs to protect the rim when the defense breaks down
- Offensive game is steadily improving
- Played against his brother, Gorjok, a redshirt junior center, in a competitive game for the first time in his life when Miami met Florida (11/22) in the Charleston Classic

As a Redshirt Freshman (2018-19): Played in eight games, including making one start ... Suffered season-ending left knee injury on Dec. 1 against Yale ... Played at least 11 minutes off the bench in each of his eight games ... Recorded six rebounds and three blocks in 14 minutes of action in his Miami debut against Lehigh (11/9) ... Scored first college points in win over Stephen F. Austin (11/13) ... Made first college start against Yale (12/1), scored five points in season-high 19 minutes.

As a Freshman (2017-18): Redshirted and did not compete.

High School: 2017 Jordan Brand Classic Regional Team ... Ranked No. 91 nationally by ESPN, including No. 16 among power forwards and first in New Jersey ... Joined current Hurricane Dejan Vasiljevic on the Australian U19 team, averaging 4.0 points, 4.1 rebounds and 0.7 blocks for the Emus at the 2015 FIBA World Championship ... Played high school basketball at Australia's Centre of Excellence before attending Blair Academy in New Jersey ... Other Blair grads include NBA players Luol Deng, Charlie Villanueva and Royal Ivey ... Played on the AAU circuit for the PSA Cardinals ... Pangos All-American Camp Top 30 Cream of the Crop Game ... A long shot blocker who protects the rim with his 7-foot-5-inch wingspan ... A versatile big man who can run the floor and hit the mid-range jump shot ... Chose Miami over Connecticut, Florida and Kansas.

Personal: Born in Cairo and moved to Australia at three months old ... Of Dinka descent ... Older brother, Gorjok, plays basketball at Florida ... Moved to New Jersey in the fall of 2015 to begin his career at Blair Academy ... Majoring in sociology with a minor in sport administration.

2019-20				
Opposition	P	R	A	
Louisville	2	2	0	
Florida Atlantic	0	0	0	
at UCF	4	2	0	
Quinnipiac	4	4	0	
vs. Missouri State	0	0	0	
vs. Florida	4	3	0	
vs. UConn	0	3	1	
at Illinois	-	-	-	
Alabama A&M	-	-	-	
vs. Temple	-	-	-	
Coppin State	-	-	-	
Duke	-	-	-	
at Louisville	-	-	-	
Pittsburgh	-	-	-	
at NC State	-	-	-	
Florida State	-	-	-	
at Duke	-	-	-	
at North Carolina	-	-	-	
Virginia Tech	-	-	-	
at Pittsburgh	-	-	-	
NC State	-	-	-	
at Florida State	-	-	-	
Boston College	-	-	-	
Wake Forest	-	-	-	
at Virginia Tech	-	-	-	
at Notre Dame	-	-	-	
at Georgia Tech	-	-	-	
Virginia	-	-	-	
Syracuse	-	-	-	

2018-19				
Opposition	P	R	A	
Lehigh	0	6	1	
Stephen F. Austin	2	4	1	
Bethune-Cookman	2	3	0	
vs. La Salle	4	7	1	
vs. Fresno State	2	1	1	
vs. Seton Hall	4	3	0	
Rutgers	1	6	1	
vs. Yale	5	3	0	
at Penn	-	-	-	
Houston Baptist	-	-	-	
Florida Atlantic	-	-	-	
Campbell	-	-	-	
NC State	-	-	-	
at Louisville	-	-	-	
at Florida State	-	-	-	
Wake Forest	-	-	-	
North Carolina	-	-	-	
at Syracuse	-	-	-	
Florida State	-	-	-	
Virginia Tech	-	-	-	
at Virginia	-	-	-	
Notre Dame	-	-	-	
at North Carolina	-	-	-	
Clemson	-	-	-	
at Boston College	-	-	-	
Georgia Tech	-	-	-	
at Wake Forest	-	-	-	
at Duke	-	-	-	
Pittsburgh	-	-	-	
at Virginia Tech	-	-	-	
vs. Wake Forest	-	-	-	
vs. Virginia Tech	-	-	-	

GAK CAREER / SEASON HIGHS

Points

Career: 5~, vs. Yale, 12/1/18
 Season: 4~*, vs. Florida, 11/22/19
 ACC: 2, vs. Louisville, 11/5/19

Rebounds

Career: 7~, vs. La Salle, 11/25/18
 Season: 4, vs. Quinnipiac, 11/16/19
 ACC: 2, vs. Louisville, 11/5/19

Assists

Career: 1~*, vs. UConn, 11/24/19
 Season: 1~, vs. UConn, 11/24/19
 ACC: N/A

Steals

Career: 2, vs. Louisville, 11/5/19
 Season: 2, vs. Louisville, 11/5/19
 ACC: 2, vs. Louisville, 11/5/19

Blocked Shots

Career: 3, vs. Lehigh, 11/9/18
 Season: 2*, vs. Quinnipiac, 11/16/19
 ACC: 2, vs. Louisville, 11/5/19

Field Goals Made

Career: 2~*, vs. Florida, 11/22/19
 Season: 2~*, vs. Florida, 11/22/19
 ACC: N/A

Field Goal Attempts

Career: 6, vs. Stephen F. Austin, 1/13/18
 Season: 3, vs. Quinnipiac, 11/16/19
 ACC: N/A

Free Throws Made

Career: 3~, vs. Yale, 12/1/18
 Season: 2, at UCF, 11/12/19
 ACC: N/A

Free Throw Attempts

Career: 4~, vs. Yale, 12/1/18
 Season: 3, at UCF, 11/12/19
 ACC: 1, vs. Louisville, 11/5/19

3-Point Field Goals Made

Career: N/A
 Season: N/A
 ACC: N/A

3-Point Field Goal Attempts

Career: 1, vs. Lehigh, 11/9/18
 Season: N/A
 ACC: N/A

Minutes

Career: 20~, vs. UConn, 11/24/19
 Season: 20~, vs. UConn, 11/24/19
 ACC: 12, vs. Louisville, 11/5/19

* Recorded more than once with most recent listed
 ~ Regular season game at neutral site

CAREER STATISTICS					Total			3-Point			Free Throws			Rebounds				Scoring							
Year	GP	GS	Min	Avg	FG	FGA	Pct	FG	FGA	Pct	FT	FTA	Pct	Off	Def	Tot	Avg	PF	FO	Ast	TO	Blk	Stl	Pts	Avg
2017-18	DNP																								
2018-19	8	1	117	14.6	8	24	.333	0	1	.000	4	10	.400	16	17	33	4.1	15	0	5	3	9	1	20	2.5
2019-20	7	0	84	12.0	5	8	.625	0	0	.000	2	6	.333	4	10	14	2.0	7	0	1	2	4	4	12	1.7
TOTAL	15	1	201	13.4	13	32	.406	0	1	.000	6	16	.375	20	27	47	3.1	22	0	6	5	13	5	32	2.1



FILIPPOS GKOGKOS

FRESHMAN | GUARD | 6-3 | 193

#13

Athens, Greece | International School of Bucharest (Romania)

- A brilliant student who has added an energetic personality to the team
- Solid shooter and ball-handler
- After playing five total minutes in the first 18 games of his career, saw six minutes of action at North Carolina (1/25)

High School: Graduated from the International School of Bucharest in Romania ... Played for Ka Sam Basketball Club ... Aided his team to a third-place finish in the Romanian Basketball Federation tournament in 2019 ... Ranked as a top-five player in the league after averaging 23 points, 12 rebounds and four assists per game ... Helped his team finish second in 2018 after tallying 20 points, 11 boards and five assists per contest ... Finished in fourth place in Romania in 2017 and took second in 2016 ... Competed in national and international fencing tournaments, including winning the Romanian U16 title in 2017 and U17 crown in 2018, as well as the Greek U20 championship in 2018 ... High school prefect and high honors receipt for his academic success.

Personal: Full name is Filippou Gkogkos ... Name is pronounced Fill-EEP-Ose GO-Gose ... Goes by Filip ... Born June 16, 2001 ... Parents are Anargyros Gkogkos and Theano Milla ... Father is a business executive and mother owns a company ... Has an older brother, Alexandros ... Intends to major in finance ... Favorite athlete is LeBron James because of his athletic ability, accomplishments, community involvement and personality ... Best sports memory is winning the Romanian national title in 2015, the year before starting high school ... Chose Miami because of its great business school, receiving an academic scholarship and the opportunities the University provides ... Also considered attending Drexel, Hofstra, North Carolina and San Diego.

2019-20				
Opposition	P	R	A	
Louisville	-	-	-	
Florida Atlantic	-	-	-	
at UCF	-	-	-	
Quinnipiac	0	0	0	
vs. Missouri State	-	-	-	
vs. Florida	-	-	-	
vs. UConn	-	-	-	
at Illinois	-	-	-	
Alabama A&M	-	-	-	
vs. Temple	-	-	-	
Coppin State	0	2	0	
at Clemson	-	-	-	
Duke	-	-	-	
at Louisville	-	-	-	
Pittsburgh	-	-	-	
at NC State	0	0	0	
Florida State	-	-	-	
at Duke	0	0	0	
at North Carolina	0	0	0	
Virginia Tech	-	-	-	
at Pittsburgh	-	-	-	
NC State	-	-	-	
at Florida State	0	1	0	
Boston College	0	0	0	
Wake Forest	-	-	-	
at Virginia Tech	-	-	-	
at Notre Dame	-	-	-	
at Georgia Tech	-	-	-	
Virginia	-	-	-	
Syracuse	-	-	-	

GKOGKOS CAREER / SEASON HIGHS

Points

Career: N/A

Season: N/A

ACC: N/A

Rebounds

Career: 2, vs. Coppin State, 12/21/19

Season: 2, vs. Coppin State, 12/21/19

ACC: 1, at Florida State, 2/8/20

Assists

Career: N/A

Season: N/A

ACC: N/A

Steals

Career: 1, at North Carolina, 1/25/20

Season: 1, at North Carolina, 1/25/20

ACC: 1, at North Carolina, 1/25/20

Blocked Shots

Career: N/A

Season: N/A

ACC: N/A

Field Goals Made

Career: N/A

Season: N/A

ACC: N/A

Field Goal Attempts

Career: 2, at North Carolina, 1/25/20

Season: 2, at North Carolina, 1/25/20

ACC: 2, at North Carolina, 1/25/20

Free Throws Made

Career: N/A

Season: N/A

ACC: N/A

Free Throw Attempts

Career: N/A

Season: N/A

ACC: N/A

3-Point Field Goals Made

Career: N/A

Season: N/A

ACC: N/A

3-Point Field Goal Attempts

Career: N/A

Season: N/A

ACC: N/A

Minutes

Career: 6, at North Carolina, 1/25/20

Season: 6, at North Carolina, 1/25/20

ACC: 6, at North Carolina, 1/25/20

CAREER STATISTICS				Total			3-Point			Free Throws			Rebounds				Scoring								
Year	GP	GS	Min	Avg	FG	FGA	Pct	FG	FGA	Pct	FT	FTA	Pct	Off	Def	Tot	Avg	PF	FO	Ast	TO	Blk	Stl	Pts	Avg
2019-20	7	0	14	2.0	0	3	.000	0	0	.000	0	0	.000	1	2	3	0.4	1	0	0	0	0	1	0	0.0
TOTAL	7	0	14	2.0	0	3	.000	0	0	.000	0	0	.000	1	2	3	0.4	1	0	0	0	0	1	0	0.0



WILLIE HERENTON

JUNIOR | GUARD | 6-1 | 173

#15

Lincolnshire, Ill. | Adlai Stevenson

- Has created a solid role within the program
- Terrific practice player who may earn some playing time because of his tenacious defense and 3-point shooting ability
- Wore No. 2 as a sophomore in 2018-19

As a Sophomore (2018-19): Joined team as walk-on, but was awarded scholarship for remainder of season on Jan. 18 ... Played in 16 games, including 11 in conference action ... Hit 3-pointers in ACC play at Syracuse (1/24), Boston College (2/17) and Duke (3/2) ... Saw his first playing time in final minute of season opener against Lehigh (11/9) ... Scored first five Miami points against La Salle (11/22) ... Played two minutes, including final minute of first half, at Louisville (1/6) ... Played season-high four minutes at Boston College (2/17).

High School: Graduated from Adlai Stevenson High School ... Named First Team All-Area and First Team All-Conference by the *Daily Herald* in 2017 ... Finished as one of the top 10 scorers in Stevenson history despite only playing one year as a full-time starter (2016-17) ... Averaged 17.2 ppg during his senior season, including 19.8 ppg during conference play ... Also averaged 1.8 spg ... Shot 51.0 percent from the field and 80.0 percent at the charity stripe during his senior campaign ... Went to Whitney Young Magnet High School in Chicago his first two years of high school ... Once named Prep Hoops Player of the Week for Illinois ... Played in every AAU Basketball National since the second grade ... Was home schooled up until high school.

Personal: Parents are Rodney and Andrea Herenton, both of whom attended Harvard University ... Has two brothers, Rodney and Samuel ... Rodney is a senior on the Stanford basketball team ... Named after his grandfather, Dr. Willie Herenton, who was a five-time Golden Glove Boxing Champion and whose jersey is retired at Lemoyne-Owen College ... His grandfather was also a five-term mayor of Memphis and the first African-American mayor in the state of Tennessee ... Enjoys international travel and entrepreneurialism ... Chose Miami because it was his dream school ... Majoring in economics with a minor in marketing.

2019-20				
Opposition	P	R	A	
Louisville	-	-	-	
Florida Atlantic	-	-	-	
at UCF	-	-	-	
Quinnipiac	0	0	0	
vs. Missouri State	-	-	-	
vs. Florida	0	0	0	
vs. UConn	0	0	0	
at Illinois	-	-	-	
Alabama A&M	-	-	-	
vs. Temple	-	-	-	
Coppin State	0	0	0	
at Clemson	-	-	-	
Duke	-	-	-	
at Louisville	0	0	0	
Pittsburgh	-	-	-	
at NC State	0	0	0	
Florida State	-	-	-	
at Duke	0	0	0	
at North Carolina	6	2	1	
Virginia Tech	-	-	-	
at Pittsburgh	0	0	0	
NC State	0	0	0	
at Florida State	3	0	0	
Boston College	-	-	-	
Wake Forest	-	-	-	
at Virginia Tech	-	-	-	
at Notre Dame	-	-	-	
at Georgia Tech	-	-	-	
Virginia	-	-	-	
Syracuse	-	-	-	

2018-19				
Opposition	P	R	A	
Lehigh	0	0	0	
Stephen F. Austin	0	0	0	
Bethune-Cookman	-	-	-	
vs. La Salle	5	0	0	
vs. Fresno State	-	-	-	
vs. Seton Hall	-	-	-	
Rutgers	-	-	-	
vs. Yale	-	-	-	
at Penn	-	-	-	
Houston Baptist	-	-	-	
Florida Atlantic	0	0	0	
Campbell	-	-	-	
NC State	-	-	-	
at Louisville	0	0	0	
at Florida State	0	0	0	
Wake Forest	-	-	-	
North Carolina	-	-	-	
at Syracuse	3	0	0	
Florida State	0	0	0	
Virginia Tech	-	-	-	
at Virginia	-	-	-	
Notre Dame	-	-	-	
at North Carolina	0	0	0	
Clemson	-	-	-	
at Boston College	3	0	0	
Georgia Tech	0	1	0	
at Wake Forest	0	0	0	
at Duke	3	0	0	
Pittsburgh	0	0	0	
at Virginia Tech	0	0	0	
vs. Wake Forest	-	-	-	
vs. Virginia Tech	0	1	0	

HERENTON CAREER / SEASON HIGHS

Points

Career: 6, at North Carolina, 1/25/20
 Season: 6, at North Carolina, 1/25/20
 ACC: 6, at North Carolina, 1/25/20

Rebounds

Career: 2, at North Carolina, 1/25/20
 Season: 2, at North Carolina, 1/25/20
 ACC: 2, at North Carolina, 1/25/20

Assists

Career: 1, at North Carolina, 1/25/20
 Season: 1, at North Carolina, 1/25/20
 ACC: 1, at North Carolina, 1/25/20

Steals

Career: 1*, at North Carolina, 1/25/20
 Season: 1*, at North Carolina, 1/25/20
 ACC: 1, at North Carolina, 1/25/20

Blocked Shots

Career: N/A
 Season: N/A
 ACC: N/A

Field Goals Made

Career: 2, at North Carolina, 1/25/20
 Season: 2, at North Carolina, 1/25/20
 ACC: 2, at North Carolina, 1/25/20

Field Goal Attempts

Career: 3*, at North Carolina, 1/25/20
 Season: 3, at North Carolina, 1/25/20
 ACC: 3, at North Carolina, 1/25/20

Free Throws Made

Career: 2-, vs. La Salle, 11/22/18
 Season: 1*, at Florida State, 2/8/20
 ACC: 1*, at Florida State, 2/8/20

Free Throw Attempts

Career: 2-, vs. La Salle, 11/22/18
 Season: 1*, at Florida State, 2/8/20
 ACC: 1*, at Florida State, 2/8/20

3-Point Field Goals Made

Career: 1*, at North Carolina, 1/25/20
 Season: 1, at North Carolina, 1/25/20
 ACC: 1*, at North Carolina, 1/25/20

3-Point Field Goal Attempts

Career: 2, vs. Coppin State, 12/21/19
 Season: 2, vs. Coppin State, 12/21/19
 ACC: 1*, at North Carolina, 1/25/20

Minutes

Career: 10, at North Carolina, 1/25/20
 Season: 10, at North Carolina, 1/25/20
 ACC: 10, at North Carolina, 1/25/20

* Recorded more than once with most recent listed
 ~ Regular season game at neutral site

CAREER STATISTICS				Total			3-Point			Free Throws			Rebounds				Scoring								
Year	GP	GS	Min	Avg	FG	FGA	Pct	FG	FGA	Pct	FT	FTA	Pct	Off	Def	Tot	Avg	PF	FO	Ast	TO	Blk	Stl	Pts	Avg
2018-19	16	0	30	1.9	4	11	.364	4	8	.500	2	2	1.000	1	1	2	0.1	2	0	0	0	0	0	14	0.9
2019-20	11	0	28	2.5	3	7	.429	1	4	.250	2	2	1.000	0	2	2	0.2	2	0	1	2	0	3	9	0.8
TOTAL	27	0	58	2.1	7	18	.389	5	12	.417	4	4	1.000	1	3	4	0.1	4	0	1	2	0	3	23	0.9



CHRIS LYKES

JUNIOR | GUARD | 5-7 | 165

#0

Mitchellville, Md. | Gonzaga College HS (D.C.)

- 20-Point Games: 14 (four in 2019-20)

- 10-Point Games: 60 (17 in 2019-20)

- Five-Assist Games: 15 (three in 2019-20)

- An offensive dynamo with the ability to get in the paint repeatedly against anybody

- Expected to be one of the top scorers in the ACC, but for the Hurricanes to excel, needs to distribute and make others better

- Wore No. 2 as a freshman in 2017-18

- Fourth player in Miami history to garner Preseason All-ACC honors, joining Jack McClinton (2008-09), Malcolm Grant (2011-12) and Bruce Brown, Jr. (2017-18)

- Second-leading returning scorer in the ACC (16.2 ppg)

- Placed No. 12 nationally in 2018-19 among players under

6-foot, including second among players in a high-major league (ACC, Big 12, BIG EAST, Big Ten, Pac-12 and SEC)

- Shortest of the 13 recruited scholarship players at a high-major program this season

- Tied a career high with 28 points in Miami's win at Illinois (12/2), as well as set career bests in made field goals (11) and steals (four), finishing 11-of-15 from the floor after starting 9-of-11

- Scored 18 points on 7-of-9 shooting in the first half at Illinois, good for a career-best before the break the third-most of his career in any half, one shy of the 19 he posted twice in the second stanza against both Bethune-Cookman (11/17/18) and Wake Forest (1/12/19) last season

- Named MVP in Miami's victory over Temple (12/17) in the Air Force Reserve Basketball HOF Invitational at the Barclays Center after posting 17 points, a season-high six assists and a career-best five steals, as well as making the game-winning free throws with 4.4 seconds left

- Scored 27 points, one shy of his career best, in the overtime victory at Clemson (12/31), to eclipse 1,000 in his career, becoming the 41st Hurricane to reach quadruple digits, including the 26th in fewer than four years and the 10th under Jim Larrañaga

- Needed just 43 games to enter the top five on Miami's all-time ACC-only scoring list, doing so against Florida State (1/18) when he passed Dwayne Collins

- Tallied 24 points and set career highs in minutes (42) and blocks (two), plus tied his career high in made 3-pointers (six), in the Hurricanes' overtime setback versus ninth-ranked Florida State (1/18)

- After appearing in the first 82 contests of his career and making 52 consecutive starts, missed Miami's games versus North Carolina (1/25), Virginia Tech (1/28), Pittsburgh (2/2) and NC State (2/5) with a groin injury, then returned to action with 21 minutes off the bench at eighth-ranked Florida State (2/8)

2019-20				
Opposition	P	R	A	
Louisville	18	1	5	
Florida Atlantic	15	3	2	
at UCF	11	1	3	
Quinnipiac	12	4	1	
vs. Missouri State	11	1	1	
vs. Florida	16	0	2	
vs. UConn	7	1	1	
at Illinois	28	0	2	
Alabama A&M	13	3	5	
vs. Temple	17	1	6	
Coppin State	16	4	3	
at Clemson	27	2	2	
Duke	8	1	4	
at Louisville	18	4	2	
Pittsburgh	12	2	4	
at NC State	20	4	1	
Florida State	24	0	2	
at Duke	9	1	0	
at North Carolina	-	-	-	
Virginia Tech	-	-	-	
at Pittsburgh	-	-	-	
NC State	-	-	-	
at Florida State	8	1	0	
Boston College	16	2	3	
Wake Forest	13	2	3	
at Virginia Tech	-	-	-	
at Notre Dame	-	-	-	
at Georgia Tech	-	-	-	
Virginia	-	-	-	
Syracuse	-	-	-	

2018-19				
Opposition	P	R	A	
Lehigh	22	5	4	
Stephen F. Austin	20	2	6	
Bethune-Cookman	21	2	6	
vs. La Salle	18	1	0	
vs. Fresno State	17	5	2	
vs. Seton Hall	18	4	2	
Rutgers	8	2	4	
vs. Yale	12	0	3	
at Penn	16	4	5	
Houston Baptist	14	5	4	
Florida Atlantic	12	1	7	
Campbell	21	2	2	
NC State	28	0	2	
at Louisville	18	4	4	
at Florida State	17	3	2	
Wake Forest	25	2	4	
North Carolina	20	3	6	
at Syracuse	8	3	2	
Florida State	1	2	2	
at Virginia Tech	19	0	4	
at Virginia	16	4	1	
Notre Dame	11	3	1	
at North Carolina	27	2	4	
Clemson	21	4	2	
at Boston College	10	2	4	
Georgia Tech	11	2	0	
at Wake Forest	26	4	1	
at Duke	4	3	2	
Pittsburgh	8	2	3	
at Virginia Tech	16	3	9	
vs. Wake Forest	13	5	4	
vs. Virginia Tech	19	2	1	

2017-18				
Opposition	P	R	A	
Gardner-Webb	3	1	1	
Navy	8	1	2	
Florida A&M	13	1	4	
vs. La Salle	0	1	0	
North Florida	10	0	4	
at Minnesota	10	1	0	
vs. Princeton	5	1	2	
Boston University	8	0	0	
at George Washington	3	0	1	
at Hawai'i	7	5	0	
vs. New Mexico State	1	1	0	
vs. Middle Tennessee	8	0	2	
at Pittsburgh	10	1	0	
at Georgia Tech	8	0	5	
Florida State	18	1	2	
at Clemson	13	1	1	
Duke	13	1	2	
at NC State	6	2	5	
Louisville	9	0	4	
at Florida State	0	0	5	
Pittsburgh	13	3	5	
at Virginia Tech	6	2	0	
Wake Forest	13	2	5	
at Boston College	16	3	2	
Virginia	19	1	1	
Syracuse	14	0	4	
at Notre Dame	9	1	1	
Boston College	15	0	3	
at North Carolina	18	1	4	
Virginia Tech	15	1	7	
vs. North Carolina	6	1	1	
vs. Loyola Chicago	10	6	2	

LYKES CAREER / SEASON HIGHS

Points

Career: 28*, at Illinois, 12/2/19

Season: 28, at Illinois, 12/2/19

ACC: 28, vs. NC State, 1/3/19

Rebounds

Career: 61, vs. Loyola Chicago, 3/15/18

Season: 4*, at NC State, 1/15/20

ACC: 4*, at NC State, 1/15/20

Assists

Career: 9, at Virginia Tech, 3/8/19

Season: 6-, vs. Temple, 12/17/19

ACC: 9, at Virginia Tech, 3/8/19

Steals

Career: 5-, vs. Temple, 12/17/19

Season: 5-, vs. Temple, 12/17/19

ACC: 3, at Virginia Tech, 3/8/19

Blocked Shots

Career: 2, vs. Florida State, 1/18/20

Season: 2, vs. Florida State, 1/18/20

ACC: 2, vs. Florida State, 1/18/20

Field Goals Made

Career: 11, at Illinois, 12/2/19

Season: 11, at Illinois, 12/2/19

ACC: 10*, at Clemson, 12/31/19

Field Goal Attempts

Career: 23, at North Carolina, 2/9/19

Season: 18, vs. Florida State, 1/18/20

ACC: 23, at North Carolina, 2/9/19

Free Throws Made

Career: 14, vs. Wake Forest, 1/12/19

Season: 8, at Louisville, 1/7/20

ACC: 14, vs. Wake Forest, 1/12/19

Free Throw Attempts

Career: 14, vs. Wake Forest, 1/12/19

Season: 9, at Illinois, 12/2/19

ACC: 14, vs. Wake Forest, 1/12/19

3-Point Field Goals Made

Career: 6*, vs. Florida State, 1/18/20

Season: 6, vs. Florida State, 1/18/20

ACC: 6*, vs. Florida State, 1/18/20

3-Point Field Goal Attempts

Career: 11, at North Carolina, 2/9/19

Season: 10, vs. Florida State, 1/18/20

ACC: 11, at North Carolina, 2/9/19

Minutes

Career: 42, vs. Florida State, 1/18/20

Season: 42, vs. Florida State, 1/18/20

ACC: 42, vs. Florida State, 1/18/20

* Recorded more than once with most recent listed
! NCAA Tournament

~ Regular season game at neutral site

As a Junior (2019-20): Preseason Second Team All-ACC ... Air Force Reserve Basketball HOF Invitational Game MVP (12/17)

As a Sophomore (2018-19): All-ACC Academic Team

Played and started in all 32 games ... Ranked ninth in ACC in overall scoring (16.2) and eighth in league play (15.9) ... was fifth in conference in free-throw shooting in ACC play at 80.8 percent (63-78) ... Racked up 10 games of 20 or more points, including six in conference action ... Scored in double figures in all but five games and 16 or more points in 20 games ... Upped his scoring average by 6.6 ppg (9.6 to 16.2), which was third highest among ACC players ... Played at least 30 minutes in 26 of 32 games ... Ranked No. 14 in ACC in minutes per game (33.8) and No. 16 in league-only action (34.8) ... Ranked fifth in ACC in free-throw shooting in conference games (63-78,



CHRIS LYKES

#0

80.8 percent) ... First Miami player to record three straight 20-point efforts since Shane Larkin in March 2013 ... Scored 20 or more points in each of the first three games this season, becoming first UM player since Joe Wylie in 1989 to do so ... Scored 22 points and also played then-career-best 39 minutes in season opener against Lehigh (11/9) ... Averaged 17.7 ppg in three games at Wooden Legacy ... Scored career-high 28 points on 10-of-15 shooting in ACC opener against NC State (1/3) ... Scored 25 points against Wake Forest (1/12), including 14-of-14 from free-throw line which is second-best FT performance in program history (Jack McClinton, 16-16 vs. NC State, March 7, 2009) ... Recorded 27 points in career-high 41 minutes at North Carolina (2/9), including 19 points in second half and overtime ... Scored 21 points in win over Clemson (2/13) ... Scored 26 points and hit career-high six 3-pointers at Wake Forest (2/26) ... Had streak of 21 straight made free throws snapped against Florida State (1/27) ... Scored 16 points and dished out career-high nine assists at Virginia Tech (3/8) ... Totaled 19 points and hit 3-pointers against Virginia Tech in ACC Tournament (3/13).

As a Freshman (2017-18): All-ACC Academic Team ... ACC Rookie of the Week (1/8)

Played in all 32 games, with 10 starts ... Averaged 9.6 points and 2.3 assists per game ... Shot 72 percent (59-82) from free-throw line ... Averaged 11.9 points per game in ACC play (second on team) ... Scored in double figures in 12 ACC games, including eight of last 10 in regular season ... Averaged team-high 12.8 points per game in the 12 games after Bruce Brown Jr.'s injury ... Averaged 12.1 ppg in his 10 starts ... Hit at least one 3-pointer in 26 of 32 games, including two or more in 17 contests ... Hit a 3-pointer and played 18 minutes in college debut against Gardner-Webb (11/10) ... Scored 13 points and dished out four assists in win over Florida A&M (11/16) ... Scored 10 points and added three steals in win at No. 12 Minnesota (11/29) ... Recorded 10 points (2-3 3FG) in ACC opener at Pitt (12/30) ... Scored eight points and handed out five assists at Georgia Tech (1/3) ... Recorded 18 points on 6-of-10 shooting in 25 minutes in win over Florida State (1/7) ... Named ACC Rookie of Week on Jan. 8 after GT/FSU performances ... Scored 13 points (3-5 3FG) at Clemson (1/13) ... Made first college start at NC State (1/21) ... Started and played season-high 33 minutes against Pitt, scoring 13 points and dishing out five assists (1/31) ... Scored 16 points at Boston College (2/10) ... Scored career-high 19 points (17 in second half) against Virginia (2/13) ... Scored 15 points, including 11 in the game's final four minutes, in comeback win over Boston College (2/24) ... Recorded team-high 18 points, including four 3-pointers, in victory at UNC (2/27) ... Scored 15 points and dished out season-high seven assists against Virginia Tech (3/3); hit go-ahead free throw with three seconds remaining.

High School: 2017 Jordan Brand Classic Regional Team ... Ranked No. 45 in the ESPN Top 100, No. 12 at his position and first in Maryland ... 2017 All-Met Player of the Year ... 2017 DC State Athletic Association MVP... 2016 Washington, D.C. Gatorade Player of the Year ... 2017 American Family Insurance third team ALL-USA Boys Basketball Team ... 2017 Max Preps All-American, fifth team ... Two-time Washington Catholic Athletic Conference (WCAC) Player of the Year ... As a senior, set school's career scoring record with 2,266 points ... Won 2017 Triple Crown of WCAC Championship, DC State Athletic Association (DCSAA) Championship and Alhambra Catholic Invitational Tournament ... Also won Gonzaga D.C. Classic and took third at Les Schwab Invitational (Ore.) ... Eagles finished No. 1 in D.C. area, according to *The Washington Post* final rankings ... Averaged 17.6 points, 4.2 assists and 2.9 rebounds while leading Gonzaga to a 32-5 overall and 15-3 region record ... As a junior, averaged 22.0 points, 4.3 assists, 3.7 rebounds and 2.7 steals. Knocked down 47.3 percent of shots from three and hit 74.9 percent at the line ... Led Eagles (24-10) to the semifinals in both the WCAC and DCSAA ... As a sophomore won the WCAC Championship ... Skilled ball-handler with a dynamic combination of quickness and shooting ability who can finish in traffic with contact or hit long-range threes ... Played AAU ball for Team Takeover on the EYBL circuit ... Chose Miami over offers from Villanova, Georgetown, Notre Dame and Stanford.

Personal: Born July 22, 1998, in Mitchellville, Md. ... Parents are Marvin and Vanessa Lykes ... Sport administration major with a marketing minor ... Has donated his time as a youth basketball instructor, as well as volunteering both at his church and the National Foundation for Cancer Research as a peer tutor.

CAREER STATISTICS					Total			3-Point			Free Throws			Rebounds				Scoring									
Year	GP	GS	Min	Avg	FG	FGA	Pct	FG	FGA	Pct	FT	FTA	Pct	Off	Def	Tot	Avg	PF	FO	Ast	TO	Blk	Stl	Pts	Avg		
2017-18	32	10	690	21.6	100	249	.402	48	139	.345	59	82	.720	3	36	39	1.2	70	0	75	58	1	25	307	9.6		
2018-19	32	32	1082	33.8	171	421	.406	61	192	.318	114	146	.781	14	72	86	2.7	72	0	103	93	1	43	517	16.2		
2019-20	21	20	632	30.1	109	256	.426	39	100	.390	62	76	.816	4	34	38	1.8	52	1	52	43	7	22	319	15.2		
TOTAL	85	62	2404	28.3	380	926	.410	148	431	.343	235	304	.773	21	142	163	1.9	194	1	230	194	9	90	1143	13.4		



KAMERON McGUSTY

REDSHIRT JUNIOR | GUARD | 6-5 | 192

#23

Katy, Texas | Oklahoma | Sunrise Christian Academy (Kan.)

- 20-Point Games: Nine (three in 2019-20)
- 10-Point Games: 45 (17 in 2019-20)
- 10-Rebound Games: Two (both in 2019-20)
- Double-Doubles: Two (both in 2019-20)
- Multi-dimensional offensive player adds experience to the backcourt
- Improved his strength, ball handling and 3-point shooting while redshirting in 2018-19
- A quality complement to Chris Lykes and DJ Vasiljevic with the ability to help bring out the best in them
- Wore No. 20 both years at Oklahoma
- Played against current Miami teammate Keith Stone on 1/28/17 when McGusty was at Oklahoma and Stone was at Florida
- Recorded the first double-digit rebounding output (10) and first double-double of his career in his first road game at Miami, a victory at UCF (11/12) in which he also paced the team in scoring (17) and tied his career best in assists (three)
- Scored exactly 22 points for the fifth time in his career in Miami's win over Quinnipiac (11/16)
- Recorded three-plus assists in six of his first nine games as a Hurricane after doing so twice in two seasons at Oklahoma
- Tallied five-plus rebounds in eight of his first 17 games at Miami after doing so three times in two years as a Sooner
- Twice connected on buzzer-beating jump-shots to end the first half this season, doing so both at UCF (11/12/19) and against Florida (11/22/19)
- Set career highs in points (28) and made 3-pointers (nine) versus Coppin State (12/23), tied his top career mark in made field goals (nine) and set a season high in steals (three), plus equaled his best marks of the year in free throws made (five) and attempted (six)
- Earned Co-ACC Player of the Week distinction on 12/23 after averaging 20.0 points on 58.3 percent shooting to go along with 7.5 boards in Miami's wins over Temple (12/17) and Coppin State (12/23), becoming the 10th Hurricane—13th total honor—to claim the award, including the first since Tonye Jekiri on 11/23/15
- After totaling five assists in his first six ACC games, amassed six, to go along with 15 points, in the overtime setback versus ninth-ranked Florida State (1/18)
- Did not play in the Hurricanes' game at North Carolina (1/25) due to back spasms, came off the bench for the first time against Virginia Tech (1/28) and then missed the contests versus Pittsburgh (2/2) and NC State (2/5) again due to back spasms, before returning at eighth-ranked Florida State (2/8) with eight minutes of play off the bench

As a Redshirt Junior (2019-20): Co-ACC Player of the Week (12/23)

As a Junior (2018-19): Transferred from the University of Oklahoma ... Sat out season in accordance with NCAA transfer rules.

As a Sophomore at the University of Oklahoma (2017-18): Preseason All-Big 12 Team Honorable Mention

Played in 32 games, making eight starts ... Averaged 8.0 points per game in 18.5 minutes per game ... Shot 42.3 percent from field, 33.3 percent from 3-point range and 75.0 percent from free-throw line ... Averaged 8.1 points and shot 40.0 percent (20-50) from 3-point range in Big 12 play ... Had nine games of double-digit scoring, including two games with 20-plus points ... Shot 4-of-6 from the field to score nine points against Omaha (11/12) ... Sunk a pair of 3-pointers and scored eight points against USC (12/8) ... Led Oklahoma reserves with a then-season-high 13 points at Wichita State (12/16), making 3-of-6 attempts from behind the arc ... Produced a career-high-tying 22 points against TCU (12/30) ... Came off bench to shoot 3-of-3 from deep and score 13 points at Texas Tech (2/13) ... Tied his career high with 22 points at Kansas (2/19) ... Scored 18 points with 4-of-7 3-point shooting against Iowa State (3/2) ... Started and scored nine points in the NCAA Tournament Round of 64 against Rhode Island (3/15).

As a Freshman at the University of Oklahoma (2016-17): All Big 12 Team Honorable Mention ... Big 12 All-Newcomer Team ... Big 12 Newcomer of the Week (3/5)

Played in all 31 games with 17 starts ... Averaged 10.9 points and 2.2 rebounds in 24.9 minutes ... Shot 43.0 percent from the field, 35.2 percent from 3-point range and 77.8 percent from the line ... During conference play, led the Sooners with 14.4 points (No. 12 in Big 12), 2.3 rebounds and 1.0 steal in 30.7 minutes per game ... Shot 30-of-79 (38.0 percent) from 3-point range in Big 12 games (No. 11 in Big 12) ... First Oklahoma freshman to earn All-Big 12 honors and All-Newcomer status since Tommy Mason-Griffin in 2009-10 ... Finished third in conference scoring among freshmen ... Had a double-figure scoring streak of 15 consecutive outings (Jan. 3-Feb. 21), the longest streak by a Sooner freshman since Jeff Webster (22) in 1990-91 and longest by any Big 12 freshman on the season ... Shot 4-of-4 from the field to score 11 points in first true road game at Wisconsin (12/3) ... Logged 20 points, shooting 5-of-9 from the field and 2-of-3 from 3-point range while making 8-of-9 foul shots, against Kansas State (1/7) ... Made his starting debut versus Kansas (1/10), scoring a team-best 13 points ... Notched 17 points at seventh-ranked West Virginia (1/18) ... Tallied 21 points at Texas (1/23) ... Posted 19 points against Iowa State (1/21) ... Recorded a career-high 22 points against Oklahoma State (1/30) ... Scored 14 points against Kansas (2/27) ... Tied a career best with 22 points versus TCU (3/4).

High School: Graduated from Sunrise Christian Academy (Kan.) ... Consensus four-star, top-55 recruit ... Ranked as the No. 46 prospect, including the No. 10 shooting guard, by ESPN ... Tabbed as the No. 47 overall player, including seventh among shooting guards, by 247Sports, which placed him No. 41 on its composite list ... Listed as the nation's No. 51 recruit by Rivals ... Attended Seven Lakes High School (Texas) the first three years of his high school tenure ... Averaging 22 points, five rebounds and three rebounds as a junior, winning district offensive player of the year honors and helping team reach the third round of the state playoffs ... Became the first player in his district to win MVP as a sophomore after leading Seven Lakes to a perfect 14-0 mark in district play ... NBA standout Buddy Hield and former Miami basketball player Raphael Akpejori also attended Sunrise Christian Academy.

Personal: Full name is Kameron Alexander McGusty ... Goes by Kam ... Born Sept. 9, 1997 ... Parents are Kerol McGusty and Julie Winn ... Father played basketball at Stephen F. Austin ... Mother is a talent acquisition manager ... Has a younger half-sister, Kylie, a younger stepsister, Jayden, and a younger stepbrother, Jackson ... Majoring in sport administration with a minor in sociology ... Favorite athlete is LeBron James because of his influence ... Chose Miami because of the opportunity to play and accomplish his goals ... Committed to Miami over Houston and Virginia Tech.

2019-20				
Opposition	P	R	A	
Louisville	12	2	1	
Florida Atlantic	8	3	1	
at UCF	17	10	3	
Quinnipiac	22	3	3	
vs. Missouri State	19	5	1	
vs. Florida	10	5	3	
vs. UConn	5	3	4	
at Illinois	13	3	3	
Alabama A&M	21	6	3	
vs. Temple	12	10	0	
Coppin State	28	5	2	
at Clemson	15	3	1	
Duke	12	0	0	
at Louisville	18	7	1	
Pittsburgh	19	3	1	
at NC State	2	8	1	
Florida State	15	1	6	
at Duke	13	4	1	
at North Carolina	-	-	-	
Virginia Tech	3	2	1	
at Pittsburgh	-	-	-	
NC State	-	-	-	
at Florida State	0	2	1	
Boston College	12	1	2	
Wake Forest	11	5	0	
at Virginia Tech	-	-	-	
at Notre Dame	-	-	-	
at Georgia Tech	-	-	-	
Virginia	-	-	-	
Syracuse	-	-	-	

2017-18 (at Oklahoma)				
Opposition	P	R	A	
Omaha	9	3	0	
Ball State	8	3	1	
vs. Arkansas	7	2	1	
vs. Portland	7	2	2	
vs. Oregon	5	0	0	
North Texas	6	2	1	
UTSA	3	4	0	
vs. USC	8	1	1	
at Wichita State	13	1	0	
Northwestern State	15	6	0	
Northwestern	11	2	0	
at TCU	22	2	0	
Oklahoma State	15	2	1	
at West Virginia	10	4	1	
Texas Tech	5	4	0	
TCU	3	0	0	
at Kansas State	0	1	0	
at Oklahoma State	5	2	0	
Kansas	5	1	0	
at Alabama	3	1	0	
Baylor	5	2	0	
at Texas	4	1	0	
West Virginia	0	0	0	
at Iowa State	0	0	0	
at Texas Tech	13	1	0	
Texas	9	0	0	
at Kansas	22	3	0	
Kansas State	4	2	0	
at Baylor	6	4	1	
Iowa State	18	2	0	
vs. Oklahoma State	6	2	0	
vs. Rhode Island	9	1	2	

2016-17 (at Oklahoma)				
Opposition	P	R	A	
Northwestern State	3	1	0	
vs. Tulane	4	2	2	
vs. Northern Iowa	3	1	0	
vs. Clemson	14	1	0	
Ablene Christian	6	2	3	
Northern Colorado	6	3	1	
at Wisconsin	11	1	0	
Oral Roberts	8	3	2	
Wichita State	0	0	0	
Memphis	0	0	1	
vs. Auburn	4	2	1	
Baylor	9	2	0	
at TCU	11	3	3	
at Kansas State	20	1	0	
Kansas	13	1	1	
Texas Tech	10	2	1	
at West Virginia	17	5	1	
Iowa State	19	2	0	
at Texas	21	1	0	
Florida	10	1	0	
Oklahoma State	22	4	2	
at Texas Tech	16	3	1	
West Virginia	11	3	1	
at Iowa State	13	3	0	
Texas	11	2	1	
at Oklahoma State	10	2	1	
at Baylor	13	1	2	
Kansas State	7	4	0	
at Kansas	14	2	0	
TCU	22	1	0	
vs. TCU	9	7	1	

McGUSTY CAREER / SEASON HIGHS (Includes two years at University of Oklahoma) Points

Career: 28, vs. Coppin State, 12/21/19
Season: 28, vs. Coppin State, 12/21/19
ACC: 19, vs. Pittsburgh, 1/12/20

Rebounds

Career: 10-*, vs. Temple, 12/17/19
Season: 10-*, vs. Temple, 12/17/19
ACC: 8, at NC State, 1/15/20

Assists

Career: 6, vs. Florida State, 1/18/20
Season: 6, vs. Florida State, 1/18/20
ACC: 6, vs. Florida State, 1/18/20

Steals

Career: 5, vs. Texas, 2/14/17
Season: 3, vs. Coppin State, 12/21/19
ACC: 1*, at Louisville, 1/7/20

Blocked Shots

Career: 2, vs. Northern Colorado, 11/29/16
Season: 1, vs. Florida Atlantic, 11/8/19
ACC: N/A

Field Goals Made

Career: 9*, vs. Coppin State, 12/21/19
Season: 9*, vs. Coppin State, 12/21/19
ACC: 8, vs. Pittsburgh, 1/12/20

Field Goal Attempts

Career: 18, at Clemson, 12/31/19
Season: 18, at Clemson, 12/31/19
ACC: 18, at Clemson, 12/31/19

Free Throws Made

Career: 8, at Kansas State, 1/7/17
Season: 5*, vs. Coppin State, 12/21/19
ACC: 3*, vs. Florida State, 1/18/20

Free Throw Attempts

Career: 9, at Kansas State, 1/7/17
Season: 6*, vs. Coppin State, 12/21/19
ACC: 5*, vs. Florida State, 1/18/20

3-Point Field Goals Made

Career: 5, vs. Coppin State, 12/21/19
Season: 5, vs. Coppin State, 12/21/19
ACC: 3, at Louisville, 1/7/20

3-Point Field Goal Attempts

Career: 8, at Kansas, 2/9/18
Season: 7*, vs. Coppin State, 12/21/19
ACC: 7, at Louisville, 1/7/20

Minutes

Career: 44, vs. Iowa State, 1/21/17
Season: 41, at Clemson, 12/31/19
ACC: 41, at Clemson, 12/31/19

* Recorded more than once with most recent listed
~ Regular season game at neutral site

CAREER STATISTICS					Total			3-Point			Free Throws			Rebounds								Scoring				
Year	GP	GS	Min	Avg	FG	FGA	Pct	FG	FGA	Pct	FT	FTA	Pct	Off	Def	Tot	Avg	PF	FO	Ast	TO	Blk	Stl	Pts	Avg	
2016-17*	31	17	771	24.9	125	291	.430	38	108	.352	49	63	.778	12	55	67	2.2	41	0	27	48	8	24	337	10.9	
2017-18*	32	8	592	18.5	90	213	.423	34	102	.333	42	56	.750	12	50	62	1.9	34	0	11	26	1	11	256	8.0	
2018-19	DNP																									
2019-20	22	19	647	29.4	107	241	.444	32	93	.344	41	55	.745	9	82	91	4.1	27	0	39	50	2	16	287	13.0	
TOTAL	85	44	2010	23.6	322	745	.432	104	303	.343	132	174	.759	33	187	220	2.6	102	0	77	124	11	51	880	10.4	
* - at University of Oklahoma																										

* - at University of Oklahoma



RODNEY MILLER, JR.

REDSHIRT JUNIOR | CENTER | 7-0 | 238

#14

Laurelton, N.Y. | Oak Hill Academy (Va.)

- 10-Point Games: Nine (all in 2019-20)
- 10-Rebound Games: Two (both in 2019-20)
- Double-Doubles: One (one in 2019-20)
- Expected to have a strong season as one of the most improved players in the ACC
- Back-to-the-basket game is extremely fundamental
- Both left and right jump hooks are very difficult to guard
- In Miami's season opener against No. 5 Louisville (11/5), earned his first collegiate start and set then-career highs in points (six), rebounds (nine) and minutes (20), as well as field goals made (three) and attempted (five)
- In the next game, against Florida Atlantic (11/8), logged his first double-digit point total, first two assists and first two steals as a Hurricane, while also setting new highs in field goals made (five) and attempted (six), plus minutes (32)
- Placed ninth in field goal percentage at the Charleston Classic with a 55.0 percent clip (11-of-20)
- Playing in his home state of New York, logged 11 points, a career-high-tying nine boards and a career-high-tying five made field goals in the Hurricanes' victory over Temple (12/17) at the Barclays Center
- Set career highs in points (16), made field goals (six) and made free throws (four), the latter since surpassed, at NC State (1/15)
- In his first game action at Cameron Indoor Stadium, logged his first double-digit rebounding game and first double-double, finishing with 13 points and 13 rebounds, the latter the most by a Hurricane in 2019-20, in the setback versus eighth-ranked Duke (1/21)
- After notching double-digit points three previous times in his career, did so five times in a six-game span from 1/15/20 to 2/2/20, including hitting that mark in four consecutive outings
- Suffered a left ankle injury versus NC State (2/5) that limited him to just 21 minutes and, after starting the first 22 games, then kept him out of action at eighth-ranked Florida State (2/8) and had him come off the bench against Boston College (2/12)
- In the win over Wake Forest (2/15), logged double-digit rebounds for the second time as a collegian, finishing with 10

As a Junior (2018-19): Redshirted and did not compete.

As a Sophomore (2017-18): Played in 15 games off bench, including seven in ACC play ... Averaged 1.1 points and 0.5 rebounds per game ... Scored four points in five minutes of action against Navy (11/12) ... Played season-high six minutes against Middle Tennessee (12/25) ... Scored two points and matched career high with three rebounds at Virginia Tech (2/3) ... Recorded three points in five minutes of action in ACC tournament against North Carolina (3/8).

As a Freshman (2016-17): Played 15 games ... Averaged 0.9 points, 0.6 rebounds, 0.1 blocks in 3.8 minutes per game ... Totaled 14 points, nine rebounds and one block in 57 minutes ... Hit 45.5 percent (5-of-11) from the field, and 44.4 percent (4-of-9) at the line ... Season highs: 5 points vs. Western Carolina (11/11); 3 rebounds at North Florida (11/16); 1 blocked shot vs. NC State (12/31); 11 minutes at North Florida (11/16) ... Played in six ACC games ... In ACC play, totaled one point in 10 minutes.

High School: Consensus four-star recruit, ranked No. 90 overall by Scout.com and No. 96 by 247.com ... As a center, was ranked No. 15 by ESPN and No. 17 by Scout.com ... Has a 7-foot-1-inch wingspan ... In 2014 participated in the Nike Elite 100 ... Played AAU ball for the NY Lightning ... Played freshman season at St. Benedict's (N.J.) ... On Oak Hill's Honor Court, a leadership committee where student members are chosen by the administration for their citizenship and sound ethical and moral judgment.

Personal: Born Dec. 29, 1996 ... Parents are Rodney, Sr., and Maria ... Has a sister, Sasha ... Majoring in sport administration ... Started playing basketball at age 11 and first dunk was at age 12, in the Rucker League ... While attending Eaglebrook School (Mass.) in seventh and eighth grade, also competed in middle school baseball and water polo.

2019-20				
Opposition	P	R	A	
Louisville	6	9	0	
Florida Atlantic	12	5	2	
at UCF	8	6	0	
Quinnipiac	4	7	0	
vs. Missouri State	8	8	0	
vs. Florida	4	4	1	
vs. UConn	10	1	0	
at Illinois	2	2	2	
Alabama A&M	6	3	1	
vs. Temple	11	9	1	
Coppin State	0	5	1	
at Clemson	8	3	0	
at Louisville	0	6	0	
Pittsburgh	7	7	0	
at NC State	16	7	0	
Florida State	4	8	0	
at Duke	13	13	0	
at North Carolina	13	4	0	
Virginia Tech	11	8	0	
at Pittsburgh	16	4	1	
NC State	5	3	0	
at Florida State	-	-	-	
Boston College	11	7	0	
Wake Forest	8	10	1	
at Virginia Tech	-	-	-	
at Notre Dame	-	-	-	
at Georgia Tech	-	-	-	
Virginia	-	-	-	
Syracuse	-	-	-	

2017-18				
Opposition	P	R	A	
Gardner-Webb	0	1	0	
Navy	4	0	0	
Florida A&M	2	1	0	
vs. La Salle	0	0	0	
North Florida	-	-	-	
vs. Minnesota	-	-	-	
vs. Princeton	2	0	0	
Boston University	-	-	-	
at George Washington	-	-	-	
at Hawai'i	-	-	-	
vs. New Mexico State	0	1	0	
vs. Middle Tennessee	2	0	0	
at Pittsburgh	0	0	0	
at Georgia Tech	0	0	0	
Florida State	-	-	-	
at Clemson	-	-	-	
Duke	-	-	-	
at NC State	-	-	-	
Louisville	-	-	-	
at Florida State	-	-	-	
Pittsburgh	-	-	-	
at Virginia Tech	2	3	0	
Wake Forest	1	0	0	
at Boston College	0	0	0	
Virginia	-	-	-	
Syracuse	-	-	-	
at Notre Dame	0	0	0	
Boston College	-	-	-	
at North Carolina	-	-	-	
Virginia Tech	2	0	0	
vs. North Carolina	3	1	0	
vs. Loyola Chicago	-	-	-	

2016-17				
Opposition	P	R	A	
Western Carolina	5	2	0	
at North Florida	4	3	0	
Penn	2	0	0	
vs. Stanford	-	-	-	
vs. Iowa State	-	-	-	
vs. Florida	0	0	0	
Rutgers	0	0	0	
vs. Wofford	-	-	-	
South Carolina State	0	2	0	
Florida Atlantic	0	0	0	
George Washington	-	-	-	
Columbia	-	-	-	
NC State	0	0	0	
at Syracuse	0	0	0	
Notre Dame	-	-	-	
at Pittsburgh	0	0	0	
at Wake Forest	1	0	0	
at Duke	-	-	-	
Boston College	-	-	-	
North Carolina	-	-	-	
Florida State	0	0	0	
at NC State	-	-	-	
Virginia Tech	-	-	-	
at Louisville	0	0	0	
Georgia Tech	-	-	-	
Clemson	-	-	-	
at Virginia	-	-	-	
Duke	-	-	-	
at Virginia Tech	-	-	-	
at Florida State	-	-	-	
vs. Syracuse	-	-	-	
vs. North Carolina	2	1	0	
vs. Michigan State	0	1	0	

MILLER, JR. CAREER / SEASON HIGHS

Points

Career: 16*, at Pittsburgh, 2/2/20
 Season: 16*, at Pittsburgh, 2/2/20
 ACC: 16*, at Pittsburgh, 2/2/20

Rebounds

Career: 13, at Duke, 1/21/20
 Season: 13, at Duke, 1/21/20
 ACC: 13, at Duke, 1/21/20

Assists

Career: 2*, at Illinois, 12/2/19
 Season: 2*, at Illinois, 12/2/19
 ACC: 1*, at Pittsburgh, 2/2/20

Steals

Career: 2*, vs. NC State, 2/5/20
 Season: 2*, vs. NC State, 2/5/20
 ACC: 2*, vs. NC State, 2/5/20

Blocked Shots

Career: 2*, at North Carolina, 1/25/20
 Season: 2*, at North Carolina, 1/25/20
 ACC: 2*, at North Carolina, 1/25/20

Field Goals Made

Career: 6*, at Pittsburgh, 2/2/20
 Season: 6*, at Pittsburgh, 2/2/20
 ACC: 6*, at Pittsburgh, 2/2/20

Field Goal Attempts

Career: 9*, at Pittsburgh, 2/2/20
 Season: 9*, at Pittsburgh, 2/2/20
 ACC: 9, at Pittsburgh, 2/2/20

Free Throws Made

Career: 5, at Duke, 1/21/20
 Season: 5, at Duke, 1/21/20
 ACC: 5, at Duke, 1/21/20

Free Throw Attempts

Career: 6*, at Duke, 1/21/20
 Season: 6, at Duke, 1/21/20
 ACC: 6, at Duke, 1/21/20

3-Point Field Goals Made

Career: N/A
 Season: N/A
 ACC: N/A

3-Point Field Goal Attempts

Career: N/A
 Season: N/A
 ACC: N/A

Minutes

Career: 36, vs. Pittsburgh, 1/12/20
 Season: 36, vs. Pittsburgh, 1/12/20
 ACC: 36, vs. Pittsburgh, 1/12/20

* Recorded more than once with most recent listed

CAREER STATISTICS				Total			3-Point			Free Throws			Rebounds				Scoring								
Year	GP	GS	Min	Avg	FG	FGA	Pct	FG	FGA	Pct	FT	FTA	Pct	Off	Def	Tot	Avg	PF	FO	Ast	TO	Blk	Stl	Pts	Avg
2016-17	15	0	57	3.8	5	11	.455	0	0	.000	4	9	.444	4	5	9	0.6	6	0	0	1	1	0	14	0.9
2017-18	15	0	52	3.5	8	14	.571	0	0	.000	2	12	.167	3	4	7	0.5	7	0	0	3	1	0	18	1.2
2018-19	DNP																								
2019-20	24	23	590	24.6	78	130	.600	0	0	.000	27	47	.574	48	93	141	5.9	58	0	10	19	18	13	183	7.6
TOTAL	54	23	699	12.9	91	155	.587	0	0	.000	33	68	.485	55	102	157	2.9	71	0	10	23	20	13	215	4.0



KEITH STONE

REDSHIRT SENIOR | FORWARD | 6-8 | 244

#4

Deerfield Beach, Fla. | Florida | Zion Lutheran

- 20-Point Games: Three (zero in 2019-20)

- 10-Point Games: 20 (one in 2019-20)

- 10-Rebound Games: One (zero in 2019-20)

- A consistent threat from 3-point line

- Has the ability to switch all screens and guard smaller players

- Wore No. 25 his final three years at Florida after donning No. 23 during his redshirt season in 2015-16

- On 1/28/17, helped Florida to an 84-52 road win over current Miami teammate Kameron McGusty when he was at Oklahoma

- Also helped the Gators to a 66-60 victory in Newark, N.J., over current Miami teammate Nysier Brooks on 12/9/18 when Brooks was at Cincinnati

- Twice competed against Miami while at Florida, the first during his redshirt year when the Gators lost, 66-55, on 12/8/15 and the second in a 65-56 victory on 11/27/16 in Orlando, Fla., a game in which he logged his first double-digit point total (15)

- Played 14 minutes in his Miami debut in the victory at Illinois (12/2/19), his first action in 317 days after missing 26 games (19 at Florida and seven at Miami) due to a right knee injury suffered on 1/19/19 while with the Gators

- In just his third game playing for Miami, scored 13 points on 4-of-5 shooting from the field and 5-of-7 shooting from the line to help the team defeat Temple (12/17) at the Barclays Center

- Logged six points, a game-high nine rebounds and two assists in 27 minutes of action—the latter three marks all season highs—at Clemson (12/31) in his first appearance in an ACC contest

- Suffered a left knee injury in advance of Miami's game at No. 13/11 Louisville (1/7) and missed six games before returning to action against Virginia Tech (1/28)

- Earned his first start as a Hurricane, in place of the injured Rodney Miller, Jr., at eighth-ranked Florida State (2/8)

As a Redshirt Junior at Florida (2018-19): Averaged 6.1 points and 3.9 rebounds in 17 games with 13 starts ... Suffered a season-ending left knee injury at Georgia (1/19) ... Scored in double figures three times in non-conference play ... Posted nine points and eight boards in the victory over West Virginia (12/4) in the Jimmy V Classic at Madison Square Garden ... Logged a season-high 12 points in a win at Butler (12/29) ... Scored eight points in nine minutes in the aforementioned game against Georgia ... Gators went 20-16 (9-9 SEC) and advanced to the NCAA Tournament Round of 32.

As a Redshirt Sophomore at Florida (2017-18): Averaged 8.8 points and 4.3 rebounds per game, starting 26 games and appearing in all 34 ... Scored 20-plus points three times ... Scored a then-career-high 18 points and set new career highs in made field goals (seven) and 3-pointers (four) in a win at No. 11 Texas A&M (1/2) ... Tallied a career-high 23 points at Ole Miss (1/13) and shot 13-of-18 from the line, good for the most attempts by a Gator since Joakim Noah (22) in 2006 ... Led the team with 22 points in the SEC Tournament game against Arkansas (3/9) ... Posted his first 10-rebound game versus Texas Tech (3/17) in the NCAA Tournament Round of 32 ... Helped the team finish 21-13 (11-7) and make the second round of the NCAA Tournament.

As a Redshirt Freshman at Florida (2016-17): Averaged 3.6 points and 2.2 rebounds in 34 appearances, all off the bench ... Tallied 15 points and eight rebounds against Miami (11/27) at the AdvoCare Invitational ... Led the team with 14 points in a win at Alabama (1/10) ... Scored 17 points in a victory at Georgia (1/14), including making a go-ahead 3-pointer in overtime to give Florida the lead for good ... Helped the Gators go 27-9 (14-4 SEC) and reach the NCAA Tournament Elite Eight.

As a Freshman at Florida (2015-16): Redshirted and did not compete ... Gators finished 21-15 (9-9 SEC) and made the NIT quarterfinals.

High School: Graduated from Zion Lutheran ... Considered a four-star recruit by both ESPN and Rivals, as well as a three-star prospect by 247Sports ... Ranked No. 82 nationally, including seventh in the state and No. 13 nationally by ESPN ... Tabbed No. 94 overall by Rivals and No. 148 by 247Sports, placing No. 82 on the latter's composite list ... Named an FACA 2A All-State honoree as a senior ... Led his team to a 20-8 mark and an appearance in the 2A regional semifinals that year.

Personal: Full name is Keith Martin Stone ... Nicknames are K-Stone and K-Smooth ... Born Aug. 25, 1997 ... Parents are William Stone and Julia Nero ... Has an older brother, Jeremy, and a older sister, Kira ... Wears No. 4 because it was his number his last year of AAU basketball and as a dedication to someone close to him ... Graduated from the University of Florida in May 2018 and pursuing a master's degree in liberal arts at Miami ... Favorite athletes are Carmelo Anthony and Jamal Mashburn ... Best sports memory is hitting a game winner against Ocala High School ... Chose Miami because it is close to home and he loved both the staff and the players ... Committed to Miami over Arizona, Arkansas, Maryland, Nevada, USC and others.

2019-20				
Opposition	P	R	A	
Louisville	-	-	-	
Florida Atlantic	-	-	-	
at UCF	-	-	-	
Quinnipiac	-	-	-	
vs. Missouri State	-	-	-	
vs. Florida	-	-	-	
vs. UConn	-	-	-	
at Illinois	2	3	1	
Alabama A&M	4	3	1	
vs. Temple	13	4	0	
Coppin State	2	1	0	
at Clemson	6	9	2	
Duke	6	3	0	
at Louisville	-	-	-	
Pittsburgh	-	-	-	
at NC State	-	-	-	
Florida State	-	-	-	
at Duke	-	-	-	
at North Carolina	-	-	-	
Virginia Tech	0	1	0	
at Pittsburgh	0	3	1	
NC State	6	1	1	
at Florida State	6	3	0	
Boston College	0	5	1	
Wake Forest	2	5	0	
at Virginia Tech	-	-	-	
at Notre Dame	-	-	-	
at Georgia Tech	-	-	-	
Virginia	-	-	-	
Syracuse	-	-	-	

2018-19 (at Florida)				
Opposition	P	R	A	
at Florida State	6	8	0	
Charleston Southern	6	2	2	
La Salle	4	1	1	
vs. Oklahoma	10	7	0	
vs. Stanford	4	5	0	
vs. Butler	5	5	0	
North Florida	10	4	0	
vs. West Virginia	9	8	0	
Michigan State	8	6	1	
Mercer	9	4	0	
vs. FGCU	8	2	1	
Butler	12	6	2	
South Carolina	0	2	0	
at Arkansas	0	2	1	
Tennessee	4	3	0	
at Mississippi State	0	2	1	
at Georgia	8	0	1	
Texas A&M	-	-	-	
at TCU	-	-	-	
Ole Miss	-	-	-	
Kentucky	-	-	-	
at Tennessee	-	-	-	
Vanderbilt	-	-	-	
at Alabama	-	-	-	
at LSU	-	-	-	
Missouri	-	-	-	
at Vanderbilt	-	-	-	
Georgia	-	-	-	
LSU	-	-	-	
at Kentucky	-	-	-	
vs. Arkansas	-	-	-	
vs. LSU	-	-	-	
vs. Auburn	-	-	-	
vs. Nevada	-	-	-	
vs. Michigan	-	-	-	

2017-18 (at Florida)				
Opposition	P	R	A	
Gardner-Webb	3	2	3	
North Florida	14	3	1	
New Hampshire	2	1	0	
vs. Stanford	5	3	1	
vs. Gonzaga	9	4	2	
vs. Duke	2	1	0	
Florida State	5	3	0	
Loyola Chicago	8	5	0	
vs. Cincinnati	5	3	0	
vs. Clemson	3	3	1	
James Madison	7	4	0	
Incarnate Word	6	4	0	
Vanderbilt	6	6	1	
at Texas A&M	18	5	1	
at Missouri	13	6	1	
Mississippi State	10	8	0	
at Ole Miss	23	8	2	
Arkansas	7	3	0	
at Kentucky	14	3	1	
South Carolina	2	2	1	
Baylor	9	1	1	
at Georgia	5	6	1	
Alabama	12	5	1	
LSU	15	3	0	
at South Carolina	3	6	0	
Georgia	7	6	0	
at Vanderbilt	20	6	0	
at Tennessee	11	3	0	
Auburn	0	2	1	
at Alabama	8	3	1	
Kentucky	10	6	2	
vs. Arkansas	22	5	1	
vs. St. Bonaventure	9	8	1	
vs. Texas Tech	7	10	0	

2016-17 (at Florida)				
Opposition	P	R	A	
vs. FGCU	0	2	0	
vs. Mercer	2	3	2	
vs. St. Bonaventure	0	0	0	
vs. Belmont	4	1	2	
vs. Seton Hall	0	0	0	
vs. Gonzaga	0	0	0	
vs. Miami	15	8	0	
at North Florida	8	1	1	
vs. Duke	3	1	0	
at Florida State	2	3	0	
vs. Charlotte	10	4	0	
Arkansas-Little Rock	5	2	0	
at Arkansas	5	0	0	
Ole Miss	0	1	1	
Tennessee	5	1	1	
at Alabama	14	2	2	
Georgia	17	2	1	
at South Carolina	1	6	0	
Vanderbilt	0	0	0	
at LSU	0	5	1	
at Oklahoma	0	3	0	
Missouri	-	-	-	
Kentucky	-	-	-	
at Georgia	0	5	1	
Texas A&M	0	2	0	
at Auburn	0	0	0	
at Mississippi State	0	1	0	
South Carolina	2	3	2	
at Kentucky	0	1	0	
Arkansas	8	3	0	
at Vanderbilt	6	4	3	
vs. Vanderbilt	6	5	0	
vs. East Tenn. State	0	3	0	
vs. Virginia	3	0	0	
vs. Wisconsin	5	1	0	
vs. South Carolina	2	1	0	

STONE CAREER / SEASON HIGHS

(includes three years at University of Florida)

Points

Career: 23, at Ole Miss, 1/13/18

Season: 13~, vs. Temple, 12/17/19

ACC: 6, at Clemson, 12/31/19

Rebounds

Career: 10!, vs. Texas Tech, 3/17/18

Season: 9, at Clemson, 12/31/19

ACC: 9, at Clemson, 12/31/19

Assists

Career: 3*, vs. Gardner-Webb, 11/3/17

Season: 2, at Clemson, 12/31/19

ACC: 2, at Clemson, 12/31/19

Steals

Career: 3*, vs. Duke, 1/4/20

Season: 3, vs. Duke, 1/4/20

ACC: 3, vs. Duke, 1/4/20

Blocked Shots

Career: 3!*, vs. St. Bonaventure, 3/15/18

Season: 1*, vs. Wake Forest, 2/15/20

ACC: 1*, vs. Wake Forest, 2/15/20

Field Goals Made

Career: 8^, vs. Arkansas, 3/9/18

Season: 4~, vs. Temple, 12/17/19

ACC: 3, at Clemson, 12/31/19

Field Goal Attempts

Career: 14, at Texas A&M, 1/2/18

Season: 6, at Clemson, 12/31/19

ACC: 6, at Clemson, 12/31/19

Free Throws Made

Career: 13, at Ole Miss, 1/13/18

Season: 5~, vs. Temple, 12/17/19

ACC: 4, vs. NC State, 2/5/20

Free Throw Attempts

Career: 18, at Ole Miss, 1/13/18

Season: 7~, vs. Temple, 12/17/19

ACC: 4, vs. NC State, 2/5/20

3-Point Field Goals Made

Career: 8^*, vs. Arkansas, 3/9/18

Season: 1*, at Florida State, 2/8/20

ACC: 1, at Florida State, 2/8/20

3-Point Field Goal Attempts

Career: 6*, vs. Tennessee, 2/21/18

Season: 4, at Pittsburgh, 2/2/20

ACC: 4, at Pittsburgh, 2/2/20

Minutes

Career: 35, at Ole Miss, 1/13/18

Season: 27, at Clemson, 12/31/19

ACC: 27, at Clemson, 12/31/19

* Recorded more than once with most recent listed

~ Regular season game at neutral site

! NCAA Tournament

^ SEC Tournament

CAREER STATISTICS					Total			3-Point			Free Throws			Rebounds			Scoring								
Year	GP	GS	Min	Avg	FG	FGA	Pct	FG	FGA	Pct	FT	FTA	Pct	Off	Def	Tot	Avg	PF	FO	Ast	TO	Blk	Stl	Pts	Avg
2015-16*	DNP																								
2016-17*	34	0	410	12.1	44	104	.423	15	46	.326	20	31	.645	29	45	74	2.2	46	1	18	23	7	11	123	3.6
2017-18*	34	26	817	24.0	98	224	.438	39	92	.424	65	90	.722	53	94	147	4.3	91	1	24	46	29	20	300	8.8
2018-19*	17	13	326	19.2	34	87	.391	15	37	.405	20	33	.606	21	46	67	3.9	34	0	10	24	9	14	103	6.1
2019-20	12	3	225	18.8	15	47	.319	2	19	.105	15	20	.750	16	25	41	3.4	35	2	7	8	5	12	47	3.9
TOTAL	97	42	1778	18.3	191	462	.413	71	194	.366	120	174	.690	119	210	329	3.4	206	4	59	101	50	57	573	5.9
* - at University of Florida																									

* - at University of Florida



DEJAN "DJ" VASILJEVIC

SENIOR | GUARD | 6-3 | 190

#1

Melbourne, Australia | Australian Institute of Sport

- 20-Point Games:

Nine (three in 2019-20)

- 10-Point Games: 62
(20 in 2019-20)

- 10-Rebound Games: Two (one in 2019-20)

- Five-Assist Games:

One (zero in 2019-20)

- Double-Doubles: Two (one in 2019-20)

- Considered by Jim Larrañaga to be one of the best 3-point shooters he has coached

- Long-range shooting ability is his most

consistent asset, but is also very effective

getting in the paint and then making runners, floaters and a variety of layups

- Wore No. 4 as a freshman in 2016-17

- Led the ACC with a 41.1 percent 3-point mark in 2017-18, becoming the fifth Hurricane to pace the league and the first since Malcolm Grant in 2010-11

- Set new career highs in points (25) and made field goals (nine) in the win over Missouri State (11/21), starting 9-of-11 from the floor before finishing 9-of-13

- Finished tied for first at the Charleston Classic in 3-point percentage (50.0, 7-of-14), as well as eighth in scoring (14.7) and No. 10 in field goal percentage (54.8, 17-of-31)

- In the Hurricanes' win over Temple (12/17) at the Barclays Center, became the 40th player in program history to reach 1,000 career points, including the ninth under Jim Larrañaga

- Went 8-of-8 from the line against Coppin State (12/21), setting career highs in both makes and attempts

- Connected on at least one 3-pointer in the first 20 contests of both his junior and senior campaigns before going without a make in the 21st—snapping 33- and 22-game streaks—both years

- Selected as one of 30 Senior CLASS Award candidates in the country, including the only representative from the ACC

- Tabbed as one of 10 ACC players on the Dos Equis 3X3U National Championship Watch List

- One of four Hurricanes with at least 250 made 3-pointers and one of four with at least 100 makes in ACC play, joining Jack McClinton as the lone players in both groups

- Ranks third all-time at Miami in 3-pointers attempted (698), tied for third in 3-pointers made (260) and No. 15 in 3-point percentage (37.2)

- Currently sits No. 23 on the ACC's all-time made 3-pointers leaderboard

- Started a GoFundMe page on 1/2 to raise money for the New South Wales Fire Service for its bushfire crisis relief efforts in his home country of Australia and is donating \$5 for every 3-pointer he makes in ACC play—currently at \$160 from 32 makes in 15 games—in a pledge that ESPN's Jay Bilas, Holly Rowe and Dan Shulman all matched on 1/4 before Miami's game against Duke

As a Senior (2019-20): Senior CLASS Award candidate, Dos Equis 3X3U National Championship Watch List

As a Junior (2018-19): Played in all 32 games, with 25 starts ... Finished sixth in ACC in 3-point field goals made (2.53/game) ... Hit three or more 3-pointers in 16 games ... Had streak of 33 consecutive games with at least one 3-pointer made snapped on Feb. 2 at Virginia (at the time, was longest active streak in ACC, third-longest in program history and 20th-longest in ACC history) ... Placed No. 21 in the ACC in minutes per game (32.0) ... Hit four 3-pointers and scored 16 points in season opener against Lehigh (11/9) ... Averaged 11.7 ppg and 5.7 rpg in three games at Wooden Legacy ... Hit season-high five 3-pointers and scored 19 points at Louisville (1/6) ... Recorded first-career double-double with 15 points

2019-20	P	R	A
Opposition			
Louisville	16	4	3
Florida Atlantic	8	3	1
at UCF	16	4	4
Quinnipiac	13	10	1
vs. Missouri State	25	2	1
vs. Florida	8	1	1
vs. UConn	11	3	1
at Illinois	20	3	0
Alabama A&M	17	1	1
vs. Temple	11	8	0
Coppin State	21	1	1
at Clemson	15	7	1
Duke	9	4	1
at Louisville	12	5	0
at NC State	13	1	1
Pittsburgh	16	7	1
at NC State	19	3	1
Florida State	12	3	0
at Duke	19	3	0
at North Carolina	8	2	0
Virginia Tech	18	7	1
at Pittsburgh	10	9	1
NC State	18	6	1
at Florida State	12	3	2
Boston College	7	3	2
Wake Forest	-	-	-
at Virginia Tech	-	-	-
at Notre Dame	-	-	-
at Georgia Tech	-	-	-
Virginia	-	-	-
Syracuse	-	-	-

2018-19	P	R	A
Opposition			
Lehigh	16	3	2
Stephen F. Austin	17	4	0
Bethune-Cookman	20	5	2
vs. La Salle	15	7	3
vs. Fresno State	12	5	1
vs. Seton Hall	8	5	5
Rutgers	3	3	0
vs. Yale	17	6	1
at Penn	10	3	0
Houston Baptist	13	5	4
Florida Atlantic	9	5	3
Campbell	10	4	2
NC State	6	3	1
at Louisville	19	4	0
at Florida State	6	5	1
Wake Forest	14	4	0
North Carolina	3	3	0
at Syracuse	11	8	1
Florida State	12	3	0
Virginia Tech	8	1	2
at Virginia	0	2	0
Notre Dame	15	10	1
at North Carolina	11	7	2
Clemson	22	3	2
at Boston College	2	1	0
Georgia Tech	21	5	4
at Wake Forest	12	6	0
at Duke	4	5	0
Pittsburgh	13	4	0
at Virginia Tech	9	6	0
vs. Wake Forest	21	6	0
vs. Virginia Tech	17	3	0

2017-18	P	R	A
Opposition			
Gardner-Webb	7	2	0
Navy	16	3	0
Florida A&M	15	4	2
vs. La Salle	8	1	0
North Florida	2	2	0
at Minnesota	11	2	0
vs. Princeton	20	3	1
Boston University	15	5	0
at George Washington	10	1	0
at Hawai'i	6	3	0
vs. New Mexico State	15	5	1
vs. Middle Tennessee	13	5	1
at Pittsburgh	3	2	0
at Georgia Tech	3	1	0
Florida State	8	3	4
at Clemson	0	0	0
Duke	0	2	0
at NC State	6	4	0
Louisville	0	0	0
at Florida State	20	2	0
Pittsburgh	8	3	0
at Virginia Tech	14	1	0
Wake Forest	9	5	1
at Boston College	17	6	0
Virginia	5	0	0
Syracuse	6	3	1
at Notre Dame	3	0	0
Boston College	8	2	1
at North Carolina	10	3	0
Virginia Tech	16	1	1
vs. North Carolina	6	1	0
vs. Loyola Chicago	9	5	1

2016-17	P	R	A
Opposition			
Western Carolina	11	2	2
at North Florida	13	1	0
Penn	11	0	1
vs. Stanford	3	1	1
vs. Iowa State	5	0	0
vs. Florida	0	0	0
Rutgers	3	1	1
vs. Wofford	6	2	0
South Carolina State	17	2	2
Florida Atlantic	2	2	0
George Washington	6	3	0
Columbia	3	1	1
NC State	3	2	0
at Syracuse	18	0	0
Notre Dame	3	0	1
at Pittsburgh	6	2	1
at Wake Forest	3	0	0
at Duke	0	1	0
Boston College	3	1	0
North Carolina	3	1	0
Florida State	3	1	0
at NC State	0	1	0
Virginia Tech	5	1	0
at Louisville	3	0	0
Georgia Tech	13	2	1
Clemson	5	3	1
at Virginia	10	4	0
Duke	0	2	0
at Virginia Tech	9	1	0
at Florida State	9	3	0
vs. Syracuse	13	1	1
vs. North Carolina	6	1	1
vs. Michigan State	2	2	1

VASILJEVIC CAREER / SEASON HIGHS

Points

Career: 25-, vs. Missouri State, 11/21/19

Season: 25-, vs. Missouri State, 11/21/19

ACC: 22, vs. Clemson, 2/13/19

Rebounds

Career: 10*, vs. Quinnipiac, 11/16/19

Season: 10, vs. Quinnipiac, 11/16/19

ACC: 10, vs. Notre Dame, 2/6/19

Assists

Career: 5-, vs. Seton Hall, 11/25/18

Season: 4, at UCF, 11/12/19

ACC: 4*, vs. Georgia Tech, 2/23/19

Steals

Career: 4, vs. Pittsburgh, 3/5/19

Season: 2*, vs. Florida State, 1/18/20

ACC: 4, vs. Pittsburgh, 3/5/19

Blocked Shots

Career: 1*, vs. Clemson, 2/13/19

Season: N/A

ACC: 1, vs. Clemson, 2/13/19

Field Goals Made

Career: 9-, vs. Missouri State, 11/21/19

Season: 9-, vs. Missouri State, 11/21/19

ACC: 7*, vs. Virginia Tech, 1/28/20

Field Goal Attempts

Career: 22, vs. NC State, 2/5/20

Season: 22, vs. NC State, 2/5/20

ACC: 22, vs. NC State, 2/5/20

Free Throws Made

Career: 8, vs. Coppin State, 12/21/19

Season: 8, vs. Coppin State, 12/21/19

ACC: 6, at NC State, 1/15/20

Free Throw Attempts

Career: 8, vs. Coppin State, 12/21/19

Season: 8, vs. Coppin State, 12/21/19

ACC: 5, at Clemson, 12/31/19

3-Point Field Goals Made

Career: 6*, at Illinois, 12/2/19

Season: 6, at Illinois, 12/2/19

ACC: 6*, at Florida State, 1/27/18

3-Point Field Goal Attempts

Career: 14, vs. NC State, 2/5/20

Season: 14, vs. NC State, 2/5/20

ACC: 14, vs. NC State, 2/5/20

Minutes

Career: 43, at Clemson, 12/31/19

Season: 43, at Clemson, 12/31/19

ACC: 43, at Clemson, 12/31/19

* Recorded more than once with most recent listed
~ Regular season game at neutral site



DEJAN “DJ” VASILJEVIC

#1

and 10 rebounds against Notre Dame (2/6) ... Scored career-high 22 points in win over Clemson (2/13) and hit his first five 3-point attempts to start the second half ... Posted 21 points, including five 3-pointers, against Georgia Tech (2/23) ... Scored 21 points against Wake Forest (3/12) and 17 versus Virginia Tech (3/13) in ACC Tournament, finishing 8-of-17 overall from 3-point range ... Played all 40 minutes for first time in career in the contest against the Hokies.

As a Sophomore (2017-18): All-ACC Academic Team

Played in all 32 games, with 20 starts ... Averaged 9.0 points and 2.5 rebounds per game ... Led ACC in 3-point FG percentage at 41.1 percent (67-163) ... Led team in 3-point field goals (67) ... Hit at least one 3-pointer in 29 of 32 games, including 20 games with two or more ... Hit at least one 3-pointer in 13 straight games to end season ... Connected 32-of-66 3-point attempts over last 11 games of season (.485) ... Made first college start in 2017-18 season opener against Gardner-Webb after coming off bench in all 33 games his freshman year ... After tough shooting night in opener, bounced back to score 16 points against Navy and 15 against Florida A&M ... Hit 3-of-5 from 3-point range and scored 11 points in win at No. 12 Minnesota (11/29) ... Scored career-high 20 points and hit 5-of-7 3-pointers in win over Princeton (12/2) ... Recorded 15 points and hit 3-of-6 3-pointers in win over Boston U. (12/5) ... Averaged 11.3 points and 4.3 rebounds in three games at Diamond Head Classic ... Hit six 3-pointers (five in second half) and matched career high with 20 points at Florida State (1/27) ... Scored 14 points, including nine in the first 5:26, in win at Virginia Tech (2/3) ... Scored 17 points at Boston College, including 11 of Miami's first 16 points (2/10) ... Perfect from field in win at UNC: 4-4 FG, 2-2 3FG, 10 points (2/27) ... Scored team-high 16 points, including 4-6 from 3-point range, in win over Virginia Tech (3/3) ... Hit 4-of-5 field-goal attempts and scored nine points with five rebounds in NCAA Tournament against Loyola Chicago (3/15).

As a Freshman (2016-17):

Miami Record Book Listings: Freshman – Season (since 2004-05): No. 1 3-point field goals made (51), No. 1 3-point field goals attempted (146), No. 5 3-point field goal percentage (34.9% / 51-146).

Freshman – Game (since 2004-05): T-No. 1 3-point field goals made (6), T-No. 1 3-point field goal attempts (12), No. 3 3-point field goal attempts (11).

Season: Played in all 33 games ... Averaged 6.0 points, 1.3 rebounds, 0.5 assists, 0.3 steals in 17.5 minutes per game ... Totaled 197 points, 44 rebounds, 15 assists, 11 steals in 577 minutes ... Hit 35.7 percent (65-182) from the field, 34.9 percent (51-146) from three and 80.0 percent (16-20) at the line ... Led or tied for team high in scoring once and steals twice ... Scored in double digits in eight games ... Notched 3-pointer in 26 outings ... Hit multiple 3-pointers in 13 games ... Multiple assists twice ... Season highs: 18 points at Syracuse, 1/4; 4 rebounds at Virginia, 2/20; 2 assists, twice; 1 steal, 10 times; 1 blocked shot vs. Stanford, 11/24; 29 minutes at Virginia, 2/20 ... Played in all 18 ACC games ... In ACC play averaged 5.3 points, 1.4 rebounds, 0.2 assists, 0.2 steals in 16.7 minutes ... In ACC play totaled 96 points, 25 rebounds, 4 assists and 4 steals in 301 minutes ... Connected on 34.4 percent (32-93) from the field, 33.3 percent (26-78) from three and 60.0 percent (6-10) at the line ... In two ACC Tournament games, averaged 9.5 points, 1.0 rebounds, 1.0 assists and 1.0 steals in 20.5 minutes per game ... Shot 6-18 from the field, 4-14 from three and 3-3 at the line ... In one NCAA Tournament game, had two points, two rebounds, one assist and one steal in 16 minutes ... Hit 1-3 from the field.

High School: Experience of playing in FIBA World Championships ... At 2015 FIBA U19 World Championships in Greece, averaged 13.3 points, 3.1 rebounds and 1.0 assists per game ... At 2014 FIBA U18 Oceania Championships, averaged of 12.6 points, 4.6 rebounds and 4.2 assists per game ... All-tournament team at the 2014 U17s, where he averaged 17.4 points, 6.6 rebounds and 1.3 assists per game and led team to silver medal ... Leading scorer at the 2013 FIBA Oceania U16 Championships, putting up 19.3 points, 3.7 rebounds and 1.0 assists per game ... Won national title with Victorian U18s team ... Captain of the U17 Australian team ... Played in the 2015 Basketball Without Borders Camp ... Participated in adidas Nations Tournament in Los Angeles ... Played at the Australian Institute of Sport (AIS) ... Played in U20 National Championships in Ipswich, averaging 16.3 points, 3.9 rebounds and 1.9 assists, hitting 48 percent of his shots, while notching 20-plus points in three games, with a high of 25 in his first outing.

Personal: Name is pronounced DAY-On Vuh-SEE-Luh-Vitch ... Goes by DJ ... Born April 26, 1997 in Calgary, Alberta, Canada, but moved to Melbourne, Australia, at age six ... Of Serbian descent ... Parents are Todor and Danijela Vasiljevic ... Both parents played semi-pro handball ... Has a younger sister, Ivana ... Started playing basketball at age 12 ... Shaping his game into the mold of Croatian scoring legend, Drazen Petrovic ... Chose to attend Miami over offers from LSU, Louisville and Stanford, among others ... Graduated in May 2019 after majoring in management and minoring in economics ... Enrolled in Miami's graduate sport administration program.

CAREER STATISTICS				Total			3-Point			Free Throws			Rebounds				Scoring								
Year	GP	GS	Min	Avg	FG	FGA	Pct	FG	FGA	Pct	FT	FTA	Pct	Off	Def	Tot	Avg	PF	FO	Ast	TO	Blk	Stl	Pts	Avg
2016-17	33	0	577	17.5	65	182	.357	51	146	.349	16	20	.800	5	39	44	1.3	31	0	15	13	1	11	197	6.0
2017-18	32	20	731	22.8	104	231	.450	67	163	.411	14	16	.875	15	65	80	2.5	49	0	14	16	2	13	289	9.0
2018-19	32	25	1024	32.0	125	312	.401	81	221	.367	45	49	.918	33	111	144	4.5	50	0	37	27	1	22	376	11.8
2019-20	25	25	848	33.9	119	280	.425	61	168	.363	47	54	.870	7	98	105	4.2	33	0	27	26	2	16	346	13.8
TOTAL	122	70	3180	26.1	413	1005	.411	260	698	.372	122	139	.878	60	313	373	3.1	163	0	93	82	6	62	1208	9.9



SAM WAARDENBURG

REDSHIRT JUNIOR | FORWARD | 6-10 | 215

#21

Auckland, New Zealand | Rangitoto College

- 10-Point Games: 12 (five in 2019-20)

- 10-Rebound Games: Five (all in 2019-20)

- Has the potential to be Miami's best defender and is both bigger and stronger than he was the past two seasons

- A quality 3-point shooter who can also drive to the rim and finish strong

- One of four players, just three of whom are on scholarship, from New Zealand in a high-major league (ACC, Big 12, BIG EAST, Big Ten, Pac-12 and SEC), along with DePaul's Flynn Cameron (Auckland), Washington's Sam Timmins (Dunedin) and TCU walk-on Harrison Young (Auckland)

- Logged his first-career double-digit rebounding game by tallying 11 against Florida Atlantic (11/8) and finished one point shy of a double-double

- In the win over Alabama A&M (12/14), recorded a second straight double-digit scoring game for the first time in his career, as well as set career bests in both free throws made (five) and attempted (nine)

- Notched his first-career double-double in the win over Coppin State (12/23), posting a career-high 15 points and co-career-best 11 rebounds, as well as setting new top marks in made field goals (six) and 3-point attempts (five), plus matching his top total in made 3-pointers (three)

- Tied his career best and set a new ACC high with 15 points at eighth-ranked Florida State (2/8), making all four of his field goals, his lone 3-pointer and all six of his free throws

- After starting the first 23 contests of the year, did not play against Boston College (2/12) due to an injury sustained from getting elbowed in the face in practice the day before the game

As a Redshirt Sophomore (2018-19): Played in all 32 games, with 11 starts ... Scored 10 points on perfect shooting (3-3 FG, 2-2 3FG, 2-2 FT) at Boston College (2/17) ... Scored 10 points in 36 minutes at Virginia (2/2) ... Recorded nine points in 30 minutes against Virginia Tech (1/30) ... Scored 13 points on 4-for-4 shooting against Florida State (1/27) ... Grabbed career-high nine rebounds and added six points and three assists in 26 minutes against Wake Forest (1/12) ... Recorded eight rebounds at Louisville (1/6) ... Scored career-high 14 points in 37 minutes at Penn (12/4) ... Averaged 7.0 ppg and 4.3 rpg in three games at Wooden Legacy ... Made first-career start and scored 11 points with career-high five rebounds in career-high 28 minutes in season opener against Lehigh (11/9).

As a Redshirt Freshman (2017-18): Played in 21 games off bench, including each of last 15 contests ... Averaged 3.3 points and 2.8 rebounds per game ... Shot 43.8 percent (14-32) from 3-point range ... Averaged 16.7 minutes per game in conference play ... Did not play in first three games of season (back) ... Made solid Miami debut with seven points and two rebounds in 12 minutes of action vs. La Salle (11/22) ... Scored nine points and added six rebounds against North Florida (11/25) ... Saw first action in ACC play in final minute of first half at NC State (1/21) ... Played 13 minutes off bench against Louisville and recorded career-high seven rebounds (1/24) ... Hit three straight 3-pointers in second half and scored career-high 12 points in win over Wake Forest (2/7) ... Nailed pair of 3-pointers and racked up three steals at Boston College (2/10) ... Played season-high 23 minutes and pulled down six rebounds in comeback win over Boston College (2/24).

As a Freshman (2016-17): Enrolled at Miami at the semester break ... Did not compete and redshirted.

High School: Won tournament MVP honors when he helped Rangitoto College win the SAS Secondary Schools National Championship. In the final game, he had 18 points, eight rebounds and four blocks ... Internationally, has represented New Zealand in the FIBA 3x3 U18 World Championship in Kazakhstan ... On the U17 team that won silver at the age-groups FIBA Oceania Championships ... Member of the U16 team that won bronze at the Australian State Championships ... Played in adidas Nations Tournament in Los Angeles, averaging 13.4 points and 6.4 rebounds in five outings, finishing 7-of-11 from long range in the event and to be named one of the top 10 players of the camp ... Played in the National Basketball Players Association (NBPA) Top 100 High School Basketball Camp in Charlottesville, Va. ... Named the most outstanding player at both the Nike All Asia Camp in Beijing and the Basketball Without Borders Camp in Australia ... Spent time with the Supercity Rangers and the Breakers Academy, which led him to a role as a development player for the SKYCITY Breakers ... Played games in the United States with Harbour Basketball.

Personal: Joins Hurricanes DJ Vasiljevic and Deng Gak, both of Australia, as the third player from the Australasia region of the South Pacific ... Majoring in geography with a minor in sociology ... Chose Miami over offers from Virginia, SMU and Utah.

2019-20				
Opposition	P	R	A	
Louisville	2	4	1	
Florida Atlantic	9	11	2	
at UCF	2	2	1	
Quinnipiac	4	5	1	
vs. Missouri State	0	5	1	
vs. Florida	5	5	1	
vs. UConn	6	5	0	
at Illinois	12	8	1	
Alabama A&M	11	9	1	
vs. Temple	8	5	1	
Coppin State	15	11	1	
at Clemson	7	6	2	
Duke	11	6	0	
at Louisville	5	10	2	
Pittsburgh	7	10	3	
at NC State	1	3	0	
Florida State	7	11	1	
at Duke	0	5	2	
at North Carolina	2	2	2	
Virginia Tech	9	6	0	
at Pittsburgh	5	5	2	
NC State	5	7	0	
at Florida State	15	3	1	
Boston College	9	7	0	
Wake Forest	-	-	-	
at Virginia Tech	-	-	-	
at Notre Dame	-	-	-	
at Georgia Tech	-	-	-	
Virginia	-	-	-	
Syracuse	-	-	-	

2018-19				
Opposition	P	R	A	
Lehigh	11	5	2	
Stephen F. Austin	2	4	5	
Bethune-Cookman	8	4	1	
vs. La Salle	10	4	2	
vs. Fresno State	6	4	0	
vs. Seton Hall	5	5	0	
Rutgers	2	3	0	
vs. Yale	0	0	0	
at Penn	14	3	0	
Houston Baptist	6	3	1	
Florida Atlantic	4	2	1	
Campbell	2	4	1	
NC State	0	0	0	
at Louisville	2	8	1	
at Florida State	4	0	0	
Wake Forest	6	9	3	
North Carolina	5	3	3	
at Syracuse	0	3	1	
Florida State	13	2	1	
Virginia Tech	9	6	3	
at Virginia	10	3	0	
Notre Dame	2	5	0	
at North Carolina	8	3	1	
Clemson	6	2	0	
at Boston College	10	5	2	
Georgia Tech	7	2	1	
at Wake Forest	4	1	3	
at Duke	6	3	2	
Pittsburgh	0	1	2	
at Virginia Tech	0	5	0	
vs. Wake Forest	6	5	1	
vs. Virginia Tech	2	6	1	

2017-18				
Opposition	P	R	A	
Gardner-Webb	-	-	-	
Navy	-	-	-	
Florida A&M	-	-	-	
vs. La Salle	7	2	0	
North Florida	9	6	1	
at Minnesota	0	1	0	
vs. Princeton	0	4	0	
Boston University	0	2	0	
at George Washington	-	-	-	
at Hawai'i	-	-	-	
vs. New Mexico State	0	0	0	
vs. Middle Tennessee	-	-	-	
at Pittsburgh	-	-	-	
at Georgia Tech	-	-	-	
Florida State	-	-	-	
at Clemson	-	-	-	
Duke	-	-	-	
at NC State	0	0	0	
Louisville	0	7	1	
at Florida State	5	1	0	
Pittsburgh	4	4	1	
at Virginia Tech	3	5	0	
Wake Forest	12	3	1	
at Boston College	6	0	0	
Virginia	6	0	0	
Syracuse	2	4	0	
at Notre Dame	6	2	0	
Boston College	4	6	1	
at North Carolina	3	2	4	
Virginia Tech	0	5	1	
vs. North Carolina	2	3	3	
vs. Loyola Chicago	0	2	4	

WAARDENBURG CAREER / SEASON HIGHS

Points

Career: 15*, at Florida State, 2/8/20

Season: 15*, at Florida State, 2/8/20

ACC: 15, at Florida State, 2/8/20

Rebounds

Career: 11*, vs. Florida State, 1/18/20

Season: 11*, vs. Florida State, 1/18/20

ACC: 11, vs. Florida State, 1/18/20

Assists

Career: 5, vs. Stephen F. Austin, 11/13/18

Season: 2*, at Pittsburgh, 2/2/20

ACC: 4, at North Carolina, 2/27/18

Steals

Career: 3, at Boston College, 2/10/18

Season: 2*, at Duke, 1/21/20

ACC: 3, at Boston College, 2/10/18

Blocked Shots

Career: 3~, vs. Temple, 12/17/19

Season: 3~, vs. Temple, 12/17/19

ACC: 2*, vs. Pittsburgh, 1/12/20

Field Goals Made

Career: 6, vs. Coppin State, 12/21/19

Season: 6, vs. Coppin State, 12/21/19

ACC: 4*, at Florida State, 2/8/20

Field Goal Attempts

Career: 10~, vs. La Salle, 11/22/18

Season: 9*, vs. Pittsburgh, 1/12/20

ACC: 9*, vs. Pittsburgh, 1/12/20

Free Throws Made

Career: 6, at Florida State, 2/8/20

Season: 6, at Florida State, 2/8/20

ACC: 6, at Florida State, 2/8/20

Free Throw Attempts

Career: 9, vs. Alabama A&M, 12/14/19

Season: 9, vs. Alabama A&M, 12/14/19

ACC: 6, at Florida State, 2/8/20

3-Point Field Goals Made

Career: 3*, vs. Coppin State, 12/21/19

Season: 3, vs. Coppin State, 12/21/19

ACC: 3, vs. Wake Forest, 2/7/18

3-Point Field Goal Attempts

Career: 5*, at Clemson, 12/31/19

Season: 5*, at Clemson, 12/31/19

ACC: 5, at Clemson, 12/31/19

Minutes

Career: 41, vs. Florida State, 1/18/20

Season: 41, vs. Florida State, 1/18/20

ACC: 41, vs. Florida State, 1/18/20

* Recorded more than once with most recent listed
~ Regular season game at neutral site

CAREER STATISTICS					Total			3-Point			Free Throws			Rebounds				Scoring									
Year	GP	GS	Min	Avg	FG	FGA	Pct	FG	FGA	Pct	FT	FTA	Pct	Off	Def	Tot	Avg	PF	FO	Ast	TO	Blk	Stl	Pts	Avg		
2016-17	DNP																										
2017-18	21	0	310	14.8	24	58	.414	14	32	.438	7	8	.875	26	33	59	2.8	31	0	17	14	9	10	69	3.3		
2018-19	32	11	798	24.9	56	134	.418	19	54	.352	39	52	.750	35	78	113	3.5	71	0	38	37	11	16	170	5.3		
2019-20	24	23	703	29.3	55	123	.447	11	42	.262	36	53	.679	41	110	151	6.3	40	0	27	28	23	19	157	6.5		
TOTAL	77	34	1811	23.5	135	315	.429	44	128	.344	82	113	.726	102	221	323	4.2	142	0	82	79	43	45	396	5.1		



ANTHONY WALKER

FRESHMAN | FORWARD | 6-9 | 208

#11

Baltimore, Md. | Brewster Academy (N.H.)

- 10-Point Games: One (one in 2019-20)
- Possesses tremendous long-term potential
- Expected to make an impact as a freshman, but will improve as he gains valuable experience
- Logged nine points and five rebounds versus fifth-ranked Louisville (11/5) in the first game of his career
- After playing 11 total minutes and logging three "DNPs" in the prior five games, saw 13 minutes of action in the game against Florida State (1/18) and followed that with a then-career-high 24 at Duke (1/21) in the Hurricanes' next outing
- Set career highs in points (14), field goals made (four) and attempted (eight), free throws made (five) and attempted (five), 3-point attempts (four) and minutes (25) at North Carolina (1/25), plus tied his high in made 3-pointers (one)
- In the win over Boston College (2/12), finished with nine points, tying his second-highest mark in a game, on 4-of-7 shooting, matching his most makes in a contest

2019-20				
Opposition	P	R	A	
Louisville	9	5	0	
Florida Atlantic	4	2	1	
at UCF	6	2	1	
Quinnipiac	4	3	1	
vs. Missouri State	0	1	0	
vs. Florida	4	1	0	
vs. UConn	2	2	0	
at Illinois	0	0	0	
Alabama A&M	0	0	0	
vs. Temple	-	-	-	
Coppin State	3	2	0	
at Clemson	-	-	-	
Duke	0	0	0	
at Louisville	0	0	0	
Pittsburgh	-	-	-	
at NC State	-	-	-	
Florida State	2	3	0	
at Duke	4	4	0	
at North Carolina	14	3	0	
Virginia Tech	7	4	0	
at Pittsburgh	0	2	0	
NC State	6	7	0	
at Florida State	0	5	2	
Boston College	9	3	0	
Wake Forest	2	1	0	
at Virginia Tech	-	-	-	
at Notre Dame	-	-	-	
at Georgia Tech	-	-	-	
Virginia	-	-	-	
Syracuse	-	-	-	

WALKER CAREER / SEASON HIGHS

Points

Career: 14, at North Carolina, 1/25/20
 Season: 14, at North Carolina, 1/25/20
 ACC: 14, at North Carolina, 1/25/20

Rebounds

Career: 7, vs. NC State, 2/5/20
 Season: 7, vs. NC State, 2/5/20
 ACC: 7, vs. NC State, 2/5/20

Assists

Career: 2, at Florida State, 2/8/20
 Season: 2, at Florida State, 2/8/20
 ACC: 2, at Florida State, 2/8/20

Steals

Career: 2, at UCF, 11/12/19
 Season: 2, at UCF, 11/12/19
 ACC: 1*, vs. Boston College, 2/12/20

Blocked Shots

Career: 3-, vs. UConn, 11/24/19
 Season: 3-, vs. UConn, 11/24/19
 ACC: 2, vs. Virginia Tech, 1/28/20

Field Goals Made

Career: 4*, vs. Boston College, 2/12/20
 Season: 4*, vs. Boston College, 2/12/20
 ACC: 4*, vs. Boston College, 2/12/20

Field Goal Attempts

Career: 8, at North Carolina, 1/25/20
 Season: 8, at North Carolina, 1/25/20
 ACC: 8, at North Carolina, 1/25/20

Free Throws Made

Career: 5, at North Carolina, 1/25/20
 Season: 5, at North Carolina, 1/25/20
 ACC: 5, at North Carolina, 1/25/20

Free Throw Attempts

Career: 5, at North Carolina, 1/25/20
 Season: 5, at North Carolina, 1/25/20
 ACC: 5, at North Carolina, 1/25/20

3-Point Field Goals Made

Career: 1*, at North Carolina, 1/25/20
 Season: 1*, at North Carolina, 1/25/20
 ACC: 1*, at North Carolina, 1/25/20

3-Point Field Goal Attempts

Career: 4, at North Carolina, 1/25/20
 Season: 4, at North Carolina, 1/25/20
 ACC: 4, at North Carolina, 1/25/20

Minutes

Career: 25, at North Carolina, 1/25/20
 Season: 25, at North Carolina, 1/25/20
 ACC: 25, at North Carolina, 1/25/20

* Recorded more than once with most recent listed
 ~ Regular season game at neutral site

High School: Graduated from Brewster Academy (N.H.) ... Listed as a four-star prospect by ESPN, as well as a three-star recruit by 247Sports and Rivals ... Tabbed as the No. 33 power forward in the country by both 247Sports and Rivals ... McDonald's All-American Game nominee ... Helped Brewster win the National Prep Championships and a region championship, as well as reach the NEPSAC AAA title game, during his lone year with the team ... Led Perry Hall (Md.) to 4A state crowns, the first two in school history, as a junior and sophomore ... Attended Hope Academy (Ga.) as a freshman and did not play basketball ... Member of multiple high schools honor rolls ... Numerous NBA players have attended Brewster, including Will Barton, Donovan Mitchell, Thomas Robinson and TJ Warren.

Personal: Full name is Anthony Edward Walker III ... Born Feb. 9, 2001 ... Parents are Anthony Walker, Jr., and Towanda Hayes ... Has a younger brother, Darius ... Majoring in sociology ... Started playing competitive basketball as a 15-year-old sophomore ... Favorite athlete is Giannis Antetokounmpo ... Best sports memory is making a game-winning shot in the state playoffs as a junior ... Chose Miami because he felt was a great fit both basketball-wise and academically ... Committed to Miami over Kansas, Maryland, Pittsburgh, Seton Hall and VCU.

CAREER STATISTICS					Total			3-Point			Free Throws			Rebounds			Scoring								
Year	GP	GS	Min	Avg	FG	FGA	Pct	FG	FGA	Pct	FT	FTA	Pct	Off	Def	Tot	Avg	PF	FO	Ast	TO	Blk	Stl	Pts	Avg
2019-20	21	0	285	13.6	29	72	.403	3	18	.167	15	21	.714	23	27	50	2.4	29	0	5	14	15	13	76	3.6
TOTAL	21	0	285	13.6	29	72	.403	3	18	.167	15	21	.714	23	27	50	2.4	29	0	5	14	15	13	76	3.6



ISAIAH WONG

FRESHMAN | GUARD | 6-3 | 172

#2

Piscataway, N.J. | Monsignor Bonner (Pa.)

- 20-Point Games: Two (both in 2019-20)
- 10-Point Games: Seven (all in 2019-20)
- High-octane scorer who is consistently in attack mode
- Aggressive player at both ends of the court
- After scoring 12 points in the prior eight games combined, logged a then- career-high eight at eighth-ranked Duke (1/21), adding then-career bests in free throws made (four) and attempted (six), plus steals (two)
- At North Carolina (1/25), finished with then-career highs in points (19), field goals made (six) and attempted (11), 3-pointers made (two) and attempted (six), made free throws (five) and minutes (35), plus tied his top marks in assists (three)
- His 19 points versus the Tar Heels, which came in his first collegiate start in place of the injured Kameron McGusty, were the most by a Miami freshman since Lonnie Walker IV had the same total on 2/19/18 versus Notre Dame
- Scored in double figures in each of his first six starts after not tallying even nine points in a game through the first 18 outings of his career
- Set career highs in points (23), made field goals (eight) and field goals attempted (12), as well as tied his top mark in made free throws (five), at eighth-ranked Florida State (2/8)
- Against the Seminoles, became the eighth Miami freshman, including the sixth true freshman, to record a 20-point performance in the ACC era (2004-05) and just the third of that group to do so on the road
- Posted 21 points, five rebounds, three assists and zero turnovers in the win over Boston College (2/12), finishing 7-of-10 from the floor, 2-of-2 on 3-pointers and 5-of-6 at the line
- First Miami freshman in the ACC era with back-to-back 20-point games and the first overall since Marcus Barnes, who did so in January 2001
- One of four Miami true freshmen with back-to-back 20-point games since the program rebirth in 1985-86, joining Barnes, Steven Edwards (1992-93) and Eric Brown (1985-86), and the fifth including redshirt freshmen (Dennis Burns, 1985-86)
- Fourth Miami freshmen in the ACC era with multiple 20-point games, joining Lonnie Walker IV (2017-18), Bruce Brown, Jr. (2016-17) and Durand Scott (2009-10)
- Named ACC Freshman of the Week—seventh individual and 13th total honor—on 2/17, becoming the first Hurricane to claim the award since Lonnie Walker IV on 2/5/18, after averaging 17.0 points on 60.0 percent shooting in wins over Boston College (2/12) and Wake Forest (2/15), adding 4.5 rebounds and 3.0 assists per outing

2019-20				
Opposition	P	R	A	
Louisville	2	2	0	
Florida Atlantic	4	1	0	
at UCF	0	1	0	
Quinnipiac	7	1	2	
vs. Missouri State	5	0	2	
vs. Florida	5	3	1	
vs. UConn	7	1	3	
at Illinois	2	2	0	
Alabama A&M	4	2	1	
vs. Temple	0	0	0	
Coppin State	3	2	2	
at Clemson	0	1	0	
Duke	2	1	0	
at Louisville	3	2	0	
Pittsburgh	2	3	0	
at NC State	2	6	0	
Florida State	0	0	0	
at Duke	8	1	0	
at North Carolina	19	2	3	
Virginia Tech	10	1	1	
at Pittsburgh	15	2	0	
NC State	12	7	2	
at Florida State	23	1	1	
Boston College	21	5	3	
Wake Forest	13	4	3	
at Virginia Tech	-	-	-	
at Notre Dame	-	-	-	
at Georgia Tech	-	-	-	
Virginia	-	-	-	
Syracuse	-	-	-	

WONG CAREER / SEASON HIGHS

Points

Career: 23, at Florida State, 2/8/20
 Season: 23, at Florida State, 2/8/20
 ACC: 23, at Florida State, 2/8/20

Rebounds

Career: 7, vs. NC State, 2/5/20
 Season: 7, vs. NC State, 2/5/20
 ACC: 7, vs. NC State, 2/5/20

Assists

Career: 3*, vs. Wake Forest, 2/15/20
 Season: 3*, vs. Wake Forest, 2/15/20
 ACC: 3*, vs. Wake Forest, 2/15/20

Steals

Career: 3, vs. NC State, 2/5/20
 Season: 3, vs. NC State, 2/5/20
 ACC: 3, vs. NC State, 2/5/20

Blocked Shots

Career: 1*, at Pittsburgh, 2/2/20
 Season: 1*, at Pittsburgh, 2/2/20
 ACC: 1*, at Pittsburgh, 2/2/20

Field Goals Made

Career: 8, at Florida State, 2/8/20
 Season: 8, at Florida State, 2/8/20
 ACC: 8, at Florida State, 2/8/20

Field Goal Attempts

Career: 12, at Florida State, 2/8/20
 Season: 12, at Florida State, 2/8/20
 ACC: 12, at Florida State, 2/8/20

Free Throws Made

Career: 5*, at Florida State, 2/8/20
 Season: 5*, at Florida State, 2/8/20
 ACC: 5*, at Florida State, 2/8/20

Free Throw Attempts

Career: 6*, vs. NC State, 2/5/20
 Season: 6*, vs. NC State, 2/5/20
 ACC: 6*, vs. NC State, 2/5/20

3-Point Field Goals Made

Career: 2*, at Florida State, 2/8/20
 Season: 2*, at Florida State, 2/8/20
 ACC: 2*, at Florida State, 2/8/20

3-Point Field Goal Attempts

Career: 6, at North Carolina, 1/25/20
 Season: 6, at North Carolina, 1/25/20
 ACC: 6, at North Carolina, 1/25/20

Minutes

Career: 39*, vs. NC State, 2/5/20
 Season: 39*, vs. NC State, 2/5/20
 ACC: 39*, vs. NC State, 2/5/20

* Recorded more than once with most recent listed

As a Freshman (2019-20): ACC Freshman of the Week (2/17) ... College Sports Madness ACC Player of the Week (2/17)

High School: Graduated from Monsignor Bonner (Pa.) ... Consensus top-90, four-star recruit ... Ranked No. 78 nationally, including No. 12 among point guards, by Rivals ... Tabbed No. 83 in the country and No. 16 among shooting guards by ESPN ... Listed No. 87 overall, including No. 13 among combo guards, by 247Sports, as well as No. 79 nationally in its composite rankings ... McDonald's All-American Game nominee ... Helped Bonner go 22-6 and reach the 4A state finals his senior season, logging 29 points and eight rebounds in the title game ... Averaged 22.0 points and 7.4 rebounds per game, claiming a second straight Philadelphia Catholic League MVP distinction ... Posted 22.3 points and 6.9 boards per game as a junior, winning his first PCL MVP award ... Attended Notre Dame (N.J.) the first two years of his high school tenure ... Won the Mercer County Tournament title as a freshman ... Notable Bonner alums include former NBA general managers John Nash and Ed Stefanski, La Salle head men's basketball coach Ashley Howard, Villanova head women's basketball coach Harry Perretta, 1973 Heisman Trophy winner John Cappelletti and 12-year NFL veteran Anthony Becht.

Personal: Full name is Isaiah Robert-Johan Wong ... Nickname is Zay ... Born Jan. 28, 2001 ... Parents are Terrence and Lachelle Wong ... Has two older brothers, Brian and Tyler, and a younger brother, Elijah ... Majoring in sport administration ... Favorite athlete is Kobe Bryant ... Best sports memory is making a game-winning shot against Roman Catholic in a league game as a senior ... Chose Miami because he felt it was a great opportunity and he could have a big role ... Committed to Miami over Clemson, Connecticut, Pittsburgh and Villanova.

CAREER STATISTICS				Total			3-Point			Free Throws			Rebounds			Scoring									
Year	GP	GS	Min	Avg	FG	FGA	Pct	FG	FGA	Pct	FT	FTA	Pct	Off	Def	Tot	Avg	PF	FO	Ast	TO	Blk	Stl	Pts	Avg
2019-20	25	7	462	18.5	56	128	.438	15	33	.455	42	55	.764	17	36	53	2.1	31	0	24	33	7	9	169	6.8
TOTAL	25	7	462	18.5	56	128	.438	15	33	.455	42	55	.764	17	36	53	2.1	31	0	24	33	7	9	169	6.8

Official Basketball Box Score -- Game Totals -- Final Statistics
#5 Louisville vs Miami
11/05/19 6:30 p.m. at Coral Gables, Fla. (Watso Center)
#5 Louisville 87 • 1-0, 0-0 ACC

##	Player	Total	FG	FGA	FT	FTA	Rebounds	PF	TP	A	O	Bk	Stl	Min
							Off Def Tot							
24	Dwayne Sutton	7	5-7	0-0	4-6	3	2	5	0	16	1	0	0	28
31	Jordan Nwora	8	8-16	4-6	3-3	2	10	12	0	23	2	2	1	31
21	Steven Enoch	7	6-7	0-1	2	3	9	12	2	11	0	0	0	19
02	Darius Perry	9	1-6	0-3	0-0	0	3	3	2	2	4	2	0	26
3	Ryan McChown	9	6-10	4-7	0-0	0	4	0	1	16	2	0	0	24
00	Lamar Kimble	2	1-5	0-1	2-2	0	0	0	2	6	3	1	2	20
10	Samuel Williamson	6	9-9	1-1	0-1	2	3	5	4	13	1	3	0	24
11	Quinn Slazenski	0	0-2	0-0	0-0	0	1	2	0	1	0	0	0	7
00	Josh Nickleberry	0	0-0	0-0	0-0	0	0	0	0	0	0	0	0	0
22	Aidan Iglehoun	0	0-1	0-0	0-0	0	0	0	0	0	2	1	0	12
Team							2	2	2	2	2	2	2	
Totals		34-63	9-19	10-14	10	30	40	17	87	14	13	4	8	200

FG % 1st Half: 17-32 53.1% 2nd Half: 17-31 54.8% Game: 34-63 54.0%
 3FG % 1st Half: 4-9 44.4% 2nd Half: 5-10 50.0% Game: 9-19 47.4%
 FT % 1st Half: 7-10 70.0% 2nd Half: 3-4 75.0% Game: 10-14 71.4%

Miami 74 • 0-1, 0-1 ACC

##	Player	FG			3-PT			Rebounds			PF	TP	A	T	Bk	Stl	Min
		F	T	P	F	T	P	O	D	T							
21	Sam Waardenburg	1	3	0	0	0	0	0	4	1	2	1	2	0	0	0	23
14	Rodney Miller	0	3	5	0	0	2	3	6	9	3	6	0	0	0	0	20
00	Chris Lykes	0	1	1	2	4	0	0	1	1	3	18	5	2	0	0	32
01	DJ Vasiljevic	9	6	10	4	7	0	0	4	4	0	16	3	0	0	0	22
23	Kameron McGusty	6	5	13	2	5	0	0	2	2	12	1	2	0	0	0	24
02	Isiah Wong	1	1	6	0	2	0	2	1	1	2	0	2	0	0	0	17
05	Harold Beverly	4	4	11	0	0	0	0	1	2	9	2	0	0	0	1	27
11	Anthony Walker	3	3	6	1	2	4	3	2	5	9	0	0	0	0	0	18
22	Deng Gak	0	0	0	0	0	1	0	2	2	0	0	0	1	2	2	12
	Team								3	5	0	0	0	0	0	0	
Totals		30	69	10	24	4	11	13	22	35	74	12	10	4	6	200	

FG % 1st Half: 12-24 50.0% 2nd Half: 18-35 51.4% Game: 30-69 51.4%
 3FG % 1st Half: 2-8 25.0% 2nd Half: 8-16 50.0% Game: 10-24 41.7%
 FT % 1st Half: 0-0 0.0% 2nd Half: 4-11 36.4% Game: 4-11 36.4%

Officials: Ron Groover, Ted Valentine, Mike Adams
 Technical Refs: #5 Louisville-None, Miami-None
 Attendance: 7576

Score by periods	1st	2nd	Total
#5 Louisville	42	45	87
Miami	26	48	74

Last FG - LOU 2nd-03:16, UM 2nd-00:32
 Largest Lead - LOU by 13-02:49, UM by 7-11:41
 LOU led for 30:02, UM led for 08:31. Game was tied for 00:47.

Official Basketball Box Score -- Game Totals -- Final Statistics
Florida Atlantic vs Miami
11/08/19 7:00 p.m. at Coral Gables, Fla. (Watso Center)
Florida Atlantic 60 • 1-1, 0-0 C-USA

##	Player	Total	FG	FGA	FT	FTA	Rebounds	PF	TP	A	O	Bk	Stl	Min
							Off Def Tot							
01	Madiaw Niani	7	2-7	0-2	3-4	4	8	12	2	7	0	1	3	23
03	Jaylen Seabree	1	1-10	0-6	1-2	1	3	4	0	3	1	0	0	24
25	Karl Silms	1	4-8	2-4	2-2	2	3	5	4	12	0	1	0	14
11	Michael Forrest	8	1-4	1-3	0-0	2	0	2	0	1	3	2	0	23
23	Richardson Maltre	9	1-4	0-0	0-0	0	2	2	0	2	3	1	1	18
00	Kornelius Taylor	6	1-9	2-4	0-0	0	1	1	10	1	2	0	0	20
02	Everett Winchester	1	1-4	1-2	0-0	0	0	0	3	1	1	0	1	16
04	D.J. Robertson	2	0-2	0-0	0-0	0	1	1	0	1	0	2	1	0
05	Carrington McCaskill	0	0-2	0-0	1-2	0	0	0	0	5	0	0	0	0
12	Aleksander Zecovic	3	3-5	0-1	0-0	1	3	4	1	6	1	1	0	19
13	Kenan Blackshear	1	1-3	0-0	0-0	1	1	2	1	2	0	2	0	13
15	Jalyn Ingram	17	1-1	0-0	2-4	6	1	2	0	1	7	0	0	12
25	Dardan Kapiti	0	0-1	0-0	0-0	1	0	1	2	0	0	0	0	4
Team							2	1	3	0	0	0	0	
Totals		23-66	6-22	8-17	17	27	44	14	60	11	15	7	4	200

FG % 1st Half: 11-35 31.4% 2nd Half: 12-31 38.7% Game: 23-66 34.8%
 3FG % 1st Half: 3-12 25.0% 2nd Half: 3-10 30.0% Game: 6-22 27.3%
 FT % 1st Half: 1-2 50.0% 2nd Half: 7-10 70.0% Game: 9-14 64.3%

Miami 74 • 1-1, 0-1 ACC

##	Player	Total	FG	FGA	FT	FTA	Rebounds	PF	TP	A	O	Bk	Stl	Min
							Off Def Tot							
21	Sam Waardenburg	1	0-9	0-1	1-2	5	6	11	4	9	2	1	1	29
14	Rodney Miller	0	4-6	0-0	2-2	1	4	5	12	2	0	1	0	32
00	Chris Lykes	9	6-14	1-6	0-0	0	4	1	4	4	0	1	0	13
01	DJ Vasiljevic	9	3-8	2-4	0-0	0	3	3	0	8	1	0	0	27
23	Kameron McGusty	0	4-12	0-0	0-0	0	3	0	8	1	0	1	1	28
02	Isiah Wong	2	2-3	0-0	2-2	0	0	0	1	4	0	1	0	13
05	Harold Beverly	6	6-9	2-3	0-2	0	3	3	14	4	2	0	1	28
11	Anthony Walker	1	1-5	0-0	2-4	1	1	2	0	4	0	1	0	12
22	Deng Gak	0	0-3	0-0	0-0	0	1	0	0	0	0	0	0	0
Team							3	5	8	1	0	0	0	
Totals		30-66	5-18	9-14	11	28	39	10	74	13	6	3	8	200

FG % 1st Half: 14-33 42.4% 2nd Half: 16-33 48.5% Game: 30-66 45.5%
 3FG % 1st Half: 4-8 50.0% 2nd Half: 3-10 30.0% Game: 7-18 38.9%
 FT % 1st Half: 6-10 60.0% 2nd Half: 3-4 75.0% Game: 9-14 64.3%

Officials: Tommy Morrissey, John Gaffney, Tony Henderson
 Technical Refs: Florida Atlantic-None, Miami-None
 Attendance: 5168

Score by periods	1st	2nd	Total
Florida Atlantic	26	34	60
Miami	35	39	74

Last FG - FAU 2nd-00:28, UM 2nd-01:29
 Largest Lead - FAU by 17-04:05, UM by 17-04:05
 FAU led for 07:37, UM led for 28:18. Game was tied for 04:10.

Official Basketball Box Score -- Game Totals -- Final Statistics
Quinnipiac vs Miami
11/16/19 2:00 p.m. at Coral Gables, Fla. (Watso Center)
Quinnipiac 52 • 0-2, 0-0 MAAC

##	Player	Total	FG	FGA	FT	FTA	Rebounds	PF	TP	A	O	Bk	Stl	Min
							Off Def Tot							
13	Aaron Falzon	1	1-6	1-6	0-0	0	1	0	2	3	1	3	0	25
25	Jacob Rigoni	1	5-12	3-8	0-0	0	3	3	1	13	1	1	0	27
00	Kevin Marfo	1	2-6	0-0	5-8	3	10	13	1	9	1	1	3	30
05	Tyrese Williams	9	2-7	1-4	0-0	0	3	3	4	2	2	1	1	26
22	Rich Kelly	9	2-12	1-8	2-2	1	3	4	7	0	3	0	0	32
02	Matt Balaw	0	0-6	0-4	0-0	0	4	4	1	0	2	1	0	24
00	Savion Lewis	6	6-13	0-0	0-0	0	3	3	16	1	0	0	0	26
04	Seth Pinkney	0	0-1	0-0	0-0	0	2	4	6	1	0	0	0	10
Team							1	2	3	0	0	0	0	
Totals		20-63	5-30	7-10	8	33	41	12	52	9	12	4	3	200

FG % 1st Half: 9-30 30.0% 2nd Half: 11-33 33.3% Game: 20-63 31.7%
 3FG % 1st Half: 2-15 13.3% 2nd Half: 6-20 30.0% Game: 8-35 22.9%
 FT % 1st Half: 4-6 66.7% 2nd Half: 3-4 75.0% Game: 7-10 70.0%

Miami 80 • 3-1, 0-1 ACC

##	Player	Total	FG	FGA	FT	FTA	Rebounds	PF	TP	A	O	Bk	Stl	Min
							Off Def Tot							
21	Sam Waardenburg	1	2-6	1-6	0-0	0	1	0	2	3	1	3	0	21
14	Rodney Miller	0	2-5	0-0	0-0	3	4	7	3	4	0	1	0	21
00	Chris Lykes	6	5-12	2-6	0-0	0	4	2	12	1	0	1	0	28
01	DJ Vasiljevic	9	4-11	3-9	2-2	0	10	10	4	13	1	0	1	28
23	Kameron McGusty	9	7-11	4-6	0-0	0	3	3	0	22	3	0	0	33
02	Isiah Wong	2	2-8	1-1	2-2	1	0	1	0	7	2	0	0	15
05	Harold Beverly	4	1-3	2-4	0-0	0	3	3	10	3	2	0	2	21
11	Anthony Walker	2	2-3	0-0	0-0	1	2	3	1	4	1	0	0	15
13	Filippos Gkogkos	0	0-0	0-0	0-0	0	0	0	0	0	0	0	0	1
15	Willie Herenton	0	0-0	0-0	0-0	0	1	0	0	1	0	0	0	2
22	Deng Gak	0	2-3	0-0	0-0	0	4	1	4	0	2	0	0	15
Team							0	5	4	0	0	0	0	
Totals		30-72	12-26	8-9	10	35	45	18	80	12	9	5	6	200

FG % 1st Half: 12-27 44.4% 2nd Half: 18-35 51.4% Game: 30-72 41.7%
 3FG % 1st Half: 1-11 9.1% 2nd Half: 11-25 44.0% Game: 12-36 46.7%
 FT % 1st Half: 4-5 80.0% 2nd Half: 6-9 66.7% Game: 8-9 88.9%

Officials: Kellen Milner, Kipp Kissinger, Brian Dorsey
 Technical Refs: Quinnipiac-TEAM, Miami-None
 Attendance: 4882

Score by periods	1st	2nd	Total
Quinnipiac	24	28	52
Miami	29	51	80

Last FG - QU 2nd-02:19, UM 2nd-01:03
 Largest Lead - QU by 4-18:00, UM by 28-2nd-01:33
 QU led for 06:00, UM led for 32:33. Game was tied for 01:19.

Official Basketball Box Score -- Game Totals -- Final Statistics
Missouri State vs Miami
11/21/19 11:30 a.m. at Charleston, S.C. (TD Arena)
Missouri State 70 • 2-3, 0-0 MVC

##	Player	Total	FG	FGA	FT	FTA	Rebounds	PF	TP	A	O	Bk	Stl	Min
							Off Def Tot							
15	Lamont West	1	4-9	1-5	4-4	3	4	7	1	13	1	1	0	27
23	Kabir Mohammed	1	2-3	0-0	0-1	3	0	3	2	4	3	0	1	17
10	Tulio De Silva	1	5-15	0-2	2-2	7	10	17	0	12	1	5	0	38
00	Tyrick Dixon	9	4-8	0-0	0-0	3	5	8	8	4	2	0	0	30

BOX SCORES

Official Basketball Box Score -- Game Totals -- Final Statistics

Miami vs Temple
12/17/19 9:30 pm at Brooklyn, N.Y. (Barclays Center)

Miami 78 + 7-3, 0-1 ACC

Player	Total	FG	3-PT	Rebounds	Off	Def	PF	TP	A	To	Bk	Stl	Min
21 Sam Waardenburg	1	3-5	0-2	2-5	0	5	2	8	1	1	3	1	35
14 Rodney Miller	1	5-9	0-0	1-3	2	7	9	3	11	1	1	0	24
00 Chris Lykes	1	0-12	3-8	4-4	0	1	2	17	6	2	0	5	34
01 DJ Vasiljevic	1	5-9	1-3	0-0	0	8	8	0	11	0	0	0	34
23 Kameron McGusty	1	5-13	0-4	2-3	0	1	9	4	12	0	1	0	35
02 Isaiah Wong	1	4-0	0-0	0-0	0	0	0	0	0	1	0	0	4
04 Keith Stone	1	4-5	0-0	5-7	2	2	4	5	13	0	1	0	19
05 Harland Beverly	1	3-7	0-1	0-0	0	0	0	6	1	2	0	1	15
Team													
Totals	30-60	4-18	14-22	5	32	37	13	78	9	11	4	9	200

FG % 1st Half: 17-32 53.1% 2nd Half: 13-28 46.4% Game: 30-60 50.0%
3FG % 1st Half: 2-8 25.0% 2nd Half: 2-10 20.0% Game: 4-18 22.2%
FT % 1st Half: 3-3 100.0 2nd Half: 11-19 57.9% Game: 14-22 63.6%

Temple 77 + 7-3, 0-0 ACC

Player	Total	FG	3-PT	Rebounds	Off	Def	PF	TP	A	To	Bk	Stl	Min
01 Quinton Rose	1	5-13	0-5	4-4	0	2	2	14	3	2	1	1	30
00 J.P. Moorman II	1	2-7	2-3	0-0	0	4	4	2	6	2	3	0	23
11 Justyn Hamilton	1	0-3	0-0	0-0	0	0	0	0	0	0	0	0	5
00 Alami Moore	1	4-8	4-7	0-0	2	1	3	2	12	4	1	0	28
13 Nate Pierre-Louis	1	3-11	1-5	2-5	3	11	14	3	6	0	0	0	23
02 Monty Scott	1	4-9	0-0	4-4	0	4	4	0	2	1	0	1	19
03 Josh Pierre-Louis	1	0-2	0-1	0-0	0	1	1	0	2	3	0	0	11
10 Jake Forrester	1	4-8	0-0	0-1	2	7	9	1	8	0	0	2	25
14 Arashna Parks	1	0-0	0-0	0-0	0	0	0	1	0	0	1	0	4
22 DeVondre Perry	1	6-8	4-6	2-2	1	1	2	18	0	1	0	1	22
Team													
Totals	28-69	13-32	8-12	11	31	42	18	77	19	14	1	7	200

FG % 1st Half: 14-31 45.2% 2nd Half: 14-38 36.8% Game: 28-69 40.6%
3FG % 1st Half: 6-12 50.0% 2nd Half: 1-2 50.0% Game: 7-18 38.9%
FT % 1st Half: 4-6 66.7% 2nd Half: 4-6 66.7% Game: 8-12 66.7%

Officials: Bert Smith, Jeb Hartness, Roger Ayers

Technical fouls: Miami-None. Temple-None.

Attendance: 5064

Air Force Reserve Basketball Hall of Fame Invitational Game 3

Score by periods	1st	2nd	Total
Miami	39	39	78
Temple	39	38	77

FG % 1st Half: 14-31 45.2% 2nd Half: 14-38 36.8% Game: 28-69 40.6%
3FG % 1st Half: 6-12 50.0% 2nd Half: 1-2 50.0% Game: 7-18 38.9%
FT % 1st Half: 4-6 66.7% 2nd Half: 4-6 66.7% Game: 8-12 66.7%

Officials: Bert Smith, Jeb Hartness, Roger Ayers

Technical fouls: Miami-None. Temple-None.

Attendance: 5064

Air Force Reserve Basketball Hall of Fame Invitational Game 3

Score by periods	1st	2nd	Total
Miami	39	39	78
Temple	39	38	77

FG % 1st Half: 14-31 45.2% 2nd Half: 14-38 36.8% Game: 28-69 40.6%
3FG % 1st Half: 6-12 50.0% 2nd Half: 1-2 50.0% Game: 7-18 38.9%
FT % 1st Half: 4-6 66.7% 2nd Half: 4-6 66.7% Game: 8-12 66.7%

Officials: Bert Smith, Jeb Hartness, Roger Ayers

Technical fouls: Miami-None. Temple-None.

Attendance: 5064

Air Force Reserve Basketball Hall of Fame Invitational Game 3

Score by periods	1st	2nd	Total
Miami	39	39	78
Temple	39	38	77

FG % 1st Half: 14-31 45.2% 2nd Half: 14-38 36.8% Game: 28-69 40.6%
3FG % 1st Half: 6-12 50.0% 2nd Half: 1-2 50.0% Game: 7-18 38.9%
FT % 1st Half: 4-6 66.7% 2nd Half: 4-6 66.7% Game: 8-12 66.7%

Officials: Bert Smith, Jeb Hartness, Roger Ayers

Technical fouls: Miami-None. Temple-None.

Attendance: 5064

Air Force Reserve Basketball Hall of Fame Invitational Game 3

Score by periods	1st	2nd	Total
Miami	39	39	78
Temple	39	38	77

FG % 1st Half: 14-31 45.2% 2nd Half: 14-38 36.8% Game: 28-69 40.6%
3FG % 1st Half: 6-12 50.0% 2nd Half: 1-2 50.0% Game: 7-18 38.9%
FT % 1st Half: 4-6 66.7% 2nd Half: 4-6 66.7% Game: 8-12 66.7%

Officials: Bert Smith, Jeb Hartness, Roger Ayers

Technical fouls: Miami-None. Temple-None.

Attendance: 5064

Air Force Reserve Basketball Hall of Fame Invitational Game 3

Score by periods	1st	2nd	Total
Miami	39	39	78
Temple	39	38	77

FG % 1st Half: 14-31 45.2% 2nd Half: 14-38 36.8% Game: 28-69 40.6%
3FG % 1st Half: 6-12 50.0% 2nd Half: 1-2 50.0% Game: 7-18 38.9%
FT % 1st Half: 4-6 66.7% 2nd Half: 4-6 66.7% Game: 8-12 66.7%

Officials: Bert Smith, Jeb Hartness, Roger Ayers

Technical fouls: Miami-None. Temple-None.

Attendance: 5064

Air Force Reserve Basketball Hall of Fame Invitational Game 3

Score by periods	1st	2nd	Total
Miami	39	39	78
Temple	39	38	77

FG % 1st Half: 14-31 45.2% 2nd Half: 14-38 36.8% Game: 28-69 40.6%
3FG % 1st Half: 6-12 50.0% 2nd Half: 1-2 50.0% Game: 7-18 38.9%
FT % 1st Half: 4-6 66.7% 2nd Half: 4-6 66.7% Game: 8-12 66.7%

Officials: Bert Smith, Jeb Hartness, Roger Ayers

Technical fouls: Miami-None. Temple-None.

Attendance: 5064

Air Force Reserve Basketball Hall of Fame Invitational Game 3

Score by periods	1st	2nd	Total
Miami	39	39	78
Temple	39	38	77

FG % 1st Half: 14-31 45.2% 2nd Half: 14-38 36.8% Game: 28-69 40.6%
3FG % 1st Half: 6-12 50.0% 2nd Half: 1-2 50.0% Game: 7-18 38.9%
FT % 1st Half: 4-6 66.7% 2nd Half: 4-6 66.7% Game: 8-12 66.7%

Officials: Bert Smith, Jeb Hartness, Roger Ayers

Technical fouls: Miami-None. Temple-None.

Attendance: 5064

Air Force Reserve Basketball Hall of Fame Invitational Game 3

Official Basketball Box Score -- Game Totals -- Final Statistics

Coppin State vs Miami
12/21/19 2:00 p.m. at Coral Gables, Fla. (Watson Center)

Coppin State 60 + 4-9, 0-0 MEAC

Player	Total	FG	3-PT	Rebounds	Off	Def	PF	TP	A	To	Bk	Stl	Min
10 Koby Thomas	1	4-10	0-1	4-6	3	7	10	3	12	1	1	0	33
28 Brandon Medley-Bacon	1	0-3	0-0	0-0	1	2	3	2	2	1	1	0	15
00 Aaron Robinson	1	6-5	0-0	0-0	2	2	2	1	0	1	1	0	23
00 Dejuan Coker	1	5-13	0-0	0-0	5	5	3	10	4	5	0	3	33
01 DJ Vasiljevic	1	1-12	1-6	4-5	3	2	5	1	7	0	0	0	25
14 Ben Williams	1	4-10	3-7	0-1	0	1	1	11	2	1	0	1	23
04 Jordan Rinq	1	3-7	3-6	4-6	1	1	2	1	13	0	0	1	20
05 Reggie James	1	1-2	0-0	1-1	1	1	2	0	3	2	1	0	17
20 Jordan Hardwick	1	1-3	0-0	0-0	1	1	2	0	2	1	0	0	11
Team													
Totals	20-66	7-30	13-19	15	25	40	14	60	11	14	1	8	200

FG % 1st Half: 7-31 22.6% 2nd Half: 13-19 68.4% Game: 20-66 30.3%
3FG % 1st Half: 2-13 15.4% 2nd Half: 5-17 29.4% Game: 7-30 23.3%
FT % 1st Half: 4-6 66.7% 2nd Half: 13-19 68.4% Game: 13-19 68.4%

Miami 91 + 8-3, 0-1 ACC

Player	Total	FG	3-PT	Rebounds	Off	Def	PF	TP	A	To	Bk	Stl	Min
21 Sam Waardenburg	1	6-8	3-5	0-0	4	7	11	15	1	2	2	0	29
14 Rodney Miller	1	0-1	0-0	0-0	0	5	5	2	0	1	0	0	21
00 Chris Lykes	1	4-8	4-7	0-0	4	4	1	16	3	4	0	0	26
01 DJ Vasiljevic	1	5-11	1-8	0-0	1	1	21	1	2	1	0	0	27
23 Kameron McGusty	1	9-13	5-7	5-6	0	5	5	28	2	4	0	3	29
02 Isaiah Wong	1	2-5	1-3	2-2	1	3	2	1	0	1	0	1	14
04 Keith Stone	1	0-2	0-1	2-2	0	1	1	2	0	0	1	0	11
05 Harland Beverly	1	1-3	1-1	0-0	0	4	4	1	3	6	0	1	20
11 Anthony Walker	1	1-2	0-0	0-0	0	2	1	3	0	3	1	0	8
13 Filippos Krokos	1	0-0	0-0	0-0	0	0	0	0	0	0	0	0	3
15 Willie Herenton	1	0-2	0-0	0-0	0	0	0	0	0	0	0	0	6
Team													
Totals	28-55	18-38	17-20	0	1	31	16	17	6	7	20	0	200

FG % 1st Half: 10-24 41.7% 2nd Half: 18-31 58.1% Game: 28-55 59.9%
3FG % 1st Half: 6-17 35.3% 2nd Half: 12-21 57.1% Game: 18-38 47.4%
FT % 1st Half: 8-9 88.9% 2nd Half: 9-11 81.8% Game: 17-20 85.0%

Officials: Tommy Morrissey, Mark Schur, Jamie Luckie

Technical fouls: Coppin State-Koby Thomas; TEAM 2, Miami-DJ Vasiljevic.

Attendance: 4963

Score by periods	1st	2nd	Total
Coppin State	20	40	60
Miami	34	57	91

FG % 1st Half: 10-24 41.7% 2nd Half: 18-31 58.1% Game: 28-55 59.9%
3FG % 1st Half: 6-17 35.3% 2nd Half: 12-21 57.1% Game: 18-38 47.4%
FT % 1st Half: 8-9 88.9% 2nd Half: 9-11 81.8% Game: 17-20 85.0%

Officials: Tommy Morrissey, Mark Schur, Jamie Luckie

Technical fouls: Coppin State-Koby Thomas; TEAM 2, Miami-DJ Vasiljevic.

Attendance: 4963

Score by periods	1st	2nd	Total
Coppin State	20	40	60
Miami	34	57	91

FG % 1st Half: 10-24 41.7% 2nd Half: 18-31 58.1% Game: 28-55 59.9%
3FG % 1st Half: 6-17 35.3% 2nd Half: 12-21 57.1% Game: 18-38 47.4%
FT % 1st Half: 8-9 88.9% 2nd Half: 9-11 81.8% Game: 17-20 85.0%

Officials: Tommy Morrissey, Mark Schur, Jamie Luckie

Technical fouls: Coppin State-Koby Thomas; TEAM 2, Miami-DJ Vasiljevic.

Attendance: 4963

Score by periods	1st	2nd	Total
Coppin State	20	40	60
Miami	34	57	91

FG % 1st Half: 10-24 41.7% 2nd Half: 18-31 58.1% Game: 28-55 59.9%
3FG % 1st Half: 6-17 35.3% 2nd Half: 12-21 57.1% Game: 18-38 47.4%
FT % 1st Half: 8-9 88.9% 2nd Half: 9-11 81.8% Game: 17-20 85.0%

Officials: Tommy Morrissey, Mark Schur, Jamie Luckie

Technical fouls: Coppin State-Koby Thomas; TEAM 2, Miami-DJ Vasiljevic.

Attendance: 4963

Score by periods	1st	2nd	Total
Coppin State	20	40	60
Miami	34	57	91

FG % 1st Half: 10-24 41.7% 2nd Half: 18-31 58.1% Game: 28-55 59.9%
3FG % 1st Half: 6-17 35.3% 2nd Half: 12-21 57.1% Game: 18-38 47.4%
FT % 1st Half: 8-9 88.9% 2nd Half: 9-11 81.8% Game: 17-20 85.0%

Officials: Tommy Morrissey, Mark Schur, Jamie Luckie

Technical fouls: Coppin State-Koby Thomas; TEAM 2, Miami-DJ Vasiljevic.

Attendance: 4963

Score by periods	1st	2nd	Total
Coppin State	20	40	60
Miami	34	57	91

FG % 1st Half: 10-24 41.7% 2nd Half: 18-31 58.1% Game: 28-55 59.9%
3FG % 1st Half: 6-17 35.3% 2nd Half: 12-21 57.1% Game:

Official Basketball Box Score -- Game Totals -- Final Statistics

Miami vs North Carolina

01/25/20 12:00 p.m. at Chapel Hill, N.C. (Dean E. Smith Center)

Miami 71 • 10-9, 2-7 ACC

Team Totals															
##		Player	FG	FGA	3-Ptr	FT	FTA	Reb	Def	Off	PF	TP	A	T	Min
21	Sam Waardenburg	r	0-4	0-2	2-2	1	1	2	0	2	2	0	1	1	27
14	Rodney Miller	c	6-8	0-0	1-1	0	4	4	3	13	0	1	2	0	30
01	DJ Vasiljevic	g	3-13	2-9	0-0	0	2	2	0	18	0	0	0	0	32
02	Isiah Wong	g	6-11	2-6	5-5	0	2	2	2	19	3	2	1	0	35
05	Harland Beverly	g	3-9	0-2	3-4	0	3	3	2	9	2	4	0	0	35
11	Anthony Walker	g	4-8	1-4	5-5	0	3	3	14	0	2	0	1	25	
13	Filippos Giogkos	g	0-2	0-0	0-0	0	0	0	0	0	0	0	1	6	
15	Willie Herenton	g	2-3	1-1	1-1	0	2	2	0	6	1	0	0	1	10
Totals			24-58	6-24	17-18	2	2	21	10	71	8	10	4	4	200

FG % 1st Half: 11-28 39.3% 2nd Half: 13-30 43.3% Game: 24-58 41.4%
3FG % 1st Half: 1-4 25.0% 2nd Half: 5-10 50.0% Game: 6-24 25.0%
FT % 1st Half: 4-5 80.0% 2nd Half: 13-13 100.0% Game: 17-18 94.4%

Deadball Rebounds 13

North Carolina 94 • 9-10, 2-6 ACC

		Total	3-Ptr	Rebounds	FT	FTA	Off	Def	PF	TP	A	T	Bk	Stl	Min
##	Player	FG	FGA	FG-FGA	FT	FTA	Off	Def	PF	TP	A	T	Bk	Stl	Min
05	Armando Bacot	r	8-11	0-0	3-3	2	10	12	2	19	7	1	2	0	32
15	Garrison Brooks	r	7-11	0-1	0-1	1	4	5	3	14	2	0	0	0	27
01	Leaky Black	g	1-7	1-3	0-0	0	5	5	2	3	6	2	0	3	27
03	Andrew Platek	g	3-7	1-3	0-0	0	1	1	0	7	4	1	0	0	27
02	Brandon Robinson	g	11-16	6-10	1-2	3	3	3	2	29	4	1	0	2	32
11	Shea Russ	g	0-1	0-1	0-0	0	0	0	1	0	0	1	0	1	2
22	Walker Miller	g	0-0	0-0	0-0	0	2	2	0	0	1	0	0	3	
13	Calie Ellis	g	0-0	0-0	0-0	0	0	0	1	0	0	0	0	1	
36	K.J. Smith	g	0-0	0-0	0-0	0	2	2	1	0	3	2	0	0	11
32	Justin Pierce	g	4-8	1-2	0-0	2	3	5	9	4	1	0	1	0	17
17	Robbie O'Han	g	0-0	0-0	0-0	0	1	1	0	0	1	0	0	1	
35	Ryan McCauley	g	0-0	0-0	0-0	0	0	0	0	1	0	0	0	2	
42	Brandon Huffman	g	2-2	0-0	0-0	1	0	1	0	4	0	0	0	0	2
19	Christian Keeling	g	4-6	1-3	0-0	1	1	2	3	9	1	0	1	1	15
Team															
Totals		40-69	11-23	4-6	10	31	41	18	94	32	12	4	6	200	

FG % 1st Half: 22-40 55.0% 2nd Half: 18-29 62.1% Game: 40-69 58.0%
3FG % 1st Half: 6-14 42.9% 2nd Half: 3-6 50.0% Game: 10-23 43.5%
FT % 1st Half: 1-1 100.0% 2nd Half: 3-5 60.0% Game: 4-6 66.7%

Deadball Rebounds 0.1

Officials: Pat Driscoll, Michael Stephens, Ron Groover

Technical fouls: Miami-None. North Carolina-None.

Attendance: 21125

Score by periods		1st	2nd	Total
Miami		27	44	71
North Carolina		51	43	94

Last FG: Miami 02-01-15, NC 20-02-17

Largest lead: UM by 21 at 19:17, NC by 34 at 22:07-39

UM led for 30:57, NC led for 37:15. Game was tied for 01:33

Score tied - 1 time. Lead changed - 1 time.

UM led for 01:55, NC led for 36:21. Game was tied for 01:44

Score tied - 4 times. Lead changed - 5 times.

UM led for 02:25, NC led for 33:48. Game was tied for 03:47

UM led for 03:25, NC led for 33:48. Game was tied for 03:47

UM led for 03:25, NC led for 33:48. Game was tied for 03:47

UM led for 03:25, NC led for 33:48. Game was tied for 03:47

UM led for 03:25, NC led for 33:48. Game was tied for 03:47

UM led for 03:25, NC led for 33:48. Game was tied for 03:47

UM led for 03:25, NC led for 33:48. Game was tied for 03:47

UM led for 03:25, NC led for 33:48. Game was tied for 03:47

UM led for 03:25, NC led for 33:48. Game was tied for 03:47

UM led for 03:25, NC led for 33:48. Game was tied for 03:47

UM led for 03:25, NC led for 33:48. Game was tied for 03:47

UM led for 03:25, NC led for 33:48. Game was tied for 03:47

UM led for 03:25, NC led for 33:48. Game was tied for 03:47

UM led for 03:25, NC led for 33:48. Game was tied for 03:47

UM led for 03:25, NC led for 33:48. Game was tied for 03:47

UM led for 03:25, NC led for 33:48. Game was tied for 03:47

UM led for 03:25, NC led for 33:48. Game was tied for 03:47

UM led for 03:25, NC led for 33:48. Game was tied for 03:47

UM led for 03:25, NC led for 33:48. Game was tied for 03:47

UM led for 03:25, NC led for 33:48. Game was tied for 03:47

UM led for 03:25, NC led for 33:48. Game was tied for 03:47

UM led for 03:25, NC led for 33:48. Game was tied for 03:47

UM led for 03:25, NC led for 33:48. Game was tied for 03:47

UM led for 03:25, NC led for 33:48. Game was tied for 03:47

UM led for 03:25, NC led for 33:48. Game was tied for 03:47

UM led for 03:25, NC led for 33:48. Game was tied for 03:47

UM led for 03:25, NC led for 33:48. Game was tied for 03:47

UM led for 03:25, NC led for 33:48. Game was tied for 03:47

UM led for 03:25, NC led for 33:48. Game was tied for 03:47

UM led for 03:25, NC led for 33:48. Game was tied for 03:47

UM led for 03:25, NC led for 33:48. Game was tied for 03:47

UM led for 03:25, NC led for 33:48. Game was tied for 03:47

UM led for 03:25, NC led for 33:48. Game was tied for 03:47

UM led for 03:25, NC led for 33:48. Game was tied for 03:47

UM led for 03:25, NC led for 33:48. Game was tied for 03:47

UM led for 03:25, NC led for 33:48. Game was tied for 03:47

UM led for 03:25, NC led for 33:48. Game was tied for 03:47

UM led for 03:25, NC led for 33:48. Game was tied for 03:47

UM led for 03:25, NC led for 33:48. Game was tied for 03:47

UM led for 03:25, NC led for 33:48. Game was tied for 03:47

UM led for 03:25, NC led for 33:48. Game was tied for 03:47

UM led for 03:25, NC led for 33:48. Game was tied for 03:47

UM led for 03:25, NC led for 33:48. Game was tied for 03:47

UM led for 03:25, NC led for 33:48. Game was tied for 03:47

UM led for 03:25, NC led for 33:48. Game was tied for 03:47

UM led for 03:25, NC led for 33:48. Game was tied for 03:47

UM led for 03:25, NC led for 33:48. Game was tied for 03:47

UM led for 03:25, NC led for 33:48. Game was tied for 03:47

UM led for 03:25, NC led for 33:48. Game was tied for 03:47

UM led for 03:25, NC led for 33:48. Game was tied for 03:47

UM led for 03:25, NC led for 33:48. Game was tied for 03:47

UM led for 03:25, NC led for 33:48. Game was tied for 03:47

UM led for 03:25, NC led for 33:48. Game was tied for 03:47

UM led for 03:25, NC led for 33:48. Game was tied for 03:47

UM led for 03:25, NC led for 33:48. Game was tied for 03:47

UM led for 03:25, NC led for 33:48. Game was tied for 03:47

UM led for 03:25, NC led for 33:48. Game was tied for 03:47

UM led for 03:25, NC led for 33:48. Game was tied for 03:47

UM led for 03:25, NC led for 33:48. Game was tied for 03:47

UM led for 03:25, NC led for 33:48. Game was tied for 03:47

UM led for 03:25, NC led for 33:48. Game was tied for 03:47

UM led for 03:25, NC led for 33:48. Game was tied for 03:47

UM led for 03:25, NC led for 33:48. Game was tied for 03:47

UM led for 03:25, NC led for 33:48. Game was tied for 03:47

UM led for 03:25, NC led for 33:48. Game was tied for 03:47

UM led for 03:25, NC led for 33:48. Game was tied for 03:47

UM led for 03:25, NC led for 33:48. Game was tied for 03:47

UM led for 03:25, NC led for 33:48. Game was tied for 03:47

UM led for 03:25, NC led for 33:48. Game was tied for 03:47

UM led for 03:25, NC led for 33:48. Game was tied for 03:47

UM led for 03:25, NC led for 33:48. Game was tied for 03:47

UM led for 03:25, NC led for 33:48. Game was tied for 03:47

UM led for 03:25, NC led for 33:48. Game was tied for 03:47

UM led for 03:25, NC led for 33:48. Game was tied for 03:47

UM led for 03:25, NC led for 33:48. Game was tied for 03:47

UM led for 03:25, NC led for 33:48. Game was tied for 03:47

UM led for 03:25, NC led for 33:48. Game was tied for 03:47

UM led for 03:25, NC led for 33:48. Game was tied for 03:47

UM led for 03:25, NC led for 33:48. Game was tied for 03:47

UM led for 03:25, NC led for 33:48. Game was tied for 03:47

UM led for 03:25, NC led for 33:48. Game was tied for 03:47

UM led for 03:25, NC led for 33:48. Game was tied for 03:47

UM led for 03:25, NC led for 33:48. Game was tied for 03:47

UM led for 03:25, NC led for 33:48. Game was tied for 03:47

UM led for 03:25, NC led for 33:48. Game was tied for 03:47

UM led for 03:25, NC led for 33:48. Game was tied for 03:47

UM led for 03:25, NC led for 33:48. Game was tied for 03:47

UM led for 03:25, NC led for 33:48. Game was tied for 03:47

UM led for 03:25, NC led for 33:48. Game was tied for 03:47

UM led for 03:25, NC led for 33:48. Game was tied for 03:47

UM led for 03:25, NC led for 33:48. Game was tied for 03:47

UM led for 03:25, NC led for 33:48. Game was tied for 03:47

UM led for 03:25, NC led for 33:48. Game was tied for 03:47

UM led for 03:25, NC led for 33:48. Game was tied for 03:47

UM led for 03:25, NC led for 33:48. Game was tied for 03:47

UM led for 03:25, NC led for 33:48. Game was tied for 03:47

UM led for 03:25, NC led for 33:48. Game was tied for 03:47

UM led for 03:25, NC led for 33:48. Game was tied for 03:47

UM led for 03:25, NC led for 33:48. Game was tied for 03:47

UM led for 03:25, NC led for 33:48. Game was tied for 03:47

UM led for 03:25, NC led for 33:48. Game was tied for 03:47

UM led for 03:25, NC led for 33:48. Game was tied for 03:47

UM led for 03:25, NC led for 33:48. Game was tied for 03:47

Official Basketball Box Score -- Game Totals -- Final Statistics

Virginia Tech vs Miami

01/28/20 8:00 pm at Coral Gables, Fla. (Watco Center)

Virginia Tech 61 • 14-7, 5-5 ACC

Virginia Tech 61 • 14-7, 5-5 ACAC																
		Total			3-Ptr		Rebounds									
##	Player	FG	FGA	FG-FGA	FT	FTA	Off	Def	Tot	PF	TP	A	T	Bk	Stl	Min
02	Landers London II	r	6-15	2-6	0-0	1	4	5	3	14	2	1	0	1	27	
14	P.J. Horne	r	2-7	2-3	0-0	1	3	4	2	6	1	1	2	1	37	
03	Wabissa Bede	g	0-5	0-1	1-4	1	1	2	1	8	6	2	2	3		
04	Nahiem Alleyne	g	3-4	1-2	0-0	0	2	2	2	7	0	0	0	0	17	
23	Tyrese Radford	g	10-13	0-0	4-5	3	5	8	4	24	1	0	1	3	27	
00	Hunter Cattoor	g	2-3	2-3	1-1	3	4	3	6	1	0	1	1	24		
05	Isiah Wilkins	g	1-8	1-5	0-0	0	1	0	3	0	0	2	13			
15	Jalen Cone	g	0-2	0-0	0-0	0	2	2	3	0	1	0	0	15		
21	John Ojako	g	0-2	0-0	0-0	0	1	1	0	1	0	0	0	3		
Team																
Totals		24-59		8-												



Miami Player High/Low Analysis (as of Feb 15, 2020)

All games

Miami - INDIVIDUAL GAME HIGHS

Points	28		Kameron McGusty vs Coppin State (12/21/19)
	28		Chris Lykes at Illinois (12/02/19)
	27		Chris Lykes at Clemson (12/31/19)
	25		DJ Vasiljevic vs Missouri State (11/21/19)
	24		Chris Lykes vs #9 Florida State (01/18/20)
Field Goals Made	11		Chris Lykes at Illinois (12/02/19)
	10		Chris Lykes at Clemson (12/31/19)
Field Goal Att.	22		DJ Vasiljevic vs NC State (02/05/20)
	18		Chris Lykes vs #9 Florida State (01/18/20)
	18		Kameron McGusty at Clemson (12/31/19)
FG Pct (min 5 made)	.833	(5-6)	Isaiah Wong at Pittsburgh (02/02/20)
	.833	(5-6)	Rodney Miller vs Virginia Tech (01/28/20)
	.833	(5-6)	DJ Vasiljevic vs Alabama A&M (12/14/19)
	.833	(5-6)	Rodney Miller vs Florida Atlantic (11/08/19)
3-Point FG Made	6		Chris Lykes vs #9 Florida State (01/18/20)
	6		DJ Vasiljevic at Illinois (12/02/19)
3-Point FG Att.	14		DJ Vasiljevic vs NC State (02/05/20)
	11		DJ Vasiljevic at #13/11 Louisville (01/07/20)
	11		DJ Vasiljevic vs Coppin State (12/21/19)
3-Pt FG Pct (min 2 made)	1.000	(2-2)	Chris Lykes vs Wake Forest (02/15/20)
	1.000	(2-2)	Isaiah Wong vs Boston College (02/12/20)
	1.000	(2-2)	Isaiah Wong at #8 Florida State (02/08/20)
	1.000	(2-2)	Isaiah Wong at Pittsburgh (02/02/20)
Free Throws Made	8		Harlond Beverly at #8 Florida State (02/08/20)
	8		Chris Lykes at #13/11 Louisville (01/07/20)
	8		DJ Vasiljevic vs Coppin State (12/21/19)
Free Throw Att.	10		Harlond Beverly at #8 Florida State (02/08/20)
	9		Sam Waardenburg vs Alabama A&M (12/14/19)
	9		Chris Lykes at Illinois (12/02/19)
FT Pct (min 5 made)	1.000	(8-8)	Chris Lykes at #13/11 Louisville (01/07/20)
	1.000	(8-8)	DJ Vasiljevic vs Coppin State (12/21/19)
	1.000	(7-7)	Chris Lykes at NC State (01/15/20)
	1.000	(6-6)	Sam Waardenburg at #8 Florida State (02/08/20)
	1.000	(6-6)	Kameron McGusty at #8 Duke (01/21/20)
	1.000	(5-5)	Anthony Walker at North Carolina (01/25/20)
	1.000	(5-5)	Isaiah Wong at North Carolina (01/25/20)
	1.000	(5-5)	DJ Vasiljevic at Clemson (12/31/19)
Rebounds	13		Rodney Miller at #8 Duke (01/21/20)
	11		Sam Waardenburg vs #9 Florida State (01/18/20)
	11		Sam Waardenburg vs Coppin State (12/21/19)
	11		Sam Waardenburg vs Florida Atlantic (11/08/19)
Assists	6		Harlond Beverly vs Boston College (02/12/20)
	6		Harlond Beverly vs Virginia Tech (01/28/20)
	6		Kameron McGusty vs #9 Florida State (01/18/20)
	6		Harlond Beverly vs Coppin State (12/21/19)
	6		Chris Lykes vs Temple (12/17/19)
Steals	5		Chris Lykes vs Temple (12/17/19)
	4		Chris Lykes at Illinois (12/02/19)
Blocked Shots	3		Sam Waardenburg vs Temple (12/17/19)
	3		Anthony Walker vs UConn (11/24/19)
Turnovers	6		Isaiah Wong at #8 Florida State (02/08/20)
	6		Chris Lykes vs #9 Florida State (01/18/20)
	6		Kameron McGusty vs #2 Duke (01/04/20)



	6	Chris Lykes vs Florida (11/22/19)
Fouls	5	Chris Lykes vs Pittsburgh (01/12/20)
	5	Keith Stone at Clemson (12/31/19)
	5	Keith Stone vs Temple (12/17/19)
Minutes	43	DJ Vasiljevic at Clemson (12/31/19)
	42	Chris Lykes vs #9 Florida State (01/18/20)
	41	Sam Waardenburg vs #9 Florida State (01/18/20)
	41	Kameron McGusty at Clemson (12/31/19)
	41	Chris Lykes at Clemson (12/31/19)

Miami Team High/Low Analysis (as of Feb 15, 2020) All games

Miami - TEAM GAME HIGHS

POINTS	91	COPPIN STATE (12/21/19)
	88	ALABAMA A&M (12/14/19)
	85	BOSTON COLLEGE (02/12/20)
	81	at #8 Florida State (02/08/20)
	81	at Illinois (12/02/19)
FIELD GOALS MADE	32	at Illinois (12/02/19)
	30	BOSTON COLLEGE (02/12/20)
	30	vs Temple (12/17/19)
	30	QUINNIPIAC (11/16/19)
	30	FLORIDA ATLANTIC (11/08/19)
	30	#5 LOUISVILLE (11/05/19)
FIELD GOAL ATTEMPTS	72	QUINNIPIAC (11/16/19)
	69	#5 LOUISVILLE (11/05/19)
FIELD GOAL PERCENTAGE	.593 (32-54)	at Illinois (12/02/19)
	.577 (30-52)	BOSTON COLLEGE (02/12/20)
3 PT FIELD GOALS MADE	18	COPPIN STATE (12/21/19)
	12	QUINNIPIAC (11/16/19)
3 PT FG ATTEMPTS	38	COPPIN STATE (12/21/19)
	31	at #13/11 Louisville (01/07/20)
3 PT FG PERCENTAGE	.556 (10-18)	at Illinois (12/02/19)
	.474 (18-38)	COPPIN STATE (12/21/19)
	.462 (12-26)	QUINNIPIAC (11/16/19)
FREE THROWS MADE	22	ALABAMA A&M (12/14/19)
	21	at #8 Florida State (02/08/20)
FREE THROW ATTEMPTS	30	ALABAMA A&M (12/14/19)
	28	NC STATE (02/05/20)
FREE THROW PERCENTAGE	.944 (17-18)	at North Carolina (01/25/20)
	.900 (9-10)	at Clemson (12/31/19)
REBOUNDS	45	QUINNIPIAC (11/16/19)
	42	WAKE FOREST (02/15/20)
ASSISTS	17	BOSTON COLLEGE (02/12/20)
	16	COPPIN STATE (12/21/19)
	16	ALABAMA A&M (12/14/19)
	16	at UCF (11/12/19)
STEALS	10	NC STATE (02/05/20)
	9	vs Temple (12/17/19)
BLOCKED SHOTS	7	PITTSBURGH (01/12/20)
	7	ALABAMA A&M (12/14/19)
TURNOVERS	24	#9 FLORIDA STATE (01/18/20)
	17	COPPIN STATE (12/21/19)
FOULS	21	at Illinois (12/02/19)
	19	BOSTON COLLEGE (02/12/20)



Miami Season Schedule/Results & Leaders (as of Feb 15, 2020)

All games

RECORD:	OVERALL	HOME	AWAY	NEUTRAL
ALL GAMES	13-12	8-4	3-6	2-2
CONFERENCE	5-10	4-4	1-6	0-0
NON-CONFERENCE	8-2	4-0	2-0	2-2

Date	Opponent	Score	Att.	High Points	High Rebounds
11/05/19	*#5 LOUISVILLE	74-87 L	7576	(18)Chris Lykes	(9)Rodney Miller
11/08/19	FLORIDA ATLANTIC	W 74-60	5168	(15)Chris Lykes	(11)Sam Waardenburg
11/12/19	at UCF	W 79-70	7514	(17)Kameron McGusty	(10)Kameron McGusty
11/16/19	QUINNIPIAC	W 80-52	4882	(22)Kameron McGusty	(10)DJ Vasiljevic
11/21/19	#vs Missouri State	W 74-70	2914	(25)DJ Vasiljevic	(8)Rodney Miller
11/22/19	#vs Florida	58-78 L	3245	(16)Chris Lykes	(5)Sam Waardenburg
					(5)Kameron McGusty
11/24/19	#vs UConn	55-80 L	3122	(11)DJ Vasiljevic	(5)Sam Waardenburg
12/02/19	+at Illinois	W 81-79	11819	(28)Chris Lykes	(8)Sam Waardenburg
12/14/19	ALABAMA A&M	W 88-74	4649	(21)Kameron McGusty	(9)Sam Waardenburg
12/17/19	&vs Temple	W 78-77	5064	(17)Chris Lykes	(10)Kameron McGusty
12/21/19	COPPIN STATE	W 91-60	4963	(28)Kameron McGusty	(11)Sam Waardenburg
12/31/19	*at Clemson	Wot 73-68	5549	(27)Chris Lykes	(9)Keith Stone
01/04/20	*#2 DUKE	62-95 L	7049	(12)Kameron McGusty	(6)Sam Waardenburg
01/07/20	*at #13/11 Louisville	58-74 L	14980	(18)Kameron McGusty	(10)Sam Waardenburg
				(18)Chris Lykes	
01/12/20	*PITTSBURGH	W 66-58	6387	(19)Kameron McGusty	(10)Sam Waardenburg
01/15/20	*at NC State	63-80 L	15801	(20)Chris Lykes	(8)Kameron McGusty
01/18/20	*#9 FLORIDA STATE	79-83 Lot	6212	(24)Chris Lykes	(11)Sam Waardenburg
01/21/20	*at #8 Duke	59-89 L	9314	(13)Rodney Miller	(13)Rodney Miller
				(13)Kameron McGusty	
01/25/20	*at North Carolina	71-94 L	21125	(19)Isaiah Wong	(4)Rodney Miller
01/28/20	*VIRGINIA TECH	W 71-61	5197	(18)DJ Vasiljevic	(8)Rodney Miller
02/02/20	*at Pittsburgh	57-62 L	9759	(16)Rodney Miller	(9)DJ Vasiljevic
02/05/20	*NC STATE	72-83 L	5164	(20)Harlond Beverly	(7)Anthony Walker
					(7)Isaiah Wong
					(7)Sam Waardenburg
02/08/20	*at #8 Florida State	81-99 L	11500	(23)Isaiah Wong	(5)Anthony Walker
02/12/20	*BOSTON COLLEGE	W 85-58	5465	(21)Isaiah Wong	(7)Harlond Beverly
					(7)Rodney Miller
02/15/20	*WAKE FOREST	W 71-54	5360	(13)Chris Lykes	(10)Rodney Miller
				(13)Isaiah Wong	

* = Conference game

= Charleston Classic (Charleston, S.C.)

+ = Big Ten/ACC Challenge (Champaign, Ill.)

& = Air Force Reserve Basketball Hall of Fame Invitational (Brooklyn, N.Y.)

Attendance Summary	Games	Attend	Avg/Game
Home	12	68072	5673
Away	9	107361	11929
Neutral	4	14345	3586
Total	25	189778	7591

Miami Individual Double-Doubles (as of Feb 15, 2020)

All games

Kameron McGusty	17 pts, 10 reb; at UCF, 11/12/19
Kameron McGusty	12 pts, 10 reb; vs Temple, 12/17/19
Rodney Miller	13 pts, 13 reb; at #8 Duke, 01/21/20
DJ Vasiljevic	13 pts, 10 reb; QUINNIPIAC, 11/16/19
Sam Waardenburg	15 pts, 11 reb; COPPIN STATE, 12/21/19



Miami Team Game-by-Game (as of Feb 15, 2020)

All games

TEAM STATISTICS

Opponent	Date	Score		Total		3-Pointers		Free throws		Rebounds				pf	a	t/o	blk	stl	pts	avg
				fg-fga	pct	3fg-fga	pct	ft-fa	pct	off	def	tot	avg							
#5 LOUISVILLE	11/05/19	74-87	L	30-69	.435	10-24	.417	4-11	.364	13	22	35	35.0	13	12	10	4	6	74	74.0
FLORIDA ATLANTIC	11/08/19	74-60	W	30-66	.455	5-18	.278	9-14	.643	11	28	39	37.0	10	13	6	3	8	74	74.0
at UCF	11/12/19	79-70	W	29-62	.468	5-20	.250	16-22	.727	12	21	33	35.7	16	16	9	2	7	79	75.7
QUINNIPIAC	11/16/19	80-52	W	30-72	.417	12-26	.462	8-9	.889	10	35	45	38.0	12	12	9	5	6	80	76.8
vs Missouri State	11/21/19	74-70	W	25-57	.439	9-22	.409	15-17	.882	7	18	25	35.4	18	7	9	4	6	74	76.2
vs Florida	11/22/19	58-78	L	23-55	.418	7-19	.368	5-11	.455	7	21	28	34.2	13	10	14	4	6	58	73.2
vs UConn	11/24/19	55-80	L	25-54	.463	4-10	.400	1-2	.500	7	19	26	33.0	14	13	12	4	4	55	70.6
at Illinois	12/02/19	81-79	W	32-54	.593	10-18	.556	7-13	.538	4	19	23	31.8	21	9	11	2	7	81	71.9
ALABAMA A&M	12/14/19	88-74	W	29-56	.518	8-19	.421	22-30	.733	10	23	33	31.9	12	16	10	7	3	88	73.7
vs Temple	12/17/19	78-77	W	30-60	.500	4-18	.222	14-22	.636	5	32	37	32.4	13	9	11	4	9	78	74.1
COPPIN STATE	12/21/19	91-60	W	28-55	.509	18-38	.474	17-20	.850	4	34	38	32.9	13	16	17	6	7	91	75.6
at Clemson	12/31/19	73-68	Wot	28-64	.438	8-25	.320	9-10	.900	8	28	36	33.2	16	9	12	2	7	73	75.4
#2 DUKE	01/04/20	62-95	L	23-58	.397	2-12	.167	14-18	.778	9	15	24	32.5	13	6	15	3	7	62	74.4
at #13/11 Louisville	01/07/20	58-74	L	17-61	.279	8-31	.258	16-19	.842	7	30	37	32.8	16	5	5	2	5	58	73.2
PITTSBURGH	01/12/20	66-58	W	27-51	.529	6-24	.250	6-10	.600	9	25	34	32.9	12	14	16	7	3	66	72.7
at NC State	01/15/20	63-80	L	20-55	.364	3-16	.188	20-25	.800	17	23	40	33.3	16	3	15	2	3	63	72.1
#9 FLORIDA STATE	01/18/20	79-83	Lot	29-62	.468	11-24	.458	10-17	.588	14	27	41	33.8	18	13	24	4	7	79	72.5
at #8 Duke	01/21/20	59-89	L	18-60	.300	4-18	.222	19-22	.864	12	23	35	33.8	10	6	13	1	7	59	71.8
at North Carolina	01/25/20	71-94	L	24-58	.414	6-24	.250	17-18	.944	2	19	21	33.2	10	8	10	4	4	71	71.7
VIRGINIA TECH	01/28/20	71-61	W	26-53	.491	6-15	.400	13-16	.813	6	30	36	33.3	12	10	16	4	5	71	71.7
at Pittsburgh	02/02/20	57-62	L	19-49	.388	3-22	.136	16-19	.842	7	24	31	33.2	15	7	13	4	4	57	71.0
NC STATE	02/05/20	72-83	L	24-60	.400	5-23	.217	19-28	.679	15	25	40	33.5	17	7	14	2	10	72	71.0
at #8 Florida State	02/08/20	81-99	L	26-64	.406	8-24	.333	21-25	.840	9	15	24	33.1	17	8	13	1	6	81	71.5
BOSTON COLLEGE	02/12/20	85-58	W	30-52	.577	8-20	.400	17-21	.810	7	28	35	33.2	19	17	11	5	4	85	72.0
WAKE FOREST	02/15/20	71-54	W	25-62	.403	8-21	.381	13-21	.619	9	33	42	33.5	14	11	8	2	6	71	72.0
Miami		1800		647-1469	.440	178-531	.335	328-440	.745	221	617	838	33.5	360	257	303	88	147	1800	72.0
Opponents		1845		711-1570	.453	187-539	.347	236-340	.694	296	658	954	38.2	419	397	318	106	153	1845	73.8

Games played: 25
Points/game: 72.0
FG Pct: 44.0
3FG Pct: 33.5
FT Pct: 74.5

Rebounds/game: 33.5
Assists/game: 10.3
Turnovers/game: 12.1
Assist/turnover ratio: 0.8
Steals/game: 5.9
Blocks/game: 3.5



Miami Combined Team Statistics (as of Feb 15, 2020)

Conference games only

RECORD:	OVERALL	HOME	AWAY	NEUTRAL
ALL GAMES	5-10	4-4	1-6	0-0
CONFERENCE	5-10	4-4	1-6	0-0
NON-CONFERENCE	0-0	0-0	0-0	0-0

#	Player	gp-gs	min	avg	Total	3-Point	F-Throw	Rebounds		pf	dq	a	to	blk	stl	pts	avg
					fg-fga	fg%	3fg-fga	3fg%	ft-fa	ft%	off	def	tot	avg			
00	Chris Lykes	11-10	344	31.3	57-143	.399	22-53	.415	37-43	.860	4	16	20	1.8	26	1	26
01	DJ Vasiljevic	15-15	525	35.0	67-177	.379	32-105	.305	30-37	.811	6	63	69	4.6	20	0	16
23	Kameron McGusty	12-9	332	27.7	50-115	.435	15-45	.333	17-24	.708	5	33	38	3.2	17	0	16
02	Isaiah Wong	15-7	333	22.2	43-93	.462	11-24	.458	35-48	.729	13	27	40	2.7	25	0	13
14	Rodney Miller	14-13	354	25.3	48-80	.600	0-0	.000	22-36	.611	30	62	92	6.6	34	0	2
05	Harlond Beverly	15-5	352	23.5	43-111	.387	7-38	.184	25-30	.833	6	30	36	2.4	28	0	38
21	Sam Waardenburg	14-13	434	31.0	27-68	.397	5-27	.185	26-34	.765	21	64	85	6.1	21	0	17
11	Anthony Walker	12-0	179	14.9	19-47	.404	2-13	.154	13-16	.813	18	19	37	3.1	23	0	2
04	Keith Stone	8-3	161	20.1	9-36	.250	1-16	.063	7-9	.778	12	18	30	3.8	23	1	5
15	Willie Herenton	7-0	17	2.4	3-5	.600	1-2	.500	2-2	1.000	0	2	2	0.3	1	0	1
13	Filippos Gkogkos	5-0	10	2.0	0-3	.000	0-0	.000	0-0	.000	1	0	1	0.2	0	0	0
22	Deng Gak	1-0	12	12.0	0-0	.000	0-0	.000	0-1	.000	0	2	2	2.0	0	0	0
Team											28	31	59				8
Total.....		15	3053		366-878	.417	96-323	.297	214-280	.764	144	367	511	34.1	218	2	136
Opponents.....		15	3050		442-950	.465	115-310	.371	146-206	.709	172	398	570	38.0	263	2	249

TEAM STATISTICS	UM	OPP	Date	Opponent	Score	Att.
SCORING	1042	1145	* 11/05/19	#5 LOUISVILLE	L 74-87	7576
Points per game	69.5	76.3	* 12/31/19	at Clemson	Wot 73-68	5549
Scoring margin	-6.9	-	* 01/04/20	#2 DUKE	L 62-95	7049
FIELD GOALS-ATT	366-878	442-950	* 01/07/20	at #13/11 Louisville	L 58-74	14980
Field goal pct	.417	.465	* 01/12/20	PITTSBURGH	W 66-58	6387
3 POINT FG-ATT	96-323	115-310	* 01/15/20	at NC State	L 63-80	15801
3-point FG pct	.297	.371	* 01/18/20	#9 FLORIDA STATE	Lot 79-83	6212
3-pt FG made per game	6.4	7.7	* 01/21/20	at #8 Duke	L 59-89	9314
FREE THROWS-ATT	214-280	146-206	* 01/25/20	at North Carolina	L 71-94	21125
Free throw pct	.764	.709	* 01/28/20	VIRGINIA TECH	W 71-61	5197
F-Throws made per game	14.3	9.7	* 02/02/20	at Pittsburgh	L 57-62	9759
REBOUNDS	511	570	* 02/05/20	NC STATE	L 72-83	5164
Rebounds per game	34.1	38.0	* 02/08/20	at #8 Florida State	L 81-99	11500
Rebounding margin	-3.9	-	* 02/12/20	BOSTON COLLEGE	W 85-58	5465
ASSISTS	136	249	* 02/15/20	WAKE FOREST	W 71-54	5360
Assists per game	9.1	16.6				
TURNOVERS	195	188				
Turnovers per game	13.0	12.5				
Turnover margin	-0.5	-				
Assist/turnover ratio	0.7	1.3				
STEALS	84	103				
Steals per game	5.6	6.9				
BLOCKS	47	68				
Blocks per game	3.1	4.5				
ATTENDANCE	48410	88028				
Home games-Avg/Game	8-6051	7-12575				
Neutral site-Avg/Game	-	0-0				

* = Conference game
 # = Charleston Classic (Charleston, S.C.)
 + = Big Ten/ACC Challenge (Champaign, Ill.)
 & = Air Force Reserve Basketball Hall of Fame Invitational (Brooklyn, N.Y.)`

Score by Periods	1st	2nd	OT	Totals
Miami	479	542	21	1042
Opponents	549	576	20	1145



Miami Combined Team Statistics (as of Feb 15, 2020)

All games

RECORD:	OVERALL	HOME	AWAY	NEUTRAL
ALL GAMES	13-12	8-4	3-6	2-2
CONFERENCE	5-10	4-4	1-6	0-0
NON-CONFERENCE	8-2	4-0	2-0	2-2

#	Player	gp-gs	min	avg	Total	3-Point	F-Throw	Rebounds		pf	dq	a	to	blk	stl	pts	avg
					fg-fga	fg%	3fg-fga	3fg%	ft-fa	ft%	off	def	tot	avg			
00	Chris Lykes	21-20	632	30.1	109-256	.426	39-100	.390	62-76	.816	4	34	38	1.8	52	1	52
01	DJ Vasiljevic	25-25	848	33.9	119-280	.425	61-168	.363	47-54	.870	7	98	105	4.2	33	0	27
23	Kameron McGusty	22-19	647	29.4	107-241	.444	32-93	.344	41-55	.745	9	82	91	4.1	27	0	39
05	Harlond Beverly	25-5	535	21.4	71-174	.408	14-54	.259	39-51	.765	9	48	57	2.3	45	0	64
14	Rodney Miller	24-23	590	24.6	78-130	.600	0-0	.000	27-47	.574	48	94	142	5.9	58	0	10
02	Isaiah Wong	25-7	462	18.5	56-128	.438	15-33	.455	42-55	.764	17	36	53	2.1	31	0	24
21	Sam Waardenburg	24-23	703	29.3	55-123	.447	11-42	.262	36-53	.679	41	110	151	6.3	40	0	27
04	Keith Stone	12-3	225	18.8	15-47	.319	2-19	.105	15-20	.750	16	25	41	3.4	35	2	7
11	Anthony Walker	21-0	285	13.6	29-72	.403	3-18	.167	15-21	.714	23	27	50	2.4	29	0	5
22	Deng Gak	7-0	84	12.0	5-8	.625	0-0	.000	2-6	.333	4	10	14	2.0	7	0	1
15	Willie Herenton	11-0	28	2.5	3-7	.429	1-4	.250	2-2	1.000	0	2	2	0.2	2	0	1
13	Filippos Gkogkos	7-0	14	2.0	0-3	.000	0-0	.000	0-0	.000	1	2	3	0.4	1	0	0
Team											42	49	91			12	
Total.....		25	5053		647-1469	.440	178-531	.335	328-440	.745	221	617	838	33.5	360	3	257
Opponents.....		25	5050		711-1570	.453	187-539	.347	236-340	.694	296	658	954	38.2	419	3	397

TEAM STATISTICS	UM	OPP	Date	Opponent	Score	Att.
SCORING	1800	1845	* 11/05/19	#5 LOUISVILLE	L 74-87	7576
Points per game	72.0	73.8	11/08/19	FLORIDA ATLANTIC	W 74-60	5168
Scoring margin	-1.8	-	11/12/19	at UCF	W 79-70	7514
FIELD GOALS-ATT	647-1469	711-1570	11/16/19	QUINNIPIAC	W 80-52	4882
Field goal pct	.440	.453	# 11/21/19	vs Missouri State	W 74-70	2914
3 POINT FG-ATT	178-531	187-539	# 11/22/19	vs Florida	L 58-78	3245
3-point FG pct	.335	.347	# 11/24/19	vs UConn	L 55-80	3122
3-pt FG made per game	7.1	7.5	+ 12/02/19	at Illinois	W 81-79	11819
FREE THROWS-ATT	328-440	236-340	12/14/19	ALABAMA A&M	W 88-74	4649
Free throw pct	.745	.694	& 12/17/19	vs Temple	W 78-77	5064
F-Throws made per game	13.1	9.4	12/21/19	COPPIN STATE	W 91-60	4963
REBOUNDS	838	954	* 12/31/19	at Clemson	Wot 73-68	5549
Rebounds per game	33.5	38.2	* 01/04/20	#2 DUKE	L 62-95	7049
Rebounding margin	-4.6	-	* 01/07/20	at #13/11 Louisville	L 58-74	14980
ASSISTS	257	397	* 01/12/20	PITTSBURGH	W 66-58	6387
Assists per game	10.3	15.9	* 01/15/20	at NC State	L 63-80	15801
TURNOVERS	303	318	* 01/18/20	#9 FLORIDA STATE	Lot 79-83	6212
Turnovers per game	12.1	12.7	* 01/21/20	at #8 Duke	L 59-89	9314
Turnover margin	+0.6	-	* 01/25/20	at North Carolina	L 71-94	21125
Assist/turnover ratio	0.8	1.2	* 01/28/20	VIRGINIA TECH	W 71-61	5197
STEALS	147	153	* 02/02/20	at Pittsburgh	L 57-62	9759
Steals per game	5.9	6.1	* 02/05/20	NC STATE	L 72-83	5164
BLOCKS	88	106	* 02/08/20	at #8 Florida State	L 81-99	11500
Blocks per game	3.5	4.2	* 02/12/20	BOSTON COLLEGE	W 85-58	5465
ATTENDANCE	68072	121706	* 02/15/20	WAKE FOREST	W 71-54	5360
Home games-Avg/Game	12-5673	9-11929				
Neutral site-Avg/Game	-	4-3586				

* = Conference game

= Charleston Classic (Charleston, S.C.)

+ = Big Ten/ACC Challenge (Champaign, Ill.)

& = Air Force Reserve Basketball Hall of Fame Invitational (Brooklyn, N.Y.)

Score by Periods	1st	2nd	OT	Totals
Miami	838	941	21	1800
Opponents	856	969	20	1845