


2-1968-1-1
University of

MIAMI

BASKETBALL

1967-68



COACH RON GODFREY

1967 - 68 Schedule

Dec. 1	Washington	Seattle, Wash.
Dec. 2	Washington	Seattle, Wash.
Dec. 4	St. Mary's of Calif.	Oakland, Calif.
Dec. 6-8-9	Hawaii	Honolulu, Hawaii
Dec. 12	Tampa	Miami Beach Conv. Hall
Dec. 16	Eastern Kentucky	Miami Beach Conv. Hall
Dec. 19	Brown	Miami Beach Conv. Hall
Dec. 27-28	Hurricane Basketball Classic	Miami Beach Conv. Hall
	(New York U., Santa Clara, Dartmouth, Miami)	
Jan. 2	LaSalle	Miami Beach Conv. Hall
Jan. 6	Pittsburgh	Miami-Dade Junior College
Jan. 10	Tampa	Tampa, Fla.
Jan. 12	Florida State	Tallahassee, Fla.
Jan. 13	Jacksonville	Jacksonville, Fla.
Jan. 18	Jacksonville	Miami-Dade Junior College
Jan. 26	Stetson	DeLand, Fla.
Jan. 27	Florida Southern	Lakeland, Fla.
Jan. 30	Maryland	Miami Beach Conv. Hall
Feb. 1	Dayton	Dayton, Ohio
Feb. 3	Tulane	New Orleans, La.
Feb. 10	Florida A&M	Miami Beach Auditorium
Feb. 13	Memphis State	Memphis, Tenn.
Feb. 15	Houston	Houston, Texas
Feb. 17	Loyola of The South	New Orleans, La.
Feb. 20	Stetson	Miami-Dade Junior College
Feb. 24	Creighton	Miami Beach Auditorium
Mar. 1	Florida State	Miami Beach Conv. Hall

(All Home Games, except Pittsburgh, start at 8:15 p.m. EST. The Pittsburgh game starts at 3:15 p.m. EST.)

1966 - 67 Results

72	At Tampa	63	97	Tampa	86
88	Florida	113	102	Florida Southern	72
82	At LaSalle	99	53	At Stetson	56
86	At Mount St. Mary's	83	55	At Florida Southern	49
80	At Virginia	78	88	Memphis State	63
64	*Clemson	73	57	At Florida	73
87	*Auburn	73	68	Loyola	66
82	**Pennsylvania	78	95	Stetson	84
89	**Western Ky.	94	86	Houston	105
75	At Jacksonville	70	79	Dayton	80
60	At Florida State	61	70	At St. John's	97
111	Oklahoma City	109	84	At Georgia Tech	90
106	Jacksonville	86	110	Florida State	90

Won 15, Lost 11


**Hurricane Classic

*Volunteer Tournament


INDEX

All-Americans	27
Athletic Director Andy Gustafson	2
Attendance — 12 largest crowds	3
Coach Ron Godfrey	3
Coach Dick Hickox (Assistant)	4
Hurricane Classic	11
Lettermen Year-by-Year	Inside Back Cover
Opponents	18
Outlook	5
Player Sketches	6
Schedule	Inside Front Cover
Statistics 1966-67	17
Results 1966-67	Inside Front Cover
Records, individual	26
Records, team	25
Records, career	27
Scores Year-By-Year	28

For story material and pictures on the Hurricanes, contact George Gallet and Wilbert Bach at the University of Miami Sports Publicity Department. Phone 284-5802.



George Gallet




Wilbert Bach

ANDY GUSTAFSON

ATHLETIC DIRECTOR

ANDY GUSTAFSON heads University of Miami's vast athletic program, directing a program embracing seven varsity sports — football, basketball, tennis, golf, baseball, swimming and soccer.

He took over as full time Director of Athletics in December of 1963 after serving in the dual role of head football coach and athletic director following the death of Jack Harding.



Gustafson retired from the coaching field with the conclusion of the 1963 season—ending a career of 38 years (he was head coach at Miami 16 years).

Coming to the Hurricanes in the late forties from West Point where he served as Earl "Red" Blaik's chief aide during the Doc Blanchard - Glenn Davis-Arnold Tucker golden era, Gustafson moved to the top rank in his field in America and is listed

among college football's all-time winning coaches. He ranks with the elite few who down through the years have won 100 games or more. His overall coaching record shows 115 victories . . . 78 losses . . . four ties. At Miami, he won 93 games against 65 losses and three ties.

Many of his elevens attained high national ranking . . . four times they won their way into bowl games . . . seven times they were seen on nationwide television in regular season play—and twice more in Bowl games.

The most noteworthy coaching achievement in the embryonic stages of Gustafson's career at Miami was the stunning beating his team gave Purdue in 1950, the week after the Boilermakers had shocked the football world by snapping Notre Dame's sensational win streak at 37 straight.

Andy's college football days came in the heyday of Pittsburgh gridiron fortunes. He fullbacked under Glenn "Pop" Warner in 1923, and the next two seasons under Jock Sutherland. In addition to his brilliance as a fullback, Gus was a field goal kicking star, setting a record at Pitt that has never been equalled—three goals in a single game (against Lafayette 1925). He scored the first touchdown ever in Pitt Stadium (against Washington & Lee 1925).

After leaving Pitt, Andy went to Virginia Tech as head football coach but returned to his alma mater as Sutherland's assistant after four winning years. In 1934, Gustafson left Pitt to join Coach Earl "Red" Blaik at Dartmouth. He followed Blaik to West Point in 1941.

It was from the campus on the Hudson that Andy came to Miami in the fall of 1948 to take the reins as head football coach of the Hurricanes—a post he held until retiring from coaching in 1963.

RON GODFREY

HEAD COACH

Ron Godfrey, one of the all-time basketball greats at University of Miami, becomes head coach for his alma mater this year. He replaces Bruce Hale who resigned last spring to take over as coach of the Oakland team of the American Basketball Association.

Ron was a brilliant scoring ace for the Hurricanes in the late 50s and 60s. He took over as first string



forward in 1958-59, and never relinquished the post through three outstanding seasons. His 1,383 scoring total ranks third and his 767 rebounds stands fifth in the all-time annals for the Hurricanes.

Many other parts of the University of Miami record book is sprinkled with the name of Ron Godfrey. On the All-Time Hurricane team, he holds a position along with Rick Barry at for-

wards, while as a senior in 1960-61, he was accorded honorable mention All-America.

Godfrey is well grounded in the system of play employed by the Hurricanes over the past decade, both from his experience as a player and a coach (served as assistant coach at UM since graduation). Ron, however, is planning to introduce some changes of his own this season and also expects to make whatever other alterations are dictated by the material at his command. He has the advantage of having worked with the men available, both new and old.

The new Hurricane cage mentor is one of the youngest men ever to assume a head coaching job at Miami but he has demonstrated that he possesses excellent poise, a thorough knowledge of the game and ability to handle college athletes.

Godfrey is a native of Martins Ferry, Ohio and is 28 years of age. He played high school basketball at Martins Ferry High, where he had a single game of 51 points and an 800 plus senior year.


Miami's Top Twelve Basketball Crowds

DATE	PLACE	OPP.	ATTENDANCE
Mar. 1, 1965	Convention Hall	FSU	6,524
Dec. 27, 1963	Convention Hall	Hurricane Classic	6,487
Dec. 28, 1963	Convention Hall	Hurricane Classic	6,329
Jan. 30, 1961	Convention Hall	Louisville	6,253
Dec. 19, 1964	Convention Hall	Hurricane Classic	6,164
Dec. 21, 1962	Convention Hall	Duke	6,132
Feb. 2, 1965	Convention Hall	Miami (Ohio)	6,064
Dec. 29, 1964	Convention Hall	Maryland	5,754
Dec. 3, 1966	Convention Hall	Florida	5,724
Nov. 30, 1962	Convention Hall	Florida	5,596
Dec. 27, 1963	Convention Hall	Hurricane Classic	5,402
Dec. 7, 1963	Convention Hall	Florida	5,126

DICK HICKOX

ASSISTANT COACH

Dick Hickox joins Ron Godfrey this year to give University of Miami an all graduate coaching staff in basketball. Hickox was a teammate of Godfrey's for the three seasons starting with the 1958-59 campaign and like Godfrey is a member of UM's All-Time team.



Dick made the Associated Press All-America in his junior year (1959-60) and won acclaim on the United Press Little Man All-America three years in a row. He was named to the Hurricane Classic All-Star team three consecutive years and the tournaments most valuable player twice in succession.

Hickox's collegiate career saw him shatter University of Miami's scoring record and, though that mark has since fallen to Rick Barry, the new Hurricane assistant still holds second place and is the All-Time leader among UM guards.

Dick is remembered as a fine dribbler, an excellent ball handler and a sensational outside shot. He led Miami in scoring all three seasons and, despite his size, was 11th in the all-time rebound standings at the time of graduation.

After leaving Miami, Hickox started a pro career with Kansas City but his play with the pros was short-circuited by a call into the armed forces. Later, he coached freshman basketball at University of Miami (1963-64 and 1964-65), then taught high school physical education in his home town, Fort Wayne, Indiana.

Past Records of Basketball Coaches

Art Webb, two years—Won 15, Lost 5.

Tom McCann, three years—Won 33, Lost 14.

W. H. Steers, one year—Won 8, Lost 5.

Hart Morris, 10 years, part of 11th—Won 121, Lost 84.

Dave Wike, one year, part of another—Won 12, Lost 20.

Bruce Hale, 13 years, Won 220, Last 112.

THREE HOME COURTS

University of Miami plays its home basketball games on three different courts. The largest seating capacity is at Miami Beach Convention Hall where the Hurricanes drew 6,624 to see Rick Barry in his last collegiate game. Miami Dade Junior College seats more than 5,000 while Miami Beach Auditorium has a capacity of approximately 3300.

THE OUTLOOK

University of Miami has a new coach, Ron Godfrey. The team will be without the services of its leading scorer of two years, plus two guards who had been three year starters. Also gone is the team's 'sixth' man.

New Coach Godfrey faces a rugged schedule which opens with a lengthy road trip, involving University of Washington and St. Mary's on the Pacific Coast, and University of Hawaii.

Later, his Hurricanes must face such toughies as Dayton, Memphis State and powerful Houston all on the road.

On the plus side, Miami retains ace center Billy Soens (he could be in line for many awards this year) and forward Rusty Parker. Both were starters last year. Soens was Miami's top 1966-67 rebounder and No. 2 scorer. Parker was inconsistent a year ago due to injuries, but has fully recovered and could have a big year at forward.

Of the other veterans, Tom Green and Charles Noti each had some good games last season, and the valuable experience they picked up could be a big asset to the 1967-68 team. They should give the Hurricanes better depth than was available last year.

Sophomores Don Curnutt, Dennis Cantrell and Jerry Stevenson hold the key to Miami's 1967-68 success. How rapid they progress, will be the big key to the season. If they come through with a rush, this could be Miami's best quintet since the Rick Barry era.

Curnutt looms as the best long shot ever at Miami, while Cantrell could become one of Miami's top big men. Stevenson also possesses the potential to become a fine all-around player.

Cantrell, at 6-9, is the tallest man to play for the Hurricanes since Mike McCoy. His size will come in handy in many situations. He is expected to give Miami tremendous strength at both forward and center. Mike Hutslar, another soph, looms as a good swing man at forward and guard.

Godfrey, in his new job as head coach, plans to tighten the Hurricane defense and cut down from the fast break type of basketball to more of a pattern style of play.

HURRICANES TRAVEL TO HAWAII

The University of Miami basketball team will launch its campaign with teams it never has met before in territory it never has previously invaded. The Hurricanes will play their first two basketball games of the year in Seattle, Wash. against University of Washington. Then after playing in the new Oakland Arena, the Hurricanes fly to Hawaii for three games. Under NCAA regulations, these three will be classed as exhibition tilts and will not count in the individual records.

PLAYER SKETCHES

RICHARD PARKER

Senior forward from Daytona Beach, Fla. . . . Physical Education . . . nickname, Rusty . . . age 22 . . . hgt. 6-6 . . . wgt. 210 . . . letters earned, 2 . . . Parker is the most experienced player on the squad. He has



averaged 13 points and nearly nine rebounds per game over two campaigns. An injury benched Rusty last season for three games, and knocked him off stride in other games. The Floridian is excellent on the drive-in and sparkles at grabbing the sharp pass for the fast under-the-basket-shot. He is also dangerous from the corners. His size and aggressiveness makes his presence felt in the rebounding tussles. Parker's best scoring game


was 32 points at Houston in his sophomore year when he had five games 20 points or better. Last year, he topped 20 points twice. A 20-point rebound total against Florida Southern (as a sophomore) is Rusty's high in that department. In high school at Mainland, the Hurricane forward played football and baseball as well as basketball. He plans to go into physical education and teach retarded children following graduation. Hunting and fishing are his hobbies. High school coach — Joe Piggotte.

His two year record:

Year	G	FG	Pct.	FT	Pct.	Reb.	Pts.	Avg.
1965-66	26	140	.551	63	.650	232	343	13.2
1966-67	23	118	.463	53	.726	186	289	12.6

JERRY STEVENSON

Sophomore forward from San Lorenzo, Cal., . . . Physical Education . . . age 20 . . . hgt. 6-7 . . . wgt. 185 . . . Jerry is one of the more talented men among the new crop of Hurricane basketball hopefuls. He has




good height, excellent jumping ability and moves well. Last season, the Californian led the freshmen in scoring with a 24 point average and did an excellent job under the basket in the rebounding struggles. Jerry can run, shoot both long and short, handle the ball well and pass effectively. He was an All-State high schooler in California and has the potential to nail down a starting spot at forward for Miami this season. He could also

help out at center if the need arises. High school — Arroyo . . . high school coach — Boyd McCasslin.

WILLIAM SOENS

Senior center from Philadelphia, Pa. . . . Marketing . . . nickname, Billy . . . age 22 . . . hgt. 6-8 . . . wgt. 225 . . . letters earned, 1 . . . After playing his sophomore year at Villanova, Billy sat out University of Miami's



1965-66 season as a transfer but moved in as No. 1 Hurricane center last year. He wound up with 330 rebounds, best on the team, and was second high scorer with 458 points. His .506 field goal percentage is fourth best in Miami's all-time records. Billy was in the 20 point scoring class 13 times a year ago with highs of 27 against Tampa and Houston. He grabbed 21 rebounds in the Virginia, Jacksonville and Florida Southern games. Coach Ron


Godfrey believes Soens has the potential to give UM its best center play in history now that he is over the necessary adjustment in Miami's style of play. The Pennsylvanian comes from an athletic family. Three of his uncles played basketball for St. Josephs, two as captains. His father was All-State in high school football and was on the Penn crew. His mother captained her college basketball team. Soens played high school basketball for Penn Charter. He had one game of 61 points and wound up on the Parade High School All-America. Later as a collegian at Villanova, he went to the NIT (1965) with the Tigers and had a 23 point game which knocked New York University out of the tournament. High school coach — Buff Weigand.

His varsity scoring record:

Year	G	FG	Pct.	FT	Pct.	Reb.	Pts.	Avg.
1966-67	26	178	.506	102	.604	330	458	17.5

MIKE HUTSLAR

Sophomore forward-guard from Oakland, Cal. . . . Physical Education . . . age 20 . . . hgt. 6-2 . . . wgt. 175 . . . Hutslar made All-State in high school at St. Josephs in Oakland, spent a year with Alameda Junior




College (Alameda, Cal.), then sat out as a red shirt at Miami last season. While at Alameda, he averaged 19 points a game. Mike has amazing jumping ability — his leap can carry him above the rim of the basket. Because of his jumping ability, he will be used as a swing man between forward and guard. The Californian has tremendous moves in driving to the basket. His best shot is the jumper from the top of the key. Mike's

high school coach was Des Leonard.

TOM GREEN

Junior guard from Vincennes, Ind., Industrial Engineering . . . nickname, Tom . . . age 21 . . . hgt. 6-0 . . . wgt. 160 . . . letters earned, 1 . . . Injury to Junior Gee catapulted Green into a starting role for University of Miami against tournament bound Memphis State last season and Tom responded brilliantly as Miami scored one of its best triumphs of the year, 88-63. He followed with several other good games and is in the picture for a starting job or at least a sixth man role this season. Tom showed himself to be an excellent ball handler, a good hustler as well as possessing speed and leadership qualities. Before coming to the Hurricanes,




Tom was an outstanding high school player, averaging 17 points a game. He was credited with an average of 10 assists per encounter. His qualities of leadership and reputation as a team man earned him the captaincy of his high school team for two successive campaigns. He wound up with All-sectional, All-Regional, All-Conference, All-State and All-America. Tom also won track letters as a distance runner and lettered on the golf team four years in a row. He scores consistently in the 70s when he can take time off from basketball. High school — Vincennes . . . high school coach — John Dotson.

His varsity record:

Year	G	FG	Pct.	FT	Pct.	Reb.	Pts.	Avg.
1966-67	21	16	.421	9	.818	9	41	1.9

CHARLES NOTI

Senior guard from Allentown, Pa. . . . Physical Education . . . age 23 . . . nickname, Chuck . . . hgt. 6-0 . . . wgt. 205 . . . letters earned, 2 . . . For two thirds of last season, Noti was pretty much out of the picture, scoring just 10 points, but in the last eight games, he made 34 points and picked off a dozen rebounds to project himself into the 1967-68 picture as a player who could give valuable help. Back at Dieruff High in Allentown, he had a 22 point scoring average to earn All-Lehigh Valley and All-Pennsylvania honors along with honorable mention on the high school All-America. However, football was his first love and he spent two years at a



western school before picking up his interrupted basketball career. Noti is an excellent ball handler and playmaker, and possesses that important skill of being able to hit on the outside shot. His high game a year ago at Miami was a 15 pointer in which he came close to engineering a major upset against tournament bound Dayton. Noti had five field goals in six tries, was five for five from the free throw line and pulled in four rebounds against Dayton. High school coach — Dick Schmidt.

His varsity record:

Year	G	FG	Pct.	FT	Pct.	Reb.	Pts.	Avg.
1966-67	22	16	.457	14	.609	34	46	2.1

DON CURNUTT

Sophomore guard from Tipton, Ind. . . . Physical Education . . . age 20 . . . hgt. 6-2 . . . wgt. 160 . . . Don came to Miami with all kinds of honors garnered in high school. He was All-State and All-America



and was a strong candidate for "Mr. Basketball," one of the biggest honors awarded prep cagers of the state of Indiana. After a brilliant freshman year at Miami, he was redshirted last season, so he has a year's on-campus edge over the other sophomores. But that isn't all that Donnie has going for him. He's fast, has the moves of a cat and has the ball handling skill which seems in-born in Hoosier-bred basketball players. He has an amazing array

of shots, is equally good from right or left and could develop into the greatest outside shot in UM history. On top of that, Curnutt is a Grade A dribbler. He's the type of player who can break a game wide open and if he is able to exercise the expected control of his variety of long, short and medium shots from right or left, defending Miami will be a tough job the next three years. Don's high school career was glowing with brilliant feats. As a junior, he scored 368 points and had individual games of 29 points, 28 points, 25 points and 11 games of more than 20 points. In his senior years, the Tipton whiz cracked the nets for 639 points, averaging 22 points a game. His individual high was 42. Tipton High coach Dick Barr hailed Curnutt the finest player he had ever coached. He said "if this boy had shot as much as he should have, he would have averaged 35-40 points a game. But he passed off on many occasions when he had a good shot."

DENNIS CANTRELL

Sophomore center from Daytona Beach, Fla. . . . Physical Education . . . age 20 . . . hgt. 6-10 . . . wgt. 220 . . . Cantrell's size makes him a threat both offensively and defensively. The Floridian was red



shirted last year following a freshman campaign at Vanderbilt, and appears ready to step in and give big help to Miami's 1967-68 team. He could be a candidate for a first string job. Dennis possesses a good jump shot and is expected to be one of the top rebounders on the team. Before coming to Miami, Cantrell made All-State while playing with Seabreeze High School in Daytona Beach. He participated in the annual North-South All-Star

game at Gainesville. Dennis is the tallest man on the University of Miami squad. While in high school, he played under Coach Jack Suretee.

TOM MASTERS

Junior forward and guard from Lebanon, Ind. . . . Business Administration . . . age 21 . . . hgt. 6-5 . . . wgt. 215 . . . letters earned, 1. Masters was an all-around athlete in high school, being on the cross coun-



try team, playing end in football, throwing the shot in track as well as earning honorable mention on the Indiana All-State baseball team. Other honors accorded him in basketball were All-Section and All-County. Tom served his varsity apprenticeship with Miami last season, performing in a reserve forward role in 16 games. In making the transition from center (his high school position), the Hoosier cager indicated that he can hold his own in battling


for the ball under the boards and is not one to be pushed around. Tom was among the leading scholar-athletes at Lebanon High and won the school Attitude Award before coming to the Hurricanes. When a small child, he was the victim of a near fatal accident which impaired the sight of one eye but he has overcome this obstacle. High school coach, James Rosenstihl.

His varsity record.

Year	G	FG	Pct.	FT	Pct.	Reb.	Pts.	Avg.
1966-67	16	10	.526	5	.714	15	25	1.6

DANIEL RODGERS

Senior guard from Frankfort, Ky. . . . Physical Education . . . nickname, Dan . . . age 21 . . . hgt. 6-5 . . . wgt. 190 . . . letters earned, 2. Rodgers is the hard luck athlete of UM's basketball squad. He started



playing basketball in the fourth grade, had two fine high school years playing center and seemed headed for All-State honors in his senior year when a broken wrist knocked him out of action. Though sitting out a considerable part of the season, he still wound up with honorable mention All-State. Dan was making a definite bid both at guard and forward on Miami's squad last year when a leg injury in the 10th game halted his progress. He

attempted to play several times later but the leg did not hold up and Dan is a questionmark this season. If the Kentuckian can throw off the injury bugaboo, he could help the Hurricanes in a big way. He's a good shot and excellent rebounder. He has the physical qualifications for the 'sixth man' role. Rodgers' high games a year ago were nine rebounds against Jacksonville, seven points against Pennsylvania. High school—Frankfort . . . high school coach — Cliff Barker.

His varsity scoring record:

Year	G	FG	Pct.	FT	Pct.	Reb.	Pts.	Avg.
1965-66	20	13	.394	15	.577	30	41	2.1
1966-67	16	16	.356	16	.552	57	48	3.0

Tenth Annual Hurricane Classic

Miami Beach Convention Hall

Dec. 27: First round—New York University vs. Santa Clara; Miami vs. Dartmouth.

Dec. 28: First game—Between first night's losers; championship game between first night's winners.

The 1967 Hurricane Classic looms as a wide open affair. The field includes one team from the Pacific Coast, one from the Ivy League, another from the New York area, plus host Miami.

Dartmouth, which opposes Miami in the second game on opening night, lost 61-52 to the Hurricanes during the 1950-51 season in a defensive battle. Defense is still the hallmark of Dartmouth but new coach David R. Gavitt is anticipating more firing power from the pick of a fine sophomore crop. These sophomores finished 19-2 as freshmen. They displayed excellent rebounding as well as shooting. Dartmouth returns four starters — Captain Joe Colgan, 6-3 forward who averaged 13.7 points and was second in rebounds a year ago; Bill Stableford, 6-5 center, and guards Rick Felmeister, 5-10, and Bob Sturges, 6-2. The New Englanders should have real depth. They have three sophomores who appear good enough to earn starting berths. Alexander Winn led Dartmouth frosh a year ago with 12 rebounds and 16.8 points per game. He's bidding for a top job along with Gregory Pickering, who scored 9.6 points and picked off 11.7 rebounds for the 1966 frosh, and Judson Burnham, 6-7 center. Dartmouth expects more speed, better shooting and better rebounding.

At New York University, Lou Rossini, one of the all-time basketball coaching greats, is moulding his 18th NYU squad from three 1966-67 starters, six reserves and five talented sophomores. Slated for starting roles are co-captains Charlie Silen, 6-4 forward, and Gary Witrock, 6-5 center, and Jim Miller 6-0 guard. Rossini, however, faces a big job in replacing Neil Graham, greatest scorer in NYU history, and Bruce Kaplan. Sophomores being eyed for possible starting jobs include: guards Paul Dobleman, 6-2; Dolph Porrata, 6-1, and forwards James Signorile, 6-5, and Jerry Armfield, 6-6. The latter two are rated as exceptional rebounders. NYU will come into the Hurricane Classic well conditioned as its busy December schedule includes five regular games, plus an appearance in the Virginia-Virginia Tech Invitation Tournament. During the 1954-55 campaign, New York University came to Miami and whipped the Hurricanes, 74-67.

Santa Clara, like NYU, lost its all-time high scorer, guard Mike Gervasoni, and calls this a partial rebuilding year. The forward spots, manned by veterans Bud Ogden and Bob Heany, are solid. A year ago, Ogden averaged 18.5 as a rookie and Heany, 14.1. Heany missed the last 10 games on the 1966-67 schedule with a broken ankle but is now fully recovered. Both Ogden and Heany are excellent rebounders as well as brilliant shooters. A towering sophomore, Dennis Autrey, is expected to add real punch to the club both in scoring and rebounding. He averaged 20 points a game and owned the backboards on the 1966-67 Santa Clara frosh team, which had a 21-1 seasonal record. The guard positions have Santa Clara worried. Joe Diffley, 6-0, and Dave Pouliot, 6-3, lettered as sophomores but did not get in too much playing time. They are being pressed by Tom Scherer, 6-2, and Kevin Eagleson, 5-11, both up from

the 1966-67 frosh team, and two men who were red-shirted last year — Terry O'Brien, 6-1, and Keith Palson, 6-2. Miami lost to Santa Clara in 1965-66 at Santa Clara.

History of Hurricane Classic

(First Year)

December 29, 30, 1958, Miami Beach Auditorium

First round: Miami, Ohio, 75; N.Y.U., 55
Miami, Fla., 74; Tulane, 72

Third place: New York U. 77; Tulane, 47.

Championship: Miami, O, 89; Miami, Fla., 87 (OT)

First night attendance, 2,342. Second night, 2,450.

All-Star team: Forwards—Ramsey, New York, and Thomas, Miami (O); guards—Hickox, Miami (F) and Hamilton, Miami (O); center—tie, Wingard Miami (O) and Klinker Tulane.

Most valuable, Hamilton.

Vern Lawson's 15 second-half points broke up a close game as Miami of Ohio ripped New York U in the tournament opener. Dick Hickox, with 20 points, and Harry Manushaw, with 16 rebounds, paced the way for the host Hurricanes against Tulane.

New York had no trouble with Tulane, either, in the run-up game as Cal Ramsey hit for 27 points and picked up 16 rebounds, but the championship game, Miami against Miami was a thriller. Ron Godfrey made 24 of his 26 points in the second half. Experience told at the finish and the Hurricanes went down to defeat. Thomas, of the Ohioans, finished with 25 points.

(Second Year)

December 28, 29, 1959, Miami Beach Auditorium

First round: Xavier, 86; Florida, 74

Miami, 110; Brigham Young, 93

Third place: Brigham Young, 74; Florida, 65.

Championship: Miami, 87, Xavier, 69.

First night attendance, 3,009. Second night, 3,346.

All star team: Forward—Godfrey, Miami; guard—Hickox, Miami; center—Thobe, Xavier; guard—tie, Miller and Earnest, Brigham Young; forward, Castelle and Kirvin, Xavier.

Most valuable, Hickox.

First round games were lopsided. Miami's 110 points still stands as a tournament record while the 34 by Dick Hickox was tops until last season. Brigham Young took off early and slowly increased its margin to tame Florida.

Miami turned in a near perfect performance with Hickox scoring 26 more points to outpace Xavier. Miami led 39-28 at halftime. The Hurricanes always held the initiative.

(Third Year)

Dec. 28, 29, 1960, Miami Beach Convention Hall

First round: Holy Cross, 68; Tennessee, 67

Miami, 82; Army, 75

Third place: Tennessee, 88; Army, 71.

Championship: Miami 77, Holy Cross 71.

First night attendance, 4,116; Second night 4,305.

All-star team: Forwards—Sager, Army, and Foley, Holy Cross; guards—Shea, Holy Cross, and Hickox, Miami; center—Fisher, Tennessee.

Most valuable, Hickox.

Both first night games were rousers for one half. Tennessee, down by eight points, roared back and lost by one as Thompson's 20 rebounds and Shea's 11 of 12 free throws were just enough. Miami had a furious first half with Army leading only 39-38—but then Ron Godfrey hit for 14 in the second half and the Hurricanes sailed on to victory.

The Vols continued their hot streak the next night, and never gave Army a chance. Only Sherard's 27 points kept Army's score respectable. Miami had a rough first half against Holy Cross, leading only 37-36 as Bruce Applegate scored 12 points. Bruce added 13 more in the second half and when Godfrey recorded 12, the Hurricanes had enough to win.

Fourth Year)

December 28, 29, 1961, Miami Beach Auditorium

First round: Temple, 70; Minnesota, 66

Miami (Fla.) 83; Miami (O.), 73

Third place: Minnesota, 98; Miami (O), 64.

Championship: Temple 85; Miami (Fla.), 67.

First night attendance, 2,973. Second night, 3,047.

All star team: Forwards—Benson, Miami (O), and Magdanz, Minnesota; guards — Cohen — Miami (Fla.), and Drysdale, Temple; center—Gordon, Temple.

Most valuable, Drysdale.

Powerful Minnesota, ahead 37-32 at half time, finally succumbed to a late Temple rush in which Dave Koskinen boosted his night's scoring total to 23. The two Miami teams had a wild first half with the Hurricanes leading 44-40 at intermission. Ken Allen's second half field goals were the difference to ice a Hurricane win.

Minnesota never let up against Miami of Ohio, leading 34-23 at half-time. The Gophers added 64 second-half points. The Hurricanes failed to make a dent in the smooth Temple attack, trailing at halftime 40-31. Drysdale made 28 for the winners. Allen kept Miami fairly close with 15 first half points. Julie Cohen scored 14 points in the second half but this was not enough to give Miami a victory.

(Fifth Year)

Dec. 27, 28, 1962, Miami Beach Convention Hall

First round: Pittsburgh, 96; Louisiana St., 73

Miami, 94; Cornell, 74

Third place: Louisiana State, 55, Cornell, 48.

Championship: Miami, 86, Pittsburgh, 85.

First night attendance, 5,116. Second night, 5,402.

All-star team: Forwards—Rick Barry, Miami, Brian Generalovich, Pittsburgh, Center—Mike McCoy, Miami, center; guards—Dave Roman, Pittsburgh, Elias Cooper, Louisiana.

Most valuable, Rick Barry.

Maury Drummond's 17 first-half points kept LSU within hailing distance of Pitt but the Panthers had things their own way in the final 20 minutes as nine men scored to increase Pitt's 46-38 edge to a big margin. Cornell made a fight of it for a half against Miami, being behind only 39-37, but Rick Barry's 25 rebounds gave Miami the openings to make it a runaway in the last half.

LSU had a little more defense than Cornell. It led 29-27 at half time and then moved steadily ahead for third place tournament honors.

Mike McCoy, Miami, and Brian Generalovich, Pitt, each made 14 first half points, but Barry's rebounding provided openings for Miami's 43-38 lead. Dave Roman scored 21 second-half points for Pitt, but Barry's rebounding was again the key and the Hurricanes hung on to win.

(Sixth Year)

Dec. 27, 28, 1963, Miami Beach Convention Hall

First round: Syracuse, 76; Princeton, 71

Miami, 79; Army, 71

Third place: Army, 60; Princeton, 56.

Championship: Syracuse, 86; Miami, 85, overtime.

First night attendance, 6,487. Second night, 6,329.

All-star team: forwards—Silliman, Army and Bradley, Prince-

ton; guards—Dampier, Miami and Bing, Syracuse; center—Barry, Miami.

Most valuable, Dampier.

Princeton moved ahead of Syracuse 41-36 at half time and apparently had the game wrapped up when Bradley fouled out fairly early in the second half. The Tigers collapsed. A six-point lead by Princeton with 12:49 to go, was a five-point deficit at the finish.

John Dampier set a tournament record of 41 points, yet Miami had a rough time shaking stubborn Army. The Cadets were on top 38-36 at half time but had no defense for Dampier.

Army and Princeton staged a thriller, being tied at half time, but Mike Silliman produced the second-half clinchers.

An ailing Rick Barry, for Miami, and injured Rex Trobridge, for Syracuse, left both clubs weakened but the rest of the players put on one of the tournament's most thrilling games. Miami broke ahead 46-42, but ran into late trouble. With Dave Bing sparkling, Syracuse forced the game into overtime. Miami forged ahead again but made several costly errors, and finally substitute Robert Murray, a last minute addition to the Syracuse traveling roster, hit a field goal with three seconds to go and Syracuse was tournament champion, despite Dampier's 35 points.

(Seventh Year)

Dec. 28, 29, 1964, Miami Beach Convention Hall

First round: Maryland 64; Tulsa, 59

Miami 86; Yale, 71

Third place: Tulsa, 73; Yale, 61

Championship: Miami, 80; Maryland, 73

First night attendance, 5,007. Second night, 5,754.

All-star team: forwards—Barry and Beckner, Miami; center—Ward, Maryland; guards—Trupin, Yale, McMillen, Maryland.

Most valuable, Barry.

Maryland and Tulsa fought an even battle until midway in the second period when, at 48-48 — the Terps hit for eight points in a row and never were headed. Jay McMillen, with 18 points and 12 rebounds for the winners, led in both departments. Yale took a three-point lead on Miami after 6:58 but then Rick Barry went to work and the final count was 86-71. Barry, with 45 points, set a new tournament record. He had 17 rebounds.

Playing for third place, Yale broke away to an 8-4 lead, then gave up eight successive points and never could get back into contention. Yale lost 73-61 to Tulsa. Rick Park scored 20 for the winners. Bon Fedorko took down 12 rebounds.

Miami and Maryland fought a rip-snorter first half, with the midway point tally being 35-35. The lead alternated frequently. Maryland scored eight points in the first 2:01 of the second half before Miami scored. Miami three times drew even, the last time at 60-60 with eight minutes to go. Then Rick Barry and Wayne Beckner scored eight points while the Terps scored none and the issue was settled.

(Eighth Year)

Dec. 27, 28, 1965, Miami Beach Convention Hall

First round: Louisville 54; Georgia Tech 48

Miami 81; Boston U 60

Third place: Georgia Tech 83; Boston U 40

Championship: Louisville 85; Miami 84 (overtime)

First night attendance, 2,909. Second night, 4,029.

All-star team: forwards—Wittman, Miami, and Houston, Louisville; center—Unseld, Louisville; guards—Gee, Miami, and Wagner, Georgia Tech.

Most valuable, Unseld.

In the opening round, Georgia Tech fought favored Louisville down to the wire, trailing only 51-48 with 1:01 to play. Tech missed on a layup after a stolen ball and Louisville was home. Big Westley Unseld had 22 rebounds, 21 points. Miami used its entire squad to toy with Boston U. Rick Jones scored 19 Miami points.

Georgia Tech piled up a 35-22 half time lead in the third-place battle and then out-scored Boston 30 more points in the last 20 minutes with 11 Engineers each getting at least two field goals.

The championship game between Miami and Louisville went into overtime before the Kentuckians emerged winner. Though trailing by 11 points during one stage of the clash, Miami fought back brilliantly and knotted the score. A UM field goal at the buzzer at the end of regulation time rimmed the basket and stayed out. In overtime, the Hurricanes had the lead most of the way, and at one time had a chance to pull away on missed free throws. Louisville won in the final second on a shot by Wade Houston.

(Ninth Year)

Dec. 27, 28, 1966, Miami Beach Convention Hall

First round: W's't'rn K'ntucky, 94; Holy Cr'ss, 84

Miami, 82; Pennsylvania, 78

Third place: Holy Cross, 89; Pennsylvania, 84

Championship: Western Kentucky, 94; Miami, 89

First night attendance, 3317. Second night, 4,531.

All-star team: forwards—Ed Siudt, Holy Cross; Mike Wittman, Miami; center—Billy Soens, Miami; guards—Clem Haskins, Wayne Chapman, Western Kentucky.

Most valuable, Clem Haskins.

Ed Siudt of Holy Cross fought a one-man war against Western Kentucky in the tournament opener but brilliant Clem Haskins with some hot shooting by Dwight Smith gave the edge to the Hilltoppers. Siudt, who scored 37, wiped out a first-half five point deficit as the final 20 minutes started but Haskins then hit on a jumper and the Hilltoppers stayed a half dozen points ahead the rest of the way. Miami gained a 12-4 start on Penn and stayed eight up at half time. Then the Hurricanes fought off a Penn rally which had the Ivy leaguers on top five times by a point until the final five minutes when Mike Wittman stashed away the last of his 32 points. Penn put a fairly effective clamp on Siudt and dominated the backboards in the third place due, but Ron Teixeira and Al Stazinski hit for 21 and 20 to tip the tide. It was even for seven minutes, then the Crusaders made 10 in a row and it took Penn until the last minute to catch up 69 all, sending the game into overtime. A Siudt jumper and three foul shots gave Holy Cross a bulge midway into the overtime shot and Penn could only trade points from there on in. Miami scored first in the championship final but Western Kentucky moved ahead at 6-5 as Haskins made 12 points in four minutes to put the Hilltoppers 15 up after only nine minutes. The Hurricanes shaved this to six at half time. Haskins and George Smith hit on quick second half baskets but the Hurricanes kept on fighting and with Billy Soens hitting on eight straight points, came even at 79 apiece with 5:09 to go. Butch Kaufman hit on two quick jumpers and the Kentuckians were home. Greg Smith's rebounds were as helpful as Haskins' 25 points. Soens was the high man with 26 and 15 points to keep Miami in the tussle.

1967 - 68 Varsity Roster

NO.	NAME	POS.	HGT.	WGT.	AGE	YR.	HIGH SCHOOL	HOMETOWN
11	Don Curnutt	G	6-2	160	20	So.	Tipton	Tipton, Ind.
12	*Charles Noti	G	6-0	205	23	Sr.	Dieruff	Allentown, Pa.
14	Mike Hutslar	G-F	6-2	175	20	So.	Saint Joseph	Oakland, Calif.
15	*Tom Masters	F-G	6-5	220	21	Jr.	Lebanon	Lebanon, Ind.
20	*Rusty Parker	F	6-6	210	22	Sr.	Mainland	Daytona Beach, Fla.
21	*Tom Green	G	6-0	160	21	Jr.	Vincennes	Vincennes, Ind.
23	*Dan Rodgers	G-F	6-5	190	22	Sr.	Frankfort	Frankfort, Ky.
33	Jerry Stevenson	F	6-7	185	20	So.	Arroyo	San Lorenzo, Calif.
34	*Billy Soens	C-F	6-8	225	22	Sr.	Penn Charter	Philadelphia, Pa.
43	Dennis Cantrell	C	6-10	220	20	So.	Seabreeze	Daytona Beach, Fla.

*returning lettermen

1966 - 67 Varsity Statistics

PLAYER, POS.	NO. GAMES	FIELD GOALS MADE	FIELD GOALS ATTS.	PCT.	MADE	FREE THROWS ATTS.	PCT.	SHOTS MISSED	REBOUNDS NO.	REBOUNDS AVG.	PER. FOUL NO.	PER. FOUL DIS.	POINTS NO.	POINTS AVG.
*Mike Wittman, C-F	26	219	453	.483	147	184	.799	271	303	11.5	88	4	585	22.3
Billy Soens, C	26	178	352	.506	102	169	.604	241	330	12.7	89	9	458	17.5
*Rick Jones, G	26	114	293	.388	91	114	.798	202	98	3.8	85	3	319	12.3
Rusty Parker, F	26	118	255	.463	53	75	.726	159	186	8.1	80	7	289	12.6
*Junior Gee, G	21	87	233	.373	49	61	.803	158	67	3.2	47	2	223	10.6
*John Bates, F-C	25	32	91	.352	28	39	.744	70	83	3.3	34	0	92	3.7
Dan Rodgers, G-F	16	16	45	.356	16	29	.552	42	57	3.6	24	1	48	3.0
Charles Noti, G	22	16	35	.457	14	23	.609	28	34	1.6	26	0	46	2.1
Tom Green, G	21	16	38	.421	9	11	.818	24	9	.4	9	0	41	1.9
Tom Masters, G	16	10	19	.526	5	7	.714	11	15	.9	8	0	25	1.6
*Mike Kvasnok, C	1	0	0	---	0	0	---	0	1	1.0	0	0	0	0.0

TEAM REBOUNDS

150

UM TOTALS	26	809	1814	.444	514	712	.722	1206	1333	51.3	490	26	2126	81.8
-----------	----	-----	------	------	-----	-----	------	------	------	------	-----	----	------	------

OPP. TOTALS	26	831	1839	.452	429	629	.682	1208	1081	41.7	499	27	2091	80.4
-------------	----	-----	------	------	-----	-----	------	------	------	------	-----	----	------	------

*-Not Returning

THE OPPOSITION

University of Washington, Seattle, Wash.

Dec. 1 and 2 at Seattle, Wash.

Coach, Mac Duckworth. Career record—W 43, L 60.
1967 record—W 14, L 12. Points, 1871, Opp. 1943.

This is the first meeting between these teams.

Coach Mac Duckworth got the Huskies on the upward move last year and had his most successful season as head coach. Prospects for 1967-68 look good. If a center problem can be ironed out, the Huskies can well be in the upper brackets. However, replacing high scoring Gordy Harris, 6-10 center, is a tough job. Jack Burns, 6-7 junior, and Jay Bond, 6-9 sophomore, are fighting it out. Doug Westlake, 6-1, and Rick Slettendale, 5-10, are fixtures at guard. Dave Carr, 6-3, who averaged 14.8 at forward last year, looms as a certain starter. Chet Hovde, 6-2, will play either forward or guard with Lance Brigham, 6-4, and sophomore George Irvine, 6-5, battling for starting jobs also. The team has good depth promising sophomores.

St. Mary's College, St. Mary's Calif.

Dec. 4 at Oakland, Calif.

Coach, Mike Cimino. Five year record—W 42, L 85.

1966 record—W 4, L 21. Points, 1739, Opp. 2075.

All-time series—UM W 2, L 0. Points, UM 190, St. Mary's 163.

St. Mary's is looking ahead to a much stronger team this season. The cagers from the Pacific coast are banking on 6-7 Jerry West, Carl Lyon, Vern Berry and Ken Kelly to carry them through what could be their best season in several years. Past games between Miami and St. Mary's found the Hurricanes winning 101 to 86 and 89 to 77.

University of Hawaii, Honolulu, Hawaii

Dec. 6, 8 and 9 at Honolulu, Hawaii.

Coach, Red Rocha. Career record—W 24, L 50.

1967 record—W 6, L 16.

This is the first meeting between these teams.

Hawaii had a good defensive team last year, holding its opponents to 71.1 points a game but could not develop much in the way of an attack of its own. The new squad has fair size in all positions except at center where 6-7 Byrt Caldwell is just average in height as far as college centers go. The forwards, Charles Bensley and Bruce O'Neil, are each 6-5. Guard Fred Smith is 6-4 and his running mate, Harvey Harmon, 6-1.

University of Tampa, Tampa, Fla.

Dec. 12 at Miami Beach Convention Hall; Jan. 10 at Tampa.

Coach, Dana Kirk. Career record—W 11, L 15.

1967 record—W 11, L 16. Points, 1967, Opp. 2173.

1967, UM won 72-63 and 97-86. All-time series—UM won 42, lost 8. Points, UM 4087, Tampa 3465.

The five top rebounders and six of the seven leading scorers return for the Spartans. Along with several outstanding newcomers, they should give Tampa a winning team. Starting guards, Vic Thixton and John Sileno, 6-0 and 6-3 respectively, must fight off a strong challenge from Marshall Bradley, 5-10 playmaker out of junior college, and Bruce Simmons, 5-10 rookie. Center looks strong where 6-7 junior collegian Bobby Stevens appears better than anyone the Spartans have had at the pivot spot in several years. Rudy Bradley and Lestern Henley, each 6-3, return as starting forwards. The Spartans have good size, good depth and experience.

Eastern Kentucky University, Richmond, Ky.

Dec. 16 at Miami Beach Convention Hall.

Coach, Guy Strong. Career record—W 87, L 31.

1967 record—W 5, L 18.

This is the first time the teams have met.

Guy Strong returns to his alma mater as head coach to see what he can do about rallying an Eastern Kentucky squad which in 1966-67 had one of its worst seasons in history. The return of eight veterans, plus six fine men up from a great frosh team gives him a good start. Three regulars return. Bobby Washington, 5-11, was all-conference as a guard last year and averaged 17.5 points. Garfield Smith, 6-7, led the team in scoring at 17.8 and captured 13.4 rebounds. Toke Coleman, 6-5, is a potent scorer and could better Smith on rebounds. The competition is so rough for the other forward spot that there is little to choose from among Paul Bryant, 6-8; Chester Rose, 6-5; Willie Woods, 6-3, and Gary Paul, 6-2. Lynch and Rose are sophomores. Fair height and lots of speed, plus excellent depth make things look brighter for the Maroon and White.

Brown University, Providence, R. I.

Dec. 19 at Miami Beach Convention Hall.

Coach, L. Stanley Ward. Career record—W 121, L 202.

1967 record—W 10, L 16.

This is the first meeting between these teams.

Two starters were lost, but the New Englanders retain leading scorer, 6-3 guard Bill Reynolds (15.8 average), and their two top rebounders, 6-5 center Steve Sugar, and 6-5 forward Bob Purvis. Three good reserves return but sophomore appear set to grab the two open starting jobs. The pair include Greg Kuhn, 5-11 guard, and Mike Neer, 6-6 forward. Another sophomore, 6-7 Mike Kelly, may play a lot since he is the tallest man on a squad which will suffer from lack of height in many games. Brown will have good depth, improved speed and fairly good rebounding. If the defense improves, the Bruins will be difficult to handle. The Miami game will be the middle one on a road trip which includes Oglethorpe in Atlanta and ends with Stetson in DeLand.

LaSalle College, Philadelphia, Pa.

Jan. 2 at Miami Beach Convention Hall.

Coach, Jim Harding. Career record—W 73, L 20.

1967 record—W 14, L 12. Points, 2210, Opp. 2111.

1967, LaSalle won 99-82. All-time series—UM won 2, lost 6. Points, UM 648, LaSalle 700.

Jim Harding, who coached at Loyola of the South and Gannon College, takes over as head coach. He must bolster the defense, get a replacement for George Paull, who was third in rebounding and scoring last year — and find out how to take up the slack caused by the loss of All-America Hubie Marshall. Hubie averaged 21.1 and was the play-maker last year. Larry Cannon, No. 1 rebounder and No. 2 scorer, is the only front man sure to start again. Ed Szczesny, 6-8 sophomore, looks like starting material with two of last year's men, Stan Wlodarczyk and Dave Ervin, in front for the other job. Roland Taylor, a junior college transfer, could be the new playmaker, to go along with veteran guard Bernie Williams, who averaged 14.2 points a game a year ago.

University of Pittsburgh, Pittsburgh, Pa.

Jan. 6 at Miami-Dade Junior College.

Coach, Bob Timmone. Career record—W 167, L 174.

1967 record—W 6, L 19. Points, 1595, Opp. 1022.

1967, teams did not meet. All-time series—UM won 4, lost 4. Points, UM 513, Pittsburgh 556.

Jim LaValley, top rebounder and an 11.9 scorer, is the lone starter lost. However, the five leading frosh from a team which posted 13-4 record return, and seem sure to take over at least two and possibly three starting jobs. Bob Petrini, 6-2 outside shooting whiz at guard, is a cinch. Mike Patchter and Bob McFarland, 6-5 forward; Charlie Hunt, 6-7 center, and Paul Naponick, 6-5 center, are possibilities. Top returnee is Ken Bollens, 6-4 forward. Guards Pete Smith, 6-2, and Len Kalata, 6-3, and Al DiFrischia, forward, are the better returning lettermen. The Panthers lack a big man under the baskets. The Panthers have a light December slate and will be in their sixth start here.

Florida State University, Tallahassee, Fla.

Jan. 12 at Tallahassee; March 1 at Miami Beach Convention Hall.

Coach, Hugh Durham. Career record—W 11, L 15.

1967 record—W 11, L 15. Points, 1668, Opp. 1425.

1967 record, UM lost 60-61 and won 110-90. All-time series—UM won 19, lost 16. Points, UM 2850, FSU 2650.

Only one little used letterman was lost from Hugh Durham's squad. FSU jelled in mid-season under its new coach and finished strong. With lots of help from a fine frosh squad (17-2), the Seminoles will be very tough. Bill Glenn, 6-4 forward and leading scorer last year, will start at forward. Larry Moore, who stands 6-3 averaged 25 points as a freshman, will be his side kick. Veteran guards Darrell Stewart, 6-1, and Jeff Hogan, 6-0, must stave off classy Randy Cable, 5-11, who averaged 20 for the frosh. Dick Danford, 6-9 center, will get rough competition from Dave Cownes, 6-8 sophomore. The Seminoles will be one of the most experienced teams Miami will meet.

Jacksonville University, Jacksonville, Fla.

Jan. 13 at Jacksonville; Jan. 18 at Miami-Dade Junior College.

Coach, Joe Williams. Career record—W 35, L 39.

1967 record—W 8, L 17.

1967, UM won 75-70 and 106-86. All-time series—UM won 18, lost 2. Points, UM 1885, Jacksonville 1742.

Dick Pruet, 6-9 center; leading rebounder Gene Martineau and Danny Lee, No. 4 point-maker, are gone, but the frosh, who had an 18-3 season, will provide some good strength. The guard spots are solid with Wayne Kruer, 6-4, the No. 1 point maker last year, and Tom Erney, a good floor man, available. Alan Treece, 6-3, is the only veteran forward returning, but Tom Purvis, 6-6, and Ken Selke, 6-6, did an able job shooting and rebounding for the 1966-67 frosh, and will be strong replacements. Rod McIntyre, 6-8, was the best freshman scorer and rebounder and seems a sure shot at center. Kent Stewart, 6-7 junior, could also help. While this may turn out to be a rebuilding year for the Dolphins, the club should put up a spirited fight all the way with so many good youngsters fighting for jobs.

Stetson University, DeLand, Fla.

Jan. 26 at DeLand; Feb. 20 at Miami-Dade Junior College.

Coach, Glenn Wilkes. Career record—W 160, L 108.

1967 record—W 17, L 10. Points, 2921, Opp. 1929.

1967, UM won 95-81, lost 56-53. All-time series—UM won 33, lost 28. Points, UM 3992, Stetson 3810.

Coach Wilkes retains all five starters from his team which was the area's representative in the 1966-67 NCAA college tournament. Bob Jenkins, who averaged 18.1 points last year, could be one of the state's best. Walt Kilcullen, 6-3, was the No. 2 point maker last year and Chris Ralston, 6-7, topped the rebounders. Roger Woodbury and Darrell Boone, a pair of 6-6 men, round out one of the tallest Stetson squads ever. Two reserves return. Some new bench strength could make the Hatter outfit one of the best at DeLand in years.

Florida Southern College, Lakeland, Fla.

Jan. 27 at Lakeland.

Coach, Tom Greene. Career record—W 216, L 185.

1967 record—W 9 L 16. Points, 1832, Opp. 1934.

1967, UM won 102-72 and 55-49. All-time series—UM won 55, lost 7. Points, UM 4229, FSC 3446.

Despite heavy losses by graduation, Florida Southern looks for an improved team. Bob Dennis, 6-3 forward, Scott Fitzgerald, 6-5 forward, and John Jureclo, 6-7 center, seem sure to start, while Fred Lewis, fourth returning letterman, a 5-9 guard, may move in. Three fine junior collegians give Southern depth. Top man among them is John Schweisthal, 6-6, with John Caferelli, 6 feet 4 close behind. Dick Going, a 6 footer and another junior collegian, is expected to give a big boost to the guard corps. Five junior varsity men are moving up and could give help. Rick Heaston, a 6 foot rookie guard, looms as a sleeper. Florida Southern will improve if Coach Tom Greene can solve his guard problem. A sub-par Moccasin team gave Miami trouble in their Lakeland meeting last year. Lakeland is the site of the one meeting of the old rivals this year.

University of Maryland, College Park, Md.

Jan. 30 at Miami Beach Convention Hall.

Coach, Frank Fellows. First year at Maryland.

1967 record—W 11, L 14. Points, 1624, Opp. 1628.

The teams did not meet in 1967. All-time series—UM won 2, lost 3. Points, UM 305, Maryland 298.

Tall rookies and short veterans make up the squad of new coach Frank Fellows who moves up from the assistant post. Two sophomores from last year's 12-1 frosh squad are expected to start are Bill Hetzel, 6-6 center, and Tom Milroy, 6-3 guard. Hetzel looms as the best scorer among the newcomers. Pete Johnson, 6-0 forward, is the best returning veteran in the scoring line. Rich Drescher, 6-4 forward, and Billy Jones, 6-1 guard, round out the tentative starting five but several other sophs are definite threats. Fellows coached the frosh last year.

University of Dayton, Dayton, Ohio

Feb. 1 at Dayton.

Coach, Don Donoher. Career record—W 70, L 19.

1967 record—W 25, L 6. Points, 2193, Opp. 1846.

1967, Dayton won 80-79. All-time series—UM won 0; Dayton won 2. Points, UM 147, Dayton 167.

Dayton's powerful Flyers went to the NCAA finals last year and retain seven of the top eight players, including All-America Don May, 6-4 forward. He'll be flanked up front by 6-6 Don Sadlier. Bob Cooper, 6-0, and Rudy Waterman, 6-1, the veteran guards, are back again. Center was supposed to be the weak spot with the Flyers last year. Don Obrovac, 6-10, and Gilner Torain, 6-6, return — but now appear to be running behind George Janky, 6-10 sophomore. This could be the finest Dayton team ever — and there have been many great Dayton teams in the past.

Tulane University, New Orleans, La.

Feb. 3 at New Orleans.

Coach, Ralph Pedersen. Career record—W 26, L 48.

1967 record—W 14, L 10. Points, 2122. Opp. 2138.

Teams did not meet in 1967. All-time series—UM won 2, lost 1. Points, UM 219, Tulane 207.

Four regulars, who averaged in double figures, return along with Mitch Urbanski, 6 foot 5 sophomore regular of 1965-66 who was injured and out of action after the second game last season. John Arthurs, 6-4, averaged 15.4 points; Terry Habig, 6-2, averaged 14; Billy Fitzgerald, 6-4, hit at a 13.3 clip and Dan Moeser, 6-5, chipped in at 12.6 and was the No. 1 rebounder. Tulane's sharp shooters hit on 50.2 percent of their attempts from field in 1966-67. Sophomores Dennis Riddle, 6-8, and Greg Robers, 6-7, may supply the missing height, which was lacking last year. Tulane started 3-7 last year after which the Greenies switched to the run and shoot style of play — and won 11 of their last 14 starts. Coach Pedersen is working to improve the defense and the rebounding.

Florida A & M University, Tallahassee, Fla.

Feb. 10 at Miami Beach Auditorium.

Coach, Ed Oglesby. Career record—W 324, L 105.

1967 record—W 21, L 7. Points, 2689, Opp. 2430.

Teams will meet for the first time this year.

Half the Florida A & M squad was made up of freshmen last year and all starters return from the fast moving, hot shooting upstate quintet. David Wright, 6-2, topped the 1966-67 point makers with a 22.2 average. All the other starters — Dennis Jackson, Thurber Caldwell, Charles Allen and Larry Stead — averaged in double figures. Florida A & M scored an average of 96 points a game with 12 men averaging four points or more a game. All return this season.

Memphis State University, Memphis, Tenn.

Feb. 13 at Memphis.

Coach, Moe Iba. Career record—W 17, L 9.

1967 record—W 17, L 9. Points, 1512, Opp. 1470.

1967, UM won 88-63. All-time series—UM won 2, lost 2. Points, UM 302, Memphis 298.

Five seniors are included in the squad. The four leading point makers and the five top rebounders return. Ray Snelling, 6-2 guard, and Pat Beveridge, 6-4 forward are the best newcomers. The attack will again be built around smooth Mike Butler, 6-1 guard who topped the scoring a year ago by a wide margin at 17.1. If 6-8 Mackie Smith regains top form, the club is sure to move. Smith, No. 3 point maker and potentially the best rebounder in 1966-67, played only seven games before being shelved by injury. Chuck Neal, 6-2 guard, and Jim Hawkins, 6-4 forward, are other starters returning from what could be a brilliant Memphis State club. Coach Iba is in his second campaign.

University of Houston, Houston, Texas

Feb. 15 at Houston.

Coach, Guy V. Lewis. Career record—W 182, L 116.

1967 record—W 27, L 4. Points, 2765, Opp. 2257.

1967, Miami lost, 105-86. All-time series—UM won 5, lost 6. Points, UM 892, Houston 937.

There are no worries on the team which wound up third in the NCAA tournament last year and Coach Lewis can expect to turn in his 200th victory well before the late stages of the season. That's because Elvin Hayes is back and this All-America star averaged 28.7 points and 15.7 rebounds last year. He's 6-8 and stands taller in every basketball category. Back also are the No. 2 and 3 point makers — All-Southwest Don Chaney, 6-5, and Melvin Bell, 6-7. Hayes is only 84 points away from being the all-time top scorer in Texas basketball history. Ken Spain, 6-9 junior, showed he will go great at center by scoring 24 points in the NCAA tournament over North Carolina. Veteran Vernon Lewis, 5-11, will battle Tom Gribben, 6-2 sophomore for the open guard job with a couple of junior collegians available also.

Loyola of the South, New Orleans, La.

Feb. 17 at New Orleans.

Coach, Ron Greene. Career record—W 12, L 10.

1967 record—W 12, L 10. Points, 1634, Opp. 1720.

1967, UM won 68-66. All-time series—UM won 8, lost 5. Points, UM 1035, Loyola 1055.

Three starters are slated to return, though Ron Gritsch, 5-10 guard, may pass up basketball to enter dental school. He and Charley Powell, 6-1 guard, were the leading scorers a year ago at 15.1 each. Dan Bell, 6-7 center and leading rebounder, returns but graduation took the second, third and fourth best rebounders. This could present a problem as the team lacks any real height. Most probable new starters are Jim Jacksonski, 6-6 forward who has played as No. 6 man for two years, and Earl Butler, 6 foot 3 inch sophomore forward who averaged 27 points as a freshman.

Creighton University, Omaha, Neb.

Feb. 24 at Miami Beach Auditorium.

Coach, John J. McManus. Career record—W 117, L 88.

1967 record—W 12, L 13.

Teams did not meet in 1967. All-time series—UM won 1, lost 1. Points, UM 185, Creighton 205.

Five lettermen will start. Of six sophomores, the best prospect is Jack Ketterer, a 6 foot guard who averaged 15.5 with the frosh team last season. Forward is well manned by Wally Anderzunas, 6-7, who averaged 15.5 last year, and Bob Portman, 6-6, who was 18.3 with 11.4 rebounds as a sophomore in 1966-67. Paul Michael, of Miami, 6-6, is a top prospect at center along with Steve Jansa, 6-7. One of them must come through in a big way as a rebounder to make this team a tournament threat. Michael may move to guard along with Dave Kickey, 5-11 playmaker. Dave hit 11.1 on his outside shooting last season.

MIAMI'S ALL-AMERICANS

University of Miami has produced two full-fledged All-America basketball players—Dick Hickox and Rick Barry.

The diminutive Hickox was named to the 1959-60 All-America and Rick Barry to the 1964-65 team. Barry was consensus All-America and was national scoring champion with an average of 37.4 points per game.

The fabulous Barry started his varsity career at UM in 1962-63 and when he had completed his career, he had the highest two single season point years ever put together by a Hurricane player. His 2,298 career scoring total—a UM record—is one of the highest in the history of college basketball.

Rick broke all of the other marks in the UM book except for free throws in a game—which mark he shares with Ron Godfrey, new UM head coach. He topped the Miami team in scoring as a junior and a senior. Rick missed four games in his sophomore year or he would undoubtedly have led the team scoring in that campaign also—and would have come close to the top of the all-time scorers in NCAA records.

Six of Barry's games during the 1964-65 season (senior year) were better than 50 point games. In one clash, he hit a high of 59. In a game against the famed Houston team, he tallied 50 points.

Miami's other All-America cage star, Hickox, wound up his UM career in 1961 with 1,529 points, highest ever for a guard at Miami. He led Miami in scoring all three of his varsity years with the Hurricanes.

U-Miami Basketball Records

RESULTS YEAR-BY-YEAR

Year	W	L	Miami	Opp.
1926-27*	7	1	348	170
1927-28	8	4	406	310
1928-29	13	6	670	419
1929-30	3	7	252	331
1930-31	17	1	816	456
1931-32†	4	6	372	422
1932-33	8	12	716	824
1933-34	10	6	707	654
1934-35	9	7	628	570
1935-36	No	Teams—War		
1936-37	8	5	560	568
1937-38	20	7	1400	1192
1938-39	11	7	997	902
1939-40	19	8	1633	1515
1940-41	19	9	1446	1393
1941-42	14	9	1487	1520
1942-43	10	12	1487	1520
1943-44	14	8	1687	1438
1944-45	9	12	1503	1502
1945-46	5	10	1015	1161
1946-47	9	11	1555	1544
1947-48	14	12	2170	2115
1948-49	13	13	2029	2167
1949-50	14	8	1741	1641
1950-51	18	7	2190	2029
1951-52	23	4	2427	2192
1952-53	20	7	2230	2036
1953-54	20	7	2069	2045
1954-55	14	12	2509	2201
1955-56	23	5	2575	2352
1956-57	20	7	2558	2190
1957-58	22	4	2571	2208
1958-59	15	11	2271	2208
1959-60	15	11	2126	2091

Totals 409 260 47184 42089

*First year of University. Played only freshman opponents.
†Played no senior colleges.

TEAM RECORDS—SEASON

Most victories, 23 in 1960 and 1963
Most defeats, 13 in 1957
Most points, 2575 in 1964
Highest avg. per game, 98.4 in 1965
Most points, opp. 2352 in 1964
Highest avg., opp., 87.1 in 1964
Longest winning streak, 13 in 1947
Longest losing streak, 9 in 1940
Most rebounds, 1559 in 1963
Most rebounds, opp., 1398 in 1960
Most field goals, 991 in 1964
Most field goals, opp., 946 in 1964
Most free throws made, 663 in 1960
Most free throws made, opp., 597 in 1956

SINGLE GAME

Most points, 148 vs Rollins in 1965.
Other games over 112: 144 vs Rollins in 1963; 141 vs Tampa in 1965; 136 vs Tampa in 1965; 134 vs Tampa in 1964; 128 vs Rollins in 1965; 127 vs Jacksonville in 1965; 127 vs Rollins in 1964; 124 vs Florida Southern in 1965; 121 vs LaSalle in 1964; 121 vs Florida Southern in 1960; 120 vs Rollins in 1963; 120 vs Florida Southern in 1964; 120 vs Tampa in 1966; 117 vs Jacksonville in 1964 and 1966; 116 vs Florida Southern in 1963; 115 vs Oklahoma City in 1965; 5 vs Loyola Of South in 1965; 113 vs Oklahoma City in 1962 and vs Tampa in 1959 and 1960.

Most points in loss, 113 vs. Oklahoma City in 1962.

Largest margin of victory, 69 vs Rollins in 1963 and 1965.

Largest aggregate score, 255, Miami 136, Tampa 119 in 1965.

Most games over 100 points, 10 in 1965.

Most points opponents, Creighton, 124 in 1964.

Most personal fouls, 36 vs Tampa in 1962.

Most personal fouls, both teams, 73 vs Tampa in 1965.

Least personal fouls, 5 vs Rollins in 1962.

Least personal fouls, both teams, 13 vs Rollins in 1962.

Most field goals, 60 vs. Rollins, 1965.

Highest per cent field goals made, 61% (40 of 66) vs Florida Southern 1961.

Most free throws attempted, 61 vs Kentucky Wesleyan in 1957.

Most free throws made, 46 vs Tampa in 1956.

Highest per cent free throws made, 100% (18 of 18) vs Maryland, 1965; also 96.9% (32 of 33) vs Creighton, 1964.

INDIVIDUAL RECORDS

SINGLE GAME

Barry vs. Rollins, 1965 -----59
Barry vs. Tampa, 1965 -----55
Barry vs. Fla. Southern, 1965 54
Barry vs. Jacksonville, 1964 --52
Barry vs. Tampa, 1965 -----51
Barry vs. Oklahoma City, 1965 51
Barry vs. Houston, 1965 -----50
Barry vs. Rollins, 1964 -----50
McCoy vs. Rollins, 1963 -----48
Chadroff vs. Rollins, 1952 --47

FIELD GOALS

Barry vs. Houston, 1965 -----21
Barry vs. Tampa, 1965 -----20
Barry vs. Rollins, 1965 -----20
(Twice)
McCoy vs. Rollins, 1963 -----20
Barry vs. Rollins, 1964 -----19
Barry vs. Jacksonville, 1964 --19
Barry vs. Oklah'a City, 1965 19
Wittman vs. Okla. City, 1967 19
Barry vs. Yale, 1965 -----18
Beckner vs. Tampa, 1965 -----18
Chadroff vs. Rollins, 1952 --18
Dampier vs. Army, 1964 -----18

FREE THROWS

Godfrey vs. Oklah'a City '60 22
Barry vs. Fla. South., '65 -----22
Barry vs. Rollins, '65 -----19
Barry vs. St. Joseph, '64 -----19
Munley vs. Ky. Wes., '57 -----17
Barry vs. San Francisco, '64 --17
Barry vs. St. Marys, '65 -----17
Barry vs. Tampa, '65 -----17
Hickox vs. Stetson, '59 -----16
Manushaw vs. Loyola, '59 -----15
Miami vs. Tulane, '56 -----15
Barry vs. Louisville, '63 -----15
Hickox vs. Ky. Wesleyan, '60 15
Barry vs. Tampa, '65 -----15
Barry vs. Jacksonville, '65 -----15

REBOUNDS

Barry vs. Oklah'a City, '65 --29
Barry vs. Rollins, '65 -----27
Manushaw vs. Fla. State, '59 27
Manushaw vs. Loyola, '59 -----27
Manushaw vs. More'd St., '59 26
Barry vs. Cornell, '63 -----25
Barry vs. Houston, '65 -----24
Barry vs. Tampa, '65 -----24
Manushaw vs. Toronto, '59 --24
Beckner vs. Rollins, '63 -----24

Season Records—Individual

TOTAL POINTS			
Player	Year	Games	Points
Barry	'65	26	973
Barry	'64	27	870
Hickox	'60	27	596
Wittman	'67	26	585
Wittman	'66	26	567
McCoy	'63	28	554
Dampier	'64	27	521
Miani	'56	26	511
Godfrey	'60	27	511
Hickox	'61	27	480

TOTAL FIELD GOALS			
Player	Year	Games	Goals
Barry	'65	26	340
Barry	'64	27	314
McCoy	'63	28	237
Hickox	'60	27	219
Wittman	'67	26	219
Dampier	'64	27	211
Wittman	'66	26	208
McCoy	'62	26	199
Godfrey	'61	27	193
Miani	'56	26	186

FREE THROWS ATTEMPTED			
Player	Year	Games	Tried
Barry	'65	26	341
Barry	'64	27	287
Godfrey	'60	27	207
Wittman	'66	26	206
Hickox	'60	27	198
Keene	'53	21	187
Stage	'57	26	186
Wittman	'67	26	184
Morris	'56	26	180
Manushaw	'59	25	173

FREE THROWS MADE			
Player	Year	Games	Made
Barry	'65	26	293
Barry	'64	27	242
Godfrey	'60	27	159
Hickox	'60	27	158
Wittman	'66	26	151
Wittman	'67	26	147
Stage	'57	26	145
Miani	'56	26	139
Jones	'66	26	134
Morris	'56	26	131
Hickox	'59	25	131
Barry	'63	24	131

FIELD GOALS—PERCENT (150 tries or more)			
Player	Year	Tries	Percent
Parker	'66	254	.551
Barry	'64	572	.549
Barry	'65	651	.522
Soens	'67	352	.506
Carl Stavretti	'63	304	.500
Applegate	'61	261	.487
Beckner	'65	381	.486
Nebel	'59	175	.486
Wittman	'67	453	.483
Godfrey	'61	401	.481
Spisak	'62	156	.481

AVERAGE POINTS PER GAME			
Player	Year	Games	Average
Barry	'65	26	37.4
Barry	'64	27	32.1
Wittman	'67	26	22.3
Hickox	'60	27	22.1
Wittman	'66	26	21.8
Chadroff	'52	22	20.9
Edwards	'46	6	20.5
McCoy	'63	28	19.8
Miani	'56	26	19.7
Dampier	'64	27	19.3

PERCENT FREE THROWS MADE (75 or more)

Player	Year	Tries	Percent
Jones	'66	153	.876
Barry	'65	341	.859
Barry	'64	287	.843
Miami	'56	166	.837
Barry	'63	158	.829
Beckner	'65	128	.828
Spisak	'63	109	.816
Hickox	'59	162	.809
Morris	'58	98	.806
Chadroff	'52	123	.805

20 POINT GAMES		
Player	Year	Number
Barry	'64-'65	24
Hickox	'60	17
Wittman	'67	17
Wittman	'66	16
McCoy	'62	14
Miani	'56	13
Stage	'57	13
Barry	'63	13
Soens	'67	13
Chadroff	'52	12
McCoy	'63	12
Hickox	'59-'61	12
Dampier	'64	12

NOTE—Barry had 19 games with 30 points or more in 1964... in 1965, he had 18.

REBOUNDS			
Player	Year	Games	Total
Barry	'65	26	475
Barry	'64	27	448
Manushaw	'59	25	372
Barry	'63	24	351
McCoy	'62	28	350
McCoy	'62	26	336
Soens	'67	26	330
Morris	'56	26	322
Manushaw	'60	27	321
Wittman	'67	26	303

LEADING SCORER				
Year	Player	FG	FT	TP
'27	No Record Available			
'28	*Ashman			169
'29	*Ashman	49	18	116
'30	'31 No Record Available			
'32	Folger	71	25	167
'33-'38	Inclusive—No Team			
'39	Tom Hilbish			54
'40	Tobin	86	24	196
'41	Tobin	71	27	169
'42	Tobin	91	39	211
'43, '44, '45	No Team			
'46	Edwards	53	17	123
'47	Campbell	135	48	318
'48	Friedman	92	37	221
'49	Campbell	164	39	367
'50	MacDonald	134	48	316
'51	Chadroff	107	54	268
'52	Chadroff	180	99	459
'53	Keene	112	126	350
'54	Schayowitz	95	37	227
'55	Miani	114	73	301
'56	Miani	186	139	511
'57	Stage	158	145	461
'58	Stage	137	79	353
'59	Hickox	161	131	453
'60	Hickox	219	158	596
'61	Hickox	180	120	480
'62	McCoy	199	80	468
'63	McCoy	237	80	554
'64	Barry	314	242	870
'65	Barry	340	293	973
'66	Wittman	208	151	567
'67	Wittman	219	147	585
*—Incomplete				

Career Records

TOTAL POINTS				
Player	Years	FG.	FT.	P.TS.
Rick Barry -----	'63, '64, '65	816	666	2298
Dick Hickox -----	'59, '60, '61	560	409	1529
Ron Godfrey -----	'59, '60, '61	518	348	1384
Mike Wittman -----	'65, '66, '67	492	335	1319
Mike McCoy -----	'61, '62, '63	524	183	1231
Gene Stage -----	'56, '57, '58	450	292	1192
Whitey Campbell '47,	'48, '49, '50	471	134	1076
Julie Cohen -----	'60, '61, '62	388	266	1042
Dick Miani -----	'53, '54, '55, '56	392	258	1042
Rick Jones -----	'65, '66, '67	374	281	1029
Ed Morris -----	'56, '57, '58	341	308	990
Marty Burdette -----	'56, '57, '58	365	260	990
Sy Chadroff -----	'50, '51, '52	382	203	967
Wayne Beckner -----	'63, '64, '65	386	188	960
Junior Gee -----	'65, '66, '67	378	190	946
Mackey MacDonald -----	'49, '50, '51	392	145	929
Howard Keene -----	'51, '52, '53	301	249	851
Bruce Applegate -----	'59, '60, '61	346	158	850
Abe Friedman -----	'47, '48, '49, '50	322	174	818
Harry Manushaw -----	'59, '60, '61	265	222	752
Willie Schayowitz -----	'52, '53, '54	289	116	694
Jerry Weinstein --'47,	'48, '49, '50	267	151	685
Kenny Allen -----	'61, '62, '63	260	136	656
Jack Spisak -----	'60, '62, '63	247	142	636
Rusty Parker -----	'66, '67	258	116	632

20 POINT GAMES		FREE THROWS	
Barry, '63, '64, '65	61	Barry, '63, '64, '65	666
Hickox, '59, '60, '61	41	Hickox, '59, '60, '61	409
Wittman, '65, '66, '67	33	Godfrey, '59, '60, '61	348
Godfrey, '59, '60, '61	28	Wittman, '65, '66, '67	335
McCoy, '61, '62, '63	27	Morris, '56, '57, '58	308
Stage, '56, '57, '58	22	Stage, '56, '57, '58	292
Miani, '53, '54, '55, '56	18	Jones, '65, '66, '67	281
Chadroff, '50, '51, '52	15	Cohen, '60, '61, '62	266
Beckner, '63, '64, '65	14	Burdette, '56, '57, '58	260
Jones, '65, '66, '67	14	Miani, '53, '54, '55, '56	258

FIELD GOALS		REBOUNDS	
Barry, '63, '64, '65	816	Barry, '63, '64, '65	1274
Hickox, '59, '60, '61	560	Manushaw, '59, '60, '61	914
McCoy, '61, '62, '63	524	McCoy, '61, '62, '63	857
Godfrey, '59, '60, '61	518	Morris, '56, '57, '58	787
Wittman, '65, '66, '67	492	Godfrey, '59, '60, '61	767
Campbell, '46, '47, '48, '49	471	Wittman, '65, '66, '67	695
Stage, '56, '57, '58	450	Keene, '51, '52, '53	660
MacDonald, '49, '50, '51	392	Burdette, '56, '57, '58	559
Miani, '53, '54, '55, '56	392	Beckner, '63, '64, '65	538
Cohen, '60, '61, '62	388	Schayowitz, '52, '53, '54	516
Beckner, '63, '64, '65	386	Spisak, '60, '62, '63	420
Chadroff, '50, '51, '52	382	Woods, '61, '62, '63	410

HURRICANE ALL-TIME BASKETBALL TEAM			
FIRST TEAM	SECOND TEAM	THIRD TEAM	
Rick Barry	F	Mackey MacDonald	F
Ron Godfrey	F	Bob Campbell	F
Mike McCoy	C	Sy Chadroff	C
Gene Stage	G	Julie Cohen	G
Dick Hickox	G	Abe Friedman	G
		Rick Jones	G

MIAMI'S ALL-AMERICANS

1959-60	DICK HICKOX
1964-65	RICK BARRY

Scores Year-By-Year

1926-27			1931-32		
(Freshman Team)			TOM McCANN, Coach		
ART WEBB, Coach			Team played independent teams and junior colleges. Won 17, lost 1 and won South Florida AAU title.		
45	Rollins	20	38	Havana	34
55	YMCA	11	46	Havana	40
45	St. Petersburg YMCA	23	48	Rollins	29
23	Havana	28	52	Rollins	49
49	Oglethorpe	26	28	at Rollins	39
38	Stetson	18	37	at Rollins	42
54	Florida Southern	24	19	at Mercer	56
39	Florida	20	24	at Georgia	41
348	W 7, L 1	170	35	Jewish Prog. AA, Atlanta	39
1927-28			1938-39		
ART WEBB, Coach			HART MORRIS, Coach		
52	Rollins	15	372	Havana	422
33	Stetson	25	29	Havana	34
21	at Rollins	32	27	Havana	40
26	at Stetson	32	50	Rollins	29
26	at Florida Southern	40	25	Rollins	49
38	Havana	14	35	at North Carolina State	46
26	Volks AC	42	17	at Wake Forest	46
40	at Florida	39	30	at Elon	58
36	at Sebring AC	23	23	at Florida	36
38	Florida Southern	18	26	at Florida	53
52	Mi. Beach Canoe Club	21	39	at Tampa	31
18	Mi. Beach Canoe Club	9	43	at Florida Southern	42
406	W 8, L 4	310	49	at Rollins	56
1928-29			1939-40		
TOM McCANN, Coach			HART MORRIS, Coach		
34	Rollins	15	29	Stetson	33
22	Havana	26	27	Stetson	39
11	Ponce de Leon	12	50	Rollins	51
66	Miami Beach	18	25	Rollins	38
35	Stetson	13	35	at North Carolina State	46
49	Agoga	19	17	at Wake Forest	46
34	at Rollins	13	30	at Elon	58
15	at Florida Southern	39	23	at Florida	36
13	at Stetson	20	26	at Florida	53
68	Church League All Stars	23	39	at Tampa	31
43	Turner's Sports Shop	23	43	at Florida Southern	42
36	Turner's Sports Shop	17	49	at Rollins	56
36	Florida Southern	29	50	at Rollins	49
25	Junior C. of C.	24	13	at Stetson	48
63	Agoga	33	37	at Stetson	46
23	Junior C. of C.	28	37	at Florida Southern	30
42	Redland	11	30	*Eastern Air Lines	25
28	City Hall	20	41	*Boynton	29
27	Turner's Sport Shop	36	42	*Pi Chi	29
670	W 13, L 6	419	43	*Freshmen	39
1930-31			1940-41		
ART WEBB, Coach			HART MORRIS, Coach		
24	Turner's Sport Shop	33	29	Stetson	46
22	Rollins	32	41	Stetson	51
41	Rollins	39	48	YMHA	39
27	Florida Southern	24	55	Rollins	29
16	Stetson	36	57	Rollins	41
38	at Sebring Firemen	35	57	at Florida Southern	43
15	at Stetson	37	44	at Rollins	35
21	at Florida Southern	40	40	at Stetson	45
26	at Rollins	29	40	at Stetson	35
22	at Rollins	26	41	Florida Southern	33
252	W 3, L 7	331	38	Florida Southern	50
			35	Florida	48
			50	Florida	62
			37	*Pi Chi	27
			37	*Shenandoah Presby.	36
			707	*Freshmen	34
			W 10, L 6		
			*--Gold Ball Tournament		

1941-42			1948-49		
HART MORRIS, Coach			HART MORRIS, Coach		
33	Marshall	37	73	Checker Cab	33
44	Jacksonville Navy	18	69	Muffets	51
41	Florida Southern	21	61	YMHA	46
40	Florida Southern	25	59	South Carolina	40
52	Alumni	32	65	South Carolina	64
31	at Florida	47	58	Pittsburgh	52
34	at Florida	37	48	Pittsburgh	80
41	at Florida Southern	34	37	Princeton	35
38	at Stetson	47	55	Princeton	62
42	at Stetson	42	73	U. of Havana	57
34	Tampa	34	66	U. of Havana	53
38	Tampa	38	75	Florida	65
52	at Jacksonville Navy	46	44	Florida	42
25	Stetson	44	45	Western Kentucky	78
37	Stetson	36	47	Western Kentucky	63
46	Stetson	36	42	Maryland	43
628	W 9, L 7	570	58	Maryland	48
1945-46			53	Stetson	42
W. H. STEERS, Coach			68	at Florida Southern	47
46	Coast Guard	45	81	at Florida Southern	57
43	Navy Rec. Barracks	46	70	at Stetson	46
19	7th Naval District	53	74	Tampa	58
40	Boca Raton AAF	55	56	at Florida	90
52	Coast Guard	45	60	at Florida	50
31	Ft. Lauderdale NAS	32	58	at Tampa	81
41	Boca Raton AAF	48	73	*Eastern Illinois	89
46	Mediterranean A.S.	41	1633	W 19, L 8	1515
45	Florida Southern	40	*--NAIB Tournament		
53	Florida Southern	47	1949-50		
44	at Tampa	23	HART MORRIS, Coach		
54	at McDill Field	50	78	Muffets	37
46	at Florida Southern	43	53	Florida	60
560	W 8, L 5	568	64	South Carolina	54
1946-47			57	South Carolina	56
HART MORRIS, Coach			82	Mississippi	67
38	Florida Southern	25	55	Mississippi	43
37	Florida Southern	41	64	Pennsylvania	62
36	Florida	33	53	Pennsylvania	51
39	Florida	35	76	Tampa	61
28	at Florida	42	65	Stetson	58
28	at Florida	61	53	North Carolina	55
53	Tampa	27	51	North Carolina	66
52	Tampa	34	69	Florida Southern	59
44	at Miami (Ohio)	60	59	Florida Southern	49
61	at Morehead	56	61	Western Kentucky	65
39	Tulane	60	61	Western Kentucky	78
46	Stetson	53	55	at Tampa	67
74	Stetson	50	88	at Stetson	61
61	at Boca Raton AAF	43	82	at Stetson	63
53	at Tampa	25	70	at Rollins	54
82	at Tampa	36	57	at Western Kentucky	79
57	Cincinnati	54	47	at Western Kentucky	83
55	at Florida Southern	43	46	at Florida	66
61	at Florida Southern	43	1446	W 14, L 9	1393
69	Pensacola NAS	50			
64	Pensacola NAS	36			
54	at Stetson	41			
44	at Stetson	38			
68	Banana River AF	48			
56	*City College Charleston	52			
55	*Tennessee Tech	51			
46	*Western Kentucky	55			
1400	W 20, L 7	1192			
*--SIAA Tournament					
1947-48					
HART MORRIS, Coach					
35	Tampa	47			
58	Tampa	46			
67	Florida	50			

1950-51		
HART MORRIS, Coach		
58	at Rollins	59
64	at Florida Southern	61
68	Louisiana State Univ.	62
60	Teachers Coll. of Conn.	48
80	Florida State	61
61	Dartmouth College	52
62	Yale University	78
60	Louisville	73
79	Rollins	54
75	Tampa	77
47	at Western Kentucky	89
56	at Pittsburgh	81
47	at St. Joseph College	58
82	Stetson	55
64	Western Kentucky	68
71	Florida	78
84	LaSalle College	95
77	LaSalle College (OT)	75
79	Florida State	65
61	at Florida	71
78	at Stetson	66
74	at Tampa	94
1487	W 10, L 12	1520
1951-52		
HART MORRIS and DAVE WIKE, Coaches		
90	Boca Chica	53
85	Key West Navy	55
68	Culver-Stockton	54
63	at Rollins	78
65	at Florida	69
70	Nebraska	60
68	Yale	70
64	Pennsylvania	89
53	Furman	55
106	Florida Southern	43
93	Florida State	56
88	Stetson	57
87	Tampa	61
74	Western Kentucky	102
67	Bowling Green	78
58	at Florida Southern	41
80	at Stetson	74
76	at Florida State	63
98	Rollins	61
76	Florida	68
87	at Tampa	78
70	*Florida State	73
1687	W 14, L 8	1438
*-NIAB Dist. Tournament at Deland		
1952-53		
DAVE WIKE, Coach		
83	Florida Southern	60
70	Miami Beach All-Stars	45
54	at Loyola South	71
58	at Louisiana State	86
75	Florida	73
79	Texas Tech	64
59	Columbia Univ.	65
74	Louisville	84
82	Georgia Tech	60
93	Florida State	65
71	Stetson	70
65	Tampa	72
56	Western Kentucky	98
65	Murray State	69
56	at Florida	78
77	at Stetson	80
68	at Rollins	60
95	Rollins	69
84	at Tampa	86
75	at Florida State	81
64	at Eglin Field	66
1503	W 9, L 12	1502
1953-54		
DAVE WIKE, Coach		
85	Florida	75
88	Rio Grande	98
81	Ohio State	106

54	Pennsylvania	67
48	Brandeis	68
78	Florida State	61
52	at Florida	75
63	Stetson	85
57	Maryland	63
71	at Rollins	85
69	at Florida State	76
56	at Stetson	108
69	at Tampa	65
77	at Fla Southern (2 OT)	70
67	Tampa	59
1015	W 5, L 10	1161
1954-55		
BRUCE HALE, Coach		
58	Florida Southern	44
61	Florida	70
80	*Tennessee	89
80	*Washington & Lee	75
66	at Florida State	71
67	New York U.	74
74	Furman	91
93	Rollins	76
73	Miami (Ohio)	75
68	at Florida	80
103	Tampa	76
84	Georgetown Univ.	81
77	South Carolina	83
72	Pittsburgh	78
77	at Rollins	69
85	at Stetson	89
73	at Fla. Southern	71
105	at Tampa	89
79	Stetson	77
80	Florida State	86
1555	W 9, L 11	1544
*Blue Gray Tournament		
1955-56		
BRUCE HALE, Coach		
92	Florida Southern	80
96	Tampa	59
61	at Mississippi Southern	63
83	at Loyola of the South	82
71	at Spring Hill College	79
69	Florida	74
80	Bradley	73
92	*Yale	90
86	*Tulane	75
78	*West Virginia	83
71	**at Memphis State	79
96	**at Clemson	98
76	at Florida State	78
85	at Florida	87
89	Mississippi College	84
85	Stetson	79
86	Rollins	72
77	Houston	95
82	Kentucky Wesleyan	86
77	Xavier	75
84	at Stetson	91
89	at Rollins	82
91	at Florida Southern	90
94	at Tampa	74
89	Morehead State Col.	102
91	Florida State	85
2170	W 14, L 12	2115
*-Orange Bowl Classic		
**-Senior Bowl Classic		
1956-57		
BRUCE HALE, Coach		
84	Florida Southern	69
75	at U. of Kentucky	114
48	at U. of Dayton	87
68	at U. of Toledo	67
80	at U. of Akron	106
97	Tampa	84
65	Florida	89
86	Texas A&M	80
67	U. of Houston	63
70	*U. of Connecticut	74
76	*Valparaiso Univ.	81
80	*Seton Hall Univ.	92

66	U. of Colorado	73
89	Stetson	81
63	at Florida	98
85	at Florida State	77
63	Rollins	51
100	Kentucky Wesleyan	95
60	U. of Louisville	89
75	Spring Hill	84
93	at Stetson	95
93	at Rollins	86
85	at Florida Southern	95
85	at Tampa	77
85	Mississippi Southern	78
98	Florida State	82
2029	W 13, L 13	2167
*Orange Bowl Classic		
1957-58		
BRUCE HALE, Coach		
89	Jacksonville	87
69	Tampa	67
62	at Loyola of The South	76
73	at Louisiana State	65
64	*Mississippi State	66
59	*Texas Christian	82
96	at Kentucky Wesleyan	78
64	Florida	73
103	Stetson	80
90	Rollins	71
70	at Florida	75
72	Jacksonville	86
70	at Florida State	71
89	Loyola of The South	82
68	at Rollins	72
90	at Tampa	84
84	at Fla. Southern	69
92	Army	82
83	Oklahoma City	66
92	at Stetson	85
76	Florida Southern	58
86	Florida State	66
1741	W 14, L 8	1641
*-Montgomery Classic		
1958-59		
BRUCE HALE, Coach		
104	Rollins	87
113	Tampa	71
107	Florida Southern	80
65	*Pittsburgh	69
61	*Clemson	66
92	Florida	82
85	***Florida State	79
77	***The Citadel	93
94	*Tulane	72
87	*Miami, Ohio (OT)	89
97	Toronto	55
70	at Florida	85
64	at Jacksonville	62
69	at Florida State	93
69	Kentucky Wesleyan	64
109	Western Kentucky	95
79	at Florida Southern	76
86	at Tampa	84
97	at Stetson	110
84	at Rollins	81
95	Jacksonville	93
93	Loyola of South	84
99	Stetson	81
102	Morehead State	85
92	Florida State	85
2190	W 18, L 7	2029
**-Steel Bowl		
***-The Citadel Invitational		
*-Hurricane Classic		
1959-60		
BRUCE HALE, Coach		
110	Rollins	86
106	Jacksonville	98
98	Tampa	65
72	at Houston	63
77	at Centenary	84
86	at Loyola	70
92	Murray State	80
79	Florida	77
83	at Miami, Ohio	73
67	*Temple	85
80	Rhode Island	70
113	Oklahoma City (OT)	118
90	at Jacksonville	89
62	at Florida	74
60	at Florida State	65
68	Maryland	71
61	La Salle	73
95	at Tampa	113
89	at Rollins	67
79	at Stetson	70
82	at Florida Southern	73
69	Houston	80
70	Loyola	113
86	Stetson	78
96	Tampa	81

92	Rollins	54
83	Tulsa	66
80	Florida State	83
2069	W 14, L 12	2045
*--Hurricane Classic		

1962-63		
BRUCE HALE, Coach		
91	Florida (OT)	87
72	at Boston College	69
88	at Rhode Island	80
82	at Providence	75
116	Florida Southern	93
71	Duke	69
94	*Cornell	74
86	*Pittsburgh	85
67	at St. Johns	59
76	at La Salle	78
103	at Jacksonville	91
86	at Florida	77
74	at Florida State (OT)	77
91	St. Peters	75
71	Houston	70
78	at Tampa	76
120	at Rollins	72
64	at Stetson	66
99	at Florida Southern	83
112	Jacksonville	105
94	Louisville	84
144	Rollins	75
77	Loyola (New Orleans)	84
112	Tampa	91
99	Florida State	70
75	Stetson	60
71	**St. Francis	70
96	**Providence	106
2509	W 23, L 5	2201
*--Hurricane Classic		
**--National Invitational Tourn.		

1963-64		
BRUCE HALE, Coach		
101	Tampa	95
95	Florida	79
77	at Santa Clara	86
101	at St. Mary's (Calif.)	86
81	at Nevada (OT)	78
95	San Francisco	83
108	Rollins	90
79	*Army	71
85	*Syracuse (OT)	86
105	Rhode Island	88
97	at Jacksonville	92
91	at Florida	114
78	at Florida State	80
78	Memphis State	69
121	La Salle	99
127	at Rollins	85
134	at Tampa	104
81	at Stetson	75
85	at Fla. Southern	78
117	Jacksonville	92
94	Creighton	124
83	at Houston	93
97	at Loyola (of S.) (OT)	90
120	Florida Southern	79
87	Stetson	70
82	Florida State	80
76	St. Joseph (NIT)	86
2575	W. 20, L 7	2352
*--Hurricane Classic		

1964-65		
BRUCE HALE, Coach		
136	at Tampa	119
99	at **Duquesne	95
85	at **Pittsburgh	71
86	at LaSalle	90
74	at Niagara	67
77	at St. Johns	79
89	St. Mary's	77
67	Florida	58

86	*Yale	71
80	*Maryland	73
86	at Jacksonville	82
66	at Florida State	67
124	Florida Southern	93
127	Jacksonville	99
69	at Florida	86
128	at Rollins	95
115	Oklahoma City	92
100	Miami (Ohio)	85
86	at Stetson	84
94	at Florida Southern	82
141	Tampa	110
115	Loyola of The South	86
95	Stetson	81
103	Houston	84
148	Rollins	79
82	Florida State	75
2558	W 22, L 4	2190
*--Hurricane Classic		
**-- Steel Bowl		

1965-66		
BRUCE HALE, Coach		
120	Tampa	91
66	Florida	77
74	at Santa Clara	78
89	at San Francisco	105
79	at Nevada	89
105	Ohio University	100
81	*Boston University	60
84	*Louisville (OT)	85
88	Utah University	87
62	at Florida State	78
69	at Jacksonville	71
66	at Florida	111
89	Florida Southern	66
89	at Stetson	78
101	at Florida Southern	80
83	at Tampa	71
88	William & Mary	66
91	Creighton	81
80	Virginia	75
117	Jacksonville	104
72	at Memphis State	86
96	at Houston	111
76	at Loyola of the South	89
86	Stetson	77
112	Florida State	90
108	LaSalle	102
2271	W 15, L 11	2208
*--Hurricane Classic		

1966-67		
BRUCE HALE, Coach		
72	at Tampa	63
88	Florida	113
82	at LaSalle	99
86	at Mount St. Mary's	83
80	at Virginia	78
64	*Clemson	73
87	*Auburn	73
82	**Pennsylvania	78
89	**Western Kentucky	94
75	at Jacksonville	70
60	at Florida State	61
111	Oklahoma City	109
106	Jacksonville	86
97	Tampa	86
102	Florida Southern	72
53	at Stetson	56
55	at Florida Southern	49
88	Memphis State	63
57	at Florida	73
68	Loyola	66
95	Stetson	84
86	Houston	105
79	Dayton	80
70	at St. John's	97
84	at Georgia Tech	90
110	Florida State	90
2126	W 15, L 11	2091
*--Volunteer Tournament		
**--Hurricane Classic		

Lettermen

1926-27
Rodger Ashman, Bob Stanton,
Larry Catha, John McGuire,
Jimmy O'Brien, Harold Oram.

1927-28
Rodger Ashman, Bob Stanton,
Cliff Courtney, John McGuire,
Alfred (Red) Franklin, Ted
Bleier, Larry Catha, Lloyd Solie,
Harold Carbonneau, Herman Lyons,
Harold Oram.

1928-29
Rodger Ashman, Austin Younts,
Ted Bleier, Lloyd Solie, Marion
Mercurio, Larry Catha, Louis
Hansen, Alfred (Red) Franklin,
John Evans.

1930-31
Louis Hansen, Lloyd Solie,
Luke Crowe, John Evans, Foster
Alter, Dan Hill.

1931-32
Team played independent
teams and junior colleges. NO
letters awarded.

1938-39
Tom Hilbish, Chuck Guimento,
Eddie Dunn, George Hamilton,
Howard Davis, John Corcoran,
Harold Oesch.

1939-40
Chuck Guimento, Eugene Boyle,
Howard Davis, Arthur Tracy,
Joe Krutulis, John Tobin, Tom
Hilbish, Dick Tucker, Dave
Konek.

1940-41
John Tobin, Tom Hilbish, Joe
Krutulis, George Carifeo, Alex
Bazil, Dick Tucker, Hartford Lee,
James Kees, Tom Scott.

1941-42
John Tobin, Andy Musante, Al
Kasulin, Joe Krutulis, George
Carifeo, Robert Douglas, Eugene
Jupin.

1945-46
Lou Edwards, Charles Angelus,
John Mell, Harvey James, Charles
Skalaski, Pete Lipchick, Keith
Doyle, Arthur Hagan, Phil Sistik.

1946-47
Anthony Yovicin, Bob Campbell,
Louis Edwards, Abe Friedman,
Michael Fisher, Ervin Ibach,
Kal Lutsky, Gerald Weinstein,
Joe McNulty, Harold Schuler.

1947-48
Abe Friedman, Bob Campbell,
Bob Carroll, Don Cobb, Gerald
Weinstein, Mike Ingemi, Tony
Ferrara, Charles Schuyler, Ervin
Ibach, Joe McNulty.

1948-49
Bob Campbell, Mackey McDonald,
Abe Friedman, Jerry
Weinstein, Tony Ferrara, Ervin
Ibach, Donn Cobb, Jack Ryan,
William McClellan.

1949-50
Tony Ferrara, Joe Grist, Roger
Wrench, Sy Chadroff, Jack
Schneider, Jerry Weinstein, Abe
Friedman, Mackey MacDonald,
Bob Campbell.

1950-51
Roger Wrench, Mel Yanuck,
Jack Schneider, Sy Chadroff,
Mackey MacDonald, Joe Grist,
Dick Focht, Howard Keene.

1951-52
Sy Chadroff, Jack O'Neil,
Roger Wrench, Jack Schneider,
Willie Schayowitz, Howard
Keene, Richard Silvis, Mel
Yanuck, Richard Hoffman.

1952-53
Howard Keene, Mel Yanuck,
Richard Hoffman, Richard Miani,
James Carson, Robert Denton,
Willie Schayowitz, David Nicholas.

1953-54
Harold Arterburn, James Carson,
Robert Denton, Edward Klima,
Douglas Howell, Richard Miani,
Willie Schayowitz, Ernest Prieto.

1954-55
Harold Arterburn, James Carson,
Gene Hoban, Douglas Howell,
Robert Kichefski, Edward Klima,
Bruce Lawrence, Richard Miani,
Robert Murray, Ernest Prieto,
Kenneth Ryskamp.

1955-56
Richard Miani, Ed Morris,
Gene Stage, Bob Steiner, Gene
Hoban, Stan Kojkowski, Ed
Klima, Marty Burdette, Nick
Nugent, Mike Friedman, Ernie
Prieto.

1956-57
Marty Burdette, Edward Contreras,
Gerald Davis, Joe Gardner,
Stanley Kojkowski, Edwin Morris,
Joe Munley, Gene Stage, Robert
George Talbot, Pete Turonis,
Mark Thistlethwaite.

1957-58
Marty Burdette, Ed Contreras,
Dick Berghoff, Joe Gardner, Bob
Leidy, Ed Morris, Joe Munley,
Norm Nebel, Gene Stage, Robert
Steiner.

1958-59
Dick Hickox, Ron Godfrey,
Harry Manushaw, Dave Landis,
Ed Contreras, Bruce Applegate,
Norm Nebel, Martin Snider, Joe
Gardner, Jerry Davis.

1959-60
Dick Hickox, Ron Godfrey,
Harry Manushaw, Dave Landis,
Bruce Applegate, Martin Snider,
Julie Cohen, Dod Hammond,
Chris Stavreti, Jack Spisak, Bruce
Shapiro.

1960-61
Ken Allen, Bruce Applegate,
Julie Cohen, Ron Godfrey, Dick
Hickox, Mike McCoy, Harry
Manushaw, Bruce Shapiro, Carl
Stavreti, Chris Stavreti, Lee
Woods.

1961-62
Julie Cohen, Chris Stavreti,
Ken Allen, Mike McCoy, Jack
Spisak, Lee Woods, Carl Stavreti,
Larry Heffer, Charles Holiber,
Lou Alix.

1962-63
Kenny Allen, Rick Barry,
Wayne Beckner, Bernie Butts,
Larry Kessler, Charles Holiber,
Mike McCoy, Jack Spisak, Carl
Stavreti, Lee Woods.

1963-64
Rick Barry, Wayne Beckner,
John Dampier, Bob Green, John
Bates, Bernie Butts, Don Patrican,
Charles Grob, Stewart Marcus.

1964-65
Rick Barry, Wayne Beckner,
John Dampier, Junior Gee, Rick
Jones, Mike Wittman, Mike Volkman,
Bob Green, Don Patrican,
Charles Grob, Stewart Marcus.

1965-66
John Bates, Junior Gee, Bob
Green, Charles Grob, Rick Jones,
Stewart Marcus, Rusty Parker,
Don Patrican, Dan Rodgers,
Mike Volkman, Mike Wittman.

1966-67
John Bates, Junior Gee, Bob
Green, Rick Jones, Tom Masters,
Charles Noti, Rusty Parker, Dan
Rodgers, Billy Soens, Mike Wittman.

HOME OF HURRICANES

