



CONTACT: Amy Woodruff, Assistant Communications Director  
 O: (305) 284-3241 | C: (813) 410-1194  
 A.Woodruff@miami.edu | @CanesHoops

**2012-13 SCHEDULE**

DATE	OPPONENT	TV	TIME/SCORE
Nov. 2	St. Leo (Ex.)	Canes All Access	L, 67-69
Nov. 9	Stetson	ESPN3	W, 87-79
Nov. 13	at FGCU	A-Sun TV	L, 51-63
Nov. 16	Jacksonville	FOX Sports South	W, 73-57
Nov. 24	Detroit	ESPN3	W, 77-62
Nov. 28	#13/14 Michigan State!	ESPN	W, 67-59
Dec. 1	at UMass	CBS Sports Network	W, 75-62
Dec. 14	Charlotte	FOX Sports South	W, 77-46
Dec. 18	at UCF	CBS Sports Network	W, 72-50
<b>Diamond Head Classic, Honolulu, Hawai'i</b>			
Dec. 22	Hawai'i	ESPNU	W, 73-58
Dec. 23	#4/5 Arizona	ESPN2	L, 69-50
Dec. 25	Indiana St.	ESPN2	L, 55-57 (OT)
Jan. 2	La Salle	FOX Sports South	W, 76-59
Jan. 5	at Georgia Tech *	ACCN / ESPN3	W, 62-49
Jan. 10	at RV/RV UNC *	ESPN / WatchESPN	W, 68-59
Jan. 13	RV/RV Maryland *	ESPNU / WatchESPN	W, 54-47
Jan. 16	at Boston College *	FOX Sports South / E3	W, 60-59
Jan. 23	#1/1 Duke *	ESPN / WatchESPN	W, 90-63
Jan. 27	Florida State *	ESPNU / WatchESPN	W, 71-47
Jan. 30	at Virginia Tech *	FOX Sports South / E3	W, 73-64
Feb. 2	at #19/19 NC State *	CBS	W, 79-78
Feb. 5	Boston College *	FOX Sports South / E3	W, 72-50
Feb. 9	North Carolina *	ESPN/WatchESPN	W, 87-61
Feb. 13	at Florida State *	ESPN2/WatchESPN	W, 74-68
Feb. 17	at Clemson *	ESPNU/WatchESPN	W, 45-43
Feb. 19	Virginia *	ESPNU/WatchESPN	W, 54-50
Feb. 23	at Wake Forest *	FOX Sports South/E3	L, 65-80
Feb. 27	Virginia Tech *	FOX Sports South/E3	W, 76-58
March 2	at #3/3 Duke *	ESPN/WatchESPN	L, 79-76
March 6	Georgia Tech *	ACCN/ESPN3	L, 69-71
March 9	Clemson *	ACCN/ESPN3	W, 62-49
<b>ACC Tournament, Greensboro, N.C.</b>			
M 15	#9 Georgia Tech	ESPN2/ACCN	W, 69-58
M 16	#5 NC State	ESPN / ACCN	W, 81-71
M 17	#3 UNC	ESPN / ACCN	W, 87-77
<b>NCAA Championship, Austin, Texas</b>			
M 22	#15 Pacific	TNT	W, 78-49
M 24	#11 Illinois		7:40 p.m. CT

\* ACC game | ! Big Ten/ACC Challenge  
 All games can be heard on WQAM 560 and Canes All Access on Hurricanesports.com

**UM RADIO - WQAM 560**  
 Joe Zagacki, play-by-play | Josh Darrow, analyst

**SOCIAL MEDIA**  
 Website: Hurricanesports.com  
 Twitter: @CanesHoops | @CanesCoachL  
 Facebook: /MiamiHurricanes | /MiamiBasketball

**MIAMI DIGITAL GUIDE**  
 Miami did not print media guides this season. Instead, find the online version here: <http://theusports.com/mbbguide/pc/>



**MIAMI**  
 HURRICANES (28-6)

**NATIONAL RANKING**  
 5/t4

**LAST TIME OUT**  
 W, 78-49 vs. Pacific

**LEADERS**  
**Scoring per Game**  
 Shane Larkin - 14.4  
 Durand Scott - 13.5  
**Rebounds per Game**  
 Reggie Johnson - 7.1  
**Assists per Game**  
 Shane Larkin - 4.6

**HEAD COACH**  
**Jim Larrañaga**  
**Overall:** 518-353 (29)  
**At UM:** 48-19 (2)

**ILLINOIS**  
 FIGHTING ILLINI (23-12)

**NATIONAL RANKING**  
 --/--

**LAST TIME OUT**  
 W, 57-49 vs. Colorado

**LEADERS**  
**Scoring per Game**  
 Brandon Paul - 16.6  
 D.J. Richardson - 12.5  
**Rebounds per Game**  
 Brandon Paul - 4.4  
**Assists per Game**  
 Tracy Abrams - 3.4

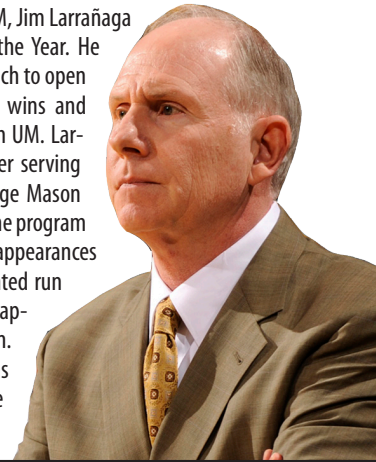
**HEAD COACH**  
**John Groce**  
**Overall:** 108-68 (5)  
**At Illinois:** 23-12 (1)

**SETTING THE SCENE**

**March 24, 2013 | 7:40 p.m. CT**  
**Austin, Texas | Frank Erwin Center**  
**TV:** TBA  
**Radio:** 560 WQAM  
**Webcast:** WQAM.com

**Miami in the NCAA Tournament: 5-6**

In just his second year at UM, Jim Larrañaga has earned ACC Coach of the Year. He was the first Hurricanes coach to open his Miami career with 20 wins and now has 40+ victories with UM. Larrañaga came to Miami after serving as the head coach at George Mason for 14 seasons. He guided the program to five NCAA tournament appearances – including an unprecedented run to the 2006 Final Four that captured the nation's attention. Following that run, he was selected the 2006 Clair Bee Coach of the Year.



**THE GAME**

The ACC Champion Miami Hurricanes face No. 7-seed Illinois in the third round of the NCAA Championship on Sunday, March 24 at 7:40 p.m. at the Frank Erwin Center in Austin, Texas.

**THE SERIES VS. ILLINOIS**

Miami is 0-1 against Illinois, falling 86-76 on Dec. 28, 1969 in Florida.

**THE BROADCASTS**

Catch the game on TBA with Tim Brando (play-by-play), Mike Gminski (analyst) and Otis Livingston (sideline) on the call. Listen to the NCAA Tournament games on Dial Global Sports with Wayne Larrivee (play-by-play) and Reid Gettys (analyst) as well as 560 WQAM Radio with Joe Zagacki (play-by-play) and Josh Darrow (analyst).

**THE COACH**

Head coach Jim Larrañaga is in his 29th season as a head coach and second at Miami. He has a 518-353 overall record and is 48-19 in his second season at Miami.

**THE RANKINGS - RPI/SOS**

As of March 18, 2013 | Warren Nolan: 4 / 5 | Sagarin: 14 / 17 | Realtime: 4 / 5 | KenPom: 16

**IN THE NCAA TOURNAMENT**

- Miami is making its 18th postseason appearance in program history and fifth in the last six seasons.
- Miami NCAA Championship seed history: 2 (2013, East), 2 (1999, East), 5 (2002, West), 6 (2000, South), 7 (2008, South) and 11 (1998, South).
- Miami is 5-6 in the NCAA Championships (last appearance in 2008).
- Miami has never advanced past the Sweet 16 round of the NCAA Championship.
- 2013 is Miami's sixth NCAA tournament berth since 1997 (first appearance was in 1960).
- Coach Jim Larrañaga is making his seventh NCAA tournament appearance – and 14th overall postseason trip – as head coach. He led George Mason to the 2006 Final Four.
- Five different coaches have led Miami to their seven NCAA tournament appearances: Jim Larrañaga (2013), Frank Haith (2008), Perry Clark (2002), Leonard Hamilton (1998, 1999, 2000), Bruce Hale (1960).
- Since Miami last appeared in the NCAA tournament on March 23, 2008, 137 different schools have played at least one game in the big dance.
- Miami is 0-1 against the No. 7 seed after No. 5 UM fell to Tulsa 80-71 in Austin, Texas on March 24, 2000.
- UM is 1-0 against Big Ten teams in the NCAA Tournament after No. 6 Miami defeated No. 3 Ohio State on March 19, 2000 in Nashville, Tenn.

2012-13 ROSTER

#	Name	Pos.	Ht.	Wt.	Yr.	Hometown   Previous School (s)
0	Shane Larkin	G	5-11	176	So.	Orlando, Fla.   Dr. Phillips (Fla.) Cousy, Naismith, Wooden award finalist ... ACC Tournament MVP: 23.7 ppg, 5.0 rpg, 5.0 apg in three games ... ACC Player of the Year (coaches).
1	Durand Scott	G	6-5	203	Sr.	The Bronx, N.Y.   Rice ACC Defensive Player of the Year ... ACC All-Tournament First Team ... Career-high 32 points in ACC semifinal game ... All-ACC Third Team.
3	Steve Sorenson	G	6-0	151	Fr.	Dallas, Texas   Mark's School of Texas Named all-state by Texas Association of Basketball Coaches as a senior ... TABC academic all-state.
4	Trey McKinney Jones	G	6-5	220	Sr.	Milwaukee, Wis.   South Milwaukee   UMKC ACC All-Tournament Second Team ... Drained six 3-pointers and career-best 20 points in ACC Championship game ... Team-best .851 FT%.
10	Raphael Akpejori	F	6-10	236	Jr.	Lagos, Nigeria   Sunrise Christian Academy (Kan.) ACC All-Academic Team ... Grabbed four rebounds twice ... Three games 10+ minutes ... 17 games played, 11 points, 20 rebounds.
12	Justin Heller	G	6-2	180	Jr.	Boca Raton, Fla.   West Boca Raton Community Eight appearances ... Scored first bucket of career against Charlotte on Dec. 14 ... Also had three rebounds and two FTA in three minutes.
15	Rion Brown	G	6-6	200	Jr.	Hinesville, Ga.   Liberty County 12 points, four rebounds, three assists in ACC Championship game ... 22 pts at Georgia Tech where his father was an All-American.
21	Erik Swoope	F	6-6	233	Jr.	Lake Elsinore, Calif.   Harvard-Westlake Played 9 minutes in championship game, primarily for defense and rebounding ... Season high seven points vs. Jacksonville.
23	Tonye Jekiri	C	7-0	227	Fr.	Hialeah, Fla.   Champagnat Catholic School Career highs of six points, five rebounds and 16 minutes vs. Pacific ... Has played in 32 games, averages 1.3 points and 1.6 rebounds.
25	Garrus Adams	G	6-6	195	Sr.	Apex, N.C.   Middle Creek Out with right knee injury ... In 19 games last year, averaged 4.5 points, 2.1 rebounds, 0.9 assists and 0.6 steals in 16.9 minutes per game.
35	Kenny Kadji	F/C	6-11	242	Sr.	Douala, Cameroon   Pendleton   IMG Academy   Florida All-ACC Second Team ... Four-straight double-doubles March 2-15 ... Stretch-four who hits 35.7% from distance.
42	Reggie Johnson	C	6-10	292	Sr.	Winston-Salem, N.C.   Winston-Salem Prep 10 rebounds vs. Pacific ... Missed eight games Dec. 22-Jan. 16 due to left thumb fracture ... Averaging 12.6 ppg and 10.1 rpg before injury.
45	Julian Gamble	F/C	6-10	250	Sr.	Durham, N.C.   Southern Durham ACC All-Tournament Second Team ... All-ACC Defensive Team ... 11 pts, 10 rebs in ACC Championship game ... 5 blocks in ACC Tournament.

LARRAÑAGA BY THE NUMBERS

1 - Coach Jim Larrañaga is the only ACC coach not at UNC or Duke with a Final Four appearance to his credit.  
 4 - In 2006, Coach Jim Larrañaga became the first coach at a mid-major school to take his team to the NCAA Final Four in 27 years.  
 7 - Larrañaga is no stranger to the ACC. In his seven seasons as an assistant coach at Virginia, the Cavaliers participated in the NCAA Final Four in 1981 and 1984, won three ACC Championships and finished in the Top 5 of the AP rankings.  
 13 - Larrañaga has made 13 postseason appearances in the past 23 years, including five NCAA tournaments.  
 29 - Larrañaga is in his 29th year as a head coach and has successfully transitioned two institutions into successful programs: Bowling Green and George Mason.

LARRAÑAGA - WHY MIAMI?

Along with returning to the best basketball conference in the country, Coach L had a few personal reasons for accepting the head coaching job at Miami. Coach's grandfather was from Cuba, where he produced the Larrañaga [lare-en-YAH-ga] cigar. Coach's father was raised in Key West before moving to The Bronx, N.Y., getting married and raising six children. Coach L was raised in The Bronx, but vacationed to Florida as a boy. He also has owned a house in Sarasota - which he bought from Dick Vitale's daughter - for eight years, and three of his siblings have retired to Florida.

COACH L'S FIRST SEASON AT MIAMI

- Most ACC wins since joining the conference (9)
- Tied for fourth in ACC, the highest ACC finish in school history
- Defeated eventual No. 2 & No. 3 NCAA tournament seeds Duke & FSU
- Notched Miami's first win at Cameron Indoor Stadium

COACH L'S SECOND SEASON AT MIAMI

- NCAA No. 2 national seed
- ACC Tournament Champions
- ACC Regular Season Champions; No. 1 seed at ACC Tournament
- 15-3 record in ACC play
- Ranked No. 2/2 on Feb. 18, 2013
- Defeated No. 1 Duke, 90-63, in Coral Gables
- Defeated No. 13/14 Michigan State in ACC/Big Ten Challenge
- Defeated RV/RV North Carolina at the Dean Smith Center

PROGRAM HISTORY

First Season: 1926  
 Program Dormant: 1971-1985  
 All-Time Record: 920-689  
 Postseason Record: 12-17 (5-6 in NCAA Championship)  
 NCAA Appearances: 7 (1960, 1998, 1999, 2000, 2002, 2008, 2013)  
 Last NCAA Appearance: 2008 (2nd round)  
 NIT Appearances: 11 (1961, 1963, 1964, 1995, 1997, 2001, 2005, 2006, 2009, 2011, 2012)  
 Last NIT Appearance: 2012 (2nd round)

QUICK HITS

- Miami is 4-2 in neutral site games this season with three wins at the ACC Tournament and a pair of losses at the Hawaiian Airlines Diamond Head Classic in Honolulu.
- Miami is one of 23 schools to send both the men's and women's basketball teams to the dance this season. The Miami women earned a No. 8 seed and will face No. 9 Iowa in Iowa City on Sunday, March 24. Both UM teams also played in the tournament at the same time in 1998.
- In Miami's last tournament appearance, Jack McClinton posted a UM single-game NCAA tournament record 38 points, hitting 12-of-19 shots against St. Mary's on March 21, 2008 in the first round.
- Julian Gamble and Kenny Kadji have both been to the NCAA tournament, both as redshirts in 2008; Gamble with Miami and Kadji with Florida.
- These are UM's first games played west of the Mississippi River, on the continental U.S., in Coach L's two seasons at The U. This season the farthest west was in Ft. Myers, Fla. and last year was the game at Ole Miss. The Canes did play in Hawai'i this season.
- Coach Larrañaga is 6-5 overall in the NCAA Tournament.
- Miami is the first team in ACC history to win regular season and postseason and not get a No. 1 seed in the NCAA Championship.
- Miami is the only non-North Carolina team to win both the ACC regular-season and tournament since Georgia Tech in 1985. Their regular season was shared; no other non-North Carolina team has won outright.

PRONUNCIATIONS

Players	
1 Durand	dur-RAND
10 Akpejori	AHK-peh-jour-ee
15 Rion	Ryan
23 Tonye Jekiri	Tone-yay Jah-kEEr-EE
25 Garrus	GARY-us
21 Swoope	Swope
35 Kadji	KAHD-gee
Coaches	
Larrañaga	LARE-uh-NAY-guh
Huger	HUE-gur
Caputo	Ca-poo-too
Summey	Some-EE

CLASS BREAKDOWN

Seniors	
	Garrus Adams, Julian Gamble, Reggie Johnson, Kenny Kadji, Trey McKinney Jones, Durand Scott
Juniors	
	Raphael Akpejori, Rion Brown, Justin Heller, Erik Swoope
Sophomore	
	Shane Larkin
Freshmen	
	Tonye Jekiri, Steve Sorenson

GEOGRAPHIC BREAKDOWN

CAMEROON	
Douala	Kenny Kadji
NIGERIA	
Lagos	Raphael Akpejori
UNITED STATES	
California	Erik Swoope
Florida	Justin Heller, Shane Larkin, Tonye Jekiri
Georgia	Rion Brown
New York	Durand Scott
North Carolina	Garrus Adams, Julian Gamble, Reggie Johnson
Texas	Steve Sorenson
Wisconsin	Trey McKinney Jones

2012-13 ACC STANDINGS

Final Regular Season				
Miami	15-3	.833	24-6	.800
Duke	14-4	.778	27-4	.871
North Carolina	12-6	.667	22-9	.710
NC State	11-7	.611	22-9	.710
Virginia	11-7	.611	21-10	.677
Florida State	9-9	.500	17-14	.548
Maryland	8-10	.444	20-11	.645
Boston College	7-11	.389	15-16	.484
Georgia Tech	6-12	.333	16-14	.533
Wake Forest	6-12	.333	13-17	.433
Clemson	5-13	.278	13-17	.433
Virginia Tech	4-14	.222	13-18	.419

**AWARDS IN 2012-13**

**Raphael Akpejori**

- All-ACC Academic Team

**Julian Gamble**

- ACC All-Tournament Second Team
- All-ACC Defensive Team (Coaches)

**Kenny Kadji**

- ACC Second Team (ASCMA)
- All-ACC Second Team (Coaches)
- All-ACC Second Team - ESPN (Jason King)

**Shane Larkin**

- Bob Cousy Award finalist (top 5)
- Naismith Player of the Year candidate (top 30)
- Wooden Award finalist (top 15)
- Third Team All-American - The Sporting News
- USBWA All-District IV Team
- ACC All-Tournament MVP
- ACC Player of the Year (Coaches)
- ACC All-Tournament First Team
- All-ACC First Team (Coaches)
- All-ACC Defensive Team (Coaches)
- ACC First Team (ASCMA)
- ACC Defensive Team (ASCMA)
- ACC Player of the Year - Sports Illustrated (Seth Davis)
- Second Team All-American - ESPN (Jason King)
- ACC Player of the Year - ESPN (Jason King)
- All-ACC First Team - ESPN (Jason King)
- Oscar Robertson National Player of the Week - Feb. 4
- ACC Player of the Week - Feb. 4

**Trey McKinney Jones**

- ACC All-Tournament Second Team

**Durand Scott**

- ACC Defensive Player of the Year (ASCMA)
- ACC All-Tournament First Team
- ACC Defensive Player of the Year (Coaches)
- All-ACC Third Team (Coaches)
- All-ACC Defensive Team (Coaches)
- ACC Honorable Mention (ASCMA)
- ACC Defensive Team (ASCMA)
- ACC Player of the Week - Dec. 17
- ACC Player of the Week - Jan. 28

**Coach Jim Larrañaga**

- USBWA Henry Iba National Coach of the Year
- Skip Prosser Man of the Year award finalist
- Jim Phelan National Coach of the Year finalist
- Naismith Coach of the Year finalist
- USBWA Coach of the Year - District IV
- ACC Coach of the Year (Coaches)
- ACC Coach of the Year (ASCMA)
- ACC Coach of the Year - Sports Illustrated (Seth Davis)
- ACC Coach of the Year - ESPN (Jason King)
- All-Coaches Teams - First Team - ESPN (Jason King)
- Dick Vitale Coach of the Week - Jan. 28

**CANES ADVANCE TO ROUND OF 32**

With the 78-49 win over Pacific, Miami recorded its first NCAA tournament victory since a 78-64 win over Saint Mary's in the 2008 NCAA tournament. The Canes advance to the Round of 32 for the fourth time in the NCAA tournament modern era (1999, 2000, 2008, 2013). UM improved to 5-6 all-time in seven NCAA tournament appearances. Miami is now 2-0 against the No. 15 seed with wins over Lafayette (1999) and Pacific (2013).

**SCOTT, LARKIN, JOHNSON LEAD BALANCED ATTACK**

Senior Durand Scott led the Canes with 21 points, Reggie Johnson grabbed 10 rebounds and Shane Larkin posted nine assists against Pacific, as UM was balanced in the second-round victory.

All nine Canes who played more than five minutes scored at least five points and grabbed at least two rebounds. Five players recorded a steal and four had an assist. UM hit 85.7 percent from the free throw line with seven players hitting a free shot. Five guys hit a three-pointer in the game, as well.

**CANES IN THE POSTSEASON**

In four postseason games, Shane Larkin, Durand Scott and Trey McKinney Jones are all averaging 10+ points, have hit 10 3-pointers and are shooting better than 80 percent at the line.

Larkin is averaging 20.3 ppg, 6.0 apg, 4.5 rpg and 2.5 spg, hitting 47.2 percent FG and 91.3 percent FT. He has hit 21-straight free throws, dating back to the game against NC State on March 16.

Scott has scored 17.0 ppg in four postseason games, hitting 10-19 (52.6%) from distance, 53.5 percent FG and 92.3 percent FT. He has notched 32 points (vs. NC State) and 21 points (vs. Pacific).

McKinney Jones is 10-20 from three, averaging 10.8 ppg, along with 4.0 rpg. He's hitting 83.3 percent at the line and 43.8 percent from the field.

**LARKIN A COUSY, NAISMITH & WOODEN FINALIST**

Shane Larkin is a Bob Cousy Award finalist, listing the sophomore as one of the top five point guards in the nation. Out of the five finalists (Marcus Smart, Matthew Delavedova, Michael Carter-Williams and Trey Burke) Larkin is the only player to win the regular season conference title, the conference tournament title and conference tournament MVP honors.

Larkin was added to the Naismith watch list in late February, placing him in the top 30 players in the country and is on the John R. Wooden Award Ballot, made up of 15 student-athletes who are eligible for college basketball's most prestigious honor.

**GAME WRAP - MIAMI VS. PACIFIC**

- Miami's 29-point victory over Pacific is its largest margin of victory in an NCAA tournament game in program history, besting the previous mark of 21 set in 1999 vs. Lafayette College (75-54).

- Miami's 29-point victory was also its largest in 2013 and its second-largest this season. The Canes' largest margin of victory this season was 31 against Charlotte on Dec. 14, 2012.

- Miami led by 21 points at halftime, its second-largest halftime lead of the season. The Canes' largest halftime lead this season a 23-point margin Jan. 23 against Duke.

- Prior to today, the Hurricanes did not have a single minute of NCAA tournament of experience on their roster.

- Miami improved to 15-2 this season when hitting more 3-point field goals than its opponent. The Canes shot 54.5 percent from 3-point range, connecting on 12 treys.

- Shane Larkin finished the game with 9 assists, a school NCAA tournament single-game record.

- Larkin now has four straight games with 4+ assists (4 vs. Boston College, 3/15; 4 vs. NC State, 3/16; 7 vs. UNC, 3/16).

- Trey McKinney Jones grabbed 8 rebounds, his second-highest total of the season. His highest was 11 against Indiana State on Dec. 25, 2012

- Erik Swoope, who finished the game with 6 points, recorded his second-highest point total of the season. Swoope scored 7 points vs. Jacksonville on Nov. 16, 2012.

- Rion Brown, who finished the game with 9 points, was a perfect 3-for-3 from behind the arc.

- Tonye Jekiri notched a career-high 6 points, five rebounds and 16 minutes. His previous career highs were 4 points against Virginia Tech on Feb. 28, 2013, four rebounds twice and 12 minutes twice.

- Durand Scott (5), Rion Brown (3) and Trey McKinney Jones (2), all finished with multiple 3-point field goals. Five Hurricane players – Scott (5), Brown (3), McKinney Jones (2), Larkin (1) – all made at least one 3-point field goal.

- Every Hurricane player than played 5+ minutes scored against the Pacific Tigers.

- Starters: Shane Larkin, Durand Scott, Trey McKinney Jones, Kenny Kadji & Julian Gamble

**ACC CHAMPIONS**

With the win over North Carolina, Miami won its first ACC Championship in school history, adding to the list of firsts for the team this season.

With a 15-3 ACC record, Miami earned its first outright regular season conference championship in program history in Coach L's second year with the team. Of current league coaches, Roy Williams also won the ACC regular season in his second year in the ACC, taking over UNC in 2003-04, and winning in 2004-05.

With a 13-3 mark in the league in 1999-2000, Miami tied Syracuse for the BIG EAST regular-season title, the Canes' only other conference championship in school history. In 1999-2000, Leonard Hamilton led Miami to a 23-11 mark and an appearance in the NCAA tournament.

**NCAA Tournament Record ... by seed**

*No seedings in 1960*

Seed	W	L
No. 2	0	1
No. 3	1	0
No. 6	0	1
No. 7	0	1
No. 10	1	1
No. 11	1	0
No. 12	0	1
No. 15	2	0

**NCAA Tournament Record ... by opponent**

Opponent	W	L
Arkansas	1	0
UCLA	0	1
Illinois		
Lafayette	1	0
Missouri	0	1
Ohio State	1	0
Pacific	1	0
Purdue	0	1
Saint Mary's	1	0
Texas	0	1
Tulsa	0	1
Western Kentucky	0	1

**NCAA TOURNAMENT HISTORY**

**NCAA Tournament Results (5-6)**

**NCAA Appearances: 7**

**Sweet 16 Appearances: 1**

**1959-60 (Midwest Region)**

3/8/60 vs. Western Kentucky L 107-84 Lexington, Ky.

**First Round**

**1997-98 (No. 11 seed — South Region)**

3/13/98 vs. No. 6 UCLA L 65-62 Atlanta, Ga.

**First Round**

**1998-99 (No. 2 seed — East Region)**

3/12/99 vs. No. 15 Lafayette W 75-54 Boston, Mass.

**Second Round**

3/14/99 vs. No. 10 Purdue L 73-63 Boston, Mass.

**1999-2000 (No. 6 seed — South Region)**

3/17/00 vs. No. 11 Arkansas W 75-71 Nashville, Tenn.

**Sweet 16**

3/19/00 vs. No. 3 Ohio State W 75-62 Nashville, Tenn.

3/24/00 vs. No. 7 Tulsa L 80-71 Austin, Texas

**2001-02 (No. 5 seed — West Region)**

3/14/02 vs. No. 12 Missouri L 93-80 Albuquerque, N.M.

**First Round**

**2007-08 (No. 7 seed — South Region)**

3/21/08 vs. No. 10 St. Mary's W 78-64 Little Rock, Ark.

**Second Round**

3/23/08 vs. No. 2 Texas L 75-72 Little Rock, Ark.

**2012-13 (No. 2 seed — East Region)**

3/22/13 vs. No. 15 Pacific W, 78-49 Austin, Texas

3/24/13 vs. No. 7 Illinois Austin, Texas

**2012-13 OPPONENTS IN THE POSTSEASON**

NCAA	Score	Score
No. 2 Duke	W, 90-63	L, 76-79
No. 3 Michigan State	W, 67-59	
No. 6 Arizona	L, 50-69	
No. 8 North Carolina	W, 68-59; W, 87-61; W, 87-77	
No. 8 NC State	W, 79-78	W, 81-71
No. 13 La Salle	W, 76-59	
No. 15 FGCU	L, 51-63	

**NIT**

	Score	Score
No. 1 Virginia	W, 54-50	
No. 6 Maryland	L, 54-67	
No. 2 UMass	W, 75-62	
No. 4 Florida State	W, 71-47	W, 74-68
No. 6 Detroit	W, 77-62	
No. 6 Indiana State	L, 55-57	

**FROM THE AP'S @BYTIMREYNOLDS**

Miami was one of 11 teams nationally to finish the regular season with the outright best record in its conference, then to prevail in its conference tournament. The others: Saint Louis, Atlantic 10; Montana, Big Sky; Memphis, Conference USA; Valparaiso, Horizon; Creighton, Missouri Valley; New Mexico, Mountain West; Belmont, Ohio Valley; Bucknell, Patriot; Davidson, Southern; Gonzaga, West Coast.

Miami has six players with 100 career games on the active roster: Durand Scott (130), Trey McKinney Jones (128), Julian Gamble (127), Reggie Johnson (116), Kenny Kadji (108), Rion Brown (101).

Of the last 88 teams to receive a 1 or 2 seed in the NCAA tournament, Miami is the ninth to start a season unranked and the first ACC school to do so since Wake Forest in 2003. The teams from the past decade that went from unranked in that preseason's AP poll to a Top 2 seed in NCAAs: Michigan State, 2012-1; Notre Dame, 2011-2; Syracuse, 2010-1; Kansas State, 2010-1; Ohio State, 2006-2; Tennessee, 2006-2; Mississippi State, 2004-2; Wake Forest, 2003-2.

Since Miami joined the ACC in 2004-05, three teams have now won both the regular season and tournament five times, once by Miami (2013), twice by Duke (2006, 2009) and North Carolina (2007, 2008).

Since seedings began in the NCAA tournament, every team that won the ACC outright and won the conference tournament has been a 1 seed, until Miami in 2013.

With the bid into the field of 68, the number 68 has been magic for Miami in the Coach L era. Since he arrived, Miami is 34-6 when the Canes score 68 and just 12-13 when they don't. When Miami allows 68 points or less, UM is 37-5. When Miami doesn't, 9-14.

Miami's 2013 ACC Tournament Championship was Coach Jim Larrañaga's first. As an assistant at Virginia, he lost in the finals twice by a combined five points, including a 47-45 game at Greensboro to UNC in 1982.

**28-WIN SEASON FOR MIAMI**

With a 28-6 record, Miami has posted its 14th 20-win season, and Coach Larrañaga's second-straight with the Hurricanes. With the win over Boston College on March 15, Miami topped the school record for most wins in a season, which was 24 in 2001-02 under Perry Clark, when the Canes were 10-6 in the BIG EAST and went to the NCAA tournament. Last year the Canes were 20-13 overall, (9-7 in the ACC) and played in the NIT. *A complete list of 20-win seasons is on page 5 of the notes.*

**LARRAÑAGA NAMED NATIONAL COACH OF THE YEAR**

Coach L was named the Henry Iba National Coach of the Year. Larrañaga led the Canes to their first ACC regular season and tournament championships, as well as the best record in school history. In his second season with Miami, the Hurricanes were ranked as high as No. 2 in the country.

Larrañaga is also listed as a finalist for the Naismith Coach of the Year, the Jim Phelan National Coach of the Year and the Skip Prosser Man of the Year awards. The second-season coach was selected as the ACC Coach of the Year by the ASCMA.

**CANES IN NATIONAL STATS**

Miami currently ranks No. 49 in field goal percentage defense (39.9), No. 42 in scoring defense (60.7) and No. 50 in field goal percentage (46.0). The Canes are also ranked No. 17 in turnovers per game (10.9) and No. 56 in blocked shots per game (4.5). All categories are out of 345 ranked teams. Individually, three UM players are ranked in the top 100 of NCAA stats. Shane Larkin is No. 45 in steals per game (2.0), No. 98 in FG percentage (48.6) and No. 99 in assist-to-turnover ratio (1.9), Julian Gamble is No. 82 in blocks per game (1.8) and Kenny Kadji's eight double-doubles are No. 94.

**COACH L IN THE TOP 10**

Miami coach Jim Larrañaga is the 10th coach in the last 10 years to lead two top-10 programs, according to research by the AP. Miami was No. 2 on Feb. 18, and following the 2006 season, George Mason was listed as the No. 8 team in the nation in the *USA TODAY* Coaches Poll on March 28. The other nine coaches: John Calipari - Memphis, Kentucky; Mark Gottfried - Alabama, NC State; Tubby Smith - Kentucky, Minnesota; Kelvin Sampson - Oklahoma, Indiana; Bob Huggins - Cincinnati, West Virginia; John Beilein - West Virginia, Michigan; Mark Turgeon - Wichita State, Texas A&M; Tom Crean - Marquette, Indiana; Sean Miller - Xavier, Arizona.

**ACC ALL-TOURNAMENT TEAMS AND MVP**

Shane Larkin was named the ACC Tournament MVP while Durand Scott was listed on the first team and Trey McKinney Jones and Julian Gamble were on the second team. Larkin averaged 23.7 points, 5.0 rebounds, 5.0 assists and 2.3 steals while shooting 51.1 percent from the field, 45.0 percent from distance and 88.9 percent at the line. Scott averaged 15.7 points, 2.7 rebounds, 2.0 assists. Gamble posted 8.3 ppg, 5.0 rpg and 1.7 bpg while Trey McKinney Jones put up 11.7 ppg, hitting eight shots from distance.

**DOUBLE-DIGIT ROAD VICTORIES FOR THE CANES**

According to research by the AP, Miami (1998-99, 2012-13) is now the third Power 6 school in the last 15 years to have at least two seasons of double-digit road victories, joining Duke (98-99, 99-00, 2000-01 and 05-06) and Stanford (1998-99, 99-00, 2000-01 and 03-04). No other BCS school in that span has done it more than once.

**FIVE CANES ON ALL-CONFERENCE LISTS**

Jim Larrañaga was selected as the ACC Coach of the Year and Durand Scott earned the ACC's Defensive Player of the Year, according to the ASCMA, both firsts in program history. Shane Larkin is a first team player, Kenny Kadji is on the second team and Scott is honorable mention All-ACC. Larkin's first-team honor is Miami's first since Jack McClinton (2008 & 09). Scott and Larkin were both picked for the ACC Defensive team as well. Raphael Akpejori, who is majoring in mechanical engineering, is on the All-ACC Academic Team.

In the coaches poll, Shane Larkin earned first team honors while Kenny Kadji was second team and Durand Scott was on the third team. Scott, Larkin and Julian Gamble were picked for the Coaches All-ACC Defensive Team.

**DURAND SCOTT FOR 32 VS. NC STATE**

Senior Durand Scott knocked down 12-of-18 shots, including five 3-pointers, on his way to a career-high 32 points in 36 minutes, after only scoring 9 points in 39 minutes vs. NC State in the ACC Tournament. Scott's previous career high was 29 points at North Carolina on March 2, 2010. This was Scott's first 30-point game, but the senior has posted 12 games of 20+ points in his four year. Scott's 32 points also established a school record for most points by a Hurricane in an ACC Tournament game. Scott's 19 first-half points are the most by a Miami player in the first half this year. The previous record was 15 by Scott at Duke on March 2, 2013. Scott's 32 points are the most by a Hurricane since Shane Larkin scored 27 against Jacksonville University on Nov. 16, 2013. Scott recorded the first 30-point game for a Hurricane since Kenny Kadji scored 30 points against UNC Greensboro on Jan. 2, 2012.

**LARKIN AND SCOTT SHOW VS. NC STATE**

Durand Scott scored 32 points and Shane Larkin added 23 in the win over NC State in the ACC Tournament. The duo shot a combined 57 percent from the field and accounted for 55 of Miami's 81 points. They also combined for 30 of Miami's 41 in the first half, outscoring all of NC State, which finished with 29 points through 20 minutes. Scott and Larkin also had 10 rebounds, eight assists and five steals. The last time two Canes scored 20+ points was vs. Virginia Tech, on Feb. 27 when Larkin had 22 and Kenny Kadji added 20.

**DOWNING DUKE AND UNC BY 20+**

This season the Hurricanes defeated Duke 90-63 and UNC 87-61. Miami is the first team to beat Duke and UNC by 20+ points in the same season since Maryland in '74-75 season and the first team to beat Duke and UNC by 25+ points since the start of ACC play in 1953.

**CANES IN THE TOP 10**

WEEK	AP POLL	USA TODAY/ESPN (1997-2013)	IUPI POLL (1960-97)
2/18/13	2nd (20 first place votes)	2nd (7 first place)	
2/11/13	3rd (17 first place votes)	4th (5 first place)	
3/18/13	5th (1,353 pts)	t-4th (639 pts)	
2/25/13	5th (1,317 pts)	7th (581 pts)	
3/4/13	6th (1,245 pts)	7th (568 pts)	
2/4/13	8th (1,132 pts)	11th (485 pts)	
3/1/60	8th (7 first place votes)	—	
3/11/13	9th (1,082 pts)	10th (502 pts)	
2/24/60	9th (2 first place votes)	—	
3/1/99	9th (1230 pts)	10th (473 pts)	
3/8/99	10th (1089 pts)	12th (444 pts)	
2/10/60	10th	—	
2/16/60	10th (3 first place votes)	—	
1960 Final	10th	—	

**CANES IN THE TOP 25 SINCE JOINING ACC (2004-05)**

Week	AP	USA TODAY/ESPN
<b>2007-08</b>		
12/17/07	22 (274 pts)	22 (98 pts)
12/24/07	19 (443 pts)	19 (188 pts)
1/7/08	25 (85 pts)	RV (21pts-27)
1/14/08	21 (286 pts)	24 (84 pts)
<b>2008-09</b>		
Preseason	17 (570 pts)	16 (233 pts)
11/17/08	17 (591 pts)	16 (238 pts)
11/24/08	22 (272 pts)	21 (146 pts)
12/1/08	21 (309 pts)	22 (158 pts)
12/8/08	RV (63 pts-29th)	25 (69 pts)
<b>2009-10</b>		
1/11/10	23 (189 pts)	RV (8 pts-35th)
<b>2012-13</b>		
1/21/13	25 (93 pts)	RV (49 pts)
1/28/13	14 (894 pts)	15 (326 pts)
2/4/13	8 (1,132 pts)	11 (485 pts)
2/12/13	3 (17 first place votes)	4 (5 first place)
2/18/13	2 (20 first place votes)	2 (7 first place)
2/25/13	5 (1,317 pts)	7 (581 pts)
3/4/13	6 (1,245 pts)	7 (568 pts)
3/11/13	9 (1,082 pts)	10 (502 pts)
3/18/13	5 (1,353 pts)	t-4 (639 pts)

**DID YOU KNOW .....**

The Hurricanes have made at least one trey in 834 of 838 games since the NCAA adopted the 3-point shot in 1986.

Miami has held 691 of its last 692 opponents to less than 100 points. UNC was the last team to score 100+, defeating UM 105-64 on Jan. 31, 2007.

Miami boasts five players 6-foot-10 or taller, and five players at 6-6 or 6-5.

27 of 28 Miami Hurricane basketball players have graduated from UM during the last eight years.

Miami basketball ranks 80th-90th percentile in NCAA men's basketball with a 980 APR (academic progress rate).

In 2008 & 2009, Jack McClinton was named first team All-ACC & named to the ACC's All-Academic Team.

Six-time NBA All Star Amar'e Stoudemire recently enrolled at UM and is taking classes to earn his bachelor's degree.

Shane Larkin was named to the ACC All-Freshman Team in 2011-12.

Coach L led the George Mason Patriots to the Final Four with big wins over some of basketball's elite teams such as Michigan State, UNC, and UConn. He was the first coach to take a mid-major to a Final Four in 27 years when his team advanced in 2006.

Miami is one of only three schools in the country sponsored by Nike's Lebron brand.

The Canes have averaged 20+ wins in each of the last five seasons.

Coach L became the first Miami Coach to win 20 games in his first season at The U.

Over 90 percent of Miami Hurricane basketball games were televised last season, including every ACC contest.

Five of the last 12 National Championship teams have been from the ACC.

Three Canes earned all-ACC honors last season, Shane Larkin (freshman), Kenny Kadji,(third) Durand Scott (H.M.).

Summer at the U includes competitive pickup games and workouts alongside such players as Carlos Boozer, Chris Bosh, Kevin Durant, Kyrie Irving, Joe Johnson, Chris Paul, and Lebron James.

Former Cane Rick Barry was named one of the Greatest Players in NBA History.

Miami native and former Cane James Jones won the 2010-2011 NBA All-Star Weekend 3-Point Contest and the NBA Championship in the 2011-2012 season.

UM is in its ninth season in the ACC.

UM has played in the postseason 14 of the past 19 years, six of which were in the NCAA Tournament.

The Hurricanes have advanced to the postseason seven times in nine seasons, with five NIT appearances and two NCAA appearances.

In 14 years at George Mason, Larrañaga led the Patriots to five NCAA Tournament appearances (2011, 2008, 2006, 2001, 1999), including the 2006 Final Four.

**FIRSTS IN MIAMI BASKETBALL HISTORY**

- ACC Regular Season Champions.
- ACC Tournament Champions.
- Ranked No. 2/2 - Miami's program high.
- No. 1 seed at ACC Tournament.
- Defeated a No. 1 team (Duke).
- Henry Iba National Coach of the Year - Jim Larrañaga
- ACC Coach of the Year - Jim Larrañaga
- ACC Defensive Player of the Year - Durand Scott
- Three players on All-ACC Teams: Larkin 1st, Kadji 2nd, Scott H.M.
- Two players on All-ACC Defensive Team: Larkin, Scott
- Miami is the first team to beat Duke and UNC by 20+ points in the same season since Maryland in '74-75 season.
- Miami is the first team to beat Duke and UNC by 25+ points since the start of ACC play in 1953.
- Defeated all three teams in The Triangle in the same season: UNC, Duke and NC State.
- Defeated three teams in the Top 20 since joining the ACC. The last time was in 1999-00.
- Won at NC State in Raleigh.
- Defeated Duke twice within 12 months.
- 13-0 start in conference play.
- Ranked in top-15 since joining the ACC.
- Topped school-best nine ACC victories, which was set last season.
- Five capacity home crowds: vs. Duke, FSU, UNC, UVa. and Clemson.
- Students camped out for a game (Duke) more than four hours before tipoff. Then did it again for game vs. Florida State.
- Set a record for the most games with 1,200 or more students (7).
- Set record student average attendance at 808. The past average attendance was 641 per game.
- Set the record for cumulative season student attendance at 12,008. The previous record was 10,269.

**MIAMI QUICK HITS**

- Miami was the first ACC school not named Duke or North Carolina to start 13-0 in conference play since Virginia in 1981, when Coach L was an assistant with the Cavaliers. UVa. started that year 12-0.
- Coach L is 24-10 overall in ACC play at Miami, including 14-3 at home and 10-7 on the road. He is 1-1 in the ACC Tournament and 1-1 in the NIT. His head coaching career also includes a 14 years at George Mason (1997-2011), an 11-year stint at Bowling Green (1987-97) and two seasons at American International (1977-79).
- Miami has held 19 teams to less than 60 points this season (UNC recorded 61, Duke scored 63 and VT notched 64). In Larrañaga's two-year tenure, UM has held 30 teams to less than 60 points, including 11 in ACC play.
- Miami has trailed in 21 of its 28 wins, including a 12-point deficit at Virginia Tech late in the first half.
- Miami has made more 3-pointers than its opponent in 18 of 34 games this season. In 2011-12, UM tied or hit more than its opponent from distance in 26 of 33 games.
- Miami has shot better than 45 percent from the floor in 37 halves this season and overall in 23 games.
- Only 20 opponents - nine this season - have shot 45 percent or better from the floor against UM since Jim Larrañaga became head coach.
- The Canes have held 47 opponents to less than 41 percent from the field under Coach L, including 20 of 34 this season. This season five opponents have not shot 31 percent, including No. 1 Duke.
- Miami is 4-2 in neutral site games this season.

**MIAMI DURING THE 14-GAME WINNING STREAK**

- UM posted a 14-game winning streak from Jan. 2 - Feb. 23.
- Miami's last 14-game winning streak was in 2001-02, when the Canes started the season 14-0. UM went on to a 24-8 record and an appearance in the NCAA tournament. UM also posted a 14-game winning streak in the 1946-47 season.
- The Canes won seven road games, all against ACC opponents.
- Miami outrebounded nine of 14 opponents, posting a +4.1 margin. UM recorded +12 against FSU and Boston College, and + 8 against Duke.
- UM trailed at the half in five games, including being down by six points vs. La Salle and at NC State, three at VT and by two points at UNC & BC.
- Miami outshot its opponents 46.7 percent to 37.9 percent from the field.
- UM made 1.7 more 3-pointers (7.0-5.3) per game.
- The Canes posted 6.4 steals and 5.4 blocks per game, compared to 5.8 spg and 2.9 bpg by the opponents.
- Miami outscored its opponents 528-427 (7.2 ppg) in the second half.
- Three players averaged at least 10 points and three Canes had at least 6.3 rebounds per night.
- Kenny Kadji lead the way with 13.6 points. Reggie Johnson had 6.8 rebounds in his nine of 14 outings during the streak.

**CANES IN THE NCAA TOURNAMENT**

Season	Coach	Overall	Conf.	Record
1959-60	Bruce Hale	23-4		0-1
1997-98	Leonard Hamilton	18-10	11-7	0-1
1998-99	Leonard Hamilton	23-7	15-3	1-1
1999-00	Leonard Hamilton	23-11	13-3	2-1
2001-02	Perry Clark	24-8	10-6	0-1
2007-08	Frank Haith	23-11	8-8	1-1
2012-13	Jim Larrañaga	28-6	15-3	1-0

**20-WIN SEASONS AT MIAMI**

Season	Coach	Overall	Conf.	W-L	Postseason
1946-47	Hart Morris	20-7			
1959-60	Bruce Hale	23-4			NCAA
1960-61	Bruce Hale	20-7			NIT
1962-63	Bruce Hale	23-5			NIT
1963-64	Bruce Hale	20-7			NIT
1964-65	Bruce Hale	22-4			
1998-99	Leonard Hamilton	23-7	BIG EAST	15-3	NCAA
1999-00	Leonard Hamilton	23-11	BIG EAST	13-3	NCAA
2001-02	Perry Clark	24-8	BIG EAST	10-6	NCAA
2007-08	Frank Haith	23-11	ACC	8-8	NCAA
2009-10	Frank Haith	20-13	ACC	4-12	
2010-11	Frank Haith	21-15	ACC	6-10	NIT
2011-12	Jim Larrañaga	20-13	ACC	9-7	NIT
2012-13	Jim Larrañaga	28-6	ACC	15-3	NCAA

**FIRSTS UNDER JIM LARRAÑAGA**

First game: Nov. 11, 2011 vs. Tennessee Tech. W, 69-58.  
 First starting lineup: Malcolm Grant, Durand Scott, Garrius Adams, Erik Swoope, Kenny Kadji.  
 First opening tip: Miami - Kenny Kadji.  
 First UM FG: 18:38, Durand Scott, 3-pointer.  
 First lead: 18:38, 3-0.  
 First halftime score: Tennessee Tech 32, Miami 27.  
 First win: Nov. 11, 2011. Miami 69, Tennessee Tech 58.  
 Attendance at first game: 3,600.  
 First loss: Nov. 25, 2011 at Ole Miss, 64-61 (OT).  
 First road win: Dec. 22, 2011 at Charlotte, 76-61.  
 First ACC game: Jan. 7, 2012 at Virginia, L, 52-51.  
 First ACC win: Jan. 18, 2012 vs. Clemson, 76-73.  
 First ACC regular season title: 2012-13

**JIM LARRAÑAGA = PROGRAM CHANGER  
 In Coach L's 14 Seasons at George Mason ...**

- .626 winning percentage
- 13 straight winning seasons
- A Final Four appearance
- 5 trips to the NCAA tournament
- 9 postseason appearances
- First national ranking
- First appearance in Top 10
- First wins over Top 10 teams
- Winningest coach in league history

**Seven Seasons before Coach L at GMU...**

- .340 winning percentage
- 7 straight losing seasons
- 0 postseason appearances
- Worst team in the CAA

**WEIGHT ROOM GAINS**

UM has made great strides in the weight room since the arrival of Coach Jim Larrañaga and former strength & conditioning coach Jim Krumpus (left Miami in February 2013). When Krumpus first arrived at Miami in the spring of 2011, the team bench pressed an average of 231 pounds. By the fall of 2011, that number jumped to 257 lbs, and in the fall of 2012, the Canes are benching 270. In the vertical jump, the players averaged 32.4 inches in the spring of 2011, 34.4 inches in the fall of 2011 and are now at 35 inches. The team also averages 270 lbs. in the front squat. Some impressive individual numbers include: Bishop Daniels gained six inches on his vertical jump; Kenny Kadji lost 20 pounds and gained strength; Erik Swoope benches 340 pounds.

**MIAMI'S 2012-13 RECORD WHEN...**

Record	Overall	ACC
All games	28-6	15-3
Home	14-1	8-1
Away	10-3	7-2
Neutral	4-2	

November	4-1	
December	4-2	
January	8-0	7-0
February	7-1	7-1
March	5-2	1-2
April		

Vs. Top 10 opponents	1-2
Vs. Top 25 opponents	3-2
Vs. RV opponents	3-0
Vs. teams over .500 on game day	22-4
Vs. teams under .500 on game day	3-2
Vs. teams at .500 on game day	3-0
While UM is in the top 25	15-3
While UM is RV (only)	6-2
In overtime games	0-1

Leading at halftime	19-3
Trailing at halftime	7-3
Tied at halftime	2-0
Single overtime	0-1
Double overtime	--
Leading with 2:00 left in regulation	25-1
Trailing with 2:00 left in regulation	3-4
Tied with 2:00 left in regulation	0-1

UM shoots 50% or better from field	8-0
UM shoots 40-49% from field	18-2
UM shoots under 40% from field	2-4
Opp. shoots 50% or better from field	2-3
Opp. shoots 40-49% from field	11-2
Opp. shoots under 40% from field	15-1
UM shoots 70% or better from the line	14-2
UM shoots less than 70% from the line	14-4

UM hits more 3-point FGs	15-2
UM hits fewer 3-point FGs	13-4
3-point FGs are even	--

Four or more Canes in double figures	14-3
Three Canes score in double figures	10-2
Two or less Canes score in double figures	4-1

UM outrebounds opponent	21-2
Opp. outrebounds UM	6-4
Tied in rebounds	1-0
UM records 10 or more steals	4-1
UM records 15 or more assists	7-0
UM commits less than 15 turnovers	24-5
UM commits 15 or more turnovers	4-1
UM commits less turnovers than opp.	14-4
UM commits more turnovers than opp.	10-1
Tied in turnovers	4-1

UM scores 59 points or less	3-3
UM scores between 60-69 points	6-2
UM scores between 70-79 points	15-1
UM scores between 80-89 points	3-0
UM scores between 90-99 points	1-0
UM scores 100 or more points	--

Playing during the afternoon	10-2
Playing in the evening (5 p.m. or later)	18-4
Games decided by three points or less	3-3
Games decided by four to 10 points	9-0
Games decided by 11-20 points	9-3
Games decided by more than 20 points	7-0

**RION BROWN**

- Scored in double digits six times this year, including two-straight games against BC and UNC.
- Shot better than 43 percent from the field 10 times, including 81.8 percent (9-11) at Georgia Tech.
- Hit multiple 3-pointers eight times.

**JULIAN GAMBLE**

- Recorded two double-double this season and missed his third with 11 points and nine rebounds against Indiana State.
- Made at least 40 percent of his shots from the field in 26 games.
- Grabbed at least five rebounds in 17 games and 10+ three times.
- Has more or equal offensive rebounds than defensive rebounds in 13 games.
- Blocked a shot in 25 total games. He has recorded multiple blocks 20 times and at least four blocks six times.
- One of six Hurricanes to pull down double-digit rebounds in a game.

**REGGIE JOHNSON**

- Recorded four double-doubles in 24 games played this season.
- Scored in double digits six times.
- Grabbed at least nine rebounds in nine games.
- Dished out an assist in 17 of 25 games.
- Blocked a shot in 13 games, and recorded at least three blocked shots in three outings.
- One of six Hurricanes to pull down double-digit rebounds in a game.

**TONYE JEKIRI**

- Played at least six minutes in 23 of his 32 games.
- Pulled down a rebound in 23 games, including 18 of last 22 appearances.
- Grabbed at least two rebounds in 11 of 18 ACC outings.
- Scored at least two points in 13 of 18 ACC outings.

**KENNY KADJI**

- All-ACC Second Team
- Recorded eight double-doubles this season and missed a double-double by either one or two rebounds in five outings.
- Scored in double digits in 14 of last 17 games and in 26 games total.
- Shot better than 43 percent from the field in 20 outings, and better than 40 percent from distance 14 times.
- Hit multiple 3-pointers in 14 games. He has hit a three in all but eight games.
- Grabbed at least five rebounds in 25 games. He has recorded more or equal offensive rebounds than defensive rebounds in eight games.
- Blocked a shot in all but seven games. He has multiple blocks in 14 games and at least three in three outings.
- One of six Hurricanes to pull down double-digit rebounds in a game.

**SHANE LARKIN**

- ACC Tournament MVP, All-ACC First Team, ACC All-Defensive Team
- Has a steal in all but four games, and has multiple steals in 21 games. Has three or more steals in 11 games.
- Dished out three or more assists in 30 games, five or more 17 times and nine twice.
- Even as a 5-11 point guard, Shane Larkin has grabbed at least four rebounds in 18 games.
- Recorded a 3-pointer in all but four games and multiple threes in 19 games.
- Shot 50 percent or better from the field in 19 games and at least 55 percent in nine of last 14 outings.

**TREY MCKINNEY JONES**

- Scored in double digits in 18 total games, including six of last nine.
- Shot better than 45 percent from the field in 16 games and better than 32 percent from distance in 20 outings.
- Hit multiple 3-pointers in 17 games, including six in ACC Tournament Championship game.
- Leads the team with his 85.1 percent clip at the free throw line. He has been perfect from the line in 15 outings, topped with 7-of-7 at Hawai'i and 6-of-6 vs. Jacksonville.
- Dished out an assist in all but seven games, multiple assists in 16 games and set a career high mark of seven against Maryland.
- One of six Hurricanes to pull down double-digit rebounds in a game.

**DURAND SCOTT**

- ACC Defensive Player of the Year, ACC All-Defensive Team, All-ACC H.M.
- Has scored 10 or more points in 83 of his last 103 games and his 1,633 career points are among the top active ACC players.
- Shot 50 percent or better from the field in 14 games.
- Has drained multiple 3-pointers in 11 games.
- At least three assists in 15 games and at least four in 10 outings.
- Recorded multiple steals in 16 games.
- One of six Hurricanes to pull down double-digit rebounds in a game.

**MIAMI'S LARGEST IN 2012-13**

<b>Lead</b>	34 vs. Duke, 1/23
<b>Deficit</b>	26 vs. Arizona, 12/23
<b>Margin of Victory</b>	31 vs. Charlotte, 12/14
<b>Margin of Defeat</b>	19 vs. Arizona, 12/23
<b>Halftime Lead</b>	23 vs. Duke, 1/23
<b>Halftime Deficit</b>	13 at Wake Forest, 2/23
<b>Deficit in Win</b>	12 at Virginia Tech, 1/30
<b>Halftime Deficit in Win</b>	6 vs. La Salle, 1/2
<b>Lead in Loss</b>	13 vs. Georgia Tech, 3/6
<b>Halftime Lead in Loss</b>	11, vs. Georgia Tech, 3/6

**DOUBLE-DOUBLES in 2012-13**

<b>Julian Gamble</b>			
12/22/12	vs. Hawai'i	16 p	13 r
03/17/13	vs. North Carolina	11 p	10 r
<b>Reggie Johnson</b>			
11/09/12	vs. Stetson	22 p	11 r
11/28/12	vs. Michigan St.	10 p	11 r
12/01/12	at UMass	19 p	13 r
12/18/12	at UCF	16 p	13 r
<b>Kenny Kadji</b>			
11/09/12	vs. Stetson	12 p	12 r
11/24/12	vs. Detroit	14 p	11 r
01/02/13	vs. La Salle	14 p	11 r
01/05/13	at Georgia Tech	11 p	14 r
03/02/13	at Duke	17 p	10 r
03/06/13	vs. Georgia Tech	18 p	11 r
03/09/13	vs. Clemson	23 p	12 r
03/15/13	vs. Boston College	15 p	11 r
<b>Shane Larkin</b>			
1/23/13	vs. Duke	18 p	10 r
<b>Durand Scott</b>			
12/14/12	vs. Charlotte	16 p	12 r

**30-POINT GAMES IN 2012-13**

32	Durand Scott	3/16/13	vs. NC State
----	--------------	---------	--------------

**20-POINT GAMES IN 2012-13**

28	Shane Larkin	03/17/13	vs. North Carolina
27	Shane Larkin	11/16/12	vs. Jacksonville
25	Shane Larkin	03/02/13	at Duke
25	Shane Larkin	01/30/13	at Virginia Tech
25	Durand Scott	01/23/13	vs. Duke
23	Shane Larkin	3/16/13	vs. NC State
23	Kenny Kadji	03/09/13	vs. Clemson
22	Shane Larkin	02/27/13	vs. Virginia Tech
22	Shane Larkin	02/13/13	at Florida State
22	Kenny Kadji	01/23/13	vs. Duke
22	Reggie Johnson	11/09/12	vs. Stetson
22	Rion Brown	02/05/13	vs. Boston College
22	Rion Brown	01/05/13	at Georgia Tech
21	Durand Scott	03/22/13	vs. Pacific
20	Trey McKinney Jones	03/17/13	vs. North Carolina
20	Shane Larkin	03/15/13	vs. Boston College
20	Kenny Kadji	02/27/13	vs. Virginia Tech
20	Durand Scott	12/22/12	at Hawai'i

**LED (TIED) THE TEAM IN....**

	Points	Rebounds	Assists	Steals	Blocks
<b>Akpejori</b>	-	-	-	(1)	-
<b>Daniels</b>	-	-	-	1 (1)	-
<b>Brown</b>	2	1 (1)	-	(2)	(1)
<b>Gamble</b>	-	3 (3)	-	(1)	11 (7)
<b>Jekiri</b>	-	-	-	(1)	2 (1)
<b>Johnson</b>	2	10 (1)	-	(1)	3 (1)
<b>Kadji</b>	8	9 (4)	-	1 (1)	6 (10)
<b>Larkin</b>	10 (2)	2 (1)	25 (4)	10 (11)	-
<b>McKinney Jones</b>	2	1	2	4 (4)	-
<b>Scott</b>	8 (2)	2 (2)	3 (3)	5 (7)	(1)
<b>Swoope</b>	-	-	-	-	(1)

**KADJI FOUR-STRAIGHT DOUBLE-DOUBLES**

Senior forward Kenny Kadji posted four-straight double-doubles in March, and eight points and nine rebounds in the fifth game (vs. NC State). The native of Cameroon posted 17 points and 10 rebounds at Duke (Feb. 2), 18 points and 11 rebounds vs. Georgia Tech (Feb. 6), 23 points and 12 rebounds vs. Clemson (Feb. 9) and 15 points and 11 rebounds against Boston College (Feb. 15). In those five games, Kadji has averaged 16.2 points, 10.6 rebounds and 1.2 blocks in 33.2 minutes per game. He has posted 45.5 percent FG shooting, 31.0 percent from three and 81.5 percent at the line.

**FOUR 20+ POINT WINS IN ACC PLAY**

According to @STATS\_CBK: The @CanesHoops team has 4 conference wins this year by at least 20 pts. In its previous 8 seasons in the ACC, they had 5 such wins combined. This season Miami has defeated Duke (+27), North Carolina (+26), Florida State (+24) and Boston College (+22) at home. The Canes also downed Virginia Tech by 18.

**HOLDING OPPONENTS TO LESS THAN 50 PERCENT**

Miami has allowed only five opponents to shoot better than 50.0 percent from the field this season - NC State (53.8%), Wake Forest (54.2%), Duke (52.0%), Georgia Tech (51.7%), NC State (50.0%). Miami has hit more than half of its shots eight times, including 63.0 percent at Florida State and 56.9 percent vs. No. 1 Duke.

**MIAMI DEFEATS THE NORTH CAROLINA TRIANGLE**

For the first time in history, Miami defeated all three teams in The Triangle - North Carolina, Duke and North Carolina State - in the same season. In 2008, Miami downed both Duke and NC State, but couldn't topple UNC. The Canes have defeated the three teams (4x) by a total of 63 points, this season. In Miami's nine previous wins over teams in The Triangle, the Canes outscored those teams by a total of 58 points.

**CANES CONTINUE TOP 10 RANKING**

At No. 5/4 the Canes have now been ranked in the top 10 for seven-straight weeks, topping out at No. 2/2 on Feb. 18, 2013. Prior to this season, Miami had never been ranked in the top 10 more than two-straight weeks (1999 and 1960).

UM was ranked in the Top 25 for 12 straight weeks in 2001-02, starting at No. 24/23 on Dec. 24, 2001, peaking at No. 12/11 Feb. 4, 2002, and ending No. 21/21 on March 10, 2002.

In 2008-09, Miami was No. 17/16 in the preseason poll and held a top 25 ranking four weeks, until dropping out on Dec. 8, 2008. In 1998-99, Miami was in the top 25 for nine-straight weeks from Jan. 18, 1999 to the final poll.

On Jan. 28, Miami made a historic climb in the national polls jumping 11 spots in the AP Poll and entering the *USA TODAY* poll for the first time since December 2008, posting a No. 14/15 ranking. According to the Associated Press, Miami's climb in the AP Poll was tied for the second-largest since the poll expanded to 25 teams in 1989-90. Arizona holds the record for the biggest rise, jumping 15 spots in November 1995. Miami's late-January rise is the second-latest behind UConn's +12 jump in March of 2011 after winning the BIG EAST Tournament.

Miami was No. 2/2 on Feb. 18, marking the school's highest rank in both the AP and *USA TODAY*. Miami's highest AP rank was No. 8, on March 1, 1960 and highest *USA TODAY* rank was No. 10 on March 1, 1999.

**CANES IN THE PROS**

DeQuan Jones	Orlando Magic
James Jones	Miami Heat
John Salmons	Sacramento Kings
Jack McClinton	Fort Wayne Mad Ants (D-League)
Adrian Thomas	Bakersfield Jam (D-League)
Brian Asbury	Cajasol Banca Cívica Sevilla (Spain)
Malcolm Grant	Wollongong Hawks (Australia)
Lance Hurdle	Wollongong Hawks (Australia)
Anthony King	Artland Dragons (Germany)

**LARKIN IMPROVES IN YEAR TWO**

Sophomore Shane Larkin has drastically improved his stat line in his second year with the Canes, averaging 14.4 ppg, 4.6 assists, 3.9 rpg and 2.0 steals through 34 games.

Category	2011-12 (32g)	'12-13 (34g)
Points	7.4	14.4
FG Percent	36.0	48.1
3-Point Field Goals	32	64
Assists	81	155
Steals	50	69
Rebounds	2.5	3.9
Minutes	25.6	36.2

**MIAMI VS. THE ACC IN THE COACH L ERA**

After defeating NC State on Feb. 2 and Virginia on Feb. 19, Miami has defeated all 11 ACC opponents at least once in the Coach L era. In his first season at UM, Coach Larrañaga and the Canes defeated eight of their 11 ACC opponents at least once. Coach L added three more teams this season, downing both UNC and NC State on their home courts and Virginia in Coral Gables.

**SCORING FROM EVERYONE**

In Miami's 34 games, seven players have notched at least 15 points in a game. Durand Scott leads the way with 15 times, followed by 12 from Kenny Kadji and Shane Larkin.

- Durand Scott: 15 (5x), 16, 17 (4x), 18 (2x), 20, 21, 25
- Shane Larkin: 15 (2x), 18 (3x), 20, 22 (2x), 25 (2x), 27, 28
- Kenny Kadji: 15, 16, 17 (3x), 18 (3x), 19, 20, 22, 23
- Reggie Johnson: 15, 16, 19, 22
- Julian Gamble: 16 (2x)
- Rion Brown: 22 (2x)
- Trey McKinney Jones: 15, 18, 20

**COACHING COORDINATORS FOR UM**

Miami's assistant coaching staff is set up in a coordinator system, with Eric Konkol as the offensive coordinator, Michael Huger manning the defense and Chris Caputo handling the scout for every opponent.

**MBB INKS BURNETT AND REED TO NLI**

Jim Larrañaga announced the signing of Deandre Burnett and Davon Reed to National Letters of Intent, on Nov. 20. Burnett is a 2012 Parade All-American, one of only two players from the state of Florida and one of five Atlantic Coast Conference recruits to earn the honor.

Originally from Florida, Burnett is currently attending Massanutten Military Academy (Va.). At 6-1, 190 pounds, the shooting guard averaged 36.2 points, six rebounds and four assists per game as a senior at Carol City High School in Miami Gardens, Fla. The fourth leading scorer in the nation notched 45 points three times in his final prep season, earning first team Miami-Dade County honors as a junior while leading the Chiefs to an 18-4 record. He has averaged more than 20 points per game since his sophomore campaign. Burnett played AAU ball for Team U and is touted for his ability to attack the basket in transition, score through contact and pressure the ball full court. Burnett chose Miami over offers from Virginia, Mississippi, South Carolina, La Salle, FAU, Georgia Southern, FIU and Stetson. He is Larrañaga's third signee from the state of Florida, joining current Hurricanes sophomore Shane Larkin (Dr. Phillips) and freshman Tonye Jekiri (Champagnat).

Reed, a native of Princeton, N.J., is a four-star swingman listed as a Top 100 player (No. 97) by Rivals.com and No. 78 in the Class of 2013 by ESPN. He is the third-best talent in New Jersey and 18th best nationally at the shooting guard position, according to ESPN.com and Rivals ranks him as 24th among shooting guards. He is a 6-6, 195-pound guard who averaged 27 points and nine rebounds per game for Princeton Day School (N.J.) last season. He enters his senior season with 1,473 points in 78 career games, an 18.9 ppg clip. He is a multidimensional, athletic player who can handle the ball, has a solid shot and can defend the perimeter. He can play the 2 or the 3, and can defend the 1, 2 or 3 positions. This summer, Reed participated in the Kevin Durant Skills Academy and played the AAU circuit with Team Final from New Jersey. Reed chose Miami over offers from Wake Forest, Cincinnati, Xavier and Memphis, among others.

**UM Communications**

<b>Assoc. AD for Communications</b>	Chris Freet c.freet@miami.edu
<b>MBB Contact</b>	<b>Amy Woodruff</b> Assistant Director of Communications
<b>Work/Cell</b>	(305) 284-3241 / (813) 410-1194
<b>Email</b>	a.woodruff@miami.edu
<b>Website</b>	www.HurricaneSports.com

**2012-13 UM Quick Facts**

<b>Location</b>	Coral Gables, Fla.
<b>Stadium</b>	BankUnited Center
<b>Press Row</b>	305-284-2111
<b>Capacity</b>	7,200
<b>Enrollment</b>	15,524
<b>Founded</b>	1925
<b>Colors</b>	Orange, Green, White
<b>Nickname</b>	Hurricanes
<b>Mascot</b>	Sebastian the Ibis
<b>Conference</b>	Atlantic Coast
<b>President</b>	Dr. Donna E. Shalala
<b>Director of Athletics</b>	Blake James
<b>Address</b>	5821 San Amaro Drive Coral Gables, Fla. 33146

<b>2012-13 Overall Record</b>	28-6
<b>Home/Away/Neutral</b>	14-1/10-3/4-2
<b>2012-13 ACC Record</b>	15-3
<b>2012-13 ACC Finish</b>	1
<b>Starters Returning / Lost</b>	4/1
<b>Lettermen Returning / Lost</b>	10/2

<b>Head Coach</b>	Jim Larrañaga
<b>Alma Mater</b>	Providence, 1971
<b>Record at UM</b>	48-19 / second season
<b>Overall Record</b>	518-353 / 29th season

**STAFF**

Eric Konkol	Wisconsin-Eau Claire, '00
Michael Huger	Bowling Green, '94
Chris Caputo	Westfield (Mass.) State, '02
Director of Operations	Mike Summey
Assoc. Director of Operations	Jaime Vathielil
Athletic Trainer	Wes Brown
Strength & Conditioning Coach	Sean Muldoon

**HISTORY**

<b>First Season of Basketball</b>	1926
<b>Overall All-Time Record</b>	920-689
<b>Year UM Joined ACC</b>	2004-05
<b>NCAA Appearances</b>	Seven
	1960, 1998, 1999, 2000, 2002, 2008, 2013
<b>Last NCAA Appearance</b>	L, 75-72
	Second Round vs. Texas, 2008
<b>NIT Appearances</b>	10
	1961, 1963, 1964, 1995, 1997, 2001, 2005, 2006, 2009, 2011
<b>Last NIT Appearance</b>	L, 79-64
	Quarterfinals vs. Alabama, 2011

**COMMUNICATIONS POLICIES**

All interview requests for assistant coaches or athletics department staff members must also be approved and cleared by the UM Communications office and/or basketball contact Amy Woodruff. Credential requests are taken via e-mail to Amy Woodruff (A.Woodruff@miami.edu). Any misuse of credentials will result in removal from the BankUnited Center and the permanent voiding of the credential. The UM locker room is closed at all times. For home games, Coach Larrañaga and a handful of Hurricane players will report to the media room for interviews following the opposing team's postgame press conference.

2012-13 Career Record Chasers

POINTS SCORED (FG-FT), CAREER

1. Rick Barry, 1962-65 (816-666)	2,298
<b>8. Durand Scott, 2009-p</b>	<b>1,607</b>

REBOUNDS, CAREER

1. Rick Barry, 1962-65	1,274
<b>7. Reggie Johnson, 2009-p</b>	<b>825</b>

BLOCKED SHOTS, CAREER

1. Constantin Popa, 1991-95	263
<b>t5. Julian Gamble, 2008-p</b>	<b>125</b>
<b>8. Reggie Johnson, 2009-p</b>	<b>113</b>
<b>12. Kenny Kadji, 2010-p</b>	<b>95</b>

ASSISTS, CAREER

1. Vernon Jennings, 1996-00	520
<b>5. Durand Scott, 2009-p</b>	<b>395</b>

GAMES STARTED, CAREER

<b>1. Durand Scott, 2009-p</b>	<b>121</b>
--------------------------------	------------

GAMES PLAYED, CAREER

1. Brian Asbury, 2005-09	130
<b>2. Durand Scott, 2009-p</b>	<b>128</b>
<b>4. Julian Gamble, 2008-p</b>	<b>125</b>

STEALS, CAREER

1. Kevin Norris, 1994-98	208
<b>7. Durand Scott, 2009-p</b>	<b>162</b>

FIELD GOALS MADE, CAREER

1. Rick Barry, 1962-65	816
<b>8. Durand Scott, 2009-p</b>	<b>566</b>

FREE THROWS MADE, CAREER

1. Rick Barry, 1962-65	666
<b>5. Durand Scott, 2009-p</b>	<b>383</b>

CANES ON THE ROAD IN THE ACC

This season Miami was 7-2 in ACC road games and 8-1 at home. Prior to this season, the Canes had totalled 16 ACC road wins, topping out at three - which UM accomplished in Larrañaga's first season - and in both 2005-06 and 2004-05. The seven road wins also tie the number of ACC regular-season road wins UM has had in the previous four years combined. Miami's seven home wins top last season and the 2007-08 season for most home ACC wins.

METEORIC RISE IN NATIONAL POLLS

According to research by The AP, Miami is the sixth school to ascend from unranked to the top five in four weeks or less since the AP Top 25 began in 1989-90. Connecticut was the last school to make the leap, doing so in 2010-11. Syracuse (2009-10), Georgia Tech (2003-04), Arizona (1995-96) and Kansas (1989-90) have also gone from unranked to the top five in four weeks or less.

MIAMI STARTS 13-0 IN ACC

Thanks to the ACC and AP for the following notes:

- Miami was the first ACC school not named Duke or North Carolina to start 13-0 in conference play since Virginia in 1981, when Coach L was an assistant with the Cavaliers. UVa. started that year 12-0. NC State went 12-0 in 1972-73.
- The last ACC team to go 13-0 was Duke in 2005-06.
- Prior to Miami's 13-0 start, no team besides Duke or UNC had started 13-0.

CANES & COACH L MAKE COMMITMENT

The University of Miami and Coach Jim Larrañaga have agreed to terms on a three-year contract extension that will run through April 30, 2019. Larrañaga's extension adds three years to his existing five-year contract which began in April 2011.

LARRAÑAGA EARNS 500th WIN

Head coach Jim Larrañaga is in his 29th season as a head

coach, posted his 500th win at Georgia Tech on Jan. 5 in Atlanta. Entering the 2012-13 season, Coach L was tied for 20th on the list of winningest active Division-I head coaches. Currently 17 active D-I coaches have 500 wins.

GAMBLE STEPS UP IN ABSENCE OF JOHNSON

Julian Gamble moved into the starting lineup in the absence of Reggie Johnson and took full advantage of the opportunity. In nine games without Johnson, Gamble more than doubled his point production and increased his rebounds from less than two per game to 7.6 each night. A year ago, Gamble didn't know if he'd be granted a sixth year of eligibility with the Canes. In his senior campaign, the native of Durham is posting career numbers, topping his junior year stats.

	First 8 games	W/out Reggie	Jr. Year
Minutes	13.0	27.0	15.2
Points	4.3	8.9	4.0
Rebounds	1.8	7.5	3.4
Blocks	0.6	2.3	0.8

UNDEFEATED IN JANUARY

Miami was a perfect 8-0 in January, posting a 7-0 ACC record. The last time UM was undefeated for an entire month was November 2009, when Miami was 7-0 in non-conference play. In conference action, Miami was 8-0 in February 1999.

GAMBLE HOSTS A 3.6-SECOND BLOCK PARTY

From the AP's @TimReynolds: Over one stretch of his Miami career, Julian Gamble played 73 minutes without a blocked shot. He blocked three in 3.6 seconds against Virginia.

LARKIN'S STATS VS. NO. 1 DUKE ON JAN. 23

Shane Larkin notched his first career double-double with 18 points (8-of-14) and 10 rebounds against Duke on Jan. 23. He added five assists and a steal in 36 minutes. Larkin is the first player with 18+ pts, 10+ reb, 5+ ast in win vs. No. 1 team since Dwyane Wade in 2003 regional final vs. Kentucky.

MIAMI IN NCAA STATS *As of March 18*

Category	Rank	Actual	National Leader	Actual
Won-Lost Percentage (345 ranked)	10	81.8	Gonzaga	93.9
Final Points (345 ranked)	76	2307.0	Iona	2663.0
Scoring Offense (345 ranked)	109	69.9	Northwestern St.	81.0
Scoring Defense (345 ranked)	42	60.7	Stephen F. Austin	51.0
Scoring Margin (345 ranked)	38	9.2	Gonzaga	18.2
Field-Goal Percentage (345 ranked)	50	46.0	Creighton	50.8
Field-Goal Percentage Defense (345 ranked)	49	39.9	Kansas	36.0
Three-Point Field Goals Per Game (345 ranked)	102	6.8	Iowa St.	9.8
Three-Point Field-Goal Percentage (345 ranked)	80	35.8	Creighton	42.1
Three Pt FG Defense (345 ranked)	116	32.6	Savannah St.	28.0
Free-Throw Percentage (345 ranked)	221	67.7	Davidson	80.1
Rebound Margin (345 ranked)	77	3.2	Colorado St.	12.1
Assists Per Game (345 ranked)	281	11.3	Ohio	17.7
Assist Turnover Ratio (345 ranked)	125	1.03	Michigan	1.55
Blocked Shots Per Game (345 ranked)	56	4.5	St. John's (NY)	7.4
Steals Per Game (345 ranked)	218	6.3	VCU	11.8
Final Opp Points (345 ranked)	253	2002.0	Longwood	2687.0
Turnovers Per Game (345 ranked)	17	10.9	Michigan	9.2
Turnover Margin (345 ranked)	121	1.0	VCU	8.0
Personal Fouls Per Game (345 ranked)	14	14.7	Western Ill.	12.6

HURRICANES IN NCAA STATS *As of March 18*

Category	Player	Rank	Actual	National Leader	Actual
Points Per Game (250 ranked)	Shane Larkin	243	14.6	Erick Green, Vatech	25.0
Field-Goal Percentage (250 ranked)	Shane Larkin	98	48.6	Taylor Smith, SFAust	69.2
Three-Point Field Goals Per Game (250 ranked)	Shane Larkin	235	1.91	Travis Bader, Oaklnd	4.19
Rebounds Per Game (250 ranked)	Kenny Kadji	197	7.0	O.D. Anosike, Siena	11.4
Assists Per Game (250 ranked)	Shane Larkin	101	4.4	Jason Brickman, LIU	8.5
Blocked Shots Per Game (250 ranked)	Julian Gamble	82	1.79	Nerlens Noel, Ky	4.42
	Kenny Kadji	150	1.33		
Steals Per Game (250 ranked)	Shane Larkin	45	2.0	Duke Mondy, Oaklnd	3.03
	Durand Scott	166	1.6		
Assist Turnover Ratio (250 ranked)	Shane Larkin	99	1.92	Dexter Strickland, UNC	3.33
Double Doubles (250 ranked)	Kenny Kadji	94	8.0	Mike Muscala, Bcknl	22.0

UNIVERSITY OF MIAMI

Academic Prestige

- No. 1 University in the state of Florida: Ranked No. 44 in the nation by *US News & World Report*
- Miami ranks No. 17 among BCS schools by *US News & World Report*
- UM, Northwestern and Duke are the only three BCS schools to record an APR score of 980 or better in football, men's basketball and baseball.
- University of Miami student-athletes have recorded a Graduation Success Rate (GSR) of 93 percent, the highest mark ever achieved for the school's athletics department. Miami basketball scored a 980 academic progress rate (APR), ranking in the 80-90th percentile nationally among men's basketball teams.

Graduation Rates

- Miami basketball has graduated 27 of 28 players over the last eight years
  - 25 of 25 of Coach L's players have graduated since 2006
- Small, Private School Environment**
- 75% of UM classes have 25 or fewer students; 50% of classes have 15 or fewer students
  - 11:1 student-to-faculty ratio
  - Less than 10,000 undergraduate students enrolled

Diversity

- Miami ranks fifth among BCS schools in diversity (behind Cal, Stanford, UCLA, and USC) - 49% of UM students are minorities.
- Miami is rated No. 3 in race and class interaction by Princeton Review Competitive Admissions
- 2,000 incoming freshmen out of a pool of 27,700 applications received
- 50% of new freshmen graduated in the top 5% of their class
- Average weighted GPA is 4.2





LAST 5 GAMES (5-0)

#	Player	gp-gs	min	avg	fg-fga	fg%	3fg-fga	3fg%	ft-fita	ft%	off	def	tot	avg	pf	dq	a	to	blk	stl	pts	avg
00	Shane Larkin	5-4	180	36.0	28-63	.444	12-30	.400	24-27	.889	3	18	21	4.2	11	0	27	14	0	12	92	18.4
01	Durand Scott	5-5	168	33.6	25-49	.510	10-20	.500	14-15	.933	3	9	12	2.4	11	1	9	8	1	5	74	14.8
35	Kenny Kadji	5-5	135	27.0	17-43	.395	6-21	.286	19-26	.731	13	26	39	7.8	10	0	5	6	5	3	59	11.8
04	Trey McKinney Jones	5-5	154	30.8	18-41	.439	12-25	.480	5-6	.833	0	17	17	3.4	7	0	6	2	0	4	53	10.6
45	Julian Gamble	5-5	105	21.0	15-20	.750	0-0	.000	6-14	.429	8	15	23	4.6	8	0	2	6	6	0	36	7.2
15	Rion Brown	5-0	108	21.6	10-21	.476	7-13	.538	4-4	1.000	3	5	8	1.6	13	0	4	4	0	3	31	6.2
42	Reggie Johnson	5-1	80	16.0	4-14	.286	0-0	.000	5-8	.625	11	17	28	5.6	9	0	4	10	0	2	13	2.6
23	Tonye Jekiri	5-0	39	7.8	4-7	.571	0-0	.000	3-4	.750	6	7	13	2.6	7	0	0	0	2	0	11	2.2
21	Erik Swoope	5-0	25	5.0	3-7	.429	0-0	.000	2-3	.667	2	1	3	0.6	2	0	0	0	0	1	8	1.6
10	Raphael Akpejori	2-0	4	2.0	0-0	.000	0-0	.000	0-0	.000	0	2	2	1.0	1	0	0	1	0	0	0	0.0
03	Steve Sorenson	1-0	1	1.0	0-0	.000	0-0	.000	0-0	.000	0	0	0	0.0	0	0	0	0	0	0	0	0.0
12	Justin Heller	1-0	1	1.0	0-0	.000	0-0	.000	0-0	.000	0	0	0	0.0	0	0	0	0	0	0	0	0.0
Team											8	7	15					2				
Total.....		5	1000		124-265	.468	47-109	.431	82-107	.766	57	124	181	36.2	79	1	57	53	14	30	377	75.4
Opponents.....		5	1000		107-254	.421	39-102	.382	51-85	.600	39	89	128	25.6	88	2	57	58	11	29	304	60.8

ACC TOURNAMENT (3-0)

#	Player	gp-gs	min	avg	fg-fga	fg%	3fg-fga	3fg%	ft-fita	ft%	off	def	tot	avg	pf	dq	a	to	blk	stl	pts	avg
00	Shane Larkin	3-3	116	30.7	23-45	.511	9-20	.450	16-18	.889	3	12	15	5.0	6	0	15	9	0	7	71	23.7
01	Durand Scott	3-3	108	36.0	17-33	.515	5-11	.455	8-9	.889	1	7	8	2.7	8	1	6	6	0	4	47	15.7
04	Trey McKinney Jones	3-3	92	30.7	12-26	.462	8-16	.500	3-4	.750	0	8	8	2.7	3	0	4	1	0	4	35	11.7
35	Kenny Kadji	3-3	82	27.3	9-25	.360	1-12	.083	11-15	.733	8	16	24	8.0	8	0	4	3	3	1	30	10.0
45	Julian Gamble	3-3	66	22.0	11-14	.786	0-0	.000	3-10	.300	4	11	15	5.0	5	0	0	3	5	0	25	8.3
15	Rion Brown	3-0	63	21.0	6-12	.500	3-7	.429	4-4	1.000	2	3	5	1.7	9	0	4	1	0	2	19	6.3
42	Reggie Johnson	3-0	37	12.3	2-8	.250	0-0	.000	1-2	.500	6	6	12	4.0	5	0	1	4	0	1	5	1.7
23	Tonye Jekiri	3-0	17	5.7	0-1	.000	0-0	.000	3-4	.750	4	1	5	1.7	4	0	0	0	0	0	3	1.0
21	Erik Swoope	3-0	19	6.3	1-4	.250	0-0	.000	0-1	.000	2	1	3	1.0	2	0	0	0	0	0	2	0.7
Team											5	5	10					1				
Total.....		3	600		81-168	.482	26-66	.394	48-67	.731	35	70	105	35.0	50	1	34	28	5	19	237	79.0
Opponents.....		3	600		71-155	.458	27-63	.429	37-57	.649	23	56	79	26.3	57	1	41	34	5	18	206	68.7

NEUTRAL SITES (4-2)

#	Player	gp-gs	min	avg	fg-fga	fg%	3fg-fga	3fg%	ft-fita	ft%	off	def	tot	avg	pf	dq	a	to	blk	stl	pts	avg
00	Shane Larkin	6-6	224	37.3	31-75	.413	12-35	.343	21-23	.913	4	20	24	4.0	8	0	31	14	0	17	95	15.8
01	Durand Scott	6-6	213	35.5	31-67	.463	12-27	.444	21-27	.778	5	16	21	3.5	16	1	9	12	0	9	95	15.8
35	Kenny Kadji	6-6	175	29.2	25-63	.397	3-19	.158	15-23	.652	14	24	38	6.3	13	0	5	5	6	2	68	11.3
04	Trey McKinney Jones	6-5	188	31.3	16-41	.390	10-24	.417	7-9	.778	2	27	29	4.8	7	0	7	5	0	6	49	8.2
45	Julian Gamble	6-6	136	22.7	19-30	.633	0-0	.000	6-19	.316	9	21	30	5.0	13	1	0	4	10	2	44	7.3
15	Rion Brown	6-1	137	22.8	13-33	.394	6-17	.353	5-7	.714	5	5	10	1.7	15	0	4	5	0	4	37	6.2
42	Reggie Johnson	4-0	61	15.3	4-13	.308	0-0	.000	4-6	.667	9	13	22	5.5	8	0	2	8	0	2	12	3.0
21	Erik Swoope	5-0	31	6.2	3-6	.500	0-0	.000	2-3	.667	2	1	3	0.6	3	0	0	0	0	2	8	1.6
23	Tonye Jekiri	6-0	40	6.7	3-7	.429	0-0	.000	3-4	.750	6	6	12	2.0	8	0	0	0	3	0	9	1.5
10	Raphael Akpejori	3-0	18	6.0	1-2	.500	0-0	.000	1-2	.500	2	4	6	2.0	2	0	0	2	0	0	3	1.0
03	Steve Sorenson	1-0	1	1.0	0-0	.000	0-0	.000	0-0	.000	0	0	0	0.0	0	0	0	0	0	0	0	0.0
12	Justin Heller	1-0	1	1.0	0-0	.000	0-0	.000	0-0	.000	0	0	0	0.0	0	0	0	0	0	0	0	0.0
Team											7	11	18					1				
Total.....		6	1225		146-337	.433	43-122	.352	85-123	.691	65	148	213	35.5	93	2	58	56	19	44	420	70.0
Opponents.....		6	1225		131-324	.404	50-132	.379	69-103	.670	58	141	199	33.2	106	1	69	74	9	30	381	63.5





# HEAD COACH JIM LARRAÑAGA

Second Season | Providence, 1971

Hometown: The Bronx, N.Y. | Head Coach: American International, 1977-79 | Bowling Green, 1986-97 | George Mason, 1997-2011 | Miami, 2011-present

## LARRAÑAGA'S CAREER

### Head Coach

2011-pres. Miami  
1997-2011 George Mason  
1986-97 Bowling Green  
1977-79 American International

### Assistant

1979-86 Virginia  
1971-76 Davidson

### Player / Coach

1977 Geronemo Basketball Club (Belgium)

## EDUCATION

Providence College, 1971, B.A. Economics  
Archbishop Malloy High School, 1967

## NCAA APPEARANCES

1999 - George Mason  
2001 - George Mason  
2006 - George Mason (Final Four)  
2008 - George Mason  
2011 - George Mason  
2013 - Miami

## NIT APPEARANCES

1990 - Bowling Green  
1991 - Bowling Green  
1997 - Bowling Green  
2002 - George Mason  
2004 - George Mason  
2009 - George Mason  
2012 - Miami

## PLAYING CAREER

Geronemo Basketball Club (Belgium) 1976-77  
Providence College, 1967-71  
Archbishop Molloy, 1963-67

## MISCELLANEOUS

Clair Bee Coach of the Year, 2006  
CAA Coach of the Year, 2011  
CAA Coach of the Year, 1999

## PERSONAL

Born: Oct. 2, 1949 Hometown: Bronx, N.Y.  
Wife: Liz Sons: Jay and Jon

Jim Larrañaga was named the 12th head coach of the University of Miami men's basketball program on April 22, 2011. In Year One at The U, the Canes posted a 20-13 record, making Larrañaga the first Miami head coach to record 20 wins in his inaugural season in Coral Gables. Under the new coaching staff, UM won nine games in conference play, the first time Miami has posted a winning record in ACC play since joining the conference for the 2004-05 season. The Canes ended the season tied for fourth in the ACC, another program-best accomplishment. On Feb. 5, 2012, Coach L & Co. did what no other hoops coach at Miami had done when he took the Canes into Cameron Indoor Stadium and defeated No. 7/5 Duke. Teetering on the edge of The Dance bubble, the Canes went 1-1 in the ACC Tournament and ended up in the NIT, defeating Valparaiso, but falling to Minnesota, the eventual NIT Championship runner-up.

Larrañaga came to Miami after serving as the head coach at George Mason for 14 seasons. He guided that program to five NCAA Tournament appearances (1999, 2001, 2006, 2008, 2011) - including an unprecedented run to the 2006 Final Four that captured the nation's attention, defeating Michigan State, North Carolina, Wichita State and UConn along the way. Following that run, he was selected the 2006 Clair Bee Coach of the Year. Larrañaga built the GMU Patriots' program into a perennial contender in the highly-regarded Colonial Athletic Association, winning more games than any other coach in program and conference history (273) en route to three conference titles (1999, 2001, 2008). A two-time CAA Coach of the Year honoree, Larrañaga earned the accolade in 2011, leading the Patriots to a 27-7 overall record and 16-2 conference mark en route to the CAA regular-season title and their fifth NCAA Tournament appearance under his leadership. Seeded a program-best eighth in the NCAA Tournament, George Mason rallied from a double-digit deficit to defeat ninth-seeded Villanova, 61-57, before falling to overall No. 1 seed Ohio State in the third round. In 2006,

Larrañaga became the first coach at a mid-major school to take his team to the Final Four in 27 years and earned an at-large berth for a CAA team for the first time in 20 years. Along the way, he led Mason to a school record in wins, the school's first national ranking, George Mason's first appearance in the Top 10 and the school's first wins over Top 10 teams.

With 29 years of head coaching experience, the native of Bronx, N.Y., previously served as the head coach at Bowling Green for 11 seasons (1986-1997) and at Division II American International for two seasons (1977-79).

His first coaching opportunity came at Davidson College, where he served as an assistant coach to Terry Holland. Davidson captured three Southern Conference regular-season championships and an NIT berth in his five years there, and he compiled a 47-12 record doubling as the freshman team coach. In 1976, he left Davidson and spent one season as player-coach for the Geronemo Basketball Club in Belgium.

A 1971 graduate of Providence College with a degree in economics, Larrañaga was a four-year letterman for the Friars. As the team captain in his senior season, he led Providence to a 20-8 record and an NIT appearance. He graduated as the school's fifth all-time leading scorer with 1,258 points and was selected in the sixth round of the draft by the Detroit Pistons of the National Basketball Association. He was the team's top scorer as a sophomore and junior and was named New England's Division I Sophomore of the Year in 1969. He was inducted into the Providence College Hall of Fame in 1991.

Larrañaga, 63, and his wife, Liz, have two sons - Jay, who played for his father at Bowling Green and is an assistant coach with the Boston Celtics, and Jon, who was a member of his father's George Mason teams from 1999-2003 - and four grandchildren.

## LARRAÑAGA'S CAREER RECORDS

School	Years	Overall	Conference
American International	1977-1979	27-26	none
Bowling Green	1986-1997	170-144	101-85
George Mason	1997-2011	273-164	165-79
Miami	2011-pres.	48-19	24-10
<b>Overall</b>	<b>29</b>	<b>518-353</b>	<b>290-174</b>

## COACH JIM LARRAÑAGA AT A GLANCE

2006 Clair Bee Coach of the Year  
2013 ACC Coach of the Year (media)  
2013 ACC Coach of the Year (coaches)  
2001 & 1999 CAA Coach of the Year  
1999 CAA Coach of the Year  
1997 MAC Coach of the Year  
Eight 20-win seasons

2013 Henry Iba Coach of the Year  
2013 USBWA District IV Coach of the Year  
Six NCAA tournament appearances  
2013, 2011, 2008, 2006, 2001, 1999  
Seven postseason NIT appearances  
2012, 2009, 2004, 2002, 1997, 1991, 1990

Six All-Atlantic Coast Conference selections  
Four ACC All-Tournament team selections  
Three coaches and two media ACC All-Defensive Team selections  
28 All-Colonial Athletic Conference selections  
Coached Shane Larkin - ACC Player of the Year, ACC Tournament MVP, USBWA All-District, Sporting News All-American, finalist for Cousy, Naismith & Wooden awards, All-ACC First Team and All-ACC Defensive Team  
Coached Durand Scott - ACC Defensive Player of the Year, ACC Tournament First Team, All-ACC Third Team  
Coached George Evans, who was a three-time CAA Player of the Year, the CAA Rookie of the Year, a three-time CAA Defensive Player of the Year and on the CAA All-Defensive Team three times.  
Two AP All-America (honorable mention) players  
Nine CAA All-Defensive Team selections  
Eight CAA All-Rookie Team selections  
Three Dean Ehlers Award winners - given to the CAA player who best meets the criteria of academic achievement, leadership and community service.  
12 All-MAC Conference selections  
Coached Antonio Daniels - MAC Player of the Year and MAC Freshman of the Year  
Two MAC Freshman of the Year selections  
Four MAC All-Freshman Team selections

## LARRAÑAGA YEAR-BY-YEAR

Year	School	Overall		Conference		Post-Season
		W-L	W-L	Finish	Season	
1977-78	American International	14-13				
1978-79	American International	13-13				
1986-87	Bowling Green	15-14	10-6	3		
1987-88	Bowling Green	12-16	7-9	t-5		
1988-89	Bowling Green	13-15	6-10	t-6		
1989-90	Bowling Green	18-11	9-7	t-3		NIT 0-1
1990-91	Bowling Green	17-13	9-7	t-4		NIT 0-1
1991-92	Bowling Green	14-15	8-8	5		
1992-93	Bowling Green	11-16	8-10	t-6		
1993-94	Bowling Green	18-10	12-6	t-2		
1994-95	Bowling Green	16-11	10-8	t-5		
1995-96	Bowling Green	14-13	9-9	t-6		
1996-97	Bowling Green	22-10	13-5	t-1		NIT 0-1
1997-98	George Mason	9-18	6-10	6		
1998-99	George Mason	19-11	13-3	1		NCAA 0-1
1999-00	George Mason	19-11	12-4	t-1		
2000-01	George Mason	18-12	11-5	3		NCAA 0-1
2001-02	George Mason	19-10	13-5	2		NIT 0-1
2002-03	George Mason	16-12	11-7	4		
2003-04	George Mason	23-10	12-6	3		NIT 2-1
2004-05	George Mason	16-13	10-8	6		
2005-06	George Mason	27-8	15-3	t-1		NCAA 4-1
2006-07	George Mason	18-15	9-9	5		
2007-08	George Mason	23-11	12-6	2		NCAA 0-1
2008-09	George Mason	22-11	13-5	2		NIT 0-1
2009-10	George Mason	17-15	12-6	4		CIT 0-1
2010-11	George Mason	27-7	16-2	1		NCAA 1-1
2011-12	Miami	20-13	9-7	t-4		NIT 1-1
2012-13	Miami	28-6	15-3	1		NCAA
<b>Overall</b>		<b>518-353</b>	<b>290-174</b>			

## THE LAST TIME A ...

**Player Scored 30 Points**

Miami Durand Scott (32), vs. NC State, 3/16/13  
 Opponent Ryan Kelly (36), at Duke, 3/2/13

**Player Scored 35 Points**

Miami Jack McClinton (35) vs. North Carolina, 3/15/09  
 Opponent Ryan Kelly (36), at Duke, 3/2/13

**Player Scored 40 Points**

Miami Darius Rice (43) vs. Connecticut, 1/20/03  
 Opponent Sean Singletary (41), Virginia, 3/1/08

**Two Players Scored 20 Points**

Miami Shane Larkin (28), Trey McKinney Jones (20) vs. North Carolina, 3/17/13  
 Opponent Omari Grier (27), Raymond Taylor (20) FAU, 12/17/11

**Three Players Scored 20 Points**

Miami Dwayne Collins (23), Brian Asbury (21), Jack McClinton (20) vs. Virginia Tech, 1/25/09  
 Opponent Travis Mays (40), Alvin Heggs (22), Lance Blanks (21), Texas, 2/22/89

**Five Players Scored in Double Figures**

Miami Durand Scott (18), Julian Gamble (16), Reggie Johnson (15), Shane Larkin (13), Kenny Kadji (13), at NC State, 2/2/13  
 Opponent Jon Scheyer (27), DeMarcus Nelson (19), Kyle Singler (12), Greg Paulus (12), Lance Thomas (10) Duke, 2/20/08

**Six Players Scored in Double Figures**

Miami Durand Scott (17), Rion Brown (15), Reggie Johnson (11), Shane Larkin (11), Trey McKinney Jones (11), DeQuan Jones (11) vs. Appalachian State, 12/30/11

**Player Grabbed 15 Rebounds**

Miami Reggie Johnson (20) vs. Florida Atlantic, 3/16/11  
 Opponent Gani Lawal (18), Georgia Tech, 2/10/10

**Two Players Grabbed 10 Rebounds**

Miami Kenny Kadji (12) and Reggie Johnson (11) vs. Stetson, 11/9/12  
 Opponent Marcus Ginyard (12), John Henson (12), North Carolina, 3/2/10

**Three Players Grabbed 10 Rebounds**

Miami Mark Richardson (11), Eric Brown (10), Joe Wylie (10) vs. FIU, 3/6/89  
 Opponent Matt Harpring (12), Dion Glover (10), Michael Maddox (10), Georgia Tech, 12/2/7/97

**Player Had 10 Assists**

Miami Durand Scott (10) vs. North Carolina Central, 11/14/09  
 Opponent Kendall Marshall (10), North Carolina, 3/11/11

**Player Had 10 Blocks**

Miami Anthony King (10) vs. Florida Atlantic, 11/29/04  
 Opponent Jarvis Varnado (10), Mississippi State, 12/13/07

**Player Had a Double-Double**

Miami Julian Gamble (11 pts, 10 rebs) vs. North Carolina, 3/17/13  
 Opponent CJ Leslie (18 pts, 12 rebs) at NC State, 2/2/13

**Player Had a Triple-Double**

Miami Anthony King (11 pts, 10 reb, 13 blks) vs. Florida Atlantic, 11/29/04  
 Opponent Brendan Haywood (18 pts, 14 reb, 10 blks), North Carolina, 12/4/00

**Two Players Had Double-Doubles**

Miami Reggie Johnson (22 pts, 11 rebs) & Kenny Kadji (12 pts, 12 rebs), vs. Stetson, 11/9/12  
 Opponent Hasheem Thabeet (19 pts, 14 reb), A.J. Price (13 pts, 11 reb), Connecticut, 11/23/08

**Team Scored 100 Points**

Miami 108 vs. Nova Southeastern, 11/16/09  
 Opponent 105, North Carolina, 1/31/07

**Team Scored 50 Points in a Half**

Miami 51, (2nd half) at Hawaii, 12/22/12  
 Opponent 51 (2nd half), UCF, 12/18/10

**Team Shot 50 Percent in Both Halves**

Miami .739 (17-23) / .542 (13-24) at Florida State, 2/13/13  
 Opponent .538 (14-26) / .500 (16-32) vs. Georgia Tech, 3/6/13

**Team Shot 60 Percent in a Half**

Miami .739 (17-23), first half, at Florida State, 2/13/13  
 Opponent .650 (13-20), second half, at NC State, 2/2/13

**Team Shot 70 Percent in a Half**

.739 (17-23), first half at Florida State, 2/13/13

**Team Shot 60 Percent in a Game**

Miami .638 (30-47), at Florida State, 2/13/13  
 Opponent .622 (23-37), Clemson, 12/21/08

**Team Shot Less Than 30 Percent in a Game**

Miami .291 (16-55), FGCU, 11/13/12  
 Opponent .297 (22-74), Duke, 1/23/13

Miami 87, Stetson 79 Game 1 BankUnited Center 11/09/12

Stetson 0-1 Player stats table with columns for #, fg, fga, 3-pt, fta, reb, etc.

TOTAL FG% 1st Half: 12-29 41.4% 2nd Half: 16-34 47.1% Game: 44.4%

Miami 1-0 Player stats table with columns for #, fg, fga, 3-pt, fta, reb, etc.

TOTAL FG% 1st Half: 11-28 39.3% 2nd Half: 21-33 63.6% Game: 52.5%

Officials: Jerry Heater, JB Caldwell, Brian Shey Technical fouls: Stetson-None. University of Miami-None. Attendance: 3160

Miami 77, Detroit 62 Game 4 BankUnited Center 11/24/12

DETROIT 2-2 Player stats table with columns for #, fg, fga, 3-pt, fta, reb, etc.

TOTAL FG% 1st Half: 11-32 34.4% 2nd Half: 10-27 37.0% Game: 35.6%

Miami 3-1 Player stats table with columns for #, fg, fga, 3-pt, fta, reb, etc.

TOTAL FG% 1st Half: 14-27 51.9% 2nd Half: 14-27 51.9% Game: 51.9%

Officials: Mike Eades, Ray Natili, Earl Walton Technical fouls: DETROIT-None. University of Miami-None. Attendance: 2946

Points in the paint-DETROIT 16,UM 42. Points off turnovers-DETROIT 11,UM 16. 2nd chance points-DETROIT 8,UM 12. Fast break points-DETROIT 4,UM 15.

FGCU 63, Miami 51 Game 2 Alico Arena 11/13/12

Miami 1-1 Player stats table with columns for #, fg, fga, 3-pt, fta, reb, etc.

TOTAL FG% 1st Half: 8-30 26.7% 2nd Half: 8-25 32.0% Game: 29.1%

FGCU 1-1 Player stats table with columns for #, fg, fga, 3-pt, fta, reb, etc.

TOTAL FG% 1st Half: 14-26 53.8% 2nd Half: 11-25 44.0% Game: 49.0%

Officials: Brian Shey, Frank Raposo and Jerry Heater Technical fouls: University of Miami-None. Florida Gulf Coast-None. Attendance: 4552

Miami 67, #13/14 Michigan State 59 Game 5 BankUnited Center 11/28/12

Michigan State 5-2 Player stats table with columns for #, fg, fga, 3-pt, fta, reb, etc.

TOTAL FG% 1st Half: 13-29 44.8% 2nd Half: 11-30 36.7% Game: 40.7%

Miami 4-1 Player stats table with columns for #, fg, fga, 3-pt, fta, reb, etc.

TOTAL FG% 1st Half: 11-24 45.8% 2nd Half: 10-20 50.0% Game: 47.7%

Officials: Roger Ayers, Les Jones, Ed Corbett Technical fouls: Michigan State-None. University of Miami-None. Attendance: 5791

Points in the paint-MSU 30,UM 14. Points off turnovers-MSU 13,UM 18. 2nd chance points-MSU 19,UM 10. Fast break points-MSU 2,UM 6.

Miami 73, Jacksonville 57 Game 3 BankUnited Center 11/16/12

Jacksonville Player stats table with columns for #, fg, fga, 3-pt, fta, reb, etc.

TOTAL FG% 1st Half: 8-23 34.8% 2nd Half: 12-27 44.4% Game: 40.0%

Miami Player stats table with columns for #, fg, fga, 3-pt, fta, reb, etc.

TOTAL FG% 1st Half: 8-15 53.3% 2nd Half: 15-24 62.5% Game: 59.0%

Officials: Patrick Adams, Doug Simmons, Ron Grover Attendance: 3135

Miami 75, UMass 62 Game 6 Mullins Center 12/01/12

Miami 5-1 Player stats table with columns for #, fg, fga, 3-pt, fta, reb, etc.

TOTAL FG% 1st Half: 11-27 40.7% 2nd Half: 14-25 56.0% Game: 48.1%

Massachusetts 3-3 Player stats table with columns for #, fg, fga, 3-pt, fta, reb, etc.

TOTAL FG% 1st Half: 9-35 25.7% 2nd Half: 9-28 32.1% Game: 28.6%

Officials: Sean Hull, Tim Kelly, Chuck Jones Technical fouls: University of Miami-None. Massachusetts-None. Attendance: 7004

Points in the paint-UM 32,UMASS 18. Points off turnovers-UM 6,UMASS 6. 2nd chance points-UM 6,UMASS 12. Fast break points-UM 4,UMASS 2.

Miami 77, Charlotte 46 Game 7 BankUnited Center

Table with columns for Player, FG, 3-pt, FT, Rebounds, etc. for Game 7.

Summary table for Game 7 including Totals, FG%, 3-Pt. FG%, and FT Throw %.

Score by Periods table for Game 7.

Officials: Brian Dorsey, Brian O'Connell, Ray Perone. Technical fouls: Charlotte-None. University of Miami-None.

Miami 72, UCF 50 Game 8 UCF Arena

Table with columns for Player, FG, 3-pt, FT, Rebounds, etc. for Game 8.

Summary table for Game 8 including Totals, FG%, 3-Pt. FG%, and FT Throw %.

Score by Periods table for Game 8.

Officials: Rick Crawford, Rick Hartzell, Zelon UCF. Technical fouls: University of Miami-None. University of None.

Miami 73, Hawai'i 58 Game 9 Stan Sheriff Center

Table with columns for Player, FG, 3-pt, FT, Rebounds, etc. for Game 9.

Summary table for Game 9 including Totals, FG%, 3-Pt. FG%, and FT Throw %.

Score by Periods table for Game 9.

Officials: Larry Spaulding, Mike Thibodeaux, Jason Baker. Technical fouls: University of Miami-None. Hawai'i-None.

No. 4/5 Arizona 69, Miami 50 Game 10 Stan Sheriff Center

Table with columns for Player, FG, 3-pt, FT, Rebounds, etc. for Game 10.

Summary table for Game 10 including Totals, FG%, 3-Pt. FG%, and FT Throw %.

Score by Periods table for Game 10.

Officials: JB Caldwell, Greg Nixon, Terry Moore. Technical fouls: Arizona-None. University of Miami-None.

Indiana State 57, Miami 55 (OT) Game 11 Stan Sheriff Center

Table with columns for Player, FG, 3-pt, FT, Rebounds, etc. for Game 11.

Summary table for Game 11 including Totals, FG%, 3-Pt. FG%, and FT Throw %.

Score by Periods table for Game 11.

Officials: Larry Spaulding, Greg Nixon, Ryan Wells. Technical fouls: Indiana State-None. University of Miami-None.

Miami 76, La Salle 59 Game 12 BankUnited Center

Table with columns for Player, FG, 3-pt, FT, Rebounds, etc. for Game 12.

Summary table for Game 12 including Totals, FG%, 3-Pt. FG%, and FT Throw %.

Score by Periods table for Game 12.

Officials: Bernard Clinton, Joe Lindsay, Jeff Clark. Technical fouls: La Salle-None. University of Miami-None.





#14/15 Miami 73, Va. Tech 64 Game 19 1/30/13 Cassell Stadium

Statistical table for Game 19: Miami 16-3, 7-0 vs Va. Tech 64. Includes player stats (Kenny Kadji, Julian Gamble, etc.), team totals, and game percentages (FG%, FT%, etc.).

Statistical table for Game 19: Virginia Tech 11-9, 2-5 vs Miami 73. Includes player stats (Joey van Zegeren, Jarell Eddie, etc.), team totals, and game percentages.

Officials: Karl Hess, Bryan Kersey, Brian Dorsey. Technical fouls: University of Miami-None. Virginia Tech-None. Attendance: 5436. Score by Periods table.

Points in the paint-UM 26,VT 16. Points off turnovers-UM 16,VT 12. 2nd chance points-UM 8,VT 6. Fast break points-UM 4,VT 12. Bench points-UM 11,VT 18. Score tied-3 times. Lead changed-8 times. Last FG-UM 2nd-00:40, VT 2nd-00:11. Largest lead-UM by 12 2nd-00:21, VT by 12 1st-05:56.

#14/15 Miami 79, #19 NC State 78 Game 20 2/2/13 PNC Arena

Statistical table for Game 20: Miami 17-3 (8-0 ACC) vs NC State 78. Includes player stats (Shane Larkin, Durand Scott, etc.), team totals, and game percentages.

Statistical table for Game 20: NC State 16-6 (5-4 ACC) vs Miami 79. Includes player stats (Purvis, Rodney, etc.), team totals, and game percentages.

Officials: James Luckie, Tim Kelly, Bernard Clinton. Technical fouls: University of Miami-Reggie Johnson. NC State-None. Attendance: 19557. Score by Periods table.

Points in the paint-UM 50,ST 44. Points off turnovers-UM 22,ST 8. 2nd chance points-UM 16,ST 8. Fast break points-UM 15,ST 17. Bench points-UM 15,ST 34. Score tied-1 time. Lead changed-4 times. Last FG-UM 2nd-00:00, ST 2nd-03:10. Largest lead-UM by 9 1st-13:45, ST by 10 2nd-13:53.

#8/11 Miami 72, Boston College 50 Game 21 2/5/13 BankUnited Center

Statistical table for Game 21: BC 10-12, 2-7 ACC vs Miami 72. Includes player stats (Odio, Eddie, etc.), team totals, and game percentages.

Statistical table for Game 21: Miami 18-3, 9-0 ACC vs Boston College 50. Includes player stats (Shane Larkin, Durand Scott, etc.), team totals, and game percentages.

Officials: Karl Hess, Mike Eades, Ray Natili. Technical fouls: Boston College-None. University of Miami-None. Attendance: 5149. Score by Periods table.

Points in the paint-BC 16,UM 26. Points off turnovers-BC 16,UM 9. 2nd chance points-BC 8,UM 11. Fast break points-BC 0,UM 5. Bench points-BC 6,UM 28. Score tied-1 time. Lead changed-0 times. Last FG-BC 2nd-00:14, UM 2nd-02:17. Largest lead-BC None, UM by 28 2nd-01:34.

#8/11 Miami 87, North Carolina 61 Game 22 2/9/13 BankUnited Center

Statistical table for Game 22: UNC 16-7 (6-4 ACC) vs Miami 87. Includes player stats (Hubert, Desmond, etc.), team totals, and game percentages.

Statistical table for Game 22: Miami 19-3 (10-0 ACC) vs North Carolina 61. Includes player stats (Kenny Kadji, Julian Gamble, etc.), team totals, and game percentages.

Officials: James Luckie, Tim Nestor, Gary Maxwell. Technical fouls: North Carolina-None. Miami-Julian Gamble. Attendance: 7972. Score by Periods table. Points in the paint-NC 18,UM 22. Points off turnovers-NC 9,UM 16. 2nd chance points-NC 13,UM 12. Fast break points-NC 7,UM 6. Bench points-NC 35,UM 21. Score tied-0 times. Lead changed-0 times. Last FG-NC 2nd-00:33, UM 2nd-00:17. Largest lead-NC None, UM by 28 2nd-01:16.

#3/4 Miami 74, Florida State 68 Game 23 2/13/13 Tucker Center

Statistical table for Game 23: Miami 20-3 (11-0 ACC) vs Florida State 68. Includes player stats (Kenny Kadji, Julian Gamble, etc.), team totals, and game percentages.

Statistical table for Game 23: FSU 13-11 (5-6 ACC) vs Miami 74. Includes player stats (White, Okaro, etc.), team totals, and game percentages.

Officials: Les Jones, Brian Dorsey, Tim Kelly. Technical fouls: University of Miami-None. Florida State-None. Attendance: 9007. Score by Periods table. Points in the paint-UM 36,FS 30. Points off turnovers-UM 21,FS 21. 2nd chance points-UM 4,FS 13. Fast break points-UM 10,FS 6. Bench points-UM 20,FS 27. Score tied-3 times. Lead changed-1 time. Last FG-UM 2nd-00:02, FS 2nd-00:04. Largest lead-UM by 12 2nd-13:05, FS by 11 1st-14:57.

#3/4 Miami at Clemson Game 24 2/17/13 Littlejohn Coliseum

Statistical table for Game 24: Miami 21-3, 12-0 ACC vs Clemson 50. Includes player stats (Julian Gamble, Kenny Kadji, etc.), team totals, and game percentages.

Statistical table for Game 24: Clemson 13-12, 5-8 ACC vs Miami 74. Includes player stats (Jennings, Milton, etc.), team totals, and game percentages.

Officials: Karl Hess, Tim Nestor, John Cahill. Technical fouls: University of Miami-None. Clemson-None. Attendance: 8998. Score by Periods table. Points in the paint-UM 24,CU 16. Points off turnovers-UM 4,CU 11. 2nd chance points-UM 8,CU 5. Fast break points-UM 2,CU 10. Bench points-UM 9,CU 3. Score tied-8 times. Lead changed-13 times. Last FG-UM 2nd-00:36, CU 2nd-02:00. Largest lead-UM by 6 1st-11:39, CU by 5 2nd-18:06.

#2/2 Miami 54, Virginia 50 Game 25 BankUnited Center 2/19/13

Virginia 18-8 (8-5 ACC) tot-fg 3-pt rebounds. # Player fg fga fg% fta ftr of de tot pf tp a to b s min

TOTAL FG% 1st Half: 9-26 34.6% 2nd Half: 11-26 42.3% Game: 38.5%
3-Pt. FG% 1st Half: 1-5 20.0% 2nd Half: 4-10 40.0% Game: 33.3%
F Throw % 1st Half: 3-4 75.0% 2nd Half: 2-4 50.0% Game: 62.5%

Miami 22-3 (13-0 ACC) tot-fg 3-pt rebounds. # Player fg fga fg% fta ftr of de tot pf tp a to b s min

TOTAL FG% 1st Half: 12-24 50.0% 2nd Half: 10-23 43.5% Game: 46.8%
3-Pt. FG% 1st Half: 0-4 0.0% 2nd Half: 1-3 33.3% Game: 14.3%
F Throw % 1st Half: 0-2 0.0% 2nd Half: 9-14 64.3% Game: 56.3%

Officials: Ray Natili, Doug Simrons, Raymond Stayons
Technical fouls: Virginia-None. University of Miami-None.
Attendance: 7972

Score by Periods 1st 2nd Total
Virginia 22 28 50
University of Miami 24 30 54

Points in the paint-VA 26,UM 34. Points off turnovers-VA 6,UM 4.
2nd chance points-VA 7,UM 8. Fast break points-VA 2,UM 2.
Bench points-VA 8,UM 20. Score tied-6 times. Lead changed-2 times.
Last FG-VA 2nd-00:14, UM 2nd-00:05.
Largest lead-VA by 1 2nd-13:06, UM by 7 1st-14:32.

Wake Forest 80, #2/2 Miami 65 Game 26 Lawrence Joel Coliseum 2/23/13

Miami 22-4, 13-1 ACC tot-fg 3-pt rebounds. # Player fg fga fg% fta ftr of de tot pf tp a to b s min

TOTAL FG% 1st Half: 12-32 37.5% 2nd Half: 13-32 40.6% Game: 39.1%
3-Pt. FG% 1st Half: 5-11 45.5% 2nd Half: 3-10 30.0% Game: 38.1%
F Throw % 1st Half: 0-1 0.0% 2nd Half: 7-12 58.3% Game: 53.8%

Wake Forest 12-14, 5-9 tot-fg 3-pt rebounds. # Player fg fga fg% fta ftr of de tot pf tp a to b s min

TOTAL FG% 1st Half: 16-28 57.1% 2nd Half: 10-20 50.0% Game: 54.2%
3-Pt. FG% 1st Half: 7-10 70.0% 2nd Half: 0-2 0.0% Game: 58.3%
F Throw % 1st Half: 3-6 50.0% 2nd Half: 18-25 72.0% Game: 67.7%

Officials: Roger Ayers, Brian O'Connell, Joe Lindsay
Technical fouls: University of Miami-None. Wake Forest-None.
Attendance: 12037

Score by Periods 1st 2nd Total
University of Miami 29 36 65
Wake Forest 42 38 80

Points in the paint-UM 32,WF 30. Points off turnovers-UM 9,WF 15.
2nd chance points-UM 9,WF 9. Fast break points-UM 2,WF 15.
Bench points-UM 22,WF 17. Score tied-2 times. Lead changed-6 times.
Last FG-UM 2nd-00:37, WF 2nd-02:29.
Largest lead-UM by 3 1st-17:10, WF by 19 1st-01:10.

#5/7 Miami 76, Virginia Tech 58 Game 27 BankUnited Center 2/27/13

Va. Tech 12-16 (3-12) tot-fg 3-pt rebounds. # Player fg fga fg% fta ftr of de tot pf tp a to b s min

TOTAL FG% 1st Half: 7-26 26.9% 2nd Half: 14-27 51.9% Game: 39.6%
3-Pt. FG% 1st Half: 1-7 14.3% 2nd Half: 2-9 22.2% Game: 18.8%
F Throw % 1st Half: 4-7 57.1% 2nd Half: 9-12 75.0% Game: 68.4%

Miami 23-4 (14-1) tot-fg 3-pt rebounds. # Player fg fga fg% fta ftr of de tot pf tp a to b s min

TOTAL FG% 1st Half: 10-23 43.5% 2nd Half: 13-23 56.5% Game: 50.0%
3-Pt. FG% 1st Half: 3-12 25.0% 2nd Half: 5-9 55.6% Game: 38.1%
F Throw % 1st Half: 15-17 88.2% 2nd Half: 7-13 53.8% Game: 73.3%

Officials: Bryan Kersey, Doug Simrons, Sean Hull
Technical fouls: Virginia Tech-None. Miami-None.
Attendance: 7434

Score by Periods 1st 2nd Total
Virginia Tech 19 39 58
Miami 38 38 76

Points in the paint-VT 18,UM 22. Points off turnovers-VT 7,UM 10.
2nd chance points-VT 13,UM 14. Fast break points-VT 2,UM 4.
Bench points-VT 21,UM 18. Score tied-1 time. Lead changed-0 times.
Last FG-VT 2nd-02:55, UM 2nd-02:18.
Largest lead-VT None, UM by 25 2nd-10:31.

No. 3 Duke 79, #5 Miami 76 Game 28 Cameron Indoor Stadium 3/2/13

Miami 23-5, 14-2 tot-fg 3-pt rebounds. # Player fg fga fg% fta ftr of de tot pf tp a to b s min

TOTAL FG% 1st Half: 15-32 46.9% 2nd Half: 13-32 40.6% Game: 43.8%
3-Pt. FG% 1st Half: 2-9 22.2% 2nd Half: 4-12 33.3% Game: 28.6%
F Throw % 1st Half: 4-4 100% 2nd Half: 10-13 76.9% Game: 82.4%

Duke 25-4, 12-4 tot-fg 3-pt rebounds. # Player fg fga fg% fta ftr of de tot pf tp a to b s min

TOTAL FG% 1st Half: 13-27 48.1% 2nd Half: 13-23 56.5% Game: 52.0%
3-Pt. FG% 1st Half: 5-13 38.5% 2nd Half: 6-10 60.0% Game: 47.8%
F Throw % 1st Half: 3-7 42.9% 2nd Half: 13-19 68.4% Game: 61.5%

Officials: Bryan Kersey, Jamie Luckie, Raymond Styons
Technical fouls: University of Miami-None. Duke-None.
Attendance: 9314

Score by Periods 1st 2nd Total
University of Miami 36 40 76
Duke 34 45 79

DU - Thornton fouled out at 6:01 in 2nd
Points in the paint-UM 36,DU 26. Points off turnovers-UM 8,DU 5.
2nd chance points-UM 20,DU 4. Fast break points-UM 0,DU 7.
Bench points-UM 10,DU 2. Score tied-9 times. Lead changed-13 times.
Last FG-UM 2nd-01:06, DU 2nd-01:55.
Largest lead-UM by 7 1st-06:34, DU by 10 2nd-01:55.

Georgia Tech 71, #6/7 Miami 69 Game 29 BankUnited Center 3/6/13

GT 16-13, 6-11 tot-fg 3-pt rebounds. # Player fg fga fg% fta ftr of de tot pf tp a to b s min

TOTAL FG% 1st Half: 14-26 53.8% 2nd Half: 16-32 50.0% Game: 51.7%
3-Pt. FG% 1st Half: 2-8 25.0% 2nd Half: 6-10 60.0% Game: 44.4%
F Throw % 1st Half: 2-3 66.7% 2nd Half: 1-3 33.3% Game: 50.0%

Miami 23-6, 14-3 tot-fg 3-pt rebounds. # Player fg fga fg% fta ftr of de tot pf tp a to b s min

TOTAL FG% 1st Half: 16-28 57.1% 2nd Half: 8-22 36.4% Game: 48.0%
3-Pt. FG% 1st Half: 5-8 62.5% 2nd Half: 1-10 10.0% Game: 33.3%
F Throw % 1st Half: 6-9 66.7% 2nd Half: 9-12 75.0% Game: 71.4%

Officials: Karl Hess, Bernard Clinton, Brian Dorsey
Technical fouls: Georgia Tech-None. Miami-None.
Attendance: 7394

Score by Periods 1st 2nd Total
Georgia Tech 32 39 71
Miami 43 26 69

Points in the paint-GT 32,UM 22. Points off turnovers-GT 16,UM 13.
2nd chance points-GT 8,UM 8. Fast break points-GT 8,UM 4.
Bench points-GT 14,UM 11. Score tied-4 times. Lead changed-5 times.
Last FG-GT 2nd-00:00, UM 2nd-02:36.
Largest lead-GT by 3 1st-15:27, UM by 13 2nd-18:50.

#6/7 Miami 62, Clemson 49 Game 30 BankUnited Center 3/9/13

Clemson (13-17,5-13) tot-fg 3-pt rebounds. # Player fg fga fg% fta ftr of de tot pf tp a to b s min

TOTAL FG% 1st Half: 10-24 41.7% 2nd Half: 8-21 38.1% Game: 40.0%
3-Pt. FG% 1st Half: 3-8 37.5% 2nd Half: 0-5 0.0% Game: 23.1%
F Throw % 1st Half: 2-6 33.3% 2nd Half: 8-11 72.7% Game: 58.8%

Miami (24-6,15-3) tot-fg 3-pt rebounds. # Player fg fga fg% fta ftr of de tot pf tp a to b s min

TOTAL FG% 1st Half: 9-24 37.5% 2nd Half: 10-21 47.6% Game: 42.2%
3-Pt. FG% 1st Half: 4-12 33.3% 2nd Half: 5-9 55.6% Game: 42.9%
F Throw % 1st Half: 3-4 75.0% 2nd Half: 12-15 80.0% Game: 78.9%

Score by Periods 1st 2nd Total
Clemson 25 24 49
Miami 25 37 62

Officials: Mike Eades, Raymond Styons, Tim Kelly
Technical fouls: Clemson-None. Miami-None.
Attendance: 7972
Points in the paint-CU 20,UM 12. Points off turnovers-CU 9,UM 10.
2nd chance points-CU 5,UM 12. Fast break points-CU 4,UM 2.
Bench points-CU 15,UM 16. Score tied-2 times. Lead changed-11 times.
Last FG-CU 2nd-01:00, UM 2nd-01:38.
Largest lead-CU by 4 1st-18:13, UM by 15 2nd-02:46.

#9/10 Miami 69, Boston College 58 Game 31
3/15/13 Greensboro Coliseum

Table with columns for Player, fg, fga, 3-pt, 3-ptfga, ft, fta, of, de, tot, pf, tp, a, to, b, s, min. Includes totals and game statistics like FG%, 3-Pt. FG%, F Throw %.

Table with columns for Player, fg, fga, 3-pt, 3-ptfga, ft, fta, of, de, tot, pf, tp, a, to, b, s, min. Includes totals and game statistics like FG%, 3-Pt. FG%, F Throw %.

Officials: Bryan Kersey, Tim Nestor, Sean Hull
Technical fouls: Boston College-None. University of Miami-None.
Attendance: 22169
Score by Periods 1st 2nd Total
Boston College 27 31 58
University of Miami 25 44 69

2013 ACC Tournament Game #5 - Quarterfinal
Points in the paint-BC 22,UM 30. Points off turnovers-BC 8,UM 14.
2nd chance points-BC 4,UM 12. Fast break points-BC 4,UM 10.
Bench points-BC 6,UM 9. Score tied-5 times. Lead changed-2 times.
Last FG-BC 2nd-00:37, UM 2nd-00:17.
Largest lead-BC by 5 2nd-19:26, UM by 13 1st-07:48.

#5/t4 Miami 78, Pacific 49 Game 34
3/22/13 Frank Erwin Center

Table with columns for Player, fg, fga, 3-pt, 3-ptfga, ft, fta, of, de, tot, pf, tp, a, to, b, s, min. Includes totals and game statistics like FG%, 3-Pt. FG%, F Throw %.

Table with columns for Player, fg, fga, 3-pt, 3-ptfga, ft, fta, of, de, tot, pf, tp, a, to, b, s, min. Includes totals and game statistics like FG%, 3-Pt. FG%, F Throw %.

Officials: Antinio Perry, Kelly Self, Byron Jarrett
Attendance: 13784
Score by Periods 1st 2nd Total
Pacific 19 30 49
University of Miami 40 38 78
Points in the paint-PACIFIC 12,UM 22. Points off turnovers-PACIFIC 8,UM 13.
2nd chance points-PACIFIC 5,UM 12. Fast break points-PACIFIC 0,UM 0.
Bench points-PACIFIC 15,UM 28. Score tied-1 time. Lead changed-1 time.
Last FG-PACIFIC 2nd-03:22, UM 2nd-00:28.
Largest lead-PACIFIC by 2 1st-19:13, UM by 31 2nd-06:51.

#9/10 Miami 81, NC State 71 Game 32
3/16/13 Greensboro Coliseum

Table with columns for Player, fg, fga, 3-pt, 3-ptfga, ft, fta, of, de, tot, pf, tp, a, to, b, s, min. Includes totals and game statistics like FG%, 3-Pt. FG%, F Throw %.

Table with columns for Player, fg, fga, 3-pt, 3-ptfga, ft, fta, of, de, tot, pf, tp, a, to, b, s, min. Includes totals and game statistics like FG%, 3-Pt. FG%, F Throw %.

Officials: Tim Nestor, Jamie Luckie, Les Jones
Technical fouls: NC State-None. University of Miami-None.
Attendance: 22169
Score by Periods 1st 2nd Total
NC State 29 42 71
University of Miami 41 40 81
2013 ACC Tournament Game #9 - Semifinal

Points in the paint-ST 32,UM 32. Points off turnovers-ST 9,UM 15.
2nd chance points-ST 8,UM 18. Fast break points-ST 6,UM 4.
Bench points-ST 9,UM 5. Score tied-0 times. Lead changed-0 times.
Last FG-ST 2nd-01:28, UM 2nd-02:26.
Largest lead-ST None, UM by 19 1st-01:18.

#9/10 Miami 87, NC State 77 Game 33
3/17/13 Greensboro Coliseum

Table with columns for Player, fg, fga, 3-pt, 3-ptfga, ft, fta, of, de, tot, pf, tp, a, to, b, s, min. Includes totals and game statistics like FG%, 3-Pt. FG%, F Throw %.

Table with columns for Player, fg, fga, 3-pt, 3-ptfga, ft, fta, of, de, tot, pf, tp, a, to, b, s, min. Includes totals and game statistics like FG%, 3-Pt. FG%, F Throw %.

Officials: Bryan Kersey, Mike Eades, Roger Ayers
Technical fouls: North Carolina-None. University of Miami-None.
Attendance: 22169
Score by Periods 1st 2nd Total
North Carolina 41 36 77
University of Miami 44 43 87
2013 ACC Tournament Game #11 - Championship

Points in the paint-NC 20,UM 30. Points off turnovers-NC 13,UM 16.
2nd chance points-NC 7,UM 13. Fast break points-NC 4,UM 2.
Bench points-NC 5,UM 15. Score tied-10 times. Lead changed-15 times.
Last FG-NC 2nd-00:18, UM 2nd-01:36.
Largest lead-NC by 6 1st-11:42, UM by 10 2nd-00:39.



2000 (No. 6 seed — South Region) vs. No. 11 Arkansas, Nashville, Tenn.

ARKANSAS (19-15)

Table with 14 columns: #, Player, tot-fg, 3-pt, ft-fga, rebounds, pf, tp, a, to, blk, s, min. Rows include Johnson, Joe; Walker, Chris; Lane, Alonzo; Eddins, Blake; Gipson, Teddy; Tatum, Charles; Cleveland, T.J.; Dean, Brandon; Davis, Brandon; Gomez, Dionisio; Baker, Carl; Satchell, Larry; Team; TOTALS.

TOTAL FG% 1st Half: 7-27 (.259) 2nd Half: 17-32 (.531) Game: 407 DEADBALL
3-Pt. FG% 1st Half: 0-9 (.000) 2nd Half: 9-17 (.529) Game: 346 REBOUNDS
F Throw % 1st Half: 13-18 (.722) 2nd Half: 1-4 (.250) Game: 636 5

MIAMI HURRICANES (22-10)

Table with 14 columns: #, Player, tot-fg, 3-pt, ft-fga, rebounds, pf, tp, a, to, blk, s, min. Rows include Tyler, Elton; Salmons, John; Bland, Mario; Jennings, Vernon; Hemsley, Johnny; Hurd, Leroy; Coelho, Joao Paulo; Jones, James; Wimbley, Dwayne; Team; TOTALS.

TOTAL FG% 1st Half: 13-25 (.520) 2nd Half: 10-24 (.417) Game: 469 DEADBALL
3-Pt. FG% 1st Half: 3-6 (.500) 2nd Half: 4-6 (.667) Game: 583 REBOUNDS
F Throw % 1st Half: 8-10 (.800) 2nd Half: 14-22 (.636) Game: 688 4

Officials: David Hall, Tom Harrington, Verne Harris
Technical fouls: None
Attendance: 17297

Score by Periods table with columns: Score by Periods, 1st, 2nd, Total. Rows: Arkansas, Miami Hurricanes.

2000 (No. 6 seed — South Region) vs. No. 3 Ohio State, Nashville, Tenn.

MIAMI HURRICANES (23-10)

Table with 14 columns: #, Player, tot-fg, 3-pt, ft-fga, rebounds, pf, tp, a, to, blk, s, min. Rows include Tyler, Elton; Salmons, John; Bland, Mario; Jennings, Vernon; Hemsley, Johnny; Hurd, Leroy; Jones, James; Wimbley, Dwayne; Team; TOTALS.

TOTAL FG% 1st Half: 14-29 (.483) 2nd Half: 12-22 (.545) Game: 510 DEADBALL
3-Pt. FG% 1st Half: 4-10 (.400) 2nd Half: 2-4 (.500) Game: 429 REBOUNDS
F Throw % 1st Half: 4-5 (.800) 2nd Half: 13-14 (.929) Game: 895 1

OHIO STATE (23-7)

Table with 14 columns: #, Player, tot-fg, 3-pt, ft-fga, rebounds, pf, tp, a, to, blk, s, min. Rows include Redd, Michael; Reese, George; Johnson, Ken; Penn, Scoonie; Brown, Brian; Darby, Brent; Robinson, Doylan; Savovic, Boban; Ocokoljic, Kobe; Dudley, Will; Team; TOTALS.

TOTAL FG% 1st Half: 10-27 (.370) 2nd Half: 10-29 (.345) Game: 357 DEADBALL
3-Pt. FG% 1st Half: 2-8 (.250) 2nd Half: 2-10 (.200) Game: 222 REBOUNDS
F Throw % 1st Half: 9-13 (.692) 2nd Half: 9-13 (.692) Game: 692 3

Officials: Joseph Silvester, David Hall, Tom Wood
Technical fouls: None
Attendance: 17297

Score by Periods table with columns: Score by Periods, 1st, 2nd, Total. Rows: Miami Hurricanes, Ohio State.

2000 (No. 6 seed — South Region) vs. No. 11 Arkansas, Austin, Texas

TULSA (32-4)

Table with 14 columns: #, Player, tot-fg, 3-pt, ft-fga, rebounds, pf, tp, a, to, blk, s, min. Rows include Coley, Eric; Kurtz, Brandon; Harrington, Greg; Hill, Tony; Heard, Tony; Swanson, Dante; Shelton, David; Johnson, Kevin; McDaniel, DeAngelo; Team; TOTALS.

TOTAL FG% 1st Half: 12-31 (.387) 2nd Half: 14-25 (.560) Game: 464 DEADBALL
3-Pt. FG% 1st Half: 4-12 (.333) 2nd Half: 0-5 (.000) Game: 235 REBOUNDS
F Throw % 1st Half: 3-7 (.429) 2nd Half: 21-30 (.700) Game: 649 3

MIAMI HURRICANES (23-11)

Table with 14 columns: #, Player, tot-fg, 3-pt, ft-fga, rebounds, pf, tp, a, to, blk, s, min. Rows include Tyler, Elton; Salmons, John; Bland, Mario; Jennings, Vernon; Hemsley, Johnny; Hurd, Leroy; Coelho, Joao Paulo; El-Bassiouni, Tarik; Jones, James; Wimbley, Dwayne; Team; TOTALS.

TOTAL FG% 1st Half: 8-19 (.421) 2nd Half: 15-38 (.395) Game: 404 DEADBALL
3-Pt. FG% 1st Half: 4-5 (.800) 2nd Half: 6-12 (.500) Game: 588 REBOUNDS
F Throw % 1st Half: 3-7 (.833) 2nd Half: 10-15 (.667) Game: 714 2

Officials: Gerald Boudreaux, Edwin Edsall, Mike Sanzere
Technical fouls: None
Attendance: 16000

Score by Periods table with columns: Score by Periods, 1st, 2nd, Total. Rows: Tulsa, Miami Hurricanes.

2002 (No. 5 seed — West Region) vs. No. 12 Missouri, Albuquerque, N.M.

MISSOURI (22-11)

Table with 14 columns: #, Player, tot-fg, 3-pt, ft-fga, rebounds, pf, tp, a, to, blk, s, min. Rows include BRYANT, Travon; PAULDING, Rickey; JOHNSON, Arthur; GILBERT, Clarence; RUSH, Kareem; STOKES, Wesley; GAGE, Justin; KROENKE, Josh; FERGUSON, Jeffrey; ECHOLS, Najeeb; Team; TOTALS.

TOTAL FG% 1st Half: 14-33 (42.4%) 2nd Half: 12-28 (42.9%) Game: 42.6% DEADBALL
3-Pt. FG% 1st Half: 2-6 (33.3%) 2nd Half: 5-11 (45.5%) Game: 41.2% REBOUNDS
F Throw % 1st Half: 8-9 (88.9%) 2nd Half: 26-34 (76.5%) Game: 79.1% 5

MIAMI HURRICANES (24-8)

Table with 14 columns: #, Player, tot-fg, 3-pt, ft-fga, rebounds, pf, tp, a, to, blk, s, min. Rows include RICE, Darius; JONES, James; TYLER, Elton; BARNES, Marcus; SALMONS, John; SIMMONS, Michael; WATSON, Kahleaf; BERUMEN, Rafael; COELHO, Paulo; DJAHUE, Rodrigue; FRISBY, William; Team; TOTALS.

TOTAL FG% 1st Half: 9-30 (30.0%) 2nd Half: 14-38 (36.8%) Game: 33.8% DEADBALL
3-Pt. FG% 1st Half: 3-12 (25.0%) 2nd Half: 3-11 (27.3%) Game: 26.1% REBOUNDS
F Throw % 1st Half: 9-11 (81.8%) 2nd Half: 19-24 (79.2%) Game: 80.0% 4

Officials: Gerald Boudreaux-R, Tommy Nunez, Sid Rodeheffer
Technical fouls: None
Attendance: 16596

Score by Periods table with columns: Score by Periods, 1st, 2nd, Total. Rows: Missouri, Miami Hurricanes.

2008 (No. 7 seed — South Region) vs. No. 10 St. Mary's, Little Rock, Ark.

Saint Mary's 64 • 25-7

Table with columns: #, Player, Total FG-FGA, 3-Ptr FG-FGA, FT-FTA, Rebounds (Off Def Tot), PF, TP, A TO Blk Stl, Min. Includes player stats for O'LEARY, IAN, MILLS, PATRICK, etc.

FG % 1st Half: 11-27 40.7%, 2nd half: 11-32 34.4%, Game: 22-59 37.3%
3FG % 1st Half: 5-11 45.5%, 2nd half: 3-12 25.0%, Game: 8-23 34.8%
FT % 1st Half: 5-9 55.6%, 2nd half: 7-14 50.0%, Game: 12-23 52.2%

Miami 78 • 23-10

Table with columns: #, Player, Total FG-FGA, 3-Ptr FG-FGA, FT-FTA, Rebounds (Off Def Tot), PF, TP, A TO Blk Stl, Min. Includes player stats for LANCE HURDLE, DWAYNE COLLINS, etc.

FG % 1st Half: 12-31 38.7%, 2nd half: 16-32 50.0%, Game: 28-63 44.4%
3FG % 1st Half: 0-6 0.0%, 2nd half: 5-7 71.4%, Game: 5-13 38.5%
FT % 1st Half: 3-4 75.0%, 2nd half: 14-17 82.4%, Game: 17-21 81.0%

Officials: Ted Hillary, Rick Hartzell, Brent Meaux
Technical fouls: Saint Mary's-None, Miami-None.
Attendance: 16060
NCAA Tournament First Round

Score by periods table with columns: #, Player, 1st, 2nd, Total. Shows Saint Mary's 32, 32, 64 and Miami 27, 51, 78.

Last FG - SMC 2nd-00:14, UM 2nd-02:15.
Largest lead - SMC by 7 1st-16:00, UM by 15 2nd-10:25.

Points In Paint Off T/O 2nd Fast Bench table with values for SMC and UM.

Score tied - 7 times.
Lead changed - 6 times.

2008 (No. 7 seed — South Region) vs. No. 2 Texas, Little Rock, Ark.

Miami 72 • 23-11

Table with columns: #, Player, Total FG-FGA, 3-Ptr FG-FGA, FT-FTA, Rebounds (Off Def Tot), PF, TP, A TO Blk Stl, Min. Includes player stats for LANCE HURDLE, DWAYNE COLLINS, etc.

FG % 1st Half: 11-31 35.5%, 2nd half: 11-24 45.8%, Game: 22-55 40.0%
3FG % 1st Half: 3-11 27.3%, 2nd half: 6-11 54.5%, Game: 9-22 40.9%
FT % 1st Half: 7-8 87.5%, 2nd half: 12-14 85.7%, Game: 19-22 86.4%

Texas 75 • 30-6

Table with columns: #, Player, Total FG-FGA, 3-Ptr FG-FGA, FT-FTA, Rebounds (Off Def Tot), PF, TP, A TO Blk Stl, Min. Includes player stats for LANCE HURDLE, DWAYNE COLLINS, etc.

FG % 1st Half: 17-34 50.0%, 2nd half: 8-23 34.8%, Game: 25-57 43.9%
3FG % 1st Half: 9-16 56.3%, 2nd half: 4-10 40.0%, Game: 13-26 50.0%
FT % 1st Half: 0-0 0.0%, 2nd half: 12-21 57.1%, Game: 12-21 57.1%

Officials: Mike Kitts, Joe Lindsey, Patrick Adams
Technical fouls: Miami-None, Texas-None.
Attendance: 16060
NCAA Tournament Second Round

Score by periods table with columns: #, Player, 1st, 2nd, Total. Shows Miami 43, 32, 75 and Texas 18, 16, 34.

Last FG - UM 2nd-00:02, UT 2nd-04:15.
Largest lead - UM by 2 1st-19:47, UT by 17 2nd-10:53.

Points In Paint Off T/O 2nd Fast Bench table with values for UM and UT.

Score tied - 2 times.
Lead changed - 3 times.

2013 (No. 2 seed — East Region) vs. No. 15 Pacific, Austin, Texas

Pacific 49 • 22-13

Table with columns: #, Player, Total FG-FGA, 3-Ptr FG-FGA, FT-FTA, Rebounds (Off Def Tot), PF, TP, A TO Blk Stl, Min. Includes player stats for BEATTY, COLIN, FULTON, TRAVIS, etc.

FG % 1st Half: 7-24 29.2%, 2nd half: 11-30 36.7%, Game: 18-54 33.3%
3FG % 1st Half: 2-9 22.2%, 2nd half: 7-17 41.2%, Game: 9-26 34.6%
FT % 1st Half: 3-6 50.0%, 2nd half: 1-5 20.0%, Game: 4-11 36.4%

Miami 78 • 28-6

Table with columns: #, Player, Total FG-FGA, 3-Ptr FG-FGA, FT-FTA, Rebounds (Off Def Tot), PF, TP, A TO Blk Stl, Min. Includes player stats for KENNY KADJI, JULIAN GAMBLE, etc.

FG % 1st Half: 12-28 42.9%, 2nd half: 12-24 50.0%, Game: 24-52 46.2%
3FG % 1st Half: 5-11 45.5%, 2nd half: 7-11 63.6%, Game: 12-22 54.5%
FT % 1st Half: 11-13 84.6%, 2nd half: 7-8 87.5%, Game: 18-21 85.7%

Officials: Antonio Perry, Kelly Self, Byron Jarrett
Technical fouls: Pacific-None, Miami-None.
Attendance:
Second Round Games (Session I - East Regional)

Score by periods table with columns: #, Player, 1st, 2nd, Total. Shows Pacific 19, 30, 49 and Miami 40, 38, 78.


Last FG - PACIFIC 2nd-03:22, UM 2nd-00:28.
Largest lead - PACIFIC by 2 1st-19:13, UM by 31 2nd-06:51.

Points In Paint Off T/O 2nd Fast Bench table with values for PACIFIC and UM.

Score tied - 1 time.
Lead changed - 1 time.

2013 (No. 2 seed — East Region) vs. No. 7 Illinois, Austin, Texas

# 2012-13 Photo Roster



**25**  
**Garrius Adams**  
Sr. | G | 6-6 | 195  
Apex, N.C.  
Middle Creek




**10**  
**Raphael Akpejori**  
Jr. | F | 6-10 | 236  
Lagos, Nigeria  
Sunrise Christian Academy (Kan.)




**15**  
**Rion Brown**  
Jr. | G | 6-6 | 200  
Hinesville, Ga.  
Liberty County



**45**  
**Julian Gamble**  
Sr. | F/C | 6-10 | 250  
Durham, N.C.  
Southern Durham




**12**  
**Justin Heller**  
Jr. | G | 6-2 | 180  
Boca Raton, Fla.  
West Boca Raton Community




**Tonye Jekiri**  
Fr. | C | 7-0 | 227  
Hialeah, Fla.  
Champagnat Catholic School




**42**  
**Reggie Johnson**  
Sr. | C | 6-10 | 292  
Winston-Salem, N.C.  
Winston-Salem Prep




**35**  
**Kenny Kadji**  
Sr. | F/C | 6-11 | 242  
Douala, Cameroon  
Pendleton/IMG/Florida



**0**  
**Shane Larkin**  
So. | G | 5-11 | 176  
Orlando, Fla.  
Dr. Phillips (Fla.)




**4**  
**Trey McKinney Jones**  
Sr. | G | 6-5 | 220  
Milwaukee, Wis.  
South Milwaukee/UMKC



**1**  
**Durand Scott**  
Sr. | G | 6-5 | 203  
The Bronx, N.Y.  
Rice High



**3**  
**Steve Sorenson**  
Fr. | G | 6-0 | 151  
Dallas, Texas  
Mark's School of Texas



**21**  
**Erik Swoope**  
Jr. | F | 6-6 | 233  
Lake Elsinore, Calif.  
Harvard-Westlake



**Jim Larranaga**  
Head Coach



**Eric Konkol**  
Assistant Coach



**Michael Huger**  
Assistant Coach



**Chris Caputo**  
Assistant Coach



**Mike Summey**  
Director of Operations



# GARRIUS ADAMS

Senior | Guard | 6-6 | 195

Apex, N.C. | Middle Creek

# #25

## Adams Season / Career Highs

### Points

Season: --  
Career: 16, at UNGC 02/15/11

### Rebounds

Season: --  
Career: 9, vs. Virginia 2/5/11

### Assists

Season: --  
Career: 6, vs. McNeese State 11/24/10

### Steals

Season: --  
Career: 3, (4x) last at Ole Miss 11/25/11

### Blocked Shots

Season: --  
Career: 2, (2x) last vs. Boston College 1/19/10

### Field Goals

Season: --  
Career: 6, at UNGC 2/15/11

### Field Goal Attempts

Season: --  
Career: 11, at UNGC 2/15/11

### Free Throws

Season: --  
Career: 7, vs. UCF 12/18/10

### Free Throw Attempts

Season: --  
Career: 12, vs. UCF 12/18/10

### 3-Point Field Goals

Season: --  
Career: 4 (2x) last at West Virginia 12/10/11

### 3-Point Field Goal Attempts

Season: --  
Career: 7 (4x) last vs. FGCU 11/22/11

### Foul Disqualifications

Season: --  
Career: 1, vs. Tennessee Tech 11/11/11

### Minutes

Season: --  
Career: 40, vs. Virginia 2/5/11

**As a Junior (2011-12):** In 19 games, averaged 4.5 points, 2.1 rebounds, 0.9 assists and 0.6 steals in 16.9 minutes per game ... Shot 39.7 percent from field, 34.0 from distance and 55.0 at the line ... Started first six games of season ... Sat out 14 games in January and February with lower extremity injury. Had surgery on Jan. 19 and returned to court Feb. 18 ... Posted 2.4 points, 0.6 rebounds in five ACC games ... Scored 6.5 ppg in two NIT games, playing 25.5 mpg ... Led (or tied) for team game highs in steals four times and in scoring, rebounding, assists and blocks once apiece ... Season highs include 15 points at West Virginia, eight rebounds vs. Tennessee Tech, three assists vs. Valparaiso, trio of steals at Ole Miss, four three-pointers made at West Virginia and 32 minutes at West Virginia and against Florida Gulf Coast.

**As a Sophomore (2010-11):** Played in all 36 games, with 24 starts - including stretch of 15 straight during ACC play (1/15-3/6) ... Averaged 7.3 points, 3.7 rebounds, 1.8 assists and 1.0 steal in 28.2 minutes per game ... Played at least 20 minutes in 33-of-36 games this season, with 1,014 minutes on hardwood, ranking 17th in program history ... Scored in double-figures 12 times, including seven times versus ACC opponents ... Grabbed five-plus boards 11 times, including season-high nine in overtime win against Virginia (2/5).

**As a Freshman (2009-10):** Averaged 3.8 points and 2.1 rebounds per game, playing in 32 games as true freshman -- tying Reggie Johnson for second-most appearances among UM freshmen in 2009-10 ... Started seven-straight games in ACC play -- also second most among UM freshmen, posting 3.9 points and 1.7 boards per outing versus conference opponents ... Knocked down three-pointer in seven of last 12 games ... Scored in double figures twice, including season- and game-high 13 points at Wake Forest (2/2) on season-best 4-of-8 shooting from field -- including season-best 3-for-5 from beyond the -- with three rebounds and steal.

**High School:** Ranked among the top 20 shooting guards by ESPN and among top 30 by *Scout* ... Averaged 21.8 points per game as a senior en route to setting Middle Creek High School scoring record in career points ... In 2009, named to N.C. Basketball Coaches Association District 5 All-District first team and *NCPreps.com* All-State Boys Basketball Team ... Competed in North Carolina/South Carolina All-Star Classic ... As a junior, averaged 18.2 points and 7.8 rebounds per game en route to NCHSAA 4-A All-State honors ... Coached by David Kushner ... Averaged 20.1 points per game with AAU team -- Garner Road, and was named to all-tournament team at Bob Gibbons Tournament of Champions in May 2008 ... Also recruited by Wake Forest, NC State, Virginia Tech and South Carolina.

**Personal:** First name is pronounced GARY-us ... Born Nov. 15, 1990 ... Son of Valerie and Gary Adams ... Brother to Deion, Ashley and Destiny ... Will graduate in June 2013 with a degree in sports administration ... Aspirations of becoming general manager of NBA team ... Off the court, enjoys music.

2009-10			
Opposition	P	R	A
NC Central	3	4	0
Nova Southeastern	10	2	0
Tulane	4	2	1
UNC Wilmington	0	0	0
South Carolina	3	2	0
FGCU	6	3	2
USC Upstate	1	3	1
Minnesota	2	1	1
at Boston College	4	1	1
SC State	5	4	1
at Stetson	4	5	0
FAU	9	2	1
NC A&T	1	8	1
Bethune-Cookman	6	2	0
at Pepperdine	5	1	2
Wake Forest	0	1	0
at Virginia Tech	6	2	1
at Virginia	0	1	0
Boston College	2	2	3
at Maryland	4	1	1
Virginia Tech	3	1	0
at Wake Forest	13	3	0
at Florida St.	5	3	1
Georgia Tech	6	3	0
at Clemson	5	0	2
Duke	2	2	0
Virginia	3	3	0
NC State	9	1	0
at North Carolina	0	1	0
Florida St.	0	2	0
Wake Forest	0	0	0
Duke	0	0	0

2010-11			
Opposition	P	R	A
Jacksonville	3	1	3
at Memphis	5	7	0
N.C. Central	10	3	2
at Rutgers	0	0	0
McNeese St.	11	4	6
at FGCU	13	5	1
Ole Miss	6	3	2
West Virginia	9	3	2
Stetson	4	2	5
UCF	7	5	0
Oral Roberts	10	2	0
Rice	9	4	3
Akron	4	1	1
Pepperdine	6	0	2
at Duke	0	3	0
at Clemson	14	5	3
BC	12	2	2
Florida St.	2	8	2
at NC State	2	2	2
UNC	12	3	1
at Virginia Tech	11	2	1
Georgia Tech	11	3	1
Virginia	8	9	2
at Wake Forest	8	4	1
Duke	9	6	2
at UNGC	16	4	2
Clemson	4	5	3
at BC	12	6	4
at Florida St.	7	8	3
Maryland	4	4	3
at Georgia Tech	7	1	1
Virginia Tech	10	5	2
UNC	0	3	1
FAU	4	2	1
Missouri St.	8	3	1
at Alabama	4	4	1

2011-12			
Opposition	P	R	A
TENNESSEE TECH	3	8	0
RUTGERS	9	3	2
UNF	14	5	2
FLA. GULF COAST	7	4	1
at Ole Miss	4	7	1
at Purdue	2	1	1
Memphis	0	0	0
at West Virginia	15	3	2
APPALACHIAN ST.	3	1	1
UNCG	0	1	1
WAKE FOREST	6	2	1
at Maryland	0	0	0
FLORIDA STATE	1	0	0
at NC State	5	1	0
BOSTON COLLEGE	0	0	1
at Georgia Tech	0	0	0
vs. Florida State	3	1	1
VALPARAISO	8	2	3
MINNESOTA	5	1	0

## ADAMS CAREER STATISTICS

Season	GP	GS	Min.	Avg.	Total			3-Point			Free Throws			Rebounds				Scoring							
					FGA	Pct.	FT	FGA	Pct.	FTA	Pct.	Off.	Def.	Tot.	Avg.	PF	FO	Ast.	TO	Blk	Stl	Pts.	Avg.		
2009-10	32	7	540	16.9	38	118	.322	26	89	.292	19	29	.655	19	47	66	2.1	20	0	19	25	6	23	121	3.8
2010-11	36	24	1014	28.2	88	227	.388	35	114	.307	51	75	.680	37	95	132	3.7	68	0	66	60	6	37	262	7.3
2011-12	19	6	319	16.8	29	73	.397	16	47	.340	11	20	.550	11	29	40	2.1	21	1	17	14	2	11	85	4.5
<b>TOTAL</b>	<b>87</b>	<b>37</b>	<b>1873</b>	<b>21.5</b>	<b>155</b>	<b>418</b>	<b>.371</b>	<b>77</b>	<b>250</b>	<b>.308</b>	<b>81</b>	<b>124</b>	<b>.653</b>	<b>67</b>	<b>171</b>	<b>238</b>	<b>2.7</b>	<b>109</b>	<b>1</b>	<b>102</b>	<b>99</b>	<b>14</b>	<b>71</b>	<b>468</b>	<b>5.4</b>





# RAPHAEL AKPEJIORI #10

Junior | Forward | 6-10 | 236

Lagos, Nigeria | Sunrise Christian Academy (Kan.)

## Akpejori Season / Career Highs Points

Season: 4, at Boston College, 1/16/13  
 Career: 8, vs. NC Central 11/19/10  
 ACC: 4 (2x) last at Boston College, 1/16/13

## Rebounds

Season: 4 (2x) last vs. Maryland, 1/13/13  
 Career: 7, at Purdue 11/29/11  
 ACC: 4 (3x) last vs. Maryland, 1/13/13

## Assists

Season: 1, vs. Florida State, 1/27/13  
 Career: 1 (3x), last vs. Florida State, 1/27/13  
 ACC: 1, vs. Florida State, 1/27/13

## Steals

Season: 1 (3x), last vs. Florida State, 1/27/13  
 Career: 1, (8x), last vs. Florida State, 1/27/13  
 ACC: 1 (5x), last vs. Florida State, 1/27/13

## Blocked Shots

Season: 2, vs. Charlotte, 12/14/12  
 Career: 4 (2x), last vs. UNF 11/19/11  
 ACC: 2, vs. Florida State, 1/19/11

## Field Goals

Season: 2, at Boston College, 1/16/13  
 Career: 3(2x) last vs. Tennessee Tech 11/11/11  
 ACC: 2 (2x) last at Boston College, 1/16/13

## Field Goal Attempts

Season: 3 (2x) last at Boston College, 1/16/13  
 Career: 4, UNF 11/19/11  
 ACC: 3 (3x) last at Boston College, 1/16/13

## Free Throws

Season: 1, vs. Arizona, 12/23/12  
 Career: 4, at Rutgers 11/21/10  
 ACC: 2, vs. Florida State, 1/19/11

## Free Throw Attempts

Season: 2, vs. Arizona, 12/23/12  
 Career: 4 (4x), last vs. Memphis 12/06/11  
 ACC: 3, at Duke, 1/2/11

## 3-Point Field Goals

Season: --

Career: --

ACC: --

## 3-Point Field Goal Attempts

Season: --

Career: --

ACC: --

## Foul Disqualifications

Season: --

Career: --

## Minutes

Season: 13, at Georgia Tech, 1/5/13

Career: 22, vs. UNF 11/19/11

ACC: 13, at Georgia Tech, 1/5/13

2010-11				2011-12			
Opposition	P	R	A	Opposition	P	R	A
Jacksonville	0	1	0	TENNESSEE TECH	7	3	0
at Memphis	2	1	0	RUTGERS	3	1	1
N.C. Central	8	5	0	UNF	5	4	0
at Rutgers	4	2	0	FLA. GULF COAST	0	0	0
McNeese St.	2	4	0	at Ole Miss	0	1	0
at FGCU	1	2	0	at Purdue	2	7	1
West Virginia	0	0	0	UMASS	6	3	0
Stetson	2	0	0	Memphis	2	2	0
UCF	1	1	0	at West Virginia	3	2	0
Oral Roberts	2	4	0	at Charlotte	0	0	0
Rice	0	2	0	APPALACHIAN ST.	0	0	0
Pepperdine	3	2	0	at North Carolina	2	1	0
at Duke	1	3	0	at Boston College	0	0	0
at Clemson	0	0	0	MARYLAND	4	1	0
Florida St.	2	0	0	VIRGINIA TECH	0	0	0
UNC	1	1	0	NORTH CAROLINA	0	0	0
at Virginia Tech	0	0	0	WAKE FOREST	0	0	0
at UNC	2	2	0	at Maryland	2	2	0
Maryland	0	0	0	FLORIDA STATE	0	4	0
at Alabama	0	1	0	at Georgia Tech	0	0	0
				vs. Florida State	0	1	0
				MINNESOTA	0	1	0

## All-ACC Academic Team

- Very strong and physical player who loves contact and has no regard for his own body
- Sets hard screens and rebounds at a good rate
- Majoring in mechanical engineering, taking classes such as applied thermodynamics and design of fluid & thermal systems. Three siblings are studying in Nigeria to be a civil engineer, chemical engineer and cell biology & genetics engineer.
- 185 test: 16 reps | Front squat: 330 | 1-step vertical: 33.5 | Bench max: 270
- Improved bench max from 215 to 270 and 185 test from 9-16 in 15 months under former strength coach Jim Krumpos
- Full name is Ethasor Raphael Akpejori ... Goes by Raphael ... First name is pronounced A-tha-saur ... Last name is pronounced AHK-peh-jour-ee
- Born Oct. 10, 1990
- Also recruited by Texas A&M, Colorado, USF and UCF

## As a Sophomore (2011-12):

- Averaged 3.1 points and 2.6 rebounds in first nine games of season
- Led (or tied) for team game highs in blocked shots three times and in rebounds once
- Averaged 11.9 minutes per game until return of Reggie Johnson
- Book Buster (3.0 GPA), Athletics Director Honor Roll (3.2 GPA), Dean's List (3.5 GPA)

## As a Freshman (2010-11):

- UM's second-most active player on glass, pulling down 18.5 percent of rebounds when in game - including 20.8 percent of defensive boards.

## High School

Kansas All-State Class 1-A honorable mention selection ... Rated as No. 64 power forward by ESPN ... Played AAU basketball for Baltimore Elite ... Played in international game during 2008 Jordan Brand Basketball Classic in New York City.

## CAREER STATISTICS

Season	GP	GS	Min.	Avg.	FG	Total			3-Point			Free Throws			Rebounds				PF	FO	Ast.	TO	Blk	Stl	Pts.	Avg.
						FGA	Pct.	FTG	FGA	Pct.	FT	FTA	Pct.	Off.	Def.	Tot.	Avg.									
2010-11	20	0	98	4.9	5	10	.500	0	0	.000	21	32	.656	13	18	31	1.6	16	0	0	5	12	2	31	1.6	
2011-12	22	3	147	6.7	13	27	.481	0	0	.000	10	17	.588	21	12	33	1.5	27	0	2	7	11	4	36	1.6	
2012-13	17	0	77	4.5	5	13	.385	0	0	.000	1	3	.333	6	14	20	1.2	8	0	1	3	3	3	11	0.6	
<b>TOTAL</b>	<b>59</b>	<b>3</b>	<b>322</b>	<b>5.5</b>	<b>23</b>	<b>50</b>	<b>.460</b>	<b>0</b>	<b>0</b>	<b>.000</b>	<b>32</b>	<b>52</b>	<b>.615</b>	<b>40</b>	<b>44</b>	<b>84</b>	<b>1.4</b>	<b>51</b>	<b>0</b>	<b>3</b>	<b>15</b>	<b>26</b>	<b>9</b>	<b>78</b>	<b>1.3</b>	

## AKPEJIORI 2012-13

Opponent	Date	GS	Min	FG	TOTAL			3-PTS			FREE THROWS			REBOUNDS				PF	FO	A	TO	Blk	Stl	Pts	Avg
					FGA	Pct	3FG	FGA	Pct	FT	FTA	Pct	Off	Def	Tot	Avg									
CHARLOTTE	12-14-12	3	1	2	.500	0	0	.000	0	1	.000	0	0	0	0.0	0	0	0	0	2	0	2	2.0		
at UCF	12-18-12	1	0	0	.000	0	0	.000	0	1	0.5	0	0	0	0	0	0	0	0	0	0	0	1.0		
at Hawai'i	12-22-12	4	0	0	.000	0	0	.000	0	0	.000	1	1	2	1.0	0	0	0	0	0	0	0	0.7		
vs Arizona	12-23-12	3	0	0	.000	0	0	.000	1	2	.500	0	1	1	1.0	0	0	0	0	0	0	1	0.8		
vs Indiana State	12-25-12	11	1	2	.500	0	0	.000	0	0	.000	2	1	3	1.4	1	0	0	1	0	0	2	1.0		
LA SALLE	01-02-13	3	0	0	.000	0	0	.000	0	0	.000	0	0	0	1.2	0	0	0	0	0	0	0	0.8		
at Georgia Tech	01-05-13	13	1	3	.333	0	0	.000	0	0	.000	1	3	4	1.6	4	0	0	1	0	1	2	1.0		
at North Carolina	01-10-13	7	0	0	.000	0	0	.000	0	0	.000	0	0	0	1.4	0	0	0	0	1	0	0	0.9		
MARYLAND	01-13-13	7	0	2	.000	0	0	.000	0	0	.000	2	2	4	1.7	1	0	0	0	0	1	0	0.8		
at Boston College	01-16-13	12	2	3	.667	0	0	.000	0	0	.000	0	2	2	1.7	0	0	0	0	0	0	4	1.1		
DUKE	01-23-13	2	0	0	.000	0	0	.000	0	0	.000	0	1	1	1.6	0	0	0	0	0	0	0	1.0		
FLORIDA STATE	01-27-13	2	0	0	.000	0	0	.000	0	0	.000	0	0	0	1.5	1	0	1	0	0	1	0	0.9		
BOSTON COLLEGE	02-05-13	2	0	1	.000	0	0	.000	0	0	.000	0	0	0	1.4	0	0	0	0	0	0	0	0.8		
NORTH CAROLINA	02-09-13	1	0	0	.000	0	0	.000	0	0	.000	0	0	0	1.3	0	0	0	0	0	0	0	0.8		
VIRGINIA TECH	02-27-13	2	0	0	.000	0	0	.000	0	0	.000	0	0	0	1.2	0	0	0	0	0	0	0	0.7		
CLEMSON	03-09-13	0	0	0	.000	0	0	.000	0	0	.000	0	0	0	1.1	0	0	0	0	0	0	0	0.7		
vs Pacific	03-22-13	4	0	0	.000	0	0	.000	0	0	.000	0	2	2	1.2	1	0	0	1	0	0	0	0.6		







# TONYE JEKIRI

Freshman | Center | 7-0 | 227

# #23

Hialeah, Fla. | Champagnat Catholic School

- Only played basketball for three years after moving to South Florida in September 2010 to begin hoops career
- Terrific learner who picks up concepts quickly
- Good passer for his size
- Developing his offensive game
- Can play with back to basket or step out for a 10-12-foot shot
- Runs the floor like a guard and has unstoppable motor
- Only scholarship freshman on the team, second Florida recruit in Larranaga era
- Acclimated himself well from Nigeria to US culture
- Chose jersey number 23 because July 23 is birthday
- 185 test: 9 reps | front squat: 245 | 1-step vertical: 31.5 | Bench max: 235
- Majoring in sports administration
- Born July 23, 1994 in Nigeria ... Given name is Tonye Frank Jekiri (TAHN-yay Ja-KEER-EE) ... Brother to Tammie, Omiebi and Boma
- Originally from Nigeria, Jekiri moved to South Florida in September 2010 to begin basketball career ... Previously played soccer
- Chose Miami over considerations from Virginia Tech, Clemson, Florida State, Auburn, Vanderbilt and Alabama
- Larranaga's second recruit from state of Florida, joining current Canes sophomore Shane Larkin from Orlando, Fla.

### High School

Rated 17th-best center in country by *ESPN.com* and No. 13 by *Scout.com* ... Averaged 20 points, 12 rebounds and 5 blocks per game as a senior ... Notched 45 points and 20 rebounds in regional semifinals and 18 points, 14 rebounds and six blocks in regional finals ... Led team to 2A state title game ... First team 2011-12 Boys Class 2A All-State team ... First team All-FHSAA Tournament at state championships ... *Orlando Sentinel's* 2011-12 All-Florida boys basketball team ... Averaged 14 points and 10 rebounds per game as a junior with Champagnat, first year of organized hoops ... Team MVP ... Team captain ... On AAU circuit, played for Team Breakdown ... Dominated at Source Hoops Elite Camp and led Team Breakdown to championships in Breakdown Hoops Festival and Big Shots Myrtle Beach I.

### Jekiri Career Highs

<b>Points</b>
Career: 6, vs. Pacific, 3/22/13
ACC: 4 (2x) last vs. Virginia Tech, 2/28/13
<b>Rebounds</b>
Career: 5, vs. Pacific, 3/22/13
ACC: 4 (2x) last vs. Boston College 2/5/13
<b>Assists</b>
Career: 1 (2x), last at Boston College, 1/16/13
ACC: 1, at Boston College, 1/16/13
<b>Steals</b>
Career: 1 (6x), last vs. Georgia Tech 3/6/13
ACC: 1 (4x), last vs. Georgia Tech 3/6/13
<b>Blocked Shots</b>
Career: 2 (3x) last vs. Pacific, 3/22/13
ACC: 2, vs. Virginia Tech, 2/28/13
<b>Field Goals</b>
Career: 3, vs. Pacific, 3/22/13
ACC: 2, vs. Florida State, 1/27/13
<b>Field Goal Attempts</b>
Career: 5, vs. Pacific, 3/22/13
ACC: 3 (2x), last vs. Florida State, 1/27/13
<b>Free Throws</b>
Career: 4, vs. Virginia Tech, 2/28/13
ACC: 4, vs. Virginia Tech, 2/28/13
<b>Free Throw Attempts</b>
Career: 6, vs. Virginia Tech, 2/28/13
ACC: 6, vs. Virginia Tech, 2/28/13
<b>3-Point Field Goals</b>
Career: --
ACC: --
<b>3-Point Field Goal Attempts</b>
Career: --
ACC: --
<b>Foul Disqualifications</b>
Career: --
<b>Minutes</b>
Career: 16, vs. Pacific, 3/22/13
ACC: 12 (2x) last vs. Florida State, 1/27/13

### CAREER STATISTICS

Season	GP	GS	Min.	Avg.	Total			3-Point			Free Throws			Rebounds				Scoring							
					FG	FGA	Pct.	FG	FGA	Pct.	FT	FTA	Pct.	Off.	Def.	Tot.	Avg.	PF	FO	Ast.	TO	Blk	Stl	Pts.	Avg.
2012-13	32	0	220	6.9	16	30	.533	0	0	.000	11	20	.550	26	24	50	1.6	35	0	3	10	11	6	43	1.3

### JEKIRI 2012-13

Opponent	Date	GS	Min	TOTAL			3-PTS			FREE THROWS			REBOUNDS				PF	FO	A	TO	Blk	Stl	Pts	Avg
				FG	FGA	Pct	3FG	FGA	Pct	FT	FTA	Pct	Off	Def	Tot	Avg								
at FGCU	11-13-12	9	0	0	.000	0	0	.000	1	2	.500	1	1	2	2.0	2	0	0	1	0	0	1	1.0	
JACKSONVILLE	11-16-12	6	0	0	.000	0	0	.000	0	1	.000	0	0	0	1.0	1	0	0	1	0	1	0	0.5	
MICHIGAN STATE	11-28-12	8	0	0	.000	0	0	.000	0	0	.000	0	2	2	1.3	1	0	0	0	0	0	0	0.3	
at Massachusetts	12-01-12	2	0	0	.000	0	0	.000	0	0	.000	0	0	0	1.0	0	0	0	0	0	0	0	0.3	
CHARLOTTE	12-14-12	11	0	0	.000	0	0	.000	0	0	.000	0	0	0	0.8	1	0	0	0	2	0	0	0.2	
at UCF	12-18-12	8	1	3	.333	0	0	.000	1	2	.500	2	0	2	1.0	4	0	0	0	0	0	0	3	0.7
at Hawai'i	12-22-12	9	0	0	.000	0	0	.000	0	0	.000	0	0	0	0.9	1	0	1	0	0	1	0	0.6	
vs Arizona	12-23-12	7	0	1	.000	0	0	.000	0	0	.000	1	1	2	1.0	3	0	0	0	1	0	0	0.5	
vs Indiana State	12-25-12	0	0	0	.000	0	0	.000	0	0	.000	0	0	0	0.9	0	0	0	0	0	0	0	0.4	
LA SALLE	01-02-13	3	0	0	.000	0	0	.000	0	0	.000	0	1	1	0.9	0	0	0	0	0	0	0	0.4	
at Georgia Tech	01-05-13	7	0	0	.000	0	0	.000	2	2	1.000	2	0	2	1.0	0	0	0	1	1	0	2	0.5	
at North Carolina	01-10-13	2	0	0	.000	0	0	.000	0	0	.000	1	0	1	1.0	0	0	0	0	0	0	0	0.5	
MARYLAND	01-13-13	7	1	2	.500	0	0	.000	0	0	.000	2	2	4	1.2	1	0	0	0	0	0	2	0.6	
at Boston College	01-16-13	7	0	0	.000	0	0	.000	0	0	.000	0	1	1	1.2	1	0	1	1	0	1	0	0.6	
DUKE	01-23-13	12	1	3	.333	0	0	.000	0	1	.000	1	1	2	1.3	0	0	0	1	1	1	2	0.7	
FLORIDA STATE	01-27-13	12	2	3	.667	0	0	.000	0	0	.000	1	1	2	1.3	3	0	0	2	1	0	4	0.9	
at Virginia Tech	01-30-13	6	1	1	1.000	0	0	.000	0	0	.000	0	1	1	1.3	1	0	0	0	0	0	2	0.9	
at NC State	02-02-13	6	0	0	.000	0	0	.000	0	0	.000	2	0	2	1.3	0	0	1	2	0	0	0	0.9	
BOSTON COLLEGE	02-05-13	10	1	2	.500	0	0	.000	0	2	.000	3	1	4	1.5	1	0	0	0	1	1	2	0.9	
NORTH CAROLINA	02-09-13	9	1	1	1.000	0	0	.000	0	0	.000	1	1	2	1.5	1	0	0	1	0	0	2	1.0	
at Florida State	02-13-13	7	1	2	.500	0	0	.000	0	0	.000	0	2	2	1.5	1	0	0	0	0	0	2	1.0	
at Clemson	02-17-13	2	0	0	.000	0	0	.000	0	0	.000	0	0	0	1.5	1	0	0	0	0	0	0	1.0	
VIRGINIA	02-19-13	5	1	2	.500	0	0	.000	0	0	.000	0	0	0	1.4	0	0	0	0	0	0	2	1.0	
at Wake Forest	02-23-13	7	1	1	1.000	0	0	.000	0	0	.000	2	1	3	1.5	2	0	0	0	0	0	2	1.1	
VIRGINIA TECH	02-27-13	7	0	0	.000	0	0	.000	4	6	.667	1	1	2	1.5	1	0	0	2	0	4	1.2		
at Duke	03-02-13	5	1	1	1.000	0	0	.000	0	0	.000	0	0	0	1.4	1	0	0	1	0	0	2	1.2	
GEORGIA TECH	03-06-13	7	0	1	.000	0	0	.000	0	0	.000	0	0	0	1.4	1	0	0	0	0	1	0	1.2	
CLEMSON	03-09-13	6	1	1	1.000	0	0	.000	0	0	.000	1	2	3	1.4	2	0	0	0	0	0	2	1.2	
vs Boston College	03-15-13	5	0	0	.000	0	0	.000	0	0	.000	1	0	1	1.4	2	0	0	0	0	0	0	1.2	
vs NC State	03-16-13	9	0	0	.000	0	0	.000	2	2	1.000	2	1	3	1.5	2	0	0	0	0	0	2	1.2	
vs North Carolina	03-17-13	3	0	1	.000	0	0	.000	1	2	.500	1	0	1	1.5	0	0	0	0	0	0	1	1.2	
vs Pacific	03-22-13	16	3	5	.600	0	0	.000	0	0	.000	1	4	5	1.6	1	0	0	0	2	0	6	1.3	


















# JUSTIN HELLER

Junior | Guard | 6-2 | 180

Boca Raton, Fla. | West Boca Raton Community

# #12

### Heller Career Highs

**Points**  
Career: 2, vs. Charlotte, 12/14/12

**Rebounds**  
Career: 3, vs. Charlotte, 12/14/12

**Assists**  
Career: 1 (2x) last vs. Florida State, 1/27/13

**Steals**  
Career: --

**Blocked Shots**  
Career: --

**Field Goals**  
Career: 1, vs. Charlotte, 12/14/12

**Field Goal Attempts**  
Career: 1 (5x), last vs. Florida State, 1/27/13

**Free Throws**  
Career: --

**Free Throw Attempts**  
Career: 2, vs. Charlotte, 12/14/12

**3-Point Field Goals**  
Career: --

**3-Point Field Goal Attempts**  
Career: 1 (2x) last vs. Florida State, 1/27/13

**Minutes**  
Career: 3, vs. Charlotte, 12/14/12

2011-12 Opposition	P	R	A
	at Charlotte	0	0
APPALACHIAN ST.	0	2	0
at Boston College	0	0	0
VIRGINIA TECH	0	0	0
WAKE FOREST	0	0	0
BOSTON COLLEGE	0	0	0
MINNESOTA	0	0	0

**As a Sophomore (2011-12):** Played in seven games, including four ACC matchups ... Attempted two shots, including one three pointer ... Grabbed a pair of defensive rebounds ... Season highs include one field goal attempt against Boston College and Wake Forest, one three-point attempt vs. Boston College, two rebounds against Appalachian State and two minutes vs. Appalachian State ... Book Buster (3.0 GPA) ... Athletics Director Honor Roll (3.2 GPA).

**As a Freshman (2010-11):** Walked onto team ... Practiced, but did not see any game time.

**High School:** After transferring to West Boca, played one year of varsity basketball for the Bulls ... Among top 30 three-point scorers in Palm Beach County in 2009-10 ... Bulls were only team to beat powerhouse Dwyer, the top-ranked high school in county, with 82-73 victory.

**Personal:** Born on Dec. 26, 1991 ... Son of Neal Heller and Liz Heller ... Brother to Anthony Anderson ... Majoring in finance, with aspirations of becoming a CEO ... Recruited by American and North Florida ... Nickname is J-Hell.

### CAREER STATISTICS

Season	GP	GS	Min.	Avg.	Total			3-Point			Free Throws			Rebounds				Scoring							
					FGA	Pct.	FG	FGA	Pct.	FT	FTA	Pct.	Off.	Def.	Tot.	Avg.	PF	FO	Ast.	TO	Blk	Stl	Pts.	Avg.	
2011-12	7	0	4	0.6	0	2	.000	0	1	.000	0	0	.000	0	2	2	0.3	0	0	0	1	0	0	0	0.0
2012-13	9	0	11	1.2	1	3	.333	0	1	.000	0	2	.000	0	4	4	0.4	1	0	2	2	0	0	2	0.2
<b>TOTAL</b>	<b>16</b>	<b>0</b>	<b>15</b>	<b>0.9</b>	<b>1</b>	<b>5</b>	<b>.200</b>	<b>0</b>	<b>2</b>	<b>.000</b>	<b>0</b>	<b>2</b>	<b>.000</b>	<b>0</b>	<b>6</b>	<b>6</b>	<b>0.4</b>	<b>1</b>	<b>0</b>	<b>2</b>	<b>3</b>	<b>0</b>	<b>0</b>	<b>2</b>	<b>0.1</b>

### HELLER 2012-13

Opponent	Date	GS	TOTAL			3-PTS			FREE THROWS			REBOUNDS				PF	FO	A	TO	Blk	Stl	Pts	Avg
			Min	FG	FGA	Pct	3FG	FGA	Pct	FT	FTA	Pct	Off	Def	Tot								
JACKSONVILLE	11-16-12	0	0	0	0	.000	0	0	.000	0	0	.000	0	0	0	0.0	0	0	0	0	0	0	0.0
CHARLOTTE	12-14-12	3	1	1	1	1.000	0	0	.000	0	2	.000	0	3	3	1.5	0	0	0	0	0	2	1.0
at UCF	12-18-12	1	0	0	0	.000	0	0	.000	0	0	.000	0	0	0	1.0	0	0	1	0	0	0	0.7
at Hawai'i	12-22-12	1	0	0	0	.000	0	0	.000	0	0	.000	0	0	0	0.8	0	0	0	0	0	0	0.5
DUKE	01-23-13	1	0	1	1	.000	0	0	.000	0	0	.000	0	0	0	0.6	1	0	0	1	0	0	0.4
FLORIDA STATE	01-27-13	1	0	1	1	.000	0	1	.000	0	0	.000	0	1	1	0.7	0	0	1	0	0	0	0.3
BOSTON COLLEGE	02-05-13	2	0	0	0	.000	0	0	.000	0	0	.000	0	0	0	0.6	0	0	0	1	0	0	0.3
NORTH CAROLINA	02-09-13	1	0	0	0	.000	0	0	.000	0	0	.000	0	0	0	0.5	0	0	0	0	0	0	0.3
vs Pacific	03-22-13	1	0	0	0	.000	0	0	.000	0	0	.000	0	0	0	0.4	0	0	0	0	0	0	0.2



# STEVE SORENSON

Freshman | Guard | 6-0 | 151

Dallas, Texas | Mark's School of Texas

# #3

### Sorenson Career Highs

**Points**  
Career: 1, vs. Duke 1/23/13

**Rebounds**  
Career: --

**Assists**  
Career: --

**Steals**  
Career: --

**Blocked Shots**  
Career: --

**Field Goals**  
Career: --

**Field Goal Attempts**  
Career: --

**Free Throws**  
Career: 1, vs. Duke 1/23/13

**Free Throw Attempts**  
Career: 1 (2x) last vs. Duke 1/23/13

**3-Point Field Goals**  
Career: --

**3-Point Field Goal Attempts**  
Career: --

**Minutes**  
Career: 3, vs. Charlotte, 12/14/12

**High School:** Named all-state by Texas Association of Basketball Coaches as a senior ... TABC academic all-state ... Two-time All-Southwest Preparatory Conference ... Trinity Valley Christian all-tournament team twice ... Team captain both junior and senior seasons ... Averaged 18 points, six assists, three rebounds, two steals in senior campaign ... Shot 50 percent from both field and distance in final season ... Team leadership award ... Invited to TABC all-star game and 2012 Showboat Classic ... Team MVP ... Notched 12 points, five assists, four rebounds and two steals per game sophomore season ... Shot 50 percent from field and 49 percent from three ... Most improved player sophomore season ... Three-year letterwinner ... Honor roll all four years.

**Personal:** Full name is Steven Lewis Sorenson, goes by Steve ... Born Dec. 30, 1993 in St. Louis, Mo. ... Son of Skip and Yvonne ... Brother to Erik, who was a walk-on with Virginia Tech basketball team from 2010-12 ... Played AAU ball for Dallas Heroes ... Majoring in business.

### CAREER STATISTICS

Season	GP	GS	Min.	Avg.	Total			3-Point			Free Throws			Rebounds				Scoring							
					FGA	Pct.	FG	FGA	Pct.	FT	FTA	Pct.	Off.	Def.	Tot.	Avg.	PF	FO	Ast.	TO	Blk	Stl	Pts.	Avg.	
2012-13	8	0	10	1.3	0	0	.000	0	0	.000	1	3	.333	0	0	0	0.0	0	0	0	3	0	0	1	0.1

### SORENSON 2012-13

Opponent	Date	GS	Min	TOTAL			3-PTS			FREE THROWS			REBOUNDS				PF	FO	A	TO	Blk	Stl	Pts	Avg
				FGA	Pct	FG	FGA	Pct	FT	FTA	Pct	Off	Def	Tot	Avg									
JACKSONVILLE	11-16-12	0	0	0	0	.000	0	0	.000	0	0	.000	0	0	0	0.0	0	0	0	0	0	0	0	0.0
CHARLOTTE	12-14-12	3	0	0	0	.000	0	0	.000	0	0	.000	0	0	0	0.0	0	0	0	0	0	0	0	0.0
at Hawai'i	12-22-12	1	0	0	0	.000	0	0	.000	0	1	.000	0	0	0	0.0	0	0	0	0	0	0	0	0.0
DUKE	01-23-13	2	0	0	0	.000	0	0	.000	1	2	.500	0	0	0	0.0	0	0	0	1	0	0	1	0.3
FLORIDA STATE	01-27-13	1	0	0	0	.000	0	0	.000	0	0	.000	0	0	0	0.0	0	0	0	0	0	0	0	0.2
BOSTON COLLEGE	02-05-13	1	0	0	0	.000	0	0	.000	0	0	.000	0	0	0	0.0	0	0	0	1	0	0	0	0.2
NORTH CAROLINA	02-09-13	1	0	0	0	.000	0	0	.000	0	0	.000	0	0	0	0.0	0	0	0	1	0	0	0	0.1
vs Pacific	03-22-13	1	0	0	0	.000	0	0	.000	0	0	.000	0	0	0	0.0	0	0	0	0	0	0	0	0.1



**2012-13 Miami Men's Basketball**  
**University of Miami Combined Team Statistics (as of Mar 22, 2013)**  
**All games**

<b>RECORD:</b>	<b>OVERALL</b>	<b>HOME</b>	<b>AWAY</b>	<b>NEUTRAL</b>
ALL GAMES	28-6	14-1	10-3	4-2
CONFERENCE	15-3	8-1	7-2	0-0
NON-CONFERENCE	13-3	6-0	3-1	4-2

#	Player	gp-gs	min	avg	Total		3-Point		F-Throw		Rebounds			avg	pf	dq	a	to	blk	stl	pts	avg
					fg-fga	fg%	3fg-fga	3fg%	ft-fa	ft%	off	def	tot									
00	Shane Larkin	34-33	1232	36.2	174-362	.481	64-158	.405	79-102	.775	15	117	132	3.9	55	0	155	78	4	69	491	14.4
01	Durand Scott	31-30	1071	34.5	151-323	.467	35-97	.361	80-107	.748	27	94	121	3.9	68	3	78	62	3	48	417	13.5
35	Kenny Kadji	34-34	988	29.1	159-334	.476	46-129	.357	80-118	.678	54	179	233	6.9	82	1	30	61	45	14	444	13.1
04	Trey McKinney Jones	34-32	1033	30.4	103-246	.419	55-139	.396	57-67	.851	12	104	116	3.4	54	0	53	33	1	28	318	9.4
42	Reggie Johnson	25-9	535	21.4	57-149	.383	1-10	.100	59-87	.678	55	122	177	7.1	55	0	21	55	24	10	174	7.0
45	Julian Gamble	34-26	701	20.6	95-165	.576	0-0	.000	37-78	.474	67	99	166	4.9	72	2	7	27	60	13	227	6.7
15	Rion Brown	34-6	743	21.9	70-189	.370	32-112	.286	33-45	.733	20	43	63	1.9	48	0	28	22	2	15	205	6.0
02	Bishop Daniels	3-0	50	16.7	5-11	.455	3-3	1.000	2-2	1.000	1	2	3	1.0	5	0	3	4	0	6	15	5.0
21	Erik Swoope	26-0	154	5.9	15-25	.600	1-1	1.000	6-19	.316	14	16	30	1.2	17	0	3	3	1	4	37	1.4
23	Tonye Jekiri	32-0	220	6.9	16-30	.533	0-0	.000	11-20	.550	26	24	50	1.6	35	0	3	10	11	6	43	1.3
10	Raphael Akpejori	17-0	77	4.5	5-13	.385	0-0	.000	1-3	.333	6	14	20	1.2	8	0	1	3	3	3	11	0.6
12	Justin Heller	9-0	11	1.2	1-3	.333	0-1	.000	0-2	.000	0	4	4	0.4	1	0	2	2	0	0	2	0.2
03	Steve Sorenson	8-0	10	1.3	0-0	.000	0-0	.000	1-3	.333	0	0	0	0.0	0	0	0	3	0	0	1	0.1
Team											44	62	106				8					
Total.....		34	6825		851-1850	.460	237-650	.365	446-653	.683	341	880	1221	35.9	500	6	384	371	154	216	2385	70.1
Opponents.....		34	6825		745-1876	.397	216-661	.327	345-536	.644	339	762	1101	32.4	595	13	368	406	99	188	2051	60.3

<b>TEAM STATISTICS</b>	<b>UM</b>	<b>OPP</b>	<b>Date</b>	<b>Opponent</b>	<b>Score</b>	<b>Att.</b>
SCORING	2385	2051	11-09-12	STETSON	w 87-79	3160
Points per game	70.1	60.3	11-13-12	at Florida Gulf Coast	L 51-63	4552
Scoring margin	+9.8	-	11-16-12	JACKSONVILLE	w 73-57	3135
FIELD GOALS-ATT	851-1850	745-1876	11-24-12	DETROIT	w 77-62	2946
Field goal pct	.460	.397	! 11-28-12	MICHIGAN STATE	w 67-59	5791
3 POINT FG-ATT	237-650	216-661	12-01-12	at Massachusetts	w 75-62	7004
3-point FG pct	.365	.327	12-14-12	CHARLOTTE	w 77-46	3275
3-pt FG made per game	7.0	6.4	12-18-12	at UCF	w 72-50	5189
FREE THROWS-ATT	446-653	345-536	& 12-22-12	at Hawai i	w 73-58	8120
Free throw pct	.683	.644	& 12-23-12	vs Arizona	L 50-69	6564
F-Throws made per game	13.1	10.1	& 12-25-12	vs Indiana State	Lot 55-57	6514
REBOUNDS	1221	1101	01-02-13	LA SALLE	w 76-59	3259
Rebounds per game	35.9	32.4	* 01-05-13	at Georgia Tech	w 62-49	7614
Rebounding margin	+3.5	-	* 01-10-13	at North Carolina	w 68-59	20516
ASSISTS	384	368	* 01-13-13	MARYLAND	w 54-47	5809
Assists per game	11.3	10.8	* 01-16-13	at Boston College	w 60-59	3624
TURNOVERS	371	406	* 01-23-13	DUKE	w 90-63	7972
Turnovers per game	10.9	11.9	* 01-27-13	FLORIDA STATE	w 71-47	7972
Turnover margin	+1.0	-	* 01-30-13	at Virginia Tech	w 73-64	5436
Assist/turnover ratio	1.0	0.9	* 02-02-13	at NC State	w 79-78	19557
STEALS	216	188	* 02-05-13	BOSTON COLLEGE	w 72-50	5149
Steals per game	6.4	5.5	* 02-09-13	NORTH CAROLINA	w 87-61	7972
BLOCKS	154	99	* 02-13-13	at Florida State	w 74-68	9007
Blocks per game	4.5	2.9	* 02-17-13	at Clemson	w 45-43	8998
ATTENDANCE	87212	214337	* 02-19-13	VIRGINIA	w 54-50	7972
Home games-Avg/Game	15-5814	13-9305	* 02-23-13	at Wake Forest	L 65-80	12037
Neutral site-Avg/Game	-	6-15562	* 02-27-13	VIRGINIA TECH	w 76-58	7434
			* 03-02-13	at Duke	L 76-79	9314
			* 03-06-13	GEORGIA TECH	L 69-71	7394
			* 03-09-13	CLEMSON	w 62-49	7972
			% 03-15-13	vs Boston College	w 69-58	22169
			% 03-16-13	vs NC State	w 81-71	22169
			% 03-17-13	vs North Carolina	w 87-77	22169
			^ 03/22/13	vs Pacific	w 78-49	13784

! = ACC / Big Ten Challenge  
 & = Hawaiian Airlines Diamond Head Classic | Honolulu, Hawaii  
 % = ACC Tournament  
 ^ = NCAA Tournament  
 \* = Conference game