



2014 MIAMI BASEBALL ALMANAC

Second Edition, University of Miami Communications



**UNIVERSITY OF MIAMI
DEPARTMENT OF ATHLETICS**

5821 San Amaro Drive
Coral Gables, FL 33146
305-284-3244

www.HurricaneSports.com
Facebook: MiamiHurricanes
Twitter: @HurricaneSports

CREDITS

EDITOR
Camron Ghorbi

EDITORIAL ASSISTANCE
Alex Schwartz, Chris Yandle, Ted Pizzagalli,
Taylor McGillis, David Villavicencio

COMPILATION
Chris Yandle, Chris Freet,
Scott Zavitz, Amy Woodruff,
Camron Ghorbi, Taylor McGillis,
David Villavicencio, previous Miami
communications staff members

PHOTOGRAPHY
JC Ridley, Micki & Richard Lewis

**UNIVERSITY OF MIAMI
MISSION STATEMENT**

The University of Miami's mission is to educate and nurture students, to create knowledge, and to provide service to our community and beyond. Committed to excellence and proud of the diversity of our University family, we strive to develop future leaders of our nation and the world.





INTRODUCTION

TABLE OF CONTENTS

MEDIA INFORMATION

2014 Schedule	1
Miami Communications & Creative Services	2
Quick Facts	3
University Administration	4
Athletic Administration	5-7

COACHING STAFF

Head Coach Jim Morris	9-10
Assistant Coach Gino DiMare	11
Assistant Coach J.D. Artega	12
Assistant Coach Rich Witten & Baseball Staff	

2014 MIAMI HURRICANES

2014 Roster	14
Player Profiles	15-39

HISTORY

Baseball in South Florida	41
Miami Skippers	42
Ron Fraser: "The Wizard" of College Baseball	43
Yearly Records	44
All-Time Results	45-59
Series History	60-61
Series Results	62-84
NCAA Tournament History	85
College Baseball Hall of Fame Inductees	86
National Award Winners	87
All-Americans	88-89
Retired Numbers	90
MLB #ProCanes	91
MLB Draft Picks / Signees	92-94
All-Time Lettermen	95-98
Attendance	99
UM Sports Hall of Fame	100

RECORDS

Single-Season Records (team)	102-103
Single-Game Records (team)	103-104
Freshman Records	104
Single-Game Records (individual)	105-107
All-Time Batting Leaders (individual)	108-111
All-Time Pitching Leaders (individual)	112-115
Season Batting Leaders (individual)	116
Season Pitching Leaders (individual)	117

2014 SCHEDULE

DATE	DAY	OPPONENT	TIME (ET)
Feb. 6	Thursday	First Pitch Banquet**	6:00 p.m.
Feb. 8	Saturday	Alumni Game**	6:00 p.m.
Feb. 14	Friday	MAINE	7:00 p.m.
Feb. 15	Saturday	MAINE	7:00 p.m.
Feb. 16	Sunday	MAINE	12:00 p.m.
Feb. 19	Wednesday	FLORIDA ATLANTIC	6:00 p.m.
Feb. 21	Friday	FLORIDA	7:00 p.m.
Feb. 22	Saturday	FLORIDA	7:00 p.m.
Feb. 23	Sunday	FLORIDA	1:00 p.m.
Feb. 26	Wednesday	at Miami Marlins (<i>exhibition</i>)	1:05 p.m.
Feb. 28	Friday	at Florida State	6:00 p.m.
March 1	Saturday	at Florida State	6:00 p.m.
March 2	Sunday	at Florida State	1:00 p.m.
March 4	Tuesday	VILLANOVA	1:00 p.m.
March 5	Wednesday	VILLANOVA	6:00 p.m.
March 7	Friday	BOSTON COLLEGE*	7:00 p.m.
March 8	Saturday	BOSTON COLLEGE*	7:00 p.m.
March 9	Sunday	BOSTON COLLEGE*	1:00 p.m.
March 11	Tuesday	BETHUNE-COOKMAN	6:00 p.m.
March 12	Wednesday	at Stetson	6:00 p.m.
March 14	Friday	at Georgia Tech*	7:00 p.m.
March 15	Saturday	at Georgia Tech*	7:30 p.m.
March 16	Sunday	at Georgia Tech*	1:00 p.m.
March 18	Tuesday	UCF	6:00 p.m.
March 19	Wednesday	at Florida Gulf Coast	6:00 p.m.
March 22	Saturday	VIRGINIA*	7:00 p.m.
March 23	Sunday	VIRGINIA*	7:00 p.m.
March 24	Monday	VIRGINIA*	7:00 p.m.
March 26	Wednesday	FLORIDA GULF COAST	6:00 p.m.
March 28	Friday	at North Carolina State*	6:30 p.m.
March 29	Saturday	at North Carolina State*	1:00 p.m.
March 30	Sunday	at North Carolina State*	1:00 p.m.
April 2	Wednesday	BETHUNE-COOKMAN	6:00 p.m.
April 4	Friday	at Virginia Tech*	5:30 p.m.
April 5	Saturday	at Virginia Tech*	2:00 p.m.
April 6	Sunday	at Virginia Tech*	1:00 p.m.
April 9	Wednesday	at UCF	6:30 p.m.
April 11	Friday	PITTSBURGH*	7:00 p.m.
April 12	Saturday	PITTSBURGH*	7:00 p.m.
April 13	Sunday	PITTSBURGH*	1:00 p.m.
April 16	Wednesday	FLORIDA ATLANTIC	6:00 p.m.
April 19	Saturday	NOTRE DAME*	7:00 p.m.
April 20	Sunday	NOTRE DAME*	7:00 p.m.
April 21	Monday	NOTRE DAME*	7:00 p.m.
April 23	Wednesday	at Florida Atlantic	6:00 p.m.
April 25	Friday	at Clemson*	6:30 p.m.
April 26	Saturday	at Clemson*	7:00 p.m.
April 27	Sunday	at Clemson*	1:00 p.m.
May 2	Friday	ALABAMA STATE	7:00 p.m.
May 3	Saturday	ALABAMA STATE	7:00 p.m.
May 4	Sunday	ALABAMA STATE	1:00 p.m.
May 7	Wednesday	FLORIDA GULF COAST	7:00 p.m.
May 9	Friday	at Duke*	6:00 p.m.
May 10	Saturday	at Duke*	1:00 p.m.
May 11	Sunday	at Duke*	12:00 p.m.
May 15	Thursday	NORTH CAROLINA*	7:30 p.m.
May 16	Friday	NORTH CAROLINA*	7:30 p.m.
May 17	Saturday	NORTH CAROLINA*	12:00 p.m.

May 20-25 2014 ACC Championship (Greensboro, N.C.)

May 30 - June 25 2014 NCAA Baseball Championship

Home games in **BOLD CAPS**, played at Mark Light Field in Coral Gables, Fla.
* indicates Atlantic Coast Conference game

ATHLETIC COMMUNICATIONS & CREATIVE SERVICES

INTRODUCTION



CHRIS FREET
Associate AD
Communications, Marketing & Sales




CHRIS YANDLE
Assistant AD
Communications



AMY WOODRUFF
Associate Director
Communications




CAMRON GHORBI
Assistant Director
Communications



TAYLOR MCGILLIS
Assistant Director
Communications



DAVID VILLAVICENCIO
Assistant Director
Communications



BRIAN BOWSHER
Assistant AD
Digital Media



LEO RAMOS
Graphic Designer

MIAMI ATHLETIC COMMUNICATIONS

University of Miami Athletics Department | Hecht Athletic Center
5821 San Amaro Drive | Coral Gables, FL 33146 | Phone: 305-284-3244
www.HurricaneSports.com

Official Social Media Accounts for Miami Hurricanes Athletics

Twitter: @HurricaneSports, @LosHurricanes
Facebook: Facebook.com/MiamiHurricanes
Instagram: miamihurricanes

COMMUNICATIONS STAFF

CHRIS FREET *Associate AD / Communications & Marketing* **Joined UM:** July 2010
Alma Mater: UC Santa Barbara, 2002 @ChrisFreet
Office: 305-284-3231 Cell: 786-413-9920 Email: c.freet@miami.edu

CHRIS YANDLE *Assistant AD / Communications* **Joined UM:** July 2012
Responsibilities: Football¹, Golf @ChrisYandle
Alma Mater: Louisiana-Lafayette, 2004 Email: c.yandle@miami.edu
Office: 305-284-3248 Cell: 786-877-9368

AMY WOODRUFF *Associate Director* **Joined UM:** September 2011
Responsibilities: Men's Basketball, Men's Tennis @CanesHoops
Alma Mater: Alaska Fairbanks, 2002 Email: a.woodruff@miami.edu
Office: 305-284-3241 Cell: 813-410-1194

CAMRON GHORBI *Assistant Director* **Joined UM:** October 2011
Responsibilities: Football², Baseball, Women's Soccer, Swimming & Diving @CamronGhorbi
Alma Mater: Miami, 2011 Email: c.ghorbi@miami.edu
Office: 305-284-3230 Cell: 786-877-7329

TAYLOR MCGILLIS *Assistant Director* **Joined UM:** June 2013
Responsibilities: Football², Women's Basketball, Women's Tennis @TaylorMcGillis
Alma Mater: St. Leo, 2012 Email: t.mcgillis@miami.edu
Office: 305-284-3249 Cell: 786-510-7462

DAVID VILLAVICENCIO *Assistant Director* **Joined UM:** February 2013
Responsibilities: Football², Volleyball, Track & Field, Rowing @dvillavicencio6
Alma Mater: Miami, 2009 Email: davidv@miami.edu
Office: 305-284-3244 Cell: 305-726-6739

BRIAN BOWSHER *Assistant AD / Digital Media* **Joined UM:** August 2012
Alma Mater: Xavier, 2007 @BrianBowsher
Office: 305-284-3245 Cell: 786-447-9494 Email: b.bowsher@miami.edu

LEO RAMOS *Graphic Designer* **Joined UM:** May 2013
Alma Mater: Miami, 2012 @LeoRamos82
Office: 305-284-3238 Email: lramos2@med.miami.edu



QUICK FACTS

UNIVERSITY INFORMATION

Location	Coral Gables, Fla.
Enrollment	15,629
Founded	1925
Nickname	Hurricanes
Colors	Orange (PMS 1665), Green (PMS 3435) and White
President	Donna E. Shalala
Athletics Director	Blake James
Conference / Division	Atlantic Coast Conference / Coastal
Stadium / Capacity	Alex Rodriguez Park at Mark Light Field / 4,999
Ticket Office Phone	1-800-GO-CANES (462-2637)

BASEBALL COACHING / SUPPORT STAFF

Head Coach	Jim Morris
Record at Miami / Seasons	887-346-3 (.717) / 20
Career Division I Record / Seasons	1,391-613-4 (.693) / 31
Career Coaching Record / Seasons	1,522-654-4 (.698) / 34

Assistant Coach / Recruiting Coordinator / Hitting Coach	Gino DiMare
Assistant Coach / Pitching Coach	J.D. Arteaga
Assistant Coach / Catchers	Rich Witten

Strength & Conditioning Coach	Brian Gabriel
Athletic Trainer	Kenny Johnson

Director of Baseball Operations / Camps	Robert "G.M." McDaniel
---	------------------------

ATHLETICS ADMINISTRATION

Director of Athletics	Blake James
Deputy AD / Business Operations	Tony Hernandez
Senior Associate AD / Communications, Marketing & Sales	Chris Freet
Senior Associate AD / Student Excellence / SWA	Jennifer Strawley
Senior Associate AD / Facilities & Event Operations	Tim Wise
Associate AD / Compliance	Craig Anderson
Associate AD / Development	Jesse Marks
Associate AD / Academic Services	David Wyman
Assistant AD / Business Operations	Josh Boone
Assistant AD / Digital Strategy	Brian Bowsher
Assistant AD / Major Gifts	Chris Cohen
Assistant AD / Ticket Operations	Brent Crank
Assistant AD / Ticket Sales	Ben Creed
Assistant AD / Marketing	Andrew Goodrich
Assistant AD / Communications	Chris Yandle

PROGRAM HISTORY

First Year of Baseball	1940
All-Time Program Record	2,361-954-18 (.708)
College World Series Appearances / Last	23 / 2008
College World Series Record	47-38 (.553)
NCAA Regional Appearances/ Last	42 / 2013
NCAA Regional Record	116-41
NCAA Super Regional Appearances / Last	10 / 2010
NCAA Super Regional Record	14-10 (.583)
Last Postseason Opponent	Oklahoma State / 2013 Louisville (Ky.) Regional
Result	Lost, 1-7

2013 RESULTS (37-25, NCAA REGIONAL)

DATE	OPPONENT	SCORE	RECORD	ACC
Feb. 16	RUTGERS (G1)	5-4 (W)	1-0	--
Feb. 16	RUTGERS (G2)	4-1 (W)	2-0	--
Feb. 17	RUTGERS	7-0 (W)	3-0	--
Feb. 20	at Florida Atlantic (11 inn.)	5-4 (W)	4-0	--
Feb. 22	MILWAUKEE	6-1 (W)	5-0	--
Feb. 23	MILWAUKEE	5-1 (W)	6-0	--
Feb. 24	MILWAUKEE	7-6 (W)	7-0	--
Feb. 26	ST. THOMAS	5-4 (W)	8-0	--
Feb. 27	BARRY	5-1 (W)	9-0	--
March 1	at Florida	3-2 (W)	10-0	--
March 2	at Florida	4-6 (L)	10-1	--
March 3	at Florida	3-6 (L)	10-2	--
March 5	MAINE	6-2 (W)	11-2	--
March 6	UCF	5-0 (W)	12-2	--
March 8	DUKE*	2-4 (L)	12-3	0-1
March 9	DUKE*	2-9 (L)	12-4	0-2
March 10	DUKE*	5-3 (W)	13-4	1-2
March 12	ILLINOIS STATE	6-17 (L)	13-5	--
March 13	ILLINOIS STATE	9-2 (W)	14-5	--
March 15	at #1 North Carolina*	4-1 (W)	15-5	2-2
March 16	at #1 North Carolina*	2-14 (L)	15-6	2-3
March 17	at #1 North Carolina*	1-4 (L)	15-7	2-4
March 19	COLUMBIA	9-6 (W)	16-7	--
March 20	COLUMBIA	6-4 (W)	17-7	--
March 22	#24 VIRGINIA TECH*	11-9 (W)	18-7	3-4
March 23	#24 VIRGINIA TECH*	2-0 (W)	19-7	4-4
March 24	#24 VIRGINIA TECH* (10)	5-8 (L)	19-8	4-5
March 27	FLORIDA ATLANTIC	1-6 (L)	19-9	--
March 29	at #9 Virginia*	4-15 (L)	19-10	4-6
March 30	at #9 Virginia*	1-8 (L)	19-11	4-7
March 31	at #9 Virginia*	4-3 (W)	20-11	5-7
April 3	BETHUNE-COOKMAN	3-5 (L)	20-12	--
April 5	#5 FLORIDA STATE*	2-4 (L)	20-13	5-8
April 6	#5 FLORIDA STATE*	6-0 (W)	21-13	6-8
April 7	#5 FLORIDA STATE*	1-5 (L)	21-14	6-9
April 10	STETSON	8-2 (W)	22-14	--
April 12	at Maryland (13)*	1-0 (W)	23-14	7-9
April 13	at Maryland*	5-3 (W)	24-14	8-9
April 14	at Maryland*	2-7 (L)	24-15	8-10
April 17	BETHUNE-COOKMAN	6-1 (W)	25-15	--
April 19	#12 CLEMSON	0-1 (L)	25-16	8-11
April 20	#12 CLEMSON	2-1 (W)	26-16	9-11
April 21	#12 CLEMSON	7-0 (W)	27-16	10-11
April 24	FLORIDA ATLANTIC	6-4 (W)	28-16	--
April 26	at Boston College*	0-1 (L)	28-17	10-12
April 27	at Boston College*	5-0 (W)	29-17	11-12
April 28	at Boston College* (11)	2-3 (L)	29-18	11-13
May 3	ST. JOHN'S	12-3 (W)	30-18	--
May 4	ST. JOHN'S	4-2 (W)	31-18	--
May 5	ST. JOHN'S	6-4 (W)	32-18	--
May 10	at Wake Forest*	8-3 (W)	33-18	12-13
May 11	at Wake Forest*	4-5 (L)	33-19	12-14
May 12	at Wake Forest*	3-9 (L)	33-20	12-15
May 16	GEORGIA TECH*	8-3 (W)	34-20	13-15
May 17	GEORGIA TECH*	11-7 (W)	35-20	14-15
May 18	GEORGIA TECH*	1-10 (L)	35-21	14-16
May 23	#6 North Carolina %	0-10 (L)	35-22	--
May 24	#9 North Carolina State %	1-7 (L)	35-23	--
May 25	#18 Clemson %	7-0 (W)	36-23	--
May 31	#19 Oklahoma State \$	7-0 (W)	37-23	--
June 1	#15 Louisville \$	4-6 (L)	37-24	--
June 2	#19 Oklahoma State \$	1-7 (L)	37-25	--

all home games in **BOLD CAPS**
 *indicates ACC game
 % indicates 2013 ACC Championship game
 \$ indicates NCAA Regional game (Louisville, Ky.)

UNIVERSITY ADMINISTRATION



DONNA E. SHALALA

University President
Western College for Women, 1962

Donna E. Shalala became Professor of Political Science and President of the University of Miami on June 1, 2001. President Shalala has more than 30 years of experience as an accomplished scholar, teacher, and administrator.

Born in Cleveland, Ohio, President Shalala received her A.B. degree in history from Western College for Women. One of the country's first Peace Corps Volunteers, she served in Iran from 1962 to 1964. She earned her Ph.D. degree from The Maxwell School of Citizenship and Public Affairs at Syracuse University. She has held tenured professorships at Columbia University, the City University of New York (CUNY), and the University of Wisconsin - Madison. She served as President of Hunter College of the City University of New York from 1980 to 1987 and as Chancellor of the University of Wisconsin-Madison from 1987 to 1993.

She serves as a distinguished senior fellow in the Economic Studies Program and the Engelberg Center for Health Care Reform at the Brookings Institution.

During her tenure, UM has solidified its position among top U.S. research universities. Momentum: The Campaign for the University of Miami, one of the first billion-dollar capital campaigns completed in the United States, raised \$1.4 billion in private support for the university's endowment, academic and research programs and facilities.

In 1993 President Clinton appointed her U.S. Secretary of Health and Human Services (HHS) where she served for eight years, becoming the longest serving HHS Secretary in U.S. history. At the beginning of her tenure, HHS had a budget of nearly \$600 billion, which included a wide variety of programs including Social Security, Medicare, Medicaid, Child Care and Head Start, Welfare, the Public Health Service, the National Institutes of Health (NIH), the Centers for Disease Control and Prevention (CDC), and the Food and Drug Administration (FDA). At the end of her tenure as HHS Secretary, The Washington Post described her as "one of the most successful government managers of modern times."

She served in the Carter administration from 1977-80 as Assistant Secretary for Policy Development and Research at the U.S. Department of Housing and Urban Development.

In 2007, President George W. Bush handpicked Shalala to co-chair with Senator Bob Dole the Commission on Care for Returning Wounded Warriors, to evaluate how wounded service members transition from active duty to civilian society. In 2009 she was appointed chair of the Committee on the Future of Nursing at the Institute of Medicine of the National Academy of Sciences.

President Shalala has more than four dozen honorary degrees and a host of other honors, including the 1992 National Public Service Award, the 1994 Glamour magazine Woman of the Year Award; in 1992, Business Week named her one of the top five managers in higher education; in 2005, she was named one of "America's Best Leaders" by U.S. News & World Report; in 2008, President Bush presented her with the Presidential Medal of Freedom, the nation's highest civilian award; and in 2010 she

received the Nelson Mandela Award for Health and Human Rights, which recognizes individuals for outstanding dedication to improving the health and life chances of disadvantaged populations in South Africa and internationally. In 2011, she was inducted into the National Women's Hall of Fame in Seneca Falls, New York.

She has been elected to the Council on Foreign Relations; National Academy of Education; the National Academy of Public Administration; the American Academy of Arts and Sciences; the American Philosophical Society; the National Academy of Social Insurance; the American Academy of Political and Social Science; and the Institute of Medicine of the National Academy of Sciences.



BLAKE JAMES

Director of Athletics
Minnesota State-Mankato, 1992

After serving in the role of Interim Director of Athletics beginning in October 2012, Blake James was named the University of Miami's Director of Athletics on Feb. 8, 2013. Prior to his Interim AD role, he previously served as Miami's Senior Associate AD for Development and Ticket Operations. James oversaw the day-to-day operations of development, ticket sales and ticket operations. He was also a member of the Hurricanes' senior staff and provided sport supervision.

James is currently in the third year of his third stint at the University of Miami.

James came to UM after spending seven years the University of Maine, where he first served as Senior Associate Athletic Director before serving as Director of Athletics from July 2005 to September 2010. As Senior Associate AD, his primary responsibilities focused on marketing, ticketing, retail operations, athletic development along with men's and women's track and field, cross country, men's soccer, men's basketball and baseball.

During his tenure at Maine, athletics experienced tremendous success, including three trips to the Frozen Four for the men's ice hockey program and NCAA playoff berths for football, baseball (two), women's basketball and softball. Additionally, James implemented a comprehensive \$17 million facility improvement plan, which included an indoor practice facility and numerous other facility upgrades and renovations. Academically, the program flourished, earning the conference academic cup twice and maintaining better than a 3.0 GPA.

Prior to his stint at Maine, he worked in athletic development at Providence College, where he established the "Friars Forever" campaign and the Friar Athletic Fund.

James is no stranger to South Florida, beginning his athletic career with the University of Miami, working in ticket sales, corporate sales and athletic development. In April 1995, he was hired as Miami's Director of Ticket Sales, serving in that capacity until October 1997, when he was named an athletic development officer at the University of Nebraska. He returned to Miami in 1998 as the Director of Major Gifts and Corporate Sales. He was promoted to the Director of Athletic Development at Miami in March 2000 before moving on to Providence in 2002.

He graduated from Minnesota State University - Mankato with a bachelor's degree in marketing in 1992 and later received his

ATHLETICS ADMINISTRATION

master's degree from St. Thomas University in 1994. He and his wife, Kelly, have two children - daughter, Haley, and son, Ryan.



DR. MARVIN DAWKINS

**Faculty Athletics Representative
Edward Waters College, 1970**

Dr. Marvin Dawkins, a distinguished professor in the Department of Sociology at the University of Miami, is in his second year as the Faculty Athletics Representative. He was named to the post in April 2012, replacing Clyde McCoy after his 17 years of service in that role.

In his FAR post, Dawkins is responsible for ensuring the academic integrity of students participating in University athletic programs and helping to oversee institutional control of the Department of Athletics. The Faculty Athletics Representative serves as a liaison between the University and the athletic department. This individual is the University's voting delegate to the ACC and represents UM with the NCAA and ACC.

Dawkins received his doctorate from Florida State and completed his postdoctoral research fellowships at Howard University and The Johns Hopkins University. He previously served on the faculties of the University of Maryland, Old Dominion University and the University of Wisconsin-Parkside.

His research focuses on issues of race and social equity in such areas as education, career aspirations and mobility, substance abuse prevention, and sports. He has published widely in these areas, including his most recent article titled "Race and Pathways to Power in the National Football League" (with Jomills H. Braddock and Erica Smith), which appears in *American Behavioral Scientist* (2012). His research on golf includes book chapters, scholarly articles, and the book *African American Golfers During the Jim Crow Era* (Praeger 2000), coauthored with Graham C. Kinloch. Dawkins was recently appointed to the United States Golf Association Museum Committee and is currently completing a study on the media treatment of black golfers from the Jim Crow era to the present.



TONY HERNANDEZ

**Deputy AD / Business Operations
Miami, 1997**

Tony Hernandez is currently the Deputy Athletic Director for Business Operations. In this role, he oversees business operations, baseball, track and field, the equipment room, video services, Miami's Nike relationship, and legal/contractual matters.

Hernandez joined the University of Miami Athletic Department in February 1998 as a graduate assistant in Academic Services. He was hired full-time in 1999 as a Compliance Coordinator, subsequently being promoted to Director of Compliance in 2002, Assistant AD for Compliance in 2004, Associate AD for Compliance in 2005 and Senior Associate AD in 2007. In 2005, he

also served as the Interim Associate AD for Development and has served as the Interim Associate AD for External Affairs on two separate occasions.

During his term as Interim Associate AD for Development, the Hurricane Club exceeded its annual giving budgetary goal by nearly 10 percent. Most recently, Hernandez was the Deputy AD and the Chief Operating Officer.

By request of President Donna Shalala, Hernandez served as Miami's Acting Athletic Director for almost two months, following Kirby Hocutt's departure to take the position of Director of Athletics at Texas Tech on Feb. 25, 2011.

In addition to his work at UM, Hernandez is also involved in various organizations. He is a past President of the National Association of Athletic Compliance (NAAC) and works with the NCAA Amateurism Cabinet, Division 1-A Athletic Directors' Compliance Task Force and the ACC Finance Committee. He has previously served on the NCAA Academics/Eligibility/Compliance Cabinet, ACC Constitution and Bylaws Committee, and as Chair of the NCAA Initial-Eligibility Waivers Subcommittee.

He is also an adjunct professor for Sports Law in the School of Education. Hernandez earned both a law degree and a bachelor's of business administration in finance from the University of Miami. He is a member of Iron Arrow, the highest honor attainable at UM, and served a term as president.

He is married to the former Melissa Schumacher and they have a son, Anthony Jr.



JENNIFER STRAWLEY

**Senior Associate AD / Student Excellence / SWA
Pennsylvania, 1998**

Jennifer Strawley joined the University of Miami as the Senior Associate Athletic Director for Administration & Student Excellence/Senior Woman Administrator on June 18, 2012.

Prior to UM, Strawley concluded her second tour with the NCAA as the Director of Academic and Membership Affairs. In this role, Strawley was instrumental in providing leadership in the areas of academic governance and development of academic policy. She was the staff liaison to the NCAA Division I Committee on Academic Performance and the NCAA Division I Academic Cabinet.

Strawley also managed national office partnerships and outreach to various academic and faculty associations. She served on the steering committee to review the Academic and Membership Affairs department's business practices examining the department's operations, efficiencies and structure and is involved in a variety of other departmental internal operations, including coordinating the internal operations for the department's senior management team.

Strawley has oversight of the following areas at The U: Academic Service; Compliance Office; Governance Liaison to NCAA and ACC; Life Skills/Career Services; Senior Staff Gender, Equity & Student-Athlete Welfare Committee; Chair Coaches Meeting Coordinator; Sport Oversight (women's basketball, golf, women's swimming and women's & men's diving); Student-Athlete Discipline; Student Affairs and Housing Liaison; and Student-Athlete Advisory Committee (SAAC) Liaison.

ATHLETICS ADMINISTRATION

Strawley rejoined the NCAA after serving as the Associate Athletics Director for Intercollegiate Sport Programs and senior woman administrator at Columbia University from 2007-10. While at Columbia, she oversaw numerous varsity sport programs including football and was the athletics program liaison for gender equity and diversity issues. Jennifer served as liaison to the Faculty Athletics Committee, Equity Subcommittee, the Football Advisory Committee and the Varsity C Alumni Group. She also served as a liaison to offices of admissions and financial aid. Jennifer was a member of the steering committee during the NCAA athletics certification process and a member of the department's Executive Management Team.

Prior to her tenure at Columbia, Jennifer was the Director of Membership Services and Student-Athlete Reinstatement at the NCAA. In this role, she provided oversight of the student-athlete reinstatement process and was instrumental in the implementation of the student first philosophy. During this time Jennifer served as a liaison to numerous NCAA committees and task forces, including the NCAA Divisions I, II and III Student-Athlete Reinstatement Committees, the NCAA Olympic Sports Liaison Committee, the United States Olympic Committee/NCAA Task Force and the working group appointed to review trends in initial eligibility.

Jennifer first joined the NCAA in 1998 as an enforcement services intern. She is a 1998 graduate of the University of Pennsylvania where she earned her bachelor's degree in history. During her time at Pennsylvania, she was a two-year captain for the Quakers' softball team.



TIM WISE

Senior Associate AD / Facilities & Event Operations | South Carolina, 1996

Tim Wise is in his second year as the Senior Associate Athletic Director for Facilities and Event Operations at the University of Miami.

Wise, who has over 16 years of experience in college athletics as an event manager, facilities director and administrator, was hired by the University of Wisconsin Athletic Department as assistant athletic director for events and facilities in August, 2008. In January 2012, he was named Interim Associate Athletic Director and elevated to the Senior Management Team with oversight of the University Ridge Golf Course and \$125 million in capital projects.

Wise also had supervisory oversight of the UW Athletics event management, facilities, food and beverage and guest services units and oversaw an annual budget of approximately \$15 million. He also served in a lead role in administrative coordination of UW Athletics concerts, summer camps and event parking.

Wise has oversight of the following areas: Facilities and Maintenance Services; Capital Projects/Construction; Facilities Master Planning; Event Management and Guest Services; Camps/Clinics; Risk Management; Information Technology; BankUnited Center/Global Spectrum Liaison; Sun Life Stadium Liaison; Marching Band Liaison; and Sport Oversight (soccer).

Wise served as the director of facility maintenance at the University of Connecticut from August 2005 to August 2008. He

oversaw daily operations of athletic facilities, projects and event operations as the assistant athletics director for facilities and operations at Eastern Michigan University from November 2003 to June 2005.

Wise was hired as the athletics event manager at the University of Denver in August 2000 and promoted to the Director of Athletics Events in August 2001 and served in that role until October 2003. Prior to his time at Denver, Wise was the event services manager at The Ohio State University's Schottenstein Center.

Wise was an event operations manager intern at Michigan State University from August 1998 to May 1999. His first position upon graduation from college was as a conference coordinator at the University of South Carolina from December 1996 to January 1998.

Wise has extensive experience working at NCAA and conference championship events. At Wisconsin he served on the departments Diversity Integration Group and was the representative to the City of Madison and UW Campus Joint Southeast Campus Area Committee. In the past, he served on Connecticut's Environmental Compliance Team as well as the schools Environmental Policy Advisory Council. He also served on the NCAA Woman of the Year Selection Committee and the NCAA Minority Opportunities and Interests Committee, three years as the Vice Chair. Wise earned the University of Denver Center for Multicultural Excellence Outstanding Staff Award in 2002-03.

Wise is a member of Alpha Phi Alpha, Fraternity, Inc. and served as the President of the local Mu Eta Lambda alumni chapter. He is a member of the Collegiate Event and Facility Management Association and was named to the Board of Directors in September 2011 and the 3rd Vice President in June 2012. Wise also has membership in the Minority Opportunities Athletic Association, the Black Coaches and Administrators and the National Association of Collegiate Directors of Athletics. He has participated in the NCAA Leadership Institute Continuing Education Series, the NCAA Leadership Institute for Ethnic Minority Males, the NACDA Mentoring Institute and NCAA Diversity Education Training. Most recently, Wise completed and graduated from the highly prestigious collegiate athletics executive leadership training program at the Sports Management Institute.

Wise, who is single, is a 1996 graduate of the University of South Carolina with a bachelor's degree in business administration and earned a masters' degree in human performance and sport studies from the University of Tennessee in 1998.

ATHLETICS ADMINISTRATION



CHRIS FREET

**Senior Associate AD / Communications,
Marketing & Sales | UC Santa Barbara, 2002**

Freet married the former Courtney Tysinger on June 19, 2010, and in September 2011, welcomed their son, Dayton, into the family. The couple resides in Coral Gables.

Chris Freet was hired as Associate Director of Athletics for Communications & Marketing for the University of Miami in July 2010. As a member of the senior management team, he oversees the Athletics Communications Office, the official athletic website HurricaneSports.com and all television and radio opportunities, as well as Hurricane Sports Properties and licensing and trademarks. In addition, Freet is the contact for the nationally-recognized football program, has direct sport oversight of the women's golf program and serves as the department's liaison with University Communications.

Over his first year with the Hurricanes, Freet coordinated a complete redesign of HurricaneSports.com and has led the department's social media strategies -- including Miami's first Social Media Day which allowed fans to interact with the Hurricanes' head coaches, student-athletes and administrators.

Prior to his arrival in Coral Gables, Freet served for nearly three years as Assistant AD for Communications at the University of South Florida. Over his tenure at USF, he led the redesign of GoUSFBulls.com -- which peaked at nine million impressions per fiscal year; shifted core design skills of staff from desktop publishing to web design to better serve the department and the recruiting needs of USF coaches; carved out budgetary dollars to create multimedia video team and internship, while leveraging power of online video without benefit of in-house TV production crew; successfully trimmed \$150,000 out of budget from 2007-08 to 2009-10, while changing the mind frame of staff to innovation-driven approach; blended and streamlined content for TheUSFBulls.com (coaches site), as well as social media efforts on Twitter, Facebook, YouTube and Digg; and launched streaming video and radio coverage (BullsVision) of all home Olympic events in August 2008. In addition, Freet's staff was the first among BIG EAST schools to produce Interactive Media Guides and stop the production of printed guides for all sports.

As the USF football contact, the program received regular national media coverage, both in print and online, while reeling in an unprecedented amount of national honors. In 2007, sophomore defensive end George Selvie and cornerback Mike Jenkins became the program's first-ever All-Americans. Selvie earned NCAA consensus All-America honors by leading the country in tackles for loss and ranked second in sacks. In 2008, Selvie became the first, and only, two-time All-American in USF history.

Freet came to USF after five years with the nationally recognized Athletics Media Relations Department at the University of Oklahoma. In his most recent position with OU as Associate Director of Media Relations, he handled secondary duties with the Sooner football team and served as the primary contact for women's basketball. In previous years, he also served as the contact for the softball, volleyball and men's and women's gymnastics programs.

The Mission Hills, Calif., native oversaw the successful promotion of Courtney Paris to 2007 AP Player of the Year, and played an integral part in the successful promotion of Heisman Trophy winner Jason White and All-Americans Adrian Peterson, Mark Clayton and Jammal Brown.



COACHES & STAFF

Head Coach Jim Morris.....	9-10
Assistant Coach/Rec. Coordinator Gino DiMare.....	11
Assistant Coach J.D. Arteaga	12
Assistant Coach Rich Witten.....	13
Baseball Staff.....	13



HEAD COACH JIM MORRIS

21st Season | Elon, 1973

LEXINGTON, N.C. | HEAD COACH: DEKALB C.C., 1976-79 | GEORGIA TECH, 1982-1993 | MIAMI, 1994-PRESENT

COACHES

MORRIS' CAREER

Head Coach

1994-pres. Miami
1982-1993 Georgia Tech
1976-79 DeKalb Community College

Assistant Coach

1980-81 Florida State
1975 Appalachian State

Playing Experience

1973-74 Boston Red Sox organization

EDUCATION

Appalachian State, 1975, M.S.

Elon College, 1973, B.A., Economics

Ben L. Smith High School, 1969

ACC CHAMPIONSHIPS

Georgia Tech - 4
(1985, 1986, 1987, 1988)
Miami - 1 (2008)

NCAA TOURNAMENT APPEARANCES

Georgia Tech - 9
(1985, 1986, 1987, 1988, 1989, 1990,
1991, 1992, 1993)
Miami - 20
(1994, 1995, 1996, 1997, 1998, 1999,
2000, 2001, 2002, 2003, 2004, 2005,
2006, 2007, 2008, 2009, 2010, 2011,
2012, 2013)

COLLEGE WORLD SERIES APPEARANCES

1994 - Miami
1995 - Miami
1996 - Miami
1997 - Miami
1998 - Miami
1999 - Miami (National Champions)
2001 - Miami (National Champions)
2003 - Miami
2004 - Miami
2006 - Miami
2008 - Miami

MISCELLANEOUS

ACC Coach of the Year, 2008
ABCA National Coach of the Year, 1999, 2001
Collegiate Baseball Coach of the Year, 1999, 2001
Baseball America Coach of the Year, 1994

PERSONAL

Born: Feb. 20, 1950 Hometown: Lexington, N.C.
Wife: Nhan Son: Will

It doesn't matter if his roster is full of rookies or veterans, University of Miami head baseball coach Jim Morris continues to produce some of college baseball's most consistent and dominant teams entering his 21st season in Coral Gables. With a talented staff around him, Morris' Hurricanes are continually the class of collegiate baseball, having advanced to the postseason in all 20 of his seasons and having captured national titles in 1999 and 2001.

In his 20-season tenure at Miami, no other program, nor head coach, has qualified for the College World Series as much as Morris and his Hurricanes. Miami, which has qualified for the NCAA Tournament a college baseball-record 41 consecutive years, has made it to Omaha in 11 of Morris' 20 seasons in Coral Gables. Morris set an NCAA record for guiding a program to the CWS in each of his first six years at UM. In addition, Morris has won 15 of 20 NCAA Regional appearances at UM, including a record 13-straight to start his tenure in Coral Gables. His teams have qualified for NCAA Regionals for the last 29 years - 20 at Miami and nine at Georgia Tech.

A three-time National Coach of the Year and 2008 Atlantic Coast Conference Coach of the Year, Morris has directed the Hurricanes to a 887-361-3 (.709) mark since arriving in 1994. Including his 12 seasons at Georgia Tech (1982-93), Morris has forged a 1,354-583-4 (.694) Division I record in 32 years as a Division I head coach. Overall, Morris has been the head coach at the collegiate level for 36 seasons, spending the first four at DeKalb (Ga.) C.C. from 1976-79, and has recorded a 1,521-652-4 (.698) mark.

In addition to carrying on Miami's great baseball reputation in the last 20 years, Morris personally led the charge in the construction of Alex Rodriguez Park, and logged hundreds of hours raising funds for the stadium's renovation.

On March 15, 2013, Morris won his 1,500th game as a head coach in signature fashion - upsetting No. 1 North Carolina on the road at Boshamer Stadium in Chapel Hill, N.C. The Hurricanes, who have never missed the Atlantic Coast Conference Championship since joining the ACC in 2004, qualified for their ninth straight conference tournament under Morris and earned a No. 2 seed in the Louisville Regional - Miami's 41st consecutive postseason trip.

In 2010, not only did he lead UM to its 37th straight postseason appearance, but Morris reached a pair of impressive coaching milestones. In UM's season-opening 6-1 victory over Rutgers on Feb. 20, Morris recorded his 1,200th win as a Division I head coach. With that victory, he became just the 18th coach - and the second at UM along with legendary coach Ron Fraser - in the history of D-I baseball to reach the 1,200-win mark. Just over a week after that landmark victory, he added another notable win to his resume when he picked up his 700th win at Miami with a 2-1 triumph at No. 12 Florida on Feb. 28. Morris closed out the 2009 season ranked fifth among active Division I coaches in career wins (1,237).

Following the 2009 campaign, then-University of Miami Director of Athletics Kirby Hocutt announced that Morris signed a contract extension through 2015.

Morris has reached a number of other coaching milestones in his time in Coral Gables. His 1,000th Division-I game on April 4, 2004, at his old stomping grounds at Georgia Tech. He also achieved another milestone during the 2004 season, winning his 500th game at the helm of the Miami program. Morris' 500th win came just a few weeks following his 1,000th overall win as a Division-I head coach by beating Florida State 7-3 on April 17. His 600th win at Miami fittingly came in UM's 2006 Regional Opener against San Francisco on June 2, an 11-2 win that began the greatest run to the postseason in Miami's history. He is the second Hurricanes' head coach to win 500 games at Miami, joining Fraser, who won 1,271 games from 1963-1992 in Coral Gables.

The 2008 season saw the Hurricanes reach their 11th CWS and reach the 50-win plateau for the seventh time under Morris. The team finished with an overall record of 53-11 (.828), the highest winning percentage for a Miami team in 16 seasons. The Hurricanes, after going 43-8 overall and 23-5 in ACC play during the regular season, went on to win their first ACC title at the 2008 ACC Championship in Jacksonville. Miami would go on to host and win both the Coral Gables Regional (vs. Bethune-Cookman, Mississippi and Missouri) and the Coral Gables Super Regional (vs. Arizona) on its path to Omaha. Morris earned ACC Coach of the Year honors for his leadership in 2008 while eight Hurricanes were named to the All-ACC team, including left-hander Chris Hernandez, who was named ACC Freshman of the Year.

For the first time in school history, three Hurricanes were selected in the first round of the Major League Baseball Draft in 2008. Junior first baseman Yonder Alonso (7th overall to the Cincinnati Reds), junior second baseman Jemile Weeks (12th overall to the Oakland Athletics) and junior right-handed pitcher Carlos Gutierrez (27th overall to the Minnesota Twins) were the first three of eight total Canes taken in the 2008 draft.

The Hurricanes advanced to the NCAA record 35th consecutive NCAA Regional in 2007 with a berth in the NCAA Columbia (Mo.) Regional. It was Morris' 14th straight regional appearance at Miami. His Hurricanes finished 37-24 and 17-13 in a tough Atlantic Coast Conference, which was good enough for third in the ACC's Coastal Division. Two players - freshman lefty Eric Erickson and sophomore Yonder Alonso - earned first team and second team All-ACC honors respectively. Four UM players were drafted in the 2007 Major League Baseball Amateur draft, while a fifth signed as a free agent.



Affectionately known as “3” by those surrounding the UM program, Morris led the 2006 Hurricanes to their 34th-straight NCAA Tournament, 13th straight NCAA Regional title and their eighth-consecutive NCAA Super Regional appearance, all extensions of NCAA records already held by Miami. Morris’ 2006 squad is the only one in the history of UM baseball to make to the College World Series by playing its entire postseason on the road. Eight student-athletes from Morris’ 2006 squad signed pro contracts following the season, including MLB Draft compensatory first-round selection Chris Perez (42nd overall, St. Louis Cardinals). The ‘Canes finished fifth in the Atlantic Coast Conference, arguably the best conference in college baseball after placing four teams in the 2006 College World Series.

The Hurricanes claimed the 2001 National Championship with a 12-1 victory over Stanford in the College World Series finale at Rosenblatt Stadium. The 11-run margin of victory over the Cardinal tied a 45-year-old CWS record for a championship game, while the Hurricanes’ 12.3 runs per game set a new CWS mark. Miami had also defeated Tennessee twice, 21-13 and 12-6, and Southern California, 4-3, to advance to the title game.

Miami finished the 2001 season riding a NCAA-high 17-game win streak, including a nine-game sweep during the postseason. The Hurricanes claimed the Coral Gables Regional championship with wins over Bucknell, Florida and Stetson, followed by a two-game sweep of Clemson in the Coral Gables Super Regional. The Hurricanes’ 53-12 overall record in 2001 marked the most in wins (53) and winning percentage (.815) under Morris. Miami also led the nation in stolen bases (228) and relief pitcher appearances (223). Morris also saw school record 11 players were drafted and two more signed to free agent contracts off his 2001 squad.

Collegiate Baseball and the American Baseball Coaches Association each honored Morris with its National Coach of the Year honors following his 2001 title to give him five such honors for his career. He additionally won top honors from Collegiate Baseball and the ABCA after the Hurricanes defeated Florida State, 6-5, for the 1999 National Championship. Morris’ first National Coach of the Year honor came in his first season at Miami in 1994.


Morris has tasted success everywhere he has been, and he knew when he came to the University of Miami in the fall of 1993 that there was no better place for a winner to be than at the helm of the Hurricane program.

MORRIS YEAR-BY-YEAR RECORDS

Year	School	Overall	PCT.	Postseason
1975	Appalachian State*	19-16	.543	
1976	DeKalb CC	26-14	.650	
1977	DeKalb CC	41-7	.854	
1978	DeKalb CC	31-11	.738	
1979	DeKalb CC	33-9	.786	
1980	Florida State*	51-11	.823	College World Series
1981	Florida State*	57-21	.731	NCAA Regional
1982	Georgia Tech	29-20	.592	
1983	Georgia Tech	38-15	.717	
1984	Georgia Tech	36-19	.655	
1985	Georgia Tech	42-19-1	.680	NCAA Regional
1986	Georgia Tech	45-23	.662	NCAA Regional
1987	Georgia Tech	51-14	.786	NCAA Regional
1988	Georgia Tech	45-24	.652	NCAA Regional
1989	Georgia Tech	38-26	.594	NCAA Regional
1990	Georgia Tech	46-25	.648	NCAA Regional
1991	Georgia Tech	42-26	.618	NCAA Regional
1992	Georgia Tech	45-19	.703	NCAA Regional
1993	Georgia Tech	47-14	.770	NCAA Regional
1994	Miami	49-14	.778	College World Series
1995	Miami	48-17	.738	College World Series
1996	Miami	50-14	.781	College World Series
1997	Miami	51-18	.739	College World Series
1998	Miami	51-12	.810	College World Series
1999	Miami	50-13	.794	National Champions
2000	Miami	41-19-1	.680	NCAA Regional
2001	Miami	53-12	.815	National Champions
2002	Miami	34-29	.540	NCAA Regional
2003	Miami	45-17-1	.722	College World Series
2004	Miami	50-13	.794	College World Series
2005	Miami	41-19-1	.680	NCAA Regional
2006	Miami	42-24	.636	College World Series
2007	Miami	37-24	.607	NCAA Regional
2008	Miami	53-11	.828	College World Series
2009	Miami	38-22	.633	NCAA Regional
2010	Miami	43-20	.683	NCAA Super Regional
2011	Miami	38-23	.623	NCAA Regional
2012	Miami	36-23	.610	NCAA Regional
2013	Miami	37-25	.597	NCAA Regional

Overall (36 seasons) 1,521-652-4 (.698)

*assistant coach (record not included in career coaching mark)





ASSISTANT GINO DiMARE

15TH SEASON | HITTING COACH & RECRUITING COORDINATOR | MIAMI, 1992

Gino DiMare serves assistant coach in charge of hitting, as well as the baseball program's recruiting coordinator. Overall, 2014 will mark DiMare's 15th year as a member of the Hurricanes baseball staff.

DiMare rejoined the University of Miami baseball program after three years away from the program in 2011. Prior to his exit in 2008, DiMare served as the Canes recruiting coordinator and hitting coach over his final nine seasons. He held the title of assistant head coach during the 2008 season - a year the Canes won the Atlantic Coast Conference championship before advancing to the College World Series.

DiMare's impact on the program was felt immediately upon his return, as the first two recruiting classes under his watch were ranked among the top 10 by two national publications. Miami's 2012 freshman class was ranked No. 10 by Baseball America, its first top-10 ranking from BA since 2006, and No. 9 by Collegiate Baseball. The 2013 class continued the trend, earning a No. 6 ranking from Baseball America and placing No. 4 in Collegiate Baseball.

Previously, DiMare helped recruit and coach players such as Yonder Alonso, Ryan Braun, Jon Jay, Gaby Sanchez, Danny Valencia and Jemile Weeks - all of whom have reached the big leagues in recent years. DiMare's accomplishments on the recruiting scene during his initial stint as recruiting coordinator were as impressive as the Hurricanes' annual postseason results. His 2001 class was rated among the top five nationally and his 2003 class was ranked among the top 15 nationally.

UM's 2008 recruiting class, which was targeted primarily by DiMare, was ranked second by Collegiate Baseball and fifth by Baseball America prior to the 2007 season. That includes Braun, the 2005 ACC Player of the Year and Cesar Carrillo, the ACC's Pitcher of the Year that same season. Braun and Carrillo were also Miami's two first-round draft picks in 2005. DiMare has also kept Florida's top talent home, including 2006 first-round pick Chris Perez (Holmes Beach) and second-round pick Jay (Miami).

DiMare's offensive teams also proved to be some of the best in the history of the Hurricanes program. Miami's offense ranked among the top 10 in school history in eight of DiMare's nine seasons as the club's hitting instructor. The 2005 team hit .321, the seventh-best team batting average in school history and the 2004 squad finished the season with a .330 batting average, which ranks fourth in school history. UM's .310 average in 2006 was only bested by five teams that were not under the guidance of DiMare, dating back 62 years.

The 1999 Hurricanes posted the third-best batting average in school history with a .333 mark, while the 2000 team finished with a .323 batting average that ranks sixth all time. Miami batted .315

in 2003 and .314 in 2002 (10th). The 2008 team that advanced to the College World Series and spent much of the season atop the national collegiate baseball polls finished the year hitting at a school eighth-best .320 average, while also ranking tied for second in home runs (106), fourth in slugging percentage (.541), eighth in total bases (1,202) and RBI (517), tied for ninth in doubles (135) and 10th in hits (711).

DiMare has long been associated with the Miami baseball program. First, he was a fan as a kid growing up in South Florida. Then, DiMare was a player for the Hurricanes following a stellar career at Miami Westminster Christian. He was a standout outfielder for the Canes from 1989-92, with a career batting average of .290. He currently ranks among UM's leaders in career games played (243), career stolen bases (93) and total sacrifices (36). In 1991, DiMare led the Hurricanes with a .353 batting average.

Following his career in Coral Gables, he was signed as a free agent by the Boston Red Sox. He played the 1992-93 seasons in the Red Sox minor league system in Winter Haven and Ft. Lauderdale. Upon returning to Miami, DiMare spent the 1996 season as an assistant coach at Westminster - the 1996 High School National Champions. DiMare then returned to UM in 1997 and was a volunteer coach for three seasons, in charge of outfielders and base running.

DiMare currently resides in Miami with his wife Denise and four daughters: Nicolette, Gianna, Giselle and Gina.





ASSISTANT J.D. ARTEAGA

12TH SEASON | PITCHING COACH | MIAMI, 2002

J.D. Arteaga is entering his 12th season on the UM coaching staff, and has served as UM's pitching coach since 2003.

Arteaga, a standout southpaw during his own four years in the Miami rotation, most recently coached lefthander Bryan Radziewski to Rawlings All-America honors in 2013 - the first for a UM player since 2010. Two of the team's weekend starters, Radziewski and fellow southpaw Chris Diaz, ranked among the top three in ERA for all Atlantic Coast Conference pitchers in 2013. Closer Eric Nedeljkovic, drafted by the Colorado Rockies in the 2013 Major League Baseball Draft, led all conference pitchers with 13 saves.

Arteaga has tutored three recent first-round draft picks in the Major League Baseball Amateur Draft - Carlos Gutierrez in 2008, Chris Perez in 2006 and Cesar Carrillo in 2005. Gutierrez was the 27th overall pick in the 2008 draft by the Minnesota Twins after earning second team All-ACC honors. Perez, who came to Miami as a starting prospect, was aided by Arteaga in his transition to becoming one of the country's top closers. Carrillo started his career 24-0 as a Hurricane.

In addition to his work in converting Perez from a starter to a closer, he helped Kyle Bellamy in his transition from a traditional over-the-top throwing motion to a sidewinding delivery. The move had great rewards, as Bellamy recorded 16 saves and finished the 2009 season with a 0.97 ERA en route to numerous first team All-America honors.

Arteaga's 2008 staff boasted National Freshman Pitcher of the Year and Roger Clemens Award finalist Chris Hernandez, who finished 11-0 with a 2.72 ERA while opponents hit just .223 against him. All three starters in 2008, Hernandez, sophomore lefty Eric Erickson and senior right-hander Enrique Garcia combined to go 27-4 while the entire pitching staff combined for the fewest walks (187) in school history and eighth-most strikeouts (554).

His 2006 staff, composed almost entirely of first-time starters, recorded five shutouts, the most by a UM staff since the 1998 season. Miami also recorded the team's first postseason shutout on the road since 1976 with a 7-0 win against Ole Miss in the 2006 Oxford Super Regional.

Four pitchers from Arteaga's 2005 pitching staff signed pro contracts following the season, including the school's first pitcher drafted in the first round since the 1991 season, Carrillo. Arteaga also played a major role in Carrillo's career development and run at the NCAA record books. Carrillo, who was the 18th overall pick in the 2005 draft, ended with a career record of 25-3, was an All-American and a finalist for the Dick Howser Trophy and the Roger Clemens Award as college baseball's best pitcher in 2005.

The 2004 Miami pitching staff produced the best team ERA in (3.73) since the 2000 season (3.72).

Morris named Arteaga the Hurricanes' next pitching coach on

March 4, 2003, nine games deep into the season. Arteaga's style and approach to pitching was vital in J.D. Cockroft's development into the ace on Miami's 2003 club. Cockroft, a crafty left-hander, went 11-3 with a 2.72 ERA in a team-high 119 innings, including three complete games and one shutout.

Arteaga played for the Hurricanes from 1994-1997, helping UM reach the College World Series four straight seasons. He left Miami as the program's all-time wins leader with 43 and the all-time starts leader with 72. Arteaga ranks second for innings pitched in a career with 458.1. He is also fifth on the all-time strikeouts chart with 343 career Ks.

Arteaga threw three complete games at UM and struck out career-high 11 batters on two different occasions (FSU, 4/16/95 and George Washington, 2/16/96). He posted an 11-3 record as a sophomore in 1995 and a 9-1 mark as a freshman.

Miami retired Arteaga's No. 33 on Feb. 5, 2003, prior to the season opener with Florida International. A 26th round draft choice by the New York Mets, Arteaga spent five seasons in the Mets' and Houston Astros' organizations. He had signed on with the Texas Rangers' organization in the spring of 2003, prior to accepting his post with the Hurricanes. He spent his last professional season with the Astros' Triple-A franchise New Orleans Zephyrs, compiling a 9-10 record with a 4.29 ERA in 15 starts and 42 appearances.

The left-hander came to the Hurricanes out of Westminster Christian in Miami. He won a career best 12 games as a junior in 1996 (12-1) and came back to go 11-4 as a senior. Arteaga and his wife Ysha live with their son A.J. and daughter Ariana.





COACHES / STAFF

COACHES



RICH WITTEN | ASSISTANT COACH | CATCHERS

Rich Witten is entering his first season on the University of Miami baseball staff as assistant coach. He will work primarily with the team's catchers.

Witten, served as director of baseball operations for one season at the University of Central Florida before arriving in Coral Gables, enjoyed a stellar five-year playing career with Coastal Carolina University from 2007-12.

The Danville, Ky., native, who registered a career .316 batting average during his time with the Chanticleers, was named to the All-Big South first team in 2012. The two-year team captain earned

his bachelors of science in exercise and sport science, and minored in psychology.

Witten went to five NCAA Regionals and two Super Regionals with the Chanticleers, and was named to the All-Regional team twice. He graduated among the program's all-time leaders in career doubles (50, seventh) and runs batted in (158, sixth), and finished ninth in the NCAA in RBI in his final season (66).

"I'm very excited to become a member of the University of Miami baseball program," Witten said upon his hiring. "It's an honor to be a part of a program with such incredible tradition and such a promising future. I'm looking forward to making an impact on the field and serve as a positive influence in the Miami community."



BRIAN GABRIEL | STRENGTH & CONDITIONING COACH

Brian Gabriel is entering his first season as an assistant strength and conditioning coach with the Miami Hurricanes, and has direct oversight of the Hurricanes baseball program.

Gabriel arrived in Miami after serving for six years as the head strength and conditioning coach at Coastal Carolina University. From 2006-09, Gabriel was the director of strength and conditioning for the Chanticleers' Olympic sports teams. In December 2009, he was promoted to director of speed, strength and conditioning for all sports, including the Chanticleers baseball and

football teams.

Gabriel's strength and conditioning programs helped impact a Chanticleers baseball program that captured six consecutive Big South Conference Championships, six NCAA Regional appear-

ances, three NCAA Regional host spots, and two NCAA Super Regional appearances.

Certified by the National Strength & Conditioning Association, Gabriel arrived at CCU in 2006 from Columbia University, where he served as an assistant strength coach and director of football strength and performance for four years. Prior to his time at Columbia, Gabriel had spent one year at Trinity (Texas) University as head strength and conditioning coordinator, as well as one year in the same position with the Detroit Dogs of the American Basketball Association - who won the ABA's World Championship that year.

A 1996 graduate of the University of Incarnate Word with a bachelor's degree in psychology, Gabriel earned his master's degree in biobehavioral science-physical education from Columbia in 2006. Gabriel and his wife Guadalupe have a son named Zion.



ROBERT MCDANIEL | DIRECTOR OF OPERATIONS & CAMPS

Robert McDaniel is entering his 14th season on the Miami baseball staff. He is responsible for clubhouse operations, managing the team's equipment, coordinating UM's travel plans and pre-game meals, supervising the team's student managers and all camp activities.

McDaniel, the team's Director of Baseball Operations & Camps, is in his second stint at Miami. In 2013, McDaniel was promoted to his current position after serving as Director of Baseball Operations since his return to the program in 2001.

Following the Hurricanes' second National Championship under Head Coach Jim Morris in 2001, Miami welcomed back a member from its first title under Morris in 1999. McDaniel, better known around the ballpark as "G.M.," returned during the 2001 offseason as the Hurricanes'

Coordinator of Baseball Operations, a position he held from fall 1998 through spring 1999.

McDaniel is one of the key cogs in the Miami baseball machine. A graduate of Miami's Christopher Columbus High School, G.M. left the Hurricanes following the 1999 National Championship to complete his studies and returned in 2002. He earned his bachelor's of science degree in sports management from Florida International University in the summer of 2003.

G.M. boasts a long line of baseball tradition in his lineage as the nephew of former Miami All-American Jorge Maduro and grandson of Cuban baseball legend Bobby Maduro. Along with the Hurricanes in 1999, he has worked in the clubhouses for the Tampa Bay Devil Rays Major League Organization and at Florida State as an undergraduate in 1997-98.

With Tampa Bay, G.M. also worked in the minor league clubhouse for the Class A Princeton (W.Va.) Devil Rays. Prior to the time spent in Tallahassee, G.M. served as an intern in 1996 with the Florida Marlins community relations department.



KENNY JOHNSON | ATHLETIC TRAINER

Kenny Johnson is entering his second season on the UM coaching staff, serving as the team's athletic trainer.

Johnson arrived at UM with a wealth of experience in baseball training. Johnson served as a minor league trainer within the Milwaukee Brewers organization from 2010-2012, and interned with the Florida Marlins in 2009.

While with the Brewers, Johnson worked with Milwaukee's Dominican Summer League team, performing all medical and athletic training duties. He also served as a Spring Training and Instructional League ath-

letic trainer with the Brewers.

While with the Marlins, he interned with the organization's Gulf Coast League affiliate. There he assisted the athletic trainer rehabilitation coordinator in all duties.

A native of Miami, Fla., Johnson graduated from Florida International University in 2009 with a bachelor's of science in health science. He earned his master's of science in athletic training from FIU in 2010.



PLAYERS

2014 Roster	14
Student-Athlete Profiles.....	15-39



2014 MIAMI HURRICANES PHOTO ROSTER/SPOTTING CHART

PLAYERS



#0 Zack Collins



#2 Laz Rivera



#4 Johnny Ruiz



#7 Alex Hernandez




#8 David Thompson



#9 Tyler Palmer



#10 John Lawroski



#13 Willie Abreu



#14 Danny Garcia



#16 AJ Salcines



#18 Chris Diaz



#19 Bryan Garcia



#22 Javi Salas



#24 Brad Zunica



#27 Brad Fieger



#28 Jacob Heyward



#30 Andrew Suarez



#31 Sam Abrams



#32 Adam Sargent



#34 Derik Beuprez



#36 Dale Carey



#38 Ryan Otero



#39 Cooper Hammond



#40 Garrett Kennedy



#41 Ricky Eusebio



#42 Edgar Michelangeli



#43 Thomas Woodrey



#44 Sebastian Diaz



#45 Chase Hodson



#47 Enrique Sosa



#48 Dylan White



#49 Carlos Diaz



#51 Brandon Lopez



#52 Daniel Sayles



#77 Bryan Radziewski



SAM ABRAMS

Junior | RHP | 5-9 | 175

#31

Miami, Fla. | Killian

PLAYERS

Sophomore (2013)...

Returned to team after one-year hiatus...Made three appearances out of bullpen, totaling 1.2 innings...Allowed two earned runs...Made season debut against Milwaukee (Feb. 23)...Went season-high 1.0 innings against Illinois State (March 12), striking out season-high two batters.

Freshman (2011)...

Saw action in seven games out of bullpen... Tossed 9 2/3 innings for Hurricanes... Picked up five strikeouts and allowed five runs (four earned) with four walks... Ended year with 3.72 ERA... Went season-long 3 2/3 innings on the bump at top-ranked Florida (Mar. 4), striking out two without surrendering run... Followed that with two-inning outing against Illinois State (Mar. 8), surrendering run on two hits and fanning one... Did not allow run last three outings, stretching three complete frames... Allowed just one hit through that span.

High School/Prep...

Played under for Killian Senior High School and head coach Angel Herrera... Amassed record of 3-2 in 2010 for Killian Senior High, striking out 28 batters with 3.00 earned run average... Helped team to Class 6-A (AAAAAA) District 16 championship... Lost in Regional Quarterfinals... As junior, picked up ERA of 3.30 and fanned 31 batters... Had best prep season in 2008, toting ERA of 3.00 while registering record 5-2 on mound... Named All-Miami/Dade campaign... Played summer ball for coach Dave Parra and All-American Prospects.

Personal...


Full name is Samuel Frederick Abrams... Parents are Lisa Goldstein and Chris Abrams... Has two siblings, Alexa and Dylan... Majoring in business... Mother, Lisa, attended University of Miami... Finished in Top 10 of graduating class in high school... Earned an academic letter three years at Killian Senior High School... Carried perfect 4.0 Grade Point Average (GPA) in high school.

CAREER HIGHS

Innings	3.2, vs. Florida, 3/26/11
Hits Allowed	2, four times
Runs	4, vs. GTech, 3/26/11
Earned Runs	4, vs. GTech, 3/26/11
Strikeouts	2, twice
Walks	2, twice

ABRAMS CAREER STATISTICS

Season	ERA	W-L	APP	GS	CG	SHO	SV	IP	H	R	ER	BB	SO	2B	3B	HR	b/avg	WP	HP	BK	SFA	SHA
2013	10.80	0-0	3	0	0	0/0	0	1.2	1	2	2	2	2	0	0	0	.200	1	1	0	1	0
2011	3.72	0-0	7	0	0	0/0	0	9.2	9	5	4	4	5	3	0	1	.243	0	0	0	2	0
TOTAL	4.76	0-0	10	0	0	0/0	0	11.1	10	7	6	6	7	3	0	1	---	1	1	0	3	0



CHRIS DIAZ

Junior | LHP | 6-0 | 195

#18

Florida City, Fla. | Gulliver Prep

PLAYERS

- 2013 COLLEGIATE NATIONAL TEAM MEMBER (USA BASEBALL)
- 2013 ALL-ATLANTIC REGION SECOND TEAM (ABCA)
- 2013 GREGG OLSON AWARD SEMIFINALIST (NCBWA)
- 2013 LOUISVILLE REGIONAL ALL-TOURNAMENT TEAM
- 2013 RON FRASER AWARD

Sophomore (2013)...

Ranked among ACC leaders in several statistical categories after dominant campaign... Selected semifinalist for inaugural Gregg Olson Award honoring college baseball's breakout player... Earned 2013 All-ABCA second team recognition... Named Opening Day starter prior to team's series with Rutgers... Ended regular season ranked second in conference in ERA and innings pitched... Finished year with lowest ERA (1.64) and most innings (109.2) of any pitcher on staff... Delivered 14 quality starts (at least six innings, three earned runs or less) in 16 chances, including nine straight to end season... Held hitters to .250 average with 78 strikeouts, allowing just 20 earned runs... Pitched 7.1 innings against Florida State (April 5), yielding zero earned runs with seven strikeouts... Set career high with 8.0 shutout innings against Maryland (April 12), scattering five hits... Allowed just two earned runs over six starts (44.1 innings) from April 5 through May 10, combining for 0.41 ERA... Recorded career-first double-digit strikeout game (10) in 7-0 win over Oklahoma State (May 31) at Louisville Regional.

Freshman (2012)...

Served as one of team's key arms out of bullpen in first year as a Hurricane, registering 23 appearances... Made two starts on year, finishing with 4.18 ERA and 2-1 record... Struck out 20 batters in 32.1 innings of work while walking 13 batters... Allowed only four extra-base hits (all doubles) all season... Registered then-career best six-inning scoreless streak stretching across six appearances from March 30 to April 18... Went three innings in first career start against Florida Atlantic, striking out two batters in three scoreless frames... Set career-high with 3.1 innings of relief against Florida State (April 21), allowing one run while striking out two batters.

High School/Prep...

Played for Javi Rodriguez at Gulliver Prep... Earned *Miami Herald* All-Dade first team honors after going 7-2 on mound with 1.82 ERA and 63 strikeouts sophomore year... Went 8-2 with 2.45 era and 66 strikeouts in senior year, leading team to regional finals and earning *Miami Herald* All-Dade first team honors for third time... Team finished as state runner-up in 2010... Played summer ball for Homestead Storm and coach Davie... Played in 2011 Sebring All-Star Game.

Personal...

Son of Domitila Diaz... Majoring in criminology with a minor in sports administration... Has one sister (Jazmine) and one brother (Robert).

CAREER HIGHS

- Innings**
8.0, four times
- Hits**
11, vs. Duke, 3/8/13
- Runs**
6, vs. Virginia, 3/29/13
- Earned Runs**
5, vs. Virginia, 3/29/13
- Strikeouts**
10, vs. Ok. State, 5/31/13
- Walks**
5, vs. Ok. State, 5/31/13

DIAZ CAREER STATISTICS

Season	ERA	W-L	APP	GS	CG	SHO	SV	IP	H	R	ER	BB	SO	2B	3B	HR	b/avg	WP	HP	BK	SFA	SHA
2013	1.64	7-5	16	16	1	0/2	0	109.2	101	29	20	27	78	11	1	1	.250	4	3	0	2	5
2012	4.18	2-1	23	2	0	0/2	0	32.1	35	17	15	13	20	4	0	0	.287	3	2	0	3	8
TOTAL	2.22	9-6	39	18	1	0/2	0	142.0	136	46	35	40	98	15	1	1	---	7	5	0	5	13



RYAN OTERO

RS Sophomore | RHP | 6-3 | 195

#38

Coral Gables, Fla. | Ransom Everglades

PLAYERS

Redshirt Freshman (2013)...

Recorded four appearances totaling 3.1 innings...Allowed five earned runs (13.50 ERA)...Made career debut against Duke (March 9), pitching one scoreless inning...Threw one scoreless frame against North Carolina (March 16)...Tied career-high totals with 1.0 inning and one strikeout against Virginia (March 29).

Freshman (2012)...

Sat out season and did not appear in any games, redshirted to retain eligibility.

High School/Prep...

Attended Ransom Everglades School in nearby Coconut Grove and played under head coach Pete Perez... During his senior season batted .426 with four home runs, 31 RBI and six stolen bases... Also had 5-5 record with 2.52 earned run average and five saves on mound.

Personal...

Majoring in Industrial Engineering... Parents are Jorge and Patti Otero... His father, Jorge, attended University of Miami Law School... Has older sister (Christina) and older brother (Daniel)... Brother, Daniel, played college baseball at Duke and USF, and now plays in San Francisco Giants organization.

CAREER HIGHS

Innings

1.0, three times

Hits

3, vs. Virginia, 3/29/13

Runs

4, vs. Virginia, 3/29/13

Earned Runs

3, twice

Strikeouts

1, twice

Walks

2, vs. Ill. State, 3/12/13

OTERO CAREER STATISTICS

Season	ERA	W-L	APP	GS	CG	SHO	SV	IP	H	R	ER	BB	SO	2B	3B	HR	b/avg	WP	HP	BK	SFA	SHA
2013	13.50	0-0	4	0	0	0/0	0	3.1	4	7	5	5	2	2	0	1	.267	1	0	0	0	0
TOTAL	13.50	0-0	4	0	0	0/0	0	3.1	4	7	5	5	2	2	0	1	.267	1	0	0	0	0



BRYAN RADZIEWSKI

RS Junior | LHP | 5-10 | 195

#77

Miami, Fla. | Florida Christian School

PLAYERS

- 2013 LOUISVILLE SLUGGER ALL-AMERICA SECOND TEAM (*Collegiate Baseball*)
- 2013 RAWLINGS ALL-AMERICA THIRD TEAM (*ABCA*)
- 2013 ALL-ACC FIRST TEAM
- 2013 ALL-ATLANTIC REGION FIRST TEAM (*ABCA*)
- 2013 GOLDEN SPIKES AWARD MIDSEASON WATCH LIST (*USA Baseball*)
- 2011 FRESHMAN ALL-AMERICA SECOND TEAM (*Baseball America*)

CAREER HIGHS

Innings	9.0, twice
Hits	9, twice
Runs	8, vs. Florida, 3/4/11
Earned Runs	5, twice
Strikeouts	16, vs. VTech, 3/23/13
Walks	6, vs. UNC, 5/26/11

Redshirt Sophomore (2013)...

Drafted by St. Louis Cardinals in 29th round (No. 875 overall) of 2013 Major League Baseball First-Year Player Draft...Recovered from 2012 season-ending shoulder surgery to deliver one of most dominant campaigns nationwide...Became program's first All-American since 2010, earning second-team Louisville Slugger honors (*Collegiate Baseball*)...Recognized as All-ACC first-team selection...Named to 2013 Golden Spikes Award Midseason Watch List by USA Baseball...Captured one of four nods on ABCA All-Atlantic Region first team...Earned third-team Rawlings All-America honors...Finished with 9-3 record and 1.78 ERA in 14 starts...Struck out career-high 109 batters in 91.0 innings...Marked return to weekend rotation with complete game shutout of Virginia Tech (March 23), striking out career-best 16 batters - three shy of conference single-game record...Threw seven shutout innings against Florida State (April 6), striking out eight batters while yielding just four hits...Struck out 10 batters in 7.0 innings against Clemson (April 20), one of four double digit-strikeout performances...Fanned 10 batters on the road at Wake Forest (May 11)...Threw eight shutout frames against Clemson in team's 2013 ACC Championship finale victory (May 25).

Sophomore (2012)...

Recorded five starts before missing rest of year to season-ending surgery...Finished with 2-0 record and 3.08 ERA in limited action...Struck out 21 batters in 26.1 innings of work...Pitched six innings in win over Albany (Feb. 26), striking out four batters and allowing two runs.

Freshman (2011)...

Named to 2011 *Baseball America* Freshman All-America second team... Finished 2011 campaign with team-leading nine wins, amassing 9-2 record with team third-lowest 3.35 earned run average... Miami native and Florida Christian School product started team-high matching 16 games for the Hurricanes, first freshman in more than 20 years to start season-opener on mound... Against Rutgers, struck out eight and allowed one earned run on three hits scattered across six full innings without factoring into decision - an eventual extra-innings win... Crafty left-hander finished the season ranked in the 10 for ACC across several categories... Led league in runners picked off (10), tied for fifth in starts (16), tied for eighth in wins (9) and was 10th in batters struck out (92) - all in 91 1/3 innings worked... Ended season with six consecutive wins in games earning decision.

High School/Prep...

Played under head coach Ernie Padron at Florida Christian School... Finished prep career with record of 28-6 on mound... Helped Patriots to 24-5 record in 2010, with FCS advancing to Regional Semifinals... Batted .468 with 38 RBI and five homeruns... On mound, finished year with 107 strikeouts and 8-2 record, holding ERA of 0.87...

Personal...

Parents are Lilly and Paul Radziewski... Has older brother, Kyle... Major is criminology... Played for USA National Team on 16-and under squad.

RADZIEWSKI CAREER STATISTICS

Season	ERA	W-L	APP	GS	CG	SHO	SV	IP	H	R	ER	BB	SO	2B	3B	HR	b/avg	WP	HP	BK	SFA	SHA
2013	1.78	9-3	15	14	2	2/3	0	91.0	53	24	18	30	109	9	0	1	.175	3	11	0	1	8
2012	3.08	2-0	5	5	0	0/0	0	26.1	24	10	9	14	21	4	0	3	.250	3	0	1	0	3
2011	3.35	9-2	16	16	0	0/0	0	91.1	87	48	34	37	92	21	0	2	.252	12	14	0	1	4
TOTAL	2.63	20-5	36	35	2	2/3	0	208.2	164	82	61	81	222	34	0	6	---	18	25	1	2	15



JAVI SALAS

Senior | RHP | 6-4 | 227

#22

Coral Gables, Fla. | Christopher Columbus

2013 ALL-ACC ACADEMIC TEAM

Junior (2013)...

Drafted by Minnesota Twins in 38th round of 2013 Major League Baseball First-Year Player Draft (No. 1130 overall)...Named team captain...Opened season in weekend rotation before shifting to bullpen late in year...Made 11 starts in 17 total appearances, finishing season with 5-5 record and 3.18 ERA...Delivered three straight quality starts (six innings or more, three earned runs or less) to open season...Threw six shutout innings in season debut against Rutgers (Feb. 16)...Yielded just one earned run in six innings at Florida (March 2)...Struck out season-high five batters against Duke (March 9)...Twirled career-first complete game against Stetson (April 10), scattering seven hits and one earned run...Allowed one earned run in six relief appearances...Recorded three relief outings in the postseason, totaling 2.0 innings and three strikeouts.

Sophomore (2012)...

Served as team's fourth starter for final four midweek match-ups of the regular season...Made 19 appearances on year, including five starts...Tied for second on team with six wins, finishing with 6-3 record...Recorded 3.21 ERA in 47.2 innings pitched, allowing 17 earned runs...Ranked fourth on team with 48 strikeouts..Registered only double-digit strikeout performance of year for Miami, a 10-punchout gem against FAU (April 24)...Picked up first win as starter with 6.1 innings against Stetson (April 18), striking out five and walking none...Pitched three innings of relief against Virginia (April 29), allowing no earned runs while scattering three hits...Delivered 2.1 scoreless innings of relief against Wake Forest (May 12), striking out four batters.

Freshman (2011)...

Saw action in 21 games out of bullpen freshman season for Hurricanes... Picked up 0-2 record on year with ERA of 5.59... Combined for one shutout... Tossed 29 complete innings, allowing 22 runs (18 earned) and striking out 13 with eight walks... Registered .279 average against... Did not allow single run against just one hit through 7 1/3 innings from Apr. 24 - May 7... Hurlled season-long 3.2 innings at top-ranked Florida (June 5) in Gainesville (Fla.) Regional... Threw three innings against ACC rival Florida State (Apr. 29) while allowing just one walk and picking up one strikeout... Tallied season-highs in strikeouts (two) against Georgia Tech (Mar. 25) and Florida (June 5).

High School/Prep...

Attended Christopher Columbus High School... Played baseball for coach Joe Weber... Finished senior year with record of 6-1 with 1.87 ERA and 74 strikeouts... Had five saves in relief... Named to second-team All-Miami/Dade County squad... Helped team to 23-7 record in 2010, with Explorers reaching regional finals... In 2009, went 5-2 on mound with earned run average of 1.21 while striking out 81 batters... Posted nine saves out of bullpen... A member of the second-team All-Miami/Dade County squad... Explorers went 25-8 in 2009, finishing as state runners-up... Saw action as a sophomore in 2008, with team going 19-9... He ended season with a 1-0 record, scoring 21 strikeouts and 3.56 ERA... Played summer ball for Florida Legends under head coach Angel Herrera.

Personal...

Full name is Javier Salas... Major is Accounting... Son of Raul and Aurora Salas... Both parents are lawyers... Has younger brother, Jorge, who also attends University of Miami... Father played football at Lafayette College... Named as Scholar-Athlete of the Year in 2010.

CAREER HIGHS

Innings	9.0, vs Stetson, 4/10/13
Hits	8, twice
Runs	7, vs. UNC, 3/16/13
Earned Runs	7, vs. UNC, 3/16/13
Strikeouts	10, vs. FAU, 4/24/12
Walks	3, twice



SALAS CAREER STATISTICS

Season	ERA	W-L	APP	GS	CG	SHO	SV	IP	H	R	ER	BB	SO	2B	3B	HR	b/avg	WP	HP	BK	SFA	SHA
2013	3.18	5-5	17	11	1	0/1	0	70.2	68	36	25	19	44	13	1	2	.256	1	7	0	4	4
2012	3.21	6-3	19	5	0	0/0	0	47.2	48	26	17	16	48	11	1	1	.261	3	3	1	2	5
2011	5.59	0-2	21	0	0	0/1	0	29.0	31	22	18	8	13	7	0	2	.279	3	5	0	1	3
TOTAL	3.67	11-10	57	16	1	0/2	0	147.1	147	84	60	43	118	31	2	5	---	7	15	1	7	12



AJ SALCINES

Senior | LHP | 6-0 | 202

#16

Miami, Fla. | Florida Christian School

2013 PRESEASON ALL-AMERICA THIRD TEAM (NCBWA)
2012 HURRICANE MOST VALUABLE PLAYER

Junior (2013)...

Finished among bullpen leaders in several categories, including appearances (28, first), wins (three, second), innings pitched (29.2, third), saves (two, second) and strikeouts (30, first)...Allowed 24 earned runs across 29.2 innings (7.28 ERA)...Pitched 2.1 scoreless frames against Florida State (April 7), striking out season-high three batters...Recorded season-long stretch of six shutout appearances (7.0 innings) from April 5 through April 20...Went season-long 2.2 innings against Boston College (April 28)...Recorded at least one strikeout in 22 of 28 appearances.

Sophomore (2012)...

Named Team MVP after dominant season out of bullpen...Split time as closer late in the year, ranking second on team with seven saves...Finished season with the lowest ERA on pitching staff (1.40) and most appearances of any pitcher (39)...Allowed only six earned runs across 38.2 innings of work, striking out 44 batters compared to only 11 walks...Held opponents to impressive .193 batting average while allowing only four extra-base hits all season...Picked up first win of year in team's extra-inning contest against Rutgers (Feb. 18), pitching one scoreless inning...Earned first save of season by working final 2/3 of inning against Florida Gulf Coast (Feb. 22)...Went career-best 12.2 innings without allowing earned run from March 13 - April 18...Worked season-long 2.2 innings against Florida State (April 22), matching career-high with four strikeouts...Threw 2.1 scoreless innings against Virginia (April 30), striking out three batters...Picked up saves late in regular season against Wake Forest (May 13) and Georgia Tech (May 18), along with another in ACC Tournament match-up with North Carolina (May 24)...Pitched 1.1 scoreless innings in team's NCAA Tournament finale against Missouri State (June 2).

Freshman (2011)...

Posted 1-0 record in two starts across 18 appearances as freshman for the Hurricanes... Recorded 5.27 ERA in 27 ½ innings tossed on campaign... Allowed 18 runs (16 earned) on 33 hits and fanned 27 batters... Tossed season-long four frames in Miami win over Florida Gulf Coast (Mar. 23)... Struck-out season-high four batters against Appalachian State (Feb. 25)... Picked up first collegiate win in Atlantic Coast Conference Championships against North Carolina (May 26) after tossing one inning and fanning two batters... Threw three complete innings at Florida (June 5) in NCAA Gainesville [Fla.] Regional where he allowed three hits and struck-out one with one batter walked... Did not allow run in contest against Gators.

High School/Prep...

Attended Gulliver Prep for two years before transferring to Florida Christian School to complete high school education junior and senior years... Played baseball at FCS for head coach Ernie Padron... Helped team achieve district championship in 2010... Named first-team all-state following year in which he collected 8-1 record on hill, posting ERA of 1.02, and fanning 65 batters... Played in 2010 Florida All-Star Game.

Personal...

Full name is Alfonso Salcines... Prefers to go by "AJ"... Son of Al and Dr. Damaris Salcines... Has two siblings - Curtis and Stephanie... Major is biology.

CAREER HIGHS

Innings

4.0, vs. FGCU, 3/23/11

Hits

5, vs. Virginia, 3/30/13

Runs

4, twice

Earned Runs

4, twice

Strikeouts

4, twice

Walks

2, four times

SALCINES CAREER STATISTICS

Season	ERA	W-L	APP	GS	CG	SHO	SV	IP	H	R	ER	BB	SO	2B	3B	HR	b/avg	WP	HP	BK	SFA	SHA
2013	7.28	3-3	28	0	0	0/2	2	29.2	35	27	24	14	30	10	0	3	.292	1	4	0	1	0
2012	1.40	3-0	39	0	0	0/2	7	38.2	26	10	6	11	44	2	0	2	.193	3	5	0	0	1
2011	5.27	1-0	18	2	0	0/0	0	27.1	33	18	16	13	27	7	0	2	.306	4	3	1	2	2
TOTAL	4.47	7-3	75	2	0	0/4	9	92.2	94	55	46	38	101	19	0	7	---	8	12	1	3	3

PLAYERS



ADAM SARGENT

Senior | RHP | 5-11 | 195

#32

Miami, Fla. | Miami Palmetto Senior

PLAYERS

Junior (2013)...

Missed first half of season due to arm tightness...Made four relief appearances totaling 2.0 innings....Allowed just one earned run (4.50 ERA) and two hits...Went season-high 1.0 inning against St. John's (May 3).

Sophomore (2012)...

Served as one of team's most reliable relievers, finishing with 2.81 ERA in 27 appearances...Allowed only eight earned runs in 25.2 innings on hill...Struck out 24 batters compared to only 13 walks... After allowing runs in first two appearances, went 9.1 innings spanning 10 appearances without allowing earned run...Matched career-high with three strikeouts in perfect frame against Illinois State (March 13)...Threw three innings of scoreless relief in team's series with Duke (March 16-18), striking out two batters...Beginning with outing against Bethune-Cookman (May 4), went 6.1 consecutive innings without allowing run through ACC Tournament match-up with Georgia Tech (May 27)...Pitched in both of team's NCAA Tournament games, throwing 1.2 combined scoreless innings with two strikeouts against Stony Brook (June 1) and Missouri State (June 2).

Freshman (2011)...

Saw time as middle reliever and setup man in freshman year... Finished season with 2-2 record with ERA of 4.40 in 29 appearances on bump... Tossed 30 2/3 innings... Allowed 25 hits and struck out 25 batters... Posted .227 average against... Failed to give up hit and fanned three batters through two complete frames in 7-3 win over Florida Atlantic (Mar. 15)... Earned first collegiate win at Wake Forest (Mar. 19), tossing 1 2/3 innings and striking out three in 4-3 decision... Picked up second victory against Jacksonville (June 5) in NCAA [Gainesville] Regional, hurling 1 1/3 innings and fanned two in 6-3 Canes decision... Also went two innings and did not allow hit against FAU (May 17) with two strikeouts and one walk.

High School/Prep...

Prepped at Miami Palmetto Senior High School, playing baseball for head coach Michael Klekotka... Went 7-3 on mound with ERA of 1.81 and registering 76 strikeouts during senior season... Named first-team All-Miami/Dade County by *Miami Herald*... Best pitcher of Sarasota Classic... All-Tournament Team of Sarasota Classic... Awarded Cy Young award for Miami Palmetto Senior High School... Did not play junior season due to injury... Played summer league for Florida Bombers and head coach Emilio Fernandez.

Personal...

Parents are James and Laurie Sargent... Has an older brother, Jordan... Majoring in Sports Administration... Named as No. 8 all-time Florida Bomber player.

CAREER HIGHS

Innings	3.0, vs. App St., 2/24/11
Hits	5, vs. Virginia, 4/30/12
Runs	4, vs. Barry, 4/13/11
Earned Runs	4, vs. Barry, 4/13/11
Strikeouts	3, four times
Walks	2, twice

SARGENT CAREER STATISTICS

Season	ERA	W-L	APP	GS	CG	SHO	SV	IP	H	R	ER	BB	SO	2B	3B	HR	b/avg	WP	HP	BK	SFA	SHA
2013	4.50	0-0	4	0	0	0/0	0	2.0	2	4	1	4	2	1	0	0	.250	2	1	0	0	1
2012	2.81	0-2	27	0	0	0/2	0	25.2	28	11	8	13	24	3	1	0	.267	1	5	0	0	2
2011	4.40	2-2	29	0	0	0/0	0	30.2	25	16	15	15	25	7	0	1	.227	3	11	0	0	1
TOTAL	3.70	2-4	60	0	0	0/2	0	58.1	55	31	24	32	51	11	1	1	---	6	17	0	0	4



ENRIQUE SOSA

Sophomore | RHP | 5-10 | 180

#47

Panama City, Panama | Acad. Interamericana de Panama

Freshman (2013)...

Made five appearances out of bullpen, totaling 7.0 innings...Allowed five earned runs (6.40 ERA)... Finished with three strikeouts...Pitched 1.0 scoreless inning in career debut against St. Thomas (Feb. 26)...Went career-high 2.2 innings and struck out career-high two batters against Illinois State (March 12).

Personal...

Parents are Enrique and Madeline Sosa... Has one brother, Felipe (17) and one sister, Ana Melinda (13)... Majoring in finance.

CAREER HIGHS

Innings

2.2, vs. Ill. State, 3/12/13

Hits

3, vs. Duke, 3/9/13

Runs

2, twice

Earned Runs

2, twice

Strikeouts

2, vs. Ill. State, 3/12/13

Walks

2, twice

PLAYERS

SOSA CAREER STATISTICS

Season	ERA	W-L	APP	GS	CG	SHO	SV	IP	H	R	ER	BB	SO	2B	3B	HR	b/avg	WP	HP	BK	SFA	SHA
2013	6.43	0-0	5	0	0	0/0	0	7.0	8	5	5	6	3	0	0	0	.296	3	0	0	0	0
TOTAL	6.43	0-0	5	0	0	0/0	0	7.0	8	5	5	6	3	0	0	0	.296	3	0	0	0	0



ANDREW SUAREZ

Junior | LHP | 6-2 | 205

#30

Miami, Fla. | Christopher Columbus

PLAYERS

Sophomore (2013)...

Recovered from shoulder surgery and made 15 starts as member of weekend rotation...Finished with 3-5 record and 3.95 ERA...Threw 86.2 innings, third-most of any pitcher on staff...Struck out 57 batters and issued 19 walks...Went 5.0 shutout innings in first career start against Rutgers (Feb. 17)...Allowed one earned run in 7.0 innings in 5-3 win over Duke (March 10)...Struck out career-high seven in 6.2 innings at North Carolina (March 17)...Named ACC Pitcher of the Week for complete-game shutout of Clemson (April 22)...Matched career high with seven strikeouts in 8.0 innings against Boston College (April 28)...Yielded one earned in 6.2 innings in 6-4 win over St. John's (May 5)...Totaled 12.0 innings in two postseason starts against North Carolina (May 23) and Oklahoma State (June 2) with eight strikeouts and one walk.

Freshman (2012)...

Missed nearly entire season rehabbing from surgery...Started and pitched three impressive innings against Miami Marlins in team's stadium-opening exhibition at Marlins Park.

High School/Prep...

Played at Christopher Columbus High School under head coach Joe Weber... Played club league for Florida Legends and coaches Angel Herrera and Carlos Marts... As senior, helped Columbus to 18-7 record... Tossed 34 complete innings, striking out 58 and collecting ERA of 1.65 and record of 5-3... Named All-Dade County first team... AFLAC All-America performer... Selected Team MVP in 2011... Went 5-1 on hill in 2010, picking up 1.51 ERA and team-leading 83 strikeouts... First team All-Dade and FHSAA Class 6-A Pitcher of the Year... Team went 24-6 as junior.

Personal...

Majoring in Criminology... Parents are Yoaris and Jose Suarez... Has three siblings - Jose, Kevin and Unisis.

CAREER HIGHS

Innings

9.0, vs. Clemson, 4/21/13

Hits

11, vs. UNC, 5/23/13

Runs

7, vs. UNC, 5/23/13

Earned Runs

7, vs. UNC, 5/23/13

Strikeouts

7, twice

Walks

5, vs. Wake, 5/12/13

SUAREZ CAREER STATISTICS

Season	ERA	W-L	APP	GS	CG	SHO	SV	IP	H	R	ER	BB	SO	2B	3B	HR	b/avg	WP	HP	BK	SFA	SHA
2013	3.95	3-5	15	15	1	1/1	0	86.2	94	47	38	19	57	21	5	4	.282	5	3	0	9	6
2012	19.29	0-0	3	0	0	0/0	0	2.1	6	5	5	1	1	0	0	1	.462	0	0	0	0	1
TOTAL	4.35	3-5	18	15	0	1/1	0	89.0	100	52	43	20	58	11	6	5	---	5	3	0	9	7



THOMAS WOODREY

Sophomore | LHP | 6-3 | 205

#32

Lighthouse Point, Fla. | Cardinal Gibbons

PLAYERS

Freshman (2013)...

Saw action in 19 games including three starts... Totaled 40.1 innings, fifth-most of any pitcher on staff... Ended season with 4-0 record and 3.12 ERA... Opened season as midweek starter before shifting to bullpen... Finished with 30 strikeouts compared to 14 walks... Earned save in first career appearance against Rutgers (Feb. 16)... Struck out career-high five batters in first career start against FAU (Feb. 20)... Went career-high 8.0 innings against Maine (March 5)... Made three appearances in postseason totaling 3.0 innings with six strikeouts.

High School/Prep...

Four year letterman at Cardinal Gibbons (2009-12)... First-team All-Broward County (2012)... Second-team All-Broward county (2010-11)... Totaled 22 wins in four seasons.

Personal...

Son of Scott and Dianne Woodrey... Has two older brothers, Scott and Ryan... Major is business.

CAREER HIGHS

Innings

8.0, vs. Maine, 3/5/13

Hits

7, vs. FAU, 2/20/13

Runs

3, vs. FAU, 2/20/13

Earned Runs

3, vs. FAU, 2/20/13

Strikeouts

5, vs. FAU, 2/20/13

Walks

5, vs. FAU, 2/20/13

WOODREY CAREER STATISTICS

Season	ERA	W-L	APP	GS	CG	SHO	SV	IP	H	R	ER	BB	SO	2B	3B	HR	b/avg	WP	HP	BK	SFA	SHA
2013	3.12	4-0	19	3	0	0/0	1	40.1	35	18	14	14	30	6	1	2	.230	4	1	1	1	3
TOTAL	3.12	4-0	19	3	0	0/0	1	40.1	35	18	14	14	30	6	1	2	.230	4	1	1	1	3



DALE CAREY

Senior | OF | 6-2 | 207

#36

Marietta, Ga. | Wheeler

Junior (2013)...

Saw action in 57 games, including 49 starts...Recorded 28 hits in 146 at bats (.192 average), with five doubles, two triples, one home run and 12 runs batted in...Ranked second on team with 12 steals (12-for-17)...Hit only home run of season against Milwaukee (Feb. 24), two-run shot...Went 2-for-3 in series opener against Duke (March 8)...Stole two bases in series finale against Virginia Tech (March 24)...Recorded season-high three RBI in 7-0 win over Clemson (April 21)...Went 2-for-2 and tied season high with three RBI in 5-0 shutout of Boston College (April 27)...Finished series against Georgia Tech with five hits in 10 at bats (.500)...Started all six postseason games in centerfield.

Sophomore (2012)...

Saw action in every game but one, recording 58 starts on the year...Recorded .984 fielding percentage...Recorded 214 at-bats and 58 hits, good for second-most on team in both categories...Batted .271, recording fifth-highest average among regular starters...Registered 11 doubles, two triples and two home runs while posting .373 on-base percentage...Ranked fourth on team with nine stolen bases...Recorded career-best nine-game hitting streak from March 25 through April 7...Connected on second career home run in 2-for-5 showing against Rutgers (Feb. 18)...Tied career high with three runs scored in midweek win over Illinois State (March 7)...Matched career-high with three hits, including double, in win over Albany (Feb. 26)...Went 2-for-4 with two doubles and two RBIs in win over Maryland (March 24)...Scored two runs in team's series-opening win over North Carolina (April 6)...Pounded three hits in team's series finale on the road at Florida State, including two doubles...Scored at least one run in eight consecutive games from May 6 through May 18, stretch that included six-game hitting streak...Went 3-for-4 in team's rubber match victory over Wake Forest (May 13)...Belted two-run home run against North Carolina during ACC Tournament, shot to left that proved to be game-winning hit.

Freshman (2011)...

Played in 58 games, including 44 starts... Started in outfield final 24 games of year... Made diving catch in NCAA Gainesville [Fla.] Regional that was named to ESPN SportsCenter Top 10 plays... Also made a SportsCenter Top 10 play with diving catch in first game of doubleheader at North Carolina (Apr. 23)... Ended year batting .271 - sixth-best on team... Drove in 24 runs on 42 hits while scoring 30 times on year... Pounded out eight doubles and added one home run while slugging .342... Swiped five bases in seven attempts.

High School/Prep...

Played high school baseball for Coach Dave McDonald at Wheeler High School... Saw most of time in centerfield for Wildcats, batting .398 with six homeruns senior year... Named to Team Georgia squad twice (2009, 2010)... Member of Team USA Final 32... Braves 400-club member... 2010 Preseason All-American... Named as No. 2 player in state of Georgia by *Scout.com*... Selected as No. 25 player in Georgia by *ESPN.com*... 2010 Offensive Player of the Year...

Personal...

Full name is Dale Kenneth Carey... Nickname is "D.K."... Parents are Dale and Kim Carey... Drafted by Pittsburgh Pirates in 21st round of 2010 Major League Baseball First-Year Player Draft... Has older sister, Kaisha.

CAREER HIGHS

At Bats

6, twice

Runs Scored

3, four times

Hits

3, five times

RBI

3, three times

Doubles

2, twice

Triples

1, four times

Home Runs

1, four times

Walks

3, vs. Maryland, 3/23/12

Steals

2, three times

Hitting Streak

9 games, 3/25-4/7/12

PLAYERS

CAREY CAREER STATISTICS

Season	AVG	GP-GS	AB	R	H	2B	3B	HR	RBI	TB	SLG%	BB	HP	SO	GDP	OBP	SF	SH	SB-ATT	PO	A	E	FLD%
2013	.192	57-49	146	22	28	5	2	1	12	40	.274	15	4	30	2	.283	1	12	12-17	100	3	2	.981
2012	.271	58-58	214	42	58	11	2	2	20	79	.369	31	5	48	2	.375	1	13	9-14	125	1	2	.984
2011	.271	58-44	155	30	42	8	0	1	24	53	.342	18	8	43	4	.376	0	3	5-7	91	4	4	.960
TOTAL	.249	173-151	515	94	128	24	4	4	56	172	.334	64	17	121	8	---	2	28	26-38	316	8	8	---



RICKY EUSEBIO

Sophomore | OF | 5-10 | 175

#41

Homestead, Fla. | Gulliver Prep

PLAYERS

Freshman (2013)...

Saw action in 47 games, including 23 starts...Served as primary defensive replacement late in games...Finished with 21 hits in 95 at bats (.221 average) and scored 14 runs...Eight steals (8-for-9) ranked fourth-most...Recorded first career multi-hit game at Florida (March 3)...Went 2-for-5 with two runs in win over Maine (March 5)...Registered season-high five-game hitting streak from March 19 through March 24...Drove in career-high three runs in 11-9 win over Virginia Tech (March 22)...Went 2-for-3 with two runs in 6-4 win over St. John's (May 5).

High School/Prep...

Four year letterman at Gulliver Prep (2009-12)... Guided team to state championship (2010)... Member of First-team All-Dade... Second-team All-Dade, All-American and region honorable mention (2010)... Underclassmen All-American and region high honorable mention (2011)... All-Region Florida (2012)... Rawlings All-American honorable mention (2012)... Hit .430 with 4 home runs, 20 RBI, and 20 stolen bases as senior.

Personal...

Son of Julio and Alina Eusebio... Has one younger sister and one older sister... Major is Business.

CAREER HIGHS

At Bats

5, twice

Runs Scored

2, twice

Hits

2, twice

RBI

3, vs. VTech, 3/22/13

Doubles

1, three times

Triples

N/A

Home Runs

N/A

Walks

2, vs. VTech, 3/22/13

Steals

2, vs. UNC, 3/17/13

Hitting Streak

5 games, 3/19-24/13

EUSEBIO CAREER STATISTICS

Season	AVG	GP-GS	AB	R	H	2B	3B	HR	RBI	TB	SLG%	BB	HP	SO	GDP	OBP	SF	SH	SB-ATT	PO	A	E	FLD%
2013	.221	47-23	95	14	21	3	0	0	8	24	.253	12	2	26	2	.315	2	8	8-9	52	2	3	.947
TOTAL	.221	47-23	95	14	21	3	0	0	8	24	.253	12	2	26	2	.315	2	8	8-9	352	2	3	.947



BRAD FIEGER

Senior | INF | 6-1 | 193

#27

Naples, Fla. | Naples

PLAYERS

Junior (2013)...

Saw action in 56 contests, including 55 starts...Opened season at third base before switching to first base ...Ranked among team leaders in several categories, including hits (50, fifth), batting average (.279, fourth), doubles (13, second) and runs batted in (34, second)...Registered longest hitting streak of any player at 14 games (Feb. 16 through March 18)...Tied for second on team with seven multi-RBI games...Set career high with five RBI and three doubles in 9-2 win over Illinois State (March 13)...Went 3-for-3 with two runs and one RBI in 12-3 win over St. John's (May 3)...Knocked in five runs in postseason, including two against Clemson (May 25) at 2013 ACC Championship and two against Louisville (June 1) at Louisville Regional.

Sophomore (2012)...

Finished as only player to start every game of season, ranking first with 59 starts...Made successful mid-season switch across diamond, moving from first base to third base...Batted .295 on year, recording second-highest average on team...Led or tied for team lead with 66 hits, 224 at-bats, 14 doubles and 92 total bases...Led Hurricanes with 22 multi-hit games on year, nine more than next-highest figure...Finished team's series with Rutgers (Feb. 17-19) combined 4-for-9 (.444) with three runs scored and one double...Recorded five hits in team's three-game set with Florida (March 2-4)...Registered five-game hitting streak from March 4-11, collecting nine hits and scoring four runs...Hit late game-winning homerun in match-up with Boston College (March 10)...Matched career high with four hits in offensive explosion at home against FAU (March 21)...Registered five combined hits in team's three-game sweep of No. 3 North Carolina (April 6-8)...Had five hits in team's weekend set with Wake Forest (May 11-13), including grand slam in series finale that helped clinch series...Had a two-run home run in team's NCAA Tournament opener against Stony Brook (June 1).

Freshman (2011)...

Saw time at both first base and third base... Finished year with .280 average with two home runs and 29 RBI in 61 games played... Had 225 plate appearances... Scored 28 runs and had 14 doubles on year... Recorded .957 fielding percentage with 160 putouts and 84 assists primarily from his base position.

High School/Prep...

Prepped at Naples High School last three years, but spent freshman year at Barron Collier High School... Played for head coach Rick Turner... Hit .531 in 2010, seeing action at third base, shortstop and pitcher... Drove in 43 runs with nine homers, posting 1-0 record and three saves on mound with ERA of 3.23 ... Selected as *Naples Daily News* Player of the Year... FALA Class 4-A (AAAA) Player of the Year... FACA State Senior All-Star Game participant... Earned Louisville Slugger and Rawlings All-America honors... Voted Most Outstanding Hitter for Sarasota Classic... Naples High School all-time leader in batting average, RBI, home runs, hits and extra-base hits.

Personal...

Parents are Gene and Angela Fieger... Has an older brother (Gene Jr.)... Major is sports administration ... Father is golf professional, participating in 1993 and 1998 U.S. Open... Volunteers for VSA Animal Rescue in Naples in effort to reduce number of unwanted animals in Collier County... North Naples Little League State Champion in early playing days.

CAREER HIGHS

At Bats

7, twice

Runs Scored

3, vs. FGCU, 4/29/11

Hits

4, twice

RBI

5, vs. Ill. State, 3/13/13

Doubles

3, vs. Ill. State, 3/13/13

Triples

N/A

Home Runs

1, six times

Walks

5, vs. Ill. State, 3/13/13

Steals

1, six times

Hitting Streak

14 games, 2/16-3/18/13

FIEGER CAREER STATISTICS

Season	AVG	GP-GS	AB	R	H	2B	3B	HR	RBI	TB	SLG%	BB	HP	SO	GDP	OBP	SF	SH	SB-ATT	PO	A	E	FLD%
2013	.279	56-55	179	14	50	13	0	0	34	63	.352	16	3	28	4	.338	6	2	2-4	149	60	9	.959
2012	.295	59-59	224	29	66	14	0	4	39	92	.411	17	1	36	0	.339	6	7	3-4	183	89	11	.961
2011	.280	61-60	225	28	63	14	0	2	29	83	.369	18	1	24	6	.333	2	8	1-1	160	84	11	.957
TOTAL	.285	176-174	628	71	179	41	0	6	102	238	.379	51	5	88	10	---	14	17	6-9	492	233	31	---



ALEXANDER HERNANDEZ

Senior | 2B | 5-8 | 170

#7

West Palm Beach, Fla. | PBSC | Palm Beach Central

PLAYERS

Junior (2013)...

One of two Hurricanes to start all 62 games...Ranked among team leaders in multiple offensive categories, including at bats (225, first), hits (60, second), runs (42, second), doubles (16, first), runs batted in (31, third) and walks (26, second)...Opened career on nine-game hitting streak (Feb. 16 - Feb. 27)... Ranked second on team with 16 multi-hit games... Set career high with three hits in 7-6 victory over Milwaukee (Feb. 24)...Went 2-for-4 and scored career-high three runs in 9-2 win over Illinois State (March 13)...Recorded career-first home run in 6-0 shutout of Florida State (April 6)...Registered career-high three RBI in 6-4 win over St. John's (May 5)...Started 58 of 62 games at second base, contributing to majority of 58 doubles plays – third-most of any ACC team.

High School/Prep...

Four year letterman at Palm Beach Central (2006-09)... District champions in three of four years.

Personal...

Son of Adrian and Tamara Hernandez... Major is criminology.

CAREER HIGHS

At Bats

5, seven times

Runs

3, twice

Hits

3, twice

RBI

3, vs. St. John's, 5/3/13

Doubles

2, vs. B-CU, 4/17/13

Triples

N/A

Home Runs

1, vs. FSU, 4/6/13

Walks

3, twice

Steals


1, four times

Hitting Streak

9 games, 2/16-27/13

HERNANDEZ CAREER STATISTICS

Season	AVG	GP-GS	AB	R	H	2B	3B	HR	RBI	TB	SLG%	BB	HP	SO	GDP	OBP	SF	SH	SB-ATT	PO	A	E	FLD%
2013	.267	62-62	225	42	60	16	0	1	31	79	.351	26	7	31	3	.358	2	9	4-11	110	191	12	.962
TOTAL	.267	62-62	225	42	60	16	0	1	31	79	.351	26	7	31	3	.358	2	9	4-11	110	191	12	.962



GARRETT KENNEDY

Junior | C | 6-1 | 205

#40

Davie, Fla. | Archbishop McCarthy

PLAYERS

2013 LOUISVILLE REGIONAL ALL-TOURNAMENT TEAM

Sophomore (2013)...

Saw action in 45 games including 39 starts...Finished season with .282 average (35 hits in 124 at bats), third-highest mark of any regular starter....417 on-base percentage and 27 walks ranked second...Three home runs ranked second-most of any player...Added four doubles and drove in 16 runs...Recorded six multi-hit games...Connected on career-first home run against Florida (March 3)... Went 2-for-3 with career-high three runs in 8-2 win over Stetson (April 10)...Tied career high with three runs in series opener against St. John's (May 3)...Hit second career home run against Wake Forest (May 12)...Led team with seven hits in 20 postseason at bats (.350 average) ...Recorded career-first three-hit, three-RBI game against Oklahoma State (May 31) at Louisville Regional... Named to Louisville Regional All-Tournament Team.

Freshman (2012)...

Started 31 games behind plate in first season with Hurricanes...Impressed defensively in role as starter...Connected for 14 hits in 85 at-bats (.165 average), scoring six runs on year...Recorded an impressive 23:18 strikeout-to-walk ratio...Registered first career multi-hit game in 2-for-3 showing on road at Florida State (April 21)...Also recorded multi-hit games against Georgia Tech (May 18) and in ACC Tournament match-up with NC State (May 23).

High School/Prep...

Played for Richard Bielski at Archbishop McCarthy High School... Two-time recipient of Defensive Player of the Year Award... In senior year, led team to both state and national championships with 29-3 record... Batted .390 with two home runs and 26 RBI... In junior year, team won state championship with 27-5 record... Registered .420 batting average as junior with four homers and eight stolen bases... Played summer league the All-American Prospects under head coach Dave Parra.

Personal...

Major is economics... Parents are Jim and Valay Kennedy... Has an older sister, Marissa.

CAREER HIGHS

At Bats

5, vs. St. Thom., 3/28/12

Runs Scored

3, twice

Hits

3, vs. Ok. State, 5/31/13

RBI

3, vs. Ok. State, 5/31/13

Doubles

1, four times

Triples

N/A

Home Runs

1, three times

Walks

3, vs. St. John's, 3/5/13

Steals

N/A

Hitting Streak

4 games, 3/23-30/13

KENNEDY CAREER STATISTICS

Season	AVG	GP-GS	AB	R	H	2B	3B	HR	RBI	TB	SLG%	BB	HP	SO	GDP	OBP	SF	SH	SB-ATT	PO	A	E	FLD%
2013	.282	45-39	124	17	35	4	0	3	16	48	.387	27	3	24	1	.417	2	0	0-2	282	32	0	1.000
2012	.165	40-31	85	6	14	0	0	0	4	14	.165	18	0	23	1	.308	1	7	0-1	243	30	5	.982
TOTAL	.234	95-70	209	23	49	4	0	3	20	62	.297	45	3	47	2	---	3	7	0-3	525	62	5	---



JOHN LAWROSKI

Senior | OF | 5-10 | 180

#10

Ocala, Fla. | Trinity Catholic

PLAYERS

Redshirt Junior (2013)...

Saw action in 16 games, including two starts...Served as one of team's primary pinch-runners... Went perfect 4-for-4 on stolen base attempts...Did not record hit in 12 at bats...Scored career-first run in win over Columbia (March 20)...Made career-first start at Virginia (March 30)...Scored run against Georgia Tech (May 16).

Junior (2012)...

Sat out season after transferring from Birmingham Southern...Earned MVP honors of annual Orange & Green Fall World Series.

Before Miami...

Appeared in 31 games as freshman at Birmingham Southern, starting at third base, as designated hitter and in outfield... Hit .350 with one home run and 21 RBI... Finished season perfect 8-for-8 in stolen base attempts... Two-sport athlete for Panthers, starting wide receiver on Birmingham Southern football team.

High School/ Prep...

Four-year starter and letterwinner at Trinity Catholic High School in Ocala, Fla... Coached by Tommy Bond... Named first team all-county three times and three-year member of all-state team, earning first-team honors as senior... Led team to four consecutive District Championships and state final four appearance as senior... In District final, had walk-off home run to complete cycle... Team captain... Hit .483 senior year while scoring 43 runs with 23 RBI and swiping 40 bases... Also played for Orlando Scorpions under Coach Sal Lombardo... Lettered in football, basketball all four years and track during senior year... Selected to FHSAA Academic All-State Team... Was 2009 Florida Dairyman's Boys' Scholar-Athlete of Year, and was WCJB-TV 20 Scholar-Athlete of the Week... Member of National Honor Society and Spanish Honor Society.

Personal...

Son of Greg and Kim Lawroski... Has one sister, Carlin, who resides in Atlanta, Ga...Obtained real estate license in August 2011... Majoring in economics with minor in business administration.

CAREER HIGHS

At-Bats

2, twice

Runs Scored

1, twice

Hits

N/A

RBI

N/A

Doubles

N/A

Triples

N/A

Home Runs

N/A

Walks

N/A

Steals

1, four times

Hitting Streak

N/A

LAWROSKI CAREER STATISTICS

Season	AVG	GP-GS	AB	R	H	2B	3B	HR	RBI	TB	SLG%	BB	HP	SO	GDP	OBP	SF	SH	SB-ATT	PO	A	E	FLD%
2013	.000	16-2	12	2	0	0	0	0	0	0	.000	0	0	6	0	.000	0	1	4-4	8	9	0	1.000
TOTAL	.000	16-2	12	2	0	0	0	0	0	0	.000	0	0	6	0	.000	0	1	4-4	9	9	0	1.000



BRANDON LOPEZ

Sophomore | SS | 6-1 | 170

#51

Miramar, Fla. | American Heritage

Freshman (2013)...

Saw action in 59 games at shortstop, including 58 starts – third-most of any player...Connected for 44 hits in 181 at bats (.243 average), including one double and one home run...Drove in 15 runs...Registered 10 multi-hit games, tied for fifth-most on team ...Went 2-for-2 with one run in career debut against Rutgers (Feb. 16)...Recorded career-best seven-game hitting streak from Feb. 24 through March 5...Went 3-for-4 in series-opening win at Florida (March 1)...Drove in two runs in win over Maine (March 5)... Connected for career-first home run at Wake Forest (May 10)...Finished series with Demon Deacons batting .416 (5-for-12) with team-high totals of five hits and five RBI, including all four in 5-4 game two loss (May 11)...Recorded first career postseason RBI in 7-0 shut-out of Oklahoma State (May 31) at Louisville Regional.

High School/Prep...

Ranked No. 13 freshman nationwide by *Baseball America* entering 2013 season...Drafted in 34th round of 2012 MLB First-Year Player Draft by Toronto Blue Jays...Named Rawlings Third-Team All-America in 2012...Selected First-Team All-Broward by *Miami Herald* after hitting .406 with three home runs and 19 RBIs senior year.

Personal...

Son of Omar and Evelyn Lopez...Has two younger sisters, Natalie (18) and Jennifer (17) ... Has younger brother, Zachary (13) ... Major is sports administration.

CAREER HIGHS

At Bats

5, vs. St. John's, 5/5/13

Runs

2, vs. Duke, 3/10/13

Hits

3, four times

RBI

4, vs. Wake, 5/11/13

Doubles

1, vs. Stetson, 4/10/13

Triples

N/A

Home Runs

1, vs. Wake, 5/10/13

Walks

2, vs. Duke, 3/10/13

Steals

1, five times

Hitting Streak

7 games, 2/24/13 - 3/5/13



LOPEZ CAREER STATISTICS

Season	AVG	GP-GS	AB	R	H	2B	3B	HR	RBI	TB	SLG%	BB	HP	SO	GDP	OBP	SF	SH	SB-ATT	PO	A	E	FLD%
2013	.243	59-58	181	17	44	1	0	1	15	48	.265	19	2	37	4	.322	0	9	5-7	74	168	12	.953
TOTAL	.243	59-58	181	17	44	1	0	1	15	48	.265	19	2	37	4	.322	0	9	5-7	74	168	12	.953



TYLER PALMER

Senior | OF | 5-11 | 189

#9

Pembroke Pines, Fla. | University

PLAYERS

2013 LOUISVILLE REGIONAL ALL-TOURNAMENT TEAM

Junior (2013)...

Saw action in 48 games with 36 starts, including final 25 games of season...Started at four different positions: second base, third base, left field and right field...Recorded 38 hits in 142 at bats (.268 average) with 24 runs scored, fourth-most on team...Swiped 11 bases in 15 attempts (.733), third-most on team...Registered seven multi-hit games on season...Named 2013 Louisville Regional All-Tournament, finishing 5-for-11 (.455) with five runs and two doubles in three games...Tied career high with three hits and three runs in 8-3 win over Wake Forest (May 10)...Went 3-for-4 with two runs in 7-0 win over Oklahoma State at Louisville Regional (May 31).

Sophomore (2012)...

Saw action in 46 contests, including 44 starts...Started at four different positions, including first base, third base, right field and designated hitter...Finished year with 38 hits in 152 at-bats (.250 average), ranking third with 30 runs scored...Tied for third on team with four home runs...Drove in 20 runs and swiped 10 stolen bases, tied for second-most on team...Recorded fourth-longest hitting streak of any player with seven-game stretch from Feb. 19-March 2...Set career highs with three runs scored and three RBIs in win over Albany (Feb. 26)...Belted second homerun of year against former team, solo shot against Florida (March 2)...Went 2-for-4 with double in midweek win over Miami-OH (March 7)...Recorded two runs scored and one home run in midweek win on road over UCF (March 14)...Set career high with three hits in win over No. 3 North Carolina (April 7)...Recorded hit in each of team's three games on road at Florida State (April 20-22), including two doubles...Went 2-for-3 with three RBIs in series-opening win over Wake Forest (May 11).

Before Miami...

Transferred to Miami after spending freshmen season at University of Florida... Played in nine games, with four starts at third base, and batted.286 (4-for-14) with three runs... Was 1-for-4 (.250) in four SEC games... Collected first hit and first RBI in league play with ninth-inning pinch-hit double in game two at Georgia... Started opener versus South Carolina at third base and was 0-for-2 with one error... Had pair of pinch-hit singles in two-game series with Winthrop... Collected first career RBI with bases-loaded walk in game one... Started games one and three against Rhode Island and was 1-for-5 (.200)... Did not commit any errors on hot corner... Legged out infield single for first hit... Made collegiate debut by starting at third base at USF on March 9.

High School/Prep...

Infielder/outfielder from the University School of Nova Southeastern University under head coach Richie Palmer... Ranked No. 50 in state of Florida according to *ProspectsWire.com* and was fifth-best shortstop on list... Was named High Honorable Mention on Rawlings' Preseason All-America Team... Earned first-team All-Broward Country senior year after hitting .610 with 37 RBI, 24 stolen bases and six homers... Was team's Most Valuable Player during final two prep seasons.

Personal...

Majoring in exercise physiology... Parents are Gaspar and Mary Palmer... Has one brother, Richie.

CAREER HIGHS

At Bats

6, vs. UNC, 4/7/12

Runs Scored

3, twice

Hits

3, three times

RBI

3, vs. Albany, 2/26/12

Doubles

1, 12 times

Triples

N/A

Home Runs

1, four times

Walks

3, vs. BC, 3/10/12

Steals


2, twice

Hitting Streak

7 games, 2/19 - 3/12/12

PALMER CAREER STATISTICS

Season	AVG	GP-GS	AB	R	H	2B	3B	HR	RBI	TB	SLG%	BB	HP	SO	GDP	OBP	SF	SH	SB-ATT	PO	A	E	FLD%
2013	.268	48-36	142	24	38	4	0	0	6	42	.296	11	3	21	2	.331	1	10	11-15	57	12	4	.945
2012	.250	46-44	152	30	38	8	0	4	20	58	.382	23	7	45	1	.370	2	11	10-13	131	11	4	.973
TOTAL	.259	94-80	294	54	76	12	0	4	26	100	.340	34	10	66	3	---	3	21	21-28	188	23	8	---



DAVID THOMPSON

Sophomore | 3B | 6-2 | 207

#8

Miami, Fla. | Westminster Christian

PLAYERS

- 2013 FRESHMAN ALL-AMERICA SECOND TEAM (*Perfect Game*)
- 2013 LOUISVILLE REGIONAL ALL-TOURNAMENT TEAM
- 2013 ROOKIE OF THE YEAR AWARD
- 2013 HOMERUN CHAMPION AWARD

Freshman (2013)...

Saw action in 52 games including 51 starts...Recognized with second-team Freshman All-America honors by Perfect Game...Opened season at first base, switched to third base midseason...Led team in several offensive categories, including home runs (six), runs batted in (46), total bases (84) and multi-RBI games (14)...Ranked second in batting average (.286), doubles (14) and multi-hit games (17)...Reached base in each of final 28 games...Went 1-for-3 with two RBI in debut against Rutgers (Feb. 16)... Hit career-first home run in 5-4 win at Florida Atlantic (Feb. 20)...Delivered game-winning RBI single in ninth inning of team's 3-2 win at Florida (March 1)...Connected on first home run at home in 5-0 win over UCF (March 6)...Delivered career highs of three runs and five RBI in 11-7 win over Georgia Tech (May 17)...Went 6-for-20 (.300) in six postseason starts, including one double, three runs, and four RBI.

High School/Prep...

Four year letterman in baseball and football (2009-12)... Three-year letterman in basketball (2009-11)... Was first three-time *Miami Herald* Athlete of the Year... All-Dade County (2009-12)... State home run leader for single season (19) and career (55)... Under Armour All-American... Semper Fi All-American.

Personal...

Son of Ed and Jenn Thompson... Has an older brother, Matt .. Has an older sister, Abby... Sister-in-law is Laura ... Major is sports administration.

CAREER HIGHS

- At Bats**
5, five times
- Runs Scored**
3, vs. GTech, 5/17/13
- Hits**
2, 14 times
- RBI**
5, vs. GTech, 5/17/13
- Doubles**
2, twice
- Triples**
N/A
- Home Runs**
1, six times
- Walks**
2, three times
- Steals**
1, three times
- Hitting Streak**
9 games, 5/3-18/13

THOMPSON CAREER STATISTICS

Season	AVG	GP-GS	AB	R	H	2B	3B	HR	RBI	TB	SLG%	BB	HP	SO	GDP	OBP	SF	SH	SB-ATT	PO	A	E	FLD%
2013	.286	52-51	182	22	52	14	0	6	46	84	.462	20	5	30	8	.368	2	3	3-5	172	78	13	.951
TOTAL	.286	52-51	182	22	52	14	0	6	46	84	.462	20	5	30	8	.368	2	3	3-5	172	78	13	.951



WILLIE ABREU

Freshman | OF | 6-4 | 225

#13

Hialeah, Fla. | Mater Academy

High School/Prep...

Drafted in 14th round of 2013 Major League Baseball First-Year Player Draft by Cincinnati Reds (No. 435 overall)...Ranked No. 66 high school senior nationwide by Perfect Game...Named Rawlings Preseason All-America prior to senior season at Mater Academy, leading Lions in batting average (.513), runs (34), triples (four) and home runs (six)...Garnered all-state honors from Florida Athletic Coaches Association (FACA)...Earned *Miami Herald* first-team All-Dade recognition senior year and named third-team All-Dade junior year...Selected to play in 2012 Under-Armour All-America Game at Wrigley Field...Won gold with Team USA at IBF 16U World Championships...Ranked No. 175 Draft-eligible prospect by Perfect Game and No. 202 by *Baseball America*.

Personal...

Full name is William Manuel Abreu...Son of Manny and Rosy Abreu...Has one sister, Janelle (20)...Intends to major in sports administration.



DERIK BEAUPREZ

Freshman | RHP | 6-5 | 233

#34

Cherry Hills Village, Colo. | Cherry Creek

High School/Prep...

Drafted in 25th round of 2013 Major League Baseball First-Year Player Draft by Boston Red Sox (No. 743 overall)...Ranked No. 128 high school senior nationwide by Perfect Game ... Named Rawlings Preseason All-America prior to senior season at Cherry Creek, where he hit .468 with five home runs and 26 RBI ... Selected to play in 2012 Under-Armour All-America Game at Wrigley Field and 2012 Perfect Game All-America Classic at Petco Park...Earned back-to-back first-team All-Colorado accolades from *Denver Post* for final two seasons...Hit .349 with five home runs and 25 RBI as junior.

Personal...

Full name is Derik Boe Beauprez...Mother's name is Kim...Has a sister, Ashley...Undecided on intended major.



ZACK COLLINS

Freshman | C | 6-3 | 220

#0

Pembroke Pines, Fla. | American Heritage

High School/Prep...

Drafted in 27th round of 2013 Major League Baseball First-Year Player Draft by Cincinnati Reds (No. 825 overall)...Ranked No. 31 high school senior nationwide by Perfect Game...Named Rawlings All-America after senior season at American Heritage, hitting .388 with seven doubles, five home runs and 31 RBI...Selected to All-Broward first team by *South Florida Sun-Sentinel* for final two seasons...Named first-team All-Broward by *Miami Herald* (2012 and 2013) and garnered third-team honors in 2011... Ranked No. 110 Draft-eligible prospect by Perfect Game and No. 113 by *Baseball America*.

Personal...

Transferred to American Heritage for final two seasons after spending sophomore year at Charles Flanagan...Carried 3.7 GPA in high school...Plans to major within School of Business.



CARLOS DIAZ

Freshman | C | 5-10 | 185

#49

Bayamon, Puerto Rico | Grandview Preparatory (Fla.)

High School/Prep...

Played at Grandview Preparatory School...Earned recognition for defensive skill behind plate...Selected to Rawlings Preseason All-America Canada/Puerto Rico Region First Team...Earned 2012 Perfect Game Underclass Honorable Mention All-America honors after junior season.

Personal...

Full name is Carlos Arturo Diaz...Parents are Jorge Diaz and Maria Guevara...Intends to major in athletic training.



SEBASTIAN DIAZ

Freshman | LHP | 6-1 | 170

#44

Miami, Fla. | Westwood Christian

High School/Prep...

Earned first-team All-Dade recognition from Miami Herald for final two seasons at Westwood Christian...Garnered all-state honors from Florida Athletic Coaches Association (FACA)...Recorded 5-2 record with 85 strikeouts and 1.85 ERA senior season, guiding school to first state championship in history...Served as Warriors' team captain for final two seasons...Posted 7-3 record with 2.45 ERA and 77 strikeouts junior year...Holds program's all-time record in strikeouts.

Personal...

Full name is Daniel Luis Garcia...Son of Jorge and Ileana Garcia...Has one brother, Christopher (22)...Plans to major in sports administration.



BRYAN GARCIA

Freshman | RHP | 6-1 | 195

#19

Miami, Fla. | Christopher Columbus

High School/Prep...

Named 2013 Class 6A-8A Pitcher of the Year and first-team All-Dade by *Miami Herald*...Finished senior season with 8-1 record, 82 strikeouts and 1.23 ERA...Garnered all-state honors from Florida Athletic Coaches Association (FACA)...Helped guide Explorers to first Greater Miami Athletic Conference (GMAC) since 2005 in final season at Columbus...Served as team captain and named team's most valuable player...Earned Honorable Mention All-Dade honors from *Miami Herald* junior year.

Personal...

Son of Sergio and Lily Garcia...Has one brother, Michael (22)...Earned "Most Improved Student" Award from Congresswoman Iliana Ros-Lehtinen at Columbus...Intends to major in finance.

PLAYERS



DANNY GARCIA

Freshman | LHP | 6-1 | 195

#14

Miami, Fla. | Westwood Christian

High School/Prep...

Earned first-team All-Dade recognition from *Miami Herald* for final two seasons at Westwood Christian...Garnered all-state honors from Florida Athletic Coaches Association (FACA)...Recorded 5-2 record with 85 strikeouts and 1.85 ERA senior season, guiding school to first state championship in history...Served as Warriors' team captain for final two seasons...Posted 7-3 record with 2.45 ERA and 77 strikeouts as junior...Holds program's all-time record in strikeouts.

Personal...

Full name is Daniel Luis Garcia...Son of Jorge and Ileana Garcia...Has a brother Christopher (22)...Plans to major in sports administration.

PLAYERS



COOPER HAMMOND

Freshman | RHP | 6-2 | 195

#39

Venice, Fla. | Venice Senior

High School/Prep...

Earned third team All-America honors from *Baseball America*...Named 2013 *Sarasota Herald-Tribune* 7A Player of the Year...Garnered all-state honors from Florida Athletic Coaches Association (FACA)...Registered 9-0 record with 0.13 ERA in 56 innings...Guided Indians to second straight 7A title, allowing just one run and 18 hits with 53 strikeouts and six walks...10 saves and 0.13 ERA serve as Venice single-season records...Named to All-America first team by Louisville Slugger.

Personal...

Full name is Cooper John Thomas Hammond...Son of Tom and Karin Hammond...Plans to major in education.



JACOB HEYWARD

Freshman | OF | 6-3 | 201

#28

McDonough, Ga. | Eagle's Landing Christian

High School/Prep...

Drafted in 38th round of 2013 Major League Baseball First-Year Player Draft by Atlanta Braves (No. 1153 overall)...Ranked No. 196 high school senior nationwide and No. 11 player in Georgia by *Perfect Game*...Batted .331 with nine home runs and 42 RBI senior year, guiding Eagle's Landing Christian Academy to Class A private school championship...Hit .333 with six home runs and 30 RBI junior season.

Personal...

Younger brother of Atlanta Braves All-Star outfielder Jason Heyward...Parents are Eugene and Laura Heyward...Plans to major within School of Communication.



CHASE HODSON

Junior | RHP | 6-2 | 200

#45

Richmond, Texas | Alvin CC | Travis

Before Miami...

Spent two seasons playing in junior college...Competed at Metropolitan Community College (Kansas City, Mo.) freshman season and transferred to Alvin Community College (Alvin, Texas) sophomore season.

Personal...

Full name is David Chase Hodson...Parents are David and Christine Hodson...Intends to major in sports administration.



EDGAR MICHELANGELI

Sophomore | INF | 6-1 | 205

#42

Miami, Fla. | Florida Christian School

High School/Prep...

Three-year letterwinner at nearby Florida Christian (2010-12)...Sat out 2013 season due to NCAA transfer rules after enrolling at Miami-Dade College in fall of 2012...Hit .413 with six home runs and 32 RBI's as junior.

Personal...

Son of Edgar Michelangeli and Maria Collazo... Major is economics... Has four brothers: Gabriel (23), Michael (22), Mitchell (21) and Matt (19)... Sisters are Taylor (17), Riley (13) and Daniela (10)...



LAZ RIVERA

Freshman | INF | 6-0 | 180

#2

Miami, Fla. | Christopher Columbus

High School/Prep...

Named 2013 Second-Team All-Dade by *Miami Herald*...Hit .373 with one home run, 13 RBI, 10 stolen bases senior season...Also recorded .489 on-base percentage...Selected to compete for 6A-8A Senior team in 2013 All-Dade All-Star Game...Competed alongside classmates Willie Abreu and Zack Collins on Florida Legends team...Earned honorable mention All-Dade honors from *Miami Herald* after junior season.

Personal...

Full name is Lazaro Rivera... Parents are Lazaro Rivera and Maria Contrera... Has one sister, Arianny Esquivel... Intends to major in sports administration.





JOHNNY RUIZ

Junior | INF | 5-11 | 195

#4

Coral Gables, Fla. | Westminster Christian

High School/Prep...

Garnered 2013 4A-2A Player of the Year honors and First-Team All-Dade recognition from *Miami Herald*...Hit .564 with five home runs and 40 RBI during final season at Westminster Christian...Garnered all-state honors from Florida Athletic Coaches Association (FACA)...Named team MVP...Earned first-team All-Dade honors as junior, hitting .505 with five home runs and 21 RBI...Hit .361 in first season and .444 sophomore year.

Personal...

Full name is Johnny Hasan Ruiz...Son of John and Mayra Ruiz...Has one brother, Alex (14) and one sister, Cristy (16)...Intends to major within School of Business.



DANIEL SAYLES

Junior | LHP | 6-4 | 212

#52

Wauwatosa, Wisc. | Sac. City College | Wauwatosa East

Before Miami...

Spent two seasons at Sacramento City College...Named 2012-13 Male Scholar-Athlete of the Year during final season, pitching 76.1 innings with 49 strikeouts and 3.77 ERA...Missed first year with Panthers while recovering from Tommy John surgery.

High School/Prep...

Ranks among all-time statistical leaders in Wauwatosa East history, including hits (75, second), batting average (.374, 10th), at bats (257, first), RBI (62, second) and triples (seven, first)...Lettered in both baseball and basketball.

Personal...

Parents are Dan and Doreen Sayles... Has one sister, Lauren (17)... Majoring in public relations with minor in psychology.



DYLAN WHITE

Freshman | LHP | 6-5 | 230

#48

Sarasota, Fla. | Sarasota

High School/Prep...

Ranked No. 467 high school senior nationwide and eighth-best lefthanded pitcher in Florida by *Perfect Game*...Ranked No. 92 senior nationwide by *MaxPreps.com*...Named to 2013 Rawlings Florida All-Region second team...Garnered all-state honors from Florida Athletic Coaches Association (FACA)...Missed all of junior season with torn labrum...Went 5-2 with 2.63 ERA and 48 strikeouts sophomore season.

Personal...

Full name is James Dylan White... Parents are Mike and Teal... Has one sister, Téa (16)... Intends to major in legal studies.



BRAD ZUNICA

Freshman | 1B/RHP | 6-6 | 254

#24

Bradenton, Fla. | Lakewood Ranch

High School/Prep...

Skipped senior year of high school to enroll early...Named 2013 *Bradenton Herald* All-Area Player of the Year honors after junior season...Garnered all-state honors from Florida Athletic Coaches Association (FACA) and named to 2013 *Perfect Game* Underclass All-America Second Team...Earned FHSAA first-team All-State honors...Batted .468 with eight home runs, 29 RBI, eight doubles and 27 runs scored in final season at Lakewood Ranch...Finished 4-4 as pitcher with 2.60 ERA and 44 strikeouts...Earned 2012 *Perfect Game* Underclass All-America Honorable Mention recognition...Hit .340 freshman year with 12 RBI and .363 as sophomore with 20 RBI.

Personal...

Full name is Bradley Lawrence Zunica...Parents are Larry and Carol Zunica...Has three siblings: Eric (20), Ryley (15) and Nick (7)...Plans to major in business management.

PLAYERS



HISTORY

Baseball in South Florida: A Hurricane Tradition	41
Miami Skippers	42
Ron Fraser: "The Wizard" of College Baseball.....	43
Yearly Records.....	44
All-Time Results.....	45-59
Series History	60-61
Series Results.....	62-84
NCAA Tournament History.....	85
College Baseball Hall of Fame Inductees.....	86
National Award Winners	87
All-Americans.....	88-89
Retired Numbers	90
MLB #ProCanes	91
MLB Draft Picks/Signees	92-94
All-Time Lettermen.....	95-98
Attendance.....	99
UM Sports Hall of Fame.....	100

BASEBALL IN SOUTH FLORIDA: A HURRICANE TRADITION

The University of Miami baseball program thrives as one of the best in the country as well as one of the most notable in South Florida's baseball history.

Miami's first varsity game was played at Miami Field, near Miami Senior High School, in the spring of 1940. The afternoon of March 26 saw the "Hurricane nine" defeat Newberry (S.C.) College in a 13-12 thriller. Games were actually played at UM briefly in the late 1920s and early 1930s, but were discontinued until a decade later when Jack Harding resurrected the sport at the varsity level in 1940. Harding was the Hurricanes' football coach from 1937-42 and following World War II from 1945-47, as well as serving as UM's Athletic Director for 26 years. Baseball once again took a hiatus at Miami until 1946 when former UM football standout Eddie Dunn led the Hurricanes back onto the diamond.

From Major League Baseball, minor league organizations and top college and high school action, baseball and Miami have long been joined. Although amateur clubs were playing in Miami before the turn of the 20th century, the first official team appeared in 1912 with the minor league entry of the Miami Magicians of the Class D East Florida State League. The Magicians competed until the U.S. entered World War I.

Teams in the Florida East Coast League, including the Miami Wahoos, Miami Beach Flamingos, Fort Lauderdale

Tarpons and West Palm Beach Indians, suspended operations in 1943 until the end of the war. From 1946 through 1955, a large portion of UM's schedule was against military service teams throughout the Southeast.

Construction on Miami Stadium began in late 1948 and opened in August 1949. At the time, the 9,000-seat stadium was hailed as one of the finest and most beautiful in baseball. The Hurricanes were still playing at Miami Field, as were numerous minor league, high school and major league exhibitions. The opening of the new state-of-the-art facility near downtown Miami gave way to games with the Hurricanes playing the likes of the Brooklyn Dodgers, Ft. Lauderdale Braves, Miami Beach Flamingos and Miami Beach Sun Sox as early as 1950.

The Marlins nickname made its first appearance in 1956 when the Triple A franchise from Syracuse, N.Y., moved south into Miami Stadium. Legendary baseball promoter Bill Veeck was brought in to run the team and one of his first hires was former Boston Red Sox Hall of Famer and UM head coach Jimmie Foxx. Foxx spent two seasons as head coach of the Hurricanes in 1956 and 1957.

The University of Miami became a major factor on the national collegiate baseball scene when the school hired Ron Fraser to guide the program in 1962. Fraser came to Miami at a time when the nation's concerns were focused 90 miles from Key West's shores

in the Cuban Missile Crisis. He was an All-American player at Florida State in the late 1950s and was the mentor of the Dutch National Team for three years before Miami lured him to Coral Gables. Over the span of 30 years, "The Wizard of College Baseball" built what many considered the model collegiate program.

The Hurricanes won big under Fraser, becoming a regular participant in the College World Series and winning two National Championships in the 1980s. It was also under Fraser that Miami made the upgrades to Mark Light Field and proved to many skeptics that college baseball could also be successful at the gate.

From Fraser to Jim Morris, the Hurricanes are still a big draw in town and annually place among college baseball's top 15. The success of the program has only escalated under Morris with two National Championships in 1999 and 2001, along with numerous All-Americans and Major League Baseball Draft selections.

The most recent renovations to Alex Rodriguez Park at Mark Light Field will undoubtedly contribute to UM's on-field success and to South Florida's rich baseball history.

MIAMI SKIPPERS

EDDIE DUNN

1946-1954: 82-73-1 (.522)

The Post World War II era saw the rebirth of the University of Miami baseball program with former Hurricane football standout and eventual head coach Eddie Dunn at the helm.

Dunn was a nationally acclaimed running back for the Hurricanes from 1936-38 and later took the reins of the program from 1943-44 when gridiron coach Jack Harding left for service in the Navy. Dunn also served two seasons under Hart Morris on the men's basketball team, as well.

Over 60 years later, Dunn still remains ranked among UM's all-time top 10 in all-purpose yards (#3, 3,476), touchdowns (#5, 25), rushing yards (#8, 1,778) and points scored (#10, 160). His two football seasons saw UM go 5-1 in 1943 and 1-7-1 in '44, prior to the return of Harding to the UM sideline.

It was at that point when the Athletic Department enlisted the service of Dunn to resurrect both the basketball and baseball programs to varsity level during the post World War II era. UM had one previous season of varsity baseball in 1940 along with years of freshman class-level play.

Against teams from the state of Florida, military bases and around the Southeast, Dunn guided UM to an 82-73-2 mark over his nine seasons. His 1947 club went 11-2, followed by his second-best mark of 14-8 in '49. Dunn, who was raised in Miami, was the father of UM football All-American and Pittsburgh Steeler great Gary Dunn.

PERRY MOSS

1957: 15-7 (.682)

Legendary head coach Perry Moss served one season at the helm of the Miami baseball program in 1955. His Hurricanes went 15-7, including wins over Florida and Florida State. Moss' name is synonymous with the sport of football. Up until the 2000 season, Moss could be found pacing the sidelines of the Arena Football League's Jacksonville Tomcats. An amazing career within the sport of football, Moss has held head coach, front office and assistant coach roles in the NFL, CFL, WFL, USFL and both Arena leagues.

JIMMIE FOXX

1956-1957: 20-20 (.500)

Major League Baseball Hall of Famer Jimmie Foxx spent two seasons in Coral Gables in 1956 and 1957. With a 20-20 combined record, Foxx's Hurricanes picked up wins over Florida State and Yale.

Foxx was inducted into the MLB Hall of Fame in 1951 after a stellar professional career that spanned 20 years with the Athletics, Red Sox, Cubs and Phillies. Foxx was the leagues' most valuable player three times (1932, '33, '38), while being selected to the all-star team from 1933-41. One of baseball's most feared batters, Foxx led the league in batting average (1933, '38), home runs (1932, '33, '35, '39), RBI (1932, '33, '38). He was the triple-crown winner in 1933 and still holds numerous Boston Red Sox records.

WHITEY CAMPBELL

1958, 1960-1962: 69-36-3 (.653)

Former Miami four-sport star Whitey Campbell, a member of the UM Sports Hall of Fame, spent four seasons as head coach of the baseball program (1958, 1960-62). His Hurricanes were successful with a 69-36-3 combined record with highlight wins over Florida, Florida State, Jacksonville, Army, Georgia Tech and Ohio State.

Campbell, who was nicknamed "Mr. Athletics", saw action with the football, baseball and basketball programs earning 12 overall letters. He was also an assistant on the UM football coaching staff during two separate periods in the 1950's and 1960's, as well as holding assistant football coach positions at Montana, Navy and Kentucky.

In baseball, Campbell batted .301 as a freshman, .412 as a sophomore, .328 as a junior and .428 in his senior year. In football, Campbell set numerous Miami receiving records while becoming the basketball programs' first 1,000-point scorer.

JACK HARDING

1940, 1959: 16-14-1 (.516)

Jack Harding served as head coach of the baseball program prior to World War II in 1940 and then again in 1959. His 1959 squad went 15-10-1 with big wins over Yale, Georgia Tech and Ohio State. Harding also served as Athletics Director at Miami from 1948-63 and then nine seasons as the head football coach (1937-42, 45-47).

His football teams went 54-23-3 during his tenure, including a 13-10 victory over Holy Cross in the Orange Bowl. During his stay at Miami, Harding left UM to serve in the United States Navy. The football program named its Most Valuable Player award the Jack Harding Award, given annually since 1963.

Harding learned his football at the University of Pittsburgh, where he was a quarterback under legendary head coach Glenn "Pop" Warner. He then went on to coach at Scranton University prior to arriving in Coral Gables.

BRAD KELLEY

1993: 36-22 (.621)

Longtime baseball assistant coach Brad Kelley served one season as the head coach in 1993, following the departure of legendary UM coach Ron Fraser.

His team went 36-22 in 1993, including wins over Long Beach State, Florida, Florida State and Rice.

Kelley served eight seasons as an assistant coach under Fraser, handling the UM pitching staff for six seasons. Kelly also served as an assistant coach on the United States national team as Fraser's top aide at the 1987 Pan American Games in Indianapolis.

At the Games, the USA earned the silver medal to World Champion Cuba's gold medal. The USA defeated Cuba three of the seven meetings at the Games.



RON FRASER: "THE WIZARD OF COLLEGE BASEBALL"

There was that time when Ron Fraser received a phone call from friend and former Yankees slugger Joe DiMaggio, who had just attended a preseason Miami baseball practice a few days prior. DiMaggio had remembered a flaw in one of Coach Fraser's players swing and relayed over the phone some tips on correction. Fraser took the suggestion and began to work with the player. Future Hall of Famer Ernie Yaroshuk batted an amazing .448 during his senior season and was drafted by Philadelphia.

Then there was the time that Fraser had to call upon some old buddies to help save his team, which was rumored for contraction in its early stages. St. Louis Cardinals Hall of Famer Stan Musial and Major League broadcaster Joe Garagiola showed up and hosted a Miami baseball benefit, which in turn gained the necessary attention and support from the administration for continuing Fraser's young club's survival.

Or how about the time Fraser spent a couple of weeks in Bristol, Conn., campaigning his sports' presence with ESPN. Fraser's goal was to get the Hurricanes on TV against college baseball's biggest power, USC. What would become the first college baseball game ever on television was first to be just a one-game broadcast on tape delay. After the weekend series against the Trojans in Coral Gables was completed, Miami had defeated USC three consecutive games with each game broadcast live.

Did you know that a usually modest Boston Red Sox Hall of Famer Ted Williams once rode out from centerfield sitting in a giant sized glove in efforts to draw fans to Fraser's ballpark? Legendary Yankees broadcaster Mel Allen introduced him.

Fraser always seemed a step ahead of most. His early vision of the sport came when the rest started to think his way 20 years later. It is evidenced in the migration of the sports' top celebrities to Coral Gables and their teams' annual exhibitions against the Hurricanes a reflection of Fraser's baseball genius.

Ronald "Ron" George Fraser came

to the University of Miami in 1962 after serving the Dutch National Team that lasted three years and produced three European Championships. His international reputation earned him the job at Miami, succeeding Whitey Campbell. He was actually noticed by UM officials on the television show "What's My Line?" Fraser was a success on the show as he stumped the panel and unknowingly won over his future employer.

In the beginning, the support wasn't there. Fraser had nearly no money for his program and had to work days at a Coral Gables youth center. He didn't have the scholarships for his players, uniforms, nor bats or balls. Uniforms came from elsewhere, like the ones the Army program gave to Miami. Fraser recalled that the "A" and "Y" of Army were clearly visible around the freshly embroidered "Miami". Some of the first uniforms were bought from a Lucky Strike cigarette ad. Another friend of Fraser's, this one who designed Italian suits, created uniforms that were second to none with bright lime green as the dominant color.

What was first a rusty, rugged and dust-blown park soon transformed into a place where baseball was thriving. Balls and bats showed up at the park on the southwest corner of campus. The scholarships took 10 years, but you would have never known by the success of the program, nationally and abroad. Fraser received six scholarships in 1973, the team responded with 10 more victories. He got six more for 1974. His team went 51-11 and played for the national championship in its first College World Series appearance.

The Miami program really began to blossom following that first CWS appearance. Miami was annually among the leaders in attendance and eventually drew a decade-best 1.27 million in the 1980s. Two thousand to 4,000 fans were coming on average 10 years after Miami was lucky to have 100 show up for a game. Through Fraser's efforts, Mark Light Field, which was funded with the private donation largely from George and Ethel Light, was dedicated in 1973.

It was Fraser's knack for marketing and promotion that drew the masses and earned him the nickname "The Wizard of College Baseball". Miami players were wearing white shoes and colored gloves before Charlie Finley tried the same with his Oakland A's. Fraser was the first to hire batgirls and was the first to wear green gloves on St. Patrick's Day. There were incredible car and vacation giveaways, income tax night and the San Diego Chicken.

Perhaps Fraser's biggest extravaganza was the baseball fundraiser dubbed "A Night With Ron Fraser" on February 16, 1977, a \$5,000-a-plate gourmet dinner on the infield. Five-star chefs served a 10-course dinner of caviar, Alaskan king crab legs and pheasant under glass. A harpist in a white tuxedo played on the mound and violinists strolled among the tables. It was a huge success, covered by media from across the world.

His 30-year career at Miami that spanned more three decades, Fraser produced a 1,271-438-9 record with a NCAA-record 20 straight postseason appearances and 12 trips to the College World Series with national championships in 1982 and 1985. He is a 26-time coach of the year and a member of 10 halls of fame, including the inaugural class of the College Baseball Foundation Hall of Fame in 2006.

Fraser passed away on Jan. 20, 2013 at the age of 79. In recognition of his lifetime accomplishments and a distinguished legacy of helping others, the University of Miami created the Ron Fraser Wizard Fund to honor the Hall of Fame coach with a bronze statue to be placed outside Alex Rodriguez Park at Mark Light Field.

YEARLY RECORDS

INDEPENDENT 1940, 1946-2005

YEAR	OVERALL	HEAD COACH
1940	1-4	Jack Harding
1941	N/A	N/A
1942	N/A	N/A
1943	N/A	N/A
1944	N/A	N/A
1945	N/A	N/A
1946	2-7	Eddie Dunn
1947	11-2	Eddie Dunn
1948	9-10	Eddie Dunn
1949	14-8	Eddie Dunn
1950	8-7	Eddie Dunn
1951	12-7	Eddie Dunn
1952	6-12-1	Eddie Dunn
1953	10-9-1	Eddie Dunn
1954	10-11	Eddie Dunn
1955	15-7	Perry Moss
1956	9-8	Jimmie Foxx
1957	11-12	Jimmie Foxx
1958	16-11	Whitey Campbell
1959	15-10-1	Jack Harding
1960	19-7	Whitey Campbell
1961	17-9-3	Whitey Campbell
1962	17-9	Whitey Campbell
1963	18-9	Ron Fraser
1964	20-9-1	Ron Fraser
1965	23-12-1	Ron Fraser
1966	19-18-1	Ron Fraser
1967	23-15-1	Ron Fraser
1968	27-11-1	Ron Fraser
1969	31-11	Ron Fraser
1970	28-15-1	Ron Fraser
1971	35-11	Ron Fraser
1972	32-17	Ron Fraser
1973	42-17	Ron Fraser
1974	51-11	Ron Fraser
1975	45-14	Ron Fraser
1976	41-15	Ron Fraser
1977	44-13	Ron Fraser
1978	50-12	Ron Fraser
1979	55-11	Ron Fraser
1980	59-12	Ron Fraser
1981	61-10	Ron Fraser
1982	55-17-1	Ron Fraser
1983	61-21	Ron Fraser
1984	48-28	Ron Fraser
1985	64-16	Ron Fraser
1986	50-17	Ron Fraser
1987	35-24-1	Ron Fraser
1988	52-14-1	Ron Fraser
1989	49-18	Ron Fraser
1990	52-13	Ron Fraser
1991	46-17	Ron Fraser
1992	55-10	Ron Fraser
1993	36-22	Brad Kelley
1994	49-14	Jim Morris
1995	48-17	Jim Morris
1996	50-14	Jim Morris
1997	51-18	Jim Morris
1998	51-12	Jim Morris
1999	50-13	Jim Morris
2000	41-19-1	Jim Morris
2001	53-12	Jim Morris
2002	34-29	Jim Morris
2003	45-17-1	Jim Morris
2004	50-13	Jim Morris

ATLANTIC COAST CONFERENCE 2005-PRESENT

YEAR	OVERALL	ACC	FINISH	HEAD COACH
2005	41-19-1	19-10-1	3rd	Jim Morris
2006	42-24	17-13	5th, 4th Coastal	Jim Morris
2007	37-24	17-13	5th, 3rd Coastal	Jim Morris
2008	53-11	23-5	1st, 1st Coastal	Jim Morris
2009	38-22	18-12	5th, 3rd Coastal	Jim Morris
2010	43-20	20-10	3rd, 3rd Coastal	Jim Morris
2011	38-23	19-10	4th, 4th Coastal	Jim Morris
2012	36-23	16-14	6th, 3rd Coastal	Jim Morris
2013	37-25	14-16	8th, 5th Coastal	Jim Morris

RECORD BREAKDOWN

Games Played: 3,393
All-Time Record: 2,396-979-18
Winning Percentage: .706
Independent: 2,031-788-17 (.716)
ACC: 365-191-1 (.655)
ACC Play: 163-103-1 (.610)

RECORD BY COACH

Jack Harding	16-14-1
Eddie Dunn	82-73-2
Perry Moss	15-7
Jimmie Foxx	20-20
Whitey Campbell	69-36-3
Ron Fraser	1,271-438-9
Brad Kelley	36-22
Jim Morris	887-369-3



ALL-TIME RESULTS

JACK HARDING 1940, 1959

1940 1-4 (.200)

W	13-12	Newberry	
L	5-7	Tampa	
4/9	L	13-18 Florida	Gainesville, Fla.
	L	2-16 Rollins	
	L	5-13 Rollins	

EDDIE DUNN 1946-1954

1946 2-7 (.222)

4/15	L	5-8 Auburn	Auburn, Ala.
4/16	L	0-7 Ft. Benning Inf.	Ft. Benning, Ga.
4/16	W	9-5 Ft. Benning Para	Ft. Benning, Ga.
4/26	L	7-13 Jacksonville N.A.S.	Coral Gables, Fla.
4/27	L	4-6 Jacksonville N.A.S.	Coral Gables, Fla.
4/29	W	6-4 McDill AFB	Coral Gables, Fla.
4/30	L	11-13 McDill AFB	Coral Gables, Fla.
5/2	L	0-1 Auburn (13)	Coral Gables, Fla.
5/3	L	7-11 Auburn	Coral Gables, Fla.

1947 11-2 (.846)

4/4	W	1-0 Florida	Coral Gables, Fla.
4/5	W	1-0 Florida (10)	Coral Gables, Fla.
4/9	W	5-3 Florida Southern	Lakeland, Fla.
4/10	W	4-1 Florida Southern	Lakeland, Fla.
4/11	L	2-4 Rollins	Winter Park, Fla.
4/18	W	3-1 Tampa	Tampa, Fla.
4/24	W	4-1 Stetson	Miami Beach, Fla.
4/25	L	2-5 Stetson	Miami Beach, Fla.
5/3	W	6-3 Rollins	Coral Gables, Fla.
5/3	W	9-8 Rollins	Coral Gables, Fla.
5/10	W	4-1 Florida Southern	Coral Gables, Fla.
5/10	W	3-0 Florida Southern	Coral Gables, Fla.
5/16	W	9-2 Tampa	Coral Gables, Fla.

1948 9-10 (.474)

4/2	L	3-4 Rollins	Winter Park, Fla.
4/3	L	4-8 Rollins	Winter Park, Fla.
4/8	L	7-13 Newberry	Newberry, S.C.
4/13	W	9-3 Jacksonville N.A.S.	Coral Gables, Fla.
4/14	W	9-7 Jacksonville N.A.S.	Coral Gables, Fla.
4/19	W	14-3 Stetson	DeLand, Fla.
4/20	W	3-0 Stetson	DeLand, Fla.
4/22	L	0-1 Tampa (10)	Tampa, Fla.
4/23	W	6-5 Florida Southern (10)	Lakeland, Fla.
4/24	L	4-8 Florida Southern	Lakeland, Fla.
4/30	L	6-8 Rollins (10)	Coral Gables, Fla.
5/1	L	1-2 Rollins	Coral Gables, Fla.
5/7	L	8-16 Florida	Gainesville, Fla.
5/8	L	7-8 Florida	Gainesville, Fla.
5/11	W	3-2 Stetson	Coral Gables, Fla.
5/14	W	3-1 Florida Southern	Coral Gables, Fla.
5/15	L	2-4 Florida Southern	Coral Gables, Fla.
5/21	W	7-0 Tampa	Coral Gables, Fla.
5/22	W	10-7 Tampa	Coral Gables, Fla.

1949 14-8 (.636)

4/1	W	12-2 Florida Southern	Coral Gables, Fla.
4/2	W	11-8 Florida Southern	Coral Gables, Fla.
4/8	L	4-17 Florida	Coral Gables, Fla.
4/9	W	9-8 Florida	Coral Gables, Fla.
4/11	L	2-8 Florida Southern	Lakeland, Fla.
4/12	W	2-0 Florida Southern	Lakeland, Fla.
4/13	L	4-5 Stetson	DeLand, Fla.
4/14	L	6-8 Stetson	DeLand, Fla.
4/15	L	1-13 Rollins	Winter Park, Fla.
4/16	L	0-3 Rollins	Winter Park, Fla.
4/22	W	3-2 Tampa	Coral Gables, Fla.
4/23	W	14-3 Tampa	Coral Gables, Fla.
4/26	W	10-2 Cherry Point Marines	Coral Gables, Fla.
4/27	W	15-1 Cherry Point Marines	Coral Gables, Fla.
4/29	W	3-2 Stetson	Coral Gables, Fla.
4/30	W	9-3 Stetson	Coral Gables, Fla.
5/6	L	0-2 Rollins	Coral Gables, Fla.
5/7	W	5-4 Rollins	Coral Gables, Fla.

5/13	L	5-9 Florida	Gainesville, Fla.
5/14	W	7-4 Florida	Gainesville, Fla.
5/18	W	7-6 Jacksonville N.A.S. (10)	Coral Gables, Fla.
5/19	W	4-3 Jacksonville N.A.S.	Coral Gables, Fla.

1950 8-7 (.533)

3/17*	L	0-2 Brooklyn Dodgers	Coral Gables, Fla.
3/18*	L	1-2 Ft. Lauderdale Braves	Coral Gables, Fla.
3/22*	W	3-2 Miami Beach Flamingos	Coral Gables, Fla.
3/30*	L	0-5 Miami Sun Sox	Coral Gables, Fla.
4/7	L	2-3 Florida (13)	Coral Gables, Fla.
4/8	W	5-3 Florida	Coral Gables, Fla.
4/14	W	4-0 Rollins	Coral Gables, Fla.
4/15	L	1-6 Rollins	Coral Gables, Fla.
4/21	W	7-2 Florida Southern	Coral Gables, Fla.
4/22	W	12-2 Florida Southern	Coral Gables, Fla.
4/28	W	5-4 Stetson	Coral Gables, Fla.
4/29	W	10-7 Stetson	Coral Gables, Fla.
5/1	L	4-6 Florida	Gainesville, Fla.
5/2	W	12-9 Florida	Gainesville, Fla.
5/3	L	2-10 Stetson	DeLand, Fla.
5/4	W	13-7 Stetson	DeLand, Fla.
5/5	L	8-10 Rollins	Winter Park, Fla.
5/6	L	1-7 Rollins	Winter Park, Fla.
5/9	L	3-4 Florida Southern (13)	Lakeland, Fla.

1951 12-7 (.632)

3/16*	L	5-13 Brooklyn Dodgers "B"	
3/17*	L	0-1 Brooklyn Dodgers "B"	
3/22	W	11-2 Florida State	Coral Gables, Fla.
3/23	L	4-13 Florida State	Coral Gables, Fla.
3/27	L	0-2 Parris Island Marines	
3/28	W	5-3 Parris Island Marines	
3/30	W	5-4 Rollins	Coral Gables, Fla.
3/31	W	4-3 Rollins	Coral Gables, Fla.
4/3*	L	2-8 Miami Beach Flamingos	
4/13	L	3-6 Stetson	Coral Gables, Fla.
4/14	L	3-7 Stetson	Coral Gables, Fla.
4/21	W	11-2 425th Air Force	Coral Gables, Fla.
4/27	W	5-2 Rollins	Winter Park, Fla.
4/29	W	7-6 Rollins	Winter Park, Fla.
4/30	W	4-3 Florida (10)	Gainesville, Fla.
5/1	L	9-17 Florida	Gainesville, Fla.
5/2	L	4-5 Stetson	DeLand, Fla.
5/3	L	8-13 Stetson	DeLand, Fla.
5/11	W	10-1 U of Havana	Coral Gables, Fla.
5/12	W	11-1 U of Havana	Coral Gables, Fla.
5/14	W	7-1 Florida Southern	Coral Gables, Fla.
5/15	W	5-0 Florida Southern	Coral Gables, Fla.

1952 6-12-1 (.316)

3/11*	L	1-7 Brooklyn Dodgers "B"	
3/22*	L	3-6 Coral Gables Sun Sox	Vero Beach, Fla.
3/24*	L	2-11 Brooklyn Dodgers "B"	
3/31	L	2-6 Parris Island Marines	
4/1	L	1-6 Parris Island Marines	
4/4	L	1-3 Florida State	Tallahassee, Fla.
4/5	L	0-7 Florida State	Tallahassee, Fla.
4/11	L	1-4 Florida	Coral Gables, Fla.
4/12	L	5-8 Florida	Coral Gables, Fla.
4/18	W	6-5 Stetson	Coral Gables, Fla.
4/19	L	4-5 Stetson	Coral Gables, Fla.
4/23	L	2-4 Stetson	DeLand, Fla.
4/24	L	4-6 Stetson	DeLand, Fla.
4/25	L	1-4 Rollins	Winter Park, Fla.
4/26	W	7-1 Rollins	Winter Park, Fla.
4/28	W	7-6 Rollins	Coral Gables, Fla.
4/29	L	1-2 Rollins	Coral Gables, Fla.
5/3	W	14-5 Patrick AFB	Coral Gables, Fla.
5/5	L	3-10 Florida	Gainesville, Fla.
5/6	T	13-13 Florida	Gainesville, Fla.
5/16	W	9-4 Tampa	Coral Gables, Fla.
5/17	W	13-6 Tampa	Coral Gables, Fla.

1953 10-9-1 (.500)

3/1*	W	11-1 Maritime Academy	
3/8*	L	0-6 Atlanta Crackers	
3/16	W	13-1 Patrick AFB	Coral Gables, Fla.
3/17	L	7-11 Patrick AFB	Coral Gables, Fla.

3/20	W	7-3 Patrick AFB	Cocoa, Fla.
3/21	W	12-5 Patrick AFB	Cocoa, Fla.
3/23	W	9-8 Amherst	Coral Gables, Fla.
3/24	W	12-7 Amherst	Coral Gables, Fla.
3/27	W	9-5 Georgia-Atlanta	Coral Gables, Fla.
3/30	W	18-17 Stetson	Coral Gables, Fla.
3/31	L	0-6 Stetson	Coral Gables, Fla.
4/6	T	12-12 Parris Island Marines	
4/7	L	3-8 Parris Island Marines	
4/11	L	6-7 Opa Locka Marines	
4/17	L	0-9 Rollins	Coral Gables, Fla.
4/18	W	9-8 Rollins	Coral Gables, Fla.
4/22	L	4-11 Stetson	DeLand, Fla.
4/23	W	12-0 Stetson	DeLand, Fla.
4/24	W	10-9 Rollins	Winter Park, Fla.
4/25	L	1-3 Rollins	Winter Park, Fla.
5/8	L	2-4 Opa Locka Marines	
5/9	L	6-10 Opa Locka Marines (10)	

1954 10-11 (.476)

3/12	L	7-9 Florida	Coral Gables, Fla.
3/13	L	8-9 Florida	Coral Gables, Fla.
3/25	W	17-4 Amherst	Coral Gables, Fla.
3/26	W	7-6 Amherst	Coral Gables, Fla.
3/29	L	0-10 Parris Island Marines	
3/30	L	2-7 Parris Island Marines	
4/1	W	8-6 Florida Southern	Coral Gables, Fla.
4/2	W	11-2 Florida Southern	Coral Gables, Fla.
4/9	L	7-8 Rollins	Winter Park, Fla.
4/10	L	1-6 Rollins	Winter Park, Fla.
	L	2-15 Waterloo	Coral Gables, Fla.
	L	0-4 Waterloo	Coral Gables, Fla.
4/16	W	5-1 Stetson	Coral Gables, Fla.
4/17	L	3-12 Stetson	Coral Gables, Fla.
4/30	L	2-10 Stetson	DeLand, Fla.
5/1	L	6-8 Stetson	DeLand, Fla.
5/2	L	0-7 Patrick AFB	Coral Gables, Fla.
5/2	W	9-6 Patrick AFB	Coral Gables, Fla.
5/3	W	3-2 Patrick AFB	Coral Gables, Fla.
5/7	W	4-2 Rollins	Coral Gables, Fla.
5/8	L	3-6 Rollins	Coral Gables, Fla.
5/10	W	15-8 Opa Locka Marines	
5/11	W	8-1 Opa Locka Marines	

PERRY MOSS 1955

1955 15-7 (.682)

3/18	W	15-2 Patrick AFB	Coral Gables, Fla.
3/19	W	15-2 Patrick AFB	Coral Gables, Fla.
3/25	W	12-4 Pine Castle AFB	Orlando, Fla.
3/28	L	0-4 Florida	Gainesville, Fla.
3/29	W	4-3 Florida	Gainesville, Fla.
4/6	W	10-0 Pine Castle AFB	Coral Gables, Fla.
4/7	W	9-5 Pine Castle AFB	Coral Gables, Fla.
4/8	W	6-0 Stetson	Coral Gables, Fla.
4/15	L	3-4 Florida State	Coral Gables, Fla.
4/16	W	5-4 Florida State	Coral Gables, Fla.
4/18	W	3-1 Florida Southern	Lakeland, Fla.
4/19	W	6-0 Florida Southern	Lakeland, Fla.
4/20	L	8-20 Stetson	DeLand, Fla.
4/21	W	10-6 Stetson	DeLand, Fla.
4/22	L	2-11 Rollins	Winter Park, Fla.
4/23	L	5-12 Rollins	Winter Park, Fla.
4/24	W	8-0 Patrick AFB	Cocoa, Fla.
4/24	W	4-0 Patrick AFB	Cocoa, Fla.
4/29	W	5-4 Florida Southern	Coral Gables, Fla.
4/30	W	9-2 Florida Southern	Coral Gables, Fla.
5/6	L	3-8 Rollins	Coral Gables, Fla.
5/7	L	2-8 Rollins	Coral Gables, Fla.

JIMMIE FOXX 1956-1957

1956 9-8 (.529)

3/27	L	6-9 Amherst	Coral Gables, Fla.
3/28	W	6-4 Amherst	Coral Gables, Fla.
3/29	L	14-16 Amherst	Coral Gables, Fla.
4/2	L	3-6 Florida	Coral Gables, Fla.
4/3	L	0-4 Florida	Coral Gables, Fla.
4/6	W	4-2 Florida Southern	Coral Gables, Fla.

HISTORY & RECORDS

ALL-TIME RESULTS

4/7	W	12-5	Florida Southern	Coral Gables, Fla.
4/13	W	8-7	Stetson (12)	Coral Gables, Fla.
4/14	W	4-3	Stetson	Coral Gables, Fla.
4/16	L	1-6	Rollins	Coral Gables, Fla.
4/21	L	4-7	Rollins	Winter Park, Fla.
4/23	W	4-2	Florida Southern	Lakeland, Fla.
4/24	W	7-1	Florida Southern	Lakeland, Fla.
4/26	W	3-2	Stetson	DeLand, Fla.
4/26	W	2-0	Stetson	DeLand, Fla.
4/27	L	5-13	Florida State	Tallahassee, Fla.
4/28	L	0-2	Florida State	Tallahassee, Fla.

1957

3/13	L	0-6	Stetson	DeLand, Fla.
3/14	W	5-4	Stetson	DeLand, Fla.
3/16	L	1-10	Florida	Gainesville, Fla.
3/16	L	5-9	Florida	Gainesville, Fla.
3/19	W	9-8	Yale	Coral Gables, Fla.
3/20	W	8-5	Yale	Coral Gables, Fla.
3/21	L	7-23	Yale	Coral Gables, Fla.
3/26	W	9-3	Amherst	Coral Gables, Fla.
3/27	L	5-10	Amherst	Coral Gables, Fla.
3/28	L	1-6	Amherst	Coral Gables, Fla.
4/5	W	10-7	Florida Southern	Coral Gables, Fla.
4/6	W	8-2	Florida Southern	Coral Gables, Fla.
4/12	L	4-6	Rollins	Coral Gables, Fla.
4/13	W	8-6	Rollins	Coral Gables, Fla.
4/16	L	3-15	Florida State	Tallahassee, Fla.
4/17	L	3-21	Florida State	Tallahassee, Fla.
4/19	W	11-1	Florida Southern	Lakeland, Fla.
4/20	L	2-6	Florida Southern	Lakeland, Fla.
4/30	L	3-15	Florida State	Coral Gables, Fla.
4/30	W	2-1	Florida State	Coral Gables, Fla.
5/3	W	7-6	Tampa	Coral Gables, Fla.
5/10	L	6-11	Stetson	Coral Gables, Fla.
5/11	W	9-7	Stetson	Coral Gables, Fla.

WHITEY CAMPBELL 1958, 1960-1962

1958

3/12	L	5-7	Stetson	DeLand, Fla.
3/14	L	4-5	Florida Southern (10)	Lakeland, Fla.
3/15	L	3-7	Florida Southern	Lakeland, Fla.
3/21	W	7-6	Georgia Tech	Coral Gables, Fla.
3/22	W	7-4	Georgia Tech	Coral Gables, Fla.
3/25	W	8-2	Amherst	Coral Gables, Fla.
3/26	W	8-4	Amherst	Coral Gables, Fla.
3/28	W	3-1	Florida	Coral Gables, Fla.
3/29	W	9-8	Florida (11)	Coral Gables, Fla.
4/1	W	6-5	Wesleyan (10)	Coral Gables, Fla.
4/2	L	5-21	Wesleyan	Coral Gables, Fla.
4/5	W	7-2	Florida Southern	Coral Gables, Fla.
4/5	W	4-3	Florida Southern	Coral Gables, Fla.
	L	4-5	Michigan (11)	Coral Gables, Fla.
4/11	W	13-3	Rollins	Winter Park, Fla.
4/16	L	3-4	Tampa	Tampa, Fla.
4/17	L	1-3	Tampa	Tampa, Fla.
4/18	L	0-18	Florida State	Tallahassee, Fla.
4/19	W	12-7	Florida State	Tallahassee, Fla.
4/25	W	5-2	Tampa Coral	Gables, Fla.
4/26	W	4-1	Tampa	Coral Gables, Fla.
5/2	W	6-5	Jacksonville	Coral Gables, Fla.
5/3	W	6-0	Jacksonville	Coral Gables, Fla.
5/5	L	2-9	Florida State	Coral Gables, Fla.
5/6	L	1-6	Florida State	Coral Gables, Fla.
5/9	W	3-0	Stetson	Coral Gables, Fla.
5/10	L	1-9	Stetson	Coral Gables, Fla.

JACK HARDING

1940, 1959

1959

3/14	L	1-3	Jacksonville	Jacksonville, Fla.
3/14	W	9-2	Jacksonville	Jacksonville, Fla.
3/21	L	0-4	Ohio State	Coral Gables, Fla.
3/23	W	4-1	Yale	Coral Gables, Fla.
3/25	W	4-3	Georgia Tech	Coral Gables, Fla.
3/26	W	3-2	Yale	Coral Gables, Fla.
3/27	T	2-2	Georgia Tech	Coral Gables, Fla.
3/28	W	6-2	Yale	Coral Gables, Fla.

11-12 (.478)

3/28	L	3-15	Georgia Tech	Coral Gables, Fla.
3/28	L	0-4	Georgia Tech	Coral Gables, Fla.
3/30	L	2-6	Yale (10)	Coral Gables, Fla.
3/30	L	3-4	Yale	Coral Gables, Fla.
3/31	W	11-9	Yale	Coral Gables, Fla.
4/1	W	9-8	Amherst	Coral Gables, Fla.
4/2	W	6-3	Amherst	Coral Gables, Fla.
4/10	L	2-3	Rollins	Coral Gables, Fla.
4/11	W	13-2	Rollins	Coral Gables, Fla.
4/20	L	3-5	Tampa	Tampa, Fla.
4/21	L	1-5	Tampa	Tampa, Fla.
4/22	W	6-5	Florida Southern	Lakeland, Fla.
4/24	L	0-4	Rollins	Winter Park, Fla.
4/25	W	12-7	Rollins	Winter Park, Fla.
5/1	W	4-2	Florida Southern	Coral Gables, Fla.
5/2	W	2-0	Florida Southern (10)	Coral Gables, Fla.
5/8	W	10-3	Stetson	Coral Gables, Fla.
5/9	W	10-0	Stetson (10)	Coral Gables, Fla.

WHITEY CAMPBELL 1958, 1960-1962

1960

3/14	L	3-6	Florida State	Coral Gables, Fla.
3/15	L	6-10	Florida State	Coral Gables, Fla.
3/18	L	1-2	Rollins	Coral Gables, Fla.
3/19	W	7-1	Rollins	Coral Gables, Fla.
3/24	W	5-1	Georgia Tech	Coral Gables, Fla.
3/25	W	10-6	Army	Coral Gables, Fla.
3/26	W	4-2	Georgia Tech	Coral Gables, Fla.
3/27	W	11-9	Army	Coral Gables, Fla.
3/28	W	2-1	Furman	Coral Gables, Fla.
3/29	W	6-3	Furman	Coral Gables, Fla.
4/1	L	3-9	Florida	Coral Gables, Fla.
4/2	W	3-2	Florida	Coral Gables, Fla.
4/9	W	12-1	Florida Southern	Lakeland, Fla.
4/11	W	5-0	Stetson	DeLand, Fla.
4/12	L	3-6	Stetson	DeLand, Fla.
4/13	W	1-4	Rollins	Winter Park, Fla.
4/14	W	7-2	Rollins	Winter Park, Fla.
4/16	W	5-4	Jacksonville	Coral Gables, Fla.
4/16	W	7-5	Jacksonville	Coral Gables, Fla.
4/22	W	5-2	Tampa	Coral Gables, Fla.
4/30	W	21-0	Florida Southern	Coral Gables, Fla.
5/6	W	6-0	Stetson	Coral Gables, Fla.
5/7	W	8-1	Stetson	Coral Gables, Fla.
5/12	W	3-1	Tampa	Tampa, Fla.
5/13	L	3-16	Florida State	Tallahassee, Fla.
5/14	L	5-9	Florida State	Tallahassee, Fla.

1961

3/16	W	8-3	Rollins	Coral Gables, Fla.
3/17	W	5-4	Rollins	Coral Gables, Fla.
3/18	W	6-5	Ohio State	Coral Gables, Fla.
3/18	T	2-2	Ohio State	Coral Gables, Fla.
3/21	T	4-4	Ohio State (10)	Coral Gables, Fla.
3/22	L	4-6	Ohio State	Coral Gables, Fla.
3/23	W	10-3	Georgia Tech	Coral Gables, Fla.
3/24	W	10-3	Army	Coral Gables, Fla.
3/25	T	5-5	Georgia Tech	Coral Gables, Fla.
3/25	W	5-3	Army	Coral Gables, Fla.
3/30	W	9-0	Wesleyan	Coral Gables, Fla.
3/31	W	7-4	Wesleyan	Coral Gables, Fla.
4/1	W	6-0	Wesleyan	Coral Gables, Fla.
4/10	W	5-2	Tampa (12)	Tampa, Fla.
4/10	W	4-2	Tampa	Tampa, Fla.
4/11	L	3-5	Florida Southern	Lakeland, Fla.
4/12	L	2-7	Rollins	Winter Park, Fla.
4/13	L	3-4	Rollins (13)	Winter Park, Fla.
4/14	L	1-6	Stetson	DeLand, Fla.
4/15	L	5-6	Stetson	DeLand, Fla.
4/17	L	0-2	Florida State	Coral Gables, Fla.
4/18	L	6-14	Florida State	Coral Gables, Fla.
4/22	W	7-2	Florida Southern	Coral Gables, Fla.
4/24	L	4-10	Florida	Gainesville, Fla.
4/25	W	19-9	Florida	Gainesville, Fla.
4/26	W	14-4	Jacksonville	Jacksonville, Fla.
4/26	W	2-0	Jacksonville	Jacksonville, Fla.
5/5	W	3-2	Stetson	Coral Gables, Fla.
5/6	W	4-1	Stetson	Coral Gables, Fla.

19-7 (.731)

1962

3/9	W	14-10	Florida	Coral Gables, Fla.
3/10	L	7-12	Florida	Coral Gables, Fla.
3/19	W	4-1	Ohio State	Coral Gables, Fla.
3/20	L	8-12	Ohio State	Coral Gables, Fla.
3/21	W	7-3	Ohio State	Coral Gables, Fla.
3/22	W	17-7	Army	Coral Gables, Fla.
3/23	W	6-2	Army	Coral Gables, Fla.
3/24	W	5-2	Army	Coral Gables, Fla.
3/29	L	5-8	Wesleyan	Coral Gables, Fla.
3/30	W	7-0	Wesleyan	Coral Gables, Fla.
3/31	L	3-6	Wesleyan	Coral Gables, Fla.
4/6	L	4-9	Florida Southern	Lakeland, Fla.
4/13	W	14-7	Stetson	DeLand, Fla.
4/13	W	12-8	Stetson	DeLand, Fla.
4/14	W	7-2	Stetson	DeLand, Fla.
4/16	W	6-4	Florida State	Tallahassee, Fla.
4/17	L	8-9	Florida State (10)	Tallahassee, Fla.
4/20	L	3-7	Rollins	Coral Gables, Fla.
4/21	W	1-0	Rollins	Coral Gables, Fla.
4/21	L	0-2	Rollins	Coral Gables, Fla.
4/27	W	11-2	Jacksonville	Coral Gables, Fla.
4/28	L	1-8	Jacksonville	Coral Gables, Fla.
4/28	W	7-2	Jacksonville	Coral Gables, Fla.
5/1	W	8-7	Tampa (12)	Tampa, Fla.
5/2	W	7-6	Tampa	Tampa, Fla.
5/2	W	5-0	Tampa	Tampa, Fla.

17-9 (.654)

RON FRASER

1963-1992

1963

3/16	L	3-4	Ohio State (11)	Coral Gables, Fla.
3/21	W	3-1	Army	Coral Gables, Fla.
3/22	W	3-1	Army	Coral Gables, Fla.
3/23	W	6-0	Army	Coral Gables, Fla.
3/25	L	1-6	Wesleyan	Coral Gables, Fla.
3/26	W	8-5	Wesleyan	Coral Gables, Fla.
3/27	W	6-5	Wesleyan (10)	Coral Gables, Fla.
3/28	W	6-4	Wesleyan	Coral Gables, Fla.
4/1	L	1-2	Florida State	Coral Gables, Fla.
4/2	W	4-1	Florida State	Coral Gables, Fla.
4/5	W	4-3	Tampa	Coral Gables, Fla.
4/6	W	7-5	Tampa	Coral Gables, Fla.
4/6	L	2-3	Tampa	Coral Gables, Fla.
4/12	W	9-0	Florida Southern	Coral Gables, Fla.
4/13	L	6-8	Florida Southern	Coral Gables, Fla.
4/13	W	3-1	Florida Southern	Coral Gables, Fla.
4/19	W	11-2	Stetson	Coral Gables, Fla.
4/20	W	1-0	Stetson	Coral Gables, Fla.
4/20	W	7-0	Stetson	Coral Gables, Fla.
4/26	L	2-4	Rollins	Winter Park, Fla.
4/27	L	1-3	Rollins	Winter Park, Fla.
4/27	L	2-3	Rollins	Winter Park, Fla.
5/10	W	8-4	Jacksonville (12)	Jacksonville, Fla.
5/11	W	11-3	Jacksonville	Jacksonville, Fla.
5/11	W	7-3	Jacksonville	Jacksonville, Fla.
5/13	W	4-0	Florida	Gainesville, Fla.
5/14	L	0-11	Florida	Gainesville, Fla.

18-9 (.665)

1964

3/13	W	3-1	Florida	Miami, Fla.
3/14	W	2-1	Florida	Coral Gables, Fla.
3/14	L	7-13	Florida	Coral Gables, Fla.
3/19	W	2-0	Army	Coral Gables, Fla.
3/20	W	3-1	Army	Coral Gables, Fla.
3/21	W	9-4	Army	Coral Gables, Fla.
3/23	L	7-10	Ohio State	Coral Gables, Fla.
3/24	L	4-8	Ohio State	Coral Gables, Fla.
3/25	L	1-3	Ohio State	Coral Gables, Fla.
3/26	W	10-2	Wesleyan	Coral Gables, Fla.
3/27	W	2-1	Wesleyan (10)	Coral Gables, Fla.
3/28	L	4-6	Wesleyan	Coral Gables, Fla.
3/28	L	2-4	Ohio State	Coral Gables, Fla.
3/30	W	5-4	Wesleyan	Coral Gables, Fla.
3/30	T	4-4	Wesleyan	Coral Gables, Fla.
4/3	W	7-5	Jacksonville	Coral Gables, Fla.
4/4	W	5-1	Jacksonville	Coral Gables, Fla.
4/4	W	8-3	Jacksonville	Coral Gables, Fla.
4/10	W	10-0	Tampa	Tampa, Fla.
4/11	W	9-6	Tampa	Tampa, Fla.

20-9-1 (.667)



ALL-TIME RESULTS

5/19+	L	5-8	Clemson	Coral Gables, Fla.
5/20+	W	7-2	Florida State	Coral Gables, Fla.
5/21+	W	7-5	Clemson	Coral Gables, Fla.
5/21+	W	6-0	Marshall	Coral Gables, Fla.
5/22+	W	5-1	Marshall	Coral Gables, Fla.
6/2#	L	3-9	USC	Omaha, Neb.
6/3#	W	12-1	Baylor	Omaha, Neb.
6/5#	W	5-3	Oral Roberts	Omaha, Neb.
6/7#	L	11-3	Arizona State	Omaha, Neb.

1979 55-11 (.833)

COLLEGE WORLD SERIES

2/16	W	7-5	Marshall	Coral Gables, Fla.
2/17	W	8-3	Marshall	Coral Gables, Fla.
2/23	W	11-3	FIU	Coral Gables, Fla.
2/24	W	12-4	FIU	Coral Gables, Fla.
3/1	W	17-0	Florida A&M	Coral Gables, Fla.
3/2	W	14-0	Florida A&M	Coral Gables, Fla.
3/3	W	8-2	Florida	Coral Gables, Fla.
3/4	W	5-2	Florida	Coral Gables, Fla.
3/5	W	20-8	James Madison	Coral Gables, Fla.
3/6	W	6-2	St. Joseph's	Coral Gables, Fla.
3/7	L	0-6	Jacksonville	Jacksonville, Fla.
3/9	W	8-5	St. Joseph's	Coral Gables, Fla.
3/10	W	11-6	Ithaca	Coral Gables, Fla.
3/10	W	11-2	Southern Illinois	Coral Gables, Fla.
3/11	W	21-0	Ithaca	Coral Gables, Fla.
3/12	L	1-2	Oklahoma State	Coral Gables, Fla.
3/13	L	0-7	Southern Illinois	Coral Gables, Fla.
3/14	W	3-1	Texas A&M	Coral Gables, Fla.
3/15	W	6-0	Oklahoma State	Coral Gables, Fla.
3/16	W	5-3	Southern Illinois	Coral Gables, Fla.
3/17	L	3-4	Texas A&M (12)	Coral Gables, Fla.
3/19	W	9-0	Arizona State	Coral Gables, Fla.
3/20	W	10-1	Arizona State	Coral Gables, Fla.
3/21	W	11-9	Arizona State	Coral Gables, Fla.
3/22	W	7-4	Georgia Southern	Coral Gables, Fla.
3/23	W	10-6	Georgia Southern	Coral Gables, Fla.
3/24	W	10-1	Bowling Green	Coral Gables, Fla.
3/26	W	12-5	Long Island	Coral Gables, Fla.
3/27	W	10-3	St. Francis Brooklyn	Coral Gables, Fla.
3/28	L	1-3	Glassboro State	Coral Gables, Fla.
3/28	W	15-5	St. Francis Brooklyn	Coral Gables, Fla.
3/29	W	9-4	Glassboro State	Coral Gables, Fla.
3/30	W	4-3	Florida State	Coral Gables, Fla.
3/31	W	5-3	Florida State	Coral Gables, Fla.
4/1*	L	3-5	Baltimore Orioles	Coral Gables, Fla.
4/2	W	22-14	Jacksonville	Coral Gables, Fla.
4/3	W	5-0	Jacksonville	Coral Gables, Fla.
4/3	W	14-5	Jacksonville	Coral Gables, Fla.
4/5	W	5-3	Buffalo	Coral Gables, Fla.
4/6	L	3-9	USF	Tampa, Fla.
4/7	W	3-2	USF	Tampa, Fla.
4/8	W	8-3	Buffalo	Coral Gables, Fla.
4/8	W	10-4	Howard	Coral Gables, Fla.
4/9	W	10-7	Buffalo	Coral Gables, Fla.
4/10	W	3-0	Buffalo	Coral Gables, Fla.
4/11	L	2-9	Florida State	Tallahassee, Fla.
4/12	L	2-3	Florida State (11)	Tallahassee, Fla.
4/13	W	1-0	Florida A&M (11)	Tallahassee, Fla.
4/13	L	0-5	Florida A&M	Tallahassee, Fla.
4/14	W	5-3	Buffalo	Coral Gables, Fla.
4/15	W	10-0	Buffalo	Coral Gables, Fla.
4/18	W	10-1	Biscayne	Coral Gables, Fla.
4/20	W	12-3	Stetson	DeLand, Fla.
4/20	W	4-0	Stetson	DeLand, Fla.
4/21	W	14-10	Stetson	DeLand, Fla.
4/24	W	5-1	Biscayne	Coral Gables, Fla.
4/27	W	10-3	USF	Coral Gables, Fla.
4/28	W	14-7	USF	Coral Gables, Fla.
5/10	W	9-0	South Carolina	Columbia, S.C.
5/11	W	9-0	South Carolina (F)	Columbia, S.C.
5/13	W	3-1	South Carolina	Columbia, S.C.
5/14	W	6-1	South Carolina	Columbia, S.C.
5/18+	W	3-1	The Citadel (16)	Coral Gables, Fla.
5/19+	W	2-1	Clemson	Coral Gables, Fla.
5/20+	W	4-1	Clemson	Coral Gables, Fla.
6/1#	L	1-5	Arizona	Omaha, Neb.
6/2#	L	3-9	Pepperdine	Omaha, Neb.

1980 59-12 (.831)

COLLEGE WORLD SERIES

2/9	W	9-1	Lamar	Coral Gables, Fla.
2/10	W	11-5	Lamar	Coral Gables, Fla.
2/11	W	21-1	Lamar	Coral Gables, Fla.
2/16	W	7-0	Florida	Gainesville, Fla.
2/17	W	5-0	Florida	Gainesville, Fla.
2/18	W	5-1	Jacksonville	Jacksonville, Fla.
2/19	L	6-7	Jacksonville	Jacksonville, Fla.
2/19	W	4-0	Jacksonville	Jacksonville, Fla.
2/22	W	10-0	Florida State	Coral Gables, Fla.
2/23	W	4-3	Florida State	Coral Gables, Fla.
2/24	L	8-9	Florida State	Coral Gables, Fla.
2/26	W	7-2	St. Leo	Coral Gables, Fla.
2/27	W	20-2	St. Leo	Coral Gables, Fla.
2/29	W	2-0	South Alabama	Coral Gables, Fla.
3/1	L	4-7	South Alabama	Coral Gables, Fla.
3/2	W	7-1	South Alabama	Coral Gables, Fla.
3/4	W	6-0	St. Joseph's	Coral Gables, Fla.
3/5	W	12-4	St. Joseph's	Coral Gables, Fla.
3/6	L	1-2	Buffalo	Coral Gables, Fla.
3/7	W	4-3	USF	Tampa, Fla.
3/8	W	8-0	USF	Tampa, Fla.
3/9	W	15-8	Buffalo	Coral Gables, Fla.
3/10	W	14-7	Buffalo	Coral Gables, Fla.
3/12	W	2-0	Indiana State	Coral Gables, Fla.
3/13*	L	2-8	Baltimore Orioles	Coral Gables, Fla.
3/14	W	2-1	Oklahoma State	Coral Gables, Fla.
3/15	W	3-1	Indiana State	Coral Gables, Fla.
3/17	W	5-1	Southern Illinois	Coral Gables, Fla.
3/18	L	2-5	Southern Illinois	Coral Gables, Fla.
3/19	W	7-2	Miami (OH)	Coral Gables, Fla.
3/20	W	9-4	Southern Illinois	Coral Gables, Fla.
3/21	W	7-1	Bowling Green	Coral Gables, Fla.
3/22	W	8-1	Southern Illinois	Coral Gables, Fla.
3/25	W	11-2	Delaware	Coral Gables, Fla.
3/26	W	11-4	Florida A&M	Coral Gables, Fla.
3/27	W	20-1	Florida A&M (7)	Coral Gables, Fla.
3/28	W	8-3	Bowling Green	Coral Gables, Fla.
3/29	W	8-5	Jacksonville	Coral Gables, Fla.
3/30	W	12-5	Jacksonville	Coral Gables, Fla.
3/31	W	14-2	Jacksonville	Coral Gables, Fla.
4/2	W	9-0	South Carolina	Coral Gables, Fla.
4/3	W	5-0	South Carolina	Coral Gables, Fla.
4/4	L	5-15	South Carolina	Coral Gables, Fla.
4/5	L	1-8	South Carolina	Coral Gables, Fla.
4/8	W	10-2	FIU	Miami, Fla.
4/11	W	8-1	Texas A&M	College Station, Texas
4/12	W	4-1	Texas A&M (7)	College Station, Texas
4/15	W	7-4	Biscayne	Coral Gables, Fla.
4/16	W	2-1	Biscayne	Coral Gables, Fla.
4/18	W	6-4	USF	Coral Gables, Fla.
4/19	W	9-4	Biscayne	Coral Gables, Fla.
4/22	L	4-6	FIU	Coral Gables, Fla.
4/25	W	17-6	Stetson	Coral Gables, Fla.
4/26	W	11-4	Stetson	Coral Gables, Fla.
4/27	W	3-2	Stetson (10)	Coral Gables, Fla.
4/29	W	13-6	FIU	Coral Gables, Fla.
4/30	W	15-0	Biscayne	Coral Gables, Fla.
5/3	W	10-6	Florida State	Tallahassee, Fla.
5/4	L	5-7	Florida State	Tallahassee, Fla.
5/5	W	7-5	Florida State	Tallahassee, Fla.
5/6	L	3-4	Florida A&M (10)	Tallahassee, Fla.
5/7	W	13-6	Florida A&M	Tallahassee, Fla.
5/8	W	9-2	Mercer	Macon, Ga.
5/9	W	8-2	Mercer	Macon, Ga.
5/10	W	4-3	Mercer	Macon, Ga.
5/25+	W	15-6	South Alabama	Coral Gables, Fla.
5/26+	W	10-3	James Madison	Coral Gables, Fla.
5/27+	W	10-1	Delaware	Coral Gables, Fla.
5/31#	W	13-5	Clemson	Omaha, Neb.
6/2#	W	3-2	Michigan	Omaha, Neb.
6/3#	L	3-9	Hawaii	Omaha, Neb.
6/4#	L	3-4	California	Omaha, Neb.

2/20	W	8-5	Florida	Coral Gables, Fla.
2/21	W	2-0	Florida	Coral Gables, Fla.
2/25	W	5-3	Biscayne	Coral Gables, Fla.
2/28	W	13-2	USF	Coral Gables, Fla.
3/1	W	9-2	USF	Coral Gables, Fla.
3/1	W	17-3	USF	Coral Gables, Fla.
3/2	W	14-4	St. Joseph's	Coral Gables, Fla.
3/3	W	11-0	St. Joseph's	Coral Gables, Fla.
3/4	W	15-7	St. Joseph's	Coral Gables, Fla.
3/6	W	4-3	Florida State (10)	Coral Gables, Fla.
3/7	W	10-8	Florida State	Coral Gables, Fla.
3/8	W	19-4	Florida State	Coral Gables, Fla.
3/9	W	6-3	George Washington	Coral Gables, Fla.
3/10	W	2-0	Indiana State	Coral Gables, Fla.
3/11	W	16-1	Indiana State	Coral Gables, Fla.
3/12	W	9-4	Indiana State	Coral Gables, Fla.
3/13	W	5-0	Southern Illinois	Coral Gables, Fla.
3/14	W	6-4	Southern Illinois	Coral Gables, Fla.
3/16	L	1-4	Miami (OH)	Coral Gables, Fla.
3/17	W	11-4	Maine	Coral Gables, Fla.
3/18	W	11-5	Southern Illinois	Coral Gables, Fla.
3/19	W	6-0	Miami (OH)	Coral Gables, Fla.
3/20	W	15-10	Maine	Coral Gables, Fla.
3/21	W	7-4	Southern Illinois	Coral Gables, Fla.
3/22	W	15-9	Maine	Coral Gables, Fla.
3/23	W	12-0	Bowling Green	Coral Gables, Fla.
3/24	W	3-2	Michigan (10)	Coral Gables, Fla.
3/25	W	3-2	Maine	Coral Gables, Fla.
3/27	W	12-3	Michigan	Coral Gables, Fla.
3/28	W	10-3	Michigan	Coral Gables, Fla.
3/29	W	8-1	Bowling Green	Coral Gables, Fla.
4/3	W	1-0	Jacksonville	Coral Gables, Fla.
4/4	W	4-0	Jacksonville	Coral Gables, Fla.
4/4	W	9-6	Jacksonville	Coral Gables, Fla.
4/5	W	21-3	Florida A&M	Coral Gables, Fla.
4/6*	L	2-16	Baltimore Orioles	Coral Gables, Fla.
4/8	W	6-5	Stetson	DeLand, Fla.
4/8	W	5-3	Stetson	DeLand, Fla.
4/9	L	3-9	Stetson	DeLand, Fla.
4/11	L	3-4	USF	Tampa, Fla.
4/11	W	6-5	USF	Tampa, Fla.
4/12	W	7-2	USF	Tampa, Fla.
4/13	W	7-2	Eckerd	Coral Gables, Fla.
4/14	L	9-10	Eckerd	Coral Gables, Fla.
4/17	W	4-2	FIU	Coral Gables, Fla.
4/22	W	5-3	Biscayne	Coral Gables, Fla.
4/24	W	8-7	FIU	Coral Gables, Fla.
4/28	L	2-4	Biscayne	Coral Gables, Fla.
4/29	W	1-2	St. Leo	Coral Gables, Fla.
4/30	W	8-1	St. Leo	Coral Gables, Fla.
5/2	W	3-2	Florida State	Tallahassee, Fla.
5/3	L	4-5	Florida State	Tallahassee, Fla.
5/4	W	4-3	Florida State	Tallahassee, Fla.
5/5	L	1-2	Florida A&M	Tallahassee, Fla.
5/5	W	3-2	Florida A&M (11)	Tallahassee, Fla.
5/6	L	7-8	Florida	Gainesville, Fla.
5/7	W	11-4	Florida	Gainesville, Fla.
5/8	W	4-0	FIU	Coral Gables, Fla.
5/11	W	8-5	FIU	Miami, Fla.
5/13	W	3-0	South Alabama	Mobile, Ala.
5/14	W	4-1	South Alabama	Mobile, Ala.
5/15	W	5-2	South Alabama	Mobile, Ala.
5/21+	W	12-0	Minnesota	Coral Gables, Fla.
5/22+	W	2-0	Middle Tennessee	Coral Gables, Fla.
5/23+	W	14-6	Florida State	Coral Gables, Fla.
5/24+	W	8-6	Florida	Coral Gables, Fla.
5/31#	W	6-1	Maine	Omaha, Neb.
6/3#	L	6-12	Oklahoma State	Omaha, Neb.
6/4#	L	4-5	Texas	Omaha, Neb.

1982 55-17-1 (.753)

NATIONAL CHAMPION

2/5	W	10-2	California	Coral Gables, Fla.
2/6	W	8-1	California	Coral Gables, Fla.
2/7	W	10-4	California	Coral Gables, Fla.
2/11	W	3-1	Seton Hall	Coral Gables, Fla.
2/12	L	13-14	Seton Hall	Coral Gables, Fla.
2/13	W	7-3	Florida	Coral Gables, Fla.
2/14	W	6-2	Florida	Coral Gables, Fla.
2/15	W	7-2	Seton Hall	Coral Gables, Fla.
2/18	W	7-1	Biscayne	Coral Gables, Fla.

1981 61-10 (.859)

COLLEGE WORLD SERIES

2/6	W	7-6	USC	Coral Gables, Fla.
2/7	W	6-3	USC	Coral Gables, Fla.
2/8	W	10-9	Southern Calif. (13)	Coral Gables, Fla.

HISTORY & RECORDS

ALL-TIME RESULTS

2/3	L 5-7	South Alabama	Coral Gables, Fla.
2/5	L 3-4	USF	Tampa, Fla.
2/9	W 5-2	Arkansas	Coral Gables, Fla.
2/9	W 2-1	Arkansas	Coral Gables, Fla.
2/10	W 4-0	Arkansas	Coral Gables, Fla.
2/12	W 14-7	Armstrong State	Coral Gables, Fla.
2/13	W 15-3	Armstrong State	Coral Gables, Fla.
2/15	W 5-2	Florida	Coral Gables, Fla.
2/16	L 2-4	Florida	Coral Gables, Fla.
2/17	W 5-2	Florida	Coral Gables, Fla.
2/18	W 9-4	Seton Hall	Coral Gables, Fla.
2/20	L 1-4	St. Thomas	Coral Gables, Fla.
2/22	L 2-5	Florida State	Coral Gables, Fla.
2/23	W 15-4	Florida State	Coral Gables, Fla.
2/24	W 6-5	Florida State (10)	Coral Gables, Fla.
2/27	W 17-4	Tampa	Coral Gables, Fla.
2/28	W 8-6	New Orleans	Coral Gables, Fla.
3/1	W 10-0	New Orleans	Coral Gables, Fla.
3/2	W 8-3	New Orleans	Coral Gables, Fla.
3/3	W 5-3	New Orleans	Coral Gables, Fla.
3/5	W 7-3	Rice	Coral Gables, Fla.
3/6	W 11-3	Rice	Coral Gables, Fla.
3/8	W 10-1	Maine	Coral Gables, Fla.
3/9	W 9-3	Maine	Coral Gables, Fla.
3/10	W 3-2	James Madison	Coral Gables, Fla.
3/12	W 6-5	Creighton	Coral Gables, Fla.
3/13	W 14-7	Creighton	Coral Gables, Fla.
3/14	W 12-4	Southern Illinois	Coral Gables, Fla.
3/15	W 2-0	Southern Illinois	Coral Gables, Fla.
3/16	W 7-6	Southern Illinois	Coral Gables, Fla.
3/17	W 9-3	Rutgers (7)	Coral Gables, Fla.
3/18	W 14-2	Mercer	Coral Gables, Fla.
3/19	W 11-3	Michigan State	Coral Gables, Fla.
3/20	W 5-3	Maine	Coral Gables, Fla.
3/22	W 18-5	Michigan State (7)	Coral Gables, Fla.
3/23	W 5-1	Mercer	Coral Gables, Fla.
3/23	W 9-4	Maine	Coral Gables, Fla.
3/24	L 2-3	Maine (10)	Coral Gables, Fla.
3/27	W 6-3	Michigan State	Coral Gables, Fla.
3/29	W 5-1	Michigan State	Coral Gables, Fla.
3/30	L 6-7	Michigan State	Coral Gables, Fla.
4/3	W 6-2	Florida Atlantic	Coral Gables, Fla.
4/5	W 11-1	Southern Calif. (7)	Oklahoma City, Okla.
4/6	L 1-7	Oklahoma	Oklahoma City, Okla.
4/6	W 6-3	Cal State Fullerton	Oklahoma City, Okla.
4/7	W 8-6	USC	Oklahoma City, Okla.
4/9	W 12-1	Barry	Coral Gables, Fla.
4/10	W 6-3	FIU	Coral Gables, Fla.
4/12	W 3-2	Florida State	Tallahassee, Fla.
4/13	L 5-13	Florida State	Tallahassee, Fla.
4/14	W 8-5	Florida State (10)	Tallahassee, Fla.
4/16	W 5-0	Barry	Coral Gables, Fla.
4/17	W 4-3	FIU	Miami, Fla.
4/19	W 11-0	Florida	Gainesville, Fla.
4/20	W 6-4	Florida	Gainesville, Fla.
4/24	W 11-3	Florida Atlantic	Coral Gables, Fla.
4/29	W 12-10	Stetson	DeLand, Fla.
4/30	L 2-13	Stetson	DeLand, Fla.
4/30	W 4-3	Stetson	DeLand, Fla.
5/3	W 14-10	Alabama	Dothan, Ala.
5/4	L 6-12	Alabama	Tuscaloosa, Ala.
5/5	L 7-11	Alabama	Tuscaloosa, Ala.
5/11	L 6-7	UCF	Coral Gables, Fla.
5/12	W 18-5	UCF	Coral Gables, Fla.
5/12	W 28-5	UCF	Coral Gables, Fla.
5/17	W 9-0	USF	Coral Gables, Fla.
5/18	L 1-2	USF	Coral Gables, Fla.
5/19	W 8-3	USF	Coral Gables, Fla.
5/24+	W 22-6	Princeton	Coral Gables, Fla.
5/26+	W 11-6	Virginia	Coral Gables, Fla.
5/27+	L 1-8	Florida	Coral Gables, Fla.
5/28+	W 12-9	Florida	Coral Gables, Fla.
6/1#	W 17-3	Stanford	Omaha, Neb.
6/5#	L 4-8	Texas	Omaha, Neb.
6/6#	W 2-1	Oklahoma State	Omaha, Neb.
6/8#	W 6-5	Mississippi State	Omaha, Neb.
6/9#	W 2-1	Texas	Omaha, Neb.
6/11#	W 10-6	Texas	Omaha, Neb.

1986 50-17 (.746)

COLLEGE WORLD SERIES

2/8	W 5-3	Texas	Coral Gables, Fla.
2/9	W 10-7	Texas	Coral Gables, Fla.
2/11	L 2-7	USF	Tampa, Fla.
2/12	W 6-5	USF	Tampa, Fla.
2/14	W 7-6	Florida	Coral Gables, Fla.
2/15	W 7-6	Florida (10)	Coral Gables, Fla.
2/16	W 5-1	Seton Hall	Coral Gables, Fla.
2/17	W 5-0	Seton Hall	Coral Gables, Fla.
2/21	L 4-12	USF	Coral Gables, Fla.
2/22	W 24-2	USF	Coral Gables, Fla.
2/25	W 6-0	FIU	Coral Gables, Fla.
2/27	W 5-3	FIU (11)	Miami, Fla.
2/28	W 5-4	Florida Southern	Coral Gables, Fla.
3/1	W 9-7	Florida Southern	Coral Gables, Fla.
3/4	L 9-10	St. Thomas	Coral Gables, Fla.
3/7	W 7-6	Maine	Coral Gables, Fla.
3/8	W 4-1	Southern Illinois	Coral Gables, Fla.
3/11	W 6-5	Florida	Gainesville, Fla.
3/12	W 9-7	Florida	Gainesville, Fla.
3/14	W 5-2	Southern Illinois	Coral Gables, Fla.
3/16	W 2-1	Creighton	Coral Gables, Fla.
3/17	W 2-1	Maine	Coral Gables, Fla.
3/18	W 7-6	Rutgers	Coral Gables, Fla.
3/19	W 9-3	Maine	Coral Gables, Fla.
3/22	W 6-2	Maine	Coral Gables, Fla.
3/23	L 6-8	Maine	Coral Gables, Fla.
3/27	L 2-3	Michigan State	Coral Gables, Fla.
3/28	W 7-3	Bowling Green	Coral Gables, Fla.
3/29	W 3-0	Air Force	Coral Gables, Fla.
3/29	W 12-8	Bowling Green	Coral Gables, Fla.
4/1	W 9-1	Barry	Coral Gables, Fla.
4/4	W 10-5	Michigan (7)	Minneapolis, Minn.
4/5*	W 8-0	Panama Olympic	Minneapolis, Minn.
4/5	L 3-7	Minnesota	Minneapolis, Minn.
4/6	L 5-7	Michigan (10)	Minneapolis, Minn.
4/8	W 1-0	Alabama (7)	Mobile, Ala.
4/9	L 4-8	South Alabama	Mobile, Ala.
4/11	L 1-6	Florida State	Tallahassee, Fla.
4/12	W 4-3	Florida State	Tallahassee, Fla.
4/13	L 3-8	Florida State	Tallahassee, Fla.
4/16	L 8-9	FIU (13)	Miami, Fla.
4/17	W 1-6	Jacksonville	Coral Gables, Fla.
4/18	W 10-3	Jacksonville	Coral Gables, Fla.
4/19	W 12-1	Jacksonville	Coral Gables, Fla.
4/24	W 17-6	Stetson	Coral Gables, Fla.
4/25	W 12-4	Stetson	Coral Gables, Fla.
4/26	W 9-1	Stetson	Coral Gables, Fla.
4/29	W 6-3	Florida Atlantic	Coral Gables, Fla.
5/2	W 11-10	Florida State	Coral Gables, Fla.
5/3	L 6-14	Florida State	Coral Gables, Fla.
5/4	W 7-5	Florida State	Coral Gables, Fla.
5/6	W 8-7	Tampa (10)	Coral Gables, Fla.
5/9	W 6-5	Clemson	Greenville, S.C.
5/10	L 4-7	Clemson	Greenville, S.C.
5/11	L 5-9	Clemson	Greenville, S.C.
5/12	W 9-6	Maine	Orono, Maine
5/13	L 6-9	Maine	Old Orchard, Maine
5/14	W 9-1	Maine	Old Orchard, Maine
5/23+	W 10-8	Western Carolina	Coral Gables, Fla.
5/24+	W 7-5	South Carolina	Coral Gables, Fla.
5/25+	W 7-6	Georgia Tech (10)	Coral Gables, Fla.
5/26+	W 15-9	Georgia Tech (10)	Coral Gables, Fla.
5/31#	W 6-2	Oklahoma State	Omaha, Neb.
6/3#	L 2-7	Florida State	Omaha, Neb.
6/5#	W 4-3	LSU	Omaha, Neb.
6/7#	W 4-3	Arizona	Omaha, Neb.
6/8#	L 3-4	Florida State	Omaha, Neb.

1987 35-24-1 (.583)

NCAA TOURNAMENT

2/8	L 6-16	Texas	Austin, Texas
2/9	L 7-8	Texas	Austin, Texas
2/13	L 2-4	USF	Coral Gables, Fla.
2/14	W 10-8	USF	Coral Gables, Fla.
2/15	L 5-11	Seton Hall	Coral Gables, Fla.
2/17	L 1-5	Tampa	Coral Gables, Fla.
2/20	W 7-2	LSU	New Orleans, La.
2/21	L 4-5	New Orleans (10)	New Orleans, La.

2/22	L 3-4	Tulane (11)	New Orleans, La.
2/24	W 8-1	Wake Forest	Coral Gables, Fla.
2/25	W 8-3	Wake Forest	Coral Gables, Fla.
2/27	W 4-2	Florida	Coral Gables, Fla.
2/28	W 12-4	Florida	Coral Gables, Fla.
3/3	W 4-2	USF	Tampa, Fla.
3/4	L 3-7	USF	Tampa, Fla.
3/7	W 1-6	Maine	Coral Gables, Fla.
3/8	L 9-10	Maine	Coral Gables, Fla.
3/9	W 5-1	Georgetown	Coral Gables, Fla.
3/11	W 9-4	Maine	Coral Gables, Fla.
3/13	W 9-4	Southern Illinois	Coral Gables, Fla.
3/14	W 7-0	Southern Illinois	Coral Gables, Fla.
3/15	L 2-5	Creighton	Coral Gables, Fla.
3/16	W 10-9	Creighton	Coral Gables, Fla.
3/17	L 7-12	Rutgers	Coral Gables, Fla.
3/18	W 5-0	Maine	Coral Gables, Fla.
3/20	L 2-8	Clemson	Coral Gables, Fla.
3/21	L 9-11	Clemson	Coral Gables, Fla.
3/22	T 10-10	Clemson	Coral Gables, Fla.
3/23	W 10-4	Maine	Coral Gables, Fla.
3/25	W 6-3	Michigan State	Coral Gables, Fla.
3/27	L 0-5	Arizona	Coral Gables, Fla.
3/28	W 7-3	Arizona	Coral Gables, Fla.
3/29	W 9-8	Arizona	Coral Gables, Fla.
3/31	W 8-2	Stetson	DeLand, Fla.
4/1	W 6-4	Stetson	DeLand, Fla.
4/3	W 7-4	FIU	Coral Gables, Fla.
4/4	W 12-1	FIU	Coral Gables, Fla.
4/5	L 6-7	FIU (12)	Miami, Fla.
4/7	W 6-5	Florida Southern	Coral Gables, Fla.
4/10	L 3-14	Florida State	Tallahassee, Fla.
4/11	W 1-6	Florida State	Tallahassee, Fla.
4/12	W 11-10	Florida State (11)	Tallahassee, Fla.
4/14	W 9-4	New Orleans	Coral Gables, Fla.
4/15	W 7-5	New Orleans	Coral Gables, Fla.
4/17	W 19-9	Florida Atlantic	Coral Gables, Fla.
4/18	W 18-2	Barry	Coral Gables, Fla.
4/21	L 2-3	Florida	Gainesville, Fla.
4/22	L 5-6	Florida	Gainesville, Fla.
4/24	W 4-3	James Madison	Norfolk, Va.
4/28	W 12-3	FIU	Coral Gables, Fla.
5/1	W 4-3	Florida State	Coral Gables, Fla.
5/2	L 4-6	Florida State	Coral Gables, Fla.
5/3	L 6-8	Florida State	Coral Gables, Fla.
5/8	L 3-4	North Carolina	Chapel Hill, N.C.
5/9	W 9-4	North Carolina	Chapel Hill, N.C.
5/10	W 10-2	North Carolina	Chapel Hill, N.C.
5/17	L 3-6	New Orleans	Coral Gables, Fla.
5/18	L 5-6	New Orleans	Coral Gables, Fla.
5/21+	L 6-11	Georgia Southern	Tallahassee, Fla.
5/22+	L 2-5	Florida State	Tallahassee, Fla.

1988 52-14-1 (.776)

COLLEGE WORLD SERIES

2/5	W 9-0	Mercer	Coral Gables, Fla.
2/6	W 24-1	Mercer (7)	Coral Gables, Fla.
2/7	W 17-7	Mercer	Coral Gables, Fla.
2/12	W 1-0	USF	Coral Gables, Fla.
2/13	W 4-3	USF	Coral Gables, Fla.
2/14	W 9-4	Seton Hall	Coral Gables, Fla.
2/16	W 4-0	Eckerd	Coral Gables, Fla.
2/17	W 5-0	Barry	Coral Gables, Fla.
2/21	L 2-3	Florida (7)	Gainesville, Fla.
2/21	W 9-7	Florida	Gainesville, Fla.
2/23	W 10-3	Wake Forest	Coral Gables, Fla.
2/24	W 4-2	Wake Forest	Coral Gables, Fla.
2/27	L 5-8	Texas	Coral Gables, Fla.
2/28	W 3-2	Texas	Coral Gables, Fla.
3/1	W 6-2	St. Thomas	Coral Gables, Fla.
3/4	W 13-1	Maine	Coral Gables, Fla.
3/5	W 10-1	Maine	Coral Gables, Fla.
3/6	W 8-7	Purdue	Coral Gables, Fla.
3/8	W 9-2	Navy	Coral Gables, Fla.
3/10	W 8-2	Georgetown	Coral Gables, Fla.
3/11	W 7-6	Southern Illinois	Coral Gables, Fla.
3/12	W 6-5	Southern Illinois	Coral Gables, Fla.
3/13	W 11-2	Creighton	Coral Gables, Fla.
3/14	W 9-4	Creighton	Coral Gables, Fla.
3/17	W 10-5	St. Francis Brooklyn	Coral Gables, Fla.
3/18	L 3-6	Maine	Coral Gables, Fla.



ALL-TIME RESULTS

3/20	W 6-5	Maine (10)	Coral Gables, Fla.
3/20	W 3-2	Maine	Coral Gables, Fla.
3/22	W 4-2	Rutgers	Coral Gables, Fla.
3/23	W 8-2	Rutgers	Coral Gables, Fla.
3/24	W 14-6	Air Force	Coral Gables, Fla.
3/25	L 6-7	Michigan State	Coral Gables, Fla.
3/26	L 4-5	Michigan State	Coral Gables, Fla.
3/27	W 10-8	Michigan State (10)	Coral Gables, Fla.
3/30	W 19-1	NcNeese State	Coral Gables, Fla.
4/1	W 11-3	Florida	Coral Gables, Fla.
4/2	W 5-3	Florida	Coral Gables, Fla.
4/5	W 15-2	Niagara	Coral Gables, Fla.
4/6	W 4-2	FIU	Miami, Fla.
4/8	W 8-3	Florida State	Tallahassee, Fla.
4/9	L 8-20	Florida State	Tallahassee, Fla.
4/10	T 5-5	Florida State (8)	Tallahassee, Fla.
4/13	W 12-3	Florida Atlantic	Coral Gables, Fla.
4/15	W 8-2	Tulane	Coral Gables, Fla.
4/16	L 1-4	Tulane	Coral Gables, Fla.
4/18	W 11-4	USF	Tampa, Fla.
4/19	L 8-11	USF	Tampa, Fla.
4/22	W 8-3	FIU	Coral Gables, Fla.
4/23	L 1-2	FIU	Coral Gables, Fla.
4/26	W 8-5	Tampa	Coral Gables, Fla.
4/29	W 9-3	Stanford	Coral Gables, Fla.
4/30	W 7-3	Stanford	Coral Gables, Fla.
5/6	L 5-6	Florida State	Coral Gables, Fla.
5/7	W 9-7	Florida State	Coral Gables, Fla.
5/8	L 3-6	Florida State	Coral Gables, Fla.
5/13	W 8-1	Maine	Orono, Maine
5/14	W 11-3	Maine	Old Orchard, Maine
5/15	L 5-6	Maine (13)	Old Orchard, Maine
5/16	W 13-5	Maine	Orono, Maine
5/20	W 6-4	Stetson	Coral Gables, Fla.
5/25+	W 4-0	Towson	Coral Gables, Fla.
5/28+	W 18-8	James Madison	Coral Gables, Fla.
5/28+	W 4-2	Georgia Tech	Coral Gables, Fla.
5/29+	W 10-3	South Carolina	Coral Gables, Fla.
6/4#	L 3-6	Cal State Fullerton	Omaha, Neb.
6/6#	W 8-4	Fresno State	Omaha, Neb.
6/7#	L 1-2	Stanford	Omaha, Neb.

1989 **49-18 (.731)**

COLLEGE WORLD SERIES

2/5	W 4-1	UCF	Coral Gables, Fla.
2/6	W 5-1	UCF	Coral Gables, Fla.
2/7	W 15-0	UCF	Coral Gables, Fla.
2/10	W 1-0	USF (12)	Coral Gables, Fla.
2/11	W 9-5	USF	Coral Gables, Fla.
2/17	W 4-1	Tennessee	Coral Gables, Fla.
2/18	L 5-6	Tennessee (11)	Coral Gables, Fla.
2/19	W 11-2	Seton Hall	Coral Gables, Fla.
2/20	L 1-5	Seton Hall	Coral Gables, Fla.
2/25	W 6-5	Texas	Austin, Texas
2/26	L 2-5	Texas	Austin, Texas
2/27	L 5-6	Texas	Austin, Texas
3/1	W 9-1	Barry	Coral Gables, Fla.
3/3	W 5-4	Minnesota	Coral Gables, Fla.
3/4	W 13-4	Minnesota	Coral Gables, Fla.
3/5	W 7-6	Minnesota	Coral Gables, Fla.
3/8	L 2-4	Notre Dame	Coral Gables, Fla.
3/9	W 17-0	Boston University (7)	Coral Gables, Fla.
3/10	W 6-0	Southern Illinois	Coral Gables, Fla.
3/11	W 10-6	Southern Illinois	Coral Gables, Fla.
3/12	W 2-1	Creighton (10)	Coral Gables, Fla.
3/13	W 6-5	Creighton	Coral Gables, Fla.
3/14*	L 0-5	Baltimore Orioles	Coral Gables, Fla.
3/15	W 6-3	Pace	Coral Gables, Fla.
3/17	W 8-1	Maine	Coral Gables, Fla.
3/18	W 2-0	Maine	Coral Gables, Fla.
3/19	L 3-4	Maine	Coral Gables, Fla.
3/21	L 10-13	Florida	Coral Gables, Fla.
3/22	W 4-0	Florida	Coral Gables, Fla.
3/24	W 16-8	Rutgers	Coral Gables, Fla.
3/25	W 7-4	Rutgers	Coral Gables, Fla.
3/27	W 7-5	Michigan State	Coral Gables, Fla.
3/28	W 5-3	Stetson	Coral Gables, Fla.
3/29	L 8-9	Stetson (10)	Coral Gables, Fla.
4/1	L 1-7	Florida	Gainesville, Fla.
4/2	L 2-3	Florida	Gainesville, Fla.
4/7	L 0-3	Florida State	Tallahassee, Fla.

4/8	W 8-1	Florida State	Tallahassee, Fla.
4/9	L 3-11	Florida State	Tallahassee, Fla.
4/14	W 14-0	Florida Atlantic	Coral Gables, Fla.
4/15	W 14-0	Florida Atlantic	Coral Gables, Fla.
4/18	W 9-0	St. Thomas	Coral Gables, Fla.
4/21	W 5-2	FIU	Coral Gables, Fla.
4/22	W 7-2	FIU	Coral Gables, Fla.
4/23	W 9-6	FIU	Miami, Fla.
4/25	W 5-3	Boca Raton	Coral Gables, Fla.
4/28	W 11-5	Clemson	Clemson, S.C.
4/29	W 10-2	Clemson	Clemson, S.C.
4/30	L 4-5	Clemson	Clemson, S.C.
5/2	W 7-6	Eckerd	Coral Gables, Fla.
5/5	W 11-2	Florida State	Coral Gables, Fla.
5/6	W 8-2	Florida State	Coral Gables, Fla.
5/7	L 4-8	Florida State	Coral Gables, Fla.
5/9	L 12-13	Tampa	Coral Gables, Fla.
5/12	W 12-3	Mercer	Coral Gables, Fla.
5/13	W 9-4	Mercer	Coral Gables, Fla.
5/14	W 10-3	Mercer	Coral Gables, Fla.
5/19	W 7-4	NC State	Chapel Hill, N.C.
5/20	W 2-0	Clemson	Chapel Hill, N.C.
5/21	W 11-1	Arizona	Chapel Hill, N.C.
5/25+	W 3-1	Villanova	Gainesville, Fla.
5/26+	L 7-9	Georgia Tech	Gainesville, Fla.
5/27+	W 9-1	Florida	Gainesville, Fla.
5/27+	W 10-1	UCF	Gainesville, Fla.
5/28+	W 4-1	Villanova	Gainesville, Fla.
6/3#	W 5-2	LSU	Omaha, Neb.
6/5#	L 2-12	Texas	Omaha, Neb.
6/6#	L 3-6	LSU	Omaha, Neb.

1990 **52-13 (.800)**

NCAA TOURNAMENT

2/2	W 7-0	Seton Hall	Coral Gables, Fla.
2/3	W 17-3	Seton Hall	Coral Gables, Fla.
2/4	W 8-2	Seton Hall	Coral Gables, Fla.
2/9	W 7-4	USF	Tampa, Fla.
2/10	L 3-4	USF	Tampa, Fla.
2/11	W 4-2	UCF	Orlando, Fla.
2/14	W 7-1	Barry	Coral Gables, Fla.
2/16	W 6-5	Texas	Coral Gables, Fla.
2/17	W 7-1	Texas	Coral Gables, Fla.
2/18	W 7-6	Texas	Coral Gables, Fla.
2/21	W 10-2	St. Francis Brooklyn	Coral Gables, Fla.
2/24	L 4-5	Florida	Coral Gables, Fla.
2/24	W 12-10	Florida	Coral Gables, Fla.
2/25	W 17-1	St. Francis Brooklyn	Coral Gables, Fla.
2/28	W 15-7	Eckerd	Coral Gables, Fla.
3/3	W 6-3	Florida	Gainesville, Fla.
3/4	W 8-2	Florida	Gainesville, Fla.
3/5	W 4-1	Stetson	DeLand, Fla.
3/6	W 5-4	Stetson (11)	DeLand, Fla.
3/9	W 5-1	Southern Illinois	Coral Gables, Fla.
3/10	L 0-1	Southern Illinois	Coral Gables, Fla.
3/11	W 25-1	Boston University	Coral Gables, Fla.
3/13	W 4-0	Davidson	Coral Gables, Fla.
3/15	L 2-3	Davidson	Coral Gables, Fla.
3/16	W 6-2	Rutgers	Coral Gables, Fla.
3/17	W 6-3	Rutgers	Coral Gables, Fla.
3/18	W 12-1	Georgetown	Coral Gables, Fla.
3/20	W 12-2	Washington State	Coral Gables, Fla.
3/21	L 0-3	Washington State	Coral Gables, Fla.
3/22	W 9-2	Clemson	Coral Gables, Fla.
3/23	W 11-5	Clemson	Coral Gables, Fla.
3/24	W 2-1	Clemson	Coral Gables, Fla.
3/28	W 12-1	Northeastern	Coral Gables, Fla.
3/30	W 2-1	Wichita State	Minneapolis, Minn.
3/31	W 3-0	Minnesota (7)	Minneapolis, Minn.
4/1	W 4-3	Stanford (10)	Minneapolis, Minn.
4/3	W 22-0	Bethune-Cookman (7)	Coral Gables, Fla.
4/6	W 3-1	North Florida	Coral Gables, Fla.
4/7	W 13-2	St. Thomas	Coral Gables, Fla.
4/10	W 5-3	New Orleans	Coral Gables, Fla.
4/11	W 4-2	New Orleans	Coral Gables, Fla.
4/13	L 3-7	Florida State	Tallahassee, Fla.
4/14	W 8-5	Florida State	Tallahassee, Fla.
4/15	W 8-3	Florida State	Tallahassee, Fla.
4/18	W 6-2	St. Thomas	Coral Gables, Fla.
4/20	W 16-6	FIU	Coral Gables, Fla.
4/21	W 6-5	FIU	Coral Gables, Fla.

4/22	W 7-1	FIU	Miami, Fla.
4/25	W 2-1	Tampa (10)	Coral Gables, Fla.
4/27	W 19-2	Nova Southeastern	Coral Gables, Fla.
4/28	W 11-3	Florida Atlantic	Coral Gables, Fla.
5/4	W 7-3	Florida State	Coral Gables, Fla.
5/5	L 2-6	Florida State	Coral Gables, Fla.
5/6	L 4-8	Florida State	Coral Gables, Fla.
5/11	L 1-4	Maine	Orono, Maine
5/12	L 5-9	Maine	Orono, Maine
5/14	L 0-4	Maine	Orono, Maine
5/14	W 6-4	Maine (7)	Orono, Maine
5/18	W 4-3	UCF	Coral Gables, Fla.
5/19	W 9-0	UCF	Coral Gables, Fla.
5/25+	W 4-3	Stetson	Coral Gables, Fla.
5/27+	W 5-2	USF	Coral Gables, Fla.
5/28+	L 2-6	The Citadel	Coral Gables, Fla.
5/28+	W 6-1	NC State	Coral Gables, Fla.
5/29+	L 1-4	The Citadel	Coral Gables, Fla.

1991 **46-17 (.730)**

NCAA TOURNAMENT

2/1	W 9-8	California	Coral Gables, Fla.
2/2	W 6-4	California	Coral Gables, Fla.
2/3	W 13-6	California	Coral Gables, Fla.
2/8	L 2-6	Texas	Austin, Texas
2/9	L 5-7	Texas	Austin, Texas
2/10	W 6-5	Texas	Austin, Texas
2/12	W 6-1	Tampa	Coral Gables, Fla.
2/15	W 8-1	Stetson	Coral Gables, Fla.
2/16	W 2-0	Stetson	Coral Gables, Fla.
2/19	W 6-1	USF	Coral Gables, Fla.
2/20	W 4-3	USF	Coral Gables, Fla.
2/23	W 5-3	Florida	Gainesville, Fla.
2/24	W 8-7	Florida	Gainesville, Fla.
2/26	W 4-2	Florida	Coral Gables, Fla.
2/27	W 9-7	Florida (10)	Coral Gables, Fla.
3/1	L 3-4	LSU	New Orleans, La.
3/2	W 12-3	New Orleans	New Orleans, La.
3/3	L 2-5	Tulane	New Orleans, La.
3/5	W 11-3	NC State	Coral Gables, Fla.
3/6	L 2-4	NC State	Coral Gables, Fla.
3/8	L 1-2	Southern Illinois	Coral Gables, Fla.
3/9	W 12-0	Southern Illinois	Coral Gables, Fla.
3/10	W 17-5	George Washington	Coral Gables, Fla.
3/11	W 5-1	George Washington	Coral Gables, Fla.
3/13	W 2-1	Maine	Coral Gables, Fla.
3/14	W 9-3	Pennsylvania	Coral Gables, Fla.
3/15	W 5-3	Maine	Coral Gables, Fla.
3/16	W 9-0	Maine	Coral Gables, Fla.
3/17	W 7-0	Maine	Coral Gables, Fla.
3/19	W 5-0	Minnesota	Coral Gables, Fla.
3/20	L 0-9	Minnesota	Coral Gables, Fla.
3/22	W 5-2	Rutgers	Coral Gables, Fla.
3/23	W 20-4	Rutgers	Coral Gables, Fla.
3/24	W 10-2	Minnesota	Coral Gables, Fla.
3/26	W 5-1	Eastern Illinois	Coral Gables, Fla.
3/29	W 9-3	Northeastern	Coral Gables, Fla.
3/30	W 17-4	Northeastern (7)	Coral Gables, Fla.
3/30	W 8-1	Northeastern	Coral Gables, Fla.
4/5	W 8-7	Florida Atlantic	Coral Gables, Fla.
4/6	W 6-3	St. Thomas	Coral Gables, Fla.
4/9	W 8-7	North Florida	Coral Gables, Fla.
4/12	L 2-7	Florida State	Tallahassee, Fla.
4/13	L 4-12	Florida State	Tallahassee, Fla.
4/14	L 5-8	Florida State	Tallahassee, Fla.
4/17	W 4-3	St. Thomas (12)	Coral Gables, Fla.
4/19	W 6-2	Eastern Kentucky	Coral Gables, Fla.
4/20	W 4-0	Eastern Kentucky	Coral Gables, Fla.
4/21	L 2-3	Eastern Kentucky	Coral Gables, Fla.
4/26	L 2-5	FIU	Coral Gables, Fla.
4/27	W 1-1	FIU	Coral Gables, Fla.
4/28	W 8-0	FIU	Miami, Fla.
5/3	L 2-3	Florida State	Coral Gables, Fla.
5/4	L 1-4	Florida State	Coral Gables, Fla.
5/5	W 8-6	Florida State	Coral Gables, Fla.
5/10	W 4-2	Georgia Southern	Coral Gables, Fla.
5/11	W 7-0	Georgia Southern	Coral Gables, Fla.
5/12	W 10-5	Georgia Southern	Coral Gables, Fla.
5/17	L 5-9	Georgia Tech	Atlanta, Ga.
5/18	W 10-7	Georgia Tech	Atlanta, Ga.
5/19	W 7-1	Georgia Tech	Atlanta, Ga.



ALL-TIME RESULTS

Table of all-time baseball results with columns for date, score, home team, visitor, and location.

2000

41-19-1 (.672)

NCAA TOURNAMENT

Table of NCAA tournament results for 2000, including opponent, score, and location.

2002

34-29 (.540)

NCAA TOURNAMENT

Table of NCAA tournament results for 2002, including opponent, score, and location.

2001

53-12 (.815)

NATIONAL CHAMPION

Table of national championship games for 2001, including opponent, score, and location.

SERIES HISTORY

OPPONENT	ALL TIME	UNDER MORRIS	FIRST MEETING	LAST MEETING	STRK	OPPONENT	ALL TIME	UNDER MORRIS	FIRST MEETING	LAST MEETING	STRK
Air Force	2-0-0	—	1986	1988	W2	Glassboro State	2-1-0	—	1978	1979	W1
Alabama	7-8-0	4-2-0	1983	1999	L1	Harvard	8-1-0	7-1-0	1974	2003	W5
Albany	4-0-0	4-0-0	2001	2012	W4	Havana	2-0-0	—	1951	1951	W2
Amherst	10-4-0	—	1953	1959	W4	Hawaii	3-2-0	3-1-0	1980	1997	W3
Appalachian State	3-1-0	2-1-0	1973	2011	W1	High Point	3-0-0	3-0-0	2005	2005	W3
Arizona	6-3-0	2-1-0	1979	2008	W2	Hofstra	2-1-0	2-1-0	2011	2011	L1
Arizona State	8-9-0	2-4-0	1978	1998	L1	Honduras	3-0-0	—	1970	1970	W3
Arkansas	4-0-0	1-0-0	1985	2001	W4	Houston	0-1-0	1-0-0	2002	2002	L1
Armstrong State	2-0-0	—	1985	1985	W2	Howard	2-0-0	—	1978	1979	W2
Army	26-2-1	—	1960	1975	W8	Illinois	15-3-0	12-1-0	1992	1998	W8
Auburn	1-7-0	1-0-0	1946	1994	W1	Illinois State	6-2-0	4-2-0	1992	2013	W1
Ball State	3-1-0	3-1-0	2002	2004	W3	Illinois-Chicago	5-0-0	3-0-0	1983	2004	W5
Barry	21-0-0	12-0-0	1985	2-13	W21	Indiana	6-0-0	3-0-0	1974	2006	W6
Baylor	1-0-0	—	1978	1978	W1	Indiana State	5-0-0	—	1980	1981	W5
Bernard Baruch	2-0-0	—	1972	1972	W2	Iona	2-1-0	2-1-0	1998	2000	W1
Bethune-Cookman	25-4-0	22-4-0	1983	2013	W1	Ithaca	2-0-0	—	1979	1979	W2
Biscayne	51-4-0	—	1968	1983	W5	Jacksonville	82-18-0	32-7-0	1958	2013	W10
Boston College	15-6-0	15-6-0	2003	2013	L1	Jacksonville N.A.S.	4-2-0	—	1946	1949	W4
Boston University	2-0-0	—	1989	1990	W2	James Madison	8-0-0	3-0-0	1979	1999	W8
Bowling Green	13-0-0	—	1977	1988	W13	Kansas State	1-0-0	1-0-0	2002	2002	W1
Bradley	1-0-0	—	1972	1972	W1	Kent	2-0-0	2-0-0	1994	2007	W2
Bucknell	1-0-0	1-0-0	2001	2001	W1	Lafayette	2-0-0	—	1972	1972	W2
Buffalo	25-2-0	—	1974	1980	W2	Lamar	4-0-0	—	1976	1980	W4
C.W. Post	4-0-0	4-0-0	1997	2000	W4	La Salle	3-1-0	2-0-0	1966	2007	W3
Cal State Fullerton	6-11-0	3-5-0	1982	2004	L1	Lehigh	1-0-0	1-0-0	2008	2008	W1
Cal State Northridge	0-1-0	—	1991	1991	L1	Lewis	2-0-0	—	1982	1982	W2
California	7-1-0	—	1980	1992	W7	Liberty	1-0-0	1-0-0	1997	1997	W1
Campbell	3-1-0	3-1-0	2003	2004	W1	Long Beach State	16-8	15-6-0	1993	2004	W3
Clemson	32-27-1	20-19	1977	2013	W3	Long Island	1-0-0	—	1979	1979	W1
Coastal Carolina	11-0-0	11-0-0	1994	2004	W11	LSU	12-7-0	1-1-0	1972	2004	W1
Colgate	4-1-0	—	1969	1970	W3	Louisville	1-3-0	1-3-0	2006	2013	L3
Colorado State	1-0-0	—	1984	1984	W1	Loyola (MD)	1-1-0	—	1972	1972	W1
Columbia	2-0-0	2-0-0	2013	2013	W2	Lynn	4-0-0	3-0-0	1989	2000	W4
Connecticut	2-0-0	—	1970	1970	W2	Maine	61-12-0	10-0-0	1976	2013	W20
Cornell	5-2-0	2-0-0	1971	2008	W3	Manhattan	5-1-0	5-1-0	2006	2010	L1
Creighton	8-1-0	—	1985	1989	W5	Marist	1-0-0	1-0-0	1999	1999	W1
Dartmouth	3-1-0	3-1-0	2000	2010	W3	Marshall	4-0-0	—	1978	1979	W4
Davidson	1-1-0	—	1990	1990	L1	Maryland	15-6-0	15-6-0	2005	2013	L1
Delaware	4-0-0	—	1971	1980	W4	UMBC	2-0-0	1-0-0	1992	2009	W2
Drexel	1-0-0	1-0-0	1998	1998	W1	Massachusetts	6-1-0	1-0-0	1976	1995	W3
Duke	26-7-0	24-5-0	1966	2013	W1	McNeese State	1-0-0	—	1988	1998	W1
East Carolina	3-2-0	2-1-0	1984	2001	W1	Memphis	2-0-0	—	1974	1974	W2
Eastern Illinois	1-0-0	—	1991	1991	W1	Mercer	27-3-0	3-2-0	1967	2008	L2
Eastern Kentucky	2-1-0	—	1991	1991	L1	Miami (OH)	3-4-0	1-0-0	1977	2012	W2
Eastern Michigan	2-0-0	2-0-0	2000	2000	W2	Michigan	9-2-1	2-0-1	1958	2000	T1
Eckerd	8-4-0	—	1975	1990	W3	Michigan State	41-18-2	2-1-0	1965	2006	W1
Elon	11-4-0	11-4-0	1999	2007	W2	Middle Tennessee	4-0-0	—	1973	1981	W4
Florida	124-109-1	37-43-0	1940	2013	L2	Minnesota	15-3-0	8-1-0	1981	2004	W7
Florida A&M	19-7-0	—	1968	1981	W1	Mississippi	4-1-0	3-1-0	1977	2008	W3
Florida Atlantic	53-11-0	35-7-0	1982	2013	W1	Mississippi State	3-1-0	2-0-0	1971	2005	W3
Florida Gulf Coast	8-1-0	—	2008	2012	L1	Missouri	1-0-0	1-0-0	2008	2008	W1
FIU	91-24-0	31-13-0	1973	2008	L1	Missouri State	2-1-0	1-1-0	1996	2012	L1
Florida Southern	58-24	5-0-0	1947	2001	W13	Montclair State	3-0-0	—	1974	1983	W3
Florida State	124-143-4	53-48-1	1951	2013	L1	Morehead State	1-0-0	—	1977	1977	W1
Florida Tech	8-2-0	—	1973	1978	W4	Mount St. Mary's	1-0-0	1-0-0	2009	2009	W1
Fordham	9-1-0	5-1-0	1984	2010	W1	Murray State	1-0-0	—	1975	1975	W1
Fresno State	1-0-0	—	1988	1988	W1	Navy	1-0-0	—	1988	1988	W1
Ft. Lauderdale College	2-0-0	—	1983	1983	W2	Nebraska	0-2-0	0-2-0	2005	2005	L2
Furman	9-1-0	1-0-0	1960	1998	W4	New Hampshire	1-1-0	—	1972	1972	W1
George Washington	11-1-0	5-1-0	1981	2005	W1	NJIT	1-0-0	1-0-0	2008	2008	W1
Georgetown	4-0-0	—	1987	1993	W4	New Orleans	16-9-0	—	1982	1991	W3
Georgia	2-3-0	2-2-0	1965	2008	L1	New York Tech	13-0-0	11-0-0	1978	2002	W13
Georgia Southern	14-10-0	2-1-0	1966	1998	W2	New York University	2-0-0	—	1966	1966	W2
Georgia State	3-0-0	—	1993	1993	W3	Newberry	1-1-0	—	1940	1948	L1
Georgia Tech	51-32-2	28-22-0	1958	2013	L1	Niagara	1-0-0	—	1988	1988	W1
Georgia-Atlanta	1-0-0	—	1953	1953	W1	North Carolina	30-24-1	23-20-1	1976	2013	L3



SERIES HISTORY

OPPONENT	ALL TIME	UNDER MORRIS	FIRST MEETING	LAST MEETING	STRK	OPPONENT	ALL TIME	UNDER MORRIS	FIRST MEETING	LAST MEETING	STRK
NC State	27-13-0	23-11-0	1989	2013	L2	Virginia Tech	20-7-0	20-7-0	2005	2013	L1
North Florida	4-2-0	1-2-0	1990	2009	L1	Wagner	1-0-0	1-0-0	2000	2000	W1
Northeastern	10-0-0	6-0-0	1990	2005	W10	Wake Forest	30-8-0	27-8-0	1987	2013	L2
Northern Iowa	2-0-0	—	1973	1973	W2	Washington State	1-1-0	—	1990	1990	L1
Northwestern	2-0-0	2-0-0	2000	2002	W2	Waterloo	0-2-0	—	1954	1954	L2
Notre Dame	14-5-0	9-2-0	1970	1999	L1	Wesleyan	20-5-1	—	1958	1968	W9
Nova Southeastern	4-0-0	1-0-0	1990	1996	W4	Westchester State	3-2-0	—	1975	1978	W3
Ohio State	12-15-2	1-1-0	1959	2009	L1	Western Carolina	4-1-0	3-0-0	1986	1994	W3
Oklahoma	1-2-0	—	1974	1985	L2	Western Kentucky	1-0-0	—	1978	1978	W1
Oklahoma State	5-4-0	1-2-0	1979	2013	L1	Western Michigan	2-0-1	—	1968	1968	T1
Oral Roberts	9-4-0	7-3-0	1978	2005	L2	Wichita State	6-3-0	—	1982	1990	W3
Oregon State	1-1-0	1-1-0	2006	2006	L1	William & Mary	2-0-0	—	1969	1969	W2
Pace	10-0	4-0-0	1969	2003	W10	William Patterson	1-0-0	—	1982	1982	W1
Penn State	7-0-0	4-0-0	1970	2008	W7	Winthrop	4-2-0	4-2-0	1999	2006	L2
Pennsylvania	1-0-0	—	1991	1991	W1	Milwaukee	3-1-0	3-1-0	2002	2013	W3
Pepperdine	0-1-0	—	1979	1979	L1	Wright State	6-0-0	6-0-0	2006	2007	W6
Pittsburgh	6-0-0	3-0-0	1969	2009	W6	Yale	6-3-0	—	1957	1959	W1
Portland	1-0-0	—	1991	1991	W1	Youngstown State	1-0-0	—	1992	1992	W1
Princeton	4-0-0	3-0-0	1985	1999	W4	MILITARY TEAMS (22-13-1)					
Providence	1-0-0	—	1992	1992	W1	425th Air Force	1-0-0	—	1951	1951	W1
Purdue	1-0-0	—	1988	1988	W1	Cherry Point Marines	2-0-0	—	1949	1949	W2
Rhode Island	0-1-0	0-1-0	2009	2009	L1	Ft. Benning Infantry	0-1-0	—	1946	1946	L1
Rice	5-2-0	1-1-0	1985	2006	L1	Ft. Benning Para	1-0-0	—	1946	1946	W1
Richmond	1-0-0	—	1997	1997	W1	Maritime Academy (Exhib.)	1-0-0	—	1953	1953	W1
Rider	1-0-0	—	1994	1994	W1	Opa Locka Marines	2-3-0	—	1953	1954	W2
Rollins	36-51-0	0-1-0	1940	1994	L1	Parris Island Marines	1-6-1	—	1951	1954	L3
Rutgers	52-12-0	33-9-0	1967	2013	W7	Patrick AFB	10-2-0	—	1952	1955	W6
Saint Mary's	3-0-0	3-0-0	2008	2008	W3	Pine Castle AFB	3-0-0	—	1955	1955	W3
Sam Houston State	0-1-0	—	1996	1996	L1	OLYMPIC TEAMS (3-0-0)					
San Diego State	4-0-0	4-0-0	2001	2003	W4	Italy	2-0-0	—	1967	1984	W2
San Francisco	1-0-0	1-0-0	2006	2006	W1	Panama	1-0-0	—	1986	1986	W1
Savannah State	7-0-0	7-0-0	2001	2003	W7	MAJOR LEAGUE TEAMS (2-28-1)					
Seton Hall	21-4-0	—	1974	1992	W6	Atlanta Braves	0-2-0	—	1983	1984	L2
South Alabama	15-8-0	2-1-0	1973	1997	W1	Baltimore Orioles	1-8-0	—	1976	1989	L3
South Carolina	24-9-0	2-3-0	1974	2004	L2	Brooklyn Dodgers	0-1-0	—	1950	1950	L1
USC	8-5-0	2-3-0	1974	2002	L1	Brooklyn Dodgers 'B'	0-4-0	—	1951	1952	L4
Southern Illinois	47-10-0	4-0-0	1972	1995	W8	Miami Marlins	2-9-1	2-9-1	1997	2012	L1
St. Bonaventure	1-1-0	1-1-0	2004	2007	L1	Montreal Expos	0-3-0	—	1978	1982	L3
St. Francis Brooklyn	5-0-0	—	1979	1980	W5	Tampa Bay Devil Rays	0-1-0	0-1-0	1999	1999	L1
St. John's	3-0-0	3-0-0	2013	2013	W3	PROFESSIONAL TEAMS (3-5)					
St. Joseph's	19-1-0	1-0-0	1972	2009	W19	Atlanta Crackers	0-1-0	—	1953	1953	L1
St. Leo	10-1-0	—	1968	1983	W7	Coral Gables Sun Sox	0-1-0	—	1952	1952	L1
St. Peter's	1-0-0	1-0-0	2003	2003	W1	Ft. Lauderdale Braves	0-1-0	—	1950	1950	L1
St. Thomas	22-2-0	11-0-0	1985	2013	W22	Miami Beach Flamingos	1-1-0	—	1950	1951	L1
Stanford	5-3-0	1-1-0	1985	2008	L1	Miami Marlins	2-0-0	—	1982	1982	W2
Stetson	110-42-0	13-6-0	1947	2013	W6	Miami Sun Sox	0-2-0	—	1950	1950	L1
Stony Brook	1-1-0	1-1-0	2003	2012	L1						
Tampa	67-9-0	—	1940	1966	W12						
Tennessee	13-6-0	12-5-0	1989	2004	W1						
Texas	19-21-0	6-6-0	1976	2003	L2						
Texas A&M	8-3-0	2-1-0	1979	2010	W1						
Texas Tech	1-0-0	1-0-0	1998	1998	W1						
The Citadel	3-3-0	2-1-0	1979	2003	W2						
Toledo	1-0-0	1-0-0	1997	1997	W1						
Towson	1-0-0	—	1988	1988	W1						
Troy	1-0-0	—	1978	1978	W1						
Tulane	9-8-0	5-4-0	1970	1991	L2						
UCF	17-4-0	7-3-0	1985	2013	W1						
UCLA	13-1-0	10-1-0	1984	2007	W4						
USF	83-29-0	25-7-0	1967	2011	W1						
Union	3-0-0	—	1971	1971	W3						
Vanderbilt	2-0-0	—	1973	1974	W2						
Vermont	1-0-0	1-0-0	1998	1998	W1						
Villanova	4-0-0	1-0-0	1989	2000	W4						
Virginia	20-20-0	19-20-0	1985	2013	W1						
VCU	1-0-0	1-0-0	2005	2005	W1						

HISTORY & RECORDS



SERIES RESULTS

AIR FORCE

MIAMI LEADS, 2-0

YEAR	DATE	SITE	W/L	SCORE
1986	3/29	Coral Gables, Fla.	W	3-0
1988	3/24	Coral Gables, Fla.	W	14-6

Coral Gables: Miami leads, 2-0

ALABAMA

ALABAMA LEADS, 8-7

YEAR	DATE	SITE	W/L	SCORE
1983	5/27+	Tallahassee, Fla.	L	4-6
1983	5/29+	Tallahassee, Fla.	L	9-11
1984	4/6	Coral Gables, Fla.	L	7-8
1984	4/7	Coral Gables, Fla.	L	1-7
1984	4/8	Coral Gables, Fla.	W	8-3
1985	5/3	Dothan, Ala.	W	14-10
1985	5/4	Tuscaloosa, Ala.	L	6-12
1985	5/5	Tuscaloosa, Ala.	L	7-11
1986	4/8	Mobile, Ala.	W	14-0 (7)
1996	6/2#	Omaha, Neb.	W	15-1
1997	6/2#	Omaha, Neb.	W	6-1
1997	6/5#	Omaha, Neb.	L	6-8
1997	6/6#	Omaha, Neb.	L	2-6
1999	6/13#	Omaha, Neb.	W	8-1
1999	6/17#	Omaha, Neb.	W	5-2

Coral Gables: Alabama leads, 2-1

Tuscaloosa/Dothan: Tied, 2-2

Neutral Site: Miami leads, 5-4

ALBANY

MIAMI LEADS, 4-0

YEAR	DATE	SITE	W/L	SCORE
2001	2/25	Coral Gables, Fla.	W	14-0
2012	2/24	Coral Gables, Fla.	W	15-4
2012	2/25	Coral Gables, Fla.	W	11-1
2012	2/26	Coral Gables, Fla.	W	12-5

Coral Gables: Miami leads, 4-0

AMHERST

MIAMI LEADS, 10-4

YEAR	DATE	SITE	W/L	SCORE
1953	3/23	Coral Gables, Fla.	W	9-8
1953	3/24	Coral Gables, Fla.	W	12-7
1954	3/25	Coral Gables, Fla.	W	17-4
1954	3/26	Coral Gables, Fla.	W	7-6
1956	3/27	Coral Gables, Fla.	L	6-9
1956	3/28	Coral Gables, Fla.	W	6-4
1956	3/29	Coral Gables, Fla.	L	14-16
1957	3/26	Coral Gables, Fla.	W	9-3
1957	3/27	Coral Gables, Fla.	L	5-10
1957	3/28	Coral Gables, Fla.	L	1-6
1958	3/25	Coral Gables, Fla.	W	8-2
1958	3/26	Coral Gables, Fla.	W	8-4
1959	4/1	Coral Gables, Fla.	W	9-8
1959	4/2	Coral Gables, Fla.	W	6-3

Coral Gables: Miami leads, 10-4

APPALACHIAN STATE

MIAMI LEADS, 3-1

YEAR	DATE	SITE	W/L	SCORE
1973	5/27+	Starkville, Miss.	W	13-6
2011	2/24	Coral Gables, Fla.	W	6-3
2011	2/25	Coral Gables, Fla.	L	5-7
2011	2/26	Coral Gables, Fla.	W	10-0

Coral Gables: Miami leads, 2-1

Neutral Sites: Miami leads, 1-0

ARIZONA

MIAMI LEADS, 6-3

YEAR	DATE	SITE	W/L	SCORE
1979	6/1#	Omaha, Neb.	L	1-5
1986	6/7#	Omaha, Neb.	W	4-3
1987	3/27	Coral Gables, Fla.	L	0-5
1987	3/28	Coral Gables, Fla.	W	7-3
1987	3/29	Coral Gables, Fla.	W	9-8
1989	5/21	Chapel Hill, N.C.	W	11-1
2008	6/6\$	Coral Gables, Fla.	L	3-6
2008	6/7\$	Coral Gables, Fla.	W	14-10
2008	6/8\$	Coral Gables, Fla.	W	4-2

Coral Gables: Miami leads, 4-2

Neutral Site: Miami leads, 2-1

ARIZONA STATE

ARIZONA STATE LEADS, 9-8

YEAR	DATE	SITE	W/L	SCORE
1978	6/7#	Omaha, Neb.	L	11-3
1979	3/19	Coral Gables, Fla.	W	9-0
1979	3/20	Coral Gables, Fla.	W	10-1
1979	3/21	Coral Gables, Fla.	W	11-9
1982	5/21	Tempe, Ariz.	W	8-6
1982	5/22	Tempe, Ariz.	L	1-3
1982	5/23	Tempe, Ariz.	L	7-8
1983	2/4	Coral Gables, Fla.	L	3-4
1983	2/5	Coral Gables, Fla.	W	16-5
1983	2/6	Coral Gables, Fla.	W	13-5
1984	6/2#	Omaha, Neb.	L	6-9
1994	6/4#	Omaha, Neb.	L	0-4
1994	6/7#	Omaha, Neb.	L	5-9
1997	5/24+	Coral Gables, Fla.	L	3-10
1997	5/25+	Coral Gables, Fla.	W	7-6
1997	5/25+	Coral Gables, Fla.	W	6-5
1998	5/31#	Omaha, Neb.	L	2-9

Coral Gables: Miami leads, 7-2

Tempe: Arizona State leads, 2-1

Neutral Site: Arizona State leads, 5-0

ARKANSAS

MIAMI LEADS, 4-0

YEAR	DATE	SITE	W/L	SCORE
1985	2/9	Coral Gables, Fla.	W	4-0
1985	2/9	Coral Gables, Fla.	W	2-1
1985	2/10	Coral Gables, Fla.	W	5-2
2001	3/4	Minneapolis, Minn.	W	8-2

Coral Gables: Miami leads, 3-0

Neutral Site: Miami leads, 1-0

ARMSTRONG STATE

MIAMI LEADS, 2-0

YEAR	DATE	SITE	W/L	SCORE
1985	2/12	Coral Gables, Fla.	W	14-7
1985	2/13	Coral Gables, Fla.	W	15-3

Coral Gables: Miami leads, 2-0

ARMY

MIAMI LEADS, 26-2-1

YEAR	DATE	SITE	W/L	SCORE
1960	3/25	Coral Gables, Fla.	W	10-6
1960	3/27	Coral Gables, Fla.	W	11-9
1961	3/24	Coral Gables, Fla.	W	10-3
1961	3/25	Coral Gables, Fla.	W	5-3
1962	3/22	Coral Gables, Fla.	W	17-7
1962	3/23	Coral Gables, Fla.	W	6-2
1962	3/24	Coral Gables, Fla.	W	5-2
1963	3/21	Coral Gables, Fla.	W	3-1
1963	3/22	Coral Gables, Fla.	W	3-1

YEAR	DATE	SITE	W/L	SCORE
1963	3/23	Coral Gables, Fla.	W	6-0
1964	3/19	Coral Gables, Fla.	W	2-0
1964	3/20	Coral Gables, Fla.	W	3-1
1964	3/21	Coral Gables, Fla.	W	9-4
1965	3/25	Coral Gables, Fla.	W	7-3
1965	3/27	Coral Gables, Fla.	W	13-2
1966	3/25	Coral Gables, Fla.	L	1-3
1966	3/26	Coral Gables, Fla.	W	7-3
1967	3/23	Coral Gables, Fla.	W	5-4
1967	3/24	Coral Gables, Fla.	T	1-1
1968	3/24	Coral Gables, Fla.	W	1-0
1969	3/20	Coral Gables, Fla.	L	0-4
1969	3/23	Coral Gables, Fla.	W	4-2 (7)
1970	3/19	Coral Gables, Fla.	W	8-5
1970	3/20	Coral Gables, Fla.	W	7-5
1973	3/26	Coral Gables, Fla.	W	10-0
1973	3/29	Coral Gables, Fla.	W	11-4
1975	3/27	Coral Gables, Fla.	W	7-4
1975	3/28	Coral Gables, Fla.	W	13-1
1975	3/29	Coral Gables, Fla.	W	7-0

Coral Gables: Miami leads, 26-2-1

AUBURN

AUBURN LEADS, 7-1

YEAR	DATE	SITE	W/L	SCORE
1946	4/15	Auburn, Ala.	L	5-8
1946	5/2	Coral Gables, Fla.	L	0-1 (13)
1946	5/3	Coral Gables, Fla.	L	7-11
1966	4/11	Auburn, Ala.	L	1-7
1966	4/12	Auburn, Ala.	L	3-8
1968	4/15	Auburn, Ala.	L	5-7
1968	4/16	Auburn, Ala.	L	1-6
1994	6/6#	Omaha, Neb.	W	7-5

Coral Gables: Auburn leads, 2-0

Auburn: Auburn leads, 5-0

Neutral Site: Miami leads, 1-0

BALL STATE

MIAMI LEADS, 3-1

YEAR	DATE	SITE	W/L	SCORE
2002	3/13	Coral Gables, Fla.	L	4-12
2004	5/20	Coral Gables, Fla.	W	9-1
2004	5/21	Coral Gables, Fla.	W	4-2
2004	5/22	Coral Gables, Fla.	W	7-3

Coral Gables: Miami leads, 3-1

BARRY

MIAMI LEADS, 21-0

YEAR	DATE	SITE	W/L	SCORE
1985	4/9	Coral Gables, Fla.	W	12-1
1985	4/16	Coral Gables, Fla.	W	5-0
1986	4/1	Coral Gables, Fla.	W	9-1
1987	4/18	Coral Gables, Fla.	W	18-2
1988	2/17	Coral Gables, Fla.	W	5-0
1988	3/1	Coral Gables, Fla.	W	9-1
1990	2/14	Coral Gables, Fla.	W	7-1
1992	2/19	Coral Gables, Fla.	W	13-4
1992	4/7	Coral Gables, Fla.	W	12-8
1994	2/2	Coral Gables, Fla.	W	8-0
1994	5/6	Coral Gables, Fla.	W	11-3
1996	1/31	Coral Gables, Fla.	W	25-0
1997	2/25	Coral Gables, Fla.	W	8-3
1998	1/28	Coral Gables, Fla.	W	9-0
1999	1/26	Coral Gables, Fla.	W	8-3
2000	2/15	Coral Gables, Fla.	W	5-3
2009	4/1	Coral Gables, Fla.	W	15-10
2010	5/7	Coral Gables, Fla.	W	6-0
2010	5/8	Coral Gables, Fla.	W	11-1
2011	4/13	Coral Gables, Fla.	W	10-5
2013	2/27	Coral Gables, Fla.	W	5-1

Coral Gables: Miami leads, 21-0



SERIES RESULTS

BAYLOR

MIAMI LEADS, 1-0

YEAR	DATE	SITE	W/L	SCORE
1978	6/3#	Omaha, Neb.	W	12-1

Neutral Site: Miami leads, 1-0

BERNARD BARUCH

MIAMI LEADS, 2-0

YEAR	DATE	SITE	W/L	SCORE
1972	3/27	Coral Gables, Fla.	W	3-1
1972	3/30	Coral Gables, Fla.	W	5-4

Coral Gables: Miami leads, 1-0

BETHUNE-COOKMAN

MIAMI LEADS, 25-4

YEAR	DATE	SITE	W/L	SCORE
1983	2/15	Coral Gables, Fla.	W	12-3
1984	2/14	Coral Gables, Fla.	W	17-1
1990	4/3	Coral Gables, Fla.	W	22-0 (7)
1996	3/29	Coral Gables, Fla.	W	10-3
1996	3/30	Coral Gables, Fla.	W	20-3
1998	4/10	Coral Gables, Fla.	W	9-3
1998	4/11	Coral Gables, Fla.	W	13-1
1998	4/12	Coral Gables, Fla.	W	17-0
1999	5/28+	Coral Gables, Fla.	W	15-9
2002	5/3	Coral Gables, Fla.	W	12-4
2002	5/4	Coral Gables, Fla.	L	1-3
2002	5/5	Coral Gables, Fla.	W	14-2
2003	5/30	Coral Gables, Fla.	W	10-5
2006	2/25	Coral Gables, Fla.	W	4-3
2006	2/25	Coral Gables, Fla.	W	9-1
2006	2/26	Coral Gables, Fla.	W	9-1
2008	3/25	Coral Gables, Fla.	W	10-5
2008	3/26	Coral Gables, Fla.	W	7-6
2008	5/30+	Coral Gables, Fla.	W	7-4
2009	5/8	Coral Gables, Fla.	L	0-1
2009	5/9	Coral Gables, Fla.	W	14-4
2009	5/10	Coral Gables, Fla.	L	2-5
2010	4/20	Coral Gables, Fla.	W	5-2
2011	4/20	Coral Gables, Fla.	W	5-3
2012	5/4	Coral Gables, Fla.	W	7-0
2012	5/5	Coral Gables, Fla.	W	5-4
2012	5/6	Coral Gables, Fla.	W	4-3
2013	4/3	Coral Gables, Fla.	L	3-5
2013	4/17	Coral Gables, Fla.	W	6-1

Coral Gables: Miami leads, 25-4

BISCAYNE

MIAMI LEADS, 51-4

YEAR	DATE	SITE	W/L	SCORE
1968	3/5	Miami, Fla.	W	9-0 (F)
1968	3/12	Coral Gables, Fla.	W	9-0 (F)
1968	4/24	Coral Gables, Fla.	W	9-0 (F)
1969	4/16	Coral Gables, Fla.	W	9-1
1969	4/23	Miami, Fla.	W	10-0
1969	5/6	Coral Gables, Fla.	L	4-7
1969	5/7	Miami, Fla.	W	3-0
1970	3/10	Coral Gables, Fla.	W	5-2
1970	4/14	Coral Gables, Fla.	W	2-1
1970	5/5	Coral Gables, Fla.	W	9-1
1971	4/14	Coral Gables, Fla.	W	6-2
1971	4/21	Miami, Fla.	W	21-4 (8)
1971	5/5	Coral Gables, Fla.	W	7-0
1972	3/8	Coral Gables, Fla.	W	7-2
1972	4/26	Miami, Fla.	W	11-1
1972	5/2	Coral Gables, Fla.	W	9-0
1973	4/5	Coral Gables, Fla.	W	4-3
1973	4/25	Coral Gables, Fla.	W	26-3
1973	5/1	Coral Gables, Fla.	W	17-0
1973	5/2	Coral Gables, Fla.	W	16-2
1974	2/27	Coral Gables, Fla.	W	12-0

YEAR	DATE	SITE	W/L	SCORE
1974	4/24	Coral Gables, Fla.	W	13-5
1974	5/1	Coral Gables, Fla.	W	19-1
1974	5/7	Miami, Fla.	W	18-1
1975	3/12	Coral Gables, Fla.	W	6-2
1975	4/9	Miami, Fla.	W	2-1
1975	4/16	Coral Gables, Fla.	W	7-1
1975	5/1	Coral Gables, Fla.	W	8-0
1976	4/8	Miami, Fla.	W	6-3
1976	4/16	Coral Gables, Fla.	W	6-2
1976	4/17	Miami, Fla.	W	10-1
1976	4/28	Coral Gables, Fla.	L	2-3 (13)
1977	3/2	Miami, Fla.	W	10-2
1977	3/15	Coral Gables, Fla.	W	6-3
1977	3/16	Coral Gables, Fla.	W	4-3
1977	4/22	Coral Gables, Fla.	W	4-0
1977	4/23	Coral Gables, Fla.	W	7-5
1978	3/1	Miami, Fla.	W	9-5
1978	3/13	Miami, Fla.	W	14-2
1978	4/11	Miami, Fla.	L	4-6
1978	4/26	Coral Gables, Fla.	W	4-1
1979	4/18	Coral Gables, Fla.	W	10-1
1979	4/24	Coral Gables, Fla.	W	5-1
1980	4/15	Coral Gables, Fla.	W	7-4
1980	4/16	Coral Gables, Fla.	W	2-1
1980	4/19	Coral Gables, Fla.	W	9-4
1980	4/30	Coral Gables, Fla.	W	15-0
1981	2/25	Coral Gables, Fla.	W	5-3
1981	4/22	Coral Gables, Fla.	W	5-3
1981	4/28	Coral Gables, Fla.	L	2-4
1982	2/18	Coral Gables, Fla.	W	7-1
1982	3/9	Coral Gables, Fla.	W	13-1
1983	3/29	Coral Gables, Fla.	W	8-5
1983	4/20	Coral Gables, Fla.	W	5-3
1983	5/3	Coral Gables, Fla.	W	4-0

Coral Gables: Miami leads, 39-3

Miami: Miami leads, 12-1

BOSTON COLLEGE

MIAMI LEADS, 15-6

YEAR	DATE	SITE	W/L	SCORE
2003	3/21	Coral Gables, Fla.	W	18-8
2003	3/22	Coral Gables, Fla.	W	17-5
2008	3/7	Coral Gables, Fla.	W	10-7
2008	3/8	Coral Gables, Fla.	W	8-3
2008	3/9	Coral Gables, Fla.	W	7-1
2009	5/1	Chestnut Hill, Mass.	W	5-1
2009	5/2	Brockton, Mass.	W	7-5
2009	5/3	Chestnut Hill, Mass.	L	3-13
2009	5/22%	Durham, N.C.	L	1-10
2010	3/12	Coral Gables, Fla.	L	0-3
2010	3/13	Coral Gables, Fla.	W	7-1
2010	3/14	Coral Gables, Fla.	W	11-4
2010	5/27%	Greensboro, N.C.	L	10-12 (12)
2011	4/3	Chestnut Hill, Mass.	W	19-4
2011	4/3	Chestnut Hill, Mass.	W	7-6 (5)
2012	4/9	Coral Gables, Fla.	W	7-3
2012	4/10	Coral Gables, Fla.	W	5-3
2012	4/11	Coral Gables, Fla.	W	4-1
2013	4/26	Chestnut Hill, Mass.	L	0-1
2013	4/27	Chestnut Hill, Mass.	W	5-0
2013	4/28	Chestnut Hill, Mass.	L	2-3 (11)

Coral Gables: Miami leads, 10-1

Chestnut Hill/Brockton: Miami leads, 5-3

Neutral Site: Boston College leads, 2-0

BOSTON UNIVERSITY

MIAMI LEADS, 2-0

YEAR	DATE	SITE	W/L	SCORE
1989	3/9	Coral Gables, Fla.	W	17-0 (7)
1990	3/11	Coral Gables, Fla.	W	25-1

Miami: Miami leads, 2-0

BOWLING GREEN

MIAMI LEADS, 13-0

YEAR	DATE	SITE	W/L	SCORE
1977	3/20	Coral Gables, Fla.	W	18-3
1978	3/19	Coral Gables, Fla.	W	5-1
1979	3/24	Coral Gables, Fla.	W	10-1
1980	3/21	Coral Gables, Fla.	W	7-1
1980	3/28	Coral Gables, Fla.	W	8-3
1981	3/23	Coral Gables, Fla.	W	12-0
1981	3/29	Coral Gables, Fla.	W	8-1
1982	3/19	Coral Gables, Fla.	W	15-2
1982	3/22	Coral Gables, Fla.	W	14-1
1982	3/24	Coral Gables, Fla.	W	12-0
1986	3/28	Coral Gables, Fla.	W	7-3
1986	3/29	Coral Gables, Fla.	W	12-8
1988	5/21+	Coral Gables, Fla.	W	21-6

Coral Gables: Miami leads, 13-0

BRADLEY

MIAMI LEADS, 1-0

YEAR	DATE	SITE	W/L	SCORE
1972	4/5	New Orleans, La.	W	12-3

Neutral Site: Miami leads, 1-0

BUCKNELL

MIAMI LEADS, 1-0

YEAR	DATE	SITE	W/L	SCORE
2001	5/25+	Coral Gables, Fla.	W	14-6

Coral Gables: Miami leads, 1-0

BUFFALO

MIAMI LEADS, 25-2

YEAR	DATE	SITE	W/L	SCORE
1974	3/20	Coral Gables, Fla.	W	5-2
1974	3/22	Coral Gables, Fla.	W	16-1
1975	3/10	Coral Gables, Fla.	W	10-1
1975	3/13	Coral Gables, Fla.	W	8-6
1975	3/16	Coral Gables, Fla.	W	8-5
1975	3/20	Coral Gables, Fla.	W	3-2
1977	3/30	Coral Gables, Fla.	W	10-3
1977	4/1	Coral Gables, Fla.	W	11-0
1977	4/4	Coral Gables, Fla.	W	7-5
1977	4/5	Coral Gables, Fla.	W	12-0
1977	4/11	Coral Gables, Fla.	W	13-4
1977	4/12	Coral Gables, Fla.	W	3-0
1978	3/27	Coral Gables, Fla.	W	3-1
1978	3/29	Coral Gables, Fla.	W	3-2 (10)
1978	3/30	Coral Gables, Fla.	W	8-1
1978	3/31	Coral Gables, Fla.	W	4-2
1978	4/1	Coral Gables, Fla.	W	4-6
1978	4/2	Coral Gables, Fla.	W	3-1
1979	4/5	Coral Gables, Fla.	W	5-3
1979	4/8	Coral Gables, Fla.	W	8-3
1979	4/9	Coral Gables, Fla.	W	10-7
1979	4/10	Coral Gables, Fla.	W	3-0
1979	4/14	Coral Gables, Fla.	W	5-3
1979	4/15	Coral Gables, Fla.	W	10-0
1980	3/6	Coral Gables, Fla.	L	1-2
1980	3/9	Coral Gables, Fla.	W	15-8
1980	3/10	Coral Gables, Fla.	W	14-7

Coral Gables: Miami leads, 25-2

C.W. POST

MIAMI LEADS, 4-0

YEAR	DATE	SITE	W/L	SCORE
1997	3/21	Coral Gables, Fla.	W	7-2
2000	3/3	Coral Gables, Fla.	W	19-2



SERIES RESULTS

2000	3/4	Coral Gables, Fla.	W	21-6
2000	3/5	Coral Gables, Fla.	W	33-0

Coral Gables: Miami leads, 4-0

CAL STATE FULLERTON

CAL STATE FULLERTON LEADS, 11-6

YEAR	DATE	SITE	W/L	SCORE
1982	5/31#	Omaha, Neb.	W	4-3
1983	5/20	Fullerton, Calif.	L	3-6
1983	5/21	Fullerton, Calif.	W	3-0
1983	5/22	Fullerton, Calif.	L	3-4
1984	6/6#	Omaha, Neb.	L	5-13
1985	4/6	Oklahoma City, Okla.	W	6-3
1988	6/4#	Omaha, Neb.	L	3-6
1992	6/2#	Omaha, Neb.	L	5-7
1992	6/5#	Omaha, Neb.	L	1-8
1996	5/16	Coral Gables, Fla.	W	5-4
1996	5/17	Coral Gables, Fla.	W	8-4
1996	5/18	Coral Gables, Fla.	L	6-7
2001	3/30	Coral Gables, Fla.	L	2-8
2001	3/31	Coral Gables, Fla.	L	5-8
2001	4/1	Coral Gables, Fla.	L	2-9
2002	3/2	Fullerton, Calif.	W	5-3
2004	6/21#	Omaha, Neb.	L	3-6

Coral Gables: Cal State Fullerton leads, 4-2

Fullerton: Tied, 2-2

Neutral Site: Cal State Fullerton leads, 5-2

CAL STATE NORTHRIDGE

CAL STATE NORTHRIDGE LEADS, 1-0

YEAR	DATE	SITE	W/L	SCORE
1991	5/24+	Fresno, Calif.	L	6-13

Neutral Site: Cal State Northridge leads, 1-0

CALIFORNIA

MIAMI LEADS, 7-1

YEAR	DATE	SITE	W/L	SCORE
1980	6/4#	Omaha, Neb.	L	3-4
1982	2/5	Coral Gables, Fla.	W	10-2
1982	2/6	Coral Gables, Fla.	W	8-1
1982	2/7	Coral Gables, Fla.	W	10-4
1991	2/1	Coral Gables, Fla.	W	9-8
1991	2/2	Coral Gables, Fla.	W	6-4
1991	2/3	Coral Gables, Fla.	W	13-6
1992	5/29#	Omaha, Neb.	W	4-3 (13)

Coral Gables: Miami leads, 6-0

Neutral Site: Tied, 1-1

CAMPBELL

MIAMI LEADS, 3-1

YEAR	DATE	SITE	W/L	SCORE
2003	2/6	Coral Gables, Fla.	W	13-2
2003	2/7	Coral Gables, Fla.	W	10-3
2003	2/8	Coral Gables, Fla.	L	9-12
2004	3/10	Coral Gables, Fla..	W	10-8

Coral Gables: Miami leads, 3-1

CLEMSON

MIAMI LEADS, 32-27-1

YEAR	DATE	SITE	W/L	SCORE
1977	5/22+	Coral Gables, Fla.	W	10-3
1977	5/22+	Coral Gables, Fla.	L	9-10
1977	5/23+	Coral Gables, Fla.	L	2-7
1978	5/19+	Coral Gables, Fla.	L	5-8
1978	5/21+	Coral Gables, Fla.	W	7-5
1979	5/19+	Coral Gables, Fla.	W	2-1
1979	5/20+	Coral Gables, Fla.	W	4-1

YEAR	DATE	SITE	W/L	SCORE
1980	5/31#	Omaha, Neb.	W	13-5
1986	5/9	Greenville, S.C.	W	6-5
1986	5/10	Greenville, S.C.	L	4-7
1986	5/11	Greenville, S.C.	L	5-9
1987	3/20	Coral Gables, Fla.	L	2-8
1987	3/21	Coral Gables, Fla.	L	9-11
1987	3/22	Coral Gables, Fla.	T	10-10
1989	4/28	Clemson, S.C.	W	11-5
1989	4/29	Clemson, S.C.	W	10-2
1989	4/30	Clemson, S.C.	L	4-5
1989	5/20	Chapel Hill, N.C.	W	2-0
1990	3/22	Coral Gables, Fla.	W	9-2
1990	3/23	Coral Gables, Fla.	W	11-5
1990	3/24	Coral Gables, Fla.	W	2-1
1994	4/29	Clemson, S.C.	L	5-7
1994	4/30	Clemson, S.C.	W	6-3
1994	5/1	Clemson, S.C.	L	8-9 (12)
1995	5/12	Coral Gables, Fla.	W	7-6
1995	5/13	Coral Gables, Fla.	L	5-7
1995	5/14	Coral Gables, Fla.	W	8-4
1996	5/31#	Omaha, Neb.	W	7-3
1996	6/5#	Omaha, Neb.	W	14-5
1999	4/2	Charlotte, N.C.	W	5-3
1999	4/3	Charlotte, N.C.	L	5-7
1999	4/4	Charlotte, N.C.	W	14-11
2000	1/29	Orlando, Fla.	L	0-4
2001	6/1\$	Coral Gables, Fla.	W	10-8
2001	6/2\$	Coral Gables, Fla.	W	14-6
2005	5/19	Clemson, S.C.	L	5-15
2005	5/20	Clemson, S.C.	L	2-9
2005	5/21	Clemson, S.C.	L	2-6
2005	5/26%	Jacksonville, Fla.	L	1-9
2006	3/31	Coral Gables, Fla.	L	6-8
2006	4/1	Coral Gables, Fla.	L	2-6
2006	4/2	Coral Gables, Fla.	L	1-14
2007	3/30	Clemson, S.C.	W	10-3
2007	3/31	Clemson, S.C.	L	1-4
2007	4/1	Clemson, S.C.	W	7-6
2007	5/23%	Jacksonville, Fla.	L	4-5
2008	4/4	Coral Gables, Fla.	W	6-4
2008	4/5	Coral Gables, Fla.	W	15-5
2008	4/6	Coral Gables, Fla.	W	7-6
2008	5/21%	Jacksonville, Fla.	W	7-1
2009	4/11	Clemson, S.C.	W	12-8
2009	4/11	Clemson, S.C.	L	1-9
2009	4/12	Clemson, S.C.	L	6-9
2012	3/30	Clemson, S.C.	L	1-3
2012	3/31	Clemson, S.C.	L	1-3
2012	4/1	Clemson, S.C.	W	4-2
2013	4/19	Coral Gables, Fla.	L	0-1
2013	4/20	Coral Gables, Fla.	W	2-1
2013	4/21	Coral Gables, Fla.	W	7-0
2013	5/25%	Durham, N.C.	W	7-0

Coral Gables: Miami leads, 16-10-1

Clemson/Greenville: Clemson leads, 13-8

Neutral Site: Miami leads, 8-4

COASTAL CAROLINA

MIAMI LEADS, 11-0

YEAR	DATE	SITE	W/L	SCORE
1994	5/20	Coral Gables, Fla.	W	4-1
1994	5/21	Coral Gables, Fla.	W	7-4
1996	2/9	Coral Gables, Fla.	W	8-3
1996	4/25	Coral Gables, Fla.	W	7-2
1996	2/11	Coral Gables, Fla.	W	16-11
1997	4/25	Coral Gables, Fla.	W	10-2
1997	4/27	Coral Gables, Fla.	W	10-2
1997	4/27	Coral Gables, Fla.	W	7-3
2004	4/30	Coral Gables, Fla.	W	6-1
2004	5/1	Coral Gables, Fla.	W	5-1
2004	5/2	Coral Gables, Fla.	W	13-11

Coral Gables: Miami leads, 11-0

COLGATE

MIAMI LEADS, 4-1

YEAR	DATE	SITE	W/L	SCORE
1969	4/1	Coral Gables, Fla.	W	5-1
1969	4/2	Coral Gables, Fla.	L	5-7
1969	4/3	Coral Gables, Fla.	W	4-3 (10)
1970	3/31	Coral Gables, Fla.	W	11-8
1970	4/2	Coral Gables, Fla.	W	9-1

Coral Gables: Miami leads, 4-1

COLORADO STATE

MIAMI LEADS, 1-0

YEAR	DATE	SITE	W/L	SCORE
1984	2/23	Coral Gables, Fla.	W	14-4

Coral Gables: Miami leads, 1-0

COLUMBIA

MIAMI LEADS, 2-0

YEAR	DATE	SITE	W/L	SCORE
2013	3/19	Coral Gables, Fla.	W	9-6
2013	3/20	Coral Gables, Fla.	W	6-4

Coral Gables: Miami leads, 2-0

CONNECTICUT

MIAMI LEADS, 2-0

YEAR	DATE	SITE	W/L	SCORE
1970	3/27	Coral Gables, Fla.	W	2-1
1970	3/28	Coral Gables, Fla.	W	4-0

Coral Gables: Miami leads, 2-0

CORNELL

MIAMI LEADS, 5-2

YEAR	DATE	SITE	W/L	SCORE
1971	3/30	Coral Gables, Fla.	W	9-3
1971	4/2	Coral Gables, Fla.	W	6-3
1973	3/20	Coral Gables, Fla.	L	3-4
1973	3/20	Coral Gables, Fla.	L	3-6
1984	3/25	Coral Gables, Fla.	W	8-6
2001	3/21	Coral Gables, Fla.	W	2-1 (10)
2008	3/18	Coral Gables, Fla.	W	20-9

Coral Gables: Miami leads, 5-2

CREIGHTON

MIAMI LEADS, 8-1

YEAR	DATE	SITE	W/L	SCORE
1985	3/12	Coral Gables, Fla.	W	6-5
1985	3/13	Coral Gables, Fla.	W	14-7
1986	3/16	Coral Gables, Fla.	W	2-1
1987	3/15	Coral Gables, Fla.	L	2-5
1987	3/16	Coral Gables, Fla.	W	10-9
1988	3/13	Coral Gables, Fla.	W	11-2
1988	3/14	Coral Gables, Fla.	W	9-4
1989	3/12	Coral Gables, Fla.	W	2-1 (10)
1989	3/13	Coral Gables, Fla.	W	6-5

Coral Gables: Miami leads, 8-1

DARTMOUTH

MIAMI LEADS, 3-1

YEAR	DATE	SITE	W/L	SCORE
2000	3/24	Coral Gables, Fla.	L	5-6
2000	3/25	Coral Gables, Fla.	W	10-8
2000	3/26	Coral Gables, Fla.	W	6-1

SERIES RESULTS

YEAR	DATE	SITE	W/L	SCORE
2010	6/4+	Coral Gables, Fla.	W	12-8

Coral Gables: Miami leads, 3-1

DAVIDSON

TIED, 1-1

YEAR	DATE	SITE	W/L	SCORE
1990	3/13	Coral Gables, Fla.	W	4-0
1990	3/15	Coral Gables, Fla.	L	2-3

Coral Gables: Tied, 1-1

DELAWARE

MIAMI LEADS, 4-0

YEAR	DATE	SITE	W/L	SCORE
1971	3/17	Coral Gables, Fla.	W	5-1
1971	3/18	Coral Gables, Fla.	W	6-5
1980	3/25	Coral Gables, Fla.	W	11-2
1980	5/27+	Coral Gables, Fla.	W	10-1

Coral Gables: Miami leads, 4-0

DREXEL

MIAMI LEADS, 1-0

YEAR	DATE	SITE	W/L	SCORE
1998	3/25	Homestead, Fla.	W	8-6

Neutral Site: Miami leads, 1-0

DUKE

MIAMI LEADS, 26-7

YEAR	DATE	SITE	W/L	SCORE
1966	3/28	Coral Gables, Fla.	L	1-3 (10)
1966	3/29	Coral Gables, Fla.	L	4-5
1967	3/29	Coral Gables, Fla.	W	3-0
1967	4/1	Coral Gables, Fla.	W	8-4
1997	4/18	Coral Gables, Fla.	W	6-2
1997	4/19	Coral Gables, Fla.	W	9-5
1997	4/20	Coral Gables, Fla.	W	17-1
2005	3/11	Coral Gables, Fla.	W	14-3
2005	3/12	Coral Gables, Fla.	W	12-1
2005	3/13	Coral Gables, Fla.	W	6-1
2006	3/17	Durham, N.C.	W	3-0
2006	3/18	Durham, N.C.	W	4-3
2006	3/19	Durham, N.C.	W	7-1
2007	5/17	Coral Gables, Fla.	W	9-4
2007	5/18	Coral Gables, Fla.	W	5-1
2007	5/19	Coral Gables, Fla.	W	14-5
2008	3/28	Durham, N.C.	W	7-5 (10)
2008	3/29	Durham, N.C.	W	8-1
2009	3/13	Coral Gables, Fla.	W	5-4
2009	3/14	Coral Gables, Fla.	L	0-2
2009	3/15	Coral Gables, Fla.	W	7-6
2010	3/19	Durham, N.C.	W	3-1
2010	3/20	Durham, N.C.	W	11-3
2010	3/21	Durham, N.C.	W	7-6
2011	5/19	Coral Gables, Fla.	W	4-1
2011	5/20	Coral Gables, Fla.	L	0-2
2011	5/21	Coral Gables, Fla.	W	5-2
2012	5/16	Durham, N.C.	L	1-5
2012	5/17	Durham, N.C.	W	2-1
2012	5/18	Durham, N.C.	W	7-1
2013	3/9	Coral Gables, Fla.	L	2-4
2013	3/10	Coral Gables, Fla.	L	2-9
2013	3/11	Coral Gables, Fla.	W	5-3

Coral Gables: Miami leads, 16-6

Durham: Miami leads, 10-1

EAST CAROLINA

MIAMI LEADS, 3-2

YEAR	DATE	SITE	W/L	SCORE
1984	5/26+	Tallahassee, Fla.	W	6-4
1999	3/6	Coral Gables, Fla.	L	5-6
2001	3/16	Coral Gables, Fla.	W	14-13
2001	3/17	Coral Gables, Fla.	L	2-7
2001	3/18	Coral Gables, Fla.	W	8-4 (10)

Coral Gables: Tied, 2-2

Neutral Site: Miami leads, 1-0

EASTERN ILLINOIS

MIAMI LEADS, 1-0

YEAR	DATE	SITE	W/L	SCORE
1991	3/26	Coral Gables, Fla.	W	5-1

Coral Gables: Miami leads, 1-0

EASTERN KENTUCKY

MIAMI LEADS, 2-1

YEAR	DATE	SITE	W/L	SCORE
1991	4/19	Coral Gables, Fla.	W	6-2
1991	4/20	Coral Gables, Fla.	W	4-0
1991	4/21	Coral Gables, Fla.	L	2-3

Coral Gables: Miami leads, 7-3

EASTERN MICHIGAN

MIAMI LEADS, 2-0

YEAR	DATE	SITE	W/L	SCORE
2000	2/26	Homestead, Fla.	W	10-1
2000	2/27	Homestead, Fla.	W	9-1

Neutral Site: Miami leads, 2-0

ECKERD

MIAMI LEADS, 8-4

YEAR	DATE	SITE	W/L	SCORE
1975	4/25	Coral Gables, Fla.	W	3-1
1975	4/26	Coral Gables, Fla.	W	3-1
1976	4/9	Coral Gables, Fla.	W	2-0
1976	4/10	Coral Gables, Fla.	L	4-5
1977	4/29	Coral Gables, Fla.	W	13-4
1977	4/30	Coral Gables, Fla.	L	3-4
1981	4/13	Coral Gables, Fla.	W	7-2
1981	4/14	Coral Gables, Fla.	L	9-10
1982	4/1	Coral Gables, Fla.	L	9-11 (11)
1988	2/16	Coral Gables, Fla.	W	4-0
1989	5/2	Coral Gables, Fla.	W	7-6
1990	2/28	Coral Gables, Fla.	W	15-7

Coral Gables: Miami leads, 8-4

ELON

MIAMI LEADS, 11-4

YEAR	DATE	SITE	W/L	SCORE
1999	4/30	Coral Gables, Fla.	L	6-13
1999	5/1	Coral Gables, Fla.	W	11-0
1999	5/2	Coral Gables, Fla.	W	24-5
2001	2/16	Coral Gables, Fla.	W	4-2
2001	2/18	Coral Gables, Fla.	W	7-4
2001	2/16	Coral Gables, Fla.	W	10-9 (12)
2002	3/29	Coral Gables, Fla.	L	2-3
2002	3/30	Coral Gables, Fla.	L	8-11
2002	3/31	Coral Gables, Fla.	W	5-4
2004	3/5	Coral Gables, Fla.	W	6-3
2004	3/6	Coral Gables, Fla.	W	24-0
2004	3/7	Coral Gables, Fla.	W	6-5
2007	2/23	Coral Gables, Fla.	L	7-10

YEAR	DATE	SITE	W/L	SCORE
2007	2/24	Coral Gables, Fla.	W	17-4
2007	2/25	Coral Gables, Fla.	W	6-3

Coral Gables: Miami leads, 11-4

FLORIDA

MIAMI LEADS, 124-109-1

YEAR	DATE	SITE	W/L	SCORE
1940	4/9	Gainesville, Fla.	L	13-18
1947	4/4	Coral Gables, Fla.	W	1-0
1947	4/5	Coral Gables, Fla.	W	1-0 (10)
1948	5/7	Gainesville, Fla.	L	8-16
1948	5/8	Gainesville, Fla.	L	7-8
1949	4/8	Coral Gables, Fla.	L	4-17
1949	4/9	Coral Gables, Fla.	W	9-8
1949	5/13	Gainesville, Fla.	L	5-9
1949	5/14	Gainesville, Fla.	W	7-4
1950	4/7	Coral Gables, Fla.	L	2-3 (13)
1950	4/8	Coral Gables, Fla.	W	5-3
1950	5/1	Gainesville, Fla.	L	4-6
1950	5/2	Gainesville, Fla.	W	12-9
1951	4/30	Gainesville, Fla.	W	4-3 (10)
1951	5/1	Gainesville, Fla.	L	9-17
1952	4/11	Coral Gables, Fla.	L	1-4
1952	4/12	Coral Gables, Fla.	L	5-8
1952	5/5	Gainesville, Fla.	L	3-10
1952	5/6	Gainesville, Fla.	T	13-13
1954	3/12	Coral Gables, Fla.	L	7-9
1954	3/13	Coral Gables, Fla.	L	8-9
1955	3/28	Gainesville, Fla.	L	0-4
1955	3/29	Gainesville, Fla.	W	4-3
1956	4/2	Coral Gables, Fla.	L	3-6
1956	4/3	Coral Gables, Fla.	L	0-4
1957	3/16	Gainesville, Fla.	L	1-10
1957	3/16	Gainesville, Fla.	L	5-9
1958	3/28	Coral Gables, Fla.	W	3-1
1958	3/29	Coral Gables, Fla.	W	9-8 (11)
1960	4/1	Coral Gables, Fla.	L	3-9
1960	4/2	Coral Gables, Fla.	W	3-2
1961	4/24	Gainesville, Fla.	L	4-10
1961	4/25	Gainesville, Fla.	W	19-9
1962	3/9	Coral Gables, Fla.	W	14-10
1962	3/10	Coral Gables, Fla.	L	7-12
1963	5/13	Gainesville, Fla.	W	4-0
1963	5/14	Gainesville, Fla.	L	0-11
1964	3/13	Miami, Fla.	W	3-1
1964	3/14	Coral Gables, Fla.	W	2-1
1964	3/14	Coral Gables, Fla.	L	7-13
1965	3/26	Coral Gables, Fla.	L	0-2
1965	4/23	Gainesville, Fla.	W	2-1
1965	4/24	Gainesville, Fla.	L	3-7
1965	4/24	Gainesville, Fla.	W	3-0
1966	3/4	Coral Gables, Fla.	W	10-5
1966	3/5	Coral Gables, Fla.	L	3-4
1966	3/5	Coral Gables, Fla.	L	5-6
1966	4/22	Gainesville, Fla.	W	7-5 (11)
1966	4/23	Gainesville, Fla.	L	1-3
1967	4/8	Gainesville, Fla.	L	1-8
1967	4/8	Gainesville, Fla.	W	5-4
1967	5/12	Coral Gables, Fla.	W	8-1
1967	5/13	Coral Gables, Fla.	L	10-11
1968	3/1	Coral Gables, Fla.	W	2-1
1968	3/2	Coral Gables, Fla.	W	1-0
1968	4/12	Gainesville, Fla.	W	5-4
1968	4/13	Gainesville, Fla.	W	9-5
1969	2/28	Coral Gables, Fla.	W	8-7 (12)
1969	3/1	Coral Gables, Fla.	W	5-3
1969	4/25	Gainesville, Fla.	W	4-3
1969	4/26	Gainesville, Fla.	L	3-7
1970	3/6	Coral Gables, Fla.	W	5-0
1970	3/7	Coral Gables, Fla.	W	5-4
1970	4/27	Gainesville, Fla.	L	6-7 (13)
1970	4/28	Gainesville, Fla.	L	3-9
1971	3/5	Coral Gables, Fla.	W	2-0
1971	3/6	Coral Gables, Fla.	W	7-5
1971	4/26	Gainesville, Fla.	W	13-5
1971	4/27	Gainesville, Fla.	W	1-0 (12)
1972	3/3	Coral Gables, Fla.	W	18-6
1972	3/4	Coral Gables, Fla.	L	3-6
1972	4/17	Gainesville, Fla.	W	10-6
1972	4/18	Gainesville, Fla.	L	3-6

HISTORY & RECORDS



SERIES RESULTS

YEAR	DATE	SITE	W/L	SCORE	YEAR	DATE	SITE	W/L	SCORE
1973	3/2	Coral Gables, Fla.	W	7-0	1994	2/19	Gainesville, Fla.	L	0-5
1973	3/3	Coral Gables, Fla.	W	11-1	1994	2/20	Gainesville, Fla.	W	4-3 (10)
1973	4/9	Gainesville, Fla.	L	6-7	1994	3/11	Coral Gables, Fla.	W	4-3
1973	4/10	Gainesville, Fla.	L	4-5	1994	3/12	Coral Gables, Fla.	W	4-2
1974	3/1	Coral Gables, Fla.	W	4-3 (10)	1994	5/30+	Coral Gables, Fla.	W	10-6
1974	3/2	Coral Gables, Fla.	L	6-9 (12)	1995	2/4	Gainesville, Fla.	L	3-5
1974	4/8	Gainesville, Fla.	W	4-0	1995	2/5	Gainesville, Fla.	W	10-2
1974	4/9	Gainesville, Fla.	W	6-5	1995	2/17	Coral Gables, Fla.	W	5-4
1975	3/7	Gainesville, Fla.	L	2-8	1995	2/18	Coral Gables, Fla.	L	2-4
1975	3/8	Gainesville, Fla.	L	1-2	1996	2/2	Coral Gables, Fla.	L	4-7
1975	5/3	Coral Gables, Fla.	W	6-1	1996	2/3	Coral Gables, Fla.	W	5-1
1975	5/4	Coral Gables, Fla.	W	6-5	1996	2/24	Coral Gables, Fla.	L	7-8
1976	3/1	Gainesville, Fla.	L	2-12	1996	2/25	Gainesville, Fla.	L	1-5
1976	3/2	Gainesville, Fla.	L	6-9	1997	2/15	Gainesville, Fla.	L	1-2
1977	2/25	Coral Gables, Fla.	L	6-9	1997	2/16	Gainesville, Fla.	L	5-12
1977	2/26	Coral Gables, Fla.	W	5-4	1997	2/21	Coral Gables, Fla.	W	8-7
1978	2/25	Gainesville, Fla.	L	4-5	1997	2/22	Coral Gables, Fla.	W	4-1
1978	2/26	Gainesville, Fla.	L	3-4	1997	5/24+	Coral Gables, Fla.	W	6-5
1979	3/3	Coral Gables, Fla.	W	8-2	1998	2/7	Coral Gables, Fla.	W	11-8
1979	3/4	Coral Gables, Fla.	W	5-2	1998	2/8	Coral Gables, Fla.	W	17-11
1980	2/16	Gainesville, Fla.	W	7-0	1998	2/14	Gainesville, Fla.	L	5-19
1980	2/17	Gainesville, Fla.	W	5-0	1998	2/15	Gainesville, Fla.	L	10-14
1981	2/20	Coral Gables, Fla.	W	8-5	1999	2/6	Gainesville, Fla.	L	4-7
1981	2/21	Coral Gables, Fla.	W	2-0	1999	2/7	Gainesville, Fla.	L	12-14
1981	5/6	Gainesville, Fla.	L	7-8	1999	2/13	Coral Gables, Fla.	W	7-4
1981	5/7	Gainesville, Fla.	W	11-4	1999	2/14	Coral Gables, Fla.	W	10-3
1981	5/24+	Coral Gables, Fla.	W	8-6	2000	2/4	Coral Gables, Fla.	W	16-8
1982	2/13	Coral Gables, Fla.	W	7-3	2000	2/5	Coral Gables, Fla.	W	17-1
1982	2/14	Coral Gables, Fla.	W	6-2	2000	2/12	Gainesville, Fla.	L	3-4
1982	4/18	Gainesville, Fla.	L	2-6	2000	2/13	Gainesville, Fla.	L	11-20
1982	4/19	Gainesville, Fla.	W	8-7 (11)	2001	2/3	Gainesville, Fla.	W	14-5
1983	3/8	Gainesville, Fla.	L	3-5	2001	2/9	Coral Gables, Fla.	W	10-4
1983	3/9	Gainesville, Fla.	W	3-2	2001	2/10	Coral Gables, Fla.	W	8-7
1983	2/20	Coral Gables, Fla.	W	5-1	2001	5/26+	Coral Gables, Fla.	W	6-2
1983	2/20	Coral Gables, Fla.	L	1-4	2002	2/8	Coral Gables, Fla.	L	9-12
1984	2/3	Coral Gables, Fla.	L	7-9	2002	2/10	Coral Gables, Fla.	L	2-6
1984	2/17	Coral Gables, Fla.	W	9-1	2002	6/1+	Gainesville, Fla.	W	7-2
1984	2/18	Coral Gables, Fla.	L	3-10	2002	6/2+	Gainesville, Fla.	W	8-7
1984	3/28	Gainesville, Fla.	L	6-7 (8)	2003	2/14	Gainesville, Fla.	W	9-2
1984	3/28	Gainesville, Fla.	W	8-6	2003	2/15	Gainesville, Fla.	L	3-5
1984	5/24+	Tallahassee, Fla.	W	6-5	2003	6/1+	Coral Gables, Fla.	L	5-10
1985	2/15	Coral Gables, Fla.	W	5-2	2003	6/1+	Coral Gables, Fla.	W	13-10
1985	2/16	Coral Gables, Fla.	L	2-4	2004	2/13	Coral Gables, Fla.	L	0-3
1985	2/17	Coral Gables, Fla.	W	5-2	2004	2/14	Coral Gables, Fla.	W	4-1
1985	4/19	Gainesville, Fla.	W	11-0	2004	2/15	Coral Gables, Fla.	W	19-5
1985	4/20	Gainesville, Fla.	W	6-4	2004	6/12\$	Coral Gables, Fla.	W	8-7
1985	5/27+	Coral Gables, Fla.	L	1-8	2004	6/13\$	Coral Gables, Fla.	W	3-1
1985	5/28+	Coral Gables, Fla.	W	12-9	2005	2/18	Gainesville, Fla.	W	9-7
1986	2/14	Coral Gables, Fla.	W	7-6	2005	2/19	Gainesville, Fla.	L	1-2
1986	2/15	Coral Gables, Fla.	W	7-6 (10)	2005	2/20	Gainesville, Fla.	L	11-14
1986	3/11	Gainesville, Fla.	W	6-5	2006	2/17	Coral Gables, Fla.	L	1-2
1986	3/12	Gainesville, Fla.	W	9-7	2006	2/18	Coral Gables, Fla.	L	1-4
1987	2/27	Coral Gables, Fla.	W	4-2	2006	2/19	Coral Gables, Fla.	L	10-11
1987	2/28	Coral Gables, Fla.	W	12-4	2007	2/16	Gainesville, Fla.	L	2-7
1987	4/21	Gainesville, Fla.	L	2-3	2007	2/17	Gainesville, Fla.	L	5-7
1987	4/22	Gainesville, Fla.	L	5-6	2007	2/18	Gainesville, Fla.	W	10-7
1988	2/21	Gainesville, Fla.	L	2-3 (7)	2008	2/29	Coral Gables, Fla.	W	8-4
1988	2/21	Gainesville, Fla.	W	9-7	2008	3/1	Coral Gables, Fla.	W	8-5
1988	4/1	Coral Gables, Fla.	W	11-3	2008	3/2	Coral Gables, Fla.	L	2-6
1988	4/2	Coral Gables, Fla.	W	5-3	2009	2/27	Gainesville, Fla.	W	8-5
1989	3/21	Coral Gables, Fla.	L	10-13	2009	2/28	Gainesville, Fla.	W	2-1
1989	3/22	Coral Gables, Fla.	W	4-0	2009	3/1	Gainesville, Fla.	W	16-2
1989	4/1	Gainesville, Fla.	L	1-7	2009	5/30+	Gainesville, Fla.	L	2-8
1989	4/2	Gainesville, Fla.	L	2-3	2009	5/31+	Gainesville, Fla.	L	5-16
1989	5/27+	Gainesville, Fla.	W	9-1	2010	3/5	Coral Gables, Fla.	L	1-7
1990	2/24	Coral Gables, Fla.	L	4-5	2010	3/6	Coral Gables, Fla.	W	9-6
1990	2/24	Coral Gables, Fla.	W	12-10	2010	3/7	Coral Gables, Fla.	L	2-4
1990	3/3	Gainesville, Fla.	W	6-3	2010	6/11\$	Gainesville, Fla.	L	2-7
1990	3/4	Gainesville, Fla.	W	8-2	2010	6/12\$	Gainesville, Fla.	L	3-4 (10)
1991	2/23	Gainesville, Fla.	W	5-3	2011	3/4	Gainesville, Fla.	L	3-8
1991	2/24	Gainesville, Fla.	W	8-7	2011	3/5	Gainesville, Fla.	L	0-1
1991	2/26	Coral Gables, Fla.	W	4-2	2011	3/6	Gainesville, Fla.	L	3-5
1991	2/27	Coral Gables, Fla.	W	9-7 (10)	2011	6/4+	Gainesville, Fla.	L	4-5
1992	2/22	Gainesville, Fla.	L	3-7	2011	6/5+	Gainesville, Fla.	L	4-11
1992	2/23	Gainesville, Fla.	L	5-8	2012	3/2	Coral Gables, Fla.	L	5-7
1992	3/6	Coral Gables, Fla.	W	7-1	2012	3/3	Coral Gables, Fla.	L	5-13
1992	3/7	Coral Gables, Fla.	W	6-5	2012	3/4	Coral Gables, Fla.	L	5-8
1993	2/27	Gainesville, Fla.	L	2-3	2013	3/1	Gainesville, Fla.	W	3-2
1993	2/28	Gainesville, Fla.	L	7-9	2013	3/2	Gainesville, Fla.	L	4-6
1993	3/12	Coral Gables, Fla.	W	7-1	2013	3/3	Gainesville, Fla.	L	3-6
1993	3/14	Coral Gables, Fla.	L	3-4 (10)					

Coral Gables: Miami leads, 77-41
Gainesville: Florida leads, 68-46-1
Neutral Site: Miami leads, 1-0

FLORIDA A&M

MIAMI LEADS, 19-7			W/L	SCORE
YEAR	DATE	SITE		
1968	3/9	Coral Gables, Fla.	W	6-5
1968	3/9	Coral Gables, Fla.	W	7-2
1968	4/17	Tallahassee, Fla.	W	3-0
1969	3/29	Coral Gables, Fla.	W	7-1
1970	5/11	Tallahassee, Fla.	W	8-7
1970	5/11	Tallahassee, Fla.	L	2-3
1971	4/8	Tallahassee, Fla.	W	1-0
1972	5/12	Tallahassee, Fla.	W	15-0
1972	5/13	Tallahassee, Fla.	W	7-1
1973	4/21	Tallahassee, Fla.	L	0-4
1973	4/21	Tallahassee, Fla.	L	2-3
1974	4/21	Tallahassee, Fla.	W	4-2
1974	4/21	Tallahassee, Fla.	L	5-8
1978	2/27	Coral Gables, Fla.	W	5-2
1978	2/28	Coral Gables, Fla.	W	13-2
1979	3/1	Coral Gables, Fla.	W	17-0
1979	3/2	Coral Gables, Fla.	W	14-0
1979	4/13	Tallahassee, Fla.	L	0-5
1979	4/13	Tallahassee, Fla.	W	1-0 (11)
1980	3/26	Coral Gables, Fla.	W	11-4
1980	3/27	Coral Gables, Fla.	W	20-1 (7)
1980	5/6	Tallahassee, Fla.	L	3-4 (10)
1980	5/7	Tallahassee, Fla.	W	13-6
1981	4/5	Coral Gables, Fla.	W	21-3
1981	5/5	Tallahassee, Fla.	L	1-2
1981	5/5	Tallahassee, Fla.	W	3-2 (11)

Coral Gables: Miami leads, 10-0
Tallahassee: Miami leads, 9-7

FLORIDA ATLANTIC

MIAMI LEADS, 53-11			W/L	SCORE
YEAR	DATE	SITE		
1982	3/5	Coral Gables, Fla.	W	18-4
1982	5/6	Coral Gables, Fla.	W	4-3
1983	2/9	Coral Gables, Fla.	L	8-9
1983	4/13	Coral Gables, Fla.	W	13-5
1983	4/21	Pompano Beach, Fla.	W	4-2
1983	4/27	Coral Gables, Fla.	W	6-2
1984	2/7	Coral Gables, Fla.	L	10-11
1984	4/17	Coral Gables, Fla.	L	7-8
1984	4/24	Coral Gables, Fla.	W	6-5
1985	4/3	Coral Gables, Fla.	W	6-2
1985	4/24	Coral Gables, Fla.	W	11-3
1986	4/29	Coral Gables, Fla.	W	6-3
1987	4/17	Coral Gables, Fla.	W	19-9
1988	4/13	Coral Gables, Fla.	W	12-3
1989	4/14	Coral Gables, Fla.	W	14-0
1989	4/15	Coral Gables, Fla.	W	14-0
1990	4/28	Coral Gables, Fla.	W	11-3
1991	4/5	Coral Gables, Fla.	W	8-7
1992	4/21	Coral Gables, Fla.	W	14-2
1993	4/2	Coral Gables, Fla.	L	0-2
1993	4/3	Coral Gables, Fla.	W	3-0
1993	5/4	Coral Gables, Fla.	W	3-2 (10)
1994	3/13	Boca Raton, Fla.	W	7-4
1994	4/12	Coral Gables, Fla.	W	7-3
1995	2/1	Coral Gables, Fla.	W	5-2
1995	2/15	Coral Gables, Fla.	W	10-1
1995	3/1	Coral Gables, Fla.	W	16-6
1995	3/22	Boca Raton, Fla.	W	5-3
1996	2/21	Coral Gables, Fla.	W	12-3
1996	5/8	Coral Gables, Fla.	W	10-2
1997	4/23	Coral Gables, Fla.	W	12-6
1997	4/30	Coral Gables, Fla.	W	13-8
1998	4/15	Coral Gables, Fla.	W	4-2
1998	4/22	Coral Gables, Fla.	W	23-3
1999	2/17	Coral Gables, Fla.	W	3-1
1999	5/30+	Coral Gables, Fla.	W	3-2
2000	2/9	Coral Gables, Fla.	L	2-7
2000	5/27+	Coral Gables, Fla.	W	11-5



SERIES RESULTS

YEAR	DATE	SITE	W/L	SCORE
2001	1/25	Coral Gables, Fla.	W	9-3
2001	1/26	Boca Raton, Fla.	L	10-11
2001	1/27	Coral Gables, Fla.	W	4-2
2002	4/24	Coral Gables, Fla.	W	6-5
2003	4/2	Coral Gables, Fla.	L	3-5
2003	5/31+	Coral Gables, Fla.	W	1-0
2004	5/19	Coral Gables, Fla.	W	13-3
2004	6/6+	Coral Gables, Fla.	W	19-6
2008	4/1	Coral Gables, Fla.	W	16-7
2008	4/9	Coral Gables, Fla.	L	3-6
2008	4/16	Boca Raton, Fla.	W	12-10
2009	3/25	Boca Raton, Fla.	W	13-6
2009	4/7	Coral Gables, Fla.	W	12-8
2009	4/14	Coral Gables, Fla.	W	3-1
2010	3/31	Coral Gables, Fla.	W	12-5
2010	4/6	Coral Gables, Fla.	W	8-5
2010	4/7	Boca Raton, Fla.	W	11-0
2011	2/23	Boca Raton, Fla.	L	4-7
2011	3/15	Coral Gables, Fla.	W	7-3
2011	5/17	Coral Gables, Fla.	L	4-7
2012	2/29	Coral Gables, Fla.	W	10-5
2012	3/21	Boca Raton, Fla.	W	8-5
2012	2/24	Coral Gables, Fla.	W	3-1
2013	2/20	Boca Raton, Fla.	W	5-4 (11)
2013	3/27	Coral Gables, Fla.	L	1-6
2013	4/24	Coral Gables, Fla.	W	6-4

Coral Gables: Miami leads, 45-9

Boca Raton: Miami leads, 7-2

Neutral Site: Miami leads, 1-0

FLORIDA GULF COAST

MIAMI LEADS, 8-1

YEAR	DATE	SITE	W/L	SCORE
2008	4/8	Coral Gables, Fla.	W	4-2 (11)
2009	4/22	Coral Gables, Fla.	W	13-7
2010	4/14	Ft. Myers, Fla.	W	9-0
2010	5/18	Coral Gables, Fla.	W	5-4
2011	3/23	Coral Gables, Fla.	W	5-2
2011	3/29	Coral Gables, Fla.	W	13-2
2011	4/6	Ft. Myers, Fla.	W	8-1
2012	2/22	Ft. Myers, Fla.	W	3-0
2012	4/11	Coral Gables, Fla.	L	2-4

Coral Gables: Miami leads, 5-1

Ft. Myers: Miami leads, 3-0

FIU

MIAMI LEADS, 91-24

YEAR	DATE	SITE	W/L	SCORE
1973	3/14	Coral Gables, Fla.	L	1-3
1973	4/4	Coral Gables, Fla.	W	14-2
1973	4/11	Coral Gables, Fla.	W	10-1
1973	4/23	Coral Gables, Fla.	W	5-3
1974	4/3	Coral Gables, Fla.	W	9-4
1974	4/4	Coral Gables, Fla.	W	5-1
1974	4/23	Miami, Fla.	W	6-2
1975	3/11	Miami, Fla.	W	16-3
1975	4/1	Coral Gables, Fla.	W	8-6
1975	4/8	Coral Gables, Fla.	W	3-2
1975	4/22	Miami, Fla.	W	9-3
1976	4/14	Miami, Fla.	W	11-1
1976	4/20	Miami, Fla.	L	11-12
1976	4/27	Coral Gables, Fla.	W	15-5
1976	4/29	Coral Gables, Fla.	L	6-7
1977	3/1	Coral Gables, Fla.	W	3-2
1977	3/29	Miami, Fla.	W	12-5
1977	5/4	Miami, Fla.	W	7-6
1978	5/3	Coral Gables, Fla.	W	3-2 (13)
1978	4/18	Miami, Fla.	W	10-6
1979	2/23	Coral Gables, Fla.	W	11-3
1979	2/24	Coral Gables, Fla.	W	12-4
1980	4/8	Miami, Fla.	W	10-2
1980	4/22	Coral Gables, Fla.	L	4-6
1980	4/29	Coral Gables, Fla.	W	13-6
1981	4/17	Coral Gables, Fla.	W	4-2
1981	4/24	Coral Gables, Fla.	W	8-7

YEAR	DATE	SITE	W/L	SCORE
1981	5/8	Coral Gables, Fla.	W	4-0
1981	5/11	Miami, Fla.	W	8-5
1982	3/3	Coral Gables, Fla.	L	6-10
1982	3/31	Coral Gables, Fla.	L	1-2
1982	4/4	Miami, Fla.	W	13-12 (13)
1982	4/11	Miami, Fla.	L	0-5
1982	4/30	Coral Gables, Fla.	W	6-2
1983	3/3	Miami, Fla.	W	8-4
1983	4/12	Coral Gables, Fla.	W	8-6
1983	4/19	Coral Gables, Fla.	W	7-2
1983	4/26	Miami, Fla.	W	8-4
1983	5/4	Coral Gables, Fla.	W	16-5
1984	4/10	Coral Gables, Fla.	W	6-2
1984	4/11	Miami, Fla.	W	8-5
1984	5/9	Miami, Fla.	W	5-0
1984	5/11	Coral Gables, Fla.	W	5-2
1984	5/12	Coral Gables, Fla.	W	8-3
1985	4/10	Coral Gables, Fla.	W	6-3
1985	4/17	Miami, Fla.	W	4-3
1986	2/25	Coral Gables, Fla.	W	6-0
1986	2/27	Miami, Fla.	W	5-3 (11)
1986	4/16	Miami, Fla.	L	8-9 (13)
1987	4/3	Coral Gables, Fla.	W	7-4
1987	4/4	Coral Gables, Fla.	W	12-1
1987	4/5	Miami, Fla.	L	6-7 (12)
1987	4/28	Coral Gables, Fla.	W	12-3
1988	4/6	Miami, Fla.	W	4-2
1988	4/22	Coral Gables, Fla.	W	8-3
1988	4/23	Coral Gables, Fla.	L	1-2
1989	4/21	Coral Gables, Fla.	W	5-2
1989	4/22	Coral Gables, Fla.	W	7-2
1989	4/23	Miami, Fla.	W	9-6
1990	4/20	Coral Gables, Fla.	W	16-6
1990	4/21	Coral Gables, Fla.	W	6-5
1990	4/22	Miami, Fla.	W	7-1
1991	4/26	Coral Gables, Fla.	L	2-5
1991	4/27	Coral Gables, Fla.	W	12-1
1991	4/28	Miami, Fla.	W	8-0
1992	2/13	Coral Gables, Fla.	W	6-1
1992	2/14	Coral Gables, Fla.	W	22-1
1992	2/16	Coral Gables, Fla.	W	7-1
1993	2/17	Coral Gables, Fla.	W	4-3
1993	4/6	Coral Gables, Fla.	W	7-3
1993	4/13	Coral Gables, Fla.	W	9-2
1994	2/18	Coral Gables, Fla.	W	11-4
1994	2/15	Coral Gables, Fla.	W	4-0
1994	3/3	Coral Gables, Fla.	W	3-0
1994	5/10	Coral Gables, Fla.	L	5-6
1995	2/21	Coral Gables, Fla.	W	7-4
1995	4/4	Homestead, Fla.	L	2-4
1996	3/21	Coral Gables, Fla.	W	13-6
1996	3/22	Coral Gables, Fla.	W	5-3
1996	3/23	Coral Gables, Fla.	W	5-4
1996	3/24	Coral Gables, Fla.	L	5-6
1997	3/6	Coral Gables, Fla.	W	5-0
1997	3/7	Coral Gables, Fla.	W	3-4
1997	3/8	Coral Gables, Fla.	L	10-3
1997	3/9	Coral Gables, Fla.	W	9-0
1997	5/23+	Coral Gables, Fla.	W	5-2
1998	2/11	Coral Gables, Fla.	W	2-1
1998	3/7	Coral Gables, Fla.	W	12-0
1999	2/10	Miami, Fla.	L	3-4
1999	5/4	Coral Gables, Fla.	L	7-12
1999	5/29+	Coral Gables, Fla.	W	6-4
2000	3/1	Coral Gables, Fla.	L	6-7
2000	3/28	Homestead, Fla.	W	5-2
2000	5/28+	Coral Gables, Fla.	W	14-4
2001	2/7	Miami, Fla.	W	4-3
2001	2/21	Coral Gables, Fla.	L	10-17
2001	2/23	Homestead, Fla.	W	10-2
2001	2/24	Homestead, Fla.	W	2-0
2002	2/6	Miami, Fla.	L	2-6
2002	2/22	Homestead, Fla.	W	6-2
2002	5/2	Coral Gables, Fla.	L	7-9
2002	5/31+	Gainesville, Fla.	W	9-1
2003	2/5	Coral Gables, Fla.	W	12-7
2003	4/16	Miami, Fla.	W	6-4
2004	2/26	Miami, Fla.	L	7-11
2004	2/27	Homestead, Fla.	W	9-7
2004	3/24	Coral Gables, Fla.	L	4-5
2005	2/1	Coral Gables, Fla.	W	7-0

YEAR	DATE	SITE	W/L	SCORE
2005	3/23	Miami, Fla.	W	11-3
2006	1/28	Coral Gables, Fla.	W	17-3
2006	1/29	Miami, Fla.	W	5-0
2007	4/4	Coral Gables, Fla.	W	10-9
2007	4/11	Miami, Fla.	W	11-7
2008	4/2	Miami, Fla.	W	13-2
2008	4/23	Coral Gables, Fla.	L	3-6

Coral Gables: Miami leads, 59-16

Miami: Miami leads, 26-7

Neutral Site: Miami leads, 6-1

FLORIDA SOUTHERN

MIAMI LEADS, 58-24

YEAR	DATE	SITE	W/L	SCORE
1947	4/9	Lakeland, Fla.	W	5-3
1947	4/10	Lakeland, Fla.	W	4-1
1947	5/10	Coral Gables, Fla.	W	4-1
1947	5/10	Coral Gables, Fla.	W	3-0
1948	4/23	Lakeland, Fla.	W	6-5 (10)
1948	4/24	Lakeland, Fla.	L	4-8
1948	5/14	Coral Gables, Fla.	W	3-1
1948	5/15	Coral Gables, Fla.	L	2-4
1949	4/1	Coral Gables, Fla.	W	12-2
1949	4/2	Coral Gables, Fla.	W	11-8
1949	4/11	Lakeland, Fla.	L	2-8
1949	4/12	Lakeland, Fla.	W	2-0
1950	4/21	Coral Gables, Fla.	W	7-2
1950	4/22	Coral Gables, Fla.	W	12-2
1950	5/9	Lakeland, Fla.	L	3-4 (13)
1951	5/14	Coral Gables, Fla.	W	7-1
1951	5/15	Coral Gables, Fla.	W	5-0
1954	4/1	Coral Gables, Fla.	W	8-6
1954	4/2	Coral Gables, Fla.	W	11-2
1955	4/18	Lakeland, Fla.	W	3-1
1955	4/19	Lakeland, Fla.	W	6-0
1955	4/29	Coral Gables, Fla.	W	5-4
1955	4/30	Coral Gables, Fla.	W	9-2
1956	4/6	Coral Gables, Fla.	W	4-2
1956	4/7	Coral Gables, Fla.	W	12-5
1956	4/23	Lakeland, Fla.	W	4-2
1956	4/24	Lakeland, Fla.	W	7-1
1957	4/5	Coral Gables, Fla.	W	10-7
1957	4/6	Coral Gables, Fla.	W	8-2
1957	4/19	Lakeland, Fla.	W	11-1
1957	4/20	Lakeland, Fla.	L	2-6
1958	3/14	Lakeland, Fla.	L	4-5 (10)
1958	3/15	Lakeland, Fla.	L	3-7
1958	4/5	Coral Gables, Fla.	W	7-2
1958	4/5	Coral Gables, Fla.	W	4-3
1959	4/22	Lakeland, Fla.	W	6-5
1959	5/1	Coral Gables, Fla.	W	4-2
1959	5/2	Coral Gables, Fla.	W	2-0 (10)
1960	4/9	Lakeland, Fla.	W	12-1
1960	4/30	Coral Gables, Fla.	W	21-0
1961	4/11	Lakeland, Fla.	L	3-5
1961	4/22	Coral Gables, Fla.	W	7-2
1962	4/6	Lakeland, Fla.	L	4-9
1963	4/12	Coral Gables, Fla.	W	9-0
1963	4/13	Coral Gables, Fla.	L	6-8
1963	4/13	Coral Gables, Fla.	W	3-1
1964	4/17	Lakeland, Fla.	W	2-1
1964	4/18	Lakeland, Fla.	L	0-3
1964	4/18	Lakeland, Fla.	W	4-1
1965	4/30	Coral Gables, Fla.	L	2-3
1965	5/1	Coral Gables, Fla.	L	0-5
1965	5/1	Coral Gables, Fla.	W	9-1
1966	3/14	Lakeland, Fla.	W	10-4
1966	3/14	Lakeland, Fla.	L	0-2
1967	3/11	Coral Gables, Fla.	W	6-3
1967	3/11	Coral Gables, Fla.	L	7-13
1968	3/16	Lakeland, Fla.	L	2-6
1968	3/16	Lakeland, Fla.	L	2-3
1969	3/10	Coral Gables, Fla.	L	2-5
1969	3/11	Coral Gables, Fla.	W	15-5
1970	4/10	Lakeland, Fla.	W	8-7 (10)
1970	4/11	Lakeland, Fla.	L	2-3
1971	3/15	Coral Gables, Fla.	W	5-1
1971	3/16	Coral Gables, Fla.	L	5-8



SERIES RESULTS

YEAR	DATE	SITE	W/L	SCORE	YEAR	DATE	SITE	W/L	SCORE	YEAR	DATE	SITE	W/L	SCORE
1972	4/28	Lakeland, Fla.	L	0-1	1974	3/16	Coral Gables, Fla.	W	3-2	1988	4/10	Tallahassee, Fla.	T	5-5 (8)
1972	4/29	Lakeland, Fla.	L	4-5	1974	3/17	Coral Gables, Fla.	W	4-3	1988	5/6	Coral Gables, Fla.	L	5-6
1973	4/13	Coral Gables, Fla.	W	4-2	1974	4/18	Tallahassee, Fla.	L	1-2	1988	5/7	Coral Gables, Fla.	W	9-7
1973	4/14	Coral Gables, Fla.	L	0-5	1974	4/18	Tallahassee, Fla.	L	4-7	1988	5/8	Coral Gables, Fla.	L	3-6
1974	3/8	Lakeland, Fla.	L	0-1 (10)	1974	4/20	Tallahassee, Fla.	W	17-3	1989	4/7	Tallahassee, Fla.	L	0-3
1974	3/9	Lakeland, Fla.	W	3-2	1975	3/25	Coral Gables, Fla.	L	0-3	1989	4/8	Tallahassee, Fla.	W	8-1
1975	4/23	Coral Gables, Fla.	W	3-2 (10)	1975	3/26	Coral Gables, Fla.	W	2-0	1989	4/9	Tallahassee, Fla.	L	3-11
1975	4/24	Coral Gables, Fla.	W	5-4	1975	3/26	Coral Gables, Fla.	L	7-10	1989	5/5	Coral Gables, Fla.	W	11-2
1976	3/3	Lakeland, Fla.	W	6-3	1975	4/4	Tallahassee, Fla.	L	0-8	1989	5/6	Coral Gables, Fla.	W	8-2
1977	3/5	Coral Gables, Fla.	W	6-5 (12)	1975	4/5	Tallahassee, Fla.	L	2-5	1989	5/7	Coral Gables, Fla.	L	4-8
1986	2/28	Coral Gables, Fla.	W	5-4	1975	5/23+	Starkville, Miss.	L	0-1	1990	4/13	Tallahassee, Fla.	L	3-7
1986	3/1	Coral Gables, Fla.	W	9-7	1975	5/24+	Starkville, Miss.	L	5-6	1990	4/14	Tallahassee, Fla.	W	8-5
1987	4/7	Coral Gables, Fla.	W	6-5	1976	2/23	Coral Gables, Fla.	L	1-5	1990	4/15	Tallahassee, Fla.	W	8-3
1994	4/19	Coral Gables, Fla.	W	7-6 (11)	1976	5/5	Tallahassee, Fla.	W	6-1	1990	5/4	Coral Gables, Fla.	W	7-3
1994	4/20	Coral Gables, Fla.	W	5-1	1976	5/6	Tallahassee, Fla.	W	9-7	1990	5/5	Coral Gables, Fla.	L	2-6
2001	5/11	Coral Gables, Fla.	W	12-4	1976	5/6	Tallahassee, Fla.	L	4-20	1990	5/6	Coral Gables, Fla.	L	4-8
2001	5/12	Coral Gables, Fla.	W	16-3	1977	4/19	Tallahassee, Fla.	L	10-14	1991	4/12	Tallahassee, Fla.	L	2-7
2001	5/13	Coral Gables, Fla.	W	5-4	1977	4/20	Tallahassee, Fla.	W	10-4	1991	4/13	Tallahassee, Fla.	L	4-12

Coral Gables: Miami leads, 41-8

Lakeland: Miami leads, 17-16

FLORIDA STATE

FLORIDA STATE LEADS 143-124-4

YEAR	DATE	SITE	W/L	SCORE	YEAR	DATE	SITE	W/L	SCORE	YEAR	DATE	SITE	W/L	SCORE
1951	3/22	Coral Gables, Fla.	W	11-2	1980	2/22	Coral Gables, Fla.	W	10-0	1992	4/10	Tallahassee, Fla.	W	10-6
1951	3/23	Coral Gables, Fla.	L	4-13	1980	2/23	Coral Gables, Fla.	W	4-3	1992	4/11	Tallahassee, Fla.	W	6-3
1952	4/4	Tallahassee, Fla.	L	1-3	1980	2/24	Coral Gables, Fla.	L	8-9	1992	4/12	Tallahassee, Fla.	W	6-5
1952	4/5	Tallahassee, Fla.	L	0-7	1980	5/3	Tallahassee, Fla.	W	10-6	1992	4/24	Coral Gables, Fla.	W	7-3
1955	4/15	Coral Gables, Fla.	L	3-4	1980	5/4	Tallahassee, Fla.	L	5-7	1992	4/25	Coral Gables, Fla.	W	5-4
1955	4/16	Coral Gables, Fla.	W	5-4	1980	5/5	Tallahassee, Fla.	W	7-5	1992	4/26	Coral Gables, Fla.	L	2-3
1956	4/27	Tallahassee, Fla.	L	5-13	1981	3/6	Coral Gables, Fla.	W	10-8	1992	4/26	Coral Gables, Fla.	L	0-7
1956	4/28	Tallahassee, Fla.	L	0-2	1981	3/7	Coral Gables, Fla.	W	19-4	1993	4/9	Tallahassee, Fla.	L	1-8
1957	4/16	Tallahassee, Fla.	L	3-15	1981	3/8	Coral Gables, Fla.	W	3-2	1993	4/10	Tallahassee, Fla.	L	2-6
1957	4/17	Tallahassee, Fla.	L	3-21	1981	5/2	Tallahassee, Fla.	L	4-5	1993	4/11	Tallahassee, Fla.	L	0-1
1957	4/30	Coral Gables, Fla.	L	3-15	1981	5/3	Tallahassee, Fla.	W	4-3	1993	4/23	Coral Gables, Fla.	L	0-1
1957	4/30	Coral Gables, Fla.	W	2-1	1981	5/4	Tallahassee, Fla.	W	14-6	1993	4/24	Coral Gables, Fla.	W	14-13 (10)
1958	4/18	Tallahassee, Fla.	L	0-18	1981	5/23+	Coral Gables, Fla.	W	4-3 (10)	1993	4/25	Coral Gables, Fla.	W	4-3 (12)
1958	4/19	Tallahassee, Fla.	W	12-7	1982	3/26	Tallahassee, Fla.	W	6-5 (10)	1994	4/8	Tallahassee, Fla.	L	3-6
1958	5/5	Coral Gables, Fla.	L	2-9	1982	3/27	Tallahassee, Fla.	L	3-5	1994	4/9	Tallahassee, Fla.	W	5-1
1958	5/6	Coral Gables, Fla.	L	1-6	1982	3/28	Tallahassee, Fla.	L	3-9	1994	4/10	Tallahassee, Fla.	W	2-1
1960	3/14	Coral Gables, Fla.	L	3-6	1982	5/7	Coral Gables, Fla.	W	11-5	1994	4/15	Coral Gables, Fla.	L	1-6
1960	3/15	Coral Gables, Fla.	L	6-10	1982	5/8	Coral Gables, Fla.	L	2-9	1994	4/16	Coral Gables, Fla.	W	8-0
1960	5/13	Tallahassee, Fla.	L	3-16	1982	5/9	Coral Gables, Fla.	T	7-7 (5)	1994	4/17	Coral Gables, Fla.	L	2-7
1960	5/14	Tallahassee, Fla.	L	5-9	1983	2/25	Coral Gables, Fla.	W	9-0	1994	4/17	Coral Gables, Fla.	L	1-9
1961	4/17	Coral Gables, Fla.	L	0-2	1983	2/26	Coral Gables, Fla.	W	4-2	1995	4/7	Tallahassee, Fla.	L	1-9
1961	4/18	Coral Gables, Fla.	L	6-14	1983	4/15	Tallahassee, Fla.	L	5-6	1995	4/8	Tallahassee, Fla.	W	6-5
1962	4/16	Tallahassee, Fla.	W	6-4	1983	4/16	Tallahassee, Fla.	L	3-4	1995	4/9	Tallahassee, Fla.	L	2-3
1962	4/17	Tallahassee, Fla.	L	8-9 (10)	1983	4/17	Tallahassee, Fla.	L	0-5	1995	4/14	Coral Gables, Fla.	L	6-9
1963	4/1	Coral Gables, Fla.	L	1-2	1983	5/29+	Tallahassee, Fla.	W	10-5	1995	4/15	Coral Gables, Fla.	L	1-10
1963	4/2	Coral Gables, Fla.	W	4-1	1984	2/4	Coral Gables, Fla.	W	10-4	1995	4/16	Coral Gables, Fla.	W	3-2
1965	3/12	Coral Gables, Fla.	L	4-7	1984	2/24	Coral Gables, Fla.	W	7-0	1995	6/4#	Omaha, Neb.	W	4-2
1965	3/13	Coral Gables, Fla.	L	4-9	1984	2/25	Coral Gables, Fla.	W	14-5	1996	4/5	Tallahassee, Fla.	L	2-13
1965	3/13	Coral Gables, Fla.	T	9-9	1984	2/26	Coral Gables, Fla.	L	6-7	1996	4/6	Tallahassee, Fla.	W	13-2
1966	4/8	Tallahassee, Fla.	W	6-1	1984	4/13	Tallahassee, Fla.	L	2-3	1996	4/7	Tallahassee, Fla.	L	1-15
1966	4/9	Tallahassee, Fla.	L	2-10	1984	4/14	Tallahassee, Fla.	W	4-3	1996	4/12	Coral Gables, Fla.	W	6-2
1967	3/3	Coral Gables, Fla.	L	4-9	1984	4/15	Tallahassee, Fla.	L	4-5 (11)	1996	4/13	Coral Gables, Fla.	W	9-8
1967	3/4	Coral Gables, Fla.	L	5-6	1985	2/22	Coral Gables, Fla.	L	2-5	1996	4/14	Coral Gables, Fla.	W	7-4
1968	4/19	Tallahassee, Fla.	L	1-4	1985	2/23	Coral Gables, Fla.	W	15-4	1997	4/11	Tallahassee, Fla.	W	9-5
1968	4/20	Tallahassee, Fla.	L	6-7	1985	2/24	Coral Gables, Fla.	W	6-5 (10)	1997	4/12	Tallahassee, Fla.	W	8-5
1969	3/7	Coral Gables, Fla.	L	2-6	1985	4/12	Tallahassee, Fla.	W	3-2	1997	4/13	Tallahassee, Fla.	L	7-8
1969	3/8	Coral Gables, Fla.	L	0-5	1985	4/13	Tallahassee, Fla.	L	5-13	1997	5/2	Coral Gables, Fla.	W	9-1
1970	3/21	Tallahassee, Fla.	L	1-10	1985	4/14	Tallahassee, Fla.	W	8-5	1997	5/3	Coral Gables, Fla.	W	7-6
1970	3/22	Tallahassee, Fla.	L	3-8	1986	4/11	Tallahassee, Fla.	L	1-6	1997	5/4	Coral Gables, Fla.	L	3-7
1970	5/8	Tallahassee, Fla.	L	4-11	1986	4/12	Tallahassee, Fla.	W	4-3	1998	4/3	Tallahassee, Fla.	W	9-4
1970	5/9	Tallahassee, Fla.	L	2-6	1986	4/13	Tallahassee, Fla.	L	3-8	1998	4/4	Tallahassee, Fla.	W	8-2
1971	3/20	Coral Gables, Fla.	L	4-5 (10)	1986	5/2	Coral Gables, Fla.	W	11-10	1998	4/5	Tallahassee, Fla.	W	9-6
1971	3/21	Coral Gables, Fla.	W	5-4 (10)	1986	5/3	Coral Gables, Fla.	L	6-14	1998	5/1	Coral Gables, Fla.	W	7-1
1971	4/9	Tallahassee, Fla.	L	5-7	1986	5/4	Coral Gables, Fla.	W	7-5	1998	5/2	Coral Gables, Fla.	L	5-11
1971	4/10	Tallahassee, Fla.	W	7-4	1986	6/3#	Omaha, Neb.	L	2-7	1998	5/3	Coral Gables, Fla.	L	4-5
1972	3/19	Coral Gables, Fla.	L	4-7	1986	6/8#	Omaha, Neb.	L	3-4	1999	4/16	Tallahassee, Fla.	L	2-8
1972	5/10	Tallahassee, Fla.	W	5-4	1987	4/10	Tallahassee, Fla.	L	3-14	1999	4/17	Tallahassee, Fla.	W	4-3
1972	5/11	Tallahassee, Fla.	W	4-3	1987	4/11	Tallahassee, Fla.	W	11-6	1999	4/18	Tallahassee, Fla.	W	8-7
1972	5/11	Tallahassee, Fla.	L	3-4 (10)	1987	4/12	Tallahassee, Fla.	W	11-10 (11)	1999	4/23	Coral Gables, Fla.	W	8-7
1973	2/16	Coral Gables, Fla.	W	5-1	1987	5/1	Coral Gables, Fla.	W	4-3	1999	4/24	Coral Gables, Fla.	W	9-4
1973	3/24	Coral Gables, Fla.	L	6-7	1987	5/2	Coral Gables, Fla.	L	4-6	1999	4/25	Coral Gables, Fla.	W	9-8
1973	3/25	Coral Gables, Fla.	L	2-8	1987	5/22+	Tallahassee, Fla.	L	2-5	1999	6/19#	Omaha, Neb.	W	6-5
1973	4/19	Tallahassee, Fla.	W	10-1	1988	4/8	Tallahassee, Fla.	W	8-3	2000	4/7	Tallahassee, Fla.	L	13-14 (17)
1973	4/20	Tallahassee, Fla.	L	1-4	1988	4/9	Tallahassee, Fla.	L	8-20	2000	4/8	Tallahassee, Fla.	L	2-12



SERIES RESULTS

YEAR	DATE	SITE	W/L	SCORE
2001	4/13	Coral Gables, Fla.	L	9-10
2001	4/14	Coral Gables, Fla.	W	5-4
2001	4/15	Coral Gables, Fla.	W	7-1
2001	4/20	Tallahassee, Fla.	W	7-5
2001	4/21	Tallahassee, Fla.	W	9-6
2001	4/22	Tallahassee, Fla.	W	7-4
2002	4/5	Tallahassee, Fla.	L	3-13
2002	4/6	Tallahassee, Fla.	W	5-2
2002	4/7	Tallahassee, Fla.	L	7-9
2002	4/12	Coral Gables, Fla.	L	4-6
2002	4/13	Coral Gables, Fla.	L	3-9
2002	4/14	Coral Gables, Fla.	L	11-17
2003	4/18	Coral Gables, Fla.	L	2-4
2003	4/19	Coral Gables, Fla.	L	4-6
2003	4/20	Coral Gables, Fla.	T	7-7 (11)
2003	4/25	Tallahassee, Fla.	L	0-1
2003	4/26	Tallahassee, Fla.	W	14-3
2003	4/27	Tallahassee, Fla.	L	0-12
2004	4/9	Tallahassee, Fla.	L	5-6
2004	4/10	Tallahassee, Fla.	W	17-11
2004	4/11	Tallahassee, Fla.	W	4-0
2004	4/16	Coral Gables, Fla.	W	10-0
2004	4/17	Coral Gables, Fla.	W	7-3
2004	4/18	Coral Gables, Fla.	L	3-10
2005	4/22	Coral Gables, Fla.	W	5-2
2005	4/23	Coral Gables, Fla.	W	5-3
2005	4/24	Coral Gables, Fla.	L	1-13
2006	4/15	Tallahassee, Fla.	W	7-3
2006	4/16	Tallahassee, Fla.	L	1-16
2006	4/17	Tallahassee, Fla.	W	7-5
2007	4/27	Coral Gables, Fla.	L	6-7
2007	4/28	Coral Gables, Fla.	L	8-13
2007	4/29	Coral Gables, Fla.	W	7-1
2007	5/25%	Jacksonville, Fla.	W	9-3
2008	4/18	Tallahassee, Fla.	W	11-4
2008	4/19	Tallahassee, Fla.	L	5-9
2008	4/20	Tallahassee, Fla.	W	11-10
2008	6/16#	Omaha, Neb.	W	7-5
2009	4/3	Coral Gables, Fla.	L	4-14
2009	4/4	Coral Gables, Fla.	W	6-4
2009	4/5	Coral Gables, Fla.	W	14-8
2009	5/21%	Jacksonville, Fla.	L	2-4
2010	4/23	Tallahassee, Fla.	W	6-5
2010	4/24	Tallahassee, Fla.	L	7-8
2010	4/25	Tallahassee, Fla.	L	6-7
2010	5/26%	Greensboro, N.C.	W	9-3
2011	4/29	Coral Gables, Fla.	L	5-6
2011	4/30	Coral Gables, Fla.	L	0-2
2011	5/1	Coral Gables, Fla.	W	5-1
2012	4/20	Tallahassee, Fla.	L	2-11
2012	4/21	Tallahassee, Fla.	L	1-6
2012	4/22	Tallahassee, Fla.	L	7-8
2013	4/5	Coral Gables, Fla.	L	2-4
2013	4/6	Coral Gables, Fla.	W	6-0
2013	4/7	Coral Gables, Fla.	L	1-5

Coral Gables: Miami leads, 65-62-3
Tallahassee: Florida State leads, 76-54-1
Neutral Site: Tied, 5-5

FLORIDA TECH

MIAMI LEADS, 8-2

YEAR	DATE	SITE	W/L	SCORE
1973	4/7	Melbourne, Fla.	W	19-2
1973	5/11	Coral Gables, Fla.	W	6-0
1973	5/12	Coral Gables, Fla.	W	10-1
1974	3/3	Coral Gables, Fla.	W	3-0
1974	3/3	Coral Gables, Fla.	L	1-7
1975	5/9	Orlando, Fla.	L	0-1
1978	2/17	Coral Gables, Fla.	W	5-0
1978	3/9	Orlando, Fla.	W	27-3
1978	3/10	Orlando, Fla.	W	10-1
1978	3/11	Orlando, Fla.	W	7-4

Coral Gables: Miami leads, 4-1
Melbourne: Miami leads, 1-0
Neutral Site: Miami leads, 3-1

FORDHAM

MIAMI LEADS, 9-1

YEAR	DATE	SITE	W/L	SCORE
1984	3/19	Coral Gables, Fla.	W	17-0
1984	3/22	Coral Gables, Fla.	W	11-4
1993	5/14	Coral Gables, Fla.	W	6-1
1993	5/15	Coral Gables, Fla.	W	8-0
2006	3/14	Coral Gables, Fla.	W	6-0
2007	3/2	Coral Gables, Fla.	W	14-8
2007	3/3	Coral Gables, Fla.	W	8-1
2007	3/4	Coral Gables, Fla.	W	10-9
2010	3/16	Coral Gables, Fla.	L	3-4
2010	3/17	Coral Gables, Fla.	W	9-8

Coral Gables: Miami leads, 9-1

FRESNO STATE

MIAMI LEADS, 1-0

YEAR	DATE	SITE	W/L	SCORE
1988	6/6#	Omaha, Neb.	W	8-4

Neutral Site: Miami leads, 1-0

FT. LAUDERDALE COLLEGE

MIAMI LEADS, 2-0

YEAR	DATE	SITE	W/L	SCORE
1983	5/17	Coral Gables, Fla.	W	27-10
1983	5/18	Coral Gables, Fla.	W	6-1

Coral Gables: Miami leads, 2-0

FURMAN

MIAMI LEADS, 9-1

YEAR	DATE	SITE	W/L	SCORE
1960	3/28	Coral Gables, Fla.	W	2-1
1960	3/29	Coral Gables, Fla.	W	6-3
1965	4/1	Coral Gables, Fla.	W	6-5
1965	4/2	Coral Gables, Fla.	W	14-2
1965	4/3	Coral Gables, Fla.	W	7-3
1966	4/13	Tallahassee, Fla.	L	4-6
1967	3/27	Coral Gables, Fla.	W	12-1
1967	3/28	Coral Gables, Fla.	W	6-2
1967	3/29	Coral Gables, Fla.	W	7-4
1998	3/7	Coral Gables, Fla.	W	6-2

Coral Gables: Miami leads, 8-1
Neutral Site: Furman leads, 1-0

GEORGE WASHINGTON

MIAMI LEADS, 11-1

YEAR	DATE	SITE	W/L	SCORE
1981	3/9	Coral Gables, Fla.	W	6-3
1982	3/16	Coral Gables, Fla.	W	12-0
1982	3/18	Coral Gables, Fla.	W	16-2
1984	3/15	Coral Gables, Fla.	W	17-0
1991	3/10	Coral Gables, Fla.	W	17-5
1991	3/11	Coral Gables, Fla.	W	5-1
1996	2/16	Coral Gables, Fla.	W	6-0
1996	2/17	Coral Gables, Fla.	W	14-1
1996	2/18	Coral Gables, Fla.	W	19-3
2005	2/25	Coral Gables, Fla.	W	12-1
2005	2/26	Coral Gables, Fla.	L	4-5
2005	2/27	Coral Gables, Fla.	W	16-3

Coral Gables: Miami leads, 11-1

GEORGETOWN

MIAMI LEADS, 4-0

YEAR	DATE	SITE	W/L	SCORE
1987	3/9	Coral Gables, Fla.	W	5-1

YEAR	DATE	SITE	W/L	SCORE
1988	3/10	Coral Gables, Fla.	W	8-2
1990	3/18	Coral Gables, Fla.	W	12-1
1993	3/10	Coral Gables, Fla.	W	9-5

Coral Gables: Miami leads, 4-0

GEORGIA

GEORGIA LEADS, 3-2

YEAR	DATE	SITE	W/L	SCORE
1965	4/14	Athens, Ga.	L	3-6
1995	2/11	Kissimmee, Fla.	W	12-10
1999	3/5	Coral Gables, Fla.	L	3-4
1999	3/7	Coral Gables, Fla.	W	8-1
2008	6/14#	Omaha, Neb.	L	4-7

Coral Gables: Tied, 1-1
Athens: Georgia leads, 1-0
Neutral Site: Tied, 1-1

GEORGIA SOUTHERN

MIAMI LEADS, 14-10

YEAR	DATE	SITE	W/L	SCORE
1966	4/15	Statesboro, Ga.	L	2-7
1966	4/16	Statesboro, Ga.	L	0-5
1967	4/17	Statesboro, Ga.	L	3-4 (10)
1967	4/18	Statesboro, Ga.	L	2-3
1973	5/25+	Starkville, Miss.	L	0-1
1973	5/29+	Starkville, Miss.	L	1-4
1974	5/23+	Starkville, Miss.	W	2-1
1976	5/3	Statesboro, Ga.	L	1-6
1976	5/4	Statesboro, Ga.	W	8-2
1977	4/8	Coral Gables, Fla.	W	10-1
1977	4/9	Coral Gables, Fla.	W	4-3
1978	5/9	Statesboro, Ga.	W	6-1
1978	5/10	Statesboro, Ga.	W	7-5
1979	3/22	Coral Gables, Fla.	W	7-4
1979	3/23	Coral Gables, Fla.	W	10-6
1982	5/11	Statesboro, Ga.	L	5-6 (11)
1982	5/12	Statesboro, Ga.	W	14-6
1987	5/21+	Tallahassee, Fla.	L	6-11
1991	5/10	Coral Gables, Fla.	W	4-2
1991	5/11	Coral Gables, Fla.	W	7-0
1991	5/12	Coral Gables, Fla.	W	10-5
1998	5/15	Coral Gables, Fla.	W	7-1
1998	5/16	Coral Gables, Fla.	W	13-0
1998	5/17	Coral Gables, Fla.	L	1-2

Coral Gables: Miami leads, 9-1
Statesboro: Georgia Southern leads, 6-4
Neutral Site: Georgia Southern leads, 3-1

GEORGIA STATE

MIAMI LEADS, 3-0

YEAR	DATE	SITE	W/L	SCORE
1993	3/26	Coral Gables, Fla.	W	13-2
1993	3/27	Coral Gables, Fla.	W	9-6
1993	3/27	Coral Gables, Fla.	W	19-1

Coral Gables: Miami leads, 3-0

GEORGIA TECH

MIAMI LEADS, 51-32-2

YEAR	DATE	SITE	W/L	SCORE
1958	3/21	Coral Gables, Fla.	W	7-6
1958	3/22	Coral Gables, Fla.	W	7-4
1959	3/25	Coral Gables, Fla.	W	4-3
1959	3/27	Coral Gables, Fla.	T	2-2
1959	3/28	Coral Gables, Fla.	L	3-15
1959	3/28	Coral Gables, Fla.	L	0-4
1960	3/24	Coral Gables, Fla.	W	5-1
1960	3/26	Coral Gables, Fla.	W	4-2
1961	3/23	Coral Gables, Fla.	W	10-3
1961	3/25	Coral Gables, Fla.	T	5-5

SERIES RESULTS

YEAR	DATE	SITE	W/L	SCORE
1965	4/12	Atlanta, Ga.	W	5-1
1965	4/13	Atlanta, Ga.	W	2-1
1966	5/13	Atlanta, Ga.	W	4-1
1966	5/14	Atlanta, Ga.	L	3-5
1967	4/21	Atlanta, Ga.	L	2-6
1967	4/22	Atlanta, Ga.	L	1-2
1967	4/22	Atlanta, Ga.	L	2-4
1971	5/27+	Gastonia, N.C.	W	4-3
1971	5/29+	Gastonia, N.C.	L	3-5
1978	4/16	Atlanta, Ga.	W	18-3
1982	5/14	Atlanta, Ga.	W	10-7
1982	5/15	Atlanta, Ga.	W	13-3
1983	2/21	Coral Gables, Fla.	L	1-4
1983	2/22	Coral Gables, Fla.	W	10-7
1983	2/23	Coral Gables, Fla.	W	10-4
1986	5/25+	Coral Gables, Fla.	W	7-6 (10)
1986	5/26+	Coral Gables, Fla.	W	15-9 (10)
1988	5/28+	Coral Gables, Fla.	W	4-2
1989	5/26+	Gainesville, Fla.	L	7-9
1991	5/17	Atlanta, Ga.	L	5-9
1991	5/18	Atlanta, Ga.	W	10-7
1991	5/19	Atlanta, Ga.	W	7-1
1992	5/15	Coral Gables, Fla.	W	6-2
1992	5/16	Coral Gables, Fla.	W	4-3
1992	5/17	Coral Gables, Fla.	W	6-5 (13)
1997	4/4	Coral Gables, Fla.	W	10-1
1997	4/5	Coral Gables, Fla.	W	9-4
1997	4/6	Coral Gables, Fla.	W	12-0
1998	4/24	Atlanta, Ga.	L	7-22
1998	4/25	Atlanta, Ga.	W	8-5
1998	4/26	Atlanta, Ga.	W	9-8
2000	5/6	Coral Gables, Fla.	L	2-10
2000	5/7	Coral Gables, Fla.	W	3-2
2000	5/8	Coral Gables, Fla.	W	7-5
2002	5/10	Atlanta, Ga.	L	6-7
2002	5/11	Atlanta, Ga.	W	10-2
2002	5/12	Atlanta, Ga.	L	8-16
2003	3/28	Coral Gables, Fla.	W	7-6
2003	3/29	Coral Gables, Fla.	W	13-8
2003	3/30	Coral Gables, Fla.	W	17-16
2004	4/2	Atlanta, Ga.	L	4-17
2004	4/3	Atlanta, Ga.	W	9-7
2004	4/4	Atlanta, Ga.	W	16-13
2005	3/25	Coral Gables, Fla.	W	20-1
2005	3/26	Coral Gables, Fla.	L	7-17
2005	3/27	Coral Gables, Fla.	L	10-11
2006	5/18	Atlanta, Ga.	W	8-7
2006	5/19	Atlanta, Ga.	L	5-14
2006	5/20	Atlanta, Ga.	L	7-12
2006	5/24%	Jacksonville, Fla.	L	1-2
2006	5/26%	Jacksonville, Fla.	L	4-7
2007	4/6	Coral Gables, Fla.	L	2-9
2007	4/7	Coral Gables, Fla.	W	5-2
2007	4/8	Coral Gables, Fla.	W	8-7
2008	4/12	Atlanta, Ga.	W	10-5
2008	4/12	Atlanta, Ga.	W	15-5
2008	4/13	Atlanta, Ga.	W	9-3
2008	5/22%	Jacksonville, Fla.	W	15-12
2009	3/27	Coral Gables, Fla.	L	9-13
2009	3/28	Coral Gables, Fla.	L	4-6
2009	3/29	Coral Gables, Fla.	W	6-2
2009	5/20%	Durham, N.C.	W	8-6
2010	5/14	Atlanta, Ga.	L	3-14
2010	5/15	Atlanta, Ga.	W	9-2
2010	5/16	Atlanta, Ga.	L	3-6
2011	3/25	Coral Gables, Fla.	L	3-8
2011	3/26	Coral Gables, Fla.	L	3-12
2011	3/27	Coral Gables, Fla.	L	1-3
2012	5/17	Atlanta, Ga.	W	5-4
2012	5/18	Atlanta, Ga.	W	8-6
2012	5/19	Atlanta, Ga.	L	1-2
2012	5/27%	Greensboro, N.C.	L	5-8
2013	5/16	Coral Gables, Fla.	W	8-3
2013	5/17	Coral Gables, Fla.	W	11-7
2013	5/18	Coral Gables, Fla.	L	1-10

Coral Gables: Miami leads, 28-13-2

Atlanta: Miami leads, 20-14

Neutral Site: Georgia Tech leads, 5-3

GEORGIA-ATLANTA

MIAMI LEADS, 1-0

YEAR	DATE	SITE	W/L	SCORE
1953	3/27	Coral Gables, Fla.	W	9-5

Coral Gables: Miami leads, 1-0

GLASSBORO STATE

MIAMI STATE LEADS, 2-1

YEAR	DATE	SITE	W/L	SCORE
1978	3/28	Coral Gables, Fla.	W	7-6
1979	3/28	Coral Gables, Fla.	L	1-3
1979	3/29	Coral Gables, Fla.	W	9-4

Coral Gables: Miami leads, 2-1

HARVARD

MIAMI LEADS, 8-1

YEAR	DATE	SITE	W/L	SCORE
1974	6/7#	Omaha, Neb.	W	4-1
1997	3/27	Coral Gables, Fla.	W	10-2
1997	3/28	Coral Gables, Fla.	W	22-4
1997	3/29	Coral Gables, Fla.	L	6-9
1998	3/27	Coral Gables, Fla.	W	7-0
1998	3/28	Coral Gables, Fla.	W	13-0
1998	3/29	Coral Gables, Fla.	W	9-2
2000	3/30	Coral Gables, Fla.	W	6-0
2003	3/26	Homestead, Fla.	W	10-9

Coral Gables: Miami leads, 6-1

Neutral Site: Miami leads, 2-0

HAVANA

MIAMI LEADS, 2-0

YEAR	DATE	SITE	W/L	SCORE
1951	5/11	Coral Gables, Fla.	W	10-1
1951	5/12	Coral Gables, Fla.	W	11-1

Coral Gables: Miami leads, 2-0

HAWAII

MIAMI LEADS, 3-2

YEAR	DATE	SITE	W/L	SCORE
1980	6/3#	Omaha, Neb.	L	3-9
1997	1/16	Honolulu, Hawaii	L	2-3
1997	1/17	Honolulu, Hawaii	W	14-7
1997	1/18	Honolulu, Hawaii	W	10-7
1997	1/19	Honolulu, Hawaii	W	13-11

Honolulu: Miami leads, 3-1

Neutral Site: Hawaii leads, 1-0

HIGH POINT

MIAMI LEADS, 3-0

YEAR	DATE	SITE	W/L	SCORE
2005	2/4	Coral Gables, Fla.	W	12-5
2005	2/5	Coral Gables, Fla.	W	7-6 (10)
2005	2/6	Coral Gables, Fla.	W	10-1

Coral Gables: Miami leads, 3-0

HOFSTRA

MIAMI LEADS, 2-1

YEAR	DATE	SITE	W/L	SCORE
2011	5/6	Coral Gables, Fla.	W	16-4
2011	5/7	Coral Gables, Fla.	W	9-3
2011	5/8	Coral Gables, Fla.	L	0-5

Coral Gables: Miami leads, 2-1

HONDURAS

MIAMI LEADS, 3-0

YEAR	DATE	SITE	W/L	SCORE
1970	3/1	Coral Gables, Fla.	W	3-1
1970	3/2	Coral Gables, Fla.	W	3-2
1970	3/3	Coral Gables, Fla.	W	13-2

Coral Gables: Miami leads, 3-0

HOUSTON

HOUSTON LEADS, 1-0

YEAR	DATE	SITE	W/L	SCORE
2002	3/3	Fullerton, Calif.	L	6-8

Neutral Site: Houston leads, 1-0

HOWARD

MIAMI LEADS, 2-0

YEAR	DATE	SITE	W/L	SCORE
1978	3/27	Coral Gables, Fla.	W	12-2
1979	4/8	Coral Gables, Fla.	W	10-4

Coral Gables: Miami leads, 2-0

ILLINOIS

MIAMI LEADS, 15-3

YEAR	DATE	SITE	W/L	SCORE
1992	3/10	Coral Gables, Fla.	L	5-14
1992	3/11	Coral Gables, Fla.	W	7-1
1993	2/12	Coral Gables, Fla.	W	8-3
1993	2/13	Coral Gables, Fla.	W	4-3 (13)
1993	2/14	Coral Gables, Fla.	L	4-6
1994	3/5	Coral Gables, Fla.	W	7-1
1994	3/6	Coral Gables, Fla.	W	6-2
1995	3/3	Coral Gables, Fla.	W	4-2
1995	3/4	Coral Gables, Fla.	W	16-0
1995	3/5	Coral Gables, Fla.	L	4-7
1996	3/1	Coral Gables, Fla.	W	14-10
1996	3/2	Coral Gables, Fla.	W	10-0
1996	3/3	Coral Gables, Fla.	W	6-4
1997	3/14	Coral Gables, Fla.	W	5-2
1997	3/15	Coral Gables, Fla.	W	12-1
1997	3/16	Coral Gables, Fla.	W	3-2
1998	3/6	Coral Gables, Fla.	W	15-1
1998	3/8	Coral Gables, Fla.	W	12-7

Coral Gables: Miami leads, 15-3

ILLINOIS STATE

MIAMI LEADS, 6-2

YEAR	DATE	SITE	W/L	SCORE
1992	3/13	Coral Gables, Fla.	W	10-2
1992	3/14	Coral Gables, Fla.	W	3-0
1997	3/12	Coral Gables, Fla.	W	17-3
2011	3/8	Coral Gables, Fla.	W	5-4 (11)
2011	3/9	Coral Gables, Fla.	L	2-9
2012	3/3	Coral Gables, Fla.	W	11-6
2013	3/12	Coral Gables, Fla.	L	6-17
2013	3/13	Coral Gables, Fla.	W	9-2

Coral Gables: Miami leads, 6-2

ILLINOIS-CHICAGO

MIAMI LEADS, 5-0

YEAR	DATE	SITE	W/L	SCORE
1983	3/23	Coral Gables, Fla.	W	5-3
1983	3/24	Coral Gables, Fla.	W	17-3



SERIES RESULTS

YEAR	DATE	SITE	W/L	SCORE
2004	3/19	Coral Gables, Fla.	W	6-3
2004	3/20	Coral Gables, Fla.	W	6-4
2004	3/21	Coral Gables, Fla.	W	13-1

Coral Gables: Miami leads, 5-0

INDIANA

MIAMI LEADS, 6-0

YEAR	DATE	SITE	W/L	SCORE
1974	3/11	Coral Gables, Fla.	W	7-4
1974	3/12	Coral Gables, Fla.	W	4-2
1974	3/12	Coral Gables, Fla.	W	7-6
2006	3/3	Coral Gables, Fla.	W	4-0
2006	3/4	Coral Gables, Fla.	W	7-2
2006	3/5	Coral Gables, Fla.	W	6-2

Coral Gables: Miami leads, 6-0

INDIANA STATE

MIAMI LEADS, 5-0

YEAR	DATE	SITE	W/L	SCORE
1980	3/12	Coral Gables, Fla.	W	2-0
1980	3/15	Coral Gables, Fla.	W	3-1
1981	3/10	Coral Gables, Fla.	W	2-0
1981	3/11	Coral Gables, Fla.	W	16-1
1981	3/12	Coral Gables, Fla.	W	9-4

Coral Gables: Miami leads, 5-0

IONA

MIAMI LEADS, 2-1

YEAR	DATE	SITE	W/L	SCORE
1998	3/18	Coral Gables, Fla.	W	21-4
1999	3/20	Homestead, Fla.	L	3-9
2000	3/15	Coral Gables, Fla.	W	6-1

Coral Gables: Miami leads, 2-0

Neutral Site: Iona leads, 1-0

ITHACA

MIAMI LEADS, 2-0

YEAR	DATE	SITE	W/L	SCORE
1979	3/10	Coral Gables, Fla.	W	11-6
1979	3/11	Coral Gables, Fla.	W	21-0

Coral Gables: Miami leads, 2-0

JACKSONVILLE

MIAMI LEADS, 82-18

YEAR	DATE	SITE	W/L	SCORE
1958	5/2	Coral Gables, Fla.	W	6-5
1958	5/3	Coral Gables, Fla.	W	6-0
1959	3/14	Jacksonville, Fla.	L	1-3
1959	3/14	Jacksonville, Fla.	W	9-2
1960	4/16	Coral Gables, Fla.	W	5-4
1960	4/16	Coral Gables, Fla.	W	7-5
1961	4/26	Jacksonville, Fla.	W	14-4
1961	4/26	Jacksonville, Fla.	W	2-0
1962	4/27	Coral Gables, Fla.	W	11-2
1962	4/28	Coral Gables, Fla.	L	1-8
1962	4/28	Coral Gables, Fla.	W	7-2
1963	5/10	Jacksonville, Fla.	W	8-4 (12)
1963	5/11	Jacksonville, Fla.	W	11-3
1963	5/11	Jacksonville, Fla.	W	7-3
1964	4/3	Coral Gables, Fla.	W	7-5
1964	4/4	Coral Gables, Fla.	W	5-1
1964	4/4	Coral Gables, Fla.	W	8-3
1965	4/16	Jacksonville, Fla.	W	9-4
1965	4/17	Jacksonville, Fla.	W	5-0
1965	4/17	Jacksonville, Fla.	W	3-2
1966	4/20	Coral Gables, Fla.	L	6-9 (14)

YEAR	DATE	SITE	W/L	SCORE
1966	4/21	Coral Gables, Fla.	W	2-1
1972	2/25	Coral Gables, Fla.	L	5-8
1972	2/26	Coral Gables, Fla.	W	8-3
1973	2/23	Coral Gables, Fla.	W	4-3 (14)
1973	2/24	Coral Gables, Fla.	W	9-8
1973	5/4	Jacksonville, Fla.	L	3-4
1973	5/5	Jacksonville, Fla.	W	15-3
1974	2/22	Coral Gables, Fla.	W	3-2
1974	2/23	Coral Gables, Fla.	W	9-8
1975	2/28	Coral Gables, Fla.	W	1-0 (10)
1975	3/1	Coral Gables, Fla.	W	19-1
1975	5/6	Jacksonville, Fla.	W	5-2
1975	5/7	Jacksonville, Fla.	W	1-0
1976	4/22	Jacksonville, Fla.	W	7-4
1976	4/23	Jacksonville, Fla.	L	0-2
1977	4/2	Coral Gables, Fla.	W	11-3
1977	4/3	Coral Gables, Fla.	L	3-6
1978	3/3	Coral Gables, Fla.	W	7-5
1978	3/4	Coral Gables, Fla.	W	3-1
1978	5/11	Jacksonville, Fla.	L	3-6
1978	5/12	Jacksonville, Fla.	W	7-6
1979	3/7	Jacksonville, Fla.	L	0-6
1979	4/2	Coral Gables, Fla.	W	22-14
1979	4/3	Coral Gables, Fla.	W	5-0
1979	4/3	Coral Gables, Fla.	W	14-5
1980	2/18	Jacksonville, Fla.	W	5-1
1980	2/19	Jacksonville, Fla.	L	6-7
1980	2/19	Jacksonville, Fla.	W	4-0
1980	3/29	Coral Gables, Fla.	W	8-5
1980	3/30	Coral Gables, Fla.	W	12-5
1980	3/31	Coral Gables, Fla.	W	14-2
1981	4/3	Coral Gables, Fla.	W	1-0
1981	4/4	Coral Gables, Fla.	W	4-0
1981	4/4	Coral Gables, Fla.	W	9-6
1986	4/17	Coral Gables, Fla.	W	11-6
1986	4/18	Coral Gables, Fla.	W	10-3
1986	4/19	Coral Gables, Fla.	W	12-1
1993	3/5	Coral Gables, Fla.	W	7-5
1993	3/6	Coral Gables, Fla.	L	2-4
1993	3/7	Coral Gables, Fla.	W	8-6
1994	3/25	Jacksonville, Fla.	L	2-5
1994	3/26	Jacksonville, Fla.	W	5-3
1994	3/27	Jacksonville, Fla.	W	8-6
1995	4/29	Coral Gables, Fla.	W	5-0
1995	4/30	Coral Gables, Fla.	W	12-4
1995	5/1	Coral Gables, Fla.	W	7-4
1996	5/10	Jacksonville, Fla.	W	9-1
1996	5/11	Jacksonville, Fla.	W	15-5
1996	5/12	Jacksonville, Fla.	W	16-2
1997	5/9	Coral Gables, Fla.	W	12-1
1997	5/10	Coral Gables, Fla.	L	14-23
1997	5/11	Coral Gables, Fla.	W	10-1
1998	5/8	Jacksonville, Fla.	W	14-8
1998	5/9	Jacksonville, Fla.	L	8-14
1998	5/10	Jacksonville, Fla.	W	14-6
1999	5/7	Coral Gables, Fla.	W	2-0
1999	5/8	Coral Gables, Fla.	W	12-9
2000	5/12	Jacksonville, Fla.	W	4-2
2000	5/13	Jacksonville, Fla.	W	14-6
2000	5/14	Jacksonville, Fla.	L	7-8
2001	5/4	Coral Gables, Fla.	W	2-3
2001	5/5	Coral Gables, Fla.	W	13-3
2001	5/6	Coral Gables, Fla.	W	6-2
2002	5/17	Coral Gables, Fla.	L	9-11
2002	5/18	Coral Gables, Fla.	W	8-4
2002	5/19	Coral Gables, Fla.	W	10-6
2003	5/9	Jacksonville, Fla.	W	12-2
2003	5/10	Jacksonville, Fla.	L	8-11
2003	5/11	Jacksonville, Fla.	L	4-5
2004	5/7	Coral Gables, Fla.	W	6-4
2004	5/8	Coral Gables, Fla.	W	12-4
2004	5/9	Coral Gables, Fla.	W	7-4
2005	5/6	Coral Gables, Fla.	W	4-2
2005	5/7	Coral Gables, Fla.	W	15-2
2005	5/8	Coral Gables, Fla.	W	6-5
2009	5/29+	Gainesville, Fla.	W	9-4
2009	5/31+	Gainesville, Fla.	W	4-0
2013	6/3+	Gainesville, Fla.	W	7-2
2013	6/5+	Gainesville, Fla.	W	6-3

Coral Gables: Miami leads, 52-7

Jacksonville: Miami leads, 26-11

Neutral Site: Miami leads, 4-0

JACKSONVILLE N.A.S.

MIAMI LEADS, 4-2

YEAR	DATE	SITE	W/L	SCORE
1946	4/26	Coral Gables, Fla.	L	7-13
1946	4/27	Coral Gables, Fla.	L	4-6
1948	4/13	Coral Gables, Fla.	W	9-3
1948	4/14	Coral Gables, Fla.	W	9-7
1949	5/18	Coral Gables, Fla.	W	4-3
1949	5/19	Coral Gables, Fla.	W	7-6 (10)

Coral Gables: Miami leads, 4-2

JAMES MADISON

MIAMI LEADS, 8-0

YEAR	DATE	SITE	W/L	SCORE
1979	3/5	Coral Gables, Fla.	W	20-8
1980	5/26+	Coral Gables, Fla.	W	10-3
1985	3/10	Coral Gables, Fla.	W	3-2
1987	4/24	Norfolk, Va.	W	4-3
1988	5/28+	Coral Gables, Fla.	W	18-8
1999	2/19	Coral Gables, Fla.	W	13-1
1999	2/20	Coral Gables, Fla.	W	12-3
1999	2/21	Coral Gables, Fla.	W	14-2

Coral Gables: Miami leads, 7-0

Neutral Site: Miami leads, 1-0

KANSAS STATE

MIAMI LEADS, 1-0

YEAR	DATE	SITE	W/L	SCORE
2002	2/23	Homestead, Fla.	W	11-4

Neutral Site: Miami leads, 1-0

KENT

MIAMI LEADS, 2-0

YEAR	DATE	SITE	W/L	SCORE
1994	5/28+	Coral Gables, Fla.	W	4-1
2007	6/2+	Columbia, Mo.	W	8-7

Coral Gables: Miami leads, 1-0

Neutral Site: Miami leads, 1-0

LAFAYETTE

MIAMI LEADS, 2-0

YEAR	DATE	SITE	W/L	SCORE
1972	3/28	Coral Gables, Fla.	W	9-0
1972	3/31	Coral Gables, Fla.	W	9-0 (F)

Coral Gables: Miami leads, 2-0

LAMAR

MIAMI LEADS, 4-0

YEAR	DATE	SITE	W/L	SCORE
1976	5/29+	Arlington, Texas	W	6-0
1980	2/9	Coral Gables, Fla.	W	9-1
1980	2/10	Coral Gables, Fla.	W	11-5
1980	2/11	Coral Gables, Fla.	W	21-1

Coral Gables: Miami leads, 3-0

Neutral Site: Miami leads, 1-0

SERIES RESULTS

LA SALLE

MIAMI LEADS, 3-1

YEAR	DATE	SITE	W/L	SCORE
1966	4/2	Coral Gables, Fla.	L	1-2
1966	4/4	Coral Gables, Fla.	W	4-3
2004	2/28	Homestead, Fla.	W	17-0
2007	3/7	Coral Gables, Fla.	W	7-2

Coral Gables: Miami leads, 2-1

Neutral Site: Miami leads, 1-0

LEHIGH

MIAMI LEADS, 1-0

YEAR	DATE	SITE	W/L	SCORE
2008	3/4	Coral Gables, Fla.	W	9-2

Coral Gables: Miami leads, 1-0

LEWIS

MIAMI LEADS, 2-0

YEAR	DATE	SITE	W/L	SCORE
1982	3/17	Coral Gables, Fla.	W	10-4
1982	3/20	Coral Gables, Fla.	W	9-2

Coral Gables: Miami leads, 1-0

LIBERTY

MIAMI LEADS, 1-0

YEAR	DATE	SITE	W/L	SCORE
1997	3/19	Coral Gables, Fla.	W	6-0

Coral Gables: Miami leads, 1-0

LONG BEACH STATE

MIAMI LEADS, 16-8

YEAR	DATE	SITE	W/L	SCORE
1993	2/19	Coral Gables, Fla.	W	7-3
1993	2/20	Coral Gables, Fla.	L	2-4
1993	2/21	Coral Gables, Fla.	L	8-10
1995	5/18	Long Beach, Calif.	L	1-4
1995	5/19	Long Beach, Calif.	W	6-4
1995	5/20	Long Beach, Calif.	W	3-2
1996	5/24+	Austin, Texas	W	5-2
1998	5/29#	Omaha, Neb.	W	3-1
1998	6/2#	Omaha, Neb.	L	3-6
1999	5/20	Long Beach, Calif.	L	0-12
1999	5/21	Long Beach, Calif.	W	9-7
1999	5/22	Long Beach, Calif.	W	8-6
2000	4/28	Coral Gables, Fla.	W	6-3
2000	4/29	Coral Gables, Fla.	W	12-2
2000	4/30	Coral Gables, Fla.	L	4-6
2002	4/19	Coral Gables, Fla.	W	9-6
2002	4/20	Coral Gables, Fla.	W	10-6
2002	4/21	Coral Gables, Fla.	L	1-10
2003	5/22	Long Beach, Calif.	W	6-4
2003	5/23	Long Beach, Calif.	W	3-2
2003	5/24	Long Beach, Calif.	L	3-9
2004	5/27	Coral Gables, Fla.	W	8-5
2004	5/28	Coral Gables, Fla.	W	7-3
2004	5/29	Coral Gables, Fla.	W	7-6

Coral Gables: Miami leads, 8-4

Long Beach: Miami leads, 6-3

Neutral Site: Miami leads, 2-1

LONG ISLAND

MIAMI LEADS, 1-0

YEAR	DATE	SITE	W/L	SCORE
1979	3/26	Coral Gables, Fla.	W	12-5

Coral Gables: Miami leads, 1-0

LSU

MIAMI LEADS, 12-7

YEAR	DATE	SITE	W/L	SCORE
1972	4/5	New Orleans, La.	W	3-0
1975	3/21	Coral Gables, Fla.	L	1-3
1975	3/22	Coral Gables, Fla.	W	9-2
1975	3/23	Coral Gables, Fla.	W	13-0
1975	5/24+	Starkville, Miss.	W	8-1
1977	3/7	Baton Rouge, La.	L	1-4
1977	3/8	Baton Rouge, La.	W	6-4
1977	3/9	New Orleans, La.	L	0-1
1977	3/10	New Orleans, La.	W	2-1
1984	4/20	Coral Gables, Fla.	W	14-0
1984	4/21	Coral Gables, Fla.	W	6-5
1984	4/22	Coral Gables, Fla.	L	9-10
1986	6/5#	Omaha, Neb.	W	4-3
1987	2/20	New Orleans, La.	W	7-2
1989	6/3#	Omaha, Neb.	W	5-2
1989	6/6#	Omaha, Neb.	L	3-6
1991	3/1	New Orleans, La.	L	3-4
1996	6/8#	Omaha, Neb.	L	8-9
2004	6/19#	Omaha, Neb.	W	9-5

Coral Gables: Miami leads, 4-2

Baton Rouge: Tied, 1-1

Neutral Site: Miami leads, 7-4

LOUISVILLE

LOUISVILLE LEADS, 3-1

YEAR	DATE	SITE	W/L	SCORE
2006	2/15	Coral Gables, Fla.	W	13-4
2007	6/1+	Columbia, Mo.	L	7-13
2007	6/3+	Columbia, Mo.	L	7-8
2013	6/1+	Louisville, Ky.	L	4-6

Coral Gables: Miami leads, 1-0

Louisville: Louisville leads, 1-0

Neutral Site: Louisville leads, 2-0

LOYOLA (MD)

TIED, 1-1

YEAR	DATE	SITE	W/L	SCORE
1972	4/6	New Orleans, La.	L	3-4 (11)
1972	4/7	New Orleans, La.	W	8-3

Neutral Site: Tied, 1-1

LYNN

MIAMI LEADS, 4-0

YEAR	DATE	SITE	W/L	SCORE
1989	4/25	Coral Gables, Fla.	W	5-3
1996	5/1	Coral Gables, Fla.	W	12-4
1998	2/17	Coral Gables, Fla.	W	18-3
2000	1/26	Coral Gables, Fla.	W	5-4

Coral Gables: Miami leads, 4-0

MAINE

MIAMI LEADS, 61-12

YEAR	DATE	SITE	W/L	SCORE
1976	4/1	Coral Gables, Fla.	W	3-1
1976	4/2	Coral Gables, Fla.	W	8-2
1976	4/3	Coral Gables, Fla.	W	7-5
1977	3/22	Coral Gables, Fla.	W	8-1
1977	3/25	Coral Gables, Fla.	W	6-1
1977	3/27	Coral Gables, Fla.	W	8-7
1981	3/17	Coral Gables, Fla.	W	11-4
1981	3/20	Coral Gables, Fla.	W	15-10
1981	3/22	Coral Gables, Fla.	W	15-9
1981	3/25	Coral Gables, Fla.	W	3-2
1981	5/31#	Omaha, Neb.	W	6-1
1982	6/4#	Omaha, Neb.	W	7-2
1982	6/11#	Omaha, Neb.	W	10-4

1983	3/15	Coral Gables, Fla.	W	14-5
1983	3/18	Coral Gables, Fla.	W	7-5
1983	3/20	Coral Gables, Fla.	W	7-3
1983	3/22	Coral Gables, Fla.	W	6-1
1984	5/6	Orono, Maine	L	1-3
1984	5/6	Orono, Maine	L	0-5
1984	6/3#	Omaha, Neb.	W	13-7
1985	3/8	Coral Gables, Fla.	W	10-1
1985	3/9	Coral Gables, Fla.	W	9-3
1985	3/20	Coral Gables, Fla.	W	5-3
1985	3/23	Coral Gables, Fla.	W	9-4
1985	3/24	Coral Gables, Fla.	L	2-3 (10)
1986	3/7	Coral Gables, Fla.	W	7-6
1986	3/17	Coral Gables, Fla.	W	2-1
1986	3/19	Coral Gables, Fla.	W	9-3
1986	3/22	Coral Gables, Fla.	W	6-2
1986	3/23	Coral Gables, Fla.	L	6-8
1986	5/12	Orono, Maine	W	9-6
1986	5/13	Old Orchard, Maine	L	6-9
1986	5/14	Old Orchard, Maine	W	9-1
1987	3/7	Coral Gables, Fla.	W	14-6
1987	3/8	Coral Gables, Fla.	L	9-10
1987	3/11	Coral Gables, Fla.	W	9-4
1987	3/18	Coral Gables, Fla.	W	5-0
1987	3/23	Coral Gables, Fla.	W	10-4
1988	3/4	Coral Gables, Fla.	W	13-1
1988	3/5	Coral Gables, Fla.	W	10-1
1988	3/18	Coral Gables, Fla.	L	3-6
1988	3/20	Coral Gables, Fla.	W	6-5 (10)
1988	3/20	Coral Gables, Fla.	W	3-2
1988	5/13	Orono, Maine	W	8-1
1988	5/14	Old Orchard, Maine	W	11-3
1988	5/15	Old Orchard, Maine	L	5-6 (13)
1988	5/16	Orono, Maine	W	13-5
1989	3/17	Coral Gables, Fla.	W	8-1
1989	3/18	Coral Gables, Fla.	W	2-0
1989	3/19	Coral Gables, Fla.	L	3-4
1990	5/11	Orono, Maine	L	1-4
1990	5/12	Orono, Maine	L	5-9
1990	5/14	Orono, Maine	L	0-4
1990	5/14	Orono, Maine	W	6-4 (7)
1991	3/13	Coral Gables, Fla.	W	2-1
1991	3/15	Coral Gables, Fla.	W	5-3
1991	3/16	Coral Gables, Fla.	W	9-0
1991	3/17	Coral Gables, Fla.	W	7-0
1992	5/8	Orono, Maine	W	5-1
1992	5/9	Orono, Maine	W	8-7 (10)
1992	5/10	Orono, Maine	W	5-1
1993	3/19	Coral Gables, Fla.	W	6-5
1993	3/20	Coral Gables, Fla.	W	11-10
1995	3/17	Coral Gables, Fla.	W	10-0
1995	3/18	Coral Gables, Fla.	W	12-6
1995	3/19	Coral Gables, Fla.	W	10-3
1996	3/15	Coral Gables, Fla.	W	17-4
1996	3/16	Coral Gables, Fla.	W	10-3
1996	3/17	Coral Gables, Fla.	W	15-3
2004	3/4	Coral Gables, Fla.	W	9-3
2007	3/13	Coral Gables, Fla.	W	4-2
2008	3/12	Coral Gables, Fla.	W	7-5
2013	3/5	Coral Gables, Fla.	W	6-2

Coral Gables: Miami leads, 48-5

Orono: Miami leads, 7-5

Neutral Site: Miami leads, 6-2

MANHATTAN

MIAMI LEADS, 5-1

YEAR	DATE	SITE	W/L	SCORE
2006	3/15	Coral Gables, Fla.	W	12-2
2006	6/3+	Lincoln, Neb.	W	8-2
2006	6/4+	Lincoln, Neb.	W	10-4
2010	2/26	Coral Gables, Fla.	W	7-3
2010	2/27	Coral Gables, Fla.	W	18-1
2010	2/28	Coral Gables, Fla.	L	7-12

Coral Gables: Miami leads, 3-1

Neutral Site: Miami leads, 2-0



SERIES RESULTS

MARIST

MIAMI LEADS, 1-0

YEAR	DATE	SITE	W/L	SCORE
1999	3/19	Homestead, Fla.	W	15-1

Neutral Site: Miami leads, 1-0

MARSHALL

MIAMI LEADS, 4-0

YEAR	DATE	SITE	W/L	SCORE
1978	5/21+	Coral Gables, Fla.	W	6-0
1978	5/22+	Coral Gables, Fla.	W	5-1
1979	2/16	Coral Gables, Fla.	W	7-5
1979	2/17	Coral Gables, Fla.	W	8-3

Coral Gables: Miami leads, 4-0

MARYLAND

MIAMI LEADS, 15-6

YEAR	DATE	SITE	W/L	SCORE
2005	4/29	Coral Gables, Fla.	W	4-3
2005	4/30	Coral Gables, Fla.	W	12-8
2005	5/1	Coral Gables, Fla.	L	9-11
2006	3/24	College Park, Md.	W	10-2
2006	3/25	College Park, Md.	L	4-5
2006	3/26	College Park, Md.	W	3-1
2007	3/16	Coral Gables, Fla.	W	13-3
2007	3/17	Coral Gables, Fla.	W	4-3
2007	3/18	Coral Gables, Fla.	L	4-5
2010	4/30	Coral Gables, Fla.	W	5-1
2010	5/1	Coral Gables, Fla.	W	6-4
2010	5/2	Coral Gables, Fla.	W	9-1
2011	4/15	College Park, Md.	W	10-4
2011	4/17	College Park, Md.	L	2-10
2011	4/17	College Park, Md.	W	5-2
2012	3/23	Coral Gables, Fla.	W	4-1
2012	3/24	Coral Gables, Fla.	W	9-1
2012	3/25	Coral Gables, Fla.	L	4-6
2013	4/12	College Park, Md.	W	1-0 (13)
2013	4/13	College Park, Md.	W	5-3
2013	4/14	College Park, Md.	L	2-7

Coral Gables: Miami leads, 9-3

College Park: Miami leads, 6-3

UMBC

MIAMI LEADS, 2-0

YEAR	DATE	SITE	W/L	SCORE
1992	5/22+	Coral Gables, Fla.	W	3-1
2009	3/18	Coral Gables, Fla.	W	11-1

Coral Gables: Miami leads, 2-0

MASSACHUSETTS

MIAMI LEADS, 6-1

YEAR	DATE	SITE	W/L	SCORE
1976	3/22	Coral Gables, Fla.	W	10-1
1976	3/25	Coral Gables, Fla.	W	18-6
1977	3/21	Coral Gables, Fla.	W	4-3 (10)
1977	3/24	Coral Gables, Fla.	L	2-3 (11)
1978	3/22	Coral Gables, Fla.	W	3-0
1978	3/25	Coral Gables, Fla.	W	19-4
1995	5/26+	Coral Gables, Fla.	W	3-1

Coral Gables: Miami leads, 6-1

McNEESE STATE

MIAMI LEADS, 1-0

YEAR	DATE	SITE	W/L	SCORE
1988	3/30	Coral Gables, Fla.	W	19-1

Coral Gables: Miami leads, 1-0

MEMPHIS

MIAMI LEADS, 2-0

YEAR	DATE	SITE	W/L	SCORE
1974	3/13	Coral Gables, Fla.	W	9-3
1974	3/14	Coral Gables, Fla.	W	5-2

Coral Gables: Miami leads, 2-0

MERCER

MIAMI LEADS, 27-3

YEAR	DATE	SITE	W/L	SCORE
1967	4/19	Macon, Ga.	W	5-2 (14)
1975	3/14	Coral Gables, Fla.	W	11-0
1975	3/18	Coral Gables, Fla.	L	2-6
1976	3/17	Coral Gables, Fla.	W	4-1
1976	3/18	Coral Gables, Fla.	W	5-4
1976	3/19	Coral Gables, Fla.	W	11-3
1978	4/14	Atlanta, Ga.	W	8-1
1978	4/14	Atlanta, Ga.	W	8-4
1980	5/8	Macon, Ga.	W	9-2
1980	5/9	Macon, Ga.	W	8-2
1980	5/10	Macon, Ga.	W	4-3
1982	2/22	Coral Gables, Fla.	W	15-8
1982	2/23	Coral Gables, Fla.	W	10-2
1982	2/24	Coral Gables, Fla.	W	9-0 (F)
1983	2/28	Coral Gables, Fla.	W	11-10
1983	3/1	Coral Gables, Fla.	W	13-6
1983	3/2	Coral Gables, Fla.	W	7-4
1985	3/18	Coral Gables, Fla.	W	14-2
1985	3/23	Coral Gables, Fla.	W	5-1
1988	2/5	Coral Gables, Fla.	W	9-0
1988	2/6	Coral Gables, Fla.	W	17-7
1988	2/7	Coral Gables, Fla.	W	24-1 (7)
1989	5/12	Coral Gables, Fla.	W	12-3
1989	5/13	Coral Gables, Fla.	W	9-4
1989	5/14	Coral Gables, Fla.	W	10-3
1995	5/5	Coral Gables, Fla.	W	11-5
1995	5/6	Coral Gables, Fla.	W	8-2
1995	5/7	Coral Gables, Fla.	W	6-1
2007	2/2	Coral Gables, Fla.	L	5-6
2008	2/3	Coral Gables, Fla.	L	5-8

Coral Gables: Miami leads, 22-3

Macon: Miami leads, 3-0

Neutral Site: Miami leads, 2-0

MIAMI (OH)

MIAMI (OH) LEADS, 4-3

YEAR	DATE	SITE	W/L	SCORE
1977	3/14	Coral Gables, Fla.	L	4-7
1977	3/17	Coral Gables, Fla.	L	4-5
1978	3/18	Coral Gables, Fla.	L	4-7
1980	3/19	Coral Gables, Fla.	W	7-2
1981	3/16	Coral Gables, Fla.	L	1-4
1981	3/19	Coral Gables, Fla.	W	6-0
2012	3/7	Coral Gables, Fla.	W	4-3

Coral Gables: Miami (OH) leads, 4-3

MICHIGAN

MIAMI LEADS, 9-2-1

YEAR	DATE	SITE	W/L	SCORE
1958		Coral Gables, Fla.	L	4-5 (11)
1980	6/2#	Omaha, Neb.	W	3-2
1981	3/24	Coral Gables, Fla.	W	3-2 (10)
1981	3/27	Coral Gables, Fla.	W	12-3
1981	3/28	Coral Gables, Fla.	W	10-3
1986	4/4	Minneapolis, Minn.	W	10-5 (7)
1986	4/6	Minneapolis, Minn.	L	5-7 (10)
1993	2/24	Coral Gables, Fla.	W	4-3
1993	2/25	Coral Gables, Fla.	W	8-1
2000	3/17	Coral Gables, Fla.	W	12-5

YEAR	DATE	SITE	W/L	SCORE
2000	3/18	Coral Gables, Fla.	W	10-3
2000	3/19	Coral Gables, Fla.	T	6-6 (10)

Coral Gables: Miami leads, 2-1

Neutral Site: Miami leads, 7-1-1

MICHIGAN STATE

MIAMI LEADS, 41-18-2

YEAR	DATE	SITE	W/L	SCORE
1965	3/22	Coral Gables, Fla.	L	1-2
1965	3/23	Coral Gables, Fla.	W	2-1
1965	3/24	Coral Gables, Fla.	L	2-13
1966	3/23	Coral Gables, Fla.	W	6-2
1966	3/24	Coral Gables, Fla.	T	6-6
1967	3/20	Coral Gables, Fla.	L	3-11
1967	3/22	Coral Gables, Fla.	W	5-1
1967	3/25	Coral Gables, Fla.	W	2-1
1967	4/1	Coral Gables, Fla.	W	
1968	3/19	Coral Gables, Fla.	W	5-1
1968	3/23	Coral Gables, Fla.	W	7-4
1968	3/26	Coral Gables, Fla.	W	4-3
1968	3/30	Coral Gables, Fla.	W	2-1
1969	3/17	Coral Gables, Fla.	W	11-0
1969	3/18	Coral Gables, Fla.	W	8-7
1969	3/22	Coral Gables, Fla.	W	3-0
1969	3/28	Coral Gables, Fla.	L	3-4 (11)
1970	3/26	Coral Gables, Fla.	L	1-3
1970	4/1	Coral Gables, Fla.	T	6-6 (10)
1970	4/3	Coral Gables, Fla.	L	6-11
1970	4/4	Coral Gables, Fla.	L	3-5
1971	3/22	Coral Gables, Fla.	L	2-10
1971	3/27	Coral Gables, Fla.	L	0-4
1971	3/31	Coral Gables, Fla.	L	0-6
1971	4/1	Coral Gables, Fla.	W	4-2
1972	3/22	Coral Gables, Fla.	W	6-5 (10)
1972	3/25	Coral Gables, Fla.	W	3-2 (10)
1972	3/29	Coral Gables, Fla.	L	1-6
1972	4/1	Coral Gables, Fla.	W	6-0
1973	3/21	Coral Gables, Fla.	W	15-2
1973	3/22	Coral Gables, Fla.	W	8-1
1973	3/28	Coral Gables, Fla.	L	1-2
1973	3/31	Coral Gables, Fla.	L	6-13
1974	3/23	Coral Gables, Fla.	W	4-1
1974	3/27	Coral Gables, Fla.	W	10-3
1974	3/30	Coral Gables, Fla.	W	13-3
1975	3/15	Coral Gables, Fla.	W	4-2
1975	3/18	Coral Gables, Fla.	W	14-1
1975	3/19	Coral Gables, Fla.	W	6-1
1976	3/20	Coral Gables, Fla.	W	6-2
1976	3/24	Coral Gables, Fla.	W	6-5
1976	3/27	Coral Gables, Fla.	W	9-6
1976	3/29	Coral Gables, Fla.	W	10-0
1976	3/29	Coral Gables, Fla.	W	9-3
1976	3/30	Coral Gables, Fla.	W	13-3
1984	3/21	Coral Gables, Fla.	W	9-7
1984	3/23	Coral Gables, Fla.	W	5-3
1985	3/19	Coral Gables, Fla.	W	11-3
1985	3/22	Coral Gables, Fla.	W	18-5 (7)
1985	3/27	Coral Gables, Fla.	W	6-3
1985	3/29	Coral Gables, Fla.	W	5-1
1985	3/30	Coral Gables, Fla.	L	6-7
1986	3/27	Coral Gables, Fla.	L	2-3
1987	3/25	Coral Gables, Fla.	W	6-3
1988	3/25	Coral Gables, Fla.	L	6-7
1988	3/26	Coral Gables, Fla.	L	4-5
1988	3/27	Coral Gables, Fla.	W	10-8 (10)
1989	3/27	Coral Gables, Fla.	W	7-5
1996	3/6	Coral Gables, Fla.	W	10-3
2000	3/8	Coral Gables, Fla.	L	11-13
2006	3/8	Coral Gables, Fla.	W	9-4

Coral Gables: Miami leads, 41-18-2

MIDDLE TENNESSEE

MIAMI LEADS, 4-0

YEAR	DATE	SITE	W/L	SCORE
1973	3/13	Coral Gables, Fla.	W	11-7



SERIES RESULTS

YEAR	DATE	SITE	W/L	SCORE
1973	3/15	Coral Gables, Fla.	W	8-0
1973	3/16	Coral Gables, Fla.	W	6-3
1981	5/22+	Coral Gables, Fla.	W	2-0

Coral Gables: Miami leads, 4-0

MINNESOTA

MIAMI LEADS, 15-3

YEAR	DATE	SITE	W/L	SCORE
1981	5/21+	Coral Gables, Fla.	W	12-0
1986	4/5	Minneapolis, Minn.	L	3-7
1989	3/3	Coral Gables, Fla.	W	5-4
1989	3/4	Coral Gables, Fla.	W	13-4
1989	3/5	Coral Gables, Fla.	W	7-6
1990	3/31	Minneapolis, Minn.	W	3-0 (7)
1991	3/19	Coral Gables, Fla.	W	5-0
1991	3/20	Coral Gables, Fla.	L	0-9
1991	3/24	Coral Gables, Fla.	W	10-2
1994	2/25	Coral Gables, Fla.	W	14-4
1994	2/26	Coral Gables, Fla.	L	0-2
1994	2/27	Coral Gables, Fla.	W	5-2
1994	5/29+	Coral Gables, Fla.	W	11-3
2001	3/3	Minneapolis, Minn.	W	10-1
2002	2/15	Coral Gables, Fla.	W	10-4
2002	2/16	Coral Gables, Fla.	W	21-17
2002	2/17	Coral Gables, Fla.	W	7-6
2004	2/29	Coral Gables, Fla.	W	9-2

Coral Gables: Miami leads, 13-2

Minneapolis: Miami leads, 2-1

MISSISSIPPI

MIAMI LEADS, 4-1

YEAR	DATE	SITE	W/L	SCORE
1977	5/21+	Coral Gables, Fla.	W	5-2
2006	6/10\$	Oxford, Miss.	L	9-11
2006	6/11	Oxford, Miss.	W	7-0
2006	6/12	Oxford, Miss.	W	14-9
2008	6/1+	Coral Gables, Fla.	W	11-2

Coral Gables: Miami leads, 2-0

Oxford: Miami leads, 2-1

MISSISSIPPI STATE

MIAMI LEADS, 3-1

YEAR	DATE	SITE	W/L	SCORE
1971	5/28+	Gastonia, N.C.	L	3-7
1985	6/8#	Omaha, Neb.	W	6-5
2005	6/4+	Coral Gables, Fla.	W	4-1
2005	6/5+	Coral Gables, Fla.	W	10-4

Coral Gables: Miami leads, 2-0

Neutral Site: Tied, 1-1

MISSOURI

MIAMI LEADS, 1-0

YEAR	DATE	SITE	W/L	SCORE
2008	5/31+	Coral Gables, Fla.	W	6-5

Coral Gables: Miami leads, 1-0

MISSOURI STATE

MIAMI LEADS, 2-1

YEAR	DATE	SITE	W/L	SCORE
1996	5/26+	Austin, Texas	W	8-2
2003	6/17\$	Omaha, Neb.	W	7-5
2012	6/2+	Coral Gables, Fla.	L	2-12

Coral Gables: Missouri State leads, 1-0

Neutral Site: Miami leads, 2-0

MONTCLAIR STATE

MIAMI LEADS, 3-0

YEAR	DATE	SITE	W/L	SCORE
1974	3/25	Coral Gables, Fla.	W	12-3
1974	3/28	Coral Gables, Fla.	W	12-3
1983	3/21	Coral Gables, Fla.	W	11-2

Coral Gables: Miami leads, 3-0

MOREHEAD STATE

MIAMI LEADS, 1-0

YEAR	DATE	SITE	W/L	SCORE
1977	5/20+	Coral Gables, Fla.	W	6-1

Coral Gables: Miami leads, 1-0

MOUNT ST. MARY'S

MIAMI LEADS, 1-0

YEAR	DATE	SITE	W/L	SCORE
2009	3/4	Coral Gables, Fla.	W	14-3

Coral Gables: Miami leads, 1-0

MURRAY STATE

MIAMI LEADS, 1-0

YEAR	DATE	SITE	W/L	SCORE
1975	5/24+	Starkville, Miss.	W	8-7

Neutral Site: Miami leads, 1-0

NAVY

MIAMI LEADS, 1-0

YEAR	DATE	SITE	W/L	SCORE
1988	3/8	Coral Gables, Fla.	W	9-2

Coral Gables: Miami leads, 1-0

NEBRASKA

NEBRASKA LEADS, 2-0

YEAR	DATE	SITE	W/L	SCORE
2005	6/10\$	Lincoln, Neb.	L	1-3
2005	6/11\$	Lincoln, Neb.	L	3-6

Lincoln: Nebraska leads, 2-0

NEW HAMPSHIRE

TIED, 1-1

YEAR	DATE	SITE	W/L	SCORE
1972	3/17	Coral Gables, Fla.	L	4-10
1972	3/18	Coral Gables, Fla.	W	9-3

Coral Gables: Miami leads, 2-0

NJIT

MIAMI LEADS, 1-0

YEAR	DATE	SITE	W/L	SCORE
2008	3/19	Coral Gables, Fla.	W	13-1

Coral Gables: Miami leads, 1-0

NEW ORLEANS

MIAMI LEADS, 16-9

YEAR	DATE	SITE	W/L	SCORE
1982	2/26	Coral Gables, Fla.	W	9-6

YEAR	DATE	SITE	W/L	SCORE
1982	2/27	Coral Gables, Fla.	L	4-5
1982	2/28	Coral Gables, Fla.	L	6-10
1983	4/28	Coral Gables, Fla.	W	11-5
1983	4/29	Coral Gables, Fla.	L	0-2
1983	4/30	Coral Gables, Fla.	W	9-5
1983	5/1	Coral Gables, Fla.	W	5-4
1983	5/10	New Orleans, La.	L	2-3
1983	5/11	New Orleans, La.	W	6-5
1984	3/1	Coral Gables, Fla.	W	2-0
1984	3/2	Coral Gables, Fla.	L	2-5
1984	3/3	Coral Gables, Fla.	L	9-15
1984	3/4	Coral Gables, Fla.	W	9-3
1985	2/28	Coral Gables, Fla.	W	8-6
1985	3/1	Coral Gables, Fla.	W	10-0
1985	3/2	Coral Gables, Fla.	W	8-3
1985	3/3	Coral Gables, Fla.	W	5-3
1987	4/14	Coral Gables, Fla.	W	9-4
1987	4/15	Coral Gables, Fla.	W	7-5
1987	5/17	Coral Gables, Fla.	L	3-6
1987	5/18	Coral Gables, Fla.	L	5-6
1987	2/21	New Orleans, La.	L	4-5 (10)
1990	4/10	Coral Gables, Fla.	W	5-3
1990	4/11	Coral Gables, Fla.	W	4-2
1991	3/2	New Orleans, La.	W	12-3

Coral Gables: Miami leads, 14-7

New Orleans: Tied, 2-2

NEW YORK TECH

MIAMI LEADS, 13-0

YEAR	DATE	SITE	W/L	SCORE
1978	3/15	Coral Gables, Fla.	W	7-1
1978	3/15	Coral Gables, Fla.	W	6-5
1999	3/26	Coral Gables, Fla.	W	12-3
1999	3/27	Coral Gables, Fla.	W	20-0
2000	5/19	Coral Gables, Fla.	W	6-1
2000	5/20	Coral Gables, Fla.	W	9-8
2000	5/21	Coral Gables, Fla.	W	17-3
2001	5/18	Coral Gables, Fla.	W	17-5
2001	5/19	Coral Gables, Fla.	W	14-7
2001	5/20	Coral Gables, Fla.	W	11-1
2002	5/24	Coral Gables, Fla.	W	16-1
2002	5/25	Coral Gables, Fla.	W	4-2
2002	5/26	Coral Gables, Fla.	W	11-5

Coral Gables: Miami leads, 13-0

NEW YORK UNIVERSITY

MIAMI LEADS, 2-0

YEAR	DATE	SITE	W/L	SCORE
1966	3/21	Coral Gables, Fla.	W	12-0
1966	3/22	Coral Gables, Fla.	W	16-2

Coral Gables: Miami leads, 2-0

NEWBERRY

TIED, 1-1

YEAR	DATE	SITE	W/L	SCORE
1940			W	13-12
1948	4/8	Newberry, S.C.	L	7-13

Newberry: Newberry leads, 1-0

NIAGARA

MIAMI LEADS, 1-0

YEAR	DATE	SITE	W/L	SCORE
1988	4/5	Coral Gables, Fla.	W	15-2

Coral Gables: Miami leads, 1-0



SERIES RESULTS

NORTH CAROLINA

MIAMI LEADS, 30-24-1

YEAR	DATE	SITE	W/L	SCORE
1976	3/8	Coral Gables, Fla.	W	10-2
1976	3/9	Coral Gables, Fla.	W	2-1 (10)
1976	3/9	Coral Gables, Fla.	W	2-1
1976	3/10	Coral Gables, Fla.	L	4-6
1982	2/19	Coral Gables, Fla.	W	17-4
1982	2/20	Coral Gables, Fla.	L	5-6
1982	2/1	Coral Gables, Fla.	W	14-4
1987	5/8	Chapel Hill, N.C.	L	3-4
1987	5/9	Chapel Hill, N.C.	W	9-4
1987	5/10	Chapel Hill, N.C.	W	10-2
1993	5/22	Chapel Hill, N.C.	L	1-3
1995	2/10	Kissimmee, Fla.	W	12-1
1995	5/28+	Coral Gables, Fla.	W	8-4
1998	3/20	Coral Gables, Fla.	W	1-0
1998	3/21	Coral Gables, Fla.	W	8-2
1998	3/22	Coral Gables, Fla.	W	4-2
1998	5/22+	Coral Gables, Fla.	L	5-6
1998	5/24+	Coral Gables, Fla.	W	7-4
2000	1/30	Orlando, Fla.	L	0-9
2002	4/26	Chapel Hill, N.C.	L	4-5
2002	4/27	Chapel Hill, N.C.	W	4-3
2002	4/28	Chapel Hill, N.C.	L	4-5
2004	5/14	Coral Gables, Fla.	L	1-4
2004	5/15	Coral Gables, Fla.	W	4-3
2004	5/16	Coral Gables, Fla.	L	0-2
2005	4/15	Chapel Hill, N.C.	W	17-7
2005	4/16	Chapel Hill, N.C.	W	18-9
2005	4/17	Chapel Hill, N.C.	T	7-7 (10)
2006	4/7	Coral Gables, Fla.	L	7-8
2006	4/8	Coral Gables, Fla.	W	9-7
2006	4/9	Coral Gables, Fla.	L	6-8
2007	3/9	Chapel Hill, N.C.	L	5-7
2007	3/10	Chapel Hill, N.C.	L	1-3
2007	3/11	Chapel Hill, N.C.	L	7-11
2008	5/15	Coral Gables, Fla.	W	12-2
2008	5/16	Coral Gables, Fla.	L	6-10
2008	5/17	Coral Gables, Fla.	L	11-12
2009	4/17	Chapel Hill, N.C.	L	0-3
2009	4/18	Chapel Hill, N.C.	L	4-5 (10)
2009	4/19	Chapel Hill, N.C.	L	1-4
2010	4/16	Coral Gables, Fla.	W	7-5
2010	4/17	Coral Gables, Fla.	W	11-1
2010	4/18	Coral Gables, Fla.	W	8-7 (8)
2011	4/23	Chapel Hill, N.C.	W	13-6 (10)
2011	4/24	Chapel Hill, N.C.	W	5-3
2011	4/25	Chapel Hill, N.C.	L	1-8
2011	5/26%	Durham, N.C.	W	7-5
2012	4/6	Coral Gables, Fla.	W	8-0
2012	4/7	Coral Gables, Fla.	W	4-3 (14)
2012	4/8	Coral Gables, Fla.	W	4-0
2012	5/24%	Greensboro, N.C.	W	5-3
2013	3/15	Chapel Hill, N.C.	W	4-1
2013	3/16	Chapel Hill, N.C.	L	2-14
2013	3/17	Chapel Hill, N.C.	L	1-4
2013	5/23%	Durham, N.C.	L	10-0 (8)

Coral Gables: Miami leads, 19-9
Chapel Hill: North Carolina leads, 13-8-1
Neutral Site: Miami leads, 3-2

NC STATE

MIAMI LEADS, 27-13

YEAR	DATE	SITE	W/L	SCORE
1989	5/19	Chapel Hill, N.C.	W	7-4
1990	5/28+	Coral Gables, Fla.	W	6-1
1991	3/5	Coral Gables, Fla.	W	11-3
1991	3/6	Coral Gables, Fla.	L	2-4
1992	5/24	Coral Gables, Fla.	W	5-4
1993	5/21	Chapel Hill, N.C.	L	7-14
1999	4/9	Coral Gables, Fla.	W	7-4
1999	4/10	Coral Gables, Fla.	L	9-13
1999	4/11	Coral Gables, Fla.	W	7-6
2000	4/21	Durham, N.C.	W	12-0
2000	4/22	Raleigh, N.C.	W	19-1
2000	4/23	Raleigh, N.C.	L	4-5
2003	6/7§	Coral Gables, Fla.	W	10-9

YEAR	DATE	SITE	W/L	SCORE
2003	6/8§	Coral Gables, Fla.	W	11-5 (11)
2004	6/5+	Coral Gables, Fla.	W	19-5
2005	3/4	Coral Gables, Fla.	W	6-1
2005	3/5	Coral Gables, Fla.	L	5-11
2005	3/6	Coral Gables, Fla.	W	13-7
2005	5/25%	Jacksonville, Fla.	L	1-2
2006	4/28	Raleigh, N.C.	L	2-9
2006	4/29	Raleigh, N.C.	W	9-6
2006	4/30	Raleigh, N.C.	W	12-10
2007	4/13	Coral Gables, Fla.	L	3-5
2007	4/14	Coral Gables, Fla.	W	5-1
2007	4/15	Coral Gables, Fla.	L	9-19
2008	3/14	Raleigh, N.C.	W	12-5
2008	3/15	Raleigh, N.C.	W	2-1
2008	3/16	Raleigh, N.C.	L	10-11
2008	5/24%	Jacksonville, Fla.	W	5-2
2009	3/6	Coral Gables, Fla.	W	7-6 (12)
2009	3/7	Coral Gables, Fla.	W	4-0
2009	3/8	Coral Gables, Fla.	W	9-7
2010	3/26	Raleigh, N.C.	W	6-5
2010	3/27	Raleigh, N.C.	L	6-7 (11)
2010	3/28	Raleigh, N.C.	W	4-0
2011	4/8	Coral Gables, Fla.	W	4-1
2011	4/9	Coral Gables, Fla.	W	14-13 (10)
2011	4/10	Coral Gables, Fla.	W	3-0
2012	3/23%	Greensboro, N.C.	L	2-3
2013	5/24%	Durham, N.C.	L	1-7

Coral Gables: Miami leads, 17-5
Raleigh: Miami leads, 7-4
Neutral Site: NC State leads, 4-3

NORTH FLORIDA

MIAMI LEADS, 4-2

YEAR	DATE	SITE	W/L	SCORE
1990	4/6	Coral Gables, Fla.	W	3-1
1991	4/9	Coral Gables, Fla.	W	8-7
1992	4/15	Coral Gables, Fla.	W	3-2
2007	4/18	Coral Gables, Fla.	L	2-3
2008	5/13	Coral Gables, Fla.	W	5-2
2009	4/28	Coral Gables, Fla.	L	1-10

Coral Gables: Miami leads, 4-2

NORTHEASTERN

MIAMI LEADS, 10-0

YEAR	DATE	SITE	W/L	SCORE
1990	3/28	Coral Gables, Fla.	W	12-1
1991	3/29	Coral Gables, Fla.	W	9-3
1991	3/30	Coral Gables, Fla.	W	17-4 (7)
1991	3/30	Coral Gables, Fla.	W	8-1
1994	3/29	Coral Gables, Fla.	W	2-0
1995	3/29	Coral Gables, Fla.	W	11-4
2001	3/23	Coral Gables, Fla.	W	5-3
2001	3/24	Coral Gables, Fla.	W	5-2
2001	3/25	Coral Gables, Fla.	W	5-3
2005	3/2	Coral Gables, Fla.	W	5-1

Coral Gables: Miami leads, 10-0

NORTHERN IOWA

MIAMI LEADS, 2-0

YEAR	DATE	SITE	W/L	SCORE
1973	3/27	Coral Gables, Fla.	W	17-1
1973	3/30	Coral Gables, Fla.	W	6-4

Coral Gables: Miami leads, 2-0

NORTHWESTERN

MIAMI LEADS, 2-0

YEAR	DATE	SITE	W/L	SCORE
2000	3/22	Coral Gables, Fla.	W	4-2
2002	3/26	Coral Gables, Fla.	W	5-3

Coral Gables: Miami leads, 2-0

NOTRE DAME

MIAMI LEADS, 14-5

YEAR	DATE	SITE	W/L	SCORE
1970	3/30	Coral Gables, Fla.	W	7-3 (7)
1970	3/30	Coral Gables, Fla.	W	6-2 (7)
1989	3/8	Coral Gables, Fla.	L	2-4
1992	3/27	Coral Gables, Fla.	L	1-2
1992	3/28	Coral Gables, Fla.	W	18-6
1992	3/29	Coral Gables, Fla.	W	6-5 (11)
1992	5/23+	Coral Gables, Fla.	L	3-6
1992	5/25+	Coral Gables, Fla.	W	5-1
1994	4/2	South Bend, Ind.	W	19-7
1994	4/2	South Bend, Ind.	W	5-2
1994	4/3	South Bend, Ind.	W	4-2
1995	3/24	Coral Gables, Fla.	W	9-4
1995	3/25	Coral Gables, Fla.	W	12-4
1995	3/26	Coral Gables, Fla.	L	2-5
1998	2/20	Coral Gables, Fla.	W	18-3
1998	2/21	Coral Gables, Fla.	W	27-2
1998	2/22	Coral Gables, Fla.	W	17-3
1999	5/11	South Bend, Ind.	W	5-3
1999	5/12	South Bend, Ind.	L	0-1

Coral Gables: Miami leads, 10-4
South Bend: Miami leads, 4-1

NOVA SOUTHEASTERN

MIAMI LEADS, 4-0

YEAR	DATE	SITE	W/L	SCORE
1990	4/27	Coral Gables, Fla.	W	19-2
1992	4/29	Coral Gables, Fla.	W	12-5
1993	4/21	Coral Gables, Fla.	W	9-4
1996	4/2	Coral Gables, Fla.	W	13-2

Coral Gables: Miami leads, 4-0

OHIO STATE

OHIO STATE LEADS, 15-12-2

YEAR	DATE	SITE	W/L	SCORE
1959	3/21	Coral Gables, Fla.	L	0-4
1961	3/18	Coral Gables, Fla.	W	6-5
1961	3/18	Coral Gables, Fla.	T	2-2
1961	3/21	Coral Gables, Fla.	T	4-4
1961	3/22	Coral Gables, Fla.	L	4-6
1962	3/19	Coral Gables, Fla.	W	4-1
1962	3/20	Coral Gables, Fla.	L	8-12
1962	3/21	Coral Gables, Fla.	W	7-3
1963	3/16	Coral Gables, Fla.	L	3-4 (11)
1964	3/23	Coral Gables, Fla.	L	7-10
1964	3/24	Coral Gables, Fla.	L	4-8
1964	3/25	Coral Gables, Fla.	L	1-3
1964	3/28	Coral Gables, Fla.	L	2-4
1966	3/19	Coral Gables, Fla.	L	3-10
1966	3/19	Coral Gables, Fla.	W	7-6
1966	3/26	Coral Gables, Fla.	L	0-5
1968	3/20	Coral Gables, Fla.	L	1-3
1968	3/22	Coral Gables, Fla.	L	1-3
1970	3/25	Coral Gables, Fla.	L	5-12
1971	3/23	Coral Gables, Fla.	W	7-6
1971	3/26	Coral Gables, Fla.	W	12-2
1972	3/21	Coral Gables, Fla.	W	13-3
1972	3/24	Coral Gables, Fla.	L	4-7
1973	3/19	Coral Gables, Fla.	W	6-5
1973	3/23	Coral Gables, Fla.	W	10-4
1974	3/19	Coral Gables, Fla.	W	16-1
1974	3/22	Coral Gables, Fla.	W	5-0
1999	3/6	Coral Gables, Fla.	W	23-3
2009	3/24	Coral Gables, Fla.	L	1-7

Coral Gables: Ohio State leads, 15-12-2



SERIES RESULTS

OKLAHOMA

OKLAHOMA LEADS, 2-1

YEAR	DATE	SITE	W/L	SCORE
1974	6/10#	Omaha, Neb.	W	5-1
1976	5/28+	Arlington, Texas	L	3-11
1985	4/6	Oklahoma City, Okla.	L	1-7

Neutral Site: Oklahoma leads, 2-1

OKLAHOMA STATE

MIAMI LEADS, 5-4

YEAR	DATE	SITE	W/L	SCORE
1979	3/12	Coral Gables, Fla.	L	1-2
1979	3/15	Coral Gables, Fla.	W	6-0
1980	3/14	Coral Gables, Fla.	W	2-1
1981	6/3#	Omaha, Neb.	L	6-12
1985	6/6#	Omaha, Neb.	W	2-1
1986	5/31#	Omaha, Neb.	W	6-2
2001	2/11	Coral Gables, Fla.	L	3-9
2013	5/31+	Louisville, Ky.	W	7-0
2013	6/2+	Louisville, Ky.	L	1-7

Coral Gables: Tied, 2-2

Neutral Site: Miami leads, 3-2

ORAL ROBERTS

MIAMI LEADS, 9-4

YEAR	DATE	SITE	W/L	SCORE
1978	6/5#	Omaha, Neb.	W	5-3
1984	5/14	Tulsa, Okla.	W	13-4
1984	5/15	Tulsa, Okla.	L	3-4
1997	5/15	Coral Gables, Fla.	W	20-3
1997	5/16	Coral Gables, Fla.	W	7-3
1997	5/17	Coral Gables, Fla.	W	7-3
2003	4/4	Coral Gables, Fla.	W	8-5
2003	4/5	Coral Gables, Fla.	L	1-18
2003	4/6	Coral Gables, Fla.	W	11-8
2005	3/31	Coral Gables, Fla.	W	1-0
2005	4/1	Coral Gables, Fla.	W	17-6
2005	4/2	Coral Gables, Fla.	L	3-4
2005	4/3	Coral Gables, Fla.	L	8-12

Coral Gables: Miami leads, 7-3

Tulsa: Tied, 1-1

Neutral Site: Miami leads, 1-0

OREGON STATE

TIED, 1-1

YEAR	DATE	SITE	W/L	SCORE
2006	6/17#	Omaha, Neb.	W	11-1
2006	6/20#	Omaha, Neb.	L	1-8

Neutral Site: Tied, 1-1

PACE

MIAMI LEADS, 10-0

YEAR	DATE	SITE	W/L	SCORE
1969	4/7	Coral Gables, Fla.	W	11-4
1969	4/11	Coral Gables, Fla.	W	11-4
1969	4/12	Coral Gables, Fla.	W	3-1
1971	4/16	Coral Gables, Fla.	W	9-1
1989	3/15	Coral Gables, Fla.	W	6-3
1992	3/15	Coral Gables, Fla.	W	12-0
1994	3/9	Coral Gables, Fla.	W	8-2
2003	5/2	Coral Gables, Fla.	W	27-1
2003	5/3	Coral Gables, Fla.	W	23-1
2003	5/4	Coral Gables, Fla.	W	20-2

Coral Gables: Miami leads, 10-0

PENN STATE

MIAMI LEADS, 7-0

YEAR	DATE	SITE	W/L	SCORE
1970	3/23	Coral Gables, Fla.	W	5-4
1971	3/29	Coral Gables, Fla.	W	10-1
1971	4/1	Coral Gables, Fla.	W	6-5
2004	3/27	Coral Gables, Fla.	W	6-1
2004	3/27	Coral Gables, Fla.	W	1-0
2004	3/28	Coral Gables, Fla.	W	11-3
2008	3/11	Coral Gables, Fla.	W	10-0

Coral Gables: Miami leads, 7-0

PENNSYLVANIA

MIAMI LEADS, 1-0

YEAR	DATE	SITE	W/L	SCORE
1991	3/14	Coral Gables, Fla.	W	9-3

Coral Gables: Miami leads, 1-0

PEPPERDINE

PEPPERDINE LEADS, 1-0

YEAR	DATE	SITE	W/L	SCORE
1979	6/2#	Omaha, Neb.	L	3-9

Neutral Site: Pepperdine leads, 1-0

PITTSBURGH

MIAMI LEADS, 6-0

YEAR	DATE	SITE	W/L	SCORE
1969	3/25	Coral Gables, Fla.	W	8-2
1969	3/26	Coral Gables, Fla.	W	8-2
1969	3/30	Coral Gables, Fla.	W	3-1
2001	3/7	Coral Gables, Fla.	W	6-2
2005	3/8	Coral Gables, Fla.	W	3-0
2009	3/11	Coral Gables, Fla.	W	11-6

Coral Gables: Miami leads, 6-0

PORTLAND

MIAMI LEADS, 1-0

YEAR	DATE	SITE	W/L	SCORE
1991	5/23+	Fresno, Calif.	W	13-1

Neutral Site: Miami leads, 1-0

PRINCETON

MIAMI LEADS, 4-0

YEAR	DATE	SITE	W/L	SCORE
1985	5/24+	Coral Gables, Fla.	W	22-6
1999	3/12	Coral Gables, Fla.	W	16-1
1999	3/13	Coral Gables, Fla.	W	16-1
1999	3/14	Coral Gables, Fla.	W	15-6

Coral Gables: Miami leads, 4-0

PROVIDENCE

MIAMI LEADS, 1-0

YEAR	DATE	SITE	W/L	SCORE
1992	3/5	Coral Gables, Fla.	W	4-0

Coral Gables: Miami leads, 1-0

PURDUE

MIAMI LEADS, 1-0

YEAR	DATE	SITE	W/L	SCORE
1988	3/6	Coral Gables, Fla.	W	8-7

Coral Gables: Miami leads, 1-0

RHODE ISLAND

RHODE ISLAND LEADS, 1-0

YEAR	DATE	SITE	W/L	SCORE
2009	3/3	Coral Gables, Fla.	L	0-3

Coral Gables: Rhode Island leads, 1-0

RICE

MIAMI LEADS, 5-2

YEAR	DATE	SITE	W/L	SCORE
1985	3/5	Coral Gables, Fla.	W	7-3
1985	3/6	Coral Gables, Fla.	W	11-3
1993	5/7	Coral Gables, Fla.	W	6-5
1993	5/8	Coral Gables, Fla.	W	13-5
1993	5/9	Coral Gables, Fla.	L	2-3
1999	6/11#	Omaha, Neb.	W	8-4
2006	6/19#	Omaha, Neb.	L	2-3

Coral Gables: Miami leads, 4-1

Neutral Site: Tied, 1-1

RICHMOND

MIAMI LEADS, 1-0

YEAR	DATE	SITE	W/L	SCORE
1997	5/22+	Coral Gables, Fla.	W	11-4

Coral Gables: Miami leads, 1-0

RIDER

MIAMI LEADS, 1-0

YEAR	DATE	SITE	W/L	SCORE
1994	5/27+	Coral Gables, Fla.	W	17-4

Coral Gables: Miami leads, 1-0

ROLLINS

ROLLINS LEADS, 51-36

YEAR	DATE	SITE	W/L	SCORE
1940			L	2-16
1940			L	5-13
1947	4/11	Winter Park, Fla.	L	2-4
1947	5/3	Coral Gables, Fla.	W	6-3
1947	5/3	Coral Gables, Fla.	W	9-8
1948	4/2	Winter Park, Fla.	L	3-4
1948	4/3	Winter Park, Fla.	L	4-8
1948	4/30	Coral Gables, Fla.	L	6-8 (10)
1948	5/1	Coral Gables, Fla.	L	1-2
1949	4/15	Winter Park, Fla.	L	1-13
1949	4/16	Winter Park, Fla.	L	0-3
1949	5/6	Coral Gables, Fla.	L	0-2
1949	5/7	Coral Gables, Fla.	W	5-4
1950	4/14	Coral Gables, Fla.	W	4-0
1950	4/15	Coral Gables, Fla.	L	1-6
1950	5/5	Winter Park, Fla.	L	8-10
1950	5/6	Winter Park, Fla.	L	1-7
1951	3/30	Coral Gables, Fla.	W	5-4
1951	3/31	Coral Gables, Fla.	W	4-3
1951	4/27	Winter Park, Fla.	W	5-2
1951	4/29	Winter Park, Fla.	W	7-6
1952	4/25	Winter Park, Fla.	L	1-4
1952	4/26	Winter Park, Fla.	W	7-1
1952	4/28	Coral Gables, Fla.	W	7-6
1952	4/29	Coral Gables, Fla.	L	1-2



SERIES RESULTS

YEAR	DATE	SITE	W/L	SCORE	YEAR	DATE	SITE	W/L	SCORE
1953	4/17	Coral Gables, Fla.	L	0-9	1987	3/17	Coral Gables, Fla.	L	7-12
1953	4/18	Coral Gables, Fla.	W	9-8	1988	3/22	Coral Gables, Fla.	W	4-2
1953	4/24	Winter Park, Fla.	W	10-9	1988	3/23	Coral Gables, Fla.	W	8-2
1953	4/25	Winter Park, Fla.	L	1-3	1989	3/24	Coral Gables, Fla.	W	16-8
1954	4/9	Winter Park, Fla.	L	7-8	1989	3/25	Coral Gables, Fla.	W	7-4
1954	4/10	Winter Park, Fla.	L	1-6	1990	3/16	Coral Gables, Fla.	W	6-2
1954	5/7	Coral Gables, Fla.	W	4-2	1990	3/17	Coral Gables, Fla.	W	6-3
1954	5/8	Coral Gables, Fla.	L	3-6	1991	3/22	Coral Gables, Fla.	W	5-2
1955	4/22	Winter Park, Fla.	L	2-11	1991	3/23	Coral Gables, Fla.	W	20-4
1955	4/23	Winter Park, Fla.	L	5-12	1992	3/17	Coral Gables, Fla.	W	10-0
1955	5/6	Coral Gables, Fla.	L	3-8	1992	3/19	Coral Gables, Fla.	W	14-7
1955	5/7	Coral Gables, Fla.	L	2-8	1993	3/16	Coral Gables, Fla.	W	11-4
1956	4/16	Coral Gables, Fla.	L	1-6	1994	3/15	Coral Gables, Fla.	W	14-5
1956	4/21	Winter Park, Fla.	L	4-7	1994	3/16	Coral Gables, Fla.	W	7-6
1957	4/12	Coral Gables, Fla.	L	4-6	1995	3/10	Coral Gables, Fla.	W	12-5
1957	4/13	Coral Gables, Fla.	W	8-6	1995	3/11	Coral Gables, Fla.	W	8-0
1958	4/11	Winter Park, Fla.	W	13-3	1995	3/12	Coral Gables, Fla.	W	11-4
1959	4/10	Coral Gables, Fla.	L	2-3	1996	3/8	Coral Gables, Fla.	L	4-5
1959	4/11	Coral Gables, Fla.	W	13-2	1996	3/9	Coral Gables, Fla.	W	12-3
1959	4/24	Winter Park, Fla.	L	0-4	1998	3/13	Coral Gables, Fla.	W	9-4
1959	4/25	Winter Park, Fla.	W	12-7	1998	3/14	Coral Gables, Fla.	W	10-2
1960	3/18	Coral Gables, Fla.	L	1-2	1998	3/15	Coral Gables, Fla.	W	18-6
1960	3/19	Coral Gables, Fla.	W	7-1	2000	3/10	Coral Gables, Fla.	W	6-5
1960	4/13	Winter Park, Fla.	W	13-4	2000	3/11	Coral Gables, Fla.	L	6-11
1960	4/14	Winter Park, Fla.	W	7-2	2000	3/12	Coral Gables, Fla.	W	5-3
1961	3/16	Coral Gables, Fla.	W	8-3	2001	3/9	Coral Gables, Fla.	L	4-6 (11)
1961	3/17	Coral Gables, Fla.	W	5-4	2001	3/10	Coral Gables, Fla.	W	13-2
1961	4/12	Winter Park, Fla.	L	2-7	2001	3/11	Coral Gables, Fla.	L	6-9
1961	4/13	Winter Park, Fla.	L	3-4 (13)	2002	3/15	Coral Gables, Fla.	L	3-4
1962	4/20	Coral Gables, Fla.	L	3-7	2002	3/16	Coral Gables, Fla.	W	8-3
1962	4/21	Coral Gables, Fla.	W	1-0	2002	3/17	Coral Gables, Fla.	L	5-9
1962	4/21	Coral Gables, Fla.	L	0-2	2003	3/14	Coral Gables, Fla.	W	15-5
1963	4/26	Winter Park, Fla.	L	2-4	2003	3/16	Coral Gables, Fla.	L	7-8
1963	4/27	Winter Park, Fla.	L	1-3	2004	3/12	Coral Gables, Fla.	W	12-2
1963	4/27	Winter Park, Fla.	L	2-3	2004	3/13	Coral Gables, Fla.	W	10-5
1964	5/1	Coral Gables, Fla.	L	8-9	2004	3/14	Coral Gables, Fla.	W	6-5
1964	5/2	Coral Gables, Fla.	W	3-1	2005	3/16	Coral Gables, Fla.	W	13-2
1964	5/2	Coral Gables, Fla.	L	1-12	2007	3/14	Coral Gables, Fla.	W	4-1
1965	4/9	Winter Park, Fla.	L	2-7	2009	2/20	Coral Gables, Fla.	W	6-1
1965	4/10	Winter Park, Fla.	L	2-3	2009	2/21	Coral Gables, Fla.	W	4-2
1965	4/10	Winter Park, Fla.	W	6-3	2009	2/21	Coral Gables, Fla.	L	4-5
1966	5/6	Coral Gables, Fla.	W	7-0	2009	2/22	Coral Gables, Fla.	W	18-9
1966	5/7	Coral Gables, Fla.	W	3-2	2010	2/19	Coral Gables, Fla.	W	12-1
1967	5/5	Winter Park, Fla.	L	5-6	2010	2/20	Coral Gables, Fla.	W	10-8
1967	5/6	Winter Park, Fla.	L	5-10	2010	2/21	Coral Gables, Fla.	W	9-7
1968	5/3	Coral Gables, Fla.	W	6-5	2011	2/18	Coral Gables, Fla.	W	2-1 (11)
1968	5/4	Coral Gables, Fla.	W	4-2	2011	2/19	Coral Gables, Fla.	L	5-6 (10)
1969	5/2	Winter Park, Fla.	W	5-0 (7)	2011	2/20	Coral Gables, Fla.	W	5-3
1969	5/3	Winter Park, Fla.	L	1-3 (7)	2012	2/17	Coral Gables, Fla.	W	6-2
1970	5/1	Coral Gables, Fla.	L	0-2	2012	2/18	Coral Gables, Fla.	W	4-1
1970	5/2	Coral Gables, Fla.	L	2-8	2012	2/19	Coral Gables, Fla.	W	9-7
1971	5/7	Winter Park, Fla.	W	8-7	2013	2/16	Coral Gables, Fla.	W	5-4
1971	5/8	Winter Park, Fla.	L	0-5	2013	2/16	Coral Gables, Fla.	W	4-1 (7)
1972	4/3	Coral Gables, Fla.	W	5-4 (10)	2013	2/17	Coral Gables, Fla.	W	7-0
1972	4/3	Coral Gables, Fla.	L	3-10					
1973	5/7	Winter Park, Fla.	W	6-4					
1973	5/8	Winter Park, Fla.	W	6-2					
1974	4/12	Coral Gables, Fla.	W	9-6					
1974	4/13	Coral Gables, Fla.	L	4-8					
1975	5/8	Winter Park, Fla.	L	5-6					
1992	4/5	Coral Gables, Fla.	W	9-1					
1994	4/5	Coral Gables, Fla.	L	2-4					

Coral Gables: Miami leads, 23-22
Winter Park: Rollins leads, 27-13

RUTGERS

MIAMI LEADS, 52-12

YEAR	DATE	SITE	W/L	SCORE
1967	3/18	Coral Gables, Fla.	W	3-2
1967	3/18	Coral Gables, Fla.	W	2-1
1967	3/21	Coral Gables, Fla.	L	2-6
1968	3/18	Coral Gables, Fla.	L	2-4
1970	3/24	Coral Gables, Fla.	W	2-0
1971	3/24	Coral Gables, Fla.	W	11-5
1971	3/25	Coral Gables, Fla.	W	14-8
1984	3/18	Coral Gables, Fla.	W	11-4
1985	3/17	Coral Gables, Fla.	W	9-3 (7)
1986	3/18	Coral Gables, Fla.	W	7-6

SAN DIEGO STATE

MIAMI LEADS, 4-0

YEAR	DATE	SITE	W/L	SCORE
2001	3/2	Minneapolis, Minn.	W	8-6
2003	2/21	Coral Gables, Fla.	W	6-3
2003	2/22	Coral Gables, Fla.	W	4-1
2003	2/23	Coral Gables, Fla.	W	6-3

Coral Gables: Miami leads, 3-0
Neutral Site: Miami leads, 1-0

SAN FRANCISCO

MIAMI LEADS, 1-0

YEAR	DATE	SITE	W/L	SCORE
2006	6/2+	Lincoln, Neb.	W	11-2

Neutral Site: Miami leads, 1-0

SAVANNAH STATE

MIAMI LEADS, 7-0

YEAR	DATE	SITE	W/L	SCORE
2001	4/6	Coral Gables, Fla.	W	13-4
2001	4/7	Coral Gables, Fla.	W	7-2
2001	4/8	Coral Gables, Fla.	W	16-5
2003	5/16	Coral Gables, Fla.	W	12-7
2003	5/17	Coral Gables, Fla.	W	11-2
2003	5/17	Coral Gables, Fla.	W	6-4
2003	5/18	Coral Gables, Fla.	W	11-3

Coral Gables: Miami leads, 7-0

SETON HALL

MIAMI LEADS, 21-4

YEAR	DATE	SITE	W/L	SCORE
1974	3/18	Coral Gables, Fla.	W	4-3 (10)
1974	3/20	Coral Gables, Fla.	W	6-2
1976	3/23	Coral Gables, Fla.	W	9-3
1976	3/26	Coral Gables, Fla.	W	5-1
1977	3/18	Coral Gables, Fla.	W	16-5
1982	2/11	Coral Gables, Fla.	W	3-1
1982	2/12	Coral Gables, Fla.	L	13-14
1982	2/15	Coral Gables, Fla.	W	7-2
1983	2/17	Coral Gables, Fla.	W	11-4
1983	2/18	Coral Gables, Fla.	W	8-4
1984	2/16	Coral Gables, Fla.	L	2-5
1984	2/19	Coral Gables, Fla.	W	15-2
1985	2/18	Coral Gables, Fla.	W	9-4
1986	2/16	Coral Gables, Fla.	W	5-1
1986	2/17	Coral Gables, Fla.	W	5-0
1987	2/15	Coral Gables, Fla.	L	5-11
1988	2/14	Coral Gables, Fla.	W	9-4
1989	2/19	Coral Gables, Fla.	W	11-2
1989	2/20	Coral Gables, Fla.	L	1-5
1990	2/2	Coral Gables, Fla.	W	7-0
1990	2/3	Coral Gables, Fla.	W	17-3
1990	2/4	Coral Gables, Fla.	W	8-2
1992	2/7	Coral Gables, Fla.	W	14-2
1992	2/8	Coral Gables, Fla.	W	25-3
1992	2/9	Coral Gables, Fla.	W	4-1

Coral Gables: Miami leads, 21-4

SOUTH ALABAMA

MIAMI LEADS, 15-8

YEAR	DATE	SITE	W/L	SCORE
1973	5/24+	Starkville, Miss.	W	5-3
1980	2/29	Coral Gables, Fla.	W	2-0
1980	3/1	Coral Gables, Fla.	L	4-7
1980	3/2	Coral Gables, Fla.	W	7-1
1980	5/25+	Coral Gables, Fla.	W	15-6
1981	5/13	Mobile, Ala.	W	3-0
1981	5/14	Mobile, Ala.	W	4-1
1981	5/15	Mobile, Ala.	W	5-2
1982	4/22	Coral Gables, Fla.	W	7-2
1983	5/6	Mobile, Ala.	L	0-10
1983	5/7	Mobile, Ala.	L	1-2 (6)
1983	5/8	Mobile, Ala.	W	7-3
1983	5/28+	Tallahassee, Fla.	W	14-5
1984	5/27+	Tallahassee, Fla.	L	4-6
1984	5/28+	Tallahassee, Fla.	W	10-2
1985	2/1	Coral Gables, Fla.	W	14-5
1985	2/2	Coral Gables, Fla.	W	12-9
1985	2/3	Coral Gables, Fla.	L	5-7
1986	4/9	Mobile, Ala.	L	4-8
1993	5/27+	Baton Rouge, La.	L	3-7
1997	1/31	Coral Gables, Fla.	W	4-2

SERIES RESULTS

YEAR	DATE	SITE	W/L	SCORE
1997	2/1	Coral Gables, Fla.	L	7-9
1997	2/2	Coral Gables, Fla.	W	16-4

Coral Gables: Miami leads, 8-3

Mobile: Miami leads, 4-3

Neutral Site: Miami leads, 3-2

SOUTH CAROLINA

MIAMI LEADS, 24-9

YEAR	DATE	SITE	W/L	SCORE
1974	5/25+	Starkville, Miss.	W	5-0
1974	5/26+	Starkville, Miss.	L	1-3
1974	5/27+	Starkville, Miss.	W	2-1
1979	5/10	Columbia, S.C.	W	9-0
1979	5/11	Columbia, S.C.	W	9-0 (F)
1979	5/13	Columbia, S.C.	W	3-1
1979	5/14	Columbia, S.C.	W	6-1
1980	4/2	Coral Gables, Fla.	W	9-0
1980	4/3	Coral Gables, Fla.	W	5-0
1980	4/4	Coral Gables, Fla.	L	5-15
1980	4/5	Coral Gables, Fla.	L	1-8
1982	3/12	Coral Gables, Fla.	W	2-1
1982	3/13	Coral Gables, Fla.	W	4-3 (12)
1982	3/14	Coral Gables, Fla.	W	8-6
1982	3/15	Coral Gables, Fla.	W	4-3
1982	4/14	Columbia, S.C.	W	11-3
1982	4/15	Columbia, S.C.	W	12-8
1982	4/16	Columbia, S.C.	L	2-6
1982	4/17	Columbia, S.C.	W	19-3 (8)
1983	5/13	Coral Gables, Fla.	L	3-4
1983	5/14	Coral Gables, Fla.	W	9-7
1983	5/15	Coral Gables, Fla.	W	6-5 (10)
1984	3/9	Coral Gables, Fla.	L	9-14
1984	3/10	Coral Gables, Fla.	W	6-3
1984	3/11	Coral Gables, Fla.	W	13-11
1986	5/24+	Coral Gables, Fla.	W	7-5
1988	5/29+	Coral Gables, Fla.	W	10-3
1992	5/24+	Coral Gables, Fla.	W	17-2
1998	5/23+	Coral Gables, Fla.	W	14-2
2002	6/7§	Columbia, S.C.	L	7-10
2002	6/8§	Columbia, S.C.	W	5-2
2002	6/9§	Columbia, S.C.	L	4-6
2004	6/22#	Omaha, Neb.	L	11-15

Coral Gables: Miami leads, 14-4

Columbia: Miami leads, 8-3

Neutral Site: Tied, 2-2

USC

MIAMI LEADS, 8-5

YEAR	DATE	SITE	W/L	SCORE
1974	6/12#	Omaha, Neb.	W	7-3
1974	6/15#	Omaha, Neb.	L	3-7
1978	6/2#	Omaha, Neb.	L	3-9
1981	2/6	Coral Gables, Fla.	W	7-6
1981	2/7	Coral Gables, Fla.	W	6-3
1981	2/8	Coral Gables, Fla.	W	10-9 (13)
1985	4/5	Oklahoma City, Okla.	W	11-1
1985	4/7	Oklahoma City, Okla.	W	8-6
1995	6/2#	Omaha, Neb.	W	15-10
1995	6/7#	Omaha, Neb.	L	5-7
1995	6/9#	Omaha, Neb.	L	3-7
2001	6/11#	Omaha, Neb.	W	4-3
2002	3/1	Fullerton, Calif.	L	10-11

Coral Gables: Miami leads, 3-0

Neutral Site: Tied, 5-5

SOUTHERN ILLINOIS

MIAMI LEADS, 47-10

YEAR	DATE	SITE	W/L	SCORE
1972	3/23	Coral Gables, Fla.	W	6-0
1972	3/26	Coral Gables, Fla.	L	1-7
1973	3/17	Coral Gables, Fla.	W	13-12
1973	3/18	Coral Gables, Fla.	W	12-1

YEAR	DATE	SITE	W/L	SCORE
1974	3/26	Coral Gables, Fla.	W	6-1
1974	3/29	Coral Gables, Fla.	W	6-1
1974	6/13#	Omaha, Neb.	L	3-4
1976	3/13	Coral Gables, Fla.	W	13-0
1976	3/14	Coral Gables, Fla.	W	19-3
1976	3/15	Coral Gables, Fla.	L	2-9
1976	3/16	Coral Gables, Fla.	W	9-6
1977	3/19	Coral Gables, Fla.	W	13-7
1977	3/23	Coral Gables, Fla.	L	4-7
1977	3/26	Coral Gables, Fla.	W	1-0
1978	3/17	Coral Gables, Fla.	L	0-12
1978	3/21	Coral Gables, Fla.	W	3-1
1978	3/24	Coral Gables, Fla.	W	4-2
1979	3/10	Coral Gables, Fla.	W	11-2
1979	3/13	Coral Gables, Fla.	L	0-7
1979	3/16	Coral Gables, Fla.	W	5-3
1980	3/17	Coral Gables, Fla.	W	5-1
1980	3/18	Coral Gables, Fla.	L	2-5
1980	3/20	Coral Gables, Fla.	W	9-4
1980	3/22	Coral Gables, Fla.	W	8-1
1981	3/13	Coral Gables, Fla.	W	5-0
1981	3/14	Coral Gables, Fla.	W	6-4
1981	3/18	Coral Gables, Fla.	W	11-5
1981	3/21	Coral Gables, Fla.	W	7-4
1983	3/12	Coral Gables, Fla.	W	12-3
1983	3/17	Coral Gables, Fla.	L	7-13
1983	3/19	Coral Gables, Fla.	W	9-0
1983	3/19	Coral Gables, Fla.	W	7-3
1984	3/14	Coral Gables, Fla.	W	4-3
1984	3/16	Coral Gables, Fla.	W	10-7
1984	3/17	Coral Gables, Fla.	W	11-7
1985	3/14	Coral Gables, Fla.	W	12-4
1985	3/15	Coral Gables, Fla.	W	2-0
1985	3/16	Coral Gables, Fla.	W	7-6
1986	3/8	Coral Gables, Fla.	W	4-1
1986	3/14	Coral Gables, Fla.	W	5-2
1987	3/13	Coral Gables, Fla.	W	9-4
1987	3/14	Coral Gables, Fla.	W	7-0
1988	3/11	Coral Gables, Fla.	W	7-6
1988	3/12	Coral Gables, Fla.	W	6-5
1989	3/10	Coral Gables, Fla.	W	6-0
1989	3/11	Coral Gables, Fla.	W	10-6
1990	3/9	Coral Gables, Fla.	W	5-1
1990	3/10	Coral Gables, Fla.	L	0-1
1991	3/8	Coral Gables, Fla.	L	1-2
1991	3/9	Coral Gables, Fla.	W	12-0
1992	3/20	Coral Gables, Fla.	W	9-1
1992	3/21	Coral Gables, Fla.	W	5-1
1993	3/18	Coral Gables, Fla.	W	6-2
1994	3/18	Coral Gables, Fla.	W	5-1
1994	3/19	Coral Gables, Fla.	W	12-3
1995	3/14	Coral Gables, Fla.	W	5-4
1995	3/15	Coral Gables, Fla.	W	5-3

Coral Gables: Miami leads, 46-10

Neutral Site: Southern Illinois leads, 1-0

ST. BONAVENTURE

TIED, 1-1

YEAR	DATE	SITE	W/L	SCORE
2004	6/4+	Coral Gables, Fla.	W	6-3
2007	3/6	Coral Gables, Fla.	L	2-5

Coral Gables: Tied, 1-1

ST. FRANCIS BROOKLYN

MIAMI LEADS, 5-0

YEAR	DATE	SITE	W/L	SCORE
1979	3/27	Coral Gables, Fla.	W	10-3
1979	3/28	Coral Gables, Fla.	W	15-5
1988	3/17	Coral Gables, Fla.	W	10-5
1990	2/21	Coral Gables, Fla.	W	10-2
1990	2/25	Coral Gables, Fla.	W	17-1

Coral Gables: Miami leads, 5-0

ST. JOHN'S

MIAMI LEADS, 3-0

YEAR	DATE	SITE	W/L	SCORE
2013	5/3	Coral Gables, Fla.	W	12-3
2013	5/4	Coral Gables, Fla.	W	4-2
2013	5/5	Coral Gables, Fla.	W	6-4

Coral Gables: Miami leads, 3-0

ST. JOSEPH'S

MIAMI LEADS, 19-1

YEAR	DATE	SITE	W/L	SCORE
1972	3/10	Coral Gables, Fla.	L	3-6
1972	3/11	Coral Gables, Fla.	W	7-1
1972	3/11	Coral Gables, Fla.	W	4-3
1972	3/12	Coral Gables, Fla.	W	5-2
1973	3/6	Coral Gables, Fla.	W	9-2
1973	3/7	Coral Gables, Fla.	W	4-3
1974	3/5	Coral Gables, Fla.	W	9-2
1974	3/6	Coral Gables, Fla.	W	5-2
1975	3/2	Coral Gables, Fla.	W	10-7
1975	3/2	Coral Gables, Fla.	W	4-1
1978	3/6	Coral Gables, Fla.	W	11-0
1978	3/7	Coral Gables, Fla.	W	6-4
1979	3/6	Coral Gables, Fla.	W	6-2
1979	3/9	Coral Gables, Fla.	W	8-5
1980	3/4	Coral Gables, Fla.	W	6-0
1980	3/5	Coral Gables, Fla.	W	12-4
1981	3/2	Coral Gables, Fla.	W	14-4
1981	3/3	Coral Gables, Fla.	W	11-0
1981	3/4	Coral Gables, Fla.	W	15-7
2009	3/10	Coral Gables, Fla.	W	11-6

Coral Gables: Miami leads, 19-1

ST. LEO

MIAMI LEADS, 10-1

YEAR	DATE	SITE	W/L	SCORE
1968	4/5	Coral Gables, Fla.	W	8-1
1968	4/6	Coral Gables, Fla.	W	1-0
1968	4/6	Coral Gables, Fla.	W	11-0
1969	4/9	Dade City, Fla.	L	10-11
1977	2/22	Coral Gables, Fla.	W	5-0
1977	2/23	Coral Gables, Fla.	W	6-5
1980	2/26	Coral Gables, Fla.	W	7-2
1980	2/27	Coral Gables, Fla.	W	20-2
1981	4/29	Coral Gables, Fla.	W	14-2
1981	4/30	Coral Gables, Fla.	W	8-1
1983	3/30	Coral Gables, Fla.	W	8-4

Coral Gables: Miami leads, 10-0

Neutral Site: St. Leo leads, 1-0

SAINT MARY'S

MIAMI LEADS, 3-0

YEAR	DATE	SITE	W/L	SCORE
2008	5/2	Coral Gables, Fla.	W	10-6
2008	5/3	Coral Gables, Fla.	W	5-0
2008	5/4	Coral Gables, Fla.	W	15-3

Coral Gables: Miami leads, 3-0

ST. PETER'S

MIAMI LEADS, 1-0

YEAR	DATE	SITE	W/L	SCORE
2003	3/18	Coral Gables, Fla.	W	16-2

Coral Gables: Miami leads, 1-0



SERIES RESULTS

ST. THOMAS

MIAMI LEADS, 22-2

YEAR	DATE	SITE	W/L	SCORE
1985	2/20	Coral Gables, Fla.	L	1-4
1986	3/4	Coral Gables, Fla.	L	9-10
1988	3/1	Coral Gables, Fla.	W	6-2
1989	4/18	Coral Gables, Fla.	W	9-0
1990	4/7	Coral Gables, Fla.	W	13-2
1990	4/18	Coral Gables, Fla.	W	6-2
1991	4/6	Coral Gables, Fla.	W	6-3
1991	4/17	Coral Gables, Fla.	W	4-3 (12)
1992	4/17	Coral Gables, Fla.	W	11-1
1992	4/18	Coral Gables, Fla.	W	4-3 (12)
1992	4/28	Coral Gables, Fla.	W	11-1
1993	4/16	Coral Gables, Fla.	W	7-6 (15)
1993	4/17	Coral Gables, Fla.	W	8-6
1994	4/22	Coral Gables, Fla.	W	8-6
1994	4/23	Coral Gables, Fla.	W	9-4
1996	3/27	Coral Gables, Fla.	W	8-0
1996	4/10	Coral Gables, Fla.	W	15-2
1997	4/9	Coral Gables, Fla.	W	12-2
1998	4/17	Coral Gables, Fla.	W	12-8
1998	4/18	Coral Gables, Fla.	W	22-7
2009	3/17	Coral Gables, Fla.	W	8-0
2010	4/27	Coral Gables, Fla.	W	9-6
2012	3/28	Coral Gables, Fla.	W	11-4
2013	2/26	Coral Gables, Fla.	W	5-4

Coral Gables: Miami leads, 22-2

STANFORD

MIAMI LEADS, 5-3

YEAR	DATE	SITE	W/L	SCORE
1985	6/1#	Omaha, Neb.	W	17-3
1988	4/29	Coral Gables, Fla.	W	9-3
1988	4/30	Coral Gables, Fla.	W	7-3
1998	6/7#	Omaha, Neb.	L	1-2
1990	4/1	Minneapolis, Minn.	W	4-3
1991	5/25+	Fresno, Calif.	L	7-15
2001	6/16#	Omaha, Neb.	W	12-1
2008	6/18#	Omaha, Neb.	L	3-8

Coral Gables: Miami leads, 2-0

Neutral Site: Tied, 3-3

STETSON

MIAMI LEADS, 110-42

YEAR	DATE	SITE	W/L	SCORE
1947	4/24	Miami Beach, Fla.	W	4-1
1947	4/25	Miami Beach, Fla.	L	2-5
1948	4/19	DeLand, Fla.	W	14-3
1948	4/20	DeLand, Fla.	W	3-0
1948	5/11	Coral Gables, Fla.	W	3-2
1949	4/13	DeLand, Fla.	L	4-5
1949	4/14	DeLand, Fla.	L	6-8
1949	4/29	Coral Gables, Fla.	W	3-2
1949	4/30	Coral Gables, Fla.	W	9-3
1950	4/28	Coral Gables, Fla.	W	5-4
1950	4/29	Coral Gables, Fla.	W	10-7
1950	5/3	DeLand, Fla.	L	2-10
1950	5/4	DeLand, Fla.	W	13-7
1951	4/13	Coral Gables, Fla.	L	3-6
1951	4/14	Coral Gables, Fla.	L	3-7
1951	5/2	DeLand, Fla.	L	4-5
1951	5/3	DeLand, Fla.	L	8-13
1952	4/18	Coral Gables, Fla.	W	6-5
1952	4/19	Coral Gables, Fla.	L	4-5
1952	4/23	DeLand, Fla.	L	2-4
1952	4/24	DeLand, Fla.	L	4-6
1953	3/30	Coral Gables, Fla.	W	18-17
1953	3/31	Coral Gables, Fla.	L	0-6
1953	4/22	DeLand, Fla.	L	4-11
1953	4/23	DeLand, Fla.	W	12-0
1954	4/16	Coral Gables, Fla.	W	5-1
1954	4/17	Coral Gables, Fla.	L	3-2
1954	4/30	DeLand, Fla.	L	2-10
1954	5/1	DeLand, Fla.	L	6-8

YEAR	DATE	SITE	W/L	SCORE
1955	4/8	Coral Gables, Fla.	W	6-0
1955	4/20	DeLand, Fla.	L	8-20
1955	4/21	DeLand, Fla.	W	10-6
1956	4/13	Coral Gables, Fla.	W	8-7 (12)
1956	4/14	Coral Gables, Fla.	W	4-3
1956	4/26	DeLand, Fla.	W	3-2
1956	4/26	DeLand, Fla.	W	2-0
1957	3/13	DeLand, Fla.	L	0-6
1957	3/14	DeLand, Fla.	W	5-4
1957	5/10	Coral Gables, Fla.	L	6-11
1957	5/11	Coral Gables, Fla.	W	9-7
1958	3/12	DeLand, Fla.	L	5-7
1958	5/9	Coral Gables, Fla.	W	3-0
1958	5/10	Coral Gables, Fla.	L	1-9
1959	5/8	Coral Gables, Fla.	W	10-3
1959	5/9	Coral Gables, Fla.	W	1-0 (10)
1960	4/11	DeLand, Fla.	W	5-0
1960	4/12	DeLand, Fla.	L	3-6
1960	5/6	Coral Gables, Fla.	W	6-0
1960	5/7	Coral Gables, Fla.	W	8-1
1961	4/14	DeLand, Fla.	L	1-6
1961	4/15	DeLand, Fla.	L	5-6
1961	5/5	Coral Gables, Fla.	W	3-2
1961	5/6	Coral Gables, Fla.	W	4-1
1962	4/13	DeLand, Fla.	W	14-7
1962	4/13	DeLand, Fla.	W	12-8
1962	4/14	DeLand, Fla.	W	7-2
1963	4/19	Coral Gables, Fla.	W	11-2
1963	4/20	Coral Gables, Fla.	W	1-0
1963	4/20	Coral Gables, Fla.	W	7-0
1964	4/24	DeLand, Fla.	W	12-4
1964	4/25	DeLand, Fla.	W	4-1
1964	4/25	DeLand, Fla.	W	13-4
1965	5/7	Coral Gables, Fla.	W	15-1
1965	5/8	Coral Gables, Fla.	W	3-2
1965	5/8	Coral Gables, Fla.	L	6-8
1967	5/8	DeLand, Fla.	W	9-0
1967	5/9	DeLand, Fla.	W	10-5
1968	5/10	Coral Gables, Fla.	W	2-1
1969	4/28	DeLand, Fla.	W	14-9
1969	4/29	DeLand, Fla.	L	5-6 (10)
1970	4/17	Coral Gables, Fla.	W	3-2
1970	4/18	Coral Gables, Fla.	W	3-2
1971	5/10	DeLand, Fla.	L	0-2
1971	5/11	DeLand, Fla.	W	4-3
1972	5/5	Coral Gables, Fla.	W	2-1
1972	5/6	Coral Gables, Fla.	W	7-0
1973	3/9	DeLand, Fla.	W	7-0
1973	3/10	DeLand, Fla.	W	4-0
1973	3/10	DeLand, Fla.	L	2-4
1974	5/10	Coral Gables, Fla.	L	7-9
1974	5/11	Coral Gables, Fla.	W	4-3
1975	3/4	DeLand, Fla.	W	12-5
1975	3/5	DeLand, Fla.	W	5-2
1976	4/30	Coral Gables, Fla.	W	14-1
1976	5/1	Coral Gables, Fla.	W	6-5 (12)
1977	2/18	DeLand, Fla.	L	6-7
1977	2/19	DeLand, Fla.	W	6-0
1978	4/28	Coral Gables, Fla.	W	10-2
1978	4/29	Coral Gables, Fla.	W	5-4 (10)
1979	4/20	DeLand, Fla.	W	12-3
1979	4/20	DeLand, Fla.	W	4-0
1979	4/21	DeLand, Fla.	W	14-10
1980	4/25	Coral Gables, Fla.	W	17-6
1980	4/26	Coral Gables, Fla.	W	11-4
1980	4/27	Coral Gables, Fla.	W	3-2 (10)
1981	4/8	DeLand, Fla.	W	6-5
1981	4/8	DeLand, Fla.	W	5-3
1981	4/9	DeLand, Fla.	L	3-9
1982	4/8	Coral Gables, Fla.	W	3-2
1982	4/9	Coral Gables, Fla.	W	14-7
1982	4/10	Coral Gables, Fla.	L	2-4
1982	5/29+	Coral Gables, Fla.	W	18-2
1982	5/30+	Coral Gables, Fla.	W	15-3
1983	4/5	DeLand, Fla.	L	4-5
1983	4/5	DeLand, Fla.	W	15-8
1983	4/6	DeLand, Fla.	W	14-6
1983	4/22	Coral Gables, Fla.	W	4-1
1983	4/23	Coral Gables, Fla.	W	12-9
1984	4/26	Coral Gables, Fla.	W	7-3
1984	4/27	Coral Gables, Fla.	W	11-1

YEAR	DATE	SITE	W/L	SCORE
1984	4/28	Coral Gables, Fla.	W	5-4
1984	5/26+	Tallahassee, Fla.	W	13-8
1985	4/29	DeLand, Fla.	W	12-10
1985	4/30	DeLand, Fla.	L	2-3
1985	4/30	DeLand, Fla.	W	4-3
1986	4/24	Coral Gables, Fla.	W	17-6
1986	4/25	Coral Gables, Fla.	W	12-4
1986	4/26	Coral Gables, Fla.	W	9-1
1987	3/31	DeLand, Fla.	W	8-2
1987	4/1	DeLand, Fla.	W	6-4
1988	5/20	Coral Gables, Fla.	W	6-4
1989	3/28	Coral Gables, Fla.	W	5-3
1989	3/29	Coral Gables, Fla.	L	8-9 (10)
1990	3/5	DeLand, Fla.	W	4-1
1990	3/6	DeLand, Fla.	W	5-4 (11)
1990	5/25+	Coral Gables, Fla.	W	4-3
1991	2/15	Coral Gables, Fla.	W	8-1
1991	2/16	Coral Gables, Fla.	W	2-0
1992	2/28	Coral Gables, Fla.	L	5-8
1992	2/29	Coral Gables, Fla.	W	7-2
1992	3/1	Coral Gables, Fla.	W	7-5
1993	3/1	DeLand, Fla.	W	6-4
1993	3/2	DeLand, Fla.	W	19-3
1994	2/11	Coral Gables, Fla.	W	6-4
1994	2/12	Coral Gables, Fla.	L	4-7
1994	2/13	Coral Gables, Fla.	L	3-5
1995	4/21	Coral Gables, Fla.	L	3-10
1995	4/22	Coral Gables, Fla.	W	14-7
1995	4/23	DeLand, Fla.	L	2-3
1996	4/26	Coral Gables, Fla.	W	20-7
1996	4/27	Coral Gables, Fla.	W	7-6
1996	4/28	Coral Gables, Fla.	W	9-4
1997	2/7	Coral Gables, Fla.	L	6-10
1997	2/8	Coral Gables, Fla.	W	7-0
1997	2/9	Coral Gables, Fla.	W	11-4
1997	2/17	DeLand, Fla.	L	10-11
1999	1/29	Coral Gables, Fla.	W	12-1
1999	1/30	Coral Gables, Fla.	W	4-3 (10)
2001	5/27+	Coral Gables, Fla.	W	16-8
2007	4/25	Coral Gables, Fla.	W	7-3
2012	4/18	Coral Gables, Fla.	W	3-2
2013	4/10	Coral Gables, Fla.	W	8-2

Coral Gables: Miami leads, 69-16

DeLand: Miami leads, 39-25

Neutral Site: Miami leads, 2-1

STONY BROOK

TIED, 1-1

YEAR	DATE	SITE	W/L	SCORE
2003	3/19	Coral Gables, Fla.	W	9-8
2012	6/1+	Coral Gables, Fla.	L	2-10

Coral Gables: Tied, 1-1

TAMPA

MIAMI LEADS, 67-9

YEAR	DATE	SITE	W/L	SCORE
1940			L	5-7
1947	4/18	Coral Gables, Fla.	W	3-1
1947	5/16	Coral Gables, Fla.	W	9-2
1948	4/22	Tampa, Fla.	L	0-1 (10)
1948	5/21	Coral Gables, Fla.	W	7-0
1948	5/22	Coral Gables, Fla.	W	10-7
1949	4/22	Coral Gables, Fla.	W	3-2
1949	4/23	Coral Gables, Fla.	W	14-3
1952	5/16	Coral Gables, Fla.	W	9-4
1952	5/17	Coral Gables, Fla.	W	13-6
1957	5/3	Coral Gables, Fla.	W	7-6
1958	4/16	Tampa, Fla.	L	3-4
1958	4/17	Tampa, Fla.	L	1-3
1958	4/25	Coral Gables, Fla.	W	5-2
1958	4/26	Coral Gables, Fla.	W	4-1
1959	4/20	Tampa, Fla.	L	3-5
1959	4/21	Tampa, Fla.	L	1-5
1960	4/22	Coral Gables, Fla.	W	5-2
1960	5/12	Tampa, Fla.	W	3-1



SERIES RESULTS

YEAR	DATE	SITE	W/L	SCORE
1961	4/10	Tampa, Fla.	W	5-2 (12)
1961	4/10	Tampa, Fla.	W	4-2
1962	5/1	Tampa, Fla.	W	8-7 (12)
1962	5/2	Tampa, Fla.	W	7-6
1962	5/2	Tampa, Fla.	W	5-0
1963	4/5	Coral Gables, Fla.	W	4-3
1963	4/6	Coral Gables, Fla.	W	7-5
1963	4/6	Coral Gables, Fla.	L	2-3
1964	4/10	Tampa, Fla.	W	10-0
1964	4/11	Tampa, Fla.	W	9-6
1964	4/11	Tampa, Fla.	W	5-4
1965	4/26	Coral Gables, Fla.	W	3-2
1965	4/26	Coral Gables, Fla.	W	4-2
1965	4/27	Coral Gables, Fla.	W	5-1
1966	5/2	Coral Gables, Fla.	W	1-0
1966	5/3	Coral Gables, Fla.	W	5-2
1967	5/1	Coral Gables, Fla.	W	5-0
1967	5/2	Coral Gables, Fla.	W	10-0
1968	5/6	Coral Gables, Fla.	W	8-3
1968	5/7	Coral Gables, Fla.	W	1-0
1969	5/9	Coral Gables, Fla.	W	13-0
1969	5/10	Coral Gables, Fla.	W	1-0 (11)
1970	3/13	Coral Gables, Fla.	W	1-0
1970	3/14	Coral Gables, Fla.	W	2-1
1971	4/30	Coral Gables, Fla.	W	13-0 (7)
1971	5/1	Coral Gables, Fla.	W	11-8
1972	4/21	Coral Gables, Fla.	W	3-2
1972	4/22	Coral Gables, Fla.	W	3-2
1973	4/27	Coral Gables, Fla.	W	3-2
1973	4/28	Coral Gables, Fla.	W	20-1
1974	4/26	Coral Gables, Fla.	W	7-2
1974	4/27	Coral Gables, Fla.	W	11-1
1975	4/13	Coral Gables, Fla.	W	12-1
1975	4/15	Coral Gables, Fla.	W	6-5
1976	2/27	Coral Gables, Fla.	W	4-1
1976	2/28	Coral Gables, Fla.	W	4-0
1976	3/4	Tampa, Fla.	W	3-1
1977	4/7	Coral Gables, Fla.	W	10-1
1978	4/8	Coral Gables, Fla.	W	5-4
1978	4/8	Coral Gables, Fla.	W	9-2
1985	2/27	Coral Gables, Fla.	W	17-4
1986	5/6	Coral Gables, Fla.	W	8-7 (10)
1987	2/17	Coral Gables, Fla.	L	1-5
1988	4/26	Coral Gables, Fla.	W	8-5
1989	5/9	Coral Gables, Fla.	L	12-13
1990	4/25	Coral Gables, Fla.	W	2-1 (10)
1991	2/12	Coral Gables, Fla.	W	6-1
1992	5/12	Coral Gables, Fla.	W	5-1
1992	5/13	Coral Gables, Fla.	W	12-11
1993	4/30	Coral Gables, Fla.	W	6-2
1993	5/1	Coral Gables, Fla.	W	11-3
1994	5/7	Coral Gables, Fla.	W	10-4
1994	5/8	Coral Gables, Fla.	W	3-0
1995	3/31	Coral Gables, Fla.	W	19-7
1995	4/1	Coral Gables, Fla.	W	7-5
1996	4/20	Coral Gables, Fla.	W	5-3
1996	4/21	Coral Gables, Fla.	W	2-1

Coral Gables: Miami leads, 57-3
Tampa: Miami leads, 10-5

TENNESSEE

MIAMI LEADS, 13-6

YEAR	DATE	SITE	W/L	SCORE
1989	2/17	Coral Gables, Fla.	W	4-1
1989	2/18	Coral Gables, Fla.	L	5-6 (11)
1994	2/4	Coral Gables, Fla.	W	6-0
1994	2/5	Coral Gables, Fla.	W	3-1
1994	2/6	Coral Gables, Fla.	W	1-0
1996	4/16	Knoxville, Tenn.	L	1-12
1996	4/17	Knoxville, Tenn.	L	2-4
1996	4/18	Knoxville, Tenn.	L	1-15
2001	6/9#	Omaha, Neb.	W	21-13
2001	6/14#	Omaha, Neb.	W	12-6
2002	2/1	Coral Gables, Fla.	W	5-4
2002	2/2	Coral Gables, Fla.	L	4-7
2002	2/3	Coral Gables, Fla.	W	9-4
2003	3/7	Knoxville, Tenn.	W	5-2
2003	3/8	Knoxville, Tenn.	W	8-4
2003	3/9	Knoxville, Tenn.	W	10-4

YEAR	DATE	SITE	W/L	SCORE
2004	2/20	Coral Gables, Fla.	W	8-7
2004	2/21	Coral Gables, Fla.	L	11-14
2004	2/22	Coral Gables, Fla.	W	14-3

Coral Gables: Miami leads, 8-3
Knoxville: Tied, 3-3
Neutral Site: Miami leads, 2-0

TEXAS

TEXAS LEADS, 21-19

YEAR	DATE	SITE	W/L	SCORE
1976	5/30+	Arlington, Texas	L	0-5
1981	6/4#	Omaha, Neb.	L	4-5
1982	6/10#	Omaha, Neb.	W	2-1
1985	6/5#	Omaha, Neb.	L	4-8
1985	6/9#	Omaha, Neb.	W	2-1
1985	6/11#	Omaha, Neb.	W	10-6
1986	2/8	Coral Gables, Fla.	W	5-3
1986	2/9	Coral Gables, Fla.	W	10-7
1987	2/8	Austin, Texas	L	6-16
1987	2/9	Austin, Texas	L	7-8
1988	2/27	Coral Gables, Fla.	L	5-8
1988	2/28	Coral Gables, Fla.	W	3-2
1989	2/25	Austin, Texas	W	6-5
1989	2/26	Austin, Texas	L	2-5
1989	2/27	Austin, Texas	L	5-6
1989	6/5#	Omaha, Neb.	L	2-12
1990	2/16	Coral Gables, Fla.	W	6-5
1990	2/17	Coral Gables, Fla.	W	7-1
1990	2/18	Coral Gables, Fla.	W	7-6
1991	2/8	Austin, Texas	L	2-6
1991	2/9	Austin, Texas	L	5-7
1991	2/10	Austin, Texas	W	6-5
1992	5/1	Coral Gables, Fla.	W	6-1
1992	5/2	Coral Gables, Fla.	W	3-2
1992	5/3	Coral Gables, Fla.	L	3-10
1993	2/5	Austin, Texas	L	6-17
1993	2/6	Austin, Texas	L	6-7
1993	2/7	Austin, Texas	L	11-12 (10)
1996	5/25+	Austin, Texas	W	9-7
1997	3/1	Austin, Texas	L	3-4
1997	3/2	Austin, Texas	L	3-22
1997	3/3	Austin, Texas	L	12-13
1998	2/27	Coral Gables, Fla.	W	5-4
1998	2/28	Coral Gables, Fla.	W	9-5
1998	3/1	Coral Gables, Fla.	L	7-8
1999	2/26	Coral Gables, Fla.	W	7-1
1999	2/27	Coral Gables, Fla.	W	6-4
1999	2/28	Coral Gables, Fla.	W	14-11
2003	6/14#	Omaha, Neb.	L	2-13
2003	6/17#	Omaha, Neb.	L	1-5

Coral Gables: Miami leads, 13-3
Austin: Texas leads, 12-3
Neutral Site: Texas leads, 6-3

TEXAS A&M

MIAMI LEADS, 8-3

YEAR	DATE	SITE	W/L	SCORE
1979	3/14	Coral Gables, Fla.	W	3-1
1979	3/17	Coral Gables, Fla.	L	3-4 (12)
1980	4/11	College Station, Texas	W	8-1
1980	4/12	College Station, Texas	W	4-1 (7)
1983	3/11	Coral Gables, Fla.	W	5-1
1983	3/14	Coral Gables, Fla.	W	16-4
1995	5/29+	Coral Gables, Fla.	L	0-4
1995	5/29+	Coral Gables, Fla.	W	5-2
2010	6/5+	Coral Gables, Fla.	W	14-1
2010	6/6+	Coral Gables, Fla.	L	7-11
2010	6/7+	Coral Gables, Fla.	W	10-3

Coral Gables: Miami leads, 6-3
College Station: Miami leads, 2-0

TEXAS TECH

MIAMI LEADS, 1-0

YEAR	DATE	SITE	W/L	SCORE
1998	5/23+	Coral Gables, Fla.	W	13-0

Coral Gables: Miami leads, 1-0

THE CITADEL

TIED, 3-3

YEAR	DATE	SITE	W/L	SCORE
1979	5/18+	Coral Gables, Fla.	W	3-1 (16)
1990	5/28+	Coral Gables, Fla.	L	2-6
1990	5/29+	Coral Gables, Fla.	L	1-4
2003	2/28	Coral Gables, Fla.	L	7-8
2003	3/1	Coral Gables, Fla.	W	6-1
2003	3/2	Coral Gables, Fla.	W	14-6

Coral Gables: Tied, 3-3

TOLEDO

MIAMI LEADS, 1-0

YEAR	DATE	SITE	W/L	SCORE
1997	3/22	Coral Gables, Fla.	W	22-3

Coral Gables: Miami leads, 1-0

TOWSON

MIAMI LEADS, 1-0

YEAR	DATE	SITE	W/L	SCORE
1988	5/25+	Coral Gables, Fla.	W	4-0

Coral Gables: Miami leads, 1-0

TROY

MIAMI LEADS, 1-0

YEAR	DATE	SITE	W/L	SCORE
1978	4/15	Atlanta, Ga.	W	12-4

Neutral Site: Miami leads, 1-0

TULANE

MIAMI LEADS, 9-8

YEAR	DATE	SITE	W/L	SCORE
1970	4/19	Coral Gables, Fla.	L	7-9 (7)
1970	4/19	Coral Gables, Fla.	W	1-0 (7)
1970	4/20	Coral Gables, Fla.	W	6-2
1971	4/17	Coral Gables, Fla.	W	4-0
1971	4/17	Coral Gables, Fla.	L	3-4
1971	4/18	Coral Gables, Fla.	W	7-5
1972	4/8	New Orleans, La.	L	6-7
1972	4/9	New Orleans, La.	L	1-3
1995	4/18	Coral Gables, Fla.	W	3-2
1995	4/19	Coral Gables, Fla.	W	9-8
1995	4/20	Coral Gables, Fla.	W	2-1
1977	3/11	New Orleans, La.	W	11-6
1984	3/24	Coral Gables, Fla.	L	4-9
1987	2/22	New Orleans, La.	L	3-4 (11)
1988	4/15	Coral Gables, Fla.	W	8-2
1988	4/16	Coral Gables, Fla.	L	1-4
1991	3/3	New Orleans, La.	L	2-5

Coral Gables: Miami leads, 8-4
New Orleans: Tulane leads, 4-1

UCF

MIAMI LEADS, 17-4

YEAR	DATE	SITE	W/L	SCORE
1985	5/11	Coral Gables, Fla.	L	6-7



SERIES RESULTS

1985	5/12	Coral Gables, Fla.	W	18-5
1985	5/12	Coral Gables, Fla.	W	28-5
1989	2/5	Coral Gables, Fla.	W	4-1
1989	2/6	Coral Gables, Fla.	W	5-1
1989	2/7	Coral Gables, Fla.	W	15-0
1989	5/27+	Gainesville, Fla.	W	10-1
1990	2/11	Orlando, Fla.	W	4-2
1990	5/18	Coral Gables, Fla.	W	4-3
1990	5/19	Coral Gables, Fla.	W	9-0
1993	3/31	Coral Gables, Fla.	W	11-2
1995	2/11	Kissimmee, Fla.	W	6-0
1995	2/12	Kissimmee, Fla.	W	5-4
1995	4/26	Coral Gables, Fla.	W	20-4
1995	4/27	Coral Gables, Fla.	L	5-11
2010	3/9	Orlando, Fla.	W	19-2
2010	3/23	Coral Gables, Fla.	L	3-6
2011	3/22	Coral Gables, Fla.	W	4-1
2012	3/14	Orlando, Fla.	W	3-2
2012	4/4	Coral Gables, Fla.	L	1-4
2013	3/6	Coral Gables, Fla.	W	5-0

Coral Gables: Miami leads, 11-4
Orlando/Kissimmee: Miami leads, 5-0
Neutral Site: Miami leads, 1-0

UCLA

MIAMI LEADS, 13-1

YEAR	DATE	SITE	W/L	SCORE
1984	2/10	Coral Gables, Fla.	W	6-5
1984	2/11	Coral Gables, Fla.	W	7-6
1984	2/12	Coral Gables, Fla.	W	7-6
1996	5/26+	Austin, Texas	W	8-4
1997	5/31#	Omaha, Neb.	W	7-3
2002	3/23	Coral Gables, Fla.	W	8-7
2002	3/24	Coral Gables, Fla.	W	8-2
2002	3/25	Coral Gables, Fla.	W	5-1
2006	2/10	Los Angeles, Calif.	W	3-1
2006	2/11	Los Angeles, Calif.	L	4-7
2006	2/12	Los Angeles, Calif.	W	5-2
2007	2/9	Coral Gables, Fla.	W	1-0
2007	2/10	Coral Gables, Fla.	W	9-8
2007	2/11	Coral Gables, Fla.	W	7-3

Coral Gables: Miami leads, 9-0
Los Angeles: Miami leads, 2-1
Neutral Site: Miami leads, 2-0

USF

MIAMI LEADS, 83-29

YEAR	DATE	SITE	W/L	SCORE
1967	4/25	Coral Gables, Fla.	W	11-0
1967	4/26	Coral Gables, Fla.	L	8-9
1968	4/27	Coral Gables, Fla.	W	7-3
1968	4/27	Coral Gables, Fla.	L	1-12
1969	4/18	Tampa, Fla.	W	9-5 (10)
1969	4/19	Tampa, Fla.	W	15-7
1970	4/6	Coral Gables, Fla.	W	2-0
1970	4/7	Coral Gables, Fla.	W	11-2
1971	4/23	Tampa, Fla.	W	6-3
1971	4/24	Tampa, Fla.	W	4-1
1972	4/14	Coral Gables, Fla.	W	22-4
1972	4/15	Coral Gables, Fla.	L	1-5
1974	5/3	Tampa, Fla.	W	20-2
1974	5/4	Tampa, Fla.	W	9-7
1975	4/11	Coral Gables, Fla.	W	6-2
1975	4/12	Coral Gables, Fla.	W	6-2
1976	3/5	Tampa, Fla.	W	1-0
1976	3/6	Tampa, Fla.	L	0-3
1977	4/15	Coral Gables, Fla.	W	17-10
1977	4/16	Coral Gables, Fla.	W	15-4
1978	4/9	Coral Gables, Fla.	L	1-2
1978	4/21	Tampa, Fla.	L	2-3
1978	4/22	Tampa, Fla.	W	3-1
1979	4/6	Tampa, Fla.	L	3-9
1979	4/27	Tampa, Fla.	W	3-2
1979	4/27	Coral Gables, Fla.	W	10-3
1979	4/28	Coral Gables, Fla.	W	14-7
1980	3/7	Tampa, Fla.	W	4-3

YEAR	DATE	SITE	W/L	SCORE
1980	3/8	Tampa, Fla.	W	8-0
1980	4/18	Coral Gables, Fla.	W	6-4
1981	2/28	Coral Gables, Fla.	W	13-2
1981	3/1	Coral Gables, Fla.	W	9-2
1981	3/1	Coral Gables, Fla.	W	17-3
1981	4/11	Tampa, Fla.	L	3-4
1981	4/11	Tampa, Fla.	W	6-5
1981	4/12	Tampa, Fla.	W	7-2
1982	3/6	Tampa, Fla.	W	14-6
1982	4/2	Coral Gables, Fla.	W	5-4
1982	4/3	Coral Gables, Fla.	W	15-5
1982	5/29+	Coral Gables, Fla.	W	9-4
1983	3/4	Tampa, Fla.	W	6-1
1983	3/5	Tampa, Fla.	W	2-1
1983	3/6	Tampa, Fla.	W	11-5
1983	3/25	Coral Gables, Fla.	W	10-7
1983	3/26	Coral Gables, Fla.	W	8-2
1983	3/27	Coral Gables, Fla.	W	6-5
1984	2/5	Coral Gables, Fla.	L	4-6
1984	3/6	Tampa, Fla.	L	7-8
1984	3/6	Tampa, Fla.	L	1-2
1984	3/7	Tampa, Fla.	L	11-18
1984	3/30	Coral Gables, Fla.	W	11-2
1984	3/31	Coral Gables, Fla.	W	20-3
1984	4/1	Coral Gables, Fla.	L	13-16
1985	2/5	Tampa, Fla.	L	3-4
1985	5/17	Coral Gables, Fla.	W	9-0
1985	5/18	Coral Gables, Fla.	L	1-2
1985	5/19	Coral Gables, Fla.	W	8-3
1986	2/11	Tampa, Fla.	L	2-7
1986	2/12	Tampa, Fla.	W	6-5
1986	2/21	Coral Gables, Fla.	L	4-12
1986	2/22	Coral Gables, Fla.	W	24-2
1987	2/13	Coral Gables, Fla.	L	2-4
1987	2/14	Coral Gables, Fla.	W	10-8
1987	3/3	Tampa, Fla.	W	4-2
1987	3/4	Tampa, Fla.	L	3-7
1988	2/12	Coral Gables, Fla.	W	1-0
1988	2/13	Coral Gables, Fla.	W	4-3
1988	4/18	Tampa, Fla.	W	11-4
1988	4/19	Tampa, Fla.	L	8-11
1989	2/10	Coral Gables, Fla.	W	1-0 (12)
1989	2/11	Coral Gables, Fla.	W	9-5
1990	2/9	Tampa, Fla.	W	7-4
1990	2/10	Tampa, Fla.	L	3-4
1990	5/27+	Coral Gables, Fla.	W	5-2
1991	2/19	Coral Gables, Fla.	W	6-1
1991	2/20	Coral Gables, Fla.	W	4-3
1992	3/31	Tampa, Fla.	W	15-3
1992	4/1	Tampa, Fla.	W	8-7
1993	5/11	Coral Gables, Fla.	L	3-5
1993	5/12	Coral Gables, Fla.	W	11-6
1995	2/25	Tampa, Fla.	W	4-3
1995	2/26	Tampa, Fla.	W	4-3
1995	5/27+	Coral Gables, Fla.	W	11-10
1996	5/3	Coral Gables, Fla.	W	3-2
1996	5/4	Coral Gables, Fla.	W	9-5
1996	5/5	Coral Gables, Fla.	L	4-10
1997	3/24	Tampa, Fla.	W	13-2
1997	3/25	Tampa, Fla.	L	2-11
1998	1/30	Coral Gables, Fla.	W	8-5
1998	1/31	Coral Gables, Fla.	W	10-3
1998	2/1	Coral Gables, Fla.	L	2-15
1999	3/16	Tampa, Fla.	W	8-5
1999	3/17	Tampa, Fla.	W	9-4
2000	2/18	Coral Gables, Fla.	W	8-3
2000	2/29	Coral Gables, Fla.	W	6-0
2000	2/20	Coral Gables, Fla.	W	3-2
2001	3/13	Tampa, Fla.	W	8-2
2001	3/14	Tampa, Fla.	W	13-9
2002	3/8	Coral Gables, Fla.	L	6-7
2002	3/9	Coral Gables, Fla.	L	7-13
2002	3/10	Coral Gables, Fla.	W	8-5
2003	3/11	Coral Gables, Fla.	W	3-2
2003	3/12	Coral Gables, Fla.	W	6-4
2004	3/16	Tampa, Fla.	L	2-7
2004	3/17	Tampa, Fla.	W	17-3
2005	2/11	Coral Gables, Fla.	W	11-9
2005	2/12	Coral Gables, Fla.	W	7-5
2005	2/13	Coral Gables, Fla.	W	9-4
2010	3/2	Tampa, Fla.	W	15-2

YEAR	DATE	SITE	W/L	SCORE
2010	4/28	Coral Gables, Fla.	W	14-7
2011	3/1	Tampa, Fla.	L	2-4
2011	4/27	Coral Gables, Fla.	W	14-5

Coral Gables: Miami leads, 51-14
Tampa: Miami leads, 32-15

UNION

MIAMI LEADS, 3-0

YEAR	DATE	SITE	W/L	SCORE
1971	3/8	Coral Gables, Fla.	W	8-0
1971	3/8	Coral Gables, Fla.	W	5-0
1971	3/9	Coral Gables, Fla.	W	4-1

Coral Gables: Miami leads, 3-0

VANDERBILT

MIAMI LEADS, 2-0

YEAR	DATE	SITE	W/L	SCORE
1973	5/28+	Starkville, Miss.	W	6-5
1974	5/24+	Starkville, Miss.	W	7-1

Neutral Site: Miami leads, 2-0

VERMONT

MIAMI LEADS, 1-0

YEAR	DATE	SITE	W/L	SCORE
1998	3/17	Coral Gables, Fla.	W	15-1

Coral Gables: Miami leads, 1-0

VILLANOVA

MIAMI LEADS, 4-0

YEAR	DATE	SITE	W/L	SCORE
1989	5/25+	Gainesville, Fla.	W	3-1
1989	5/28+	Gainesville, Fla.	W	4-1
1992	3/3	Coral Gables, Fla.	W	12-2
2000	2/25	Coral Gables, Fla.	W	13-8

Coral Gables: Miami leads, 2-0

Neutral Site: Miami leads, 2-0

VIRGINIA

TIED, 20-20

YEAR	DATE	SITE	W/L	SCORE
1985	5/26+	Coral Gables, Fla.	W	11-6
2001	4/27	Coral Gables, Fla.	L	0-5
2001	4/28	Coral Gables, Fla.	W	5-1
2001	4/29	Coral Gables, Fla.	W	12-6
2003	4/11	Charlottesville, Va.	W	6-1
2003	4/12	Charlottesville, Va.	W	10-4
2003	4/13	Charlottesville, Va.	L	2-17
2004	4/23	Coral Gables, Fla.	W	8-0
2004	4/24	Coral Gables, Fla.	W	22-3
2004	4/25	Coral Gables, Fla.	L	3-4
2005	5/13	Charlottesville, Va.	W	7-6
2005	5/14	Charlottesville, Va.	W	1-0
2005	5/15	Charlottesville, Va.	L	3-4
2006	4/21	Coral Gables, Fla.	L	2-8
2006	4/22	Coral Gables, Fla.	L	7-15
2006	4/23	Coral Gables, Fla.	W	9-8 (10)
2007	3/23	Charlottesville, Va.	L	1-4
2007	3/24	Charlottesville, Va.	L	0-3
2007	3/25	Charlottesville, Va.	W	4-2
2008	4/25	Coral Gables, Fla.	W	1-0
2008	4/26	Coral Gables, Fla.	W	4-3 (10)
2008	4/27	Coral Gables, Fla.	W	10-0
2008	5/25%	Jacksonville, Fla.	W	8-4
2009	3/20	Charlottesville, Va.	L	4-9
2009	3/21	Charlottesville, Va.	W	4-3
2009	3/22	Charlottesville, Va.	W	7-5 (8)



SERIES RESULTS

YEAR	DATE	SITE	W/L	SCORE
2010	5/20	Coral Gables, Fla.	W	5-4 (11)
2010	5/21	Coral Gables, Fla.	L	1-3
2010	5/22	Coral Gables, Fla.	L	4-7
2010	5/29*	Greensboro, N.C.	L	8-12
2011	5/13	Charlottesville, Va.	W	6-2
2011	5/14	Charlottesville, Va.	L	2-3
2011	5/15	Charlottesville, Va.	L	4-5
2011	5/27*	Durham, N.C.	L	4-6
2012	4/28	Coral Gables, Fla.	L	3-7
2012	4/29	Coral Gables, Fla.	L	4-7
2012	4/30	Coral Gables, Fla.	L	4-7
2013	3/29	Charlottesville, Va.	L	4-15
2013	3/30	Charlottesville, Va.	L	1-8
2013	3/31	Charlottesville, Va.	W	4-3

Coral Gables: Miami leads, 10-9
Charlottesville: Tied, 9-9
Neutral Site: Virginia leads, 2-1

VCU

MIAMI LEADS, 1-0

YEAR	DATE	SITE	W/L	SCORE
2005	6/3+	Coral Gables, Fla.	W	6-2

Coral Gables: Miami leads, 1-0

VIRGINIA TECH

MIAMI LEADS, 20-7

YEAR	DATE	SITE	W/L	SCORE
2005	4/8	Blacksburg, Va.	W	7-3
2005	4/9	Salem, Va.	W	20-5
2005	4/10	Salem, Va.	W	9-5
2006	3/10	Coral Gables, Fla.	W	14-3
2006	3/11	Coral Gables, Fla.	W	12-3
2006	3/12	Coral Gables, Fla.	W	10-4
2007	4/20	Blacksburg, Va.	W	11-9
2007	4/21	Blacksburg, Va.	W	4-3
2007	4/22	Blacksburg, Va.	W	9-5
2008	5/9	Blacksburg, Va.	W	12-4
2008	5/10	Blacksburg, Va.	L	6-7
2008	5/10	Blacksburg, Va.	W	9-2
2009	4/24	Coral Gables, Fla.	W	4-1
2009	4/25	Coral Gables, Fla.	L	4-7
2009	4/26	Coral Gables, Fla.	W	11-3
2010	4/9	Blacksburg, Va.	L	7-9
2010	4/10	Blacksburg, Va.	W	9-2
2010	4/11	Blacksburg, Va.	L	2-4
2011	3/11	Coral Gables, Fla.	W	3-1
2011	3/12	Coral Gables, Fla.	W	2-1
2011	3/13	Coral Gables, Fla.	W	11-1
2012	4/13	Blacksburg, Va.	W	6-4
2012	4/14	Blacksburg, Va.	L	4-5
2012	4/15	Blacksburg, Va.	L	2-3
2013	3/22	Coral Gables, Fla.	W	11-9
2013	3/23	Coral Gables, Fla.	W	2-0
2013	3/24	Coral Gables, Fla.	L	5-8 (10)

Coral Gables: Miami leads, 10-2
Blacksburg/Salem: Miami leads, 10-5

WAGNER

MIAMI LEADS, 1-0

YEAR	DATE	SITE	W/L	SCORE
2000	5/26+	Coral Gables, Fla.	W	19-5

Coral Gables: Miami leads, 1-0

WAKE FOREST

MIAMI LEADS, 30-8

YEAR	DATE	SITE	W/L	SCORE
1987	2/24	Coral Gables, Fla.	W	8-1
1987	2/25	Coral Gables, Fla.	W	8-3
1988	2/23	Coral Gables, Fla.	W	10-3
1998	2/24	Coral Gables, Fla.	W	4-2

YEAR	DATE	SITE	W/L	SCORE
1993	5/23	Chapel Hill, N.C.	L	4-5
1999	6/4+	Coral Gables, Fla.	W	10-2
1999	6/5+	Coral Gables, Fla.	W	8-1
2000	1/28	Orlando, Fla.	W	6-3
2005	3/18	Winston-Salem, N.C.	W	11-2
2005	3/19	Winston-Salem, N.C.	L	6-13
2005	3/20	Winston-Salem, N.C.	W	12-4
2006	5/12	Coral Gables, Fla.	W	13-1
2006	5/13	Coral Gables, Fla.	W	11-10 (10)
2006	5/14	Coral Gables, Fla.	L	5-8
2006	5/25*	Jacksonville, Fla.	W	4-1
2007	5/11	Winston-Salem, N.C.	W	9-8
2007	5/12	Winston-Salem, N.C.	L	10-12
2007	5/13	Winston-Salem, N.C.	W	2-1
2007	5/26*	Jacksonville, Fla.	L	3-7
2008	3/21	Coral Gables, Fla.	W	17-4
2008	3/23	Coral Gables, Fla.	W	23-2
2009	5/14	Winston-Salem, N.C.	W	23-5
2009	5/16	Winston-Salem, N.C.	W	19-6
2009	5/16	Winston-Salem, N.C.	W	4-2
2010	4/2	Coral Gables, Fla.	W	7-4
2010	4/3	Coral Gables, Fla.	W	9-8 (11)
2010	4/4	Coral Gables, Fla.	W	10-1
2011	3/18	Winston-Salem, N.C.	W	4-1
2011	3/19	Winston-Salem, N.C.	W	4-3
2011	3/20	Winston-Salem, N.C.	W	5-3
2011	5/28*	Durham, N.C.	W	4-2
2012	5/11	Coral Gables, Fla.	W	11-0
2012	5/12	Coral Gables, Fla.	L	2-7
2012	5/13	Coral Gables, Fla.	W	6-3
2012	5/25*	Greensboro, N.C.	W	6-3
2013	5/10	Winston-Salem, N.C.	W	8-3
2013	5/11	Winston-Salem, N.C.	L	4-5
2013	5/12	Winston-Salem, N.C.	L	3-9

Coral Gables: Miami leads, 15-2
Winston-Salem: Miami leads, 11-4
Neutral Site: Miami leads, 4-2

WASHINGTON STATE

TIED, 1-1

YEAR	DATE	SITE	W/L	SCORE
1990	3/20	Coral Gables, Fla.	W	12-2
1990	3/21	Coral Gables, Fla.	L	0-3

Coral Gables: Tied, 1-1

WATERLOO

WATERLOO LEADS, 2-0

YEAR	DATE	SITE	W/L	SCORE
1954		Coral Gables, Fla.	L	2-15
1954		Coral Gables, Fla.	L	0-4

Coral Gables: Waterloo leads, 2-0

WESLEYAN

MIAMI LEADS, 20-5-1

YEAR	DATE	SITE	W/L	SCORE
1958	4/1	Coral Gables, Fla.	W	6-5 (10)
1958	4/2	Coral Gables, Fla.	L	5-21
1961	3/30	Coral Gables, Fla.	W	9-0
1961	3/31	Coral Gables, Fla.	W	7-4
1961	4/1	Coral Gables, Fla.	W	6-0
1962	3/29	Coral Gables, Fla.	L	5-8
1962	3/30	Coral Gables, Fla.	W	7-0
1962	3/31	Coral Gables, Fla.	L	3-6
1963	3/25	Coral Gables, Fla.	L	1-6
1963	3/26	Coral Gables, Fla.	W	8-5
1963	3/27	Coral Gables, Fla.	W	6-5 (10)
1963	3/28	Coral Gables, Fla.	W	6-4
1964	3/26	Coral Gables, Fla.	W	10-2
1964	3/27	Coral Gables, Fla.	W	2-1 (10)
1964	3/28	Coral Gables, Fla.	L	4-6
1964	3/30	Coral Gables, Fla.	W	5-4
1964	3/30	Coral Gables, Fla.	T	4-4
1965	3/29	Coral Gables, Fla.	W	6-5

YEAR	DATE	SITE	W/L	SCORE
1965	3/30	Coral Gables, Fla.	W	6-4
1965	3/31	Coral Gables, Fla.	W	6-3
1966	3/31	Coral Gables, Fla.	W	3-2
1966	4/1	Coral Gables, Fla.	W	5-4
1966	4/2	Coral Gables, Fla.	W	3-0
1967	3/30	Coral Gables, Fla.	W	1-0
1967	3/31	Coral Gables, Fla.	W	4-2
1968	3/29	Coral Gables, Fla.	W	5-1

Coral Gables: Miami leads, 20-5-1

WESTCHESTER STATE

MIAMI LEADS, 3-2

YEAR	DATE	SITE	W/L	SCORE
1975	3/30	Coral Gables, Fla.	L	6-14
1975	3/31	Coral Gables, Fla.	L	3-5
1976	3/12	Coral Gables, Fla.	W	4-3
1976	3/20	Coral Gables, Fla.	W	8-1
1978	3/23	Coral Gables, Fla.	W	5-2

Coral Gables: Miami leads, 3-2

WESTERN CAROLINA

MIAMI LEADS, 4-1

YEAR	DATE	SITE	W/L	SCORE
1986	5/23+	Coral Gables, Fla.	W	10-8
1993	5/28+	Baton Rouge, La.	L	5-10
1994	5/13	Coral Gables, Fla.	W	7-2
1994	5/14	Coral Gables, Fla.	W	8-2
1994	5/15	Coral Gables, Fla.	W	5-4

Coral Gables: Miami leads, 4-0
Neutral Site: Western Carolina leads, 1-0

WESTERN KENTUCKY

MIAMI LEADS, 1-0

YEAR	DATE	SITE	W/L	SCORE
1978	3/16	Coral Gables, Fla.	W	3-2

Coral Gables: Miami leads, 1-0

WESTERN MICHIGAN

MIAMI LEADS, 2-0-1

YEAR	DATE	SITE	W/L	SCORE
1968	3/25	Coral Gables, Fla.	W	3-1
1968	3/27	Coral Gables, Fla.	W	5-1
1968	3/28	Coral Gables, Fla.	T	6-6

Coral Gables: Miami leads, 2-0-1

WICHITA STATE

MIAMI LEADS, 6-3

YEAR	DATE	SITE	W/L	SCORE
1982	6/7#	Omaha, Neb.	W	4-3
1982	6/12#	Omaha, Neb.	W	9-3
1983	2/11	Coral Gables, Fla.	W	12-8
1983	2/14	Coral Gables, Fla.	L	3-5
1983	2/14	Coral Gables, Fla.	L	3-5
1984	5/17	Wichita, Kan.	L	7-8 (11)
1984	5/18	Wichita, Kan.	W	14-4
1984	5/19	Wichita, Kan.	W	5-4
1990	3/30	Minneapolis, Minn.	W	2-1

Coral Gables: Wichita State leads, 2-1
Wichita: Miami leads, 2-1
Neutral Site: Miami leads, 3-0



SERIES RESULTS

WILLIAM & MARY

MIAMI LEADS, 2-0

YEAR	DATE	SITE	W/L	SCORE
1969	4/4	Coral Gables, Fla.	W	3-1
1969	4/5	Coral Gables, Fla.	W	11-5

Coral Gables: Miami leads, 2-0

WILLIAM PATTERSON

MIAMI LEADS, 1-0

YEAR	DATE	SITE	W/L	SCORE
1982	3/21	Coral Gables, Fla.	W	17-7

Coral Gables: Miami leads, 1-0

WINTHROP

MIAMI LEADS, 4-2

YEAR	DATE	SITE	W/L	SCORE
1999	5/14	Coral Gables, Fla.	W	17-1
1999	5/15	Coral Gables, Fla.	W	9-2
1999	5/16	Coral Gables, Fla.	W	8-2
2006	2/3	Coral Gables, Fla.	W	16-4
2006	2/5	Coral Gables, Fla.	L	3-8
2006	2/5	Coral Gables, Fla.	L	3-4

Coral Gables: Miami leads, 4-2

WISCONSIN-MILWAUKEE

MIAMI LEADS, 3-1

YEAR	DATE	SITE	W/L	SCORE
2002	3/20	Coral Gables, Fla.	L	10-13
2013	2/22	Coral Gables, Fla.	W	6-1
2013	2/23	Coral Gables, Fla.	W	6-1
2013	2/24	Coral Gables, Fla.	W	7-6

Coral Gables: Miami leads, 3-1

WRIGHT STATE

MIAMI LEADS, 6-0

YEAR	DATE	SITE	W/L	SCORE
2006	5/5	Coral Gables, Fla.	W	4-2
2006	5/6	Coral Gables, Fla.	W	14-1
2006	5/7	Coral Gables, Fla.	W	15-1
2007	5/4	Coral Gables, Fla.	W	3-2
2007	5/5	Coral Gables, Fla.	W	11-2
2007	5/6	Coral Gables, Fla.	W	13-5

Coral Gables: Miami leads, 6-0

YALE

MIAMI LEADS, 6-3

YEAR	DATE	SITE	W/L	SCORE
1957	3/19	Coral Gables, Fla.	W	9-8
1957	3/20	Coral Gables, Fla.	W	8-5
1957	3/21	Coral Gables, Fla.	L	7-23
1959	3/23	Coral Gables, Fla.	W	4-1
1959	3/26	Coral Gables, Fla.	W	3-2
1959	3/28	Coral Gables, Fla.	W	6-2
1959	3/30	Coral Gables, Fla.	L	2-6 (10)
1959	3/30	Coral Gables, Fla.	L	3-4
1959	3/31	Coral Gables, Fla.	W	11-9

Coral Gables: Miami leads, 6-3

YOUNGSTOWN STATE

MIAMI LEADS, 1-0

YEAR	DATE	SITE	W/L	SCORE
1992	3/22	Coral Gables, Fla.	W	12-3

Coral Gables: Miami leads, 1-0

MILITARY TEAMS (22-13-1)

425th AIR FORCE

MIAMI LEADS, 1-0

YEAR	DATE	SITE	W/L	SCORE
1951	4/21	Coral Gables, Fla.	W	11-2

Coral Gables: Miami leads, 1-0

CHERRY POINT MARINES

MIAMI LEADS, 2-0

YEAR	DATE	SITE	W/L	SCORE
1949	4/26	Coral Gables, Fla.	W	10-2
1949	4/27	Coral Gables, Fla.	W	15-1

Coral Gables: Miami leads, 2-0

FT. BENNING INFANTRY

FT. BENNING INFANTRY LEADS, 1-0

YEAR	DATE	SITE	W/L	SCORE
1946	4/16	Ft. Benning, Ga.	L	0-7

Ft. Benning: Ft. Benning Infantry leads, 1-0

FT. BENNING PARA

MIAMI LEADS, 1-0

YEAR	DATE	SITE	W/L	SCORE
1946	4/16	Ft. Benning, Ga.	W	9-5

Ft. Benning: Miami leads, 1-0

MARITIME ACADEMY

MIAMI LEADS, 1-0

YEAR	DATE	SITE	W/L	SCORE
1953	3/1*		W	11-1

McDILL AFB

TIED, 1-1

YEAR	DATE	SITE	W/L	SCORE
1946	4/29	Coral Gables, Fla.	W	6-4
1946	4/30	Coral Gables, Fla.	L	11-13

Coral Gables: Tied, 1-1

OPA LOCKA MARINES

OPA LOCKA MARINES LEAD, 3-2

YEAR	DATE	SITE	W/L	SCORE
1953	4/11		L	6-7
1953	5/8		L	2-4
1953	5/9		L	6-10 (10)
1954	5/10		W	15-8
1954	5/11		W	8-1

PARRIS ISLAND MARINES

PARRIS ISLAND MARINES LEAD, 6-1-1

YEAR	DATE	SITE	W/L	SCORE
1951	3/27		L	0-2
1951	3/28		W	5-3
1952	3/31		L	2-6
1952	4/1		L	1-6
1953	4/6		T	12-12
1953	4/7		L	3-8
1954	3/29		L	0-10
1954	3/30		L	2-7

PATRICK AFB

MIAMI LEADS, 10-2

YEAR	DATE	SITE	W/L	SCORE
1952	5/3	Coral Gables, Fla.	W	14-5
1953	3/16	Coral Gables, Fla.	W	13-1
1953	3/17	Coral Gables, Fla.	L	7-11
1953	3/20	Cocoa, Fla.	W	7-3
1953	3/21	Cocoa, Fla.	W	12-5
1954	5/2	Coral Gables, Fla.	L	0-7
1954	5/2	Coral Gables, Fla.	W	9-6
1954	5/3	Coral Gables, Fla.	W	3-2
1955	3/18	Coral Gables, Fla.	W	15-2
1955	3/19	Coral Gables, Fla.	W	15-2
1955	4/24	Cocoa, Fla.	W	8-0
1955	4/24	Cocoa, Fla.	W	4-0

Coral Gables: Miami leads, 6-2

Cocoa: Miami leads, 4-0

PINE CASTLE AFB

MIAMI LEADS, 3-0

YEAR	DATE	SITE	W/L	SCORE
1955	3/25	Orlando, Fla.	W	12-4
1955	4/6	Coral Gables, Fla.	W	10-0
1955	4/7	Coral Gables, Fla.	W	9-5

Coral Gables: Miami leads, 2-0

Orlando: Miami leads, 1-0

OLYMPIC TEAMS (3-0)

ITALY

MIAMI LEADS, 2-0

YEAR	DATE	SITE	W/L	SCORE
1967	3/26*	Coral Gables, Fla.	W	11-0
1984	2/15*	Coral Gables, Fla.	W	10-0

Coral Gables: Miami leads, 2-0

PANAMA

MIAMI LEADS, 1-0

YEAR	DATE	SITE	W/L	SCORE
1986	4/5*	Minneapolis, Minn.	W	8-0

Neutral Site: Miami leads, 1-0

MAJOR LEAGUE TEAMS (2-28-1)

ATLANTA BRAVES

ATLANTA BRAVES LEAD, 2-0

YEAR	DATE	SITE	W/L	SCORE
1983	3/13*	Coral Gables, Fla.	L	0-4
1984	3/20*	Coral Gables, Fla.	L	5-13

Coral Gables: Atlanta Braves lead, 2-0

BALTIMORE ORIOLES

BALTIMORE ORIOLES LEAD, 8-1

YEAR	DATE	SITE	W/L	SCORE
1976	4/5*	Coral Gables, Fla.	L	4-11
1977	3/31*	Coral Gables, Fla.	L	7-11
1979	4/1*	Coral Gables, Fla.	L	3-5
1980	3/13*	Coral Gables, Fla.	L	2-8
1981	4/6*	Coral Gables, Fla.	L	2-16
1982	3/10*	Coral Gables, Fla.	W	7-6
1983	3/31*	Coral Gables, Fla.	L	7-14
1984	3/13*	Coral Gables, Fla.	L	2-12
1989	3/14*	Coral Gables, Fla.	L	0-5

Coral Gables: Baltimore Orioles lead, 8-1



SERIES RESULTS

BROOKLYN DODGERS

BROOKLYN DODGERS LEAD, 1-0

YEAR	DATE	SITE	W/L	SCORE
1950	3/17*	Coral Gables, Fla.	L	0-2

Coral Gables: Brooklyn Dodgers lead, 1-0

BROOKLYN DODGERS 'B'

BROOKLYN DODGERS 'B' LEADS, 4-0

YEAR	DATE	SITE	W/L	SCORE
1951	3/16*		L	5-13
1951	3/17*		L	0-1
1952	3/11*		L	1-7
1952	3/24*		L	2-11

MIAMI MARLINS

MIAMI MARLINS LEAD, 9-2-1

YEAR	DATE	SITE	W/L	SCORE
1997	3/30*	Homestead, Fla.	L	1-2
1999	3/4*	Coral Gables, Fla.	L	3-12
2000	4/1*	Coral Gables, Fla.	L	6-12
2002	3/6*	Coral Gables, Fla.	T	5-5 (3)
2003	2/27*	Jupiter, Fla.	L	1-5
2004	3/3*	Jupiter, Fla.	L	6-7
2005	3/1*	Jupiter, Fla.	W	9-7
2006	3/1*	Jupiter, Fla.	L	8-9
2008	2/26*	Jupiter, Fla.	L	2-7
2010	3/3*	Jupiter, Fla.	L	3-19
2011	2/27*	Jupiter, Fla.	W	9-8
2012	3/6*	Miami, Fla.	L	6-7

Coral Gables: Miami Marlins lead, 2-0-1

Jupiter: Miami Marlins lead, 5-2

Neutral Site: Miami Marlins lead, 2-0

MONTREAL EXPOS

MONTREAL EXPOS LEAD, 3-0

YEAR	DATE	SITE	W/L	SCORE
1978	4/5*	Coral Gables, Fla.	L	
1982	3/23*	West Palm Beach, Fla.	L	4-12
1982	3/30*	Coral Gables, Fla.	L	0-7

Coral Gables: Montreal Expos lead, 2-0

West Palm Beach: Montreal Expos lead, 1-0

TAMPA BAY DEVIL RAYS

TAMPA BAY DEVIL RAYS LEAD, 1-0

YEAR	DATE	SITE	W/L	SCORE
1999	3/3*	Tampa Bay, Fla.	L	0-5

Tampa Bay: Tampa Bay Devil Rays lead, 1-0

PROFESSIONAL TEAMS (3-5)

ATLANTA CRACKERS

ATLANTA CRACKERS LEAD, 1-0

YEAR	DATE	SITE	W/L	SCORE
1953	3/8*		L	0-6

CORAL GABLES SUN SOX

CORAL GABLES SUN SOX LEADS, 1-0

YEAR	DATE	SITE	W/L	SCORE
1952	3/22*	Vero Beach	L	3-6

Neutral Site: Coral Gables Sun Sox leads, 1-0

FT. LAUDERDALE BRAVES

FT. LAUDERDALE BRAVES LEAD, 1-0

YEAR	DATE	SITE	W/L	SCORE
1950	3/18*	Coral Gables, Fla.	L	1-2

Coral Gables: Ft. Lauderdale Braves lead, 1-0

MIAMI BEACH FLAMINGOS

TIED, 1-1

YEAR	DATE	SITE	W/L	SCORE
1950	3/22*	Coral Gables, Fla.	W	3-2
1951	4/3*	Miami, Fla.	L	2-8

Coral Gables: Miami leads, 1-0

Miami: Miami Beach Flamingos lead, 1-0

MIAMI MARLINS

MIAMI LEADS, 2-0

YEAR	DATE	SITE	W/L	SCORE
1982	4/6*	Coral Gables, Fla.	W	15-6
1982	4/7*	Coral Gables, Fla.	W	6-3

Coral Gables: Miami leads, 2-0

MIAMI SUN SOX

MIAMI SUN SOX LEADS, 2-0

YEAR	DATE	SITE	W/L	SCORE
1950	3/30*	Coral Gables, Fla.	L	0-5

Coral Gables: Miami Sun Sox leads, 1-0

KEY

- % - ACC Tournament
- + - NCAA Regional
- \$ - NCAA Super Regional
- # - College World Series
- * - Exhibition



NCAA TOURNAMENT HISTORY

MIAMI IN NCAA TOURNAMENT (176-91, .659)

YEAR	REGIONAL SITE (RECORD)	SUPER REGIONAL OPPONENT (RECORD)	COLLEGE WORLD SERIES RECORD	FINISH	COACH	NOTES
1971	Gastonia, N.C. (1-2)	—	—	—	Ron Fraser	First postseason appearances
1973	Starkville, Miss. (3-2)	—	—	—	Ron Fraser	Began 41-year postseason streak
1974	Starkville, Miss. (4-1)	—	3-2	2ND	Ron Fraser	First of 23 CWS appearances
1975	Starkville, Miss. (2-2)	—	—	—	Ron Fraser	Third of 14-year streak w/40+ wins
1976	Arlington, Texas (1-2)	—	—	—	Ron Fraser	Fifth straight non-FL Regional (10 total)
1977	Coral Gables, Fla. (3-2)	—	—	—	Ron Fraser	First time hosting an NCAA Regional
1978	Coral Gables, Fla. (4-1)	—	2-2	T-3RD	Ron Fraser	Began five-year streak of CWS trips
1979	Coral Gables, Fla. (3-0)	—	0-2	Outside Top 4	Ron Fraser	Second of four-year streak > .800 W%
1980	Coral Gables, Fla. (3-0)	—	2-2	4TH	Ron Fraser	Third of six-year streak w/50+ Ws
1981	Coral Gables, Fla. (4-0)	—	1-2	Outside Top 4	Ron Fraser	First 60+ win season (UM record .859)
1982	Coral Gables, Fla. (3-0)	—	5-0	CHAMPION	Ron Fraser	First championship; Danny Smith MOP
1983	Tallahassee, Fla. (2-2)	—	—	—	Ron Fraser	Ended 13-game Regional winning streak
1984	Tallahassee, Fla. (4-1)	—	1-2	Outside Top 4	Ron Fraser	Began three-year streak of CWS trips
1985	Coral Gables, Fla. (3-1)	—	5-1	CHAMPION	Ron Fraser	Second championship; Greg Ellena MOP
1986	Coral Gables, Fla. (4-0)	—	3-2	3RD	Ron Fraser	Eighth time in nine years w/50+ wins
1987	Tallahassee, Fla. (0-2)	—	—	—	Ron Fraser	First time going winless in postseason
1988	Coral Gables, Fla. (4-0)	—	1-2	Outside Top 4	Ron Fraser	First of 16 of 18 year stretch < 20 Ls
1989	Gainesville, Fla. (4-1)	—	1-2	Outside Top 4	Ron Fraser	First Gainesville Regional (four total)
1990	Coral Gables, Fla. (3-2)	—	—	—	Ron Fraser	Sixth of 11 all-time .800+ W% seasons
1991	Fresno, Calif. (1-2)	—	—	—	Ron Fraser	Ended 14-year streak w/Regional in Fla.
1992	Coral Gables, Fla. (4-1)	—	2-2	T-3RD	Ron Fraser	Only lost seven games in regular season
1993	Baton Rouge, La. (0-2)	—	—	—	Brad Kelley	Only time from '88-'01 under 40 wins
1994	Coral Gables, Fla. (4-0)	—	1-2	Outside Top 4	Jim Morris	Began six-year streak of CWS trips
1995	Coral Gables, Fla. (4-1)	—	2-2	T-3RD	Jim Morris	Both CWS losses to USC (finished 2nd)
1996	Austin, Texas (4-1)	—	3-1	2ND	Jim Morris	Pat Burrell CWS MOP/nonwinning team
1997	Coral Gables, Fla. (5-1)	—	2-2	T-3RD	Jim Morris	Only time with five wins in Regional
1998	Coral Gables, Fla. (4-1)	—	1-2	Outside Top 4	Jim Morris	Third of four-year streak w/50+ wins
1999	Coral Gables, Fla. (3-0)	vs. Wake Forest (2-0)	4-0	CHAMPION	Jim Morris	Third championship; Beat FSU in final
2000	Coral Gables, Fla. (3-0)	@ Florida State (1-2)	—	—	Jim Morris	UM grad Bertman won fifth title w/LSU
2001	Coral Gables, Fla. (3-0)	vs. Clemson (2-0)	4-0	CHAMPION	Jim Morris	Fourth championship; C. Jimerson MOP
2002	Gainesville, Fla. (3-1)	@ South Carolina (1-2)	—	—	Jim Morris	Ended 14-game Regional winning streak
2003	Coral Gables, Fla. (3-1)	vs. NC State (2-0)	1-2	Outside Top 4	Jim Morris	Both CWS losses to Texas (won title)
2004	Coral Gables, Fla. (3-0)	vs. Florida (2-0)	0-2	Outside Top 4	Jim Morris	Only prior winless CWS trip was 1979
2005	Coral Gables, Fla. (3-0)	@ Nebraska (0-2)	—	—	Jim Morris	First time swept in Super Regional
2006	Lincoln, Neb. (3-0)	@ Mississippi (2-1)	0-2	Outside Top 4	Jim Morris	Second straight CWS trip with no wins
2007	Columbia, Mo. (1-2)	—	—	—	Jim Morris	Ended 10-game Regional winning streak
2008	Coral Gables, Fla. (3-0)	vs. Arizona (2-1)	1-2	Outside Top 4	Jim Morris	Only lost eight games in regular season
2009	Gainesville, Fla. (2-2)	—	—	—	Jim Morris	First of three straight eliminated by UF
2010	Coral Gables, Fla. (3-1)	@ Florida (0-2)	—	—	Jim Morris	90-91 last time two straight w/o CWS
2011	Gainesville, Fla. (2-2)	—	—	—	Jim Morris	Regional hosted by CWS runner-up UF
2012	Coral Gables, Fla. (0-2)	—	—	—	Jim Morris	Hosted CWS contender #4 seed SBU
2013	Louisville, Ky. (1-2)	—	—	—	Jim Morris	Traveled to future ACC member UofL

NCAA TOURNAMENT RECORD BREAKDOWN

BY ROUND

	W	L	PCT
Regional	117	43	.731
Super Regional	14	10	.583
College World Series	45	38	.542

BY REGIONAL SITE

	W	L	PCT
Arlington, Texas	1	2	.333
Austin, Texas	4	1	.800
Baton Rouge, La.	0	2	.000
Columbia, Mo.	1	2	.333
Coral Gables, Fla.	79	14	.849
Fresno, Calif.	1	2	.333
Gainesville, Fla.	11	6	.647
Gastonia, N.C.	1	2	.333
Lincoln, Neb.	3	0	1.000
Louisville, Ky.	1	2	.333
Starkville, Miss.	9	5	.643
Tallahassee, Fla.	6	5	.545

BY SUPER REGIONAL SITE

	W	L	PCT
Coral Gables, Fla.	10	1	.909
Columbia, S.C.	1	2	.333
Gainesville, Fla.	0	2	.000
Lincoln, Neb.	0	2	.000
Oxford, Miss.	2	1	.667
Tallahassee, Fla.	1	2	.333

BY COACH

	W	L	PCT
Ron Fraser	86	45	.656
Brad Kelley	0	2	.000
Jim Morris	90	44	.672

COLLEGE BASEBALL HALL OF FAME INDUCTEES

RON FRASER

COLLEGE BASEBALL HALL OF FAME INDUCTEE (2006)

HEAD COACH (1963-1992)

"The Wizard of College Baseball." In a career spanning 30 years, the Nutley, N.J., native won just about everything, including NCAA national titles in 1982 and 1985. He left the coaching ranks as second winningest all-time coach with a 1,271-438-9 (.747) record. His UM teams set a NCAA record with 20 consecutive playoff appearances. His career at Miami spanned more three decades, with eight trips to the College World Series. A 26-time coach of the year, he is a member of five halls of fame. Ron Fraser's uniform No. 1 was retired on April 24, 1993.

It was Fraser's knack for marketing and promotion that drew the masses and earned him the nickname "The Wizard of College Baseball." Miami players were wearing white shoes and colored gloves before Charlie Finley. Perhaps Fraser's biggest extravaganza was the baseball fundraiser dubbed "A Night With Ron Fraser" on Feb. 16, 1977, a \$5,000-a-plate gourmet dinner on the infield. Five-star chefs served a 10-course dinner of caviar, Alaskan king crab legs and pheasant under glass. A harpist in a white tuxedo played on the mound and violinists strolled among the tables. It was a huge success, covered by media from across the world. Fraser's expertise extended worldwide. On the international front, his crowning glory was becoming the first Team USA coach when baseball was a medal sport at the 1992 Summer Games.




SKIP BERTMAN

COLLEGE BASEBALL HALL OF FAME INDUCTEE (2006)

ASSISTANT COACH (1976-1983)

Bertman guided LSU to five NCAA baseball titles (1991, '93, '96, '97, 2000), seven SEC championships and a record of 870-330-3 (.724) in 18 seasons (1984-2001). He was named National Coach of the Year six times, and his teams drew huge crowds to venerable Alex Box Stadium, as LSU led the nation in attendance in each of his final six seasons (1996-2001).

Bertman also served as head coach of the 1996 U.S. Olympic team that captured the bronze medal in Atlanta. He was inducted into the American Baseball Coaches Association Hall of Fame in January 2003. In a Baseball America poll released in January 1999, Bertman was voted the second greatest college baseball coach of the 20th century, trailing only Rod Dedeaux of USC. Prior to his appointment at LSU, Bertman stellar recognition as one of the nation's brightest assistant coaches while at the University of Miami (Fla.) for eight seasons (1976-83). He also coached 11 seasons at Miami Beach High School, directing the Hi-Tides to a state championship and two runners-up finishes. He was named Florida's Coach of the Year on three occasions. Bertman spent his collegiate playing days at Miami as an outfielder and catcher from 1958-60. He earned his B.A. in health and physical education from Miami in 1961 and received his master's degree from UM in 1964.



NEAL HEATON

COLLEGE BASEBALL HALL OF FAME INDUCTEE (2008)

PITCHER (1979-81)

"The Heater" holds almost all of Miami's pitching records, including victories in a season (18) and career (42) and strikeouts in a game (23), season (172) and career (381).

In three years, Heaton was twice named an All-American, by ABCA in 1980 and by consensus in 1981 and in 1981 was drafted by the Cleveland Indians. Heaton is the first Hurricane to play in a big league all-star game and was inducted into the UM Hall of Fame in 1992.



NATIONAL AWARD WINNERS

PAT BURRELL

1998 GOLDEN SPIKES AWARD

Miami's baseball program has seen many great players, but none came to Mark Light Stadium with more expectations, or accomplished more than Pat Burrell. The 1995 California Coaches Player of the Year at San Jose's Bellarmine Prep School, Burrell was selected with the 43rd overall pick in the 1995 MLB Draft by the Boston Red Sox, but chose Miami over professional baseball. Hurricane fans are grateful he did.

Nicknamed "Pat the Bat", his 1996 season was one of the best in college baseball history. He hit a home run in his first game in the Orange & Green, and tallied five home runs in his first six games. He became the first freshman in NCAA history to lead the nation in hitting with a .484 batting average. He totaled 23 home runs and 64 RBI, as the Canes advanced to the Championship Game of the College World Series, where he became only the third player ever to win the CWS MVP award on a team that did not win the title. He was named a first-team All-American by *Collegiate Baseball* and *Baseball America*.

The third baseman followed his impressive debut season with 21 home runs, 76 RBI and a .409 average in 1997, once again winning All-American honors. He toured with Team USA, hitting 12 homers in 34 games and was named Summer Player of the Year by *Baseball America*. In 1998, Pat missed 38 games due to a back injury, but still compiled 17 HR's with 47 RBI with a .432 average, leading the Canes to the CWS for the third straight year. His .886 career slugging percentage ranks second all-time in NCAA history, and his .442 career batting average is seventh all-time, both school records. In the Miami record books, Burrell ranks second in career home runs (61), second in total bases (465), fifth in RBI (187), and fourth in walks (170).

The Philadelphia Phillies made Pat the #1 overall pick in the 1998 Major League Baseball draft. He joined the big league club in 2000, finishing fourth in Rookie of the Year balloting. He was co-winner of the 2005 Mike Schmidt Phillies MVP Award. In 2007, he joined Schmidt and Bobby Abreu as the only Phillies players in history to hit 20 homers in seven consecutive seasons.

In 2002, he established "Burrell's Buddies", providing tickets to youth groups that show outstanding character. Pat and his wife, the former Michelle Fonseca, were married November, 10, 2007 in California.

BURRELL'S INDIVIDUAL ACCOLADES:

- 1998 Golden Spikes Award winner
- *ABCA/Rawlings* All-America First Team selection (1996, 1997)
- *Baseball America* All-America First Team selection (1996, 1997)
- *Baseball America* All-America Third Team selection (1998)
- *Collegiate Baseball/Louisville Slugger* All-America First Team selection (1996, 1997)
- *NCBWA* Super Team selection (1996, 1997, 1998)
- *Sporting News* All-America selection (1997)
- *ABCA* All-Atlantic Region selection (1997, 1998)
- No. 1 overall selection, 1998 Major League Baseball First-Year Player Draft

MIKE FIORE

1987 DICK HOWSER TROPHY

A four-year UM starter, Mike Fiore was a member of the 1988 gold medal-winning USA team. The gritty outfielder rewrote the Hurricanes' record book by setting 12 UM batting marks, including hits (341), runs (258), doubles (63), runs batted in (235) and total bases (506).

Fiore earned Freshman All-American honors in leading Miami to the 1985 NCAA crown and was a consensus All-American as a senior. Fiore completed his business degree on time in 1988, and following that season, was drafted and signed by the St. Louis Cardinals. For five seasons, he was the the Associate Director and General Manager for USA Baseball.

FIORE'S INDIVIDUAL ACCOLADES:

- 1987 Dick Howser Trophy winner
- *ABCA/Rawlings* All-America First Team selection (1988)
- *Baseball America* All-America First Team selection (1988)
- *ABCA* All-Atlantic Region selection (1987, 1988)

ORLANDO GONZALEZ

1974 LEFTY GOMEZ PLATE

The first University of Miami player ever to have his jersey retired (No. 20), Orlando Gonzalez has gone down in the UM annuals as the team's best all-around first baseman. A .300 hitter out of Dade South Community College, Gonzalez hit .338 and stole 34 bases in his first season with the Canes. He followed that performance with a banner senior season. He slugged his way to a .402 average and stole a then-NCAA record 62 bases. His aggressive style at the plate and on the base paths led the Hurricanes to their first-ever College World Series, where Miami finished second to Southern Cal. who that year won its fifth-consecutive CWS title.

Following that College World Series which saw "Big O" drive in seven runs with his seven hits, he became the first recipient of the annual Lefty Gomez Plate Award as the outstanding player in collegiate baseball. He was named to the College World Series all-tournament team and as an All-American selection by *Sporting News* and the NCAA coaches as well.

Although not a power hitter--as a lefty shooting against long right field fences he hit but two homers in 1973 and one in 1974-- Gonzalez did have the tools of a fine baseball player. He combined overall hitting with great speed and quickness. He also was adept with the glove. He was a part of most of UM's 68 double plays-- a UM record for that time in twin killings. Gonzalez was drafted by the Cleveland Indians following his two-year stint at UM. It was with the Philadelphia Phillies and the Oakland Athletics, though, that he played at the major league level.

GONZALEZ' INDIVIDUAL ACCOLADES:

- 1974 Lefty Gomez Plate award winner
- *ABCA/Rawlings* All-America First Team selection (1974)
- *The Sporting News* All-America selection (1974)
- NCAA Coaches Association All-America selection (1974)

ALL-AMERICANS

AACBC

AMERICAN ASSOC. OF COLLEGE BASEBALL COACHES - FIRST TEAM

1974 Orlando Gonzalez, 1B
 Stan Jakubowski, P
 1975 Wayne Krenchicki, SS
 1976 Gavin Long, P
 1977 Rick Montoni, OF
 1980 Neal Heaton, P
 1981 Neal Heaton, P

ABCA / RAWLINGS

AMERICAN BASEBALL COACHES ASSOCIATION - FIRST TEAM

1969 Larry Pyle, OF
 1974 Orlando Gonzalez, 1B
 1980 Neal Heaton, P
 1981 Neal Heaton, P
 1986 Rick Raether, OF
 1988 Mike Fiore, OF
 1992 Jeff Alkire, P
 1994 Danny Graves, P
 1996 Pat Burrell, 3B
 1997 Pat Burrell, 3B
 1998 Alex Santos, P
 2010 Yasmani Grandal, C

AMERICAN BASEBALL COACHES ASSOCIATION - SECOND TEAM

2005 Ryan Braun, 3B
 Cesar Carrillo, P
 2009 Kyle Bellamy, P

AMERICAN BASEBALL COACHES ASSOCIATION - THIRD TEAM

2013 Bryan Radziewski, P

BASEBALL AMERICA

BASEBALL AMERICA - FIRST TEAM

1981 Neal Heaton, P
 1985 Rick Raether, P
 1986 Rick Raether, P
 1988 Mike Fiore, OF
 1989 Alex Fernandez, P
 1990 Oscar Munoz, P
 1992 Jeff Alkire, P
 1994 Danny Graves, P
 1996 Pat Burrell, 3B
 1997 Pat Burrell, DH
 1998 Aubrey Huff, 3B
 Alex Santos, P
 2005 Ryan Braun, DH

BASEBALL AMERICA

BASEBALL AMERICA - FIRST TEAM (cont'd)

2008 Yonder Alonso, DH
 2009 Kyle Bellamy, P
 2010 Yasmani Grandal, C

BASEBALL AMERICA - SECOND TEAM

1982 Danny Smith, P
 1996 Robbie Morrison, P
 2005 Cesar Carrillo, P
 2007 Yonder Alonso, 1B
 2008 Chris Hernandez, P
 2008 Blake Tekotte, OF
 2008 Jemile Weeks, 2B

BASEBALL AMERICA - THIRD TEAM

1996 Rudy Gomez, 2B
 1997 Robbie Morrison, P
 1998 Bobby Hill, SS
 1998 Pat Burrell, DH
 1998 Robbie Morrison, P
 1999 Bobby Hill, SS
 2004 Cesar Carrillo, P

COLLEGIATE BASEBALL / LOUISVILLE SLUGGER

COLLEGIATE BASEBALL NEWSPAPER - FIRST TEAM

1992 Jeff Alkire, P
 1994 Danny Graves, P
 1995 Jay Tessmer, P
 1996 Pat Burrell, 3B
 Robbie Morrison, P
 1997 Pat Burrell, 3B
 2008 Yonder Alonso, DH
 2008 Chris Hernandez, P
 2008 Jemile Weeks, 2B
 2010 Yasmani Grandal

COLLEGIATE BASEBALL NEWSPAPER - SECOND TEAM

1989 Joe Grahe, P
 1992 Charles Johnson, C
 1998 Alex Santos, P
 1998 Aubrey Huff, DH
 1999 Michael Neu, RP
 2000 David Gil, P
 2001 Javy Rodriguez, SS
 2004 Cesar Carrillo, P
 2005 Ryan Braun, 3B
 Cesar Carrillo, P



ALL-AMERICANS

COLLEGIATE BASEBALL / LOUISVILLE SLUGGER

COLLEGIATE BASEBALL NEWSPAPER - SECOND TEAM (cont'd)

- 2009 Kyle Bellamy, P
2013 Bryan Radziewski, P

COLLEGIATE BASEBALL NEWSPAPER - THIRD TEAM

- 1993 Dave Berg, 2B
1995 Kenny Henderson, P
1996 J.D. Arteaga, P
1997 Robbie Morrison, RP
1998 Robbie Morrison, RP
1999 Alex Santos, P
2000 Kevin Howard, 3B
2004 Jim Burt, 1B
2005 Jon Jay, OF
2007 Yonder Alonso, 1B
2010 Chris Hernandez, P

BASEBALL WEEKLY

BASEBALL WEEKLY - FIRST TEAM

- 1998 Alex Santos, P

NCBWA SUPER TEAM

- 1994 Danny Graves, P
Luis Hernandez, 2B
1995 Jay Tessmer, P
1996 J.D. Arteaga, P
Pat Burrell, 3B
1997 J.D. Arteaga, P
Pat Burrell, 3B
1998 Pat Burrell, 3B
Bobby Hill, SS
Aubrey Huff, 1B
Alex Santos, P
1999 Bobby Hill, SS

NCBWA

NATIONAL COLLEGIATE BASEBALL WRITERS ASSOC. - FIRST TEAM

- 2005 Cesar Carrillo, P
2008 Yonder Alonso, DH
2008 Jemile Weeks, 2B
2009 Kyle Bellamy, RP

NATIONAL COLLEGIATE BASEBALL WRITERS ASSOC. - SECOND TEAM

- 2005 Ryan Braun, 3B
2008 Chris Hernandez, P
2013 Bryan Radziewski

NCBWA

NATIONAL COLLEGIATE BASEBALL WRITERS ASSOC. - THIRD TEAM

- 2008 Carlos Gutierrez, RP

SPORTING NEWS

- 1974 Orlando Gonzalez, 1B
1978 Augie Ruiz, P
1980 Ross Jones, SS
1981 Neal Heaton, P
1992 Jeff Alkire, P
1994 Danny Graves, P
1997 Pat Burrell, 3B
1998 Aubrey Huff, DH
Alex Santos, P

ABCA ALL-ATLANTIC REGION

- 1984 Darren Mandel, DH
1986 Rick Raether, P
1987 Mike Fiore, OF
1988 Mike Fiore, OF
1989 Alex Fernandez, P
Joe Grahe, P
1990 Oscar Munoz, P
1992 Jeff Alkire, P
1994 Danny Graves, P
1997 J.D. Arteaga, P
Pat Burrell, 3B
1998 Pat Burrell, 3B
Bobby Hill, SS
Aubrey Huff, 1B
Jason Michaels, OF
Alex Santos, P
2005 Ryan Braun, 3B
Cesar Carrillo, P
2006 Eddy Rodriguez, C
2010 Yasmani Grandal, C
Chris Hernandez, P
2013 Chris Diaz, P
Bryan Radziewski, P

Verizon/COSIDA ACADEMIC ALL-AMERICA

- 1979 Jeff Morrison, P
1980 Jeff Morrison, P
1999 Alex Santos, P
2003 Jim Burt, 1B
2004 Jim Burt, 1B
2009 Ryan Jackson, SS

RETIRED NUMBERS

RON FRASER, head coach

#1

"The Wizard of College Baseball." In a career spanning 30 years, the Nutley, N.J. native won just about everything, including NCAA national titles in 1982 and 1985. He left the coaching ranks as second-winningest all-time coach with a 1,271-438-9 (.747) record. His UM teams set a NCAA record with 20 consecutive playoff appearances. Fraser's expertise extended worldwide as well.

He got his coaching start with the Netherlands that spawned three European Championships. Fraser guided the 1973 United States team that won the world title. In 1987, he led the USA to three upsets of Cuba and ultimately a Silver Medal at the Pan American Games. On the international front, his crowning glory was becoming the first Team USA coach when baseball was a medal sport at the 1992 Summer Games. A 26-time coach of the year, he is a member of 10 halls of fame, including the first class inducted into the College Baseball Foundation Hall of Fame in 2006. Ron Fraser's uniform No. 1 was retired on April 24, 1993.

DOUG SHIELDS, outfielder

#5

In a stellar four-year career, Shields set a high standard for UM centerfielders for years to come. The Tampa, Fla., native set seven offensive records while leading the Hurricanes to the school's first national title in 1982. Shields is UM's career leader in games played with 284 and ranks second in career at bats with 871. He ranks third in runs scored (238) and hits (271), and is 10th in career RBI with 165. After graduating with a degree in marketing, Shields was signed by the Montreal Expos. However, a knee injury short circuited his pro aspirations. In 1988, Shields was one of 11 founders of the UM's Hall of Fame Locker room in the varsity clubhouse

PAT BURRELL, third baseman

#11

Pat Burrell is the only player in the history of University of Miami baseball to win the coveted Golden Spikes Award. He finished his UM career with the best batting average in school history, hitting .442 over his three-year career and first in slugging percentage at .886. Burrell finished second in career home runs with 61, second in total bases with 465, fifth in RBI with 187 and fourth in walks with 170.

His 1996 freshman campaign was one of the greatest seasons in college baseball history, hitting .484 with 23 home runs and 64 RBI on a team that finished runner-up for the national title. Burrell's sophomore season saw him finish with 21 home runs and a .409 average to go along with 76 RBI. He became Miami's first No. 1 overall pick in the Major League Draft in June of 1998 after hitting .432 with 17 home runs and 47 RBI in an injury-filled junior season.

MIKE FIORE, outfielder

#12

A four-year UM starter, Mike Fiore was a member of the 1988 gold medal-winning USA team. The gritty outfielder rewrote the Hurricanes' record book by setting 12 UM batting marks, including hits (341), runs (258), doubles (63), runs batted in (235) and total bases (506). Fiore earned Freshman All-American honors in leading Miami to the 1985 NCAA crown and was a consensus All-American as a senior. He is also Miami's only Dick Howser Trophy winner, earning the honor in 1987 after leading UM to the College World Series in Omaha, Neb. Fiore completed his business degree on time in 1988, and following that season, was drafted and signed by the St. Louis Cardinals. For five seasons, he was the the Associate Director and General Manager for USA Baseball.

SKIP BERTMAN, catcher/assistant coach

#15

The first Hurricane baseball coach to have his number retired is best known for taking raw talent and transforming it into wins for Miami and a professional prospect. Bertman served as an assistant under Ron Fraser from 1975-83. He was then named the Head Coach at Louisiana State where he quickly turned that program into a national powerhouse. He played for UM as a catcher and outfielder from 1958-60. Bertman was also the head coach of the 1996 United States Olympic Baseball Team and is a member of the University of Miami Sports Hall of Fame. Bertman joined Fraser as an inaugural inductee into the College Baseball Foundation Hall of Fame in 2006.

ORLANDO GONZALEZ, first baseman

#20

Orlando Gonzalez's aggressive style of play at the plate and on the base paths led the Hurricanes to their first College World Series berth in 1974, a runner-up finish to Southern California. Gonzalez was named to the all-tournament team for his efforts at the CWS. He won the 1974 Lefty Gomez Plate as the Outstanding Player in College Baseball as well as All-America honors by The Sporting News and the NCAA Coaches Association. He hit .338 with 38 stolen bases as a junior and .402 and 62 swipes as a senior in 1974. Drafted by Cleveland, he saw major league action with the Indians, A's and Phillies.

CHARLES JOHNSON, catcher

#23

Charles Johnson was a three-year letterman for the Hurricanes from 1990-92 and a first-team All-American by The Sporting News in his final season. He currently is listed in the record book in three offensive categories: triples in a season (first, 9), triples in a career (fifth, 12) and home runs in a career (ninth, 38). Additionally, Johnson led the team in home runs in all three seasons in Coral Gables, as well as RBI in 1992. He was drafted by the Florida Marlins in the first round after his junior season in 1992 and enjoyed a solid Major League career that spanned 12 seasons.

RANDY GUERRA, first base/pitcher

#25

"Dandy Randy" was "Mister Do-It-All for UM", excelling on the mound and at bat from 1976 to 1979. He won 20 games as a hurler, but was best known as a long-ball hitting first baseman. Guerra finished his career in Coral Gables eighth on the career games played list with 238 appearances in the green and orange. That consistency also landed him fifth on the career at bats chart with 839. During his four-year career, Guerra flashed excellent skills at the plate, finishing sixth in Miami history with 252 hits. He also finished tied for ninth with 50 career doubles and tied for seventh with 39 career home runs. Maybe the most impressive statistic of Guerra's career was his 427 career total bases, which ranks third in Hurricane history, and 234 RBI, which ranks second.

NEAL HEATON, pitcher

#26

Neal "The Heater" Heaton holds many of UM's pitching records, including victories in a season with 18 and strikeouts in a game with 23. He is second in career wins with 42, third in strikeouts in a season with 172 and third in career strikeouts 381. In three years, 1979-81, Heaton was twice named an All-American and in 1981 was selected by the Cleveland Indians and made the parent club after just one year in the minors. Heaton was the first Hurricane to play in a big league all-star game.

STAN JAKUBOWSKI, pitcher

#29

In 1974, as a 19-year-old sophomore, the right hander posted a 16-3 record and dazzling 1.46 ERA while being named to the AABCA All-America and All-College World Series teams. At the CWS, Jakubowski hurled a nine-hit complete game over Harvard in the Hurricanes' first CWS game ever. Miami finished runner-up to USC in their first College World Series. Jakubowski finished his Miami career with a 40-14 record, 27 complete games, 432 innings pitched and 1.81 ERA. His 27 complete games is still a Miami school record. He was also a member of the 1974 United States team which won the World Amateur Championship under Ron Fraser.

J.D. ARTEAGA, pitcher/assistant coach

#33

J.D. Arteaga established himself as one of the greatest pitchers to ever take the mound at Mark Light Field. During his four year career, Arteaga set school records for career starts (72) and victories (43). He is second all-time in innings pitched (458.1) and fifth in career strikeouts (343). Arteaga ranks second in all-time College World Series starts, leading the Hurricanes to four appearances in Omaha. Arteaga was a 28th-round draft choice of the New York Mets in the 1997 MLB Draft. He retired in March of 2003 from professional baseball to become the pitching coach at his alma mater. His No. 33 was retired at the beginning of the 2003 season.



ALL-TIME #PROCANES BY MLB TEAM

ARIZONA DIAMONDBACKS

PLAYER	POS	YEARS
Jorge Fabregas	C	1998

ATLANTA BRAVES

PLAYER	POS	YEARS
Brian Barton	OF	2009
Jorge Fabregas	C	1999

BALTIMORE ORIOLES

PLAYER	POS	YEARS
Aubrey Huff	3B	2007-09
Charles Johnson	C	1999-2000
Wayne Krenchicki	3B	1979-81
Mike Pagliarulo	3B	1993
Jemile Weeks	2B	2013

BOSTON RED SOX

PLAYER	POS	YEARS
Alex Cora	2B	2005-08
Chris Howard	P	1994

CHICAGO CUBS

PLAYER	POS	YEARS
Bobby Hill	2B	2002-03

CHICAGO WHITE SOX

PLAYER	POS	YEARS
Jorge Fabregas	C	1997
Alex Fernandez	P	1990-96
Chris Howard	P	1993
Charles Johnson	C	2003-04
Nelson Santovenia	C	1992
Blake Tekotte	OF	2013

CINCINNATI REDS

PLAYER	POS	YEARS
Yonder Alonso	1B/OF	2010-11
Danny Graves	P	1997-2005
Wayne Krenchicki	3B	1982-83, 1984-85
Greg Vaughn	OF	1999

CLEVELAND INDIANS

PLAYER	POS	YEARS
Mike Armstrong	P	1987
Alex Cora	2B	2005
Orlando Gonzalez	1B	1976
Danny Graves	P	1996-97, 2006
Neal Heaton	P	1982-86
Jason Michaels	OF	2006-07
Chris Perez	P	2009-13

COLORADO ROCKIES

PLAYER	POS	YEARS
Joe Grahe	P	1995
Charles Johnson	C	2003-04
Greg Vaughn	OF	2003

DETROIT TIGERS

PLAYER	POS	YEARS
Aubrey Huff	3B	2009
Kurt Knudsen	P	1992-94
Wayne Krenchicki	3B	1983

HOUSTON ASTROS

PLAYER	POS	YEARS
Buddy Harris	P	1970-71
Charlton Jimerson	OF	2005-06
Jason Michaels	OF	2009-11
Orlando Palmeiro	OF	2004-07

KANSAS CITY ROYALS

PLAYER	POS	YEARS
Mike Armstrong	P	1982-83
Jorge Fabregas	C	2000
Neal Heaton	P	1992
Ross Jones	SS	1987
Danny Rios	P	1998
Nelson Santovenia	C	1993
Tony Vila	P	1978

LOS ANGELES ANGELS OF ANAHEIM

PLAYER	POS	YEARS
Jorge Fabregas	C	1994-97, 2001-02
Joe Grahe	P	1990-94
Orlando Palmeiro	OF	1994-2002

LOS ANGELES DODGERS

PLAYER	POS	YEARS
Alex Cora	2B	1998-2004
Charles Johnson	C	1998
Mike Metcalfe	OF	1998, 2000
Mike Piazza	C	1992-98
F.P. Santangelo	OF	2000

MIAMI MARLINS

PLAYER	POS	YEARS
Dave Berg	SS	1998-2001
Jorge Fabregas	C	1999
Alex Fernandez	P	1997-2000
Charles Johnson	C	1994-98, 2001-02
Mike Piazza	C	1998
Gaby Sanchez	1B	2008-12

MILWAUKEE BREWERS

PLAYER	POS	YEARS
Ryan Braun	3B/OF	2007-13
Gus Gandarillas	P	2001
Neal Heaton	P	1992
Greg Vaughn	OF	1989-96

MINNESOTA TWINS

PLAYER	POS	YEARS
Neal Heaton	P	1986
Chris Herrmann	C/OF	2012-13
Oscar Munoz	P	1995
Mike Pagliarulo	3B	1992-93

NEW YORK METS

PLAYER	POS	YEARS
Alex Cora	2B	2009-10
Jorge Fabregas	C	1998
Danny Graves	P	2005
Ross Jones	SS	1984
Mike Piazza	C	1998-2005

NEW YORK YANKEES

PLAYER	POS	YEARS
Mike Armstrong	P	1984-86
Neal Heaton	P	1993
Mike Pagliarulo	3B	1984-89
Danny Rios	P	1997
Wade Taylor	P	1991
Jay Tessmer	P	1998-2002

OAKLAND ATHLETICS

PLAYER	POS	YEARS
Warren Bogle	P	1968
Orlando Gonzalez	1B	1980
F.P. Santangelo	OF	2001
Jemile Weeks	2B	2011-13

PHILADELPHIA PHILLIES

PLAYER	POS	YEARS
Pat Burrell	OF	2000-08
Orlando Gonzalez	1B	1978
Joe Grahe	P	1999
Ryan Karp	P	1995, 1997
Jason Michaels	OF	2001-05

PITTSBURGH PIRATES

PLAYER	POS	YEARS
Neal Heaton	P	1989-91
Bobby Hill	2B	2003-05
Jason Michaels	OF	2008
Gaby Sanchez	1B	2012-13

SAN DIEGO PADRES

PLAYER	POS	YEARS
Yonder Alonso	1B/OF	2012-13
Mike Armstrong	P	1980-81
Cesar Carrillo	P	2009
Yasmani Grandal	C	2012-13
Mike Pagliarulo	3B	1989-90
Mike Piazza	C	2006
Eddy Rodriguez	C	2012
Blake Tekotte	OF	2011-12
Greg Vaughn	OF	1996-98

SAN FRANCISCO GIANTS

PLAYER	POS	YEARS
Pat Burrell	OF	2010-11
Aubrey Huff	3B	2010-12
F.P. Santangelo	OF	1999

SEATTLE MARINERS

PLAYER	POS	YEARS
Charlton Jimerson	OF	2007-08
Ross Jones	SS	1986
Jim Maler	1B	1981-83

ST. LOUIS CARDINALS

PLAYER	POS	YEARS
Brian Barton	OF	2008
John Fulgham	P	1979-80
Ryan Jackson	2B	2012-13
Jon Jay	OF	2010-13
Chris Perez	P	2008-09

TAMPA BAY RAYS

PLAYER	POS	YEARS
Pat Burrell	OF	2009-10
Aubrey Huff	3B	2000-06
Charles Johnson	C	2005
Greg Vaughn	OF	2000-02

TEXAS RANGERS

PLAYER	POS	YEARS
Alex Cora	2B	2010
Chris Howard	P	1995

TORONTO BLUE JAYS

PLAYER	POS	YEARS
Dave Berg	SS	2002-04

WASHINGTON NATIONALS

PLAYER	POS	YEARS
Neal Heaton	P	1987-88
Wayne Krenchicki	3B	1986
F.P. Santangelo	OF	1995-98
Nelson Santovenia	C	1987-91

MLB DRAFT PICKS/SIGNEES

PRE-DRAFT/FREE AGENT ERA Through 1964

YEAR	RD	PICK	NAME	TEAM
1956	—	—	Tommy Adams	Phillies
1959	—	—	Ed Harrison	Indians
1962	—	—	Larry Wilson	Athletics
1963	—	—	Ernie Yaroshuk	Phillies
1964	—	—	Elmer Harris	White Sox
	—	—	Bobby Ward	Cubs

JUNE DRAFT/FREE AGENTS 1965-Present

YEAR	RD	PICK	NAME	TEAM
1965	34	632	Bob Biletnikoff	Athletics
1966	6	102	*Warren Bogle^	Athletics
1968	—	FA	John Danchick	Red Sox
	—	FA	Dick Stureman	Mets
1969	7	153	George Maduro	Yankees
	25	576	Thom Lehman	Astros
1970	—	FA	Tony Barletta	Dodgers
1971	24	559	Terry Brown	Giants
	—	FA	Tom Borzecki	Giants
1972	—	FA	Ferris French	Red Sox
1973	—	FA	Bob Bartlett	Mets
	—	FA	Ralph Edwards	Tigers
	—	FA	Rick Patrylo	Cubs
	—	FA	Wally Pontiff	Rangers
1974	18	408	*Orlando Gonzalez	Indians
	35	662	Rick Reichle	Orioles
	—	FA	Benny Castillo	Expos
	—	FA	Manny Trujillo	Indians
1975	—	FA	Jerry Brust	Angels
	—	FA	Rick D'Innocenzio	Giants
	—	FA	Tom Holliday	Pirates
1976	12	280	Pat Callahan^	Yankees
	28	623	Rick Montoni^	Braves
	—	FA	Stan Jakubowski	Pirates
	—	FA	Bill Malpas	Reds
1977	8	205	Pat Callahan	Yankees
	14	263	Rick Montoni	White Sox
	—	FA	Gavin Long	Brewers
1978	3	73	Augie Ruiz	Dodgers
	19	485	Howard Shapiro^	Rangers
	21	522	Randy Guerra^	Brewers
	25	602	Humberto Acosta	Brewers
	—	FA	Kevin Ruffler	Astros
	—	FA	*Tony Vila	Royals
1979	11	261	Mark Batten	Mariners
	13	333	Ron Batter	Royals
	14	363	Randy Guerra	Yankees
	19	482	Alfredo Rodriguez	Padres
	37	841	Howie Shapiro	Cubs
	—	FA	Erol Akchurin	Yankees
	—	FA	*Tony Brewer	Yankees
	—	FA	George Persandi	Twins
	—	FA	Wes Robbins	Yankees
1980	1	9	*Ross Jones	Dodgers
	9	234	Matt Tyner	Orioles
	14	258	Bob Bastian	Angels
	18	460	Jeff Morrison^	Tigers
	24	603	Matt Minium	Indians
	—	FA	Dave Bisceglia	Reds
	—	FA	Paul Hundhammer	Red Sox
1981	1	26	Frank Castro	Padres
	2	39	*Neal Heaton	Indians
	6	154	*Mike Pagliarulo	Yankees
	8	193	Brian Silvas	Indians
	13	324	Tom Gil	Pirates
	14	362	Mike Browning	Yankees
	19	472	Jeff Morrison	Tigers
	—	FA	Rob Biagini	Giants

YEAR	RD	PICK	NAME	TEAM
	—	FA	Alex DeJesus	Expos
1982	18	458	Mike Kasprzak	Astros
	24	611	Sam Sorce	Rangers
	—	FA	Eddie Escobano	Athletics
	—	FA	Mickey Williams	Giants
1983	8	202	Dave Eichorn	Dodgers
	10	238	Danny Smith	Reds
	10	243	Bill Wrona	Mariners
	16	397	Orlando Artilles	Athletics
	20	519	Phil Lane^	Brewers
	25	620	Calvin James^	Cubs
	28	688	Camilo Pascual	Athletics
	—	FA	Pat Griffin	Tigers
	—	FA	Steve Lusby	Angels
	—	FA	Mike Sanicola	Yankees
	—	FA	Mitch Seoane	Yankees
	—	FA	Javier Velazquez	Dodgers
1984	2	38	Frank Russo	Pirates
	2	52	Rob Souza	Tigers
	6	149	Clarke Lange	Astros
	16	414	Phil Lane	Yankees
	21	543	Darren Mandel	Yankees
	29	702	Doug Shields	Expos
1985	8	210	Don Rowland	Tigers
	13	326	Calvin James	Astros
	13	340	Alain Patenaude	Tigers
	18	459	Rick Raether^	Angels
	30	760	Kevin Sheary^	Cardinals
	—	FA	Jon Leake	Brewers
	—	FA	Willie Martinez	Orioles
1986	6	137	Rick Raether	Rangers
	13	317	Dan Davies	Indians
	25	628	Kevin Sheary	Mariners
	—	FA	*Chris Howard	Yankees
	—	FA	Gus Meizoso	Rangers
	—	FA	Kevin Ryan	Dodgers
1987	22	573	Chris Lee	Astros
	—	FA	Mike Gibbons	Expos
	—	FA	*Wade Taylor	Yankees
1988	5	125	*Joe Grahe^	Athletics
	9	239	*Kurt Knudson	Tigers
	15	392	Mike Fiore	Cardinals
	26	669	Jorge Robles	Mariners
	28	715	Frank Dominguez	Angels
	30	779	Will Vespe	Twins
	53	1291	Doug DeKock	Expos
	62	1390	Mike Piazza (Dade)	Dodgers
	—	FA	Steffen Majer	Cardinals
1989	2	39	*Joe Grahe	Angels
	20	512	F.P. Santangelo	Expos
	26	664	Joe Trujillo	Cardinals
	60	1418	Rey Noriega	Yankees
	—	FA	Henry Hernandez	Cardinals
	—	FA	Mike Hinde	Twins
	—	FA	Will Vespe	Indians
	—	FA	Larry Walker	Yankees
1990	1	4	*Alex Fernandez (Dade)	White Sox
	4	133	Oscar Muñoz	Indians
	26	697	Shawn Purdy^	Athletics
	—	FA	Juan Flores	Brewers
	—	FA	Chris Hirsch	Expos
1991	1	34	*Jorge Fabregas	Angels
	16	429	Shawn Purdy	Angels
	22	570	*Ryan Karp (FIU)	Braves
	33	871	*Orlando Palmeiro	Angels
	39	1014	Maurice Crum	Brewers
	—	FA	Scott Lucas	Brewers
	—	FA	Mike Tosar	Mets
1992	1	28	*Charles Johnson	Marlins
	3	94	Gus Gandarillas	Twins
	5	139	Jeff Alkire	Cardinals



MLB DRAFT PICKS/SIGNEES

YEAR	RD	PICK	NAME	TEAM	YEAR	RD	PICK	NAME	TEAM
	9	242	*Ryan Karp (FIU)	Yankees		44	1314	Kevin Brown^	Red Sox
	17	469	Jonathen Smith	Mets	2001	2	54	Mike Rodriguez	Astros
	—	FA	Chris Anderson	Angels		4	121	Chris Sheffield	Blue Jays
	—	FA	Kevin DiGiacomo	Indians		4	132	Brian Walker	Mets
	—	FA	Gino DiMare	Red Sox		5	146	*Charlton Jimerson	Astros
	—	FA	Frank Mora	Mets		7	207	Tom Farmer	Tigers
1993	8	214	Jose Prado	Dodgers		11	330	Marcus Nettles	Padres
	10	272	Silvio Censale	Phillies		16	488	Mike DiRosa	Diamondbacks
	38	1079	*Dave Berg	Marlins		17	507	Dan Smith	Tigers
	44	1238	Chad Rupp	Twins		19	585	Kevin Brown	Braves
	—	FA	Danny Rios	Yankees		28	831	Troy Roberson^	Rangers
	—	FA	Rick Ellstrom	Padres		37	1112	Kris Clute	Marlins
1994	2	55	Kenny Henderson^	Expos		—	FA	Greg Lovelady	Marlins
	3	76	*Mike Metcalfe	Dodgers		—	FA	Alex Prendes	Red Sox
	4	101	*Danny Graves	Indians	2002	5	135	Kevin Howard	Reds
	10	278	Bruce Thompson^	Cardinals		5	144	Javy Rodriguez	Angels
	15	425	Sean Duncan	White Sox		11	322	Kiki Bengochea	Rangers
	21	569	Alex Miranda	Athletics		15	457	Matt Dryer	Giants
	21	581	Eric Morgan	Mariners		21	632	T.J. Prunty	Twins
	33	904	Luis Hernandez	Mets		23	692	Danny Matienzo	Twins
	45	1238	Walter Owens	Indians		47	1394	Troy Roberson	Mets
1995	5	117	Kenny Henderson	Padres	2003	35	1040	Jim Burt^	Blue Jays
	11	284	Danny Buxbaum	Angels	2004	2	54	Erick San Pedro	Expos
	12	327	Bruce Thompson	Giants		10	299	Adam Ricks	White Sox
	13	341	Rick Gama	Padres		19	554	Jim Burt	Mets
	19	534	*Jay Tessmer	Yankees		26	771	J.D. Cockroft	Rangers
	30	838	Jason Adge	Indians		38	1133	Richard Giannotti	Angels
	31	866	Ricky Gonzalez	Indians		40	1207	Danny Figueroa^	Athletics
	36	1002	Adam Finnieston	Royals		—	FA	*Brian Barton	Indians
	42	1176	Pete Demorejon	White Sox	2005	1	5	*Ryan Braun	Brewers
	46	1283	Denis Pujals^	Yankees		1	18	Cesar Carrillo	Padres
1996	3	88	*Alex Cora	Dodgers		4	126	*Gaby Sanchez	Marlins
	6	158	Jim Gargiulo	Cardinals		9	273	Paco Figueroa	Orioles
	9	274	Denis Pujals	Devil Rays		10	305	Chiqui Chirino	White Sox
	10	299	Rudy Gomez	Yankees		23	685	Brendan Katin	Brewers
	17	514	Michael DeCelle	Devil Rays		24	711	Vince Bongiovanni	Diamondbacks
	18	537	Alan Westfall	Mariners		34	1022	Brandon Camardese	Reds
	28	825	T.R. Marcinczyk	Athletics		43	1289	Danny Figueroa	Orioles
	37	1088	Clint Weibl	Cardinals		—	FA	Dan Touchet	Rangers
	43	1271	Eddie Rivero	Phillies	2006	1	42	*Chris Perez	Cardinals
	43	1272	Kenard Lang^	White Sox		2	74	*Jon Jay	Cardinals
	45	1319	Tris Moore	Tigers		4	111	Ricky Orta	Mariners
	54	1515	J.D. Arteaga^	Pirates		8	233	Tommy Giles	Dodgers
	50	1595	Ryan Grimmett^	Mariners		19	576	*Danny Valencia	Twins
1997	7	234	Eddy Reyes	Devil Rays		20	594	*Eddy Rodriguez	Reds
	15	464	*Jason Michaels^	Cardinals		23	678	*Scott Maine^	Rockies
	16	504	Laz Gutierrez^	Devil Rays	2007	6	193	*Scott Maine	Diamondbacks
	18	535	Ryan Grimmett	Tigers		8	271	Manny Miguelez	Tigers
	22	655	Mandy Jacomino	Tigers		30	921	Danny Gil	Astros
	26	780	J.D. Arteaga	Mets		34	1024	Enrique Garcia^	Cubs
	44	1301	Brad Brewer	Angels		—	FA	Roger Tomas	Tigers
	—	FA	Mike Lopez-Cao	Devil Rays	2008	1	7	*Yonder Alonso	Reds
1998	1	1	*Pat Burrell	Phillies		1	12	*Jemile Weeks	Athletics
	2	47	Robbie Morrison	Royals		1	27	Carlos Gutierrez	Twins
	3	96	Alex Santos^	Dodgers		2	66	Dennis Raben	Mariners
	4	104	*Jason Michaels	Phillies		3	101	*Blake Tekotte	Padres
	5	162	*Aubrey Huff	Devil Rays		4	129	Mark Sobolewski	Blue Jays
	8	248	Todd Ozias	Giants		24	719	Enrique Garcia	Reds
	13	387	Laz Gutierrez	Tigers		26	786	Adrian Severino	Twins
	—	FA	German Alvarez	Braves	2009	5	144	Jason Hagerty	Padres
1999	2	66	*Bobby Hill^	White Sox		5	159	*Ryan Jackson	Cardinals
	3	96	Russ Jacobson	Phillies		5	163	Kyle Bellamy	White Sox
	4	115	Alex Santos	Devil Rays		6	192	*Chris Herrmann	Twins
	7	216	David Gil^	Phillies		20	620	Eric Erickson^	Cubs
	29	878	Michael Neu	Reds		28	841	Dave DiNatale	Rockies
	—	FA	Darryl Roque	Expos		36	1073	John Housey	Mariners
	—	FA	Brian Seever	Angels		37	1122	David Gutierrez^	Twins
2000	2	43	*Bobby Hill	Cubs		46	1400	Glenn Cook (football)	Cubs
	3	93	David Gil	Reds	2010	1	12	*Yasmani Grandal	Reds
	14	416	Manny Cespino	Mariners		7	233	Chris Hernandez	Red Sox
	40	1200	Mark Walker	Giants		18	555	David Gutierrez	Twins



MLB DRAFT PICKS/SIGNEES

YEAR	RD	PICK	NAME	TEAM
	29	881	Scott Lawson	Rays
	30	919	Iden Nazario	Cardinals
2011	2	90	Harold Martinez	Phillies
	3	98	Zeke DeVoss	Cubs
	8	260	Daniel Miranda	Cardinals
	16	500	Travis Miller	Cardinals
	17	513	Nathan Melendres	Mariners
2012	2	94	Peter O'Brien	Yankees
	7	238	E.J. Encinosa	Giants
	8	264	Stephen Perez	Nationals
	20	611	Steven Ewing	Mariners
	34	1057	Eric Erickson	Yankees
	—	FA	Rony Rodriguez	Cubs
	—	FA	Cade Kreuter	Padres
2013	21	619	Eric Nedeljkovic	Rockies
	29	867	Chantz Mack	Mariners
	29	875	Bryan Radziewski^	Cardinals
	38	1130	Javi Salas	Twins
	—	FA	Alex San Juan	Rockies

JUNE SECONDARY DRAFT

1966-1986

YEAR	RD	PICK	NAME	TEAM
1967	1	13	Fred Kampf	Athletics
	4	73	*Warren Bogle	Athletics
	7	134	James Goodwin	Indians
	10	172	Robert Yingling	Athletics
1968	1	7	Larry Pyle^	Braves
	4	72	Fred Kampf^	Athletics
1971	2	26	Joel Green	Cubs
1975	2	32	Jim Crosta	White Sox
	3	45	Tom Baxter	White Sox
1976	1	15	*John Fulgham	Cardinals
1977	1	9	Steve Lerner	Orioles
1982	1	19	Nelson Santovenia	Expos
1983	2	33	Mark Bauer	Athletics
1986	1	4	*Greg Vaughn	Brewers

JANUARY DRAFT

1966-1986

YEAR	RD	PICK	NAME	TEAM
1966	1	16	Bob Biletnikoff	Yankees
1969	1	2	Larry Pyle	Yankees
1974	1	24	*Mike Armstrong	Reds
	3	66	Hank Boguszewski	Dodgers
1976	1	7	*Wayne Krenchicki	Orioles
1977	4	81	Rick Nicholson	Brewers
1978	1	5	*Jim Maler	Mariners
1982	1	2	Scott Parsons	Padres

INDEPENDENT LEAGUES

YEAR	RD	PICK	NAME	TEAM
1975	—	—	Ron Scott	Portland
1976	—	—	Bob Roth	Victoria
1977	—	—	Gary Sarno	Texas City
1982	—	—	Mike Kunter	Miami
1985	—	—	Julio Solis	Miami
1986	—	—	Rick Richardi	Miami
1987	—	—	Kevin Sheary	Miami
1989	—	—	Cleveland Gary (football)	Miami
1991	—	—	Greg Knowles	Salt Lake
	—	—	Todd Bush	<i>Mexican League</i>
2000	—	—	Lale Esquivel	—
2006	—	—	Andrew Lane	—

KEY

* - played or plays in the Major Leagues

^ - Returned to school



MIAMI ALL-TIME LETTERMEN

A

Abrams, Sam	2011, 13-Present
Acosta, Humberto	1977-78
Adams, Tommy	1953-56
Adams, Larry	1948
Addison, Brent	1986
Adge, Jason	1995
Adler, Jim	1951
Akchurin, Erol	1977-78
Albir, Marcelo	2003-04, 06
Alfonso, Gus	1998
Alfonso, Raudel	2005-2006
Alonso, Yonder	2006-2008
Allen, Jon	2004
Alkire, Jeff	1989-92
Alvarez, Bob	1952-53
Alvarez, German	1997-98
Anderson, Chris	1988, 90-92
Archer, John	1961-62
Armstrong, Mike	1973
Arrieta, Fadul	1992-93
Arteaga, J.D.	1994-97
Artiles, Orlando	1982-83

B

Baldoni, Fred	1947-50
Barkett, Matt	2002-03
Barletta, Tony	1969-70
Barnes, George	1964
Barquin, Tony	1980-81
Barr, Christopher	2013-Present
Barrett, Pat	1970-71
Bartell, John	1958-60
Bartlett, Bob	1971-73
Bastian, Bob	1980
Barton, Brian	2003-04
Battaglia, Tom	1971
Battaglia, Vince	1970-71
Batten, Mark	1976-79
Batter, Ron	1978-79
Bauer, Mark	1983
Baxter, Tom	1974
Beal, Stuart	1954
Beasley, Sean	1996
Beckman, Witt	1972-75
Beer, Irv	1953
Beish, Greg	1971
Bellamy, Kyle	2007-09
Bengochea, Kiki	2000-02
Benoit, Jerry	1951-53
Berg, Dave	1992-93
Berry, Steve	1973
Berry, Red	1959-61
Berryman, Dick	1947-48
Bertani, Fred	1963-65
Berthelot, Eric	1993
Bertman, Skip	1958-60
Best, Gary	1992
Biagini, Rob	1980-81
Biletnikoff, Bob	1965
Bisceglia, Dave	1980
Alex Blanco	2002-04
Ted Blackman	2009-10
Blank, Jerry	1946
Blanton, Ed	1946
Blanton, Jack V.	1946
Boden, Eddie	1948-49
Bogle, Warren	1966-67
Boguszewski, Hank	1973

Bongiovanni, Vince	2002-05
Bonofiglio, Mario	1954
Booth, Dean	1960-61
Borgese, Jeff	1989
Borowicz, Ray	1971
Borzecki, Tom	1968-71
Bossory, John	1963-65
Brady, John	1962-65
Brande, Luis	1975-76
Brannan, Ryan	1994-95
Braun, Ryan	2003-05
Bravo, Eddie	1968-69
Brenan, Mike	1958-59
Breslof, Steve	1974-75
Brewer, Tony	1978-79
Brewer, Bob	1957-59
Brewer, Brad	1997
Broad, Michael	2010-13
Brooks, Walt	1979
Brown, Clint	1992
Brown, Kevin	1998-01
Brown, Tom	1967
Brown, Terry	1970-72
Browning, Mike	1981
Bruce, Wayne	1973
Bruckner, Dan	1987-88
Brust, Jerry	1974-75
Bundrick, Brian	1996
Burmester, Lou	1980
Burnett, *	1946
Burrell, Bill	1950-51
Burrell, Pat	1996-98
Burt, Jim	2001-2004
Burton, Tim	1996
Bush, Todd	1990-91
Buxbaum, Danny	1994-95

C

Callahan, Pat	1976-77
Cameron, Rusty	1970
Campbell, Whitey	1947-50
Camardese, Brandon	2002-05
Canevari, Dan	1979
Cannizzaro, Frank	1996
Carapella, Al	1949-50
Carey, Dale	2011-Present
Carr, Dave	1982-83
Carrillo, Cesar	2004-05
Cartaya, Oscar	1997
Carter, Dick	1951-52
Carter, Kevin	1983-84
Cash, Charlie	1984
Casoria, Len	1955-56
Castillo, Benny	1971-74
Castro, Frank	1979-81
Catalino, *	1963
Caudle, Jim	1953, 57
Censale, Silvio	1991-93
Chaney, Joe	1977
Channell, Ryan	1999
Chefas, John	1963
Chirino, Chiqui	2003-04
Cianchini, Elliot	1989-90
Clark, Jim	1947
Clark, Al	1984
Clute, Kris	1998-01
Cockroft, J.D.	2001-04
Cohn, Andrew	2001-04
Colasanti, Art	1966
Coleman, Greg	1990-93
Collazo, Lazaro	1985

Collins, John	1965-66
Conley, Jeff	1982
Connell, Jerry	1953
Contreras, Ed	1957-59
Cooper, Rob	1993
Cora, Alex	1994-96
Cortina, Bucky	1948-50, 52
Crespo, Manny	1998-00
Crosta, Jim	1973-75
Crow, Dean	1992
Crum, Maurice	1990-91
Cucuzza, John	1973
Cuervo, Bernie	1993

D

D'Innocenzio, Rick	1974-75
Danchik, John	1966-68
Dangel, Al	1958-60
Davies, Dan	1983-86
Day, Steve	1990-91
Deardorff, Lou	1951-52
DeBold, Luke	1999-02
DeBold, Rusty	1985-86
DeCelle, Michael	1996
Deem, Cliff	1967-69
Dehlinger, Rick	1978
DeJesus, Alex	1978-81
DeKock, Doug	1987-88
DeKreon, Bob	1955
Del Giudice, Rick	1977-80
Del Rio, Ted	1951-52
Deliz, Chico	1960-62
DeMola, Oscar	1975
Dermigny, Sam	1946
Desmond, Bill	1948-50
DeVoss, Zeke	2010-11
Diaz, Chris	2012-Present
Diaz, Rick	1978-79
Diaz, Walter	2005
Diego, Kevin	2007
DiGiacomo, Kevin	1990-92
DiFalco, Joe	1972-73
DiGiammarino, Larry	1960
DiMare, Gino	1989-92
DiMare, Richard	1962
DiNatale, Dave	2007-09
Dini, Greg	2002-03
DiRosa, Mike	1999-01
Dixon, Ryan	2002-03
Dollar, Toby	1994
Dominguez, Frank	1985-88
Donahue, Karl	1950-52
Dorish, Dave	1991-92
Dryer, Matt	1999-01
Duarte, Lou	1979
Duffin, Tom	1986
Dulom, Kirk	1986-87, 89
Duncan, Sean	1994
Dunkle, Sheldon	1956-58
Dyshuk, Pete	1951

E

Eccleston, *	1963
Edwards, Ralph	1973
Egnatuk, Wally	1980
Eich, Gene	1964
Eich, Dennis	1962-64
Eichhorn, Dave	1983
Ellena, Greg	1983-86

Ellison, Ernie	1949
Ellstrom, Rick	1992-93
Encinosa, E.J.	2010-12
Erickson, Eric	2007-08, 10, 12
Erickson, Greg	1990
Erwin, Mat	1994
Escribano, Eddie	1979-80, 82
Esquivel, Lale	1997, 99-00
Estrada, Bobby	1979
Eusebio, Ricky	2013-Present
Ewing, Steven	2010-12

F

Fabregas, Jorge	1989-91
Fahy, Thomas	1961
Fanaro, Carl	1963
Farrell, Jon	1990
Farmer, Tom	1998-01
Fauci, Steve	1985
Feeney, Patrick	2005
Feldman, Richard	1976-77
Feldman, Robert	1976-77
Ferguson, Dave	1980
Ferguson, John	1947
Fernandez, Alex	1989
Fernandez, Alexander	2012-13
Ferrara, Tony	1949-51
Fieger, Brad	2011-Present
Fielier, Ralph	1949
Figueroa, Danny	2002-05
Figueroa, Paco	2002-05
Finnieston, Adam	1995
Fiore, Mike	1985-88
Fischer, Ed	1974
Fitch, Bob	1963
Fitzgerald, Mike	1964-65
Fleizach, Frank	1998
Flick, Vaughn	1973-75
Flores, Juan	1989-90
Floyd, Rick	1973-74
Flynn, Bobby	1972-75
Fordyce, Larry	1967-68
Foster, Harvey	1962-64
Franantonio, Frank	1948
Frear, Fred	1954
Freitas, Nick	2006-2007
French, Ferris	1968-70
Frese, Roger	1957
Frey, Eric	1974
Fuko, Dean	1971-73
Fulghan, John	1975

G

Gale, Dino	1976, 79
Gallagher, Terry	1977-81
Gallo, Hadrian	1984
Gama, Rick	1993-95
Gandarillas, Gus	1992
Gankofskie, Rich	1977
Garabedian, Alex	2005
Garcia, Enrique	2007-2008
Gargiulo, Jim	1994-96
Garrigou, Carl	1953-55
Garvey, Ed	1968-70
Gawenda, Chris	2006, 08
George, Bobby	1970-71
Gerrotty, Dick	1946-49
Ghaul, Harry	1946-47
Giacoboni, Dom	1956-58

MIAMI ALL-TIME LETTERMEN

Gianini, Jim	1969
Giannotti, Richard	2002-04
Gibbons, Mike	1986-87
Gifford, Ron	1972-83
Gil, Danny	2004-07
Gil, David	1997-00
Gil, Tom	1981
Giles, Tommy	2006
Gill, Rob	1976-77
Girona, Frank	1951
Golding, Rob	1957
Gomez, Rudy	1994-96
Gomez, Tito	1966-68
Gonsalves, Lou	1950-51
Gonzalez, Dorian	1994-96
Gonzalez, Orlando	1973-74
Gonzalez, Ricky	1995
Gonzalez, Roger	2013
Goodwin, Jim	1967
Graham, Norman	1959-61
Grahe, Joe	1987-89
Grandal, Yasmani	2008-10
Grandinette, Frank	2013
Graves, Danny	1992-94
Green, Toby	1963-65
Green, Joel	1969-71
Grey, William	1962-65
Griffen, Pat	1983
Grimmett, Ryan	1994-97
Grundy, Jerad	2010
Guerra, Randy	1976-79
Guerra, Rene	2008-09
Gullette, Leigh	1976-80
Gutierrez, Carlos	2005-08
Gutierrez, David	2007-10
Gutierrez, Laz	1996-98
Guttman, Maury	1958

H

Hacker, T.J.	2003
Hagerty, Jason	2007-09
Hambleton, Denny	1947-50
Hammonds, Paul	1975-76
Hand, Frank	1948-50, 52
Hansen, Russ	1977
Hansen, Thomas	1962
Harris, Elmer	1962-64
Harrison, Ed	1956-58
Hart, Chris	1984-85
Hattis, Bill	1974-75
Hearn, H.C.	1956-57
Heaton, Neal	1979-81
Heaton, Scott	1982
Heffer, Larry	1961-62
Heiser, Rick	1986
Helmer, Robert	2004
Helmstetter, Chuck	1968-70
Henderson, Kenny	1992-95
Herman, Dave	1971-72
Hernandez, Alex	2013-Present
Hernandez, Bob	1987-88
Hernandez, Chris	2008-10
Hernandez, Ernie	1976
Hernandez, Henry	1987-89
Hernandez, Luis	1991-94
Herrera, Jace	2013
Herrmann, Chris	2009
Heyman, Grant	2013
Hill, Bobby	1997-99
Hinckle, Claude	1972
Hinde, Mike	1989

Hines, Wayne	1962-65
Hirsch, Chris	1988-90
Hoelker, Chad	1992-95
Hoff, Eddie	1995-96
Hogan, Bill	1976
Hogden, *	1949
Holka, Doug	1969-72
Holliday, Tom	1974-75
Hoof, Joey	2002-04
Horgen, David	1957-59
Housey, John	2007-2009
Howard, Chris	1986
Howard, Kevin	2000-02
Howell, Greg	1997-00
Huguet, George	2001-04
Huff, Aubrey	1997-98
Hughes, Bobby	1959-61
Hundhammer, Paul	1979-80

I

Incardona, Joe 1972

J

Jackson, Ryan	2007-09
Jacobsen, Chris	1993
Jacobson, Russ	1997-99
Jacomino, Mandy	1997
Jakubowski, Stan	1973-76
James, Calvin	1981-85
James, Harvey	1946
Jay, Jon	2004-06
Jezeck, Laddie	1967-69
Jimerson, Charlton	1998-01
Johnson, Charles	1990-92
Johnston, J.B.	1953
Jones, Rick	1965-67
Jones, Ross	1979-80
Jordan, Bert	1981
Joseph, Pete	1988

K

Kahn, *	1967
Kahn, Gary	1971
Kairis, Ed	1946-48
Kamalsky, Matt	1998-99
Kampf, Fred	1967-68
Karp, Ryan	1991
Kasprzak, Mike	1981-82
Katin, Brendan	2004-05
Kaufman, Teddy	2007
Kavanaugh, Dan	1960-62
Kazan, Marty	1952-53
Keller, Chuck	1979
Kelly, Charles	1947
Kennedy, Garrett	2012-Present
Kichowski, Bob	1952-53
Kirkpatrick, Norm	1981
Kish, Dave	1961-63
Kissell, Larry	1947-48
Kissner, Albie	1976
Knight, Terry	1966
Knighten, Willie	1984
Knott, Dave	1974-77
Knowles, Greg	1988-91
Knowles, Dale	1984
Knudsen, Kurt	1988
Koronis, Alex	2007-08
Kosek, Rick	1984-85

Kossak, Vince	2012-13
Kostopolis, Andy	1954
Kotzen, Frank	1960-62
Kouchalokos, Pete	1946-47
Kowalski, Ed	1953
Krenchicki, Wayne	1973-75
Kreuter, Cade	2012-13
Kruijs, Eddie	1982-84
Krull, Joe	1946
Kutner, Mike	1978-81

L

Landis, David	1959
Lane, Andrew	2003-2006
Lane, Phil	1982-84
Lange, Clarke	1984
Larkin, Mike	1969-72
Larsen, Al	1956
Larson, Forrest	1972
Lawroski, John	2013-Present
Lawson, Scott	2009-10
Leake, Jon	1984-85
Leary, Jack	1951
Lee, Chis	1986-87
Leehive, Dennis	1966
Lehman, Thom	1967-69
LePore, Babe	1948-50
Lerner, Steve	1975, 77
Leve, Chuck	1968-70
Levin, Andrew	1961
Levy, Harold	2008
Lewis, John	1959-60
Lindquist, Chet	1954-55
Lison, Gus	1941, 49
Litz, Norman	1951
Llanes, Juan	1991-92
LoMedico, Phil	1974-75
Long, Gavin	1976-77
Lopez, Brandon	2013-Present
Lopez, Ricky	1991
Lopez-Cao, Andrew	1997-98
Lopez-Cao, Mike	1994-97
Lorenzo, Al	1983
Losch, Jack	1953-55
Lovecchio, Joe	2010
Lovelady, Greg	1998-01
Lucas, Scott	1990-91
Ludwig, Edward	1962
Lusby, Steve	1982-83
Lynch, Chris	1975-76

M

McClain, Bill	1960
McElaney, *	1947
McGoldrick, Joe	1973
McLean, Jon	2005-2006
Mack, Chantz	2010-13
Mack, Preston	1991
Maduro, Jorge	1967-69
Magno, Chris	1985-86
Maine, Scott	2005-07
Majer, Steffen	1984-88
Maler, Jim	1977
Malizia, Mark	1985
Malpas, Bill	1975-76
Mandel, Darren	1983-84
Mandis, Angelo	1957-58
Mannix, Kevin	2000-02
Maone, Jim	1975

Marchegiano, Pete	1961
Marcinczyk, T.R.	1995-96
Margiotta, Joe	1969-72
Marino, Nick	1949
Marnhout, Jack	1953-55
Marsicano, Al	1971-73
Martaniuk, Henry	1954
Martin, Jim	1952-53
Martinelli, Ron	1989
Martinez, Harold	2009-11
Martinez, Javier	1974
Martinez, Willie	1984-85
Matienzo, Danny	2000-02
Mastrolonardo, David	1996
Matthews, Jack	1954-57
Maude, Mike	1980-81
Maza, Ralph	1969-72
Meagher, Joe	1949-52
Mederos, Jarred	2012
Meizoso, Gus	1983-86
Melendres, Nathan	2009-11
Mell, Vic	1946
Menendez, Gus	2006-07
Mestre, Marc	1994-96
Metcalfe, Mike	1993-94
Michaels, Jason	1997-98
Migueluez, Manny	2005-07
Miller, George	1975
Miller, Rich	1966-67, 69
Miller, Travis	2009-11
Milliken, Kenneth	1962
Minium, Matt	1980
Minter, Alan	1961-62
Miranda, Alex	1991-94
Miranda, Daniel	2009-11
Mitchell, Nelson	1964-65
Monashkin, Al	1949-50
Monte, Neale	1968-70
Montoni, Rick	1976-77
Moore, Tris	1995-96
Mora, Frank	1990-92
Moretti, Gene	1951-53
Morgan, Eric	1994
Morris, J.R.	1993
Morrison, Jeff	1978-81
Morrison, Robbie	1996-98
Muelhausen, Jim	1969-72
Munoz, Oscar	1988-90
Munson, Robb	1984
Murnak, Richard	1961-62
Murphy, Larry	1953-55, 57

N

Nalepa, Anthony	2007-08
Napp, Larry	1967-68
Nazario, Iden	2008-10
Ndeljkovic, Eric	2012-13
Nebel, Norm	1959
Nelson, Joe	1984-87
Nettles, Marcus	1999-01
Neu, Michael	1999
Newman, Brad	2003
Newman, Roger	1956-58
Nichols, Jack	1954
Nicholson, Rick	1975-76
Nobles, Charlie	1965
Noce, John	1985-86
Norbert, Ted	1957
Norcross, Robert	1966
Noriega, Rey	1988-89
Novak, Andy	1947-50



MIAMI ALL-TIME LETTERMEN

Nugent, Nick	1955-56	Putt, Jack	1956	San Juan, Alex	2012-13	Swenson, Tim	1996
Nykoluk, Kevin	1996	Pyle, Larry	1967-69	San Pedro, Erick	2002-04		
				Sanchez, Gaby	2003-04		
				Sanders, Al	1951		
				Sanders, Ken	1954-55		
				Sanicola, Mike	1983		
				Santana, Jason	2006-10		
				Santangelo, F.P.	1989		
				Santiago, Kevin	2005		
				Santos, Alex	1997-99		
				Santos, Julian	2011-12		
				Santovenia, Nelson	1982		
				Sargent, Adam	2011-Present		
				Sarmiento, Chris	1985-86		
				Sarno, Gary	1971-75		
				Scarnecchia, Sam	1955		
				Schelmay, Ted	1972-75		
				Schleuss, Will	1993		
				Schmitt, Chuck	1951-53		
				Schoen, Howie	1951-53		
				Schultz, Richard	1955		
				Scott, Ron	1974-75		
				Seale, Jeff	1992		
				Selotti, Jack	1951		
				Seoane, Mitch	1981-83		
				Seever, Brian	1998-99		
				Severino, Adan	2008		
				Shannon, Tom	2003		
				Shapiro, Howie	1976-79		
				Sharts, Scott	1989		
				Sheary, Kevin	1983-87		
				Sheffield, Chris	1999-01		
				Sheridan, Bob	1965		
				Sherman, Ed	1946-48		
				Shields, Doug	1981-84		
				Shoedinger, Ed	1947-49		
				Siegler, John	1963-65		
				Siepe, Kim	1972-75		
				Silvas, Brian	1981		
				Silverberg, Jerry	1972		
				Skalaski, Charles	1946		
				Skorge, Ed	1949-50		
				Slavicka, Frank	1950		
				Smith, Dan	2000-01		
				Smith, Danny	1980-83		
				Smith, Everette	1952		
				Smith, Frank	1951-52		
				Smith, Johnathen	1991-92		
				Smith, Kevin	1982-83		
				Smith, Tom	1977		
				Sneir, Ryan	2003		
				Sobolewski, Mark	2007-08		
				Solis, Julio	1984-85		
				Sonenberg, Dave	1966-67		
				Sorce, Sam	1981-82		
				Sorokowski, Wayne	1965-67		
				Sosa, Enrique	2013-Present		
				Souza, Rob	1982-84		
				Spasoff, Darin	1996-99		
				Sparkman, Darrell	1987-88		
				Spinelli, Nick	1962		
				Squilla, Joe	1978		
				Steel, Ed	1970		
				Stefkoich, Dan	1966-68		
				Stenson, Vic	1958-60		
				Stieve, Robert	1959		
				Strong, Chad	2000		
				Stuart, Jim	1952		
				Stureman, Dick	1967		
				Suarez, Andrew	2012-Present		
				Swatscheno, D.J.	2009		
				Swenson, Chuck	1954-55, 57		

T

Tackett, Sean	1995
Taro, Bob	1951-54
Tatol, Joe	1946
Taylor, Bob	1970-71
Taylor, Wade	1987
Tekotte, Blake	2006-08
Tessmer, Jay	1994-95
Thompson, Bruce	1992-95
Thompson, David	2013-Present
Thurber, Frank	1958-60
Tippett, Keith	1992-93
Tomas, Roger	2004-07
Torres, Jim	1955
Torti, Mike	1994-95
Tosar, Mike	1988-91
Tosca, Carlos	1996
Toth, John	1951
Touchet, Dan	2001-05
Tregallo, Esteban	2012-13
Trujillo, Jose	1986-89
Trujillo, Manny	1973-74
Tucker, Steve	1988-89
Tyner, Matt	1977-80

U

Understahl, Don	1962-63
Unger, Ken	1964-65
Urbanowicz, Hank	1967-68

V

Vacarro, Jim	1946
Valencia, Danny	2005-06
Valdes-Fauli, Shawn	2002-04
Valentine, Don	1965-66
Vanlear, Ralph	1949
Vari, Ron	1959
Vazquez, Ben	2007-08
Vazquez, Vince	1999-02
Vaughn, Greg	1986
Vega, Joe	1972-75
Velazquez, Javier	1982-83
Vespe, Will	1986-89
Vincendese, Frank	1953-55
Viera, John	1986-89
Vila, Tony	1977-78
Villasuso, David	2009-11
Vinci, William	1963-64
Volpe, Al	1969-72

W

Walezak, Mike	1969, 71
Walker, Bob	1982-83
Walker, Brian	1999-01
Walker, Larry	1989
Walker, Mark	1997-00
Ward, Bobby	1962-64
Warren, Pat	1964-65
Wayne, Tommy	1968
Weaver, Bobby	1961
Weeks, Jemile	2006-08
Wiebel, Scott	2011-12
Weibl, Clint	1996
Weislow, Jonathan	2007-09

O

O'Boyle, Leo	1951-54
O'Brien, George	1974
O'Brien, Peter	2012
O'Brien, Richard	2006-07
O'Brien, Bob	1985-86
O'Malley, Marty	1975
Olen, Randy	1969-72
Orta, Ricky	2004-06
Otero, Ryan	2013-Present
Owens, Walter	1994
Ozias, Todd	1997-98

Q

Quinlan, John	1947
---------------	------

R

Raben, Dennis	2006-08
Radziewski, Brian	2011-Present
Raedle, Joe	1984-86
Raether, Rick	1984-86
Rainey, Kerry	1970-71
Rajisch, Rob	1978-79
Ramjit, Vickash	2009
Rams, Hugo	1974-77
Ratcliff, Frankie	2010
Raymond, Ralph	1947-50
Reeh, Daryl	1972
Reichie, Rich	1974
Reif, Derek	1996
Reisman, Jerry	1963-65
Reyes, George	1980
Reyes, Eddy	1997
Richard, Rick	1985-86
Ricks, Adam	2003-04
Riese, Steve	1979
Ring, Charlie	1948-49
Rios, Danny	1991, 93
Rivero, Eddie	1995-96
Rita, Dick	1948-49
Roberson, Troy	1999-02
Robins, Bert	1956-57
Robbins, Wes	1977-78
Robinson, Donald	1989-92
Robinson, Sam	2009-11
Robinson, Zach	2010-11
Robitaille, Danny	2005
Robles, Jorge	1987-88
Rodriguez, Alfredo	1978-79
Rodriguez, Javy	1999-02
Rodriguez, Eddy	2004-06
Rodriguez, Mike	1999-01
Rodriguez, Rony	2010-12
Romano, Bob	1954
Rose, John	1948, 50
Ross, Gary	1979-80
Roth, Bob	1973-76
Roque, Darryl	1998-99
Rouviere, Whitey	1954
Rowland, Don	1982-85
Rowland, Shane	2011
Rubin, Marvin	1951
Rudman, Michael	2007-09, 11
Ruiz, Augie	1976-78
Ruiz, Fernando	1991-94
Rupp, Chad	1992-93
Russo, Frank	1983-84
Ryan, Kevin	1985-86

S

Sacco, Tom	1982-84
Safchik, Brad	2001-02
Saggese, Rick	1996-98
Salas, Javi	2011-Present
Salcines, A.J.	2011-Present
Saline, Stu	1951
Sallata, Pete	1958-59
Samuels, Milton	1948

HISTORY & RECORDS



MIAMI ALL-TIME LETTERMEN

Weiss, Dave	1952-55
Weiss, Ed	1954-57
West, Jim	1989-90
Westfall, Allan	1994-96
Whalen, Jim	1948
Whaley, Eric	2010-13
Wheeler, Kevin	1991-93
Williams, Bob	1982
Williams, Danny	1964
Williams, David	1963
Williams, Mickey	1981-82
Wilson, Larry	1960-62
Wilson, Willie	1954-55
Wilson, *	1963
Winkini, *	1955
Wolkosky, Jamie	1991
Wood, Bruce	1978
Wood, Jim	1948
Woodrey, Thomas	2013-Present
Word, Rob	1988
Wrona, Bill	1981-83
Wulf, Taylor	2009-10

Y

Yanowitz, Stan	1964-66
Yaroshuk, Ernie	1961-63
Yingling, Bob	1967
Young, Ed	1968-71
Youst, Kevin	2009-10

Z

Zatorksi, Ed	1946
Zimmerman, Arnie	1958-60

* First name not available



ATTENDANCE

HOME ATTENDANCE

YEAR	G	W-L	TOTAL	AVERAGE
1973	40	32-8	33,906	848
1974	39	35-4	37,239	955
1975	42	36-6	41,181	981
1976	36	30-6	47,412	1,317
1977	45	36-9	51,258	1,139
1978	39	34-5	55,687	1,428
1979	50	46-4	81,028	1,621
1980	49	42-7	92,353	1,885
1981	51	48-3	163,261	3,201
1982	49	39-9	157,653	3,217
1983	57+	47-9	139,843	2,453
1984	53+	36-15	118,937	2,244
1985	57	48-9	136,249	2,390
1986	42	36-6	123,425	2,937
1987	39	25-13	80,862	2,073
1988	53+	36-15	133,153	2,512
1989	45+	36-8	127,616	2,836
1990	46*	39-8	143,052	3,110
1991	44*	38-7	119,342	2,712
1992	50	44-6	161,495	3,230
1993	42	33-9	63,075	1,502
1994	43	37-6	82,637	1,922
1995	43	35-9	95,570	2,172
1996	42	38-4	71,991	1,714
1997	41*	36-6	80,720	1,969
1998	45	39-6	103,310	2,291
1999	41	32-8	106,685	2,602
2000	41	32-8	81,442	1,986
2001	46	35-11	123,680	2,688
2002	41	24-17	78,926	1,925
2003	41*	32-8	99,605	2,554
2004	49*	42-7	112,680	2,302
2005	36	29-7	81,742	2,271
2006	34*	22-13	61,909	1,821
2007	36	25-11	72,620	2,017
2008	36	25-11	104,930	2,914
2009	33	23-11	71,162	2,170
2010	37	28-9	115,604	3,124
2011	34	23-11	98,430	2,895
2012	37	25-12	92,967	2,512
2013	37	27-10	97,515	2,635

* - Doubleheader

+ - Exhibitions not counted in win/loss record

COMBINED ATTENDANCE

YEAR	TOTAL	HOME	AWAY
1981	226,966	163,261	63,705
1982	251,405	157,653	93,732
1983	169,011	139,843	29,168
1984	161,619	118,937	42,682
1985	238,043	136,249	101,794
1986	247,792	123,425	124,304
1987	149,755	80,162	68,893
1988	198,069	133,153	64,916
1989	223,049	127,616	95,433
1990	191,749	143,052	48,697
1991	210,037	119,342	90,692
1992	247,388	161,495	85,893
1993	109,276	36,075	46,201
1994	162,696	82,637	80,059
1995	197,843	95,570	102,273
1996	200,560	71,991	128,569
1997	209,577	80,720	128,857
1998	210,642	103,130	107,512
1999	237,130	106,685	130,445
2000	134,088	81,442	52,646
2001	244,753	123,680	121,073
2002	145,223	78,926	66,297
2003	208,139	99,605	116,862
2004	220,642	112,837	107,805
2005	154,072	81,742	72,330
2006	216,261	61,909	154,352
2007	152,576	72,620	79,956
2008	231,956	104,930	127,026
2009	134,664	71,612	63,052
2010	194,038	115,604	78,434
2011	163,487	98,430	65,057
2012	153,857	92,967	60,890
2013	148,793	97,515	51,278

TOP HOME CROWDS

	CROWD	OPPONENT (SCORE)	DATE
1.	8,277	Texas (W, 5-3)	Sat, 2/9/86
2.	7,347	Florida State (L, 4-6)	Sat, 4/19/03
3.	7,268	#Florida State (W, 14-6)	Sat, 5/23/81
4.	6,688	#Florida (W, 8-6)	Sun, 5/24/81
5.	6,638	Florida State (W, 10-8)	Sat, 5/6/89
6.	6,566	Florida State (L, 6-14)	Sat, 5/3/86
7.	6,537	Florida (W, 6-5)	Sat, 3/7/92
8.	6,524	Florida State (L, 2-9)	Sat, 5/8/82
9.	6,482	Florida State (W, 7-3)	Sat, 5/4/90
10.	6,452	Arizona State (L, 3-4)	Fri, 2/4/83

- NCAA Tournament game

TOP THREE-GAME SERIES

	CROWD	OPPONENT	DATES
1.	19,062	Florida State	4/18/08-4/20/08
2.	19,049	Florida State	5/4/90-5/6/90
3.	16,802	Florida State	5/2/86-5/4/86
4.	16,597	Florida State	3/3/81-3/6/81
5.	16,244	Florida State	5/3/91-5/4/91
6.	16,494	Arizona State	2/4/83-2/6/83
7.	15,858	Florida State	4/23/10-4/25/10
8.	15,199	Florida State	4/24/92-4/26/92
9.	15,090	Florida State	5/5/89-5/7/89
10.	14,441	Florida State	5/6/88-5/8/88

TOP CROWDS BY DAY

DAY	CROWD	OPPONENT (SCORE)	DATE
Monday	6,161	Baltimore Orioles (L, 2-16)	4/6/81
Tuesday	6,025	#Florida (W, 12-9)	5/28/85
Wednesday	5,775	Florida (W, 4-0)	3/22/89
Thursday	5,481	#Minnesota (W, 12-0)	5/21/81
Friday	6,482	Florida State (W, 7-3)	5/4/90
Saturday	8,277	Texas (W, 5-3)	2/9/86
Sunday	6,737	#Florida (W, 8-6)	5/24/81

- NCAA Tournament game

TOP CWS CROWDS

	CROWD	OPPONENT (SCORE)	DATE
1.	26,530	LSU (W, 9-5)	6/19/04
2.	26,327	Texas (L, 2-13)	6/14/03
3.	26,241	Oregon State (L, 1-8)	6/20/06
4.	25,417	Oregon State (W, 12-1)	6/17/06
5.	25,240	South Carolina (L, 11-15)	6/22/04
6.	24,859	Alabama (W, 8-1)	6/13/99
7.	24,857	Cal State Fullerton (L, 3-6)	6/21/04
8.	24,740	Arizona State (L, 2-9)	5/31/98
9.	24,070	Stanford (W, 12-1)	6/16/01
10.	23,994	Tennessee (W, 21-13)	6/9/01

UM ATHLETIC HALL OF FAME

The University of Miami Sports Hall of Fame is nestled on the Coral Gables campus and houses memorabilia and artifacts from over 80 years of Hurricanes athletic excellence. The Hall of Fame was established in 1966, with the Tom Kearns Sports Hall of Fame Building opening in 1989 as a shrine to University of Miami sports legends of the past and present.

The UMSHOF is a non-profit, 501c3 organization whose sole purpose is to promote UM athletics, and recognize those student-athletes, coaches and administrators who have excelled in their sports and brought national and international acclaim to the university through their accomplishments and championships.

The UMSHOF holds an annual induction banquet and golf tournament to raise funds for operation and upkeep of the Hall...tax-deductible donations help showcase these achievements for Hurricanes fans to enjoy for generations to come.

Visit UMSportsHallofFame.com for information on how to donate to the Hall, and hours of operations.

Randy Ableman (diving coach)
 Hal Allen (football coach)
 Patricia Allen (track & field)
 Ottis Anderson (football)
 Jodi Appelbaum Steinbauer (tennis)
 Ray Arky (football)
 Jessie Armstead (football)
 J.D. Arteaga (baseball)
 Woody Austin (golf)
 Dr. Bowman F. Ashe (UM president)
 Rod Ashman (football, basketball)
 Wilbert Bach (sports information)
 Pete Banaszak (football)
 Mike Barnes (football)
 Micheal Barrow (football)
 Rick Barry (basketball)
 Wayne Beckner (basketball)
 Tom Beier (football)
 Ray Bellamy (football)
 Bill Bennett (track)
 Lloyd Bennett (track and swimming coach)
 Albert Bentley (football)
 Sharon Berg (swimming)
 Stanley "Skip" Bertman (baseball coach)
 Al Besselink (men's golf)
 Warren Bogle (baseball)
 Don Bosseler (football)
 Bennie Blades (football)
 Octavia Blue (women's basketball)
 Melvin Bratton (football)
 Melissa Briley-Mieras (diving)
 Eddie Brown (football)
 Eric Brown (basketball)
 Jerome Brown (football)
 Janet Buchanan-Kerr (swimming)
 Dr. Charles Burbacher (team doctor)
 Pat Burrell (baseball)
 Andrew Burrow (tennis)
 Jim Burt (football)
 Edward "Red" Cameron (football, boxing)
 Whitey Campbell (football, basketball, baseball, and football and baseball coach)
 Al Carapella (football)
 Rubin Carter (football)
 Sy Chadroff (basketball, baseball)
 Nick Chickillo (football)
 Davian Clarke (track & field)
 Tony Cline (football)
 Julius Cohen (basketball)
 Dan Connors (football)
 Ed Contreras (baseball)
 Horace Copeland (track)
 Alex Cora (baseball)
 Jim Cox (football)
 Pat Cramer (tennis)
 Tony Cristiani (football)
 Nathaniel Crosby (golf)
 Maurice Crum (football)
 Fran Curci (football, football coach)
 Don Curnutt (basketball)
 Paul Dee (athletic director)
 Amy Deem (women's track coach)
 Bill Deering (track and field)
 Dr. Mickey Demos (boxing)
 Paul Desjardins (golf)
 Bill Diaz (swimming coach)
 Eddie Dibbs (tennis)
 Carl DiBernardo (boxing)
 Jim Dooley (football, track)

Ken Dorsey (football)
 Lin Dunn (women's basketball coach)
 Eddie Dunn (football, basketball, baseball, coach)
 Gary Dunn (football)
 Ian Duvenhage (women's tennis coach)
 Eddie Edwards (football)
 Judy Eller (golf)
 Craig Erickson (football)
 Dennis Erickson (football)
 Lee Evans (reporter)
 Jorge Fabregas (baseball)
 Kevin Fagan (football)
 Jeff Feagles (football)
 Jaime Fillol (tennis)
 Mike Fiore (baseball)
 Chuck Foreman (football)
 Dawn Frady (swimming)
 Bubba Franks (football)
 Ron Fraser (baseball coach)
 Abe Friedman (basketball)
 George Gallett (sports information)
 Luis Garcia (tennis)
 Greg Garlich (diving)
 Charlie George (football)
 Harry Ghaul (football, baseball)
 Bryan Gillooly (diving)
 Ron Godfrey (basketball coach)
 Tom Gompf (swimming coach)
 Orlando Gonzalez (baseball)
 Joe Grahe (baseball)
 Danny Graves (baseball)
 Dr. Joel Green (baseball)
 Lise Gregory (tennis)
 Matt Gribble (swimming)
 Randy Guerra (baseball)
 Andy Gustafson (football coach, athletic director)
 Jack Hackett (football)
 Bruce Hale (basketball coach)
 Leonard Hamilton (basketball)
 Penny Hammel (women's golf)
 John Hammil (tennis)
 Jack Harding (football coach, athletic director)
 Robin Harmony (women's basketball)
 Dennis Harrah (football)
 Doris Hart (tennis)
 Al Harum (tennis)
 Janet Hass (women's tennis)
 Bill Hawkins (football)
 Neal Heaton (baseball)
 Ted Hendricks (football)
 Jeannie Hebert-Truax (women's basketball)
 Dr. Bill Heuson (golf coach)
 Dick Hickox (basketball)
 Alonzo Highsmith (football)
 Bobby Hill (baseball)
 Randal Hill (football)
 Carlos Huerta (Football)
 Aubrey Huff (baseball)
 Isabella Hutchinson (women's athletics)
 Michael Irvin (football)
 Stan Jakubowski (baseball)
 Edgerrin James (football)
 Calvin James (baseball)
 Don James (football)
 Harvey James (football)
 Tim James (basketball)
 Sam Jankovich (athletic director)
 Jenny Keim Johansen (diving)
 Andre Johnson (football)

Charles Johnson (baseball)
 Jack Johnson (football)
 Jimmy Johnson (football coach)
 James Jones (basketball)
 K.C. Jones (football)
 Daphne Jongejans-Bousquet (diving)
 Art Kehoe (football, football coach)
 Jim Kelly (football)
 Cortez Kennedy (football)
 Tracy Kerdyk (golf)
 Walter Kichefski (football, coach)
 Bill Kimbrough (football)
 Tom Kearns (football, basketball, boxing)
 Chuck Klein (football)
 Bernie Kosar (football)
 Wayne Krenchicki (baseball)
 Ferne Labati (women's basketball)
 Phil Lane (baseball)
 Don Latimer (football)
 Lenny Layland (diving)
 Ann Laughlin (golf)
 Thom Lehman (baseball)
 Denny Leonard (football, boxing)
 Dale Lewis (tennis coach)
 Ray Lewis (football)
 Steve Lichtner (swimming)
 Ron Lippett (football)
 Jack Losch (football, baseball, track)
 Greg Louganis (diving)
 William "Bunny" Lovett (boxing, coach)
 William C. Lufler (tennis coach)
 Melinda Lyverse (swimming)
 Jorge Maduro (baseball)
 Dr. Harry Mallios (football, athletic director)
 Gordon Malloy (football)
 Rodney Mandelstam (tennis, soccer)
 Fred Marion (football)
 Greg Mark (football)
 Don Mariutto (football)
 Leo Martin (football)
 Russell Maryland (football)
 Pete Mastellone (football)
 Bob Masterson (football, boxing)
 Mike McCoy (basketball)
 Yolanda McCray (track and field)
 Frank McDonald (football)
 Bryant McKinnie (football)
 Ryan McNeil (football)
 Rich Mercier (football)
 Jason Michaels (baseball)
 Bill Miller (football)
 Danny Miller (football)
 George Mira Sr. (football)
 George Mira Jr. (football)
 Dan Morgan (football)
 Hart Morris (football, basketball coach)
 Ed Morris (basketball)
 Jim Morris (baseball coach)
 Jeff Morrison (baseball)
 Robbie Morrison (baseball)
 Cathy Morse (golf)
 Jerry Moss (tennis)
 Santana Moss (football)
 Gardner Mulloy (tennis, and coach)
 Wyllesheia Myrick (track)
 Jack Nelson (swimming, and coach)
 Connie Nickel (administration)
 John Noppenberg (football)
 Jim Otto (football)
 Burgess Owens (football)
 Mike Pagliarulo (baseball)
 Dean Panaro (men's swimming and diving)
 Norm Parsons (administration, coaching)
 Vicki Plowden (women's basketball)
 Clinton Portis (football)
 Tom Pratt (football)
 Larry Pyle (baseball)
 Rick Raether (baseball)
 Rio Ramirez (diving)
 Joaquim Rasgado (tennis)
 Ed Reed (football)
 Billy Regan (boxing coach)

Ronni Reis-Bernstein (tennis)
 Ros Riach (women's tennis)
 Maria Rivera (women's basketball)
 Patti Rizzo (golf)
 Javy Rodriguez (baseball)
 Brett Romberg (football)
 Al "Flip" Rosen (football, baseball)
 Gaither Rosser (swimming)
 Tyce Routson (diving)
 Dr. Francis "Whitey" Rouviere (football, baseball)
 Ed Rubinoff (tennis)
 Gillian Russell (track)
 Art Saey (Boxing, football)
 Alex Santos (baseball)
 Warren Sapp (football)
 Frances Savage (women's basketball)
 Sam Scarneccchia (football)
 Howard Schnellenberger (football coach)
 Sid Schwartz (men's tennis)
 Leon Searcy (football)
 Harold Sears (football)
 Pancho Segura (tennis)
 Kevin Sheary (baseball)
 Doug Shields (baseball)
 Archie Slaton (boxing)
 Danny Smith (baseball)
 Darrin Smith (football)
 Don Smith (football)
 Frank Smith (football)
 Sam Sorce (baseball)
 Don Soldering (coach)
 Roberta A. Speer (golf)
 Gene Stage (basketball)
 Daniel Stubbs (football)
 Mike Sullivan (football)
 Tom Sullivan (football)
 Bob Tatarek (football)
 Jay Tessmer (baseball)
 Vinny Testaverde (football)
 Lamar Thomas (football)
 Ron Thorne (track)
 John "Red" Tobin (football, basketball)
 Gino Torretta (football)
 Armand "Stitch" Vari (football and coach)
 Jesse Vassallo (swimming)
 Rachel Viollet (tennis)
 Steve Walsh (football)
 Marshall Wayne (diving)
 Reggie Wayne (football)
 Ed Weisacosky (football)
 Earl Welbaum (track and field)
 Dave Wike (coach, trainer)
 David Wilkie (swimming)
 Wendy Williams (women's diving)
 Larry Wilson (football, baseball)
 Mike Wittman (men's basketball)
 Nick Wolcuff (football, boxing, wrestling)
 William Wrona (baseball)
 Jodi Yambor (swimming)
 Ernie Yaroshuk (baseball)



RECORDS

Single-Season Records (team)	102-103
Single-Game (team)	103-104
Freshman Records	104
Single-Game Records (individual)	105-107
All-Time Batting Leaders (individual).....	108-111
All-Time Pitching Leaders (individual).....	112-115
Season Batting Leaders (individual)	116
Season Pitching Leaders (individual)	117



TEAM RECORDS

BATTING - SEASON

AT BATS

1.	2,698	1983
2.	2,656	1985
3.	2,432	1984
4.	2,517	1982
5.	2,362	1997
6.	2,325	1980
7.	2,320	1981
8.	2,253	2006
9.	2,239	1988
10.	2,236	1995

RUNS

1.	643	1985
2.	637	1998
3.	632	1982
4.	615	1983
5.	607	2000
6.	605	1974
7.	600	1997
8.	595	1984
9.	567	1996
10.	564	1980

HITS

1.	794	1985
2.	790	1983
3.	770	1984
4.	769	1997
5.	766	1996
6.	742	1982
7.	727	1998
8.	724	1999
9.	712	2004
10.	711	2008

BATTING AVERAGE

1.	.343	1996
2.	.335	1998
3.	.333	1999
4.	.330	2004
5.	.326	1997
6.	.323	2000
7.	.321	2005
8.	.320	2008
9.	.315	2003
10.	.314	2002

DOUBLES

1.	171	1985
2.	168	1997
3.	156	1983
4.	152	1996
5.	147	1984
6.	145	1992
7.	140	1988
8.	136	2004
9.	135	2008
	135	1981

TRIPLES

1.	40
2.	35
3.	34
4.	33
	33
6.	29
7.	28
	28
9.	27
10.	26
	26

HOME RUNS

1.	139
2.	106
	106
4.	104
5.	96
6.	92
7.	91
8.	88
9.	85
10.	81

TOTAL BASES

1.	1,302
2.	1,259
3.	1,238
4.	1,237
5.	1,229
	1,229
7.	1,212
8.	1,202
9.	1,187
10.	1,133

RUNS BATTED IN

1.	588
2.	560
3.	553
4.	548
5.	541
6.	529
7.	522
8.	517
9.	493
10.	491

SLUGGING PERCENTAGE

1.	.601
2.	.550
3.	.547
4.	.541
5.	.525
6.	.524
7.	.516
8.	.511
9.	.490
10.	.487

WALKS

1.	529
2.	505
3.	493
4.	451
5.	432
6.	417
	417
8.	416
9.	414
10.	409
	409

STRIKEOUTS

1.	485
2.	481
3.	466
4.	459
	459
6.	451
7.	448
8.	439
9.	346
10.	429
	429

STOLEN BASES

1.	231
2.	228
3.	216
4.	201
5.	200
6.	195
7.	186
8.	176
9.	175
10.	173

TOTAL SACRIFICES

1.	107
2.	104
3.	99
4.	93
5.	90
6.	88
7.	86
	86
9.	83
10.	82

HIT BY PITCH

1.	73
2.	68
3.	63
4.	58
5.	56
	56
7.	55
	55
9.	53
	53
	53

LEFT ON BASE

1983	1.	590	1983
1982	2.	575	1984
1980	3.	564	1997
1985	4.	551	1985
1998	5.	530	1992
1977	6.	527	2007
1986	7.	525	2008
1976	8.	524	1990
1984	9.	516	2001
1981	10.	510	1988

PITCHING - SEASON

INNINGS

1998	1.	716.1	1983
2010	2.	709.0	1985
2000	3.	666.1	1984
1999	4.	656.0	1982
1992	5.	623.0	1980
2007	6.	622.2	1981
1983	7.	612.1	1997
2008	8.	608.1	1988
1989	9.	600.1	1989
1985	10.	596.1	1995

COMPLETE GAMES

1985	1.	23	1974
2001		23	1980
1979	3.	22	1984
1981	4.	21	1966
1989		19	1989
1982	6.	18	1968
1988		18	1975
1976		18	1981
1978	9.	17	1973
1986		17	1979

SHUTOUTS

2006	1.	12	1980
1994	2.	11	1989
2001	3.	9	1979
1996	4.	8	1991
1997		8	1998
2003	6.	7	1967
2008		7	1969
1995		7	1971
2005		7	1972
1992		7	1973
		7	1975
		7	1977

HITS ALLOWED

2004	1.	693	1984
2006	2.	662	1985
2003	3.	656	1983
2007	4.	620	1982
1999	5.	616	2002
2010	6.	588	1997
2008	7.	584	2001
1994	8.	570	2003
1997	9.	565	1986
1989	10.	562	2008
1996			



TEAM RECORDS

PITCHING - SEASON

RUNS ALLOWED

1.	404	1984
2.	391	2002
3.	354	1983
4.	349	2003
5.	345	1997
6.	338	1985
7.	330	2007
8.	327	2006
	327	1987
10.	326	1982
	326	1982

EARNED RUNS ALLOWED

1.	327	2002
2.	324	1984
3.	295	1983
4.	293	1985
5.	283	2006
6.	278	2009
	278	2003
8.	277	1982
9.	267	1997
10.	266	2007

EARNED RUN AVERAGE

1.	1.95	1974
2.	2.23	1963
3.	2.31	1973
4.	2.36	1975
5.	2.39	1968
	2.39	1978
7.	2.42	1969
8.	2.46	1979
9.	2.48	1967
10.	2.50	1980

WALKS

1.	336	1983
2.	331	1985
3.	318	1984
4.	314	1982
5.	289	1986
6.	280	1987
7.	272	2003
8.	275	1993
9.	268	1980
10.	266	2004

STRIKEOUTS

1.	631	1999
2.	596	1989
3.	591	1998
4.	573	1997
5.	567	1981
	567	1985
7.	565	1984
8.	554	2008
	554	2010
10.	546	1983

SAVES

1.	25	1994
2.	22	1983
3.	21	1985
	21	1986
	21	2011
	21	1995
6.	20	2001
	20	2004
8.	19	2009
	19	2012
	19	2009
	19	2012

WILD PITCHES

1.	50	2008
	50	2001
	50	1994
3.	46	2006
4.	45	2009
5.	44	2005
	44	1993
	44	2010
	44	2007
9.	43	2011
10.	42	2011

HIT BATSMEN

1.	86	2006
2.	82	2011
3.	76	2002
	76	2001
5.	67	2005
	67	2007
7.	55	2000
	55	2004
9.	52	2009
10.	51	1999

BALKS

1.	21	2003
2.	14	1988
3.	13	1997
4.	12	2004
5.	11	2008
6.	10	2007
7.	9	1987
	9	1996
9.	8	2000
	8	2001
	8	2005

APPEARANCES IN RELIEF

1.	233	2001
2.	205	2002
3.	190	2010
4.	185	1998
5.	181	1996
6.	180	2012
7.	179	2005
8.	176	2006
9.	172	1999
	172	1997

BATTING - GAME

INNINGS

1.	17	Florida State, 4/7/2000
2.	16	Florida, 2/17/1995
	16	The Citadel, 5/18/1979
4.	15	St. Thomas, 4/16/1993

AT BATS

1.	61	Florida State, 4/7/2000
2.	57	C.W. Post, 3/5/2000
3.	54	St. Thomas, 4/17/1993
4.	53	Florida, 2/17/1995
5.	52	USC, 2/8/1981

RUNS SCORED

1.	33	C.W. Post, 3/5/2000
2.	28	UCF (G2), 5/12/1985
3.	27	Pace, 5/2/2003
	27	Florida Tech, 3/9/1978
	27	Ft. Lauderdale College, 5/17/1983
	27	Notre Dame, 2/21/1998
7.	26	USF, 4/14/1972
	26	Biscayne, 4/25/1973
9.	25	Boston University, 3/11/1990
	25	Seton Hall, 2/8/1992
	25	Barry, 1/31/1996

RUNS SCORED - INNING

1.	14	Mercer, 2/6/1988
2.	13	Indiana State, 3/11/1981
	13	Ft. Lauderdale College, 5/17/1983
	13	USF, 4/14/1972
5.	12	Biscayne, 4/25/1973
	12	Boston University, 3/11/1990
	12	Illinois, 3/6/1998
8.	11	Biscayne, 4/21/1971
	11	FIU, 2/23/1979
	11	Michigan State, 3/22/1985
	11	Boston University, 3/11/1990
	11	California, 2/3/1991
	11	Notre Dame, 2/21/1998

RUNS SCORED - BOTH TEAMS

1.	38	Minnesota, 2/26/2002
2.	37	Ft. Lauderdale College, 5/17/1983
3.	36	Jacksonville, 4/2/1979
4.	34	Tennessee, 6/9/2001
5.	33	UCF, 5/12/1985
	33	C.W. Post, 3/5/2000
	33	Georgia Tech, 3/30/2003
8.	31	Florida, 2/13/2000

HITS

1.	32	C.W. Post, 3/5/2000
2.	28	UCF, 5/12/1985
	28	Seton Hall, 2/12/1982
	28	Stetson, 3/2/1993
5.	26	Virginia, 4/24/2004
6.	25	Wake Forest, 5/14/2009
	25	C.W. Post, 3/4/2000
8.	24	Pace, 5/2/2003
	24	Princeton, 5/24/1985
	24	USF, 2/22/1986

HITS - INNING

1.	12	Harvard, 3/28/1997
2.	11	Cincinnati, 3/19/1969
	11	Biscayne, 4/21/1971
	11	Ft. Lauderdale College, 5/17/1983
	11	UCF, 5/12/1985

CONSECUTIVE BATTERS ON BASE

1.	13	Ill.-Chicago 3/24/1983
2.	12	FAU/Rice, 5/4-7/1993
3.	11	GWU, 3/15/1984
	11	Mercer, 2/6/1988
5.	10	FIU, 2/23/1979
	10	Mercer, 3/1/1983
	10	USF, 2/22/1986

DOUBLES

1.	10	Maine, 3/15/1996
2.	9	William Patterson, 3/21/1992
	9	Princeton, 5/24/1985
4.	8	Ohio State, 3/19/1974
	8	Ithaca, 3/11/1979
	8	Tampa, 2/27/1985
	8	USF, 3/31/1992
	8	St. Thomas, 4/18/1998

TRIPLES

1.	5	Mercer, 3/2/1983
2.	4	Florida A&M, 1978
	4	Bethune-Cookman, 4/3/1990
	4	Stetson, 3/2/1993
	4	Harvard, 3/26/2003

HOME RUNS

1.	9	Jacksonville, 4/2/1979
2.	8	South Carolian, 5/23/1998
	8	Bowling Green, 5/21/1998
4.	6	Georgia Tech, 4/16/1978
	6	Notre Dame, 2/21/1998
	6	Georgia Southern, 5/16/1998
	6	Jacksonville, 5/10/1998
	6	Elon, 5/2/1999
	6	Princeton, 3/13/1999
	6	Georgia Tech, 5/22/2008
	6	Wake Forest, 3/21/2008
	6	Wake Forest, 5/16/2009

HOME RUNS - INNING

1.	4	Alabama, 4/8/1984
		(Shields, Mandel, Lange, Lane)
	4	South Carolina, 5/23/1998
		(Burrell, Huff, Jacobson, Alvarez)
	4	Boston College, 3/7/2008
		(Hagerty, Weeks, Alonso, Terdoslavich)
2.	3	Furman, 3/27/1967
		(Stefkovich, Deem, Brown)
	3	Tampa, 4/28/1973
		(Gonzalez, Krenchicki, Castillo)
	3	Alabama, 4/8/1984
		(Mandel, Lane, Lange)
	3	Louisiana State, 4/20/1984
		(Rowland, Hart, Mandel)
	3	Maine, 5/16/1988
		(Dominguez, Word, Viera)



TEAM RECORDS

BATTING - GAME

HOME RUNS - INNING (cont'd)

- 3 Maine, 3/17/1996
(Grimmett, Gomez, Rivero)
- 3 Cal St. Fullerton, 5/17/1996
(Gargiulo, Saggese, DeCelle)
- 3 Richmond, 5/22/1997
(Michaels, Burrell, Huff)
- 3 Iona, 3/18/1998
(Burrell, Muler, Jimerson)
- 3 Georgia Tech, 3/30/2003
(Braun, Sanchez, Burt)
- 3 Boston College, 5/2/2009
(Herrmann, Grandal, Martinez)
- 3 Florida State, 4/25/2010
(Perez, Ratcliff, Grandal)

HOME RUNS - BOTH TEAMS

- 1. 12 Jacksonville, 4/2/1979
- 12 Florida, 2/8/1998

TOTAL BASES

- 1. 52 Ft. Lauderdale College, 5/17/1983
- 2. 51 USF, 2/22/1986
- 3. 50 Jacksonville, 4/2/1979
- 4. 46 UCF, 5/12/1985
- 46 Stetson, 3/2/1993
- 46 Bowling Green, 5/21/1998
- 46 C.W. Post, 3/5/2000
- 46 Pace, 5/2/2003
- 46 Wake Forest, 5/16/2009
- 10. 45 Georgia Tech, 4/16/1978
- 45 Notre Dame, 2/21/1998

RBI

- 1. 30 C.W. Post, 3/5/2000
- 2. 27 UCF (G2), 5/12/1985
- 27 Notre Dame, 2/21/1998
- 4. 25 Florida Tech, 3/9/1978
- 25 Ft. Lauderdale College, 5/17/1983
- 25 Pace, 5/2/2003
- 7. 23 Elon, 5/2/1999
- 8. 22 Boston University, 3/11/1990
- 22 Barry, 1/31/1996
- 22 Toledo, 3/22/1997
- 22 St. Thomas, 4/18/1998
- 22 Ohio State, 3/6/1999
- 22 Elon, 3/6/2004
- 22 Wake Forest, 3/23/2008

STOLEN BASES

- 1. 14 St. Francis, 3/27/1979
- 2. 13 Seton Hall, 3/18/1977
- 3. 11 Georgetown, 3/10/1988
- 4. 10 Stetson, 5/7/1965
- 10 Rutgers, 3/18/1984
- 10 Michigan State, 3/19/1985
- 10 Mercere, 2/14/1989
- 10 Jacksonville, 5/6/2001
- 10 Clemson, 6/2/2001

STRIKEOUTS

- 1. 22 Florida State, 4/7/2000
- 2. 19 Clemson, 5/31/1996
- 19 Florida Southern, 3/15/1958
- 4. 18 Florida, 4/5/1947
- 5. 17 Wake Forest, 1/28/2000
- 6. 16 Florida State, 4/27/1956
- 16 Tulane, 3/3/1991
- 16 Florida, 2/23/1992
- 16 St. Thomas, 4/18/1992
- 16 Florida, 2/5/2000

WALKS

- 1. 25 North Carolina, 2/19/1982
- 2. 19 FAU, 3/1/1995
- 3. 18 Southern Illinois, 3/19/1977
- 18 Florida Tech, 3/10/1978
- 18 Buffalo, 3/30/1978
- 6. 17 Florida Southern, 3/15/1958
- 17 Mercer, 2/6/1988
- 8. 16 UCLA, 5/31/1997
- 16 Arizona, 6/7/2008

LEFT ON BASE

- 1. 20 Parris Island Marines, 4/6/1953
- 2. 18 North Carolina, 2/19/1982
- 18 FAU, 5/4/1993
- 4. 17 Florida State, 3/29/1958
- 17 Georgia Tech, 5/25/1986
- 17 UCLA, 5/31/1997
- 17 Florida State, 4/25/1999
- 8. 16 South Carolina, 3/13/1982
- 16 California, 5/29/1992
- 16 Rider, 5/27/1995
- 16 Mercer, 2/3/2007

LARGEST WINNING MARGIN

- 1. 33 C.W. Post, 3/5/2000
- 2. 25 Pace, 5/2/2003
- 25 Barry, 1/31/1996
- 25 Notre Dame, 2/21/1998
- 5. 24 Florida Tech, 3/9/1978
- 24 Boston University, 3/11/1990
- 24 Elon, 3/6/2004
- 8. 23 UCF, 5/12/1985

LARGEST LOSING MARGIN

- 1. 19 Texas, 3/1/1997
- 2. 18 Florida State, 4/17/1957
- 25 Barry, 1/31/1996

ERRORS

- 1. 9 Auburn, 5/3/1946
- 9 Florida State, 3/25/1951
- 9 Parris Island Marines, 4/6/1953
- 9 Ohio State, 3/20/1962
- 5. 8 Florida, 5/7/1948
- 8 Florida, 4/8/1949
- 8 Florida, 5/13/1949
- 8 UMass, 3/24/1977
- 8 Arizona, 6/2/1984
- 8 Florida State, 4/7/1996
- 8 Bethune-Cookman, 4/12/1998

ERRORS - OPPONENT

- 1. 12 Southern Illinois, 3/16/1976
- 2. 10 Georgia-ATL, 3/27/1953
- 10 Patrick Air Force, 3/18/1955
- 4. 9 Tampa, 4/23/1949
- 9 Havana, 5/12/1951
- 9 Florida A&M, 4/5/1981
- 7. 8 Many Teams Tied

DOUBLE PLAYS

- 1. 7 Southern Illinois, 3/16/1976
- 7 Cornell, 3/30/1971
- 3. 6 UMass, 3/25/1976
- 6 Clemson, 5/14/1995

FRESHMAN - SEASON

BATTING

GAMES	77	Mike Fiore (1985)
AT BATS	276	Mike Fiore (1985)
RUNS	75	Pat Burrell (1996)
HITS	102	Scott Parsons (1981)
DOUBLES	22	Kevin Howard (2000)
TRIPLES	9	Charles Johnson (1990)
HOME RUNS	23	Pat Burrell (1996)
TOT. BASES	182	Pat Burrell (1996)
RBI	76	Ryan Braun (2003)
STEALS	41	Bobby Hill (1997)
WALKS	60	Howie Shapiro (1976)
STRIKEOUTS	72	Stephen Perez (2010)
TOT. SAC.	14	Zeke DeVoss (2010)
HIT BY PITCH	20	Bobby Hill (1997)
BA (200+ AB)	.413	Kevin Howard (2000)
BA (101-199)	.484	Pat Burrell (1996)
SLG%	.948	Pat Burrell (1996)
HIT. STREAK	20	Mark Sobolewski (2007)
CONS. X ON BASE	14	Kevin Howard (2000)
CONS. HITS	9	Mike Fiore (1985)

PITCHING

APPS	44	George Huguet (2001)
APPS IN REL.	44	George Huguet (2001)
STARTS	19	Joe Grahe (1987)
CGs	8	Alex Fernandez (1989)
INNINGS	147.2	Alex Fernandez (1989)
STRIKEOUTS	177	Alex Fernandez (1989)
WINS	15	Alex Fernandez (1989)
TOP RECORD	11-0	Chris Hernandez (2008)
LOSSES	5	Kiki Bengochea (2000)
SAVES	14	George Huguet (2001)
	14	Robbie Morrison (1996)
ERA (100+IP)	2.01	Alex Fernandez (1989)
ERA (1-99 IP)	1.36	Jerry Brust (1974)
CONS. WINS	13	Alex Fernandez (1989)

FRESHMAN - GAME

BATTING

AT BATS	8	Kevin Howard (3/5/2000)
		Kevin Howard (4/7/2000)
RUNS	5	Kevin Howard (3/5/2000)
HITS	6	Mike Fiore (5/12/1985)
DOUBLES	3	Kevin Howard (4/22/2000)
	3	Rick Saggese (3/15/1996)
TRIPLES	2	Jemile Weeks (4/22/2006)
	2	Manny Crespo (3/6/1998)
HOME RUNS	2	Last: Harold Martinez (4/5/2009)
TOTAL BASES	11	Last: Gaby Sanchez (5/2/2003)
RBI	8	Randy Guerra (3/14/1976)
STEALS	4	Bobby Hill (3/21/1997)
WALKS	4	Pat Burrell (5/4/1996)
STRIKEOUTS	4	Last: Harold Martinez (4/5/2009)
SAC FLYS	2	Last: Marcus Nettles (5/14/1999)
SAC HITS	2	Last: Blake Tekotte (5/26/2006)
HIT BY PITCH	2	Last: Ted Blackman (5/8/2009)

PITCHING

STRIKEOUTS	15	Alex Fernandez (3/22/1989)
NO-HITTERS	1	Alex Fernandez (3/18/1989)



SINGLE-GAME RECORDS

BATTING

AT BATS

- 9 – Mike Rodriguez vs. Florida State, 4/7/2000
- 8 – Kevin Howard vs. Florida State, 4/7/2000
- Javy Rodriguez vs. Florida State, 4/7/2000
- Kevin Howard vs. C.W. Post, 3/5/2000
- Rob Batter vs. The Citadel, 5/18/1979

RUNS

- 5 – Rick Gama vs. USC, 6/2/1995
- Aubrey Huff vs. Harvard, 3/28/1997
- German Alvarez vs. Rutgers, 3/15/1998
- Brian Seever vs. Bowling Green, 5/21/1998
- Russ Jacobson vs. Princeton, 3/13/1999
- Kevin Brown vs. C.W. Post, 3/3/2000
- Lale Esquivel vs. C.W. Post, 3/5/2000
- Kevin Howard vs. C.W. Post, 3/5/2000
- Jim Burt vs. Florida Atlantic, 6/6/2004
- Chris Herrmann vs. Wake Forest, 5/14/2009

HITS

- 6 – Kevin Howard vs. Georgia Tech, 5/11/2002
- Mike Fiore vs. UCF (G2), 5/12/1985
- Mark Sobolewski vs. Cornell, 3/18/2008

CONSECUTIVE BASE HITS

- 8 – Joe Margiotta, 4/18-19/1970
- Russ Jacobson, 3/17-19/1999

DOUBLES

- 4 – Chad Hoelker vs Georgia State (G1), 3/27/1993
- Aubrey Huff vs. Oral Roberts, 5/16/1997

TRIPLES

- 3 – Calvin James vs. Arkansas, 2/2/1985
- Calvin James vs. USC, 4/5/1985

HOME RUNS

- 3 – Joe Squilla vs. Florida Tech, 3/10/1978
- Alex DeJesus vs. Jacksonville, 3/8/1979
- Russ Jacobson vs. Princeton, 3/13/1999
- Lale Esquivel vs. Bethune-Cookman, 5/28/1999
- Kevin Brown vs. Stetson, 5/27/2001
- Blake Tekotte vs. Virginia Tech, 5/9/2008
- Scott Lawson vs. Texas A&M, 6/5/2010

HOME RUNS - CONSECUTIVE AT BATS

- 4 – Russ Jacobson vs. Princeton, 3/12-13/1999
- 3 – Joe Squilla vs. Florida Tech, 3/10/1978

HOME RUNS - SAME INNING

- 2 – Aubrey Huff vs. Bowling Green, 5/21/1998 (5th)
- 2 – Kevin Brown vs. Ohio State, 3/16/1999 (5th)

TOTAL BASES

- 15 – Kevin Howard vs. Georgia Tech, 5/11/2002
- 13 – Joe Squilla vs. Florida Tech, 3/10/1978
- Russ Jacobson vs. Princeton, 3/19/1999
- Kevin Brown vs. Stetson, 5/27/2001
- Scott Lawson vs. Texas A&M, 6/5/2010
- 12 – Jim Burt vs. Minnesota, 2/16/2002
- Lale Esquivel vs. Bethune-Cookman, 5/28/1999
- Chico Deliz vs. Florida Southern, 4/30/1960
- Greg Ellena vs. Alabama, 4/8/1986
- Alex DeJesus vs. Jacksonville, 3/8/1979
- Kevin Brown vs. Stetson, 5/26/2001
- Blake Tekotte vs. Georgia Tech, 5/9/2008

RBI

- 10 – Joe Squilla vs. Florida Tech, 3/10/1978
- 9 – Kevin Brown vs. Stetson, 5/26/2001
- 8 – Danny Valencia vs. Virginia Tech, 4/9/2005
- Kevin Howard vs. Georgia Tech, 5/11/2002
- Al Volpe vs. Bradley, 4/5/1972
- Randy Guerra vs. Southern Illinois, 3/14/1976

STOLEN BASES

- 5 – Marcus Nettles vs. Jacksonville, 5/6/2001
- Ryan Grimmett vs. Hawaii, 1/16/1997
- Whitey Campbell vs. Stetson, 4/29/1950
- Errol Akchurin vs. Seton Hall, 3/18/1977
- Wes Robbins vs. Morehead State, 5/20/1977
- 4 – Orlando Gonzalez vs. Florida, 3/2/1974
- Doug Shields vs. North Carolina, 2/19/1982
- Gerg Vaughn vs. Texas, 2/9/1986
- Will Vespe vs. St. Thomas, 3/1/1988
- Jose Trujillo vs. Georgetown, 3/10/1988
- F.P. Santangelo vs. Mercer, 5/14/1989
- Bobby Hill vs. C.W. Post, 3/21/1997
- Charlton Jimerson vs. Villanova, 2/25/2000
- Charlton Jimerson vs. Rutgers, 3/12/2000
- Charlton Jimerson vs. Tennessee, 6/14/2001

CONSECUTIVE STOLEN BASES

- 36 – Mike Rodriguez, 2001

WALKS

- 6 – Dennis Raben vs. Arizona, 6/7/2008
- 5 – Orlando Gonzalez vs. Florida State, 4/19/1973
- Rick Montoni vs. Seton Hall, 3/23/1976
- Phil Lane vs. North Carolina, 2/19/1982
- Mike Fiore vs. Mercer, 2/7/1988

STRIKEOUTS

- 4 – 34 times;
- most recent: Tyler Palmer vs. Clemson, 3/30/2012

HIT BY PITCH

- 3 – Chris Hirsch vs. North Florida, 4/6/1990

SACRIFICES - TOTAL

- 3 – Alex Cora vs. Tampa, 4/20/1996
- Ryan Jackson vs. Virginia Tech, 4/21/2007

HIT FOR THE CYCLE

- Kirk Dulom vs. FIU, 4/3/1987
- Dave Berg vs. Stetson, 3/2/1993
- Gaby Sanchez vs. Pace, 5/2/2003

HITTING STREAKS

- 28 - Ryan Grimmett, 1997
- 23 - Jason Michaels, 1997
- 21 - Kevin Howard, 2002
- Alex DeJesus, 1981
- Bill Wrona, 1983
- 20 - Danny Matenzo, 2002
- Mike Fiore, 1988
- 19 - Will Vespe, 1987
- 17 - Jon Jay, 2005
- Jon Jay, 2004-05
- Matt Dyer, 2002
- Javy Rodriguez, 2002
- Larry Pyle, 1968
- 16 - Jemile Weeks, 2006
- Ryan Braun, 2005
- 16 - Javy Rodriguez, 2002-02
- Jim Maler, 1977

HITTING STREAKS (cont'd)

- 16 - Jorge Fabregas, 1990
- 15 - Esteban Tresgallo, 2012
- Jim Burt, 2002
- Rick Gama, 1995
- Danny Buxbaum, 1994
- Randy Guerra, 1977

MOST CONSECUTIVE GAMES PLAYED

- 284 – Doug Shields, 1981-84
- 283 – Randy Guerra, 1976-79

PUTOUTS

- 26 - Randy Guerra vs. The Citadel, 5/18/1979

ASSISTS

- 10 - Ryan Jackson vs. Duke, 3/28/2008

TOTAL CHANCES

- 27 - Randy Guerra vs. The Citadel, 5/18/1979

ERRORS

- 6 - Eddie Boden vs. Florida, 4/8/1949

PASSED BALLS

- 3 - Pete Marchegiano vs. Stetson, 4/15/1961
- Pat Callahan vs. Florida State, 5/6/1976
- Julio Solis vs. UCLA, 2/12/1984
- Chad Hoelker vs. Florida State, 4/10/1993
- Chad Hoelker vs. South Florida, 5/12/1993
- Mike Lopez-Cao vs. Stetson, 2/17/1997
- Richard O'Brien vs. UCLA, 2/10/2007

PITCHING

INNINGS

- 15.1 – Mark Batten vs. The Citadel, 5/18/1979
- 14.0 – Jeff Alkire vs. The Citadel (5.0) & NC State (9.0), 5/28/1991
- 13.0 – Ed Sherman vs. Auburn, 5/2/1946
- 12.0 – Frank Hand vs. Florida, 4/7/1950
- Larry Heffer vs. Tampa, 5/1/1962
- Gavin Long vs. Stetson, 5/1/1976
- 11.0 – Thom Lehman vs. Tampa, 5/11/1969
- Joe Grahe vs. Florida State, 4/8/1988
- 10.1 – Jose Prado vs. Florida State, 4/24/1993
- 10.0 – Ed Sherman vs. Florida Southern, 4/9/1947
- Marvin Rubin vs. Florida, 5/30/1951
- John Bartell vs. Florida Southern, 3/14/1958
- Norm Nebel vs. Yale (G2), 3/30/1959
- Vic Stenson vs. Florida Southern, 5/2/1959
- Bobby Hughes vs. Ohio State, 3/21/1961
- Thom Lehman vs. South Florida, 4/18/1969
- Joe Grahe vs. Creighton, 3/12/1989
- Greg Knowles vs. Minnesota, 3/31/1990

WALKS

- 13 – Jack Marnhout vs. Amherst, 3/24/1953
- 12 – Al Petz vs. Florida Southern, 4/23/1956
- 11 – Chuck Swenson vs. Amherst, 3/25/1954
- Mike Larkin vs. New Hampshire, 3/18/1972
- 10 – Al Petz vs. Florida State, 4/27/1956
- Jack Marnhout vs. Opa Locka Marines, 5/10/1954
- Kenny Henderson vs. Florida, 2/27/1993
- 9 – Chuck Swenson vs. Amherst, 3/28/1957
- Roger Newman vs. Stetson, 5/11/1957
- Roger Newman vs. Michigan, 5/5/1958
- Bill Turkowski vs. Wake Forest, 2/25/1987
- Jeff Alkire vs. Cal State Fullerton, 5/31/1992

SINGLE-GAME RECORDS

CONSECUTIVE INNINGS WITH ZERO WALKS

58 — Thom Lehman, 1969

STRIKEOUTS

23 — Neal Heaton vs. Indiana State, 3/10/1981
 20 — Elmer Harris vs. Army, 3/21/1963
 18 — Elmer Harris vs. Army, 3/19/1964
 Joe Grahe vs. Maine, 3/17/1989
 17 — Warren Bogle vs. Rollins, 5/1/1967
 16 — Jim Muelhausen vs. Biscayne, 5/7/1969
 Bryan Radziewski vs. Virginia Tech, 3/23/2013
 15 — Warren Bogle vs. Tampa, 5/1/1967
 Joe Grahe vs. Creighton, 3/12/1989
 Alex Fernandez vs. Florida, 3/22/1989
 14 — Elmer Harris vs. Tampa, 5/2/1962
 Elmer Harris vs. Stetson, 4/20/1963
 Jim Muelhausen vs. Biscayne, 4/16/1969
 Neal Heaton vs. Stetson, 4/20/1979

CONSECUTIVE STRIKEOUTS

8 — Neal Heaton vs. Florida State, 3/10/1981
 Joe Grahe vs. Maine, 3/17/1989
 Alex Santos vs. Florida, 2/8/1998

HITS ALLOWED

16 — Bobby Hughes vs. Florida, 4/25/1961
 15 — Frank Hand vs. Rollins, 4/15/1950
 Bob Bartlett vs. Florida, 4/9/1973
 Tom Farmer vs. Cal State Fullerton, 4/1/2001
 14 — Danny Kavanaugh vs. Ohio State, 3/18/1961
 A. Patenaude vs. East Carolina, 5/26/1984
 13 — Al Petz vs. Florida State, 4/30/1957
 H.C. Hearn vs. Stetson, 5/10/1957
 Vic Stenson vs. Florida State, 4/19/1958
 Bobby Hughes vs. Yale (G2), 3/30/1959
 Robert Ward vs. Florida, 3/9/1962
 Thom Lehman vs. Pace, 4/11/1969
 Mike Kasprzak vs. Florida State, 5/8/1982

RUNS ALLOWED

12 — Bobby Hughes vs. Yale (G2), 3/30/1959
 Rob Souza vs. Cal State Fullerton, 6/6/1984
 11 — Cesar Carrillo vs. Clemson, 5/19/2005
 10 — Jason Adge vs. Florida State, 4/5/1995
 Jack Marnhout vs. Stetson, 4/10/1955
 Jack Marnhout vs. Rollins, 4/23/1955
 David Horgen vs. Yale, 3/21/1957
 Rick Jones vs. Ohio State (G1), 3/19/1966
 Kiki Bengochea vs. Florida State, 4/14/2002
 J.D. Cockroft vs. Texas, 6/14/2003

EARNED RUNS ALLOWED

11 — Al Petz vs. Florida State, 4/30/1957
 10 — Jason Adge vs. Florida State, 4/15/1995
 David Horgen vs. Yale, 3/21/1957
 9 — David Horgen vs. Wesleyan, 4/2/1958
 Bobby Hughes vs. Florida, 4/25/1961
 Rick Jones vs. Ohio State (G1), 3/19/1966

HIT BATSMEN

4 — Kiki Bengochea vs. Bucknell, 5/25/2001
 Brandon Camardese vs. Rutgers, 3/14/2004
 Scott Maine vs. Louisville, 6/1/2007
 Iden Nazaro vs. Duke, 4/15/2009

WILD PITCHES

4 — Kenny Henderson vs. Stetson, 2/13/1994
 Brian Walker vs. Bethune-Cookman, 5/28/1999
 Chris Sheffield vs. Jacksonville, 5/5/2001

WILD PITCHES (cont'd)

3 — Chuck Swenson vs. Rollins, 4/12/1957
 Jeff Morrison vs. Georgia Southern, 3/23/1979
 Greg Knowles vs. St. Thomas, 3/1/1988
 Eric Berthelot vs. Maine, 3/20/1993
 Kenny Henderson vs. St. Thomas, 4/16/1993
 Vince Bongiovanni vs. USF, 3/16/2004
 John Housey vs. Florida State, 4/3/2009

BALKS

2 — Robert Ward vs. Army, 3/24/1962
 Stan Jakubowski vs. Biscayne, 4/16/1973
 Silvio Censale vs. NC State, 3/5/1991
 David Gil vs. USF, 2/18/2000
 Kiki Bengochea vs. Minnesota, 2/16/2002
 George Huguet vs. Georgia Tech, 3/29/2003

POSTSEASON - BATTING

AT BATS

8 — Ron Batter vs. The Citadel, 5/18/1979 (16 inn.)
 7 — Bruce Thompson vs. Rider, 5/27/1994
 Blake Tekotte vs. Arizona, 6/7/2008
 Ryan Braun vs. NC State, 6/8/2003

CWS

7 — Bobby Hill vs. UCLA, 5/31/1997

RUNS

5 — Brian Seever vs. Bowling Green, 5/21/1998
 Jim Burt vs. Florida Atlantic, 6/6/2004

CWS

5 — Rick Gama vs. USC, 6/2/1995

HITS

5 — John Viera vs. James Madison, 5/28/1988
 Frank Mora vs. South Carolina, 5/24/1992
 Rudy Gomez vs. Texas, 5/25/1996

CWS

4 — Greg Ellena vs. Stanford, 6/1/1985
 Rust DeBold vs. Stanford, 6/1/1985
 Greg Ellena vs. Texas, 6/11/1985
 Eddie Rivero vs. USC, 6/2/1995
 Mandy Jacomino vs. Alabama, 6/2/1997
 Danny Matienzo vs. Tennessee, 6/9/2001
 Jenille Weeks vs. Rice, 6/19/2006

DOUBLES

3 — Frank Mora vs. South Carolina, 5/24/1992

CWS

2 — Mike Fiore vs. Stanford, 6/1/1985
 Don Rowland vs. Texas, 6/9/1985
 Kris Clute vs. Tennessee, 6/9/2001
 Brian Barton vs. NC State, 6/7/2003

TRIPLES

2 — Billy Wrona vs. Stetson, 5/29/1982
 Richard Giannotti vs. Florida, 6/1/2003

CWS

1 — Alex Cora vs. LSU, 6/8/1996
 Tris Moore vs. Clemson, 6/5/1996
 Jon Jay vs. LSU, 6/19/2004
 Jon Jay vs. Oregon State, 6/17/2006

HOME RUNS

3 — Kevin Brown vs. Stetson, 5/27/2001
 Lale Esquivel vs. Bethune-Cookman, 5/28/1999

HOME RUNS (cont'd)

3 — Scott Lawson vs. Texas A&M, 6/5/2010
 2 — 13 times - last: Nathan Melendres vs. Texas A&M, 6/6/2010

CWS

2 — Greg Ellena vs. Stanford, 6/1/1985
 Rusty DeBold vs. Stanford, 6/1/1985
 Danny Matienzo vs. Tennessee, 6/19/2001
 Danny Matienzo vs. South Carolina, 6/7/2002
 Ryan Braun vs. Tennessee, 6/7/2003

HOME RUNS IN A SINGLE DAY

4 — German Alvarez vs. TTU/South Carolina, 5/23/1998

GRAND SLAMS

1 — Darren Mandel vs. Arizona State, 6/2/1984
 Jason Michaels vs. Arizona State, 5/25/1997
 Aubrey Huff vs. Bowling Green, 5/21/1998
 Danny Matienzo vs. FIU, 5/29/2000
 Kevin Brown vs. Stetson, 5/27/2001
 Erick San Pedro vs. NC State, 6/8/2003
 Richard Giannotti vs. FAU, 6/6/2004
 Danny Valencia vs. Ole Miss, 6/12/2006

HOME RUNS IN SAME INNING

2 — Aubrey Huff vs. Bowling Green, 5/21/1998

RBI

10 — Kevin Brown vs. Stetson, 5/27/2001
 7 — Danny Valencia vs. Ole Miss, 6/12/2006
 6 — Danny Matienzo vs. Tennessee, 6/9/2001
 Scott Lawson vs. Texas A&M, 6/5/2010

CWS

5 — Greg Ellena vs. Stanford, 6/1/1985
 Kevin Brown vs. Stanford, 6/16/2001

TOTAL BASES

13 — Scott Lawson vs. Texas A&M, 2010
 12 — Kevin Brown vs. Stetson, 5/27/2001
 Lale Esquivel vs. Bowling Green, 5/28/1999

CWS

11 — Rusty DeBold vs. Stanford, 6/1/1985
 10 — Danny Matienzo vs. Tennessee, 6/9/2001

STOLEN BASES

5 — Wes Robbins vs. Morehead State, 5/20/1977
 3 — Charlton Jimerson vs. Clemson, 6/2/2001
 Javy Rodriguez vs. Clemson, 6/2/2001
 Mike Rodriguez vs. Clemson, 6/2/2001
 Danny Figueroa vs. Mississippi State, 6/4/2005
 Jon Jay vs. Ole Miss, 6/12/2006

CWS

4 — Charlton Jimerson vs. Tennessee, 6/14/2001
 3 — Johnathan Smith vs. Cal State Fullerton, 5/31/1992

WALKS

6 — Dennis Raben vs. Arizona, 6/7/2008
 4 — Danny Buxbaum vs. Rider, 5/27/1994
 Wes Robbins vs. Morehead State, 5/20/1977

CWS

3 — Charlton Jimerson vs. Tennessee, 6/14/2001



SINGLE-GAME RECORDS

STRIKEOUTS

- 4 – Ryan Grimmett vs. Arizona State, 5/25/1997
Harold Martinez vs. Florida, 5/31/2009

CWS

- 3 – Charlton Jimerson vs. Tennessee, 6/9/2001
Ryan Braun vs. Texas, 6/14/2003
Richard Giannotti vs. Texas, 6/14/2003
Ryan Braun vs. Southwest Missouri State, 6/16/2003

HIT BY PITCHES

- 2 – Kevin Brown vs. Clemson, 6/1/2001
Gaby Sanchez vs. Bethune-Cookman, 5/30/2003
Jon Jay vs. Ole Miss, 6/12/2006
Jason Hagerty vs. Jacksonville, 5/29/2009

CWS

- 2 – Russ Jacobson vs. Arizona State, 5/31/1998

SACRIFICE HITS

- 2 – Rizk Pazo vs. The Citadel (16 inn.), 5/18/1979
Mike Kutner vs. Florida State, 5/23/1981
Kris Clute vs. Florida Atlantic, 5/30/1999
Kris Clute vs. Florida Atlantic, 5/27/2000
Javy Rodriguez vs. Florida, 6/2/2002

MOST ERRORS

- 2 – Jim Burt vs. Bethune-Cookman, 5/30/2003
Jon McLean vs. VCU, 6/3/2005
Yasmani Grandal vs. Jacksonville, 5/29/2009
Scott Lawson vs. Texas A&M, 6/6/2010
Harold Martinez vs. Texas A&M, 6/7/2010
Michael Broad vs. Florida, 6/12/2010
Stephen Perez vs. Florida, 6/12/2010

CWS

- 3 – Rusty DeBold vs. Texas, 6/5/1985
3 – Kirk Dulom vs. Florida State, 6/8/1986

PUTOUTS

- 26 – Randy Guerra vs. The Citadel (16 inn.), 5/18/1979

ASSISTS

- 9 – Howie Shapiro vs. The Citadel (16 inn.), 5/18/1979
Jemile Weeks vs. Clemson, 5/23/2007
Stephen Perez vs. Florida, 6/12/2010

TOTAL CHANCES

- 27 – Randy Guerra vs. The Citadel (16 inn.), 5/18/1979

POSTSEASON - TEAM

RUNS SCORED

- 22 – Princeton, 5/24/1985

CWS

- 21 – Tennessee, 6/9/2001
17 – Stanford, 6/1/1985

HITS

- 24 – Princeton, 5/24/1985

CWS

- 20 – Tennessee, 6/9/2001

DOUBLES

- 9 – Princeton, 5/24/1985

CWS

- 5 – Clemson, 6/5/1996

TRIPLES

- 3 – Clemson, 5/21/1978
Florida, 5/24/1981
James Madison, 5/28/1988

HOME RUNS

- 8 – Bowling Green, 5/21/1998
South Carolina, 5/23/1998

CWS

- 5 – Stanford, 6/1/1985
Tennessee, 6/9/2001

RBI

- 20 – Princeton, 5/24/1985

CWS

- 19 – Tennessee, 6/9/2001
17 – Stanford, 6/1/1985

TOTAL BASES

- 46 – Bowling Green, 5/21/1998

CWS

- 37 – Stanford, 6/1/1985
36 – Tennessee, 6/9/2001

DOUBLE PLAYS

- 4 – Morehead State, 5/20/1977

CWS

- 5 – Florida State, 6/4/1995

STOLEN BASES

- 10 – Clemson, 6/2/2001
9 – Morehead State, 5/20/1977
Georgia Tech, 5/26/1986

CWS

- 6 – Tennessee, 6/14/2001
5 – Harvard, 6/7/1974
Maine, 5/31/1981

MOST STRIKEOUTS

- 15 – NC State, 6/8/2003

CWS

- 19 – Clemson, 6/5/1996

FEWEST STRIKEOUTS

- 0 – Arizona State, 6/7/1994

WALKS

- 17 – Georgia Tech, 5/25/1986 (10 inn.)

CWS

- 16 – UCLA, 5/31/1997

LEFT ON BASE

- 17 – Georgia Tech, 5/25/1986 (10 inn.)
16 – Rider, 5/27/1994
Florida, 6/1/2003 (G1)

CWS

- 17 – UCLA, 5/31/1997 (12 inn.)
16 – Cal, 5/29/1992 (13 inn.)

ERRORS

- 7 – Clemson, 5/21/1978
Florida, 6/12/2010

CWS

- 8 – Arizona State, 6/2/1984

HOME RUNS IN AN INNING

- 4 – South Carolina, 5/23/1998

CWS

- 2 – Tennessee, 5/14/2001
Stanford, 6/1/1985

SACRIFICE HITS

- 4 – Clemson, 5/21/1978
The Citadel, 5/19/1979 (16 inn.)
Southwest Missouri State, 5/26/1996

CWS

- 3 – Oral Roberts, 6/5/1978
California, 5/29/1992
Florida, 6/12/2004

SACRIFICE FLYS

- 3 – Bethune-Cookman, 5/28/1999
Wagner, 5/27/2000
Florida, 6/12/2004

CWS

- 3 – LSU, 6/8/1996

LARGEST WINNING MARGIN

- 16 – Stetson, 5/29/1982 (18-2)
Princeton, 5/24/198 (22-6)

CWS

- 14 – Stanford, 6/1/1985 (17-3)
Alabama, 6/2/1996 (15-1)

LARGEST LOSING MARGIN

- 11 – Florida, 5/31/2009 (5-16)
10 – Florida, 6/1/2003 (5-15)
Missouri State, 6/2/2012 (2-12)

CWS

- 11 – Texas, 6/14/2003 (2-13)
10 – Texas, 6/5/1989 (2-12)

LONGEST WINNING STREAK

REGIONALS (only)

- 17 – 1978-1982

CWS

- 8 – 1999, 2001
5 – 1982
1985-86
4 – 1999
4 – 2001

OVERALL

- 12 – 1999-2000
11 – 2001-02
9 – 1999
2001
8 – 1982

LONGEST LOSING STREAK

REGIONALS (only)

- 2 – multiple times; last: 2013, Louisville, Ky. Regional

CWS

- 3 – 1974-1978

OVERALL

- 4 – 1992-93

INDIVIDUAL LEADERS - BATTING

GAMES

CAREER LEADERS

PLAYER	SEASONS	G
1. Doug Shields	1981-84	284
2. Mike Fiore	1985-88	270
3. Calvin James	1981-82, 84-85	261
4. Don Rowland	1982-85	259
5. Joe Trujillo	1986-89	256
6. Frank Dominguez	1985-88	243
Gino DiMare	1989-92	243
8. Randy Guerra	1976-79	238
9. Jim Burt	2001-04	236
10. Mike Kutner	1978-81	234

SEASON LEADERS

PLAYER	SEASON	G
1. Orlando Ariles	1983	82
Phil Lane	1983	82
Bill Wrona	1983	82
4. Mitch Seoane	1983	81
5. Calvin James	1983	80
Javier Velazquez	1983	80
7. Don Rowland	1985	79
8. Jon Leake	1985	78
9. Doug Shields	1983	77
Mike Fiore	1985	77

AT-BATS

CAREER LEADERS

PLAYER	SEASONS	AB
1. Mike Fiore	1985-88	946
2. Doug Shields	1981-84	871
3. Javy Rodriguez	1999-02	868
4. Jose Trujillo	1986-89	864
5. Randy Guerra	1976-79	839
6. Mitch Seoane	1981-83	803
7. Bill Wrona	1981-83	801
8. Frank Dominguez	1985-88	780
9. Jim Burt	2001-04	764
10. Howie Shapiro	1976-79	754

SEASON LEADERS

PLAYER	SEASON	AB
1. Mitch Seoane	1983	327
2. Bill Wrona	1983	316
3. Calvin James	1985	291
4. Orlando Ariles	1983	286
5. Doug Shields	1984	280
6. Mitch Seoane	1982	276
Mike Fiore	1985	276
8. Darren Mandel	1984	274
9. Don Rowland	1985	268
10. Chris Hart	1984	266

RUNS SCORED

CAREER LEADERS

PLAYER	SEASONS	RS
1. Mike Fiore	1985-88	258
2. Bobby Hill	1997-99	240
3. Doug Shields	1981-84	238
4. Jose Trujillo	1986-89	213
5. Javy Rodriguez	1999-02	201
6. Pat Burrell	1996-98	198
7. Calvin James	1981-82, 84-85	195
8. Jemile Weeks	2006-08	190
9. Jim Burt	2001-04	186
10. Howie Shapiro	1976-79	184
Phil Lane	1982-84	184

SEASON LEADERS

PLAYER	SEASON	RS
1. Bobby Hill	1998	87
2. Rudy Gomez	1996	86
3. Doug Shields	1984	82
4. Mike Fiore	1988	81
Blake Tekotte	2008	81
Jemile Weeks	2008	81
7. Yonder Alonso	2008	80
8. Pat Burrell	1997	79
Jason Michaels	1997	79
10. Bobby Hill	1999	77
Jon Jay	2006	77

HITS

CAREER LEADERS

PLAYER	SEASONS	HITS
1. Mike Fiore	1985-88	341
2. Javy Rodriguez	1999-02	321
3. Doug Shields	1981-84	271
4. Kevin Howard	2000-02	260
5. Jon Jay	2004-06	254
6. Bobby Hill	1997-99	253
7. Randy Guerra	1976-79	252
8. Jim Burt	2001-04	245
9. Bill Wrona	1981-83	243
10. Mitch Seoane	1981-83	236

SEASON LEADERS

PLAYER	SEASON	HITS
1. Orlando Ariles	1983	106
Mitch Seoane	1983	106
Jason Michaels	1997	106
4. Scott Parsons	1981	102
5. Javy Rodriguez	2002	99
6. Bobby Hill	1998	97
7. Bill Wrona	1983	96
Chris Hart	1984	96
Aubrey Huff	1998	96
10. Rudy Gomez	1996	94

DOUBLES

CAREER LEADERS

PLAYER	SEASONS	2B
1. Jose Trujillo	1985-88	65
Kevin Howard	2000-02	65
3. Mike Fiore	1985-88	63
4. Jim Burt	2001-04	60
5. Don Rowland	1982-85	55
6. Frank Dominguez	1985-88	53
Kevin Brown	1998-01	53
8. Doug Shields	1981-84	51
9. Randy Guerra	1976-79	50
Jorge Fabregas	1989-91	50

SEASON LEADERS

PLAYER	SEASON	2B
1. Jason Michaels	1997	32
2. Jon Leake	1985	27
Jim Burt	2004	27
4. Jose Trujillo	1989	26
5. Don Rowland	1985	25
6. Don Rowland	1984	24
Yasmani Grandal	2010	24
8. Mike Fiore	1988	23
9. Orlando Ariles	1983	22
Chris Hart	1985	22
Jose Trujillo	1988	22
Rudy Gomez	1996	22
Kevin Howard	2000	22



INDIVIDUAL LEADERS - BATTING

TRIPLES

CAREER LEADERS

PLAYER	SEASONS	3B
1. Jemile Weeks	2006-08	19
2. Calvin James	1981-82, 84-85	17
3. Bill Wrona	1981-83	15
4. Mitch Seoane	1981-83	14
5. Mike Metcalfe	1993-94	13
6. Benny Castillo	1971-74	12
Mike Fiore	1985-88	12
Charles Johnson	1990-92	12
9. Wayne Krenchicki	1973-75	11
Kirk Dulom	1987, 89-90	11

SEASON LEADERS

PLAYER	SEASON	3B
1. Charles Johnson	1990	9
Mike Metcalfe	1993	9
3. Kirk Dulom	1987	8
Jemile Weeks	2006	8
5. Benny Castillo	1973	7
Rick Montoni	1977	7
Bill Wrona	1982	7
Bill Wrona	1983	7
Calvin James	1985	7
Greg Erickson	1990	7
Jorge Fabregas	1990	7

HOME RUNS

CAREER LEADERS

PLAYER	SEASONS	HR
1. Phil Lane	1982-84	62
2. Pat Burrell	1996-98	61
3. Yonder Alonso	2006-08	52
4. Kevin Brown	1998-01	48
5. Ryan Braun	2003-05	45
6. Danny Matienzo	2000-02	42
7. Lale Esquivel	1997, 99-00	40
8. Randy Guerra	1976-79	39
Manny Crespo	1998-00	39
10. Charles Johnson	1990-92	38
Yasmani Grandal	2008-10	38

SEASON LEADERS

PLAYER	SEASON	HR
1. Phil Lane	1982	25
2. Yonder Alonso	2008	24
3. Pat Burrell	1996	23
4. Darren Mandel	1984	22
Kevin Brown	1999	22
6. Pat Burrell	1997	21
Aubrey Huff	1998	21
Harold Martinez	2010	21
9. Phil Lane	1983	20
Lale Esquivel	2000	20
Danny Matienzo	2002	20

TOTAL BASES

CAREER LEADERS

PLAYER	SEASONS	TB
1. Mike Fiore	1985-88	506
2. Pat Burrell	1996-98	465
3. Yonder Alonso	2006-08	432
4. Randy Guerra	1976-79	427
Javy Rodriguez	1999-02	427
6. Jim Burt	2001-04	425
7. Phil Lane	1982-84	418
8. Ryan Braun	2003-05	414

9. Doug Shields	1981-84	403
10. Frank Dominguez	1985-88	394

SEASON LEADERS

PLAYER	SEASON	TB
1. Jason Michaels	1997	189
2. Pat Burrell	1996	182
3. Orlando Artiles	1983	181
4. Aubrey Huff	1998	174
5. Pat Burrell	1997	174
6. Darren Mandel	1984	171
7. Mike Fiore	1988	169
8. Jim Burt	2004	166
9. Yonder Alonso	2008	164
10. Rudy Gomez	1996	161
Ryan Braun	2003	161

RUNS BATTED IN

CAREER LEADERS

PLAYER	SEASONS	RBI
1. Mike Fiore	1985-88	235
2. Randy Guerra	1976-79	234
3. Yonder Alonso	2006-08	215
4. Phil Lane	1982-84	200
5. Ryan Braun	2003-05	197
6. Danny Matienzo	2000-02	189
7. Pat Burrell	1996-98	187
Kevin Brown	1998-01	187
9. Frank Dominguez	1985-88	186
10. Jim Burt	2001-04	174

SEASON LEADERS

PLAYER	SEASON	RBI
1. Aubrey Huff	1998	95
2. Jason Michaels	1997	89
3. Darren Mandel	1984	88
4. Mike Fiore	1988	83
5. Pat Burrell	1997	76
Ryan Braun	2003	76
Ryan Braun	2005	76
8. Phil Lane	1982	74
Sam Sorce	1982	74
Yonder Alonso	2007	74

STOLEN BASES

CAREER LEADERS

PLAYER	SEASONS	STEALS
1. Bobby Hill	1997-99	139
2. Javy Rodriguez	1999-02	135
3. Doug Shields	1981-84	123
4. Calvin James	1981-82, 84-85	119
5. Mike Fiore	198-88	109
6. Howie Shapiro	1976-79	107
7. Luis Hernandez	1991-94	102
Ryan Grimmett	1994-97	102
9. Orlando Gonzalez	1973-74	96
10. Bill Wrona	1981-83	95

SEASON LEADERS

PLAYER	SEASON	STEALS
1. Javy Rodriguez	2001	66
2. Orlando Gonzalez	1974	62
3. Calvin James	1985	53
Ryan Grimmett	1997	53
Mike Rodriguez	2001	53
6. Bobby Hill	1999	52
7. Jim Crosta	1974	46
Mike Metcalfe	1994	46
Bobby Hill	1998	46
10. Wes Robbins	1978	45

INDIVIDUAL LEADERS - BATTING

WALKS

CAREER LEADERS

PLAYER	SEASONS	WALKS
1. Mike Fiore	1985-88	222
2. Howie Shapiro	1976-79	194
3. Doug Shields	1981-84	189
4. Yonder Alonso	2006-08	172
5. Pat Burrell	1996-98	170
6. Randy Guerra	1976-79	167
7. Bobby Hill	1997-99	166
8. Benny Castillo	1971-74	161
9. Calvin James	1981-82, 84-85	160
10. Jose Trujillo	1986-89	154

SEASON LEADERS

PLAYER	SEASON	WALKS
1. Pat Burrell	1997	83
2. Yonder Alonso	2008	76
3. Bobby Hill	1999	73
4. Phil Lane	1983	72
5. Mike Fiore	1988	69
6. Steve Lusby	1982	68
7. Greg Vaughn	1986	63
Jason Michaels	1988	63
9. Howie Shapiro	1980	62
10. Pat Burrell	1996	61

STRIKEOUTS

CAREER LEADERS

PLAYER	SEASONS	STRIKEOUTS
1. Kevin Brown	1998-01	221
2. Phil Lane	1982-84	192
3. Frank Dominguez	1985-88	162
4. Ryan Grimmett	1994-97	155
5. Danny Matienzo	2000-02	153
6. Bruce Thompson	1992-95	151
7. Dave DiNatale	2007-09	149
8. Charles Johnson	1990-92	148
9. Mark Walker	1997-00	144
10. Dennis Raben	2006-08	138

SEASON LEADERS

PLAYER	SEASON	STRIKEOUTS
1. Phil Lane	1983	72
Kevin Brown	2001	72
Stephen Perez	2010	72
4. Kevin Brown	1999	67
5. Phil Lane	1982	66
6. Johnathan Smith	1992	62
7. Dave DiNatale	2009	61
8. Greg Vaughn	1986	60
Manny Creso	1998	60
10. Chad Rupp	1993	59
Mark Walker	1999	59

TOTAL SACRIFICES

CAREER LEADERS

PLAYER	SEASONS	SACRIFICES
1. Jose Trujillo	186-89	53
2. Kris Clute	1998-01	45
3. Ryan Jackson	2007-09	43
4. Alex Cora	1994-96	42
Javy Rodriguez	1999-02	42
6. Howie Shapiro	1976-79	39
7. Luis Hernandez	1992-95	38
8. Gino DiMare	1989-92	36
9. Paco Figueroa	2002-05	35
10. Joe Nelson	1984-87	34

SEASON LEADERS

PLAYER	SEASON	SACRIFICES
1. Jose Trujillo	1987	23
2. Mike Metcalfe	1994	22
3. Joe Nelson	1986	21
4. F.P. Santangelo	1989	20
5. Dave Berg	1992	18
Kris Clute	2000	18
7. Mike Lopez-Cao	1997	17
Kris Clute	2001	17
Javy Rodriguez	2001	17
Adam Ricks	2003	17

HIT BY PITCH

CAREER LEADERS

PLAYER	SEASONS	HBP
1. Jon Jay	2004-06	38
2. Danny Figueroa	2002-05	33
3. Bobby Hill	1997-99	32
4. Blake Tekotte	2006-08	31
5. Luis Hernandez	1991-94	27
Jim Burt	2001-04	27
7. Paco Figueroa	2002-05	26
8. Kevin Brown	1998-01	25
9. Mike Fiore	1985-88	23
10. Brian Barton	2003-04	22

SEASON LEADERS

PLAYER	SEASON	HBP
1. Jon Jay	2006	23
2. Bobby Hill	1997	20
3. Danny Figueroa	2003	17
4. Mat Erwin	1994	16
5. Jim Burt	2004	14
6. Kevin Brown	1999	13
Blake Tekotte	2007	13
8. F.P. Santangelo	1989	12
Blake Tekotte	2008	12
Zeke DeVoss	2010	12
Chantz Mack	2013	12

BATTING AVERAGE

CAREER LEADERS (300+ AB)

PLAYER	SEASONS	AVG
1. Pat Burrell	1996-98	.442
2. Yasmani Grandal	2008-10	.401
3. Aubrey Huff	1997-98	.400
4. Jason Michaels	1997-98	.396
5. Jon Jay	2004-06	.378
6. Orlando Gonzalez	1973-94	.373
7. Javy Rodriguez	1999-02	.369
8. Kevin Howard	2000-02	.368
9. Ryan Braun	2003-05	.365
10. Mike Fiore	1985-88	.361
Rudy Gomez	1994-96	.361

CAREER LEADERS (1-299 AB)

PLAYER	SEASON	AVG
1. Steve Lusby	1982-83	.359
2. Bob Taro	1951-54	.342
3. Chris Hermann	2009	.341
4. Juan Flores	1990-91	.339
Tommy Giles	2006	.339
6. Laddie Jezek	1967-69	.333
7. German Alvarez	1997-98	.332
8. Bobby Ward	1962-64	.330
9. Warren Bogle	1962-64	.329
Robert Feldman	1976-77	.329



INDIVIDUAL LEADERS - BATTING

BATTING AVERAGE

SEASON LEADERS (200+ AB)

PLAYER	SEASON	AVG
1. Mike Fiore	1987	.423
2. Rudy Gomez	1996	.420
3. Kevin Howard	2000	.413
4. Aubrey Huff	1998	.412
5. Jason Michaels	1997	.411
6. Pat Burrell	1997	.409
7. Jon Jay	2005	.408
8. Bobby Hill	1998	.404
9. Orlando Gonzalez	1974	.402
10. Yasmani Grandal	2010	.401

SEASON LEADERS (101-200 AB)

PLAYER	SEASON	AVG
1. Pat Burrell	1996	.484
2. Pat Burrell	1998	.432
3. Larry Pyle	1969	.431
4. Laddie Jezek	1969	.389
5. Aubrey Huff	1997	.385
6. Russ Jacobson	1990	.380
7. Jason Michaels	1998	.378
8. Jorge Maduro	1969	.374
9. Kim Siepe	1972	.373
Tony Barquin	1980	.373
Joey Hooft	2003	.373
Paco Figueora	2004	.373

SEASON LEADERS (50-100 AB)

PLAYER	SEASON	AVG
1. Larry Wilson	1962	.459
2. Ernie Yaroshuk	1963	.448
3. Whitey Campbell	1950	.429
4. Dennis Eich	1963	.392
5. Bob Dekreon	1955	.390
6. Bob Taro	1953	.379
7. Bobby Ward	1962	.365
8. Vince Pagley	1953	.364
9. Vaughn Flick	1974	.362
10. Robert Feldman	1977	.357

SLUGGING PERCENTAGE

CAREER LEADERS (300+ AB)

PLAYER	SEASONS	SLG
1. Pat Burrell	1996-98	.886
2. Jason Michaels	1997-98	.744
3. Aubrey Huff	1997-98	.719
4. Ryan Braun	2003-05	.672
5. Kevin Brown	1998-01	.637
Yonder Alonso	2006-08	.637
7. Manny Crespo	1998-00	.632
8. Larry Pyle	1967-69	.624
9. Yasmani Grandal	2008-10	.615
10. Lale Esquivel	1997, 99-00	.613

CARRER LEADERS (1-299 AB)

PLAYER	SEASON	SLG
1. Ed Contreras	1957-59	.615
2. Bob Taro	1951-54	.574
3. Tommy Giles	2006	.558
4. Greg Ellena	1983-86	.546
5. German Alvarez	1997-98	.532
6. Chris Hermann	2009	.528
7. Rick Ellstrom	1992-93	.524
8. Warren Bogle	1966-67	.523
9. Steve Lusby	1982-83	.522
10. Mike Maude	1980-81	.500

SEASON LEADERS (200+ AB)

PLAYER	SEASON	SLG
1. Pat Burrell	.809	1997
2. Yonder Alonso	2008	.777
3. Aubrey Huff	1998	.768
4. Mike Fiore	1988	.754
5. Jason Michaels	1997	.733
6. Ryan Braun	2005	.726
7. Yasmani Grandal	2010	.721
8. Yonder Alonso	2007	.705
9. Kevin Brown	1999	.690
10. Jim Burt	2004	.678

SEASON LEADERS (50-199 AB)

PLAYER	SEASON	SLG
1. Pat Burrell	1996	.948
2. Pat Burrell	1998	.924
3. Jason Michaels	1998	.760
Russ Jacobson	1999	.760
5. Donald Robinson	1992	.745
6. Greg Ellena	1985	.741
7. Lale Esquivel	2000	.710
8. Larry Pyle	1969	.700
9. Ed Contreras	1958	.696
10. Kevin Brown	2000	.692

INDIVIDUAL LEADERS - PITCHING

APPEARANCES

CAREER LEADERS

	PLAYER	SEASONS	APP
1.	Danny Smith	1980-83	123
	George Huguét	2001-04	123
	Danny Gil	2004-07	123
4.	Robbie Morrison	1996-98	112
5.	Luke Debold	1999-2002	103
6.	Danny Graves	1992-94	99
7.	Rick Raether	1984-86	96
8.	Andrew Lane	2003-06	95
9.	Allan Westfall	1994-96	90
10.	Alex Prendes	1998-2001	88

SEASON LEADERS

	PLAYER	SEASON	APP
1.	Michael Neu	1999	46
2.	Jay Tessmer	1995	45
	Rick Raether	1985	45
4.	Luke Debold	2001	44
	George Huguét	2001	44
	Dave Eichhorn	1983	44
	Danny Smith	1982	44
8.	Kyle Bellamy	2008	43
	Danny Smith	1983	43
	Eddy Reyes	1997	43

STARTS

CAREER LEADERS

	PLAYER	SEASONS	GS
1.	J.D. Arteaga	1994-97	72
2.	Dan Davies	1983-86	66
3.	Joe Grahe	1987-89	61
4.	Rob Souza	1982-84	57
	Kenny Henderson	1992-95	57
6.	Stan Jakubowski	1973-76	53
7.	Alex Santos	1996-99	52
8.	David Gil	1997-2000	51
9.	Chris Hernandez	2008-10	50
10.	Neal Heaton	1979-81	49
	Brandon Camardese	2002-05	49

SEASON LEADERS

	PLAYER	SEASON	GS
1.	Rob Souza	1983	23
2.	Dan Davies	1985	22
	Joe Grahe	1989	22
	Mike Kasprzak	1982	22
	J.D. Arteaga	1997	22
6.	Stan Jakubowski	1974	21
	Rob Souza	1984	21
	Joe Grahe	1988	20
9.	Alex Santos	1999	20
	Mark Bauer	1983	20
	Dan Davies	1986	20
	Neal Heaton	1981	20

APPEARANCES IN RELIEF

CAREER LEADERS

	PLAYER	SEASONS	APP
1.	George Huguét	2001-04	123
2.	Danny Gil	2004-07	115
3.	Danny Smith	1980-83	112
4.	Robbie Morrison	1996-98	110
5.	Luke Debold	1999-2002	103
6.	Danny Graves	1992-94	99
7.	Andrew Lane	2003-06	95
8.	Rick Raether	1984-86	91

	PLAYER	SEASONS	APP
9.	Luke Debold	1999-2002	90
	Allan Westfall	1994-96	90

SEASON LEADERS

	PLAYER	SEASON	APP
1.	Michael Neu	1999	46
2.	Jay Tessmer	1995	45
	Rick Raether	1985	45
4.	Luke Debold	2001	44
	George Huguét	2001	44
6.	Kyle Bellamy	2008	43
	Danny Smith	1982	43
	Danny Smith	1983	43
	Dave Eichhorn	1983	43
	Eddy Reyes	1997	43

COMPLETE GAMES

CAREER LEADERS

	PLAYER	SEASONS	CG
1.	Stan Jakubowski	1973-76	27
2.	Joe Grahe	1987-89	23
3.	Neal Heaton	1979-81	19
	Rick Jones	1965-67	19
5.	Bobby Huges	1969-61	16
6.	Warren Bogle	1966-67	15
	Tom Borzecki	1968-71	15
	Tom Lehman	1967-69	15
	Jeff Morrison	1978-81	15
	Rob Souza	1982-84	15

SEASON LEADERS

	PLAYER	SEASON	CG
1.	Joe Grahe	1988	11
2.	Joe Grahe	1989	10
	Rob Souza	1984	10
4.	Warren Bogle	1966	9
	Neal Heaton	1981	9
	Stan Jakubowski	1974	9
	Stan Jakubowski	1975	9
8.	Alex Fernandez	1989	8
	Tom Lehman	1968	8
	Rick Patrylo	1972	8
	Bob Bastian	1980	8
	Mark Batten	1979	8

INNINGS PITCHED

CAREER LEADERS

	PLAYER	SEASONS	IP
1.	Joe Grahe	1987-89	460.2
2.	J.D. Arteaga	1994-97	458.1
3.	Stan Jakubowski	1973-76	432.0
4.	Dan Davies	1983-86	425.1
5.	Kiki Bengochea	2000-02	392.0
6.	Neal Heaton	1979-81	390.0
7.	Jeff Morrison	1979-81	387.0
8.	Rob Souza	1982-84	381.2
9.	Mark Batten	1976-79	357.0
10.	Greg Knowles	1988-91	343.2

SEASON LEADERS

	PLAYER	SEASON	IP
1.	Joe Grahe	1989	173.0
2.	Joe Grahe	1988	167.0
3.	Mike Kasprzak	1982	160.0
4.	Stan Jakubowski	1974	159.1
5.	Rob Souza	1984	156.0
6.	Neal Heaton	1981	154.1
7.	Neal Heaton	1980	151.0
8.	Alex Fernandez	1989	147.2



INDIVIDUAL LEADERS - PITCHING

	PLAYER	SEASON	IP			
9.	Sam Sorce	1982	146.2	8.	Stan Jakubowski	1973-76
10.	Rob Souza	1982	145.0	9.	Kiki Bengochea	2000-02
				10.	Kevin Sheary	1983-87
						318
						308
						284

WALKS

CAREER LEADERS

	PLAYER	SEASONS	BB
1.	Rob Souza	1982-84	200
2.	Dan Davies	1983-86	177
3.	Kenny Henderson	1992-95	167
4.	Neal Heaton	1979-81	161
5.	Danny Smith	1980-83	160
6.	Randy Guerra	1976-79	158
7.	Joe Grahe	1987-89	154
8.	Stan Jakubowski	1973-76	147
9.	J.D. Arteaga	1994-97	143
10.	Majer Steffen	1984-88	140

SEASON LEADERS

	PLAYER	SEASON	BB
1.	Rob Souza	1984	91
2.	Joe Grahe	1989	75
3.	Neal Heaton	1980	72
4.	Rob Souza	1983	67
5.	Randy Guerra	1978	64
6.	Mike Kasprazk	1982	58
	Jason Adge	1995	58
8.	Oscar Munoz	1990	57
9.	Neal Heaton	1981	56
10.	Randy Guerra	1979	54

STRIKEOUTS

CAREER LEADERS

	PLAYER	SEASONS	K
1.	Joe Grahe	1987-89	433
2.	Alex Santos	1996-99	386
3.	Neal Heaton	1979-81	381
4.	Rob Souza	1982-84	366
5.	J.D. Arteaga	1994-97	343
6.	Stan Jakubowski	1973-76	334
7.	Chris Hernandez	2008-10	320
8.	David Gil	1997-2000	312
9.	Kenny Henderson	1992-95	311
10.	Dan Davies	1983-86	305

SEASON LEADERS

	PLAYER	SEASON	K
1.	Joe Grahe	1989	194
2.	Alex Fernandez	1989	177
3.	Neal Heaton	1981	172
4.	Rob Souza	1984	165
5.	Joe Grahe	1988	154
6.	Alex Santos	1999	144
7.	Alex Santos	1998	142
8.	Rob Souza	1983	139
9.	Neal Heaton	1980	130
10.	Warren Bogle	1966	128
	Stan Jakubowski	1974	128

HITS ALLOWED

CAREER LEADERS

	PLAYER	SEASONS	HITS
1.	J.D. Arteaga	1994-97	451
2.	Dan Davies	1983-86	424
3.	Joe Grahe	1987-89	382
4.	Rob Souza	1982-84	368
5.	Greg Knowles	1988-91	349
6.	Jeff Morrison	1978-81	328
7.	Mark Batten	1976-79	322

SEASON LEADERS

	PLAYER	SEASON	HITS
1.	Mike Kasprazk	1982	154
2.	Rob Souza	1984	152
3.	J.D. Arteaga	1997	141
4.	Mark Bauer	1982	134
	Joe Grahe	1988	134
6.	Joe Grahe	1987	130
7.	Dan Davies	1986	127
8.	Rob Souza	1983	126
9.	Sam Sorce	1982	125
10.	Joe Grahe	1989	124

RUNS ALLOWED

CAREER LEADERS

	PLAYER	SEASONS	RUNS
1.	Rob Souza	1982-84	223
2.	J.D. Arteaga	1994-97	221
3.	Dan Davies	1983-86	204
4.	Kiki Bengochea	2000-02	199
5.	Joe Grahe	1987-89	186
6.	Greg Knowles	1988-91	168
7.	Kevin Sheary	1983-87	165
8.	Brandon Camardese	2002-05	164
9.	Dan Touchet	2001-05	157
10.	David Gil	1997-2000	154

SEASON LEADERS

	PLAYER	SEASON	RUNS
1.	Rob Souza	1984	96
2.	Kiki Bengochea	2002	78
3.	Mike Kasprazk	1982	76
4.	Rob Souza	1983	73
5.	Joe Grahe	1987	71
6.	Jason Adge	1995	69
7.	J.D. Arteaga	1997	68
8.	Dan Davies	1986	67
9.	Scott Maine	2006	66
10.	Kiki Bengochea	2001	65

EARNED RUNS ALLOWED

CAREER LEADERS

	PLAYER	SEASONS	ER
1.	Rob Souza	1982-84	183
2.	Dan Davies	1983-86	177
3.	J.D. Arteaga	1994-97	173
4.	Joe Grahe	1987-89	150
5.	Brandon Camardese	2002-05	149
6.	Kiki Bengochea	2000-02	147
	Kevin Sheary	1983-87	147
8.	Dan Touchet	2001-05	134
9.	Jose Prado	1991-93	119
	David Gil	1997-2000	119

SEASON LEADERS

	PLAYER	SEASON	ER
1.	Rob Souza	1984	75
2.	Mike Kasprazk	1982	68
3.	Rob Souza	1983	63
4.	Mark Bauer	1983	60
	Jason Adge	1995	60
6.	Kiki Bengochea	2002	59
7.	Dan Davies	1986	57
8.	Kevin Sheary	1987	56
9.	Scott Maine	2006	54
	Joe Grahe	1988	54

INDIVIDUAL LEADERS - PITCHING

SAVES

CAREER LEADERS

PLAYER	SEASONS	SAVES
1. George Hugueta	2001-04	39
2. Rick Raether	1984-86	37
3. Robbie Morrison	1996-98	34
4. Danny Graves	1992-94	29
5. Jay Tessmer	1994-95	23
6. Chris Perez	2004-06	20
Danny Miranda	2009-11	20
8. Kyle Bellamy	2007-09	19
Danny Smith	1980-83	19
10. Todd Bush	1990-91	18

SEASON LEADERS

PLAYER	SEASON	SAVES
1. Danny Graves	1994	21
2. Rick Raether	1985	20
Jay Tessmer	1995	20
4. Rick Raether	1986	17
5. Kyle Bellamy	2009	16
Michael Neu	1999	16
7. Danny Miranda	2011	15
8. George Hugueta	2001	14
Robbie Morrison	1996	14
10. Carlos Gutierrez	2008	13
Eric Nedeljkovic	2013	13

WINS

CAREER LEADERS

PLAYER	SEASONS	WINS
1. J.D. Arteaga	1994-97	43
2. Neal Heaton	1979-81	42
3. Dan Davies	1983-86	41
4. Stan Jakubowski	1973-76	40
5. Jeff Morrison	1978-81	38
6. Alex Santos	1996-99	37
7. Mark Batten	1976-79	35
8. Joe Grahe	1987-89	34
9. Jeff Alkire	1989-92	32
10. David Gil	1997-2000	31
Eric Erickson	2007-2008, 2010, 2012	31

SEASON LEADERS

PLAYER	SEASON	WINS
1. Neal Heaton	1980	18
2. Neal Heaton	1981	16
Stan Jakubowski	1974	16
4. Tom Farmer	2001	15
Alex Santos	1998	15
Clint Weibl	1996	15
Oscar Munoz	1990	15
Joe Grahe	1989	15
Alex Fernandez	1989	15
Dan Davies	1985	15
Bob Bastian	1980	15
Gavin Long	1976	15

LOSSES

CAREER LEADERS

PLAYER	SEASONS	L
1. Kiki Bengochea	2000-02	16
Rob Souza	1982-84	16
3. Kevin Sheary	1983-87	15
4. Stan Jakubowski	1973-76	14
5. Joe Grahe	1987-89	13
6. Warren Bogle	1966-67	12
Tom Borzecki	1968-71	12

PLAYER	SEASONS	L
Dan Davies	1983-86	12
Kenny Henderson	1992-95	12
Eric Erickson	2007-08, 2010, 2012	12

SEASON LEADERS

PLAYER	SEASON	L
1. Rob Souza	1984	9
2. Carlos Gutierrez	2006	7
3. Shawn Purdy	1991	7
4. Fadul Arrieta	1993	7
Kiki Bengochea	2002	7
6. David Gutierrez	2009	6
Warren Bogle	1966	6
Warren Bogle	1967	6
Jason Adge	1995	6
E.J. Encinosa	2011	6
Eric Erickson	2012	6
Andrew Suarez	2013	6

EARNED RUN AVERAGE (200+ IP)

CAREER LEADERS

PLAYER	SEASON(S)	ERA
1. Stan Jakubowski	1973-76	1.81
2. Neal Heaton	1979-81	2.03
3. Jerry Brust	1974-75	2.04
4. Jeff Morrison	1978-81	2.37
5. Tom Lehman	1967-69	2.38
6. Augie Ruiz	1976-78	2.42
7. Cesar Carrillo	2004-05	2.44
8. Bobby Huges	1959-61	2.52
Rick Patrylo	1971-73	2.52
Rick Raether	1984-86	2.52
Vic Stenson	1958-60	2.52

EARNED RUN AVERAGE (1-199 IP)

CAREER LEADERS

PLAYER	SEASON(S)	ERA
1. John Fulgham	1975	0.54
2. Jay Tessmer	1994-95	1.24
3. Dean Booth	1960-61	1.51
4. Neale Monte	1968-70	1.69
5. Ralph Maza	1969-72	1.71
6. Robbie Morrison	1996-97	1.78
7. Bob Bartlett	1971-73	1.79
8. Wally Pontiff	1973	1.92
9. Alex Fernandez	1989	2.01
10. Danny Graves	1992-94	2.02

EARNED RUN AVERAGE (100+ IP)

SEASON LEADERS

PLAYER	SEASON	ERA
1. Augie Ruiz	1978	1.46
2. Stan Jakubowski	1974	1.47
3. Bob Bartlett	1973	1.56
4. Mark Batten	1979	1.63
5. Chris Diaz	2013	1.64
6. Stan Jakubowski	1975	1.65
7. Gavin Long	1976	1.78
8. Alex Fernandez	1989	2.01
9. Jeff Morrison	1980	2.03
10. Neal Heaton	1980	2.09



INDIVIDUAL LEADERS - PITCHING

EARNED RUN AVERAGE (1-99 IP)

SEASON LEADERS

	PLAYER	SEASON	ERA
1.	John Fulgham	1975	0.54
2.	Danny Graves	1994	0.89
3.	Kyle Bellamy	2009	0.97
4.	Dean Booth	1974	1.13
5.	Jay Tessmer	1994	1.16
6.	Sam Robinson	2010	1.27
7.	T.J. Prunty	2001	1.29
8.	Jay Tessmer	1995	1.31
9.	Jerry Brust	1974	1.36
10.	Eric Nedeljkovic	2013	1.37



SEASON LEADERS - BATTING

BATTING AVERAGE

1950	Whitey Campbell	.429
1951	Tony Ferrara	.354
1952	Chuck Schmitt	.270
1953	Bob Taro	.379
1954	Bob Taro	.326
1955	Bob Dekreon	.389
1956	Jack Mathews	.328
1957	Pete Pergamo	.341
1958	Ed Contreras	.316
1959	Ed Contreras	.310
1960	Frank Thurber	.321
1961	Bobby Hughes	.308
1962	Larry Wilson	.459
1963	Ernie Yaroshuk	.448
1964	Toby Green	.337
1965	Jerry Reisman	.339
1966	Dave Sonenburg	.340
1967	Laddie Jezek	.319
1968	Larry Pyle	.316
1969	Larry Pyle	.431
1970	Joel Green	.341
1971	Joel Green	.340
1972	Witt Beckman	.359
1973	Kim Siepe	.373
1974	Orlando Gonzalez	.402
1975	Wayne Krenchicki	.355
1976	Pat Callahan	.304
1977	Jim Maler	.366
1978	Wes Robbins	.340
1979	Randy Guerra	.315
1980	Ross Jones	.338
1981	Scott Parsons	.398
1982	Steve Lusby	.374
1983	Orlando Artiles	.367
1984	Chris Hart	.361
1985	John Leake	.349
1986	Chris Howard	.370
1987	Mike Fiore	.423
1988	Mike Fiore	.397
1989	F.P. Santangelo	.341
1990	Jorge Fabregas	.365
	Orlando Palmeiro	.365
1991	Gino DiMare	.353
1992	Juan Llanes	.331
1993	Dave Berg	.371
1994	Mike Metcalfe	.330
1995	Rudy Gomez	.379
1996	Pat Burrell	.484
1997	Jason Michaels	.411
1998	Pat Burrell	.432
1999	Bobby Hill	.391
2000	Kevin Howard	.413
2001	Javy Rodriguez	.382
2002	Javy Rodriguez	.376
2003	Ryan Braun	.364
2004	Jim Burt	.371
	Brian Barton	.371
2005	Jon Jay	.408
2006	Jon Jay	.361
2007	Yonder Alonso	.376
2008	Yonder Alonso	.370
2009	Chris Herrmann	.341
2010	Yasmani Grandal	.401
2011	Zeke DeVoss	.340
2012	Peter O'Brien	.340
2013	Chantz Mack	.302

HOME RUNS

1950	Bill Burrell	1
	Whitey Campbell	1
	Fred Baldoni	1
1951	Tony Ferrara	2
1952	Bob Taro	2
1953	Vince Pagley	3
1954	Bob Taro	4
1955	Bob Dekreon	2
	Jack Mathews	2
	Frank Piveronas	2
1956	Jack Mathews	5
1957	Ed Contreras	8
1958	Ed Contreras	7
1959	Ed Contreras	4
1960	Norman Gerstenzang	3
	Chico Deliz	3
	Al Dangel	3
1961	Norma Graham	4
1962	Frank Kotzen	2
	George Bell	2
	Dennis Eich	2
1963	Ernie Yaroshuk	3
1964	N/A	
1965	Toby Green	7
1966	Dave Sonenburg	2
	Dan Stefkovich	2
1967	Larry Pyle	7
1968	Larry Pyle	6
1969	Larry Pyle	8
	Ed Garvey	8
1970	Ed Garvey	10
1971	Al Volpe	7
1972	Witt Beckman	7
1973	Ralph Edwards	3
1974	Benny Castillo	4
1975	Rick D'Innocenzio	7
1976	Rick Montoni	6
1977	Rick Montoni	12
1978	Randy Guerra	13
1979	Randy Guerra	15
1980	Matt Tyner	15
1981	Frank Castro	17
1982	Phil Lane	25
1983	Phil Lane	20
1984	Darren Mandel	22
1985	Greg Ellena	14
1986	Greg Vaughn	12
1987	Frank Dominguez	15
1988	Mike Fiore	15
1989	Kirk Dlom	8
1990	Charles Johnson	11
1991	Charles Johnson	15
1992	Charles Johnson	12
1993	Chad Rupp	15
1994	Danny Buxbaum	18
1995	Danny Buxbaum	14
1996	Pat Burrell	23
1997	Pat Burrell	21
1998	Aubrey Huff	21
1999	Kevin Brown	22
2000	Lale Esquivel	20
2001	Kevin Brown	15
2002	Danny Matienzo	20
2003	Ryan Braun	17
2004	Jim Burt	14
2005	Ryan Braun	18
2006	Yonder Alonso	10
2007	Yonder Alonso	18
2008	Yonder Alonso	24
2009	Yasmani Grandal	16
2010	Harold Martinez	21

2011	Rony Rodriguez	13
2012	Peter O'Brien	10
2013	David Thompson	6

RBI

1950	Andy Novak	10
	Babe Lepore	10
1951	N/A	
1952	Bob Taro	14
1953	Vince Pagley	28
1954	Tommy Adams	16
1955	Willie Wilson	13
	Jack Mathews	13
1956	Jack Mathews	16
1957	Ed Contreras	20
1958	Ed Contreras	25
1959	Ed Contreras	22
1960	Chico Deliz	23
1961	Norman Graham	19
	George Bell	19
1962	Larry Wilson	21
1963	Jerry Reisman	19
1964	Toby Green	22
1965	Pat Warren	34
1966	Dan Stefkovich	21
1967	Larry Pyle	19
1968	Larry Pyle	26
1969	Ed Garvey	36
1970	Ed Garvey	36
1971	Al Volpe	34
1972	Witt Beckman	36
1973	Orlando Gonzalez	43
1974	Wayne Krenchicki	50
1975	Wayne Krenchicki	47
1976	Randy Guerra	56
1977	Rick Montoni	63
1978	Randy Guerra	69
1979	Randy Guerra	64
1980	Matt Tyner	68
1981	Frank Castro	70
1982	Phil Lane	74
	Sam Sorce	74
1983	Orlando Artiles	67
	Phil Lane	67
1984	Darren Mandel	88
1985	Chris Hart	58
1986	Chris Howard	51
	Chris Magno	51
1987	Mike Fiore	58
1988	Mike Fiore	83
1989	Will Vespe	52
1990	Jorge Fabregas	64
1991	Jorge Fabregas	60
1992	Charles Johnson	57
1993	Chad Rupp	58
1994	Danny Buxbaum	67
1995	Danny Buxbaum	60
1996	T.R. Marcinczyk	69
1997	Jason Michaels	89
1998	Aubrey Huff	95
1999	Kevin Brown	66
2000	Lale Esquivel	66
2001	Danny Matienzo	64
2002	Danny Matienzo	67
2003	Ryan Braun	76
2004	Jim Burt	73
2005	Ryan Braun	76
2006	Yonder Alonso	69
2007	Yonder Alonso	74
2008	Yonder Alonso	72
2009	Jason Hagerty	60
2010	Harold Martinez	69

STOLEN BASES

1950	Whitey Campbell	16
1951	N/A	
1952	Frank Smith	7
1953	Bob Taro	10
1954	Tommy Adams	8
1955	Tommy Adams	14
1956	N/A	
1957	N/A	
1958	N/A	
1959	Arnie Zimmerman	6
1960	Norman Gerstenzang	12
1961	Norman Graham	12
1962	Larry Wilson	11
1963	Toby Green	9
1964	N/A	
1965	Jerry Reisman	13
1966	Tito Gomez	11
1967	Tom Brown	11
1968	Chuck Leve	11
1969	Joel Green	22
1970	Joel Green	32
1971	Ed Young	20
1972	Bobby Flynn	19
1973	Orlando Gonzalez	34
1974	Orlando Gonzalez	62
1975	Wayne Krenchicki	32
1976	Howie Shapiro	33
1977	Humberto Acosta	31
1978	Wes Robbins	45
1979	Howie Shapiro	37
1980	Paul Hundhammer	37
1981	Bill Wrona	33
1982	Calvin James	43
1983	Mitch Seoane	38
1984	Doug Shields	40
1985	Calvin James	53
1986	Greg Vaughn	43
1987	Jorge Robles	37
1988	Jorge Robles	35
1989	F.P. Santangelo	32
1990	Greg Erickson	32
1991	Luis Hernandez	21
1992	Gino DiMare	41
1993	Luis Hernandez	30
1994	Mike Metcalfe	46
1995	Rudy Gomez	23
1996	Rudy Gomez	28
1997	Ryan Grimmett	53
1998	Bobby Hill	46
1999	Bobby Hill	52
2000	Javy Rodriguez	27
2001	Javy Rodriguez	66
2002	Javy Rodriguez	37
2003	Danny Figueroa	40
2004	Ryan Braun	21
2005	Danny Figueroa	25
2006	Jon Jay	31
2007	Blake Tekotte	15
2008	Blake Tekotte	27
2009	Scott Lawson	10
2010	Zeke DeVoss	24
	Stephen Perez	24
2011	Zeke DeVoss	32
2012	Stephen Perez	18
2013	Chantz Mack	15

*batting average leader must have had at least 2.5 AB per team game



SEASON LEADERS - PITCHING

WINS

1950	Bill Desmond	4
1951	Marvin Rubin	3
1952	Frank Hand	3
1953	Marty Kazan	4
1954	Chuck Swenson	5
1955	Len Casoria	4
1956	H.C. Hearn	4
1957	Roger Newman	6
1958	Vick Stenson	9
1959	Vick Stenson	6
1960	Bobby Hughes	10
1961	Bobby Hughes	6
1962	Larry Heffer	7
1963	Bobby Ward	7
1964	Bobby Ward	5
	John Siegler	5
1965	Rick Jones	8
1966	Warren Bogle	6
1967	Warren Bogle	6
1968	Thom Lehman	12
1969	Thom Lehman	10
1970	Neal Monte	8
1971	Tom Borzecki	9
1972	Rick Patrylo	11
1973	Bob Bartlett	11
1974	Stan Jakubowski	16
1975	Stan Jakubowski	9
	Chris Lynch	9
1976	Gavin Long	15
1977	Mark Batten	11
1978	Augie Ruiz	13
1979	Mark Batten	14
1980	Neal Heaton	18
1981	Neal Heaton	16
1982	Mike Kasprzak	14
1983	Rob Souza	14
1984	Dan Davies	10
	Kevin Sheary	10
1985	Dan Davies	15
1986	Dan Davies	9
	Rick Raether	9
1987	Kevin Sheary	9
1988	Joe Grahe	13
1989	Alex Fernandez	15
	Joe Grahe	15
1990	Oscar Munoz	15
1991	Jeff Alkire	10
1992	Jeff Alkire	14
1993	Danny Graves	7
	Fadul Arrieta	7
1994	Eric Morgan	10
1995	Jason Adge	12
1996	Clint Weibl	15
1997	J.D. Arteaga	11
1998	Alex Santos	15
1999	Alex Santos	13
2000	Brian Walker	12
2001	Tom Farmer	15
2002	George Huguet	7
2003	J.D. Cockroft	11
2004	Cesar Carrillo	12
2005	Cesar Carrillo	13
2006	Scott Maine	12
2007	Eric Erickson	10
2008	Chris Hernandez	11
2009	Chris Hernandez	7
2010	Chris Hernandez	10
2011	Bryan Radziewski	9
2012	Eric Erickson	8
2013	Bryan Radziewski	9

LOSSES

1950	Bill Desmond	3
1951	Leo O'Boyle	2
	Bob Burrell	2
1952	Frank Hand	3
1953	Bob Kichefski	4
1954	Jack Marnhout	5
1955	Len Casoria	4
1956	Len Casoria	2
1957	Chuck Swenson	4
1958	John Bartell	4
1959	John Lewis	3
1960	Vick Stenson	4
1961	Dean Booth	2
	Bobby Hughes	2
	Dan Kavanaugh	2
1962	Bobby Ward	3
1963	Wayne Hines	3
1964	Elmer Harris	3
1965	Mike Fitzgerald	4
1966	Warren Bogle	6
1967	Warren Bogle	6
1968	Fred Kampf	4
1969	Thom Lehman	3
	Farris French	3
1970	Tom Borzecki	5
1971	Tom Borzecki	4
1972	Tery Brown	5
1973	Bob Bartlett	5
1974	Rick Floyd	4
1975	Stan Jakubowski	5
1976	Stan Jakubowski	5
1977	Mark Batten	5
1978	Mark Batten	4
	Augie Ruiz	4
1979	Mark Batten	3
	Randy Guerra	3
1980	Neal Heaton	4
1981	Sam Sorce	3
1982	Sam Sorce	5
1983	Mark Bauer	4
	Dan Davies	4
	Rob Souza	4
1984	Rob Souza	9
1985	Bob O'Brien	4
	Kevin Sheary	4
1986	Gus Meizoso	5
1987	Steffen Majer	5
	Kevin Sheary	5
1988	Joe Grahe	5
1989	Joe Grahe	4
1990	Greg Knowles	5
1991	Shawn Purdy	7
1992	Jeff Alkire	3
1993	Fadul Arrieta	7
1994	Eric Morgan	5
1995	Jason Adge	6
1996	Clint Weibl	3
1997	Darin Spassoff	5
1998	David Gil	2
	Robbie Morrison	2
	Todd Ozias	2
	Darryl Roque	2
	Darin Spassoff	
1999	Alex Santos	3
2000	Kiki Bengochea	5
2001	Kiki Bengochea	4
2002	Kiki Bengochea	7
2003	Vince Bongiovanni	4
2004	J.D. Cockroft	5
2005	Dan Touchet	5
	Ricky Orta	5

2006	Carlos Gutierrez	7
2007	Scott Maine	5
2008	Carlos Gutierrez	4
2009	David Gutierrez	6
2010	David Gutierrez	3
	Chris Hernandez	3
	Danny Miranda	3
	Jason Santana	3
2011	E.J. Encinosa	6
2012	Eric Erickson	6
2013	Andrew Suarez	6

2009	Chris Hernandez	90.2
2010	Chris Hernandez	105.2
2011	Eric Whaley	93.1
2012	Eric Erickson	97.0
2013	Chris Diaz	109.2

EARNED RUN AVERAGE

1950	Bill Desmond	1.73
1951	N/A	
1952	Jim Stuart	1.88
1953	Leo O'Boyle	1.69
1954	N/A	

INNINGS PITCHED

1950	Bill Desmond	52.0
1951	N/A	
1952	Frank Hand	43.2
1953	Marty Kazan	57.0
1954	N/A	
1955	Larry Murphy	30.2
1956	H.C. Hearn	44.0
1957	Roger Newman	56.1
1958	Vick Stenson	79.0
1959	Vick Stenson	66.1
1960	Bobby Hughes	95.2
1961	Dean Booth	88.0
1962	Larry Heffer	67.0
1963	Bobby Ward	58.0
1964	Elmer Harris	62.0
1965	Rick Jones	79.1
1966	Warren Bogle	100.0
1967	Warren Bogle	91.0
1968	Fred Kampf	69.2
1969	Thom Lehman	114.2
1970	Tom Borzecki	86.0
1971	Tom Borzecki	98.0
1972	Rick Patrylo	110.0
1973	Bob Bartlett	121.0
1974	Stan Jakubowski	159.1
1975	Stan Jakubowski	120.0
1976	Gavin Long	126.0
1977	Mark Batten	112.1
1978	Randy Guerra	117.1
1979	Mark Batten	138.1
1980	Neal Heaton	151.0
1981	Neal Heaton	154.1
1982	Mike Kasprzak	160.0
1983	Rob Souza	145.0
1984	Rob Souza	156.0
1985	Dan Davies	138.2
1986	Dan Davies	111.1
1987	Joe Grahe	120.2
1988	Joe Grahe	167.0
1989	Joe Grahe	173.0
1990	Oscar Munoz	128.0
1991	Shawn Purdy	123.0
1992	Jeff Alkire	130.2
1993	Jose Prado	104.0
1994	Eric Morgan	102.0
1995	Jason Adge	127.2
1996	Clint Weibl	120.2
1997	J.D. Arteaga	135.0
1998	Alex Santos	110.0
1999	Alex Santos	122.0
2000	David Gil	110.0
2001	Tom Farmer	114.1
2002	Dan Touchet	98.0
2003	J.D. Cockroft	119.0
2004	Cesar Carrillo	113.2
2005	Cesar Carrillo	125.2
2006	Scott Maine	106.1
2007	Scott Maine	96.0
2008	Chris Hernandez	112.2

1955	Larry Murphy	1.76
1956	Burt Robins	1.35
1957	Roger Newman	4.03
1958	Vick Stenson	2.84
1959	Bobby Hughes	1.83
1960	Bobby Hughes	1.79
1961	Dean Booth	1.13
1962	Larry Heffer	2.28
1963	Dave Kish	1.37
1964	Larry Pittman	1.80
1965	Don Valentine	2.17
1966	Warren Bogle	2.52
	John Danchik	2.52
1967	Fred Kampf	1.43
1968	Neale Monte	1.00
1969	Thom Lehman	2.35
1970	Neale Monte	1.48
1971	Ralph Maza	1.04
1972	Gary Sarno	2.02
1973	Bob Bartlett	1.56
1974	Jerry Brust	1.36
1975	John Fulgham	0.54
1976	Gavin Long	1.78
1977	Steve Lerner	2.09
1978	Augie Ruiz	1.46
1979	Mark Batten	1.63
1980	Jeff Morrison	2.03
1981	Mike Browning	1.81
1982	Danny Smith	2.82
1983	Dave Eichhorn	1.46
1984	Kevin Sheary	3.49
1985	Rick Raether	1.56
1986	Chris Sarmiento	1.80
1987	Mike Gibbons	2.15
1988	Pete Joseph	2.45
1989	Alex Fernandez	2.01
1990	Jeff Alkire	1.92
1991	Jamie Wolkosky	1.72
1992	Gus Gandarillas	1.91
1993	Danny Graves	2.79
1994	Danny Graves	0.89
1995	Jay Tessmer	1.31
1996	Robbie Morrison	1.68
1997	Robbie Morrison	1.49
1998	Matt Kamalsky	2.40
1999	Michael Neu	2.94
2000	Tom Farmer	2.79
2001	Luke DeBold	1.74
2002	J.D. Cockroft	2.22
2003	J.D. Cockroft	2.72
2004	Cesar Carrillo	2.69
2005	Cesar Carrillo	2.22
2006	Chris Perez	1.79
2007	Eric Erickson	2.50
2008	Kyle Bellamy	1.86
2009	Kyle Bellamy	0.97
2010	Sam Robinson	1.27
2011	Sam Robinson	1.79
2012	AJ Salcines	1.40
2013	Eric Nedeljkovic	1.37

HISTORY & RECORDS