

## Louisville Basketball Quick Facts

Location	Louisville, Ky. 40292
Founded / Enrollment	1798 / 22,000
Nickname / Colors	Cardinals / Red & Black
Conference	Atlantic Coast
Home Court	KFC Yum! Center (22,000)
Acting President	Dr. Greg Postel
Vice President for Athletics	Tom Jurich
Head Coach	Rick Pitino (UMass '74)
U of L Record	410-139 (16th yr.)
Overall Record	764-267 (32nd yr.)
Associate Head Coach	Kenny Johnson
Assistant Coaches	Mike Balado, David Padgett
Dir. of Basketball Operations	Michael Bowden
All-Time Record	1,797-897 (103rd yr.)
All-Time NCAA Tournament Record	75-42
	(41 Appearances, 10 Final Fours, Three NCAA Championships - 1980, 1986, 2013)
<b>Important Phone Numbers</b>	
Athletics Office	(502) 852-5732
Basketball Office	(502) 852-6651
Sports Information Office	(502) 852-6581
SID - Kenny Klein, cell	(502) 599-7865
email: kenny@GoCards.com	

## 2016-17 Schedule / Results

Date	Opponent	TV	Time (ET)
<b>November</b>			
Thur. 3	KENTUCKY WESLEYAN ~ ACCNE	W	109-71
Mon. 7	BELLARMINE ~ .....	ACCNE	W 81-60
Fri. 11	EVANSVILLE .....	ACCNE	W 78-47
Mon. 14	WILLIAM & MARY .....	RSN	W 91-58
Thur. 17	LONG BEACH STATE +....	ACCNE	W 88-56
Wed. 23	Old Dominion # .....	AXS-TV	W 68-62ot
Thur. 24	Wichita State # .....	ESPN	W 62-52
Fri. 25	#20/rv Baylor # .....	ESPN	L 63-66
Wed. 30	#15/16 PURDUE * .....	ESPN	W 71-64
<b>December</b>			
Sat. 3	at Grand Canyon .....	WAVE	W 79-70
Wed. 7	SOUTHERN ILLINOIS .....	RSN	W 74-51
Sat. 10	TEXAS SOUTHERN .....	RSN	W 102-71
Sat. 17	EASTERN KENTUCKY ! .....	RSN	W 87-56
Wed. 21	#6/5 KENTUCKY .....	ESPN	W 73-70
Wed. 28	#12/11 VIRGINIA .....	ESPN2	L 53-61
Sat. 31	#16/16 Indiana ^ .....	CBS	W 77-62
<b>January</b>			
Wed. 4	at #23/21 Notre Dame	ACCN/WAVE	L 70-77
Sat. 7	at Georgia Tech .....	ACCN/WHAS	W 65-50
Wed. 11	PITTSBURGH .....	RSN	W 85-80
Sat. 14	#7/7 DUKE .....	ESPN	W 78-69
Thur. 19	CLEMSON .....	ESPN	W 92-60
Sat. 21	at #10/12 Florida State .....	ESPN	L 68-73
Tues. 24	at Pittsburgh .....	ESPNU	W 106-51
Sun. 29	NC STATE .....	ACCN/WAVE	W 85-60
<b>February</b>			
Sat. 4	at Boston College .....	ACCN/WHAS	W 90-67
Mon. 6	at #12/13 Virginia .....	ESPN	L 55-71
Sat. 11	MIAMI .....	ESPN2	2:00 p.m.
Mon. 13	at Syracuse .....	ESPN	7:00 p.m.
Sat. 18	VIRGINIA TECH .....	ACCN/WAVE	1:00 p.m.
Wed. 22	at North Carolina .....	ESPN	9:00 p.m.
Sun. 26	SYRACUSE .....	CBS	2:00 p.m.
<b>March</b>			
Wed. 1	at Wake Forest .....	RSN	9:00 p.m.
Sat. 4	NOTRE DAME .....	CBS	2:00 p.m.
Tues. 7-	at ACC Championship .....	TBA	TBA
Sat. 11	(Barclays Center, Brooklyn, NY)		
~ exhibition game			
+ Battle 4 Atlantis, Louisville, KY			
# Battle 4 Atlantis, Paradise Island, Bahamas			
* ACC/Big 10 Challenge, Louisville, KY			
! Billy Minardi Classic, Louisville, KY			
^ Countdown Classic at Bankers Life Fieldhouse, Indianapolis, Ind.			



# LOUISVILLE BASKETBALL

1980, 1986, 2013 NCAA Champions □ 10 NCAA Final Fours □ 41 NCAA Tournament Appearances

Sports Information ♦ University of Louisville ♦ Louisville, KY 40292 ♦ www.GoCards.com  
Phone: (502) 852-6581 ♦ Fax: (502) 852-7401 ♦ email: kenny@GoCards.com ♦ Twitter: @KKcards

## Louisville Cardinals (19-5, 7-4) vs. Miami Hurricanes (16-7, 6-5)



Saturday, Feb. 11 ■ 2:00 p.m. ET ■ KFC Yum! Center ■ Louisville, Ky.

### PROBABLE STARTING LINEUPS

Louisville (19-5, 7-4 ACC)	Ht.	Wt.	Yr.	PPG	RPG	Hometown
F 0 V.J. KING	6-6	190	Fr.	7.1	2.5	Cleveland, Ohio
F 10 Jaylen JOHNSON	6-9	230	Jr.	8.0	6.2	Ypsilanti, Mich.
C 14 Anas MAHMOUD	7-0	220	Jr.	6.2	3.6	Cairo, Egypt
G 23 David LEVITCH	6-3	180	Sr.	2.5	1.3	Goshen, Ky.
G 45 Donovan MITCHELL	6-3	195	So.	15.0	4.8	Greenwich, Conn.

Miami (16-7, 6-5 ACC)	Ht.	Wt.	Yr.	PPG	RPG	Hometown
F 11 Bruce BROWN	6-5	190	Fr.	17.7	6.4	Boston, Mass.
F 21 Kamari MURPHY	6-8	220	Sr.	6.3	7.7	Brooklyn, N.Y.
G 0 Ja'Quan NEWTON	6-2	187	Jr.	15.0	3.7	Philadelphia, Pa.
G 3 Anthony LAWRENCE, Jr.	6-7	210	So.	7.2	3.9	St. Petersburg, Fla.
G 5 Davon REED	6-6	220	Sr.	15.9	4.3	Ewing, N.J.

Head Coach: Jim Larranaga (Providence '71) 134-64 in sixth year at Miami; 604-398 in 33rd year overall.

Louisville returns home to the KFC Yum! Center -- where UofL will play four of its last seven regular season games -- as the Cardinals face the Miami Hurricanes on Saturday. Louisville lost for just the second time in its last nine games in falling 71-55 at Virginia on Monday as the Cardinals were outrebounded 38-19 and shot just 25 percent from the field in the second half. V.J. King led UofL with a career-best 24 points and Donovan Mitchell added 16 points, three assists and four steals. Miami (16-7, 6-5 ACC) has won four of its last five games, including winning 74-68 over Virginia Tech on Feb. 8 in its last outing as Davon Reed scored 18 points and handed out six assists to lead four Hurricanes players in double figures.

### GAME FACTS

**Site:** KFC Yum! Center/Crum Court, Louisville, Ky. (22,000) (111-15 in 7th year)  
**Television:** ESPN - Mike Couzens, play-by-play; Corey Alexander, analyst.  
**Radio:** WKRD (790 AM) - Paul Rogers, play-by-play; Bob Valvano, analyst. (Sirius channel 84, XM 84, Internet 84)  
*Also:* Compass Media Networks - Kevin Ray, play-by-play; Mike Wozniak, analyst.  
**Series History:** UofL leads 9-3 (3-0 in Louisville, 5-3 at Miami, 1-0 neutral)  
**Last Meeting:** Miami 73, UofL 65 (Feb. 27, 2016 at Coral Gables, Fla.)  
**UofL National Ranking:** fourth USA Today, fourth Associated Press  
**Officials:** Brian Dorsey, Jeffrey Anderson, Brian O'Connell  
**Next UofL Game:** Feb. 13 at Syracuse, Syracuse, N.Y., 7 p.m. ET (ESPN)

### CARD FILE

- Louisville posted a collective **3.18** grade point average for the recently completed 2016 fall semester, with 11 men's basketball student-athletes achieving a 3.0 or better GPA.
- Louisville is **eighth in the nation** in field goal defense (.384), eighth in blocked shots (5.9 bpg), fifth in three-point field goal percentage defense (.285), 13th in scoring margin (+14.8) and 17th in offensive rebounds per game (13.5).
- Louisville has faced the **nation's seventh-toughest schedule** according to the RPI through games of Feb. 8.
- Louisville has won at least 19 of its first 24 games for the sixth straight season.
- In his last 11 games, **Donovan Mitchell** has averaged 19.2 points 4.3 rebounds, 3.3 assists, and 2.3 steals and made 32-of-74 three-pointers (.432). Mitchell is second in the ACC and is 15th in the nation in steals (2.2 per game). He is eighth in the Kenpom.com national player of the year ratings through Feb. 8.
- Louisville has a **33-8 record** in its conference home games over the last five years (.805), including an 8-1 record last season in ACC games in the KFC Yum! Center.
- Louisville has a **53-17 record** (.757) in February over the last nine years (since 2007-08), winning 19 of its last 26 in the month.
- Louisville's **165 victories** over the last six years are the **fifth-most wins in the nation** in that stretch. The Cards are one of just three teams to win at least 30 games in three of the last five seasons (30-10 in 2011-12, 35-5 in '12-13, 31-6 in '13-14).
- Louisville is one of just four schools which have won 20 or more games in each of the **last 14 seasons** (also Kansas, Duke and Gonzaga).

■ **About Miami** — Louisville returns home to the KFC Yum! Center -- where UofL will play four of its last seven regular season games -- as the Cardinals face the Miami Hurricanes on Saturday). Miami (16-7, 6-5 ACC) has won four of its last five games, including winning 74-68 over Virginia Tech on Feb. 8 in its last outing as Davon Reed scored 18 points and handed out six assists to lead four Hurricanes players in double figures. Miami is No. 51 in the RPI, No. 32 in the Sagarin Ratings and No. 40 by Ken Pomeroy through Feb. 8.

The Hurricanes, which have nine scholarship players eligible for competition, are 34th in the nation in scoring defense (64.2), 55th in field goal percentage defense (.410) and 25th in rebound margin (+6.4). Among Miami's five ACC victories is a 77-62 win over No. 9 North Carolina on Jan. 28.

The coaches for each team are among the top 15 winningest active Division I coaches -- UofL Coach Rick Pitino is fifth on that list with 764 victories while Miami coach Jim Larranaga is 14th with 604 wins. Pitino has a 5-1 record against Miami -- 4-1 at Louisville, and Pitino's 1986-87 Providence team which reached the Final Four beat Miami 92-88 (1/20/87).

Louisville's V.J. King and Miami's Dewan Huell played in the 2016 McDonald's All-America game on opposite teams.

Louisville has a 9-3 series advantage over Miami and the Cardinals have won five of the last six matchups. Miami won 73-65 in last year's meeting in Coral Gables (2-27-16) as Quentin Snider led UofL with 14 points.

■ **Statistical Milestones in Reach** — Donovan Mitchell needs 11 points to reach 600 in his career ... With a pair of blocked shots in the Cardinals game at Florida State, Mangok Mathiang moved into the UofL career top 10 in blocks. His 136 career swats is 10th at Louisville, 22 behind No. 9 Terrence Jennings (2008-11, 158 blocks) ... Mathiang needs 10 rebounds for 500 in his career ... Jaylen Johnson needs 13 rebounds for 300 in his career ... Louisville is second to North Carolina for the national lead with 67 all-time 1,000 point career scorers. Quentin Snider is the next closest Cardinal to that milestone with 654 career points ... Snider's next free throw made will be the 100th of his career ... Anas Mahmoud needs four blocked shots for 100 in his career ... Jaylen Johnson needs 23 points for 400 in his career.

■ **King Scores Career High** -- Freshman forward V.J. King scored a career-high 24 points at Virginia in his fifth starting role this year, becoming the third Cardinal player to score 20 in a game this season. In the five games which King has played 20 or more minutes, he has averaged 13.3 points, 3.0 rebounds and shot 52.1 percent from the field in those games. He leads the Cardinals in free throw percentage this season (.849, 45-of-53) and three-point field goal percentage (.455, 15-of-33). In the last three games, King has averaged 14.7 points, 4.3 rebounds and hit 56 percent of his field goals (14-of-25, including 4-of-6 three-pointers).

■ **Snider Nears Return** -- Quentin Snider suffered a strained hip flexor against Duke on Jan. 14 and has missed the last six games, but could possibly return by Saturday's game vs. Miami. In the three games prior to his injury, Quentin Snider averaged 15.7 points and 6.0 assists. He has hit 12-of-24 three-pointers in his five ACC games (.500). He is third in the ACC and 29th nationally in assists turnovers ratio (2.88).



**Statistical Comparison**

	Miami	UofL
Record .....	16-7	19-5
Scoring Average.....	72.7	77.5
Points Allowed.....	64.2	62.7
Scoring Margin .....	+8.5	+14.8
FG Percentage.....	.461	.453
Opp. FG Percentage ...	.410	.384
3-Pt. Percentage .....	.370	.361
FT Percentage .....	.708	.695
Rebound Margin .....	+6.4	+7.0
Turnover Margin .....	-0.7	+3.4

**Series vs. Miami**

(Won 9, Lost 3)

Date	UL	BC
Jan. 5, 1951 (A) .....	73	60
Dec. 29, 1952 (A) .....	84	74
Jan. 31, 1957 (A) .....	89	60
<b>Jan. 30, 1961 (A) .....</b>	<b>69</b>	<b>71</b>
Dec. 6, 1961 (H) .....	77	59
<b>Feb. 9, 1963 (A) .....</b>	<b>84</b>	<b>94</b>
Dec. 28, 1965 (N)* (OT) ..	85	84
Dec. 31, 2005 (A)@ .....	58	43
Dec. 23, 2006 (H) .....	82	59
Feb. 3, 2015 (H) .....	63	55
Feb. 21, 2015 (H) .....	55	53
<b>Feb. 27, 2016 (A) .....</b>	<b>65</b>	<b>73</b>

\*Hurricane Classic (Miami Beach, FL)  
@Metro PSC Orange Bowl Classic (Miami, FL)

**Most Wins, Last Six Years**

(Since 2011-12 through Feb. 5)

Team	Record	Pct.
Gonzaga	174-28	.861
Kentucky	171-40	.810
Wichita St.	169-34	.833
Kansas	168-40	.808
<b>Louisville</b>	<b>165-42</b>	<b>.797</b>
Arizona	163-41	.799
Duke	161-42	.793
North Carolina	160-50	.762

**2016-17 University of Miami Hurricanes Men's Basketball Roster**

No.	Name	Pos	Ht	Wt	Yr	Hometown (Prev. School)
0	Ja'Quan Newton	G	6-2	187	Jr.	Philadelphia, Pa. (Neumann-Goretti HS)
2	Mike Robinson	G	5-10	170	So.	New Britain, Conn. (New Britain HS)
3	Anthony Lawrence, Jr.	G	6-7	210	So.	St. Petersburg, Fla. (Lakewood Senior)
4	Dejan Vasiljevic	G	6-3	198	Fr.	Melbourne, Australia (Australian Institute of Sport)
5	Davon Reed	G	6-6	220	Sr.	Ewing, N.J. (Princeton Day School (N.J.))
11	Bruce Brown	G	6-5	190	Fr.	Boston, Mass. (Vermont Academy)
14	Rodney Miller	C	7-0	258	Fr.	Laurelton, N.Y. (Oak Hill Academy)
15	Ebuka Izundu	C	6-10	231	So.	Charlotte, N.C. (Nigeria) (Victory Christian Center School)
20	Dewan Huell	F	6-11	220	Fr.	Miami, Fla. (Miami Norland)
21	Kamari Murphy	F	6-8	220	RSr.	Brooklyn, N.Y. (Oklahoma State) (Lincoln HS) (IMG)
32	Sam Waardenburg	F	6-9	205	Fr.	Henderson, New Zealand (Rangitoto College)
35	Chris Stowell	F	6-6	208	Jr.	Exeter, N.H. (Tilton School (N.H.)) (Exeter)

**Head Coach:** Jim Larranaga **Assoc. Head Coach:** Chris Caputo **Asst. Coaches:** Jamal Brunt, Adam Fisher

**Last Meeting vs. Miami**

**Miami 73, Louisville 65**  
**Feb. 27, 2016 -- Coral Gables, Fla.**  
**(BankUnited Center)**

**Louisville 65**

Player	min	FG	3FG	FT	Reb	Ast	TO	BL	ST	PF	TP
Johnson	f 19	2-4	0-0	0-0	1	1	0	0	0	2	4
Adel	f 21	2-4	1-2	4-4	2	1	4	0	2	2	9
Onuaku	c 35	5-7	0-0	0-0	8	6	1	1	0	5	10
Lee	g 35	3-12	0-5	0-0	3	3	0	0	0	3	6
Lewis	g 35	5-11	2-6	1-2	4	2	1	0	0	3	13
Snider	21	5-10	4-7	0-0	2	0	0	0	0	2	14
Stockman	4	1-2	0-0	0-0	1	0	0	0	1	1	2
Spalding	18	1-2	0-0	1-2	3	0	0	0	0	1	3
Mitchell	12	2-4	0-2	0-0	0	0	0	0	0	2	4
Team					1						
Totals	200	26-56	7-22	6-8	25	13	6	1	3	21	65

Total FG% 1st H: 15-26 57.7% 2nd H: 11-30 36.7% Game: 46.4%  
3-Pt. FG% 1st H: 5-11 45.5% 2nd H: 2-11 18.2% Game: 31.8%  
F Throw % 1st H: 3- 4 75.0% 2nd H: 3- 4 75.0% Game: 75.0%

**Miami 73**

Player	min	FG	3FG	FT	Reb	Ast	TO	BL	ST	PF	TP
Cruz-Uceda	f 20	3-7	3-3	0-0	2	0	1	0	0	4	9
Jerkiri	c 29	2-4	0-0	4-4	8	0	3	0	2	4	8
Reed	g 35	5-7	3-4	4-5	4	1	1	1	1	1	17
McClellan	g 35	3-9	0-2	7-9	2	2	1	0	2	1	13
Rodriguez	g 35	6-10	1-1	4-5	5	7	1	0	0	0	17
Lawrence	14	1-2	1-1	0-0	2	1	0	0	0	0	3
Palmer	15	3-3	0-0	0-0	0	0	0	0	0	0	6
Murphy	17	0-1	0-0	0-0	3	0	0	0	0	1	0
Team					1						
Totals	200	23-48	8-11	19-23	27	11	7	1	5	11	73

Total FG% 1st H: 13-22 59.1% 2nd H: 10-21 47.6% Game: 53.5%  
3-Pt. FG% 1st H: 5- 7 71.4% 2nd H: 3- 4 75.0% Game: 72.7%  
F Throw % 1st H: 5- 6 83.3% 2nd H: 14-17 82.4% Game: 82.6%

Score by Periods	1st	2nd	Total	Attendance:
Louisville	38	27	65	7,342
Miami	36	37	73	Ties: 6
				Lead Changes: 7

■ **Lately** -- In winning seven of its last nine games, the Cardinals have averaged 80.4 points, shot 48.1 percent from the field, 42 percent from the three-point line (68-of-162), limited its opponents to 40.5 percent accuracy from the field and allowed an average of 64.6 points. Until connecting on just 37 percent of its field goals at Virginia, Louisville had shot 50 percent or better from the field in four of its last five games.

Over the last 11 games, Donovan Mitchell has averaged 19.2 points 4.3 rebounds, 3.3 assists, and 2.3 steals and made 32-of-74 three-pointers (.432). While the Cardinals have won four of the six games they have been without starting guard Quentin Snider, Mitchell has averaged 19.3 points, four rebounds and three assists in those games. Snider may be able to return by UofL's Feb. 11 game vs. Miami.

Before missing the Cardinals' last game, Deng Adel had scored in double figures in his last five games, including a career-high 19 points at Boston College. He has averaged 13.8 points over his last five games while shooting 52.1 percent from the field (25-of-48).

Before also missing the Cardinals' last game, Mangok Mathiang had averaged 12.8 points, 7.8 rebounds and shot 67 percent from the field over his last five games, scoring nine or more points in each game. He scored a season-high 16 points at Boston College. He had 13 points, matched a career-best with 13 rebounds and blocked two shots at Florida State for his first double-double of the season and second of his career.

## 2016-17 University of Louisville Cardinals Men's Basketball Roster

No.	Name	Pos.	Ht.	Wt.	Yr.	Exp.	Hometown (Previous School)
0	V.J. King	F	6-6	190	Fr.	HS	Cleveland, Ohio (Paul VI Catholic HS)
1	Tony Hicks	G	6-1	180	Gr.	Tr.	South Holland, Ill. (Univ. of Pennsylvania)
4	Quentin Snider	G	6-2	175	Jr.	2L	Louisville, Ky. (Ballard HS)
5	Matz Stockman	F/C	7-0	240	Jr.	2L	Oslo, Norway (Canarias Basketball Academy)
10	Jaylen Johnson	F	6-9	230	Jr.	2L	Ypsilanti, Mich. (Ypsilanti HS)
11	Jay Henderson	G	6-4	180	So.	1L	Orlando, Fla. (Lake Highland Prep)
12	Mangok Mathiang	F/C	6-10	220	Sr.	3L	Melbourne, Australia (IMG Academy)
13	Ray Spalding	F	6-10	215	So.	1L	Louisville, Ky. (Trinity HS)
14	Anas Mahmoud	F	7-0	220	Jr.	2L	Cairo, Egypt (West Oaks Academy)
15	Tyler Sharpe	G	6-1	185	Fr.	HS	Mt. Washington, Ky. (Bullitt East HS)
22	Deng Adel	F	6-7	200	So.	1L	Melbourne, Australia (Victory Rock Prep)
23	David Levitch	G	6-3	180	Sr.	3L	Goshen, Ky. (North Oldham HS)
24	Dwayne Sutton *	F	6-5	200	So.	Tr.	Louisville, Ky. (UNC Asheville)
30	Ryan McMahan	G	6-0	170	Fr.	RS	Sarasota, Fla. (Cardinal Mooney HS)
45	Donovan Mitchell	G	6-3	195	So.	1L	Greenwich, Conn. (Brewster Academy)

**Pronunciation Guide:** Adel (uh-DELL), Levitch (LEV-itch), Anas Mahmoud (AH-nuss mah-MOOD), Mangok Mathiang (MANG-go, silent "K" MATH-ee-ang), Matz (Motts).

\* Sutton will sit out the 2016-17 season after transferring from UNC Asheville

■ **Stifling Defense** -- Louisville is second in the nation in Ken Pomeroy's adjusted defensive efficiency stats through Feb. 7. The Cardinals are eighth in the nation in field goal percentage defense (.384), 15th in scoring defense (62.7 ppg), eighth in blocked shots (5.9 per game), fifth in three-point field goal defense (.285), 16th in turnover margin (+3.7), 15th in rebounds per game (40.2), 17th in offensive rebounds per game (13.5), 13th in scoring margin (+14.8) and 30th in rebound margin (+6.0) through Feb. 8. Ten of the Cards' 24 opponents this season have scored 60 or fewer points.

On Jan. 29, NC State shot 37.5 percent from the field, it's second-lowest of the season. UofL limited No. 16 Indiana to 26 points below their average and 19 percentage points below their season field goal percentage. Against No. 6 Kentucky, the Cardinals limited the Wildcats to 25 points below their scoring average, as they were third in the nation in scoring entering the game. Louisville held the Wildcats to 39.7 percent shooting from the field, one of 12 opponents that have shot below 40 percent against the Cardinals this season.

Eleven of Louisville's 24 opponents this season have shot below 36 percent from the field and five have shot below 32 percent. On Jan. 24, Pittsburgh shot a season-low 25.5 percent for the game (.160 in the first half) when the Cardinals limited the Panthers to 18 first-half points. It was the fifth time UofL has held a team under 20 points in a half this season (also vs. Georgia Tech, Eastern Ky., Wichita State and Purdue). UofL held seven opponents to 20 or fewer points in a half last season.

Against No. 15/16 Purdue, the Cardinals limited the Boilermakers to 19 points and 25 percent shooting from the field in the first half, as well as 35.8 percent accuracy for the game. Purdue entered the game 18th nationally in offensive efficiency and its starting front line produced 23 points after entering the game averaging 47.4 points per game.

Louisville held Wichita State to 31.6 percent shooting from the field and just 52 points as the Cardinals employed its matchup zone for the first time this season. The effort was even more impressive considering that Wichita State entered the game shooting 50.7 percent and was averaging 91 points per game. UofL has collected eight or more steals in nine games.

■ **Card File** — Louisville's depleted roster at Virginia included just seven scholarship players, with two out with injuries (Quentin Snider, Tony Hicks) and two out after missing curfew (Deng Adel, Mangok Mathiang) ... Before matching a season-low with six points at Virginia, Louisville's bench had averaged 35.3 points over its previous four games ... Louisville matched a season-high of 12 three-pointers in two of its last four games, connecting on a combined 35-of-78 threes (.449) in the last four. It is the first time since 2010 that the Cardinals hit 12 or more threes in back-to-back games ... Donovan Mitchell grabbed four steals in each of the last two games at Boston College and Virginia, the sixth time he had as many in a game this season ... The Cards have made a combined 39-of-49 free throws in its last three games (.796), including a season-best 13-of-15 against NC State (.867) ... Louisville has won seven of its last nine ACC games after opening its conference schedule 0-2 for the first time since 1991-92 ... Over its 24 games, UofL's center position manned by Mangok Mathiang, Anas Mahmoud and Matz Stockman have collectively averaged 13.5 points, 9.9 rebounds and 3.1 blocked shots.

### Louisville Starts Last Seven Years

1st 24 G 25 G Postseason

2016-17	....	19-5	
2015-16	....	19-5	19-6 none
2014-15	....	20-4	20-5 NCAA Elite Eight
2013-14	....	20-4	21-4 NCAA Sweet 16
2012-13	....	19-5	20-5 NCAA Champion
2011-12	....	19-5	20-5 NCAA Final Four
2010-11	....	18-6	19-6 NCAA Second Rd.

■ **Cardinal Spurts** — Through its 24 games this season, Louisville has produced 46 runs of 8-0 or better, including runs of 10-0, 11-0 and 8-0 two games ago at Boston College. The Cardinals had a season-best 26-0 run against Eastern Kentucky. Louisville has forced its opponents into 56 scoring droughts of three minutes or more, including a drought of 3:03 by Virginia in the Cards' last game. UofL's defense produced a season-best 9:00 period of scoreless defense against Eastern Kentucky.

■ **Special Events Set for Home Games** — Honoring two past University of Louisville NCAA Final Four teams on their anniversaries and a "color" event are among upcoming special events at two of the remaining four UofL men's basketball home games in the KFC Yum! Center.

This year marks the 45th and 35th anniversaries of two UofL NCAA Final Four teams. The Cardinals will honor both the 1972 and 1982 Louisville teams that reached the NCAA Final Four by wearing adidas throwback uniforms with features similar to those of the 1982 team when UofL plays Syracuse on Feb. 26 at 2 p.m. It is the 45th anniversary for UofL's 1972 NCAA Final Four team (26-5 record), which was guided by future Hall of Fame Coach Denny Crum in his first season with the Cardinals. This season also marks the 35th anniversary of the Cardinals' 1982 Final Four team (23-10).

The annual "Wear Red for the Seniors" game is set for March 4 at 2 p.m. when the Cardinals face Notre Dame in the final home game of the season. Cardinal fans are encouraged to wear red attire for that Senior Day event. Louisville has won 14 of its last 15 Senior Day games, including last year's 56-53 win over Georgia Tech.

### Louisville Career Double-Doubles

#### Jaylen Johnson (3)

Clemson (H)	1/19/17	12 pts., 10 reb.
Long Beach State (H)	11/17/16	14 pts., 11 reb.
Evansville (H)	11/11/16	19 pts., 14 reb.

#### Mangok Mathiang (2)

Florida State (A)	1/21/17	13 pts., 13 reb.
Saint Louis (N)	11/28/15	17 pts., 13 reb.

#### Deng Adel (1)

Southern Illinois (H)	12/10/16	12 pts., 12 reb.
-----------------------	----------	------------------

#### Anas Mahoud (1)

Duke (H)	1/14/17	17 pts., 11 reb.
----------	---------	------------------

#### Ray Spalding (1)

North Florida (H)	11/21/15	18 pts., 12 reb.
-------------------	----------	------------------

■ **Cards' Duo Rare in Top 15** - Louisville and Baylor are the only schools in the nation with its men's and women's basketball programs each ranked among the Associated Press' top 10 teams (women No. 12; men No. 4). UofL has seven additional sports ranked among the nation's top teams in baseball (8th), men's soccer (8th), field hockey (8th), women's swimming (10th), men's swimming (8th) and football (21st), women's lacrosse (18th). UofL's men's soccer team was the No. 4 overall seed in the NCAA Championship and advanced to the Elite Eight. UofL's women's cross country advanced to the NCAA Championship for the first time in school history and the Cards' field hockey team competed in the NCAA Tournament.



■ **Block Birds** — UofL's 141 blocked shots (5.9 per game) ranks eighth in the nation. The Cardinals have blocked at least four shots in 17 of their 24 games this season, including 12 at Georgia Tech, the fourth double-digit blocked shot total of the season (also 14 vs. Eastern Ky, 10 vs. Evansville, 11 vs. William & Mary). UofL has had 10 or more swats in a game seven times over the last six years, four of which that have occurred this season. Anas Mahmoud is second in the ACC and 30th nationally in blocks (2.24). Four Cardinals have set career highs in blocked shots this season: Mahmoud with six vs. Wichita St. and Notre Dame, Mangok Mathiang with five vs. William & Mary, Jaylen Johnson with six vs. Southern Illinois and Donovan Mitchell with four swats vs. W&M. Mathiang has blocked a shot in 71 career games, Mahmoud in 45 career games.

■ **Impressive Academic Performance** -- While the University of Louisville men's basketball team has performed well on the court, the Cardinals have excelled in the classroom as well. The team produced a collective 3.27 grade point average for 2015-16, just below its record 3.40 GPA from the 2013-14 season. Louisville has received an NCAA Public Recognition Award each of the last four years for ranking among the top 10 percent in men's basketball in the Academic Progress Rate, which measures academic eligibility, retention and graduation for student-athletes. The Cardinals had a perfect 1000 APR in the most recent four-year period, all while winning a combined 123 games — the second-most in the nation in that stretch — and the Cardinals won the 2013 NCAA Championship and reached the 2012 Final Four.

UofL had a collective 3.18 GPA for the most recent 2016 fall semester and 11 of 15 Cardinals earned a 3.0 or better, including six with a 3.4 or higher GPA. The men's basketball team has been around a collective 3.0 GPA for 17 consecutive semesters. Louisville placed a league-high seven individuals on the 26-member 2016 ACC All-Academic Team each of the last two years. Prior to entering the ACC, UofL's men's basketball team earned four straight league Team Academic Excellence Awards, recognizing the highest collective grade-point averages in each of the conference sports (2014 American Athletic Conf., 2011-13 Big East).

■ **Cards Continue Productive Defense** — Louisville teams under Rick Pitino have been known for their defensive intensity and the 2015-16 unit followed in that tradition. Last season, UofL limited its opponents to 58 or less points in 13 games, allowing an average of 61.1 points, which ranked sixth in the nation in scoring defense. Louisville committed fewer turnovers than its opponent in 23 games and was 19th in the nation in turnover margin (+3.0), committing single-digit turnovers in seven games.

Louisville has ranked among the nation's top 40 in field goal percentage defense in 12 of the past 14 years, including last season's .390 percentage, which was ninth in the nation. UofL held 16 of its opponents under 40 percent shooting from the field last year, nine under 36 percent and five under 30 percent.

■ **Challenging Schedule** — Louisville is facing one of the nation's toughest schedules during the 2016-17 season. The Cardinals have played a schedule ranked among the top 16 toughest by the ratings percent index (RPI) in seven of the last nine seasons. Twenty-three of the Cardinals' 31 games will be played against teams that participated in post-season competition last season, including 16 from the 2016 NCAA Tournament. A total of 25 of the Cardinals' games will be played against teams that won 20 or more games last season. Louisville's schedule is ranked as the seventh-toughest in the nation in the RPI through Feb. 8 and its non-conference schedule is 10th.

Eighteen of Louisville's 31 games will be against teams that were ranked among the nation's top 25 or were receiving votes in the preseason USA Today coaches poll, including five games among teams in the top seven (1 Duke, 4 Kentucky, 6 North Carolina, 7 Virginia twice, 12 Indiana, 15 Purdue, 17 Syracuse twice; receiving votes: Florida State, Miami, Notre Dame twice, Virginia Tech, Clemson, Pittsburgh twice, Wichita State).

■ **Syracuse Awaits Next** — Louisville will play on ESPN's Big Monday on the road for the second straight week as the Cardinals visit the Syracuse Orange in Syracuse, N.Y. (Feb. 13 at 7 p.m. ET). Syracuse (16-9, 8-4 ACC) has won its last five games, including victories over top ten teams Florida State and Virginia. The Orange prevailed 82-81 at Clemson on Feb. 7 in its last game. Syracuse will play at Pittsburgh on Feb. 11 prior to facing the Cardinals. The Orange are 17th nationally in steals (8.4 spg), 29th in blocked shots (5.2 bpg), 26th in three-point field goal percentage (.395), 27th in assists turnovers ratio (1.36) and 41st in assists per game (16.4). Louisville has a 16-8 series advantage over Syracuse, winning three of the last four meetings. In last year's matchup, the Cardinals won 72-58 in the KFC Yum! Center (2-17-16) as Damion Lee led UofL with 15 points and Chinanu Onuaku added 13 points and a season-high matching 15 rebounds. The teams will play twice this season, as the Orange play in Louisville on Feb. 26.

■ **Guide Online** — The UofL Men's Basketball Guide is available online at GoCards.com, specifically at <http://gocards.com/sports/2016/10/10/2016-17-mens-basketball-media-guide.aspx>.

**'16-17 NATIONAL RANKINGS**

**Associated Press**

(Feb. 6)

1	Gonzaga
2	Villanova
3	Kansas
4	<b>Louisville</b>
5	Oregon
6	Baylor
7	Wisconsin
8	North Carolina
9	Arizona
10	UCLA
11	Cincinnati
12	Virginia
13	West Virginia
14	Florida State
15	Kentucky
16	Purdue
17	Florida
18	Duke
19	South Carolina
20	Saint Mary's
21	Maryland
22	Butler
23	Creighton
24	Xavier
25	SMU

**ESPN/USA Today**

(Feb. 6)

1	Gonzaga
2	Villanova
3	Kansas
4	<b>Louisville</b>
5	Wisconsin
6	Oregon
7	North Carolina
8	Baylor
9	UCLA
10	Arizona
11	Cincinnati
12	Kentucky
13	Virginia
14	West Virginia
15	Florida State
16	South Carolina
17	Florida
18	Purdue
19	Duke
20	Saint Mary's
21	Butler
22	Maryland
23	Creighton
24	Notre Dame
25	Xavier

**UofL National Ranking in Field Goal Percentage Defense**

2002-03	.....31st
2003-04	.....2nd
2004-05	.....8th
2005-06	.....49th
2006-07	.....25th
2007-08	.....8th
2008-09	.....22nd
2009-10	.....161st
2010-11	.....12th
2011-12	.....6th
2012-13	.....37th
2013-14	.....20th
2014-15	.....23rd
2015-16	.....9th

**RPI Strength of Schedule**

(through Feb. 8)

1.	Vanderbilt
2.	Nebraska
3.	Tennessee
4.	Stanford
5.	Baylor
6.	Illinois
7.	<b>Louisville</b>
8.	Butler
9.	Georgetown
10.	Okla. St.

**Louisville in the Polls**

Date	AP	USAT	Date	AP	USAT
preseason	.....13	14	Dec. 26	.....6	7
Nov. 14	.....12	12	Jan. 2	.....9	9
Nov. 21	.....10	10	Jan. 9	.....14	15
Nov. 28	.....14	14	Jan. 16	.....12	11
Dec. 5	.....11	13	Jan. 23	.....13	14
Dec. 12	.....11	11	Jan. 30	.....6	7
Dec. 19	.....10	11	Feb. 6	.....4	4

■ **Cards Sixth All-Time in the Polls** — Louisville has been ranked in the Associated Press poll on 618 occasions, sixth most all-time. UofL has been ranked among the nation's top 15 in the preseason poll five of the last six years (13th this year, unranked in 2015-16, eighth in 2014-15, third in 2013-14, second in 2012-13, ninth in 2011-12). Until the first three polls of 2014-15, the last time UofL had not been in the poll was March 5, 2012 -- a year in which UofL advanced to the Final Four.

■ **Success vs. Top 25 Foes** -- Louisville has won 36 of its last 66 against AP ranked opponents, falling at No. 12 Virginia on Feb. 6 in its last Top 25 matchup. UofL has a 53-45 record against Top 25 teams over the last 10 years (4-5 this year, 3-5 in 2015-16, 4-7 in 2014-15, 5-5 in 2013-14, 9-3 in 2012-13). UofL has been victorious eight of the last 18 times it has faced an AP top-five foe. UofL has won 20 of its last 40 games when facing Top 10 teams, spanning the last 10 years.

■ **Ear It Pronunciations** -- Trouble with pronunciations? Check out the Ear It pronunciations for the Cardinals' players from the men's basketball roster on [www.GoCards.com](http://www.GoCards.com). The links next to player names on the roster are supplied by TheNameEngine.com.

■ **Cards Have 14 Straight 20-Win Seasons** — Louisville is one of four Division I schools in the nation which has won 20 or more games in each of the past 14 seasons. Reaching 20 victories during the 2015-16 season and extending their streaks are Kansas (27), Duke (20), Gonzaga (18) and Louisville (14). UofL Coach Rick Pitino has won at least 20 games in a season on 24 occasions, ranking him fifth among active coaches in 20-win seasons and 11th overall. Pitino won 30 in a single season for the sixth time in 2013-14. UofL has won at least 19 games in 42 of the last 46 years. The Cardinals are one victory away from attaining another 20-win season this year.

■ **McCray an ACC Legend** — Former UofL forward Rodney McCray is among 14 former standout players and one coach that comprise the 2017 class of ACC Basketball Legends presented by New York Life. The Legends will be recognized during the 2017 New York Life ACC Tournament, which will be held March 7-11 at Barclays Center in Brooklyn, New York. A starter on UofL's 1980 NCAA Championship team, McCray is one of just four Cardinals to surpass both 1,000 career points (1,247) and rebounds (1,029). He helped Louisville to a combined 109-26 record and three NCAA Final Four appearances in four seasons, starting 132 consecutive games. The 1982-83 Metro Conference Player of the Year, McCray was the third player taken in the 1983 NBA Draft and played 10 seasons in the NBA with the Houston Rockets, Sacramento Kings, Dallas Mavericks and Chicago Bulls. He was named to the Final Four All-Decade Team of the 1980s. He is one of a select group of former Louisville players with honored jerseys hanging in the KFC Yum! Center.

■ **Four Straight Ranked Foes** — Louisville faced a stretch of four consecutive Associated Press Top 25 ranked opponents between Dec. 21-Jan. 4, marking the first time that UofL ever faced four straight ranked foes in the regular season. UofL beat #6 Kentucky and #16 Indiana while falling to #12 Virginia and #23 Notre Dame in the stretch. The Cards had faced three straight ranked opponents during the regular season on five occasions (1949-50, '91-92, '97-98, 2008-09, '13-14). UofL has played as many as four ranked teams consecutively on three previous occasions, all of which were in a closing postseason competition run: five straight in 1974-75, and four straight in '58-59 and '11-12.

■ **29 Former Pitino Assistants/Players Became Head Coaches** -- UofL Coach Rick Pitino has had 29 of his former assistants or players rise to a collegiate head coaching position. Pitino's son, Richard Pitino, added his name in April 2012 when he was named head coach at FIU and is now at Minnesota. There are 10 additional former assistants as current head coaches to bring the total to 11 active, including Mick Cronin at Cincinnati; Scott Davenport at Bellarmine (Division II); Kevin Keatts at UNC Wilmington, Steve Masiello at Manhattan; Marvin Menzies at UNLV; Kareem Richardson at Missouri-Kansas City; Reggie Theus at Cal State Northridge; Kevin Willard at Seton Hall; and Tubby Smith at Texas Tech. Pitino's nine Division I former assistants as current head coaches is the most in the nation. Four active coaches reached the 2016 NCAA Tournament (Cronin, Keatts, Smith and Willard).

Pitino has a collective 40-10 record in games against his former assistants (3-0 vs. Ralph Willard; 7-5 Tubby Smith; 7-0 Billy Donovan, 7-5 Mick Cronin, 1-0 Scott Davenport, 1-0 Marvin Menzies, 6-0 Kevin Willard, 2-0 Steve Masiello, 2-0 Richard Pitino, 2-0 Kareem Richardson, 1-0 Kevin Keatts, 1-0 Reggie Theus). Davenport's team won the 2011 NCAA Division II Championship. Indiana Pacers head coach Frank Vogel was a student manager for Pitino at Kentucky and his video coordinator with the Celtics. Pitino coached former Golden State Warriors coach Mark Jackson at the New York Knicks. Donovan moved from Florida to the NBA's Oklahoma City Thunder. Eastern Kentucky coach Dan McHale was a program assistant for two seasons on Pitino's first staff at Louisville and was director of video operations for two additional years. Eight former Pitino players also became collegiate head coaches, four of which are currently active including Travis Ford of Saint Louis University; Allen Edwards of Wyoming; Mark Pope of Utah Valley; and Masiello. Including games against both his former assistants and former players who went on to become collegiate head coaches, Pitino is 47-11 overall (record vs. former players as head coaches: 3-1 vs. Travis Ford, 2-0 vs. John Pelphrey, 1-0 Scott Padgett, Mark Pope 1-0 and Donovan).

■ **Non-Conference Success** -- Louisville has a 202-45 record (.818) against non-conference opponents in Coach Rick Pitino's 16 seasons (includes post-season). The Cardinals are 140-10 at home in regular season non-conference games under Pitino, including a 63-3 mark over the last seven seasons in the KFC Yum! Center.

■ **Pitino Fourth in Wins in 32 Seasons** -- Early in the 2016-17 season, UofL Coach Rick Pitino already ranks fourth in most career coaching victories through 32 seasons. Pitino's 764 victories place him seven wins behind Jim Boeheim for third on the list.

**Best Career Coaching Starts by Wins - 32 Seasons**

Coach, School	Seasons	W	L	Pct.
1. Mike Krzyzewski, Army & Duke.....	1976-2007	775	261	.748
2. Dean Smith, North Carolina.....	1962-93	774	223	.776
3. Jim Boeheim, Syracuse.....	1977-2008	771	278	.735
4. <b>Rick Pitino, Hawaii, Boston U., Providence, Kentucky &amp; Louisville .....</b>	<b>1976, 79-83, 86-87, 90-97, 2002-16</b>	<b>764</b>	<b>267</b>	<b>.741</b>
5t. Lute Olson, Long Beach St., Iowa & Arizona.....	1974-2005	740	256	.743
5t. Bob Huggins, Walsh, Akron, Cincinnati, Kansas St. & West Virginia.....	1981-2005, 07-14	740	302	.710

**Most Final Four Appearances All-Time**

12 John Wooden
12 Mike Krzyzewski
11 Dean Smith
8 Roy Williams
<b>7 Rick Pitino</b>
7 Tom Izzo

**HEAD COACH RICK PITINO**

In his 32nd season as a collegiate head coach and 16th at Louisville, UofL Coach Rick Pitino has compiled a 764-267 overall record (410-139 at UofL). A member of the Naismith Memorial Basketball Hall of Fame, he



is the first coach to take three different schools to the NCAA Final Four -- including his 2005, 2012 and 2013 Cardinal teams -- and the first to win an NCAA Championship at two different schools after guiding Louisville to the 2013 NCAA title. Among active coaches, Pitino (Massachusetts '74) has the second-highest winning percentage in NCAA Tournament games (.746 winning percentage, 53-18 record in 20 NCAA tournament appearances) and his overall .741 winning percentage entering the season ranks him 14th among active coaches. He guided Kentucky to three NCAA Final Four appearances in eight seasons (1989-97), winning the 1996 NCAA Championship and reaching the national title game in 1997. He has also served as head coach at Providence College (1985-87, 1987 Final Four), Boston University (1978-83), Hawaii (last six games in 1975-76) as well as the NBA New York Knicks (1987-89) and Boston Celtics (1997-2001). Pitino has a 5-1 record vs. Miami (4-1 at Louisville, 1-0 at Providence).

**Rick Pitino Collegiate Head Coaching History**

School	First yr.	Last yr.	W	L	Pct.
Hawaii	1975-76	1975-76	2	4	.333
Boston U.	1978-79	1982-83	91	51	.641
Providence	1985-86	1986-87	42	23	.646
Kentucky	1989-90	1996-97	219	50	.814
Louisville	2001-02	Present	410	139	.748
Total (31 seasons)			764	267	.741

**Pitino's Milestone Collegiate Victories**

No.	Date	Score
1	2/28/76	Hawaii 82, Portland 58
100	12/21/86	Providence 93, Howard 84
200	3/22/92	Kentucky 106, Iowa State 98
300	1/20/96	Kentucky 124, TCU 80
400	12/7/03	Louisville 56, Holy Cross 40
500	11/24/07	Louisville 64, Old Dominion 53
600	11/11/11	Louisville 83, UT Martin 48
700	11/26/14	Louisville 45, Cleveland St. 33
750	11/24/16	Louisville 62, Wichita State 52

**Pitino's Milestone Louisville Victories**

No.	Date	Score
1	11/18/01	Louisville 92, South Alabama 38
100	12/4/05	Louisville 67, Arkansas State 55
200	3/27/09	Louisville 103, Arizona 64
300	3/4/13	Louisville 67, Cincinnati 57
350	12/14/14	Louisville 68, UNC Wilmington 57
400	12/10/16	Louisville 102, Texas Southern 71

**Active Coaches with 750 wins (through Feb. 6)**

Coach, school	Record	Pct.
Mike Krzyzewski, Duke	1061-326	.764
Jim Boeheim, Syracuse	899-351	.721
Bob Huggins, West Virginia	809-326	.715
Roy Williams, North Carolina	803-213	.790
Rick Pitino, Louisville	764-267	.741

■ **Snider MVP, National Player of Week** — Quentin Snider was named as the Most Valuable Player of UofL's Dec. 21 game vs. Kentucky by the Bluegrass Sports Commission. He delivered a career-best 22 points, grabbed a career-high matching six rebounds and handed out a game-high five assists. Snider's efforts also earned him USBWA Oscar Robertson National Player of the Week honors, as well as the ACC Player of the Week for games Dec. 19-25. He is the first Cardinal to be named a national player of the week since Montrezl Harrell in 2014. He was the first Cardinal honored by the ACC this year. Snider, members of the All-ACC Academic Men's Basketball team each of the last two years, was selected as a team captain for the Cardinals' 2016-17 season. Snider missed six games after suffering a strained hip flexor in the second half against Duke on Jan. 14 and could return as soon as Saturday's game against Miami.

■ **Cards' Class Among Nation's Best** -- Four outstanding high school products have each signed a national letter-of-intent with UofL, ranking this Cardinal group among the nation's top recruiting classes. The list of impressive signees includes **Jordan Nwora**, a 6-7, 215-pound forward from Buffalo, N.Y. and Vermont Academy in Saxtons River, Vt.; **Darius Perry**, a 6-2, 170-pound guard from Powder Springs, Ga. and Wheeler High School in Marietta, Ga.; **Lance Thomas**, a 6-8, 210-pound forward from Norcross (Ga.) High School; and **Malik Williams**, a 6-11, 215-pound forward/center from Snider High School in Ft. Wayne, Ind.

**Nwora** (pronounced WOR-uh) averaged 23.4 points and 10.1 rebounds as a senior last season in leading The Park School in Buffalo, N.Y. to the Manhattan Cup Class A final. He will play his final prep season at Vermont Academy in Saxtons River, Vt. A two-time All-West New York selection, Nwora enters the year ranked No. 89 nationally by Rivals.com, 109th by 247Sports.com, and is No. 91 in the ESPN 100.

**Perry** averaged 15.0 points, 4.3 assists, 4.0 rebounds and 3.1 steals as a junior last season as Wheeler posted a 22-6 record before falling in the first round of the Georgia state playoffs. Honored as a first-team all-region pick as a junior, Perry is ranked is No. 53 nationally in the ESPN 100, 63rd by 247Sports.com, 76th by Scout.com and 82nd by Rivals.com.

**Thomas** averaged 8.3 points, 6.6 rebounds and 3.7 blocked shots as a junior last season in helping his Norcross High School team to a 26-4 record and the Georgia Class AAAAAA Sweet 16 before falling to eventual state champion Westlake. A first-team All-Region 7 selection last year, Thomas is ranked No. 76 nationally by 247Sports.com and No. 121 by Scout.com, which lists him as the 16th-best power forward in the nation.

**Williams** averaged 21.2 points, 13.1 rebounds, 2.9 blocked shots and connected on 36 percent of his three-point attempts as a junior last season in helping his Snider High School team produce a 14-9 record. A first-team All-Summit Athletic Conference selection as a junior, Williams is ranked No. 21 nationally Scout.com, No. 29 by Rivals.com, No. 30 by 247Sports.com and is No. 41 the ESPN 100.

■ **Cards vs. Non-Conference Foes** -- Louisville has won 54 of its last 55 non-conference games at home in the KFC Yum! Center, spanning the last seven seasons. The Cardinals won 35 straight over non-conference opponents between falling to Kentucky on Dec. 27, 2014 and its previous home non-conference loss on Dec. 31, 2010 to Kentucky. The only other non-conference loss UofL has suffered in the KFC Yum! Center was a 52-46 setback at the hands of Drexel on Dec. 14, 2010. In its seventh season in the spectacular KFC Yum! Center, Louisville has an overall 107-14 record in home games, including a 63-3 record against non-conference opponents. The Cardinals have won their last 18 home games against non-conference opponents. UofL has won 42 consecutive home games in November spanning the last 25 years, including a perfect 29-0 record in the KFC Yum! Center.

■ **21 Sweet 16s for Cards** — Louisville advanced to its 21st NCAA Sweet 16 in 2014-15, its fourth straight. Only three teams have had more Sweet 16 appearances than Louisville's 21 since the NCAA began Sweet 16 records in 1975 (North Carolina 27, Duke 25, Kentucky 24). The Cardinals have won seven of their last eight regional semifinal games. Louisville has been to at least the Sweet 16 in seven of the last 12 years. Louisville's NCAA Sweet 16 teams: 1975, 1978, 1979, 1980, 1982, 1983, 1984, 1986, 1988, 1989, 1993, 1994, 1996, 1997, 2005, 2008, 2009, 2012, 2013, 2014, 2015.

■ **Sweet 16 Success** -- Louisville is one of just teams that have reached the NCAA Tournament Sweet 16 in four of the last five years. Only Louisville (missed the Sweet 16 in 2016), Michigan State (missed in 2016), and Wisconsin (missed in 2013) have been to four Sweet 16s from 2012-16.

■ **Cardinals Have Reached 14 Elite Eights** -- Louisville has reached the NCAA Elite Eight on 14 occasions, including five of the last nine years. Louisville's 14 Elite Eight appearances rank sixth nationally. The NCAA recognizes Elite Eight records since 1951, the first year that all teams in the tournament would be required to win at least one game to advance to the Elite Eight. The Cardinals have a 10-4 record in regional championship games, winning two of their last three. (UofL years in Elite Eight: 1959, 1972, 1975, 1980, 1982, 1983, 1986, 1997, 2005, 2008, 2009, 2012, 2013, 2015).

**Louisville has won ...**

... 48 of its last 64 post-season tournament games over the last 12 years (including conference, NCAA and NIT since 2005).

Louisville is 25-4 in the postseason over the last five years.

... 26 of its last 34 games in the NCAA Tournament (since 2005), advancing to the final eight teams five times in the last nine years (2008, 2009, 2012, 2013, 2015).

... 30 of 38 games during the month of March over the last five years.

... 165 games over the last six years, tied for the fifth-most wins in the nation in that stretch. Louisville is one of just three teams to win at least 30 games in three of the last five seasons (also Kentucky, Wichita State), winning a school-record 35 victories during the Cardinals' 2012-13 NCAA Championship season.

... 20 games for the last 14 straight seasons, a feat accomplished by only four schools.

... 12 ACC regular season games in 2014-15 and 2015-16. Louisville has won at least 10 league games for nine straight seasons. UofL has finished in the top three in its conference six of the last 10 years.

... 10 of its last 11 conference tournament games. Louisville is 15-3 with three championships over its last seven conference tournaments, reaching the title game five times. Louisville has won three of the last four conference tournament titles in which it has participated.

■ **Cards Among Nation's Best in Pitino Era**

— Louisville is among 17 programs in the nation that have won at least 70 percent of its games over the last 16 years. Louisville has a .747 winning percentage since UofL Coach Rick Pitino took over the reins of the Cardinal program, sixth best in the nation.

**Best Winning Percentage Last 16 Years**

Louisville is among the top 20 programs in the nation in winning percentage over the last 16 seasons under Pitino. (records through Feb. 6)

School	2016-17	2001-16	Total	Pct.
Kansas	21-3	448-95	469-98	.827
Gonzaga	24-0	414-95	438-95	.822
Duke	18-5	435-98	453-103	.815
Kentucky	18-5	410-124	428-129	.768
Memphis	17-7	398-127	415-134	.756
<b>Louisville</b>	<b>19-5</b>	<b>391-134</b>	<b>410-139</b>	<b>.747</b>
Wisconsin	20-3	379-138	399-141	.739
North Carolina	21-4	392-144	413-148	.736
Syracuse	15-9	389-138	404-147	.733
Pittsburgh	12-11	385-134	397-145	.732
Florida	18-5	386-145	404-150	.729
Arizona	21-3	368-145	389-148	.724
Michigan State	14-9	386-152	400-161	.713
Xavier	17-6	360-147	377-153	.711
Butler	18-5	356-149	374-154	.708
Connecticut	10-12	374-146	384-158	.708
Ohio State	14-10	351-146	365-156	.701

**NCAA Sweet 16 Appearances (since 1975)**

North Carolina	27
Duke	24
Kentucky	24
<b>Louisville</b>	<b>21</b>
Kansas	21

**NCAA Elite Eight Appearances (since 1951)**

Kentucky	32
North Carolina	25
Duke	20
Kansas	20
UCLA	20
<b>Louisville</b>	<b>14</b>
Michigan State	13



**■ Cards Chosen Fourth in ACC Preseason Poll**

— UofL was picked to finish fourth in the Atlantic Coast Conference in 2016-17 in a preseason media poll with Duke as the league favorite. Duke junior guard Grayson Allen was honored as the preseason Player of the Year while NC State freshman guard Dennis Smith, Jr. was chosen the ACC Preseason Rookie of the Year. Louisville did not have a player on the preseason all-conference team, but UofL forward V.J. King received votes in the rookie voting. Louisville finished fourth in each of its first two years in the ACC. The 64th annual ACC Tournament will be played March 7-11 at the Barclays Center in Brooklyn, N.Y.

**2016-17 ACC Preseason Media Poll**

1. Duke	9. Miami
2. North Carolina	10. Virginia Tech
3. Virginia	11. Clemson
<b>4. Louisville</b>	12. Pittsburgh
5. Syracuse	13. Wake Forest
6. NC State	14. Georgia Tech
7. Notre Dame	15. Boston College
8. Florida State	

**■ Cards Have Been Tough on the Road**

— UofL has a 68-42 record over the last 11 years on its opponent's home court (.618). Louisville has posted a 13-11 road record in its first three years in the ACC. UofL had the most road victories of any school in Big East Conference games over its last seven years in that league and was a league-best 8-1 in its road games in The American during the 2013-14 season. The Cardinals have a 59-35 record in conference games on the road over the last 11 seasons (.628). In neutral site games, Louisville has a 35-7 record over the last five years (.833) and a 45-14 neutral site record over the last eight years (.763).

In conference games overall, Louisville had the most Big East Conference victories over its eight years in that league during the regular season (from 2005 to 2013). Louisville had a 95-45 Big East record in league victories during the regular season, just ahead of Syracuse and Pitt (both at 92-48). Louisville finished fourth in both of its first two years in the ACC with a 12-6 league record each season.

**■ Five-League Champs** -- UofL Coach Rick Pitino is the only coach to win both regular season and tournament championships in five different conferences, including three while at Louisville (ECAC North Atlantic, Southeastern, Conference USA, Big East, American).

**■ Card File** -- Louisville is No. 5 in the RPI, 3 in the Sagarin Ratings and 3 in Ken Pomeroy's rankings through Feb. 6 ... Louisville is three wins away from 1,800 victories over its 103 seasons of collegiate basketball. UofL is 11th in the nation in all-time victories ... Ray Spalding has grabbed five or more rebounds in each of the last five games ... The Cardinals have committed 10 or fewer turnovers in 12 of its 24 games, including each of the last five games. UofL committed just five turnovers at Virginia. Louisville is 23rd nationally in fewest turnovers per game (11.1) ... Louisville held Florida State to a season-low 36.7 percent accuracy from the field ... Louisville shot 25 percent from the field in the second half at Virginia, the third time the Cardinals have shot 25 percent or below in a half this season ... Virginia's 53.2 percent shooting accuracy was the best for a UofL opponent this season and only the second Cardinal foe to shoot above 50 percent (also Baylor, .531) ... Louisville has outrebounded 18 of its 24 opponents this season, including eight by double-digit margins. However, the Cardinals were beaten 38-19 on the boards at Virginia, the fewest rebounds a Louisville team has gathered since Cincinnati held a 44-19 rebounding advantage on Jan. 21, 1999. Louisville is 31st in the nation in rebounding margin (+6.0) ... In the first half of its 24 games, Louisville has allowed an average of 28.5 points and 35.2 percent shooting from the field. UofL limited Pitt to 18 points and .160 shooting in the first half of its Jan. 24 game ... Louisville has made 71.0 percent of its free throws in its 11 road/neutral site games this season (159-of-224) ... Attendance for UofL basketball games at the KFC Yum! Center surpassed the 2.5 million mark against Southern Illinois. A total of 2,686,003 fans have flocked to the arena to watch UofL play in the Cardinals' seven seasons in the spectacular facility, an average of 21,317 fans per game. The 22,783 fans that witnessed the Cardinals' victory over Kentucky on Dec. 21 was the 10th largest crowd in the facility ... Louisville has been ranked in 90 of the last 93 Associated Press polls ... Louisville has won its last 156 games when holding its opponent below 50 points, last falling when that occurred 44-41 to Western Kentucky on Jan. 10, 1945. The Cardinals limited Evansville to 47 points in the season opener ... Over the last seven seasons, Louisville has recovered from nine or more points down to win on 24 occasions ... Louisville led Baylor by 22 points in the first half (32-10 with 4:02 left in the half) ... Louisville reached the championship game of the 2016 Battle 4 Atlantis before falling to Baylor. UofL guards Donovan Mitchell and Quentin Snider were named to the five-person all-tournament team ... With its victory over Old Dominion, the Cardinals improved to 81-43 all-time in overtime games, including a 12-6 record since the 2004-05 season ... Louisville's 29.7 percent shooting from the field against Old Dominion on Nov. 23 was its lowest ever in a victory. The previous low was 30.2 percent in a 53-44 win at Memphis on Feb. 26, 2005 ... UofL Coach Rick Pitino is the only former NBA coach to win 750 collegiate games ... With its 79-70 victory at Grand Canyon and Coach Dan Majerle, Louisville improved to 35-14 against coaches who were NBA or ABA All-Stars, including an 11-0 mark since 1996 and an 8-0 record under Rick Pitino ... Pitt's Jamel Artis poured in 43 points in Louisville on Jan. 11, the most the Cards have allowed an individual to score since Joel Curbelo of American University in Puerto Rico scored 47 vs. UofL on Nov. 24, 1995. It was the second 40+ performance by an opponent this season, as Grand Canyon's DeWayne Russell scored 42 points against UofL on Dec. 3. Louisville won its last six games when an opposing player scores 40+ points.

**ATLANTIC COAST CONFERENCE**

(ACC Standings through Feb. 8)

School	ACC	Overall	Streak
North Carolina	9-2	21-4	W 2
Florida State	9-3	21-4	W 3
Virginia	8-3	18-5	W 1
Syracuse	8-4	16-9	W 5
<b>Louisville</b>	<b>7-4</b>	<b>19-5</b>	<b>L 1</b>
Notre Dame	7-5	18-7	W 1
Duke	6-4	18-5	W 3
Miami	6-5	16-7	W 2
Virginia Tech	5-6	16-7	L 2
Georgia Tech	5-6	14-10	W 1
Wake Forest	5-7	14-10	L 1
Clemson	3-8	13-10	L 2
NC State	3-9	14-11	L 4
Pittsburgh	2-9	13-11	W 1
Boston College	2-10	9-16	L 8

**Upcoming ACC Games**



<b>Thursday, February 9</b>	
North Carolina at Duke - ESPN/ACCN	8:00
<b>Saturday, February 11</b>	
NC State at Wake Forest - RSN	Noon
Syracuse at Pittsburgh - ACCN	1:00
Clemson at Duke - ACCN	1:00
Miami at Louisville - ESPN2	2:00
Boston College at Georgia Tech - RSN	5:30
Florida State at Notre Dame - ESPN	6:00
<b>Sunday, February 12</b>	
Virginia at Virginia Tech - ESPNU	6:30
<b>Monday, February 13</b>	
Louisville at Syracuse - ESPN	7:00
<b>Tuesday, February 14</b>	
Notre Dame at Boston College - ESPNU	7:00
Wake Forest at Clemson - RSN	7:00
Virginia Tech at Pittsburgh - ESPN2	7:00
<b>Wednesday, February 15</b>	
Georgia Tech at Miami - ACCN	8:00
North Carolina at NC State - ACCN	8:00
Duke at Virginia - ESPN2	9:00

**Louisville in ACC Statistics**

Team Statistics	Stat	Rank
Scoring Offense	77.5	8
Scoring Defense	62.7	2
Scoring Margin	+14.8	3
FT Percentage	.694	12
FG Percentage	.453	13
FG Pct. Defense	.384	1
3-Pt. Percentage	.358	13
3-Pt. Percentage Defense	.285	1
Rebounding Margin	+6.0	3
Blocked Shots	5.9	2
Assists	13.7	13
Steals	7.0	5
Turnover Margin	+3.7	1
Assists-Turnover Ratio	1.23	9
3FG Made	6.9	12
<b>Scoring</b>		
18. Donovan Mitchell	15.0	
<b>Rebounding</b>		
17. Jaylen Johnson	6.2	
18. Mangok Mathiang	6.2	
25. Ray Spalding	5.5	
<b>Steals</b>		
1. Donovan Mitchell	2.2	
<b>Blocked Shots</b>		
2. Anas Mahmoud	2.2	
<b>Assists</b>		
9. Quentin Snider	4.0	
<b>Offensive Rebounds</b>		
8. Jaylen Johnson	2.75	
10. Mangok Mathiang	2.43	
<b>Assists-Turnovers Ratio</b>		
3. Quentin Snider	2.88	

■ **Statistical Trends** — UofL is 178-9 over the last 16 seasons under Coach Rick Pitino when scoring 80 or more points (9-0 this year, 10-0 in 2015-16, 11-0 in 2014-15) ... Over the past 16 years under Pitino, Louisville is 135-6 when shooting 50 percent or better from the field (5-0 this year, 14-0 in 2015-16, 8-0 in 2014-15) ... UofL is 327-49 when holding its opponent below 70 points over the past 16 years under Pitino (14-2 this season, 19-1 in 2015-16, 24-4 in 2014-15, 27-1 in 2013-14).

■ **Three With 410** — Louisville is the only NCAA Division I men's basketball program to have three different coaches with at least 410 victories at the school. Current Cards' Coach Rick Pitino has won 410 games in his 16th season at UofL, his predecessor Denny Crum won 675 games in 30 years (1971-2001) and Bernard "Peck" Hickman won 443 in his 23 years guiding the Cardinals (1944-67). Kansas can join that list when Bill Self wins his 410th game at Kansas (405 through Feb. 6) as Phog Allen (590) and Roy Williams (418) have at least 410 wins there.

■ **Six NBA Draft Picks in Last Four Years** -- Chinanu Onuaku, who was a sophomore forward/center for UofL last season, was selected by the Houston Rockets with the 37th pick overall in the second round of the 2016 NBA Draft.

A total of 69 former Louisville players have been selected in the NBA Draft, including six in the last four years. Terry Rozier was selected in the first round of the 2015 draft by the Boston Celtics as the 16th overall pick, while forward Montrezl Harrell was taken in the second round by the Houston Rockets as the 32nd selection. Russ Smith was selected by the Philadelphia 76ers in the second round of the 2014 NBA Draft with the 47th overall pick, and was subsequently traded to the New Orleans Pelicans. Gorgui Dieng was a first-round selection and the 21st overall pick by the Utah Jazz in 2013, with his rights subsequently traded to the Minnesota Timberwolves, where he has played the last three seasons. Peyton Siva was a second round choice of the Detroit Pistons in 2013 with the 56th pick overall.

Louisville has produced 23 first-round NBA Draft choices, including 11 in the top ten and five among the top three picks (Pervis Ellison first in 1989; Wes Unseld second in 1968; Darrell Griffith second in 1980; Charlie Tyra second in 1957; Rodney McCray third in 1983).

■ **Louisville Top College Basketball Market** -- Louisville is consistently the highest-rated television market for college basketball on ESPN. Louisville has been the top market each of the last 14 years, averaging a 4.9 rating for the 2015-16 season. Louisville was over two points higher than second-place Raleigh-Durham, which averaged a 2.7 rating. The remaining top 10 was Kansas City (2.5), Greensboro-High Point (2.5), Cincinnati (1.8), Dayton (1.7), Greenville (1.7), Indianapolis (1.6) and Memphis (1.5). The Cardinals' NCAA Sweet 16 game against Kentucky in 2014 drew a 51.5 rating and 73 share, making it the second highest-rated event in Louisville television history. Louisville's 2013 NCAA Championship game against Michigan is the top-rated television event all-time in the Louisville market.

■ **International Flavor** — Louisville had an international flavor with four players on its roster hailing from foreign countries. Mangok Mathiang was born in Sudan, Africa and lived in Melbourne, Australia where he also played rugby and Australian Rules Football before coming to the United States. He played a season at Carbondale (Ill.) Brehm Prep School. Deng Adel followed a similar path as he was born in the Sudan, grew up in Australia and spent his senior year of high school in Florida. From Cairo, Egypt, Anas Mahmoud played a year at West Oaks Academy in Orlando, Florida before joining UofL. Matz Stockman, from Oslo, Norway, attended school in Spain's Canary Islands during the 2013-14 season before his trek to the U.S.

■ **Seventh Season in KFC Yum! Center** -- This is Louisville's seventh season in the spectacular KFC Yum! Center, located on the banks of the Ohio River in downtown Louisville. The Cardinals had previously played basketball for 54 years in Freedom Hall (1956-2010). The 22,000-seat multi-purpose arena was built at a cost of \$238 million and includes 71 luxury suites, 62 four- or six-seat premium boxes, over 2,000 side-court club seats and four party suites with a seating capacity of 32 each.

UofL's men's and women's teams have permanent locker rooms. There are five additional team locker rooms, two officials locker rooms, five star dressing rooms, a full-function media work room and a full-sized basketball practice court on the event level. The seven levels of the arena (including the upper catwalk) include a collective 721,762 square feet, or roughly the area of 13 football fields.

After passing through the one and a half acre landscaped entry plaza that features a basketball-themed fountain, entering fans can visit the 2,500-square foot UofL adidas store, the 3,000-square foot UofL Hall of Honor, or head to their seats using one of the eight escalators or seven elevators within the building.

Lounge space is abundant within the arena.

Four spacious donor rooms are available for Cardinal fans, including three that overlook the Ohio

River. The 7,000-square foot main concourse restaurant overlooks the river and a main concourse sports bar has views directly into the arena bowl. Two 4,000-square foot club lounges on the event level, as well as the terrace club and premium box lounges, provide amenities for their respective patrons. The KFC Yum! Center served as the site for the NCAA Men's Basketball Tournament second and third rounds in 2012 and 2015, the NCAA South Regional in 2016 and was the site for the 2012 NCAA Women's Volleyball Championship on December 13 and 15.



■ **Big Numbers at Pitt** -- Louisville's 106-51 victory at Pittsburgh on Jan. 24 provided an abundance of superlatives, as noted below:

□ Louisville limited Pittsburgh to a season-low 25.5 percent shooting from the field, including just 16.0 percent in the first half. Eleven of Louisville's 21 opponents this season have shot below 36 percent from the field and five have shot below 32 percent.

□ Louisville shot a season-high 58.2 percent from the field, including 71.4 percent in the first half (20-of-28, including 7-of-9 three-pointers).

□ Louisville improved to 109-1 when scoring 100 or more points, the second time UofL has hit the century mark this season. The Cardinals have won 133 consecutive games when scoring 85 or more points in regulation, including a perfect 110-0 record under UofL Coach Rick Pitino (7-0 this season).

□ It was the largest margin of victory ever in an ACC road game and the third-largest margin for any league game. The 55-point margin of victory was the largest in any ACC game in 52 years.

□ It was Louisville's widest margin in a victory since an 87-26 win over Savannah State on Nov. 24, 2014. It was the largest margin against a conference opponent since beating Rutgers 92-31 on March 13, 2014.

□ It was Pittsburgh's second-worst loss ever, and its worst since 1906, a span of 111 years. It was their worst in the Peterson Events Center, where UofL has a 6-1 record. It was the Cardinals' 10th straight victory over Pittsburgh.

□ The 55-point margin of victory was Louisville's largest in a road game under Coach Rick Pitino (previous high was 45 on two occasions). The UofL record for largest margin of victory in a road game is 57 points, achieved in an 80-23 victory at Georgetown College on Dec. 11, 1945.

□ Four Cardinals produced career scoring highs in the game, including Donovan Mitchell (29 points), Ryan McMahan (15), Jay Henderson (4) and Tyler Sharpe (2), who scored his first career points. Mitchell, who hit 6-of-8 three-pointers in the game, scored 16 of his points in the first half, just two less than the Pitt team.

■ **Father/Son Ranking** -- UofL Coach Rick Pitino and his son, Minnesota Head Coach Richard Pitino, became the first father-son duo to ever have their respective teams ranked at the same time in the Associated Press 25 poll on Jan. 9. The Cardinals were 14th in the AP ranking while the Golden Gophers debuted at No. 24 in the Jan. 9 ranking. Richard is in his fourth season at Minnesota and his fifth overall as a head coach.

■ **85 Points a Positive Indicator** -- Louisville's 90-67 victory at Boston College was the Cardinals' 135th consecutive win when scoring 85 or more points in regulation, including a perfect 115-0 record under UofL Coach Rick Pitino.



■ **Anniversary Year for Two Final Four teams** — The 2016-17 season marks notable anniversaries for two of Louisville's Final Four teams. It is the 45th anniversary for UofL's 1972 NCAA Final Four team (26-5 record), which was guided by future Hall of Fame Coach Denny Crum in his first season with the Cardinals. The Missouri Valley Conference Co-Champions featured five senior starters, including All-America guard Jim Price (1,460 career points, 1969-72), forward Ron Thomas, whose 13.0 career rebounding average is the fourth-best ever at UofL (1970-72), and 1,000-point scorer Al Vilcheck (1,048 points, 1969-72). This season also marks the 35th anniversary of the Cardinals' 1982 Final Four team (23-10), which had six seniors on its roster. Crum's fourth Final Four team, which was runner-up in the Metro Conference, included four starters that totaled over 1,000 career points in Derek Smith (1,826), Lancaster Gordon (1,614), Jerry Eaves (1,250) and Rodney McCray (1,247). The Cardinals beat UAB on its home floor to win the Midwest Regional.

**NCAA Division I Most Victories**

School	First Year	(entering 2016-17)			
	Year	Yrs.	Won	Loss	Pct.
1. Kentucky	1903	113	2205	682	.764
2. Kansas	1899	118	2186	836	.723
3. North Carolina	1911	106	2173	774	.737
4. Duke	1906	111	2087	864	.707
5. Syracuse	1901	115	1943	865	.692
6. Temple	1895	120	1870	1037	.643
7. Notre Dame	1898	111	1819	984	.649
8. UCLA	1920	97	1818	819	.689
9. St. John's	1908	108	1803	980	.648
10. Indiana	1901	116	1783	1003	.640
11. Louisville	1911	102	1778	892	.666
12. Brigham Young	1903	114	1764	1059	.625
13. Arizona	1905	111	1762	927	.655

■ **Tickets Available** -- A limited number of single-game tickets for UofL's four remaining home games are on sale now. Tickets are \$82 for Notre Dame; and are \$65 for all other remaining ACC games. Tickets are sale at the UofL Ticket Office, located near Gate 2 of Papa John's Cardinal Stadium at 2800 South Floyd Street. The ticket office is open weekdays from 9 a.m. until 5 p.m. Cardinal fans may also purchase tickets by visiting Ticketmaster online at www.ticketmaster.com, calling 1-800-745-3000 or by visiting any Ticketmaster Ticket Center, including the KFC Yum! Center.

■ **La Poderosa Broadcast Six** — Six UofL home men's basketball games will be broadcast this season in Spanish on Radio Poder (pronounced po-DARE; 1570 AM/101.9 FM; 1600 AM/94.1 FM). The single remaining game is Feb. 18 vs. Virginia Tech. Carlos Lucio and Elvis Martinez call the action for the broadcasts in UofL's effort to reach out to the Hispanic community for the last 12 years. All of U of L's home football games over the last 12 years have also been broadcast in Spanish.

■ **Mitchell A Candidate for Naismith Trophy** -- UofL guard Donovan Mitchell is among the Top 30 players in consideration for the 2017 James. A. Naismith Trophy, presented to the nation's most outstanding men's college basketball player. Presented by the Atlanta Tipoff Club, Mitchell is among a nation-best seven ACC players on the list. The 10 semifinalists for the national award will be announced March 1.

■ **Cards Have Two December Graduates** -- Center Mangok Mathiang (communications) and guard David Levitch (sport administration) both completed their bachelor's degrees in the fall semester. The fall graduation ceremony was Dec. 15 in the KFC Yum! Center, which is the Cardinals' home court for basketball competition. The pair will take graduate classes in the spring semester.

■ **Cards Win Billy Minardi Classic** - With its 87-56 victory over Eastern Kentucky on Dec. 17, Louisville claimed the championship of the 15th annual Billy Minardi Classic. Quentin Snider was named the Cardinals' MVP in the game with 13 points and six assists. The event originated in 2002 to honor the memory of Billy Minardi, best friend and brother-in-law of UofL Coach Rick Pitino who died in the Sept. 11 terrorist attack on the World Trade Center. Louisville has won 14 championships in 15 years in the event, in which UofL has an 19-1 record.

■ **Card Clips** -- Louisville improved to 109-1 in games in which it hits the century mark after its 106-51 victory at Pitt ... The Cardinals average size of 78.3 inches is the 15th tallest in the nation. UofL is fifth in average height in the ACC behind 2 Florida State, 5 Syracuse, 6 Pittsburgh and 9 Duke ... Eleven men's basketball players were among 392 UofL student-athletes honored on the UofL Athletic Director's Honor Roll for the 2016 Fall Semester with a 3.0 or better grade point average. The total represents two-thirds of the Cardinals' student-athlete population, which overall combined to produce a 3.15 GPA for the fall semester. Men's basketball student-athletes earning recognition on the Honor Roll were Deng Adel, Jay Henderson, Tony Hicks, Vincent King, David Levitch, Anas Mahmoud, Ryan McMahon, Tyler Sharpe, Quentin Snider, Raymond Spalding and Dwayne Sutton.

**Cardinals in the NCAA Tournament**

■ Louisville made its 41st NCAA Tournament appearance in 2015. The Cardinals have reached the NCAA Tournament 32 of the last 40 years (nine of the last 10, 12 of the last 14, 14 of the last 18 years, 20 of last 25). The Cards have reached the Sweet 16 on 21 occasions and have advanced to the Elite Eight four of the last seven seasons. Louisville is sixth in tournament victories (75) and is fifth in NCAA Tournament appearances (41). UofL has a 75-42 overall NCAA Tournament record, reaching the Final Four 10 times.

■ Only four teams -- Kentucky (56), North Carolina (47), UCLA (46), and Kansas (45) -- have more NCAA Tournament appearances than Louisville's 41.

■ U of L Coach Rick Pitino has a 53-18 record in NCAA Tournament play (.746), ranking him second among active coaches in winning percentage and 10th all time. Only three coaches have coached more Final Four teams than Pitino's seven, a feat matched by one other. Pitino is the first coach to win an NCAA Championship at two different schools; the first to lead three different teams to the Final Four; is one of 11 coaches to lead four different schools to the NCAA Tournament; and one of 10 active collegiate coaches who have won an NCAA Championship.

■ Only three teams have been to more Sweet 16 appearances than Louisville's 21 since the NCAA began Sweet 16 records in 1975 (North Carolina 27, Kentucky 26, Duke 25; Kansas is tied with Louisville/21).

■ U of L Coach Rick Pitino has guided 20 teams to NCAA tournament appearances, including 12 of his last 14 years at Louisville (nine of the last 10 years). His last six straight Kentucky teams reached the NCAA Tournament. The Wildcats won the 1996 NCAA title and were national runner-up in 1997 under his guidance.

■ **High Ratings** — Louisville's Dec. 21 game against Kentucky was the second-highest-rated college basketball game to date this season. The 31.7 local rating in Louisville tied an ESPN record for a regular season college basketball local rating for the Louisville market.

**All-Time NCAA Final Four Appearances**

North Carolina...	19
UCLA.....	17
Kentucky .....	17
Duke.....	16
Kansas .....	14
Ohio State .....	11
<b>Louisville.....</b>	<b>10</b>
Michigan State .....	9
Indiana .....	8

**UofL in the NCAA Tournament**

NCAA Tournament Appearances .....	41
(32 of the last 39 years; 20 of last 24)	
All-Time NCAA Tourn. Record.....	75-42
Sweet 16 Appearances .....	21
Final Four Appearances .....	10
NCAA Championships .....	3
Pitino's NCAA Tourn. Record .....	53-18
Pitino's NCAA Tourn. Appearances ..	20

**UofL Radio Network Affiliates**

<b>WHAS</b>	840 AM	Louisville, Ky.
<i>(Flagship Station)</i>		
<b>WKRD</b>	790 AM	Louisville, Ky.
<b>WCKY</b>	1530 AM	Cincinnati, Ohio
<b>WWRW</b>	105.5 FM	Lexington, Ky.
<b>WSFC</b>	1240 AM	Somerset, Ky.
<b>WYMC</b>	1430 AM	Mayfield, Ky.
<b>WLME</b>	102.7 FM	Owensboro, Ky.
<b>WPAD</b>	1560 AM	Paducah, Ky.
<b>WCCK</b>	95.7 FM	Calvert City, Ky.

**Sirius XM Satellite Radio**

The radio broadcast is also available for a fee through GoCards.com and CardsMobile, the Cards' official Android/iPhone app.

**Last time an individual had ...**

	<b>For Louisville</b>	<b>For A Louisville Opponent</b>
<b>30 or more points</b>	31 by Wayne Blackshear vs. CSUN (12/23/14)	43 by Jamel Artis, Pittsburgh (1/11/17)
<b>35 or more points</b>	42 by Russ Smith vs. Houston (3/14/14)	43 by Jamel Artis, Pittsburgh (1/11/17)
<b>20 points in a half</b>	21 by Donovan Mitchell vs. NC State, 1H (1/29/17)	32 by Jamel Artis, Pittsburgh, 2nd half (1/11/17)
<b>15 or more rebounds</b>	15 by Chinanu Onuaku vs. Syracuse (2/17/16)	26 by Derrick Griffin, Texas Southern (12/10/16)
<b>20 or more rebounds</b>	23 by Ellis Myles vs. Tennessee St. (12/1/01)	26 by Derrick Griffin, Texas Southern (12/10/16)
<b>A four-point play</b>	Russ Smith vs. Kentucky (12/31/11)	Demetrius Jackson, Notre Dame (2/13/16)
<b>12 made free throws</b>	12 by Russ Smith vs. UConn, 15 att. (1/18/14)	13 by Seth Allen, Virginia Tech (1/27/16)
<b>7 made three-point goals</b>	7 by Preston Knowles vs. Syracuse (2/12/11)	7 by Jamel Artis, Pittsburgh in 13 attempts (1/11/17)
<b>10 or more assists</b>	11 by Chris Jones vs. Virginia Tech (1/13/15)	10 by Elfrid Payton, Louisiana Lafayette (12/7/13)
<b>5 or more blocked shots</b>	6 by Anas Mahmoud vs. Notre Dame (1/4/17)	5 by Isaiah Wilkins, Virginia (2/6/17)
<b>5 or more steals</b>	5 by Donovan Mitchell vs. Notre Dame (1/4/17)	5 by Armon Fletcher, Southern Illinois (12/7/16)

**The Last Time a Team ...**

	<b>Louisville</b>	<b>Opponent</b>
<b>Scored 100 points</b>	106-51 win over Pittsburgh (1/24/17)	101-104 5OT loss to Notre Dame (2/9/13)
<b>Scored less than 50 points</b>	63-47 loss vs. Virginia (1/30/16)	78-47 victory over Evansville (11/11/16)
<b>Scored 60 points in a half</b>	61 vs. Grand Canyon; 1st H of 111-63 win (12/5/15)	60 by Tulane; 2nd H of 109-96 win (1/18/90)
<b>Scored under 20 points in a half</b>	14 vs. Virginia; 1H of 63-47 loss (1/30/16)	18 by Pittsburgh 1H, 106-51 UL win (1/24/17)
<b>Had a +20 Rebound Margin</b>	22 (48-26) vs. Pittsburgh (1/24/17)	26 (57-31) by Kentucky (12/31/11)
<b>Grabbed 60 or more rebounds</b>	60 vs. Jacksonville State (11/17/14)	60 by George Mason (1/4/94)
<b>Grabbed less than 25 rebounds</b>	19 vs. Virginia (2/6/17)	22 by Kennesaw State (12/16/15)
<b>Shot 60% or better from the field</b>	.652 (30-46) vs. Pittsburgh (1/25/15)	.614 (43-70) by Charlotte (2/11/01)
<b>Shot 30% or below from the field</b>	.297 (19-64) vs. Old Dominion (11/23/16)	.255 (13-51) by Pittsburgh (1/24/17)
<b>Shot 70% from the field for a half</b>	.714 (20-28) vs. Pittsburgh in 1st H (1/24/17)	.765 (13-17) by Georgetown in 2nd H (1/31/11)
<b>Made 5 or less free throws</b>	1 vs. Syracuse (in 2 attempts, 2/17/16)	5 by Georgia Tech (in 7 attempts, 3/1/16)
<b>Made 15 three-point goals</b>	16 (in 30 attempts) vs. Rutgers (2/16/14)	17 by Notre Dame (2/4/06)
<b>Made No three-point goals</b>	0 vs. Pittsburgh (2/11/15)	0 by Cal State Northridge (12/23/14)
<b>Shot 60% from the three-point line</b>	.667 (12-18) vs. Virginia Tech (1/27/16)	.727 (8-11) by Miami (2/27/16)
<b>Handed out 25 or more assists</b>	28 vs. UCF (12/31/13)	25 by Notre Dame (2/28/08)
<b>Handed out 5 or less assists</b>	1 vs. Kentucky (12/27/14)	4 by Pittsburgh (1/14/16)
<b>Committed 25 or more turnovers</b>	26 vs. West Virginia (1/31/09)	25 by FIU (12/5/14)
<b>Committed 5 or fewer turnovers</b>	5 vs. Virginia (2/6/17)	2 by Virginia (2/7/15)
<b>Blocked 10 or more shots</b>	12 vs. Georgia Tech (1/7/17)	14 by Connecticut (3/4/06)
<b>Had No Blocked Shots</b>	0 vs. North Carolina A&T (3/21/13)	0 by Boston College (2/4/17)
<b>Had 15 or more steals</b>	16 vs. Savannah State (11/24/14)	19 by Rutgers (3/13/14)
<b>Had No Steals</b>	0 vs. Saint Louis (2/12/03)	0 by Saint Louis (3/22/14)

**Louisville Top Efforts Under Rick Pitino  
(Since 2001-02)****Longest winning streak (single-season):** 17 games (2002-03)**Longest winning streak (multiple-season span):** 21 games (last 16 G of 2012-13, first 5 G of 2013-14)**Longest conference winning streak:** 10, twice -- 2008-09 & 2012-13 seasons**Longest losing streak:** 4 games (2003-04)**Longest conference losing streak:** 4 games (2003-04)**Most points scored in a game:** 114 vs. Western Kentucky, 12-22-10 (UL 114, WKU 82)**Fewest points scored in a game:** 45 vs. Cleveland State, 11-26-14 (UL 45, CSU 33)**Most points allowed in a game:** 104 vs. Notre Dame, 2-9-13 (UND 104, UL 101, 5 ot)**Fewest Points Allowed in a Game:** 26 vs. Savannah State, 11-24-14 (UL 87, SSU 26)**Fewest Points Allowed in a Conference Game:** 31 vs. Rutgers, 3-13-14 (UL 92, RU 31)**Largest Margin of Victory:** 64 vs. Morehead St., 12-27-04 (UL 104, USA 40)**Largest Margin of Victory in a Conference Game:** 61 vs. Rutgers, 3-13-14 (UL 92, RU 31)**Largest losing margin:** 33 vs. Notre Dame, 2-12-09 (ND 90, UL 57)**Fewest points scored in a win:** 45 vs. Cleveland State, 11-26-14 (UL 45, CSU 33)**Most points allowed in a win:** 89 vs. Notre Dame, 2-17-10 (UL 91, UND 89 2 ot)**Most points scored in a loss:** 101 vs. Notre Dame, 2-9-13 (UND 104, UL 101, 5 ot)**Fewest points allowed in a loss:** 52 vs. Drexel, 12-14-10 (DU 52, UL 46); vs. Syracuse, 2-13-12 (SU 52, UL 51); vs. Virginia, 2-17-15 (UVA 52, UL 47)**Largest deficit overcome to win a game:** 20 vs. West Virginia, 3-26-05 (UL 18, WVU 38)**Largest lead given up in a loss:** 22 vs. Baylor, 11-25-16 (UL 32, BU 10)**Highest shooting percentage:** .652 vs. Pittsburgh, 1-25-15 (UL 80, Pitt 68)**Highest shooting percentage in a conference game:** .652 vs. Pittsburgh, 1-25-15 (UL 80, Pitt 68)**Lowest shooting percentage:** .268 vs. Western Kentucky, 11-30-08 (WKU 68, UL 54)**Lowest shooting percentage in a conference game:** .274 vs. Cincinnati, 1-19-02 (UL 50, UC 77)**Highest 3-point percentage:** .778 vs. Memphis, 2-4-04 (UL 58, UM 62)**Highest 3-point percentage in a conference game:** .778 vs. Memphis, 2-4-04 (UL 58, UM 62)**Lowest 3-point percentage:** .000 vs. Pittsburgh, 2-11-15 (UL 69, Pitt 56)**Lowest 3-point percentage in a conference game:** .000 vs. Pittsburgh, 2-11-15 (UL 69, Pitt 56)**Most three-pointers:** 22 vs. Hartford, 11-17-07 (UL 104, UH 69)**Free throws made:** 41 vs. Rutgers, 1-4-14 (UL 83, RU 76)**Most assists:** 34 vs. VMI, 12-23-04 (UL 107, VMI 56)**Most blocked shots:** 18 vs. Holy Cross, 12-7-03 (UL 56, HC 40)

# O V.J. King

**F 6-6 190 Fr. - HS Cleveland, Ohio (Paul VI Catholic HS, Fairfax, Va.)**

■ Has primarily split the time at small forward with starter Deng Adel. Made his first career start against Indiana, and has started five games this year, including four of the last eight.

■ Scored a career-high 24 points against Virginia, finishing 3-of-5 from behind the arc while scoring a career-high eight field goals and connecting on 5-of-6 from the line.

■ In the five games which King has played 20 or more minutes, he has averaged 13.3 points, 3.0 rebounds and shot 52.1 percent from the field in those games.

■ Leads the Cardinals in free throw percentage (.849, 45-of-53) and three-point field goal percentage (.455, 15-of-33).

■ In the last three games, King has averaged 14.7 points, 4.3 rebounds and hit 56 percent of his field goals (14-of-25, including 4-of-6 three-pointers).

■ Totaled 14 points, three rebounds and a season-high three assists at Grand Canyon, scoring 12 of his points in the second half.

■ Won two gold medals with USA Basketball in the 2013 FIBA Americas U16 Championship in Maldonado, Uruguay; and the 2014 FIBA U17 World Championship in Dubai, United Arab Emirates.

■ A McDonald's All-America selection, King averaged 22.9 points, 9.6 rebounds, 2.5 assists and 2.1 steals as a senior last season in leading Paul VI (20-11) in Fairfax, Va. to the Virginia Independent Schools Athletic Association Division I state championship game..

■ The Virginia Gatorade Player of the Year earned all-state and all-conference honors last year.

■ His father Vincent King played professional basketball in foreign countries for 10 years after scoring 1,037 points in his collegiate career at Indiana University of Pennsylvania from 1988-92.

■ Born Jan. 22, 1997 ... Major is sport administration.



O V.J. King		
Games With ...	Season	Career
Double-Figure scoring.....	7	7
5 or more rebounds.....	2	2
4 or more assists.....	0	0
A blocked shot.....	2	2
A steal.....	6	6
A three-pointer.....	9	9
20+ points.....	1	1

## O V.J. King Season/Career Highs

- Points..... 24 vs. Virginia (2/6)
- Reb. .... 7 vs. NC State (1/29)
- Asst..... 3 vs. Grand Canyon (12/3)  
vs. NC State (1/29)
- Blocks .... 1 vs. Evansville (11/11)  
vs. NC State (1/29)
- Steals ..... 1 (6 times) *latest*: vs. Virginia (2/6)
- FGM ..... 8 vs. Virginia (2/6)
- FGA ..... 14 vs. Virginia (2/6)
- 3FGM ..... 3 vs. William & Mary (11/14)  
vs. Virginia (2/6)
- 3FGA ..... 5 vs. Virginia (2/6)
- FT ..... 6 vs. Evansville (11/11)  
vs. Wichita State (11/24)
- FTA ..... 8 vs. Evansville (11/11)  
vs. Wichita State (11/24)

### O V.J. King Game-by-Game

Opponent	Date	GS	Min	FG	FGA	3-Point			Rebounds			Avg	PF	FO	A	TO	Blk	Stl	Pts	Avg			
						Pct	FG	FGA	Pct	FT	FTA										Pct	Off	Def
EVANSVILLE	11/11/16	14	0	1	.000	0	1	.000	6	8	.750	0	2	2	2.0	1	0	0	1	0	6	6.0	
WM. & MARY	11/14/16	17	7	11	.636	3	31	.000	0	0	.000	2	3	5	3.5	2	0	0	1	0	1	17	11.5
LONG BEACH ST	11/17/16	13	3	8	.375	0	2	.000	2	21	.000	0	3	3	3.3	0	0	0	0	0	0	8	10.3
vs Old Dominion	11/23/16	8	0	1	.000	0	0	.000	2	21	.000	2	0	2	3.0	1	0	1	0	0	0	2	8.3
vs Wichita State	11/24/16	20	2	8	.250	0	3	.000	6	8	.750	2	2	4	3.2	1	0	0	3	0	0	10	8.6
vs Baylor	11/25/16	12	2	5	.400	1	11	.000	0	0	.000	0	2	2	3.0	0	0	0	1	0	0	5	8.0
PURDUE	11/30/16	10	0	3	.000	0	0	.000	0	0	.000	0	2	2	2.9	0	0	0	0	0	0	0	6.9
at Grand Canyon	12/3/16	24	4	6	.667	2	21	.000	4	41	.000	1	2	3	2.9	0	0	3	2	0	0	14	7.8
SO. ILLINOIS	12/7/16	14	1	2	.500	1	11	.000	0	0	.000	0	3	3	2.9	1	0	0	0	0	0	3	7.2
TEXAS SOUTHERN	12/10/16	18	5	8	.625	1	11	.000	2	21	.000	3	0	3	2.9	1	0	1	0	0	1	13	7.8
EASTERN KY	12/17/16	13	3	7	.429	0	1	.000	3	4	.750	1	1	2	2.8	1	0	0	0	0	0	9	7.9
KENTUCKY	12/21/16	3	0	1	.000	0	0	.000	0	0	.000	0	0	0	2.6	1	0	0	0	0	0	0	7.3
VIRGINIA	12/28/16	13	2	3	.667	0	1	.000	2	21	.000	1	3	4	2.7	0	0	0	1	0	0	6	7.2
vs Indiana	12/31/16	* 13	1	2	.500	0	0	.000	0	0	.000	0	1	1	2.6	2	0	0	2	0	0	2	6.8
at Notre Dame	1/4/17	9	1	3	.333	0	1	.000	0	0	.000	0	1	1	2.5	1	0	1	2	0	0	2	6.5
at Georgia Tech	1/7/17	19	1	7	.143	0	2	.000	2	4	.500	0	1	1	2.4	0	0	1	0	0	0	4	6.3
PITTSBURGH	1/11/17	* 9	1	3	.333	0	0	.000	0	0	.000	1	1	2	2.4	0	0	0	1	0	0	2	6.1
DUKE	1/14/17	22	2	5	.400	1	4	.250	2	21	.000	1	2	3	2.4	1	0	0	1	0	0	7	6.1
CLEMSON	1/19/17	* 22	5	8	.625	2	3	.667	2	21	.000	1	1	2	2.4	1	0	1	1	0	1	14	6.5
at Florida State	1/21/17	* 7	0	4	.000	0	1	.000	0	0	.000	0	0	0	2.3	0	0	0	1	0	0	0	6.2
at Pittsburgh	1/24/17	14	1	3	.333	0	0	.000	0	0	.000	0	1	1	2.2	1	0	2	0	0	0	2	6.0
NC STATE	1/29/17	17	2	4	.500	1	11	.000	4	41	.000	1	6	7	2.4	0	0	3	2	1	1	9	6.1
at Boston College	2/4/17	22	4	7	.571	0	0	.000	3	31	.000	0	3	3	2.4	2	0	1	0	0	1	11	6.3
at Virginia	2/6/17	* 37	8	14	.571	3	5	.600	5	6	.833	0	3	3	2.5	2	0	0	2	0	1	24	7.1

### O V.J. King Statistics

Year	GP	GS	Min	Avg	FG	FGA	Pct	3FG	3FGA	Pct	FT	FTA	Pct	OReb	DReb	Reb	Avg	PF	FO	Ast	TO	Blk	Stl	Pts	Avg
2016-17	24	5	370	15.4	55	124	.444	15	33	.455	45	53	.849	16	43	59	2.5	19	0	14	20	2	6	170	7.1
TOTAL	24	5	370	15.4	55	124	.444	15	33	.455	45	53	.849	16	43	59	2.5	19	0	14	20	2	6	170	7.1



# 1 Tony Hicks

**G 6-1 180 Gr. - Tr. South Holland, Ill. (University of Pennsylvania)**

■ Suffered a broken bone in his right hand (spiral fracture of his fourth metacarpal) at Pitt on Jan. 24 and is expected to be out 4-6 weeks. He had earned his first start of the season at Pitt, finishing with 10 points and a career-high four assists without a turnover.

■ Scored a career-best 16 points against Florida State, playing a season-high 32 minutes. His top collegiate scoring effort was 33 points against Niagara during his sophomore year at Penn (11-26-13).

■ Scored 10 points against Eastern Kentucky, connecting on 2-of-3 shots from the three-point line.

■ Graduate transfer led Penn in scoring as a sophomore and junior and earned All-Ivy League honorable mention honors during his freshman and junior years.

■ Had 54 career double-figure scoring games at Penn.

■ Totaled 1,060 career points in three seasons while starting 64 games for the Quakers. He has connected on 107-of-308 three-pointers in three seasons (347) and 78.1 percent of his free throws (217-of-278).

■ Matched a Penn single-game record with 13 assists vs. Lafayette, adding 14 points, four rebounds and four steals.

■ Has a 6-8 wingspan.

■ A member of the 2012 Parade All-America team, Hicks was the Chicago Catholic League Player of the Year as a senior at St. Rita of Cascia High School.

■ Born March 15, 1994 ... Earned a sociology degree at Penn ... Major at UofL is human resources.



## 1 Tony Hicks

Games at UofL With ...	Season	Career
Double-Figure scoring.....	3	3
6 or more rebounds.....	0	0
4 or more assists.....	1	1
A blocked shot.....	1	1
A steal.....	5	5
A three-pointer.....	4	4
20+ points.....	0	0

## 1 Tony Hicks Season/Career Highs

Points..... 16 vs. Florida State (1/21)  
 Reb. .... 4 vs. Texas Southern (12/10)  
 Asst. .... 4 vs. Pittsburgh (1/24)  
 Blocks .... 1 vs. Duke (1/14)  
 Steals .... 2 vs. Evansville (11/11)  
                     vs. Southern Illinois (12/7)  
 FGM ..... 6 vs. Florida State (1/21)  
 FGA ..... 17 vs. Florida State (1/21)  
 3FGM ..... 2 vs. Eastern Kentucky (12/17)  
 3FGA ..... 3 (4 times) *latest*: vs. Clemson (1/19)  
 FT ..... 3 vs. Florida State (1/21)  
 FTA ..... 4 vs. Florida State (1/21)

### 1 Tony Hicks Game-by-Game

Opponent	Date	GS	Min	FG			3-Point			FT			Rebounds			Avg PF	FO	A	TO	Blk	Stl	Pts	Avg
				FGA	Pct	FGA	Pct	FGA	Pct	Off	Def	Tot											
EVANSVILLE	11/11/16	18	2	5	.400	0	1	.000	0	2	.000	0	2	2	2.0	0	2	1	0	2	4	4.0	
WM. & MARY	11/14/16	12	1	9	.111	0	3	.000	2	21	.000	1	1	2	2.0	1	0	3	1	0	4	4.0	
LONG BEACH ST	11/17/16	DNP																					
vs Old Dominion	11/23/16	2	0	3	.000	0	1	.000	0	0	.000	0	0	0	1.3	0	0	0	0	0	0	2.7	
vs Wichita State	11/24/16	DNP																					
vs Baylor	11/25/16	DNP																					
PURDUE	11/30/16	13	0	0	.000	0	0	.000	0	0	.000	0	1	1	1.3	0	0	1	1	0	0	2.0	
at Grand Canyon	12/3/16	DNP																					
SO. ILLINOIS	12/7/16	14	0	3	.000	0	1	.000	2	21	.000	0	0	0	1.0	1	0	2	2	0	2	2.0	
TEXAS SOUTHERN	12/10/16	10	2	5	.400	1	3	.333	2	21	.000	1	3	4	1.5	0	0	2	1	0	1	2.8	
EASTERN KY	12/17/16	17	4	8	.500	2	3	.667	0	0	.000	0	1	1	1.4	1	0	1	4	0	10	3.9	
KENTUCKY	12/21/16	3	0	0	.000	0	0	.000	0	0	.000	0	2	2	1.5	0	0	0	0	0	0	3.4	
VIRGINIA	12/28/16	19	4	5	.800	0	1	.000	0	2	.000	0	0	0	1.3	3	0	1	3	0	1	3.9	
vs Indiana	12/31/16	3	0	2	.000	0	1	.000	0	0	.000	0	2	2	1.4	0	0	0	0	0	0	3.5	
at Notre Dame	1/4/17	2	0	0	.000	0	0	.000	0	0	.000	0	0	0	1.3	0	0	0	0	0	0	3.2	
at Georgia Tech	1/7/17	DNP																					
PITTSBURGH	1/11/17	6	1	1	1.000	0	0	.000	0	0	.000	0	1	1	1.3	1	0	0	3	0	0	3.1	
DUKE	1/14/17	5	1	2	.500	0	0	.000	0	0	.000	0	0	0	1.2	3	0	0	0	1	0	3.0	
CLEMSON	1/19/17	17	4	8	.500	1	3	.333	0	2	.000	0	3	3	1.3	1	0	0	0	0	1	3.4	
at Florida State	1/21/17	32	6	17	.353	1	2	.500	3	4	.750	0	3	3	1.4	2	0	1	1	0	16	4.3	
at Pittsburgh	1/24/17	* 20	4	5	.800	0	0	.000	2	3	.667	0	1	1	1.4	1	0	4	0	0	10	4.6	
NC STATE	1/29/17	DNP																					
at Boston College	2/4/17	DNP																					
at Virginia	2/6/17	DNP																					

### 10 Tony Hicks Statistics at Louisville

Year	GP	GS	Min	Avg	FG	FGA	Pct	3FG	3FGA	Pct	FT	FTA	Pct	OReb	DReb	Reb	Avg	PF	FO	Ast	TO	Blk	Stl	Pts	Avg
2016-17	16	1	193	12.1	29	73	.397	5	19	.263	11	19	.579	2	20	22	1.4	14	0	17	17	1	7	74	4.6
TOTAL	16	1	193	12.1	29	73	.397	5	19	.263	11	19	.579	2	20	22	1.4	14	0	17	17	1	7	74	4.6

## 4 Quentin Snider

**G 6-2 175 Jr. - 2L Louisville, Ky. (Ballard HS)**

■ Suffered a strained hip flexor in the second half against Duke on Jan. 14 and could return as soon as Feb. 11 vs. Miami. He has missed the Cardinals' last six games against Clemson, Florida State, Pittsburgh, NC State, Boston College and Virginia.

■ In his last three games before the injury, Snider has averaged 15.7 points and 6.0 assists. He has hit 12-of-24 three-pointers in UofL's five ACC games (.500), fourth best in the league.

■ Ranks third in the ACC in assists-to-turnovers ratio (2.88; 27th in the NCAA).

■ Has scored at least eight points in all but three games this season.

■ Team co-captain is the Cardinals' top returning scorer (9.4 ppg last season) for the second consecutive year.

■ Matched a career best with 22 points against Pittsburgh, adding five assists (3-of-4 three-pointers).

■ Scored a career-high 22 points against Kentucky and tied a career-high with six rebounds while dishing out five assists and collecting two steals. He was named Bluegrass Sports Commission MVP following the game. He was honored as the USBWA Oscar Robertson National Player of the Week and ACC Player of the Week for games Dec. 19-25.

■ Dished out a six assists while also scoring 13 points against Eastern Kentucky, earning Billy Minardi Classic MVP honors.

■ Named to the 2015 and 2016 All-ACC Academic Men's Basketball team, one of a league-high seven Cardinals selected for the honor.

■ His 109 assists with just 40 turnovers last season ranked him fourth in the ACC in assists-to-turnovers ratio (2.73; 43rd in the NCAA).

■ Led the Cardinals with a career-high 21 points at NC State last year while knocking down a career-high four three-pointers.

■ Handed out as many as six assists seven times, including seven assists with one turnover against No. 2/1 North Carolina.



4 Quentin Snider		
Games With ...	Season	Career
Double-Figure scoring.....	11	31
6 or more rebounds.....	2	2
4 or more assists.....	10	31
A blocked shot.....	0	1
A steal.....	8	31
A three-pointer.....	15	48
20+ points.....	2	4

■ Honored as Kentucky's Mr. Basketball as a senior, Snider is the career leader in scoring and assists (633) at Ballard. His 2,442 points passed Allan Houston and DeJuan Wheat. His 371 three-pointers rank third in state history.

■ Born Feb. 14, 1995 ... Major is communication.

### 4 Quentin Snider Season Highs

Points..... 22 vs. Kentucky (12/21)  
vs. Pittsburgh (1/11)  
Reb. .... 6 vs. Texas Southern (12/10)  
vs. Kentucky (12/21)  
Asst..... 7 vs. Georgia Tech (1/7)  
Blocks .... none  
Steals ..... 3 vs. Indiana (12/31)  
vs. Duke (1/14)  
FGM ..... 10 vs. Kentucky (12/21)  
FGA ..... 19 vs. Kentucky (12/21)  
3FGM ..... 4 vs. William & Mary (11/14)  
3FGA ..... 9 vs. William & Mary (11/14)  
FT ..... 7 vs. Old Dominion (11/23)  
FTA ..... 11 vs. Old Dominion (11/23)

### 4 Quentin Snider Career Highs

Points..... 22 vs. Kentucky (12/21/16)  
vs. Pittsburgh (1/11/17)  
Reb. .... 6 vs. Texas Southern (12/10/16)  
vs. Kentucky (12/21/16)  
Asst..... 8 vs. Grand Canyon (12/5/15)  
vs. Kennesaw St. (12/16/15)  
Blocks .... 1 vs. Michigan State (3/29/15)  
Steals ..... 3 (3 times) *latest:* vs. Duke (1/14/17)  
FGM ..... 10 vs. Kentucky (12/21/16)  
FGA ..... 19 vs. Kentucky (12/21/16)  
3FGM ..... 4 (3 times) *latest:* vs. William & Mary (11/14/16)  
3FGA ..... 9 vs. Syracuse (2/18/15)  
vs. William & Mary (11/14)  
FT ..... 7 vs. Old Dominion (11/23/16)  
FTA ..... 11 vs. Old Dominion (11/23/16)

### 4 Quentin Snider Game-by-Game

Opponent	Date	GS	Min	FG	FGA	3-Point		Pct	FT	FTA	Rebounds			Avg	PF	FO	A	TO	Blk	Stl	Pts	Avg	
						Pct	FG				FGA	Pct	Off										Def
EVANSVILLE	11/11/16	*	18	0	1	.000	0	1	.000	3	4	.750	0	2	2	2.0	3	0	3	1	0	3	3.0
WM. & MARY	11/14/16	*	26	4	11	.364	4	9	.444	1	2	.500	0	3	3	2.5	1	0	4	2	0	13	8.0
LONG BEACH ST	11/17/16	*	27	1	10	.100	0	4	.000	2	3	.667	1	1	2	2.3	0	0	5	1	0	4	6.7
vs Old Dominion	11/23/16	*	39	4	13	.308	3	6	.500	7	11	.636	0	1	1	2.0	3	0	4	2	0	18	9.5
vs Wichita State	11/24/16	*	35	5	15	.333	2	8	.250	2	21	.000	1	3	4	2.4	3	0	3	3	0	14	10.4
vs Baylor	11/25/16	*	34	6	17	.353	2	8	.250	0	0	.000	0	2	2	2.3	1	0	3	0	0	14	11.0
PURDUE	11/30/16	*	31	2	11	.182	0	4	.000	5	7	.714	1	1	2	2.3	0	0	2	2	0	9	10.7
at Grand Canyon	12/3/16	*	25	3	9	.333	1	3	.333	2	21	.000	2	1	3	2.4	4	0	4	0	0	9	10.5
SO. ILLINOIS	12/7/16	*	23	2	8	.250	2	4	.500	3	4	.750	0	1	1	2.2	0	0	4	0	0	9	10.3
TEXAS SOUTHERN	12/10/16	*	25	5	13	.385	2	5	.400	3	4	.750	1	5	6	2.6	0	0	4	1	0	15	10.8
EASTERN KY	12/17/16	*	25	5	7	.714	3	5	.600	0	0	.000	0	1	1	2.5	0	0	6	1	0	13	11.0
KENTUCKY	12/21/16	*	37	10	19	.526	2	6	.333	0	0	.000	2	4	6	2.8	3	0	5	3	0	22	11.9
VIRGINIA	12/28/16	*	23	2	5	.400	1	2	.500	3	6	.500	1	0	1	2.6	2	0	1	0	0	8	11.6
vs Indiana	12/31/16	*	36	2	8	.250	1	4	.250	2	21	.000	0	1	1	2.5	1	0	3	3	0	7	11.3
at Notre Dame	1/4/17	*	32	4	10	.400	3	7	.429	1	2	.500	1	0	1	2.4	3	0	3	0	0	12	11.3
at Georgia Tech	1/7/17	*	39	4	10	.400	2	3	.667	2	21	.000	2	1	3	2.4	1	0	7	2	0	2	11.4
PITTSBURGH	1/11/17	*	33	7	11	.636	3	4	.750	5	6	.833	2	1	3	2.5	1	0	5	2	0	22	12.0
DUKE	1/14/17	*	35	5	14	.357	3	8	.375	0	0	.000	2	3	5	2.6	0	0	6	2	0	3	12.1
CLEMSON	1/19/17	DNP																					
at Florida State	1/21/17	DNP																					
at Pittsburgh	1/24/17	DNP																					
NC STATE	1/29/17	DNP																					
at Boston College	2/4/17	DNP																					
at Virginia	2/6/17	DNP																					


### 4 Quentin Snider Statistics

Year	GP	GS	Min	Avg	FG	FGA	Pct	3FG	3FGA	Pct	FT	FTA	Pct	OReb	DReb	Reb	Avg	PF	FO	Ast	TO	Blk	Stl	Pts	Avg
2014-15	36	10	589	16.4	53	152	.349	19	67	.284	21	38	.553	9	49	58	1.6	43	0	47	29	1	11	146	4.1
2015-16	31	24	861	27.8	103	256	.402	40	99	.404	45	60	.750	23	47	70	2.3	60	1	109	40	0	25	291	9.4
2016-17	18	18	543	30.2	71	192	.370	34	91	.374	41	57	.719	16	31	47	2.6	26	0	72	25	0	14	217	12.1
TOTAL	85	52	1993	23.4	227	600	.378	93	257	.362	107	155	.690	48	127	175	2.1	129	1	228	94	1	50	654	7.7

# 5 Matz Stockman

**C 7-0 240 Jr. - 2L Oslo, Norway (Canarias Basketball Academy)**

- First name is pronounced Motts.
- Suffered a concussion in practice on Jan. 2, missing the Cardinals' games at Notre Dame and Georgia Tech. He has returned, logging short appearances in four of the last five games.
- Averaged 13.3 minutes of action in the three games Anas Mahmoud missed with a concussion in December. He averaged 8.0 points and 3.3 rebounds in those three games.
- Scored a career-high 10 points at Grand Canyon, finishing the game 3-of-3 from the field and 4-of-5 from the foul line. He scored all of his points in the first half when three other front line players had each picked up two fouls.
- Scored in 16 of his 23 appearances as a sophomore.
- Scored a career-high eight points against Kennesaw State while grabbing a career-high five rebounds.
- One of four players on the Cardinals' roster with international ties.
- Has a 7-6 wingspan.
- Attended and played basketball at the Canarias Basketball Academy in Gran Canaria in Spain's Canary Islands during the 2013-14 season.
- Played handball and soccer (goalie) in high school.
- Stockman and fellow junior Anas Mahmoud are the first seven-footers to play for the Cardinals since Felton Spencer, a 7-0 center from Louisville (1986-90).
- Born Jan. 30, 1995 ... Major is sport administration.



5 Matz Stockman		
Games With ...	Season	Career
Double-Figure scoring.....	1	1
6 or more rebounds.....	0	0
4 or more assists.....	0	0
A blocked shot.....	2	9
A steal.....	2	4
A three-pointer.....	0	0
20+ points.....	0	0

## 5 Matz Stockman Season Highs

- Points..... 10 vs. Grand Canyon (12/3)
- Reb. .... 5 vs. Texas Southern (12/10)
- Asst..... 1 (3 times)  
*latest:* vs. Texas Southern (12/10)
- Blocks .... 1 vs. Long Beach St. (11/17)  
vs. Southern Illinois (12/7)
- Steals ..... 1 vs. Southern Illinois (12/7)  
vs. Texas Southern (12/10)
- FGM ..... 3 vs. Grand Canyon (12/3)  
vs. Southern Illinois (12/7)
- FGA ..... 5 vs. Texas Southern (12/10)
- 3FGM ..... none
- 3FGA ..... none
- FT..... 4 vs. Grand Canyon (12/3)
- FTA..... 5 vs. Grand Canyon (12/3)

## 5 Matz Stockman Career Highs

- Points..... 10 vs. Grand Canyon (12/3/16)
- Reb. .... 5 (3 times) *latest:* vs. Texas South. (12/10/16)
- Asst..... 1 (8 times) *latest:* vs. Texas South. (12/10/16)
- Blocks .... 2 (3 times) *latest:* vs. UMKC (12/22/15)
- Steals ..... 1 (8 times) *latest:* vs. Texas South. (12/10/16)
- FGM ..... 4 vs. Kennesaw St. (12/16/15)
- FGA ..... 6 vs. Syracuse (2/17/16)
- 3FGM ..... none
- 3FGA ..... none
- FT..... 4 vs. Grand Canyon (12/3/16)
- FTA..... 6 vs. Utah Valley (12/23/15)

### 5 Matz Stockman Game-by-Game

Opponent	Date	GS	Min	FG	FGA	3-Point			Pct	FT	FTA	Rebounds			Avg	PF	FO	A	TO	Blk	Stl	Pts	Avg
						Pct	FG	FGA				Pct	Off	Def									
EVANSVILLE	11/11/16	3	2	3	.667	0	0	.000	0	2	.000	2	0	2	2.0	1	0	0	0	0	0	4	4.0
WM. & MARY	11/14/16	1	0	0	.000	0	0	.000	0	0	.000	0	1	1	1.5	0	0	0	0	0	0	0	2.0
LONG BEACH ST	11/17/16	3	0	0	.000	0	0	.000	0	0	.000	0	1	1	1.3	0	0	1	1	1	0	0	1.3
vs Old Dominion	11/23/16	3	0	0	.000	0	0	.000	0	0	.000	0	1	1	1.3	1	0	0	0	0	0	0	1.0
vs Wichita State	11/24/16	3	0	0	.000	0	0	.000	0	0	.000	0	1	1	1.2	0	0	0	0	0	0	0	0.8
vs Baylor	11/25/16	1	0	1	.000	0	0	.000	1	2	.500	1	0	1	1.2	1	0	0	0	0	0	1	0.8
PURDUE	11/30/16	1	0	0	.000	0	0	.000	0	0	.000	0	0	0	1.0	0	0	0	0	0	0	0	0.7
at Grand Canyon	12/3/16	15	3	3	1.000	0	0	.000	4	5	.800	1	2	3	1.3	1	0	0	1	0	0	10	1.9
SO. ILLINOIS	12/7/16	16	3	4	.750	0	0	.000	1	2	.500	2	0	2	1.3	2	0	1	3	1	1	7	2.4
TEXAS SOUTHERN	12/10/16	9	2	5	.400	0	0	.000	3	4	.750	4	1	5	1.7	2	0	1	1	0	1	7	2.9
EASTERN KY	12/17/16	4	0	0	.000	0	0	.000	0	0	.000	1	2	3	1.8	0	0	0	0	0	0	0	2.6
KENTUCKY	12/21/16	DNP																					
VIRGINIA	12/28/16	DNP																					
vs Indiana	12/31/16	1	0	0	.000	0	0	.000	0	0	.000	0	0	0	1.7	1	0	0	0	0	0	0	2.4
at Notre Dame	1/4/17	DNP																					
at Georgia Tech	1/7/17	DNP																					
PITTSBURGH	1/11/17	DNP																					
DUKE	1/14/17	DNP																					
CLEMSON	1/19/17	DNP																					
at Florida State	1/21/17	1	0	0	.000	0	0	.000	0	0	.000	0	0	0	1.5	2	0	0	0	0	0	0	2.2
at Pittsburgh	1/24/17	7	1	1	1.000	0	0	.000	0	0	.000	1	0	1	1.5	4	0	0	1	0	0	2	2.2
NC STATE	1/29/17	2	0	0	.000	0	0	.000	0	0	.000	0	0	0	1.4	0	0	0	0	0	0	0	2.1
at Boston College	2/4/17	DNP																					
at Virginia	2/6/17	2	0	0	.000	0	0	.000	0	0	.000	0	0	0	1.3	1	0	0	0	0	0	0	1.9

### 5 Matz Stockman Statistics

Year	GP	GS	Min	Avg	FG	FGA	Pct	3FG	3FGA	Pct	FT	FTA	Pct	OReb	DReb	Reb	Avg	PF	FO	Ast	TO	Blk	Stl	Pts	Avg
2014-15	4	0	22	5.5	2	5	.400	0	0	.000	0	2	.000	2	9	11	2.8	6	0	1	3	4	2	4	1.0
2015-16	23	0	142	6.2	26	47	.553	0	0	.000	10	21	.476	20	19	39	1.7	27	0	4	7	8	1	62	2.7
2016-17	15	0	70	4.7	11	17	.647	0	0	.000	9	15	.600	12	9	21	1.4	15	0	3	7	2	2	31	2.1
TOTAL	42	0	234	5.6	39	69	.565	0	0	.000	19	38	.500	34	37	71	1.7	48	0	8	17	14	5	97	2.3



# 10 Jaylen Johnson

**F 6-9 225 So. - 1L Ypsilanti, Mich. (Ypsilanti HS)**

■ Ranks 17th in the ACC in rebounding (6.2 per game). He is eighth in the ACC and is 89th nationally in offensive rebounds (2.75).

■ Had 12 points, 10 rebounds and two steals against Clemson, his third double-double of the season and his career, and first in 17 games.

■ Totalled 14 points and six rebounds against No. 6 Kentucky. He had 13 points and seven rebounds against No. 16 Indiana.

■ Has produced double-doubles in three games and missed two others by one rebound or one point. He had scored in double figures twice in his career entering the season and the three double-doubles are his first.

■ Blocked a career-high six shots against Southern Illinois, adding nine points and 10 rebounds.

■ Concentrated on improving his conditioning in the off-season.

■ Starter at power forward for the Cardinals in 22 games as a sophomore, including 18 of the last 19.

■ A finalist for the 2014 Hal Schram Mr. Basketball award in Michigan, Johnson was a first team all-state selection and was the *Ann Arbor News* Washtenaw County Player of the Year

■ His mother Janetta Johnson played for Wisconsin and professionally in Portugal. Her 130 blocked shots in 1988-89 is the Badgers' single-season record. She moved to Louisville in 2014 from Michigan.

■ Born Aug. 7, 1996 ... Major is communication.



## 10 Jaylen Johnson

Games With ...	Season	Career
Double-Figure scoring....	10	12
6 or more rebounds.....	14	20
4 or more assists.....	0	0
A blocked shot.....	8	20
A steal.....	11	24
A three-pointer.....	1	4
20+ points.....	0	0

## 10 Jaylen Johnson Season Highs

Points..... 19 vs. Evansville (11/11)  
 Reb. .... 14 vs. Evansville (11/11)  
 Asst..... 2 (3 times) *latest:* vs. Clemson (1/19)  
 Blocks.... 6 vs. Southern Illinois (12/7)  
 Steals.... 2 vs. Clemson (1/19)  
 FGM ..... 9 vs. Evansville (11/11)  
 FGA ..... 11 (3 times) *latest:* vs. Kentucky (12/21)  
 3FGM ..... 1 vs. Evansville (11/11)  
 3FGA ..... 1 (3 times) *latest:* vs. Old Dominion (11/23)  
 FT..... 6 vs. Eastern Kentucky (12/17)  
 FTA..... 7 vs. Southern Illinois (12/7)

## 10 Jaylen Johnson Career Highs

Points..... 19 vs. Evansville (11/11/16)  
 Reb. .... 14 vs. Evansville (11/11/16)  
 Asst..... 3 vs. Virginia Tech (1/27/16)  
 Blocks.... 6 vs. Southern Illinois (12/7/16)  
 Steals.... 2 vs. Clemson (1/19/17)  
 FGM ..... 9 vs. Evansville (11/11/16)  
 FGA ..... 11 (4 times) *latest:* vs. Kentucky (12/21/16)  
 3FGM ..... 1 (4 times) *latest:* vs. Evansville (11/11/16)  
 3FGA ..... 3 vs. Grand Canyon (12/5/15)  
 FT..... 6 vs. Eastern Kentucky (12/17/16)  
 FTA..... 7 vs. Southern Illinois (12/7/16)

### 10 Jaylen Johnson Game-by-Game

Opponent	Date	GS	Min	FG FGA	Pct	3-Point			FT FTA	Pct	Rebounds			Avg	PF	FO	A	TO	Blk	Stl	Pts	Avg	
						FG	FGA	Pct			Off	Def	Tot										
EVANSVILLE	11/11/16	*	24	9	11	.818	1	11	0	0	2	7	7	14	14.0	0	0	1	3	3	0	19.0	
WM. & MARY	11/14/16	*	25	5	8	.625	0	0	.000	3	4	7	5	4	9	11.5	3	0	0	1	0	1	13.0
LONG BEACH ST	11/17/16	*	18	7	11	.636	0	1	.000	0	2	4	7	11	11.3	2	0	0	1	1	0	14.5	
vs Old Dominion	11/23/16	*	28	2	4	.500	0	1	.000	2	5	4	8	12	11.5	3	0	2	2	0	0	6.3	
vs Wichita State	11/24/16	*	14	0	1	.000	0	0	.000	1	2	1	5	6	10.4	3	0	0	0	0	0	1.0	
vs Baylor	11/25/16	*	29	5	9	.556	0	0	.000	0	0	5	1	6	9.7	2	0	0	1	0	0	10.5	
PURDUE	11/30/16	*	13	3	5	.600	0	0	.000	0	0	2	0	2	8.6	2	0	0	0	0	1	6.9	
at Grand Canyon	12/3/16	*	16	2	5	.400	0	0	.000	1	2	1	3	4	8.0	2	0	1	3	0	0	5.9	
SO. ILLINOIS	12/7/16	*	25	3	4	.750	0	0	.000	3	7	5	5	10	8.2	2	0	0	3	6	1	9.2	
TEXAS SOUTHERN	12/10/16	*	23	5	8	.625	0	0	.000	1	2	6	2	8	8.2	2	0	0	2	2	1	11.9	
EASTERN KY	12/17/16	*	17	2	3	.667	0	0	.000	6	6	3	4	7	8.1	4	0	0	1	1	0	10.5	
KENTUCKY	12/21/16	*	26	7	11	.636	0	0	.000	0	1	3	3	6	7.9	3	0	0	1	1	1	14.9	
VIRGINIA	12/28/16	*	17	2	4	.500	0	0	.000	0	0	3	0	3	7.5	2	0	0	1	0	1	4.9	
vs Indiana	12/31/16		28	5	5	1.000	0	0	.000	3	4	4	3	7	7.5	2	0	2	3	1	0	13.9	
at Notre Dame	1/4/17		16	1	2	.500	0	0	.000	3	4	1	3	4	7.3	4	0	0	1	0	0	5.9	
at Georgia Tech	1/7/17		8	0	0	.000	0	0	.000	0	0	0	1	1	6.9	3	0	0	2	1	0	0.8	
PITTSBURGH	1/11/17		15	2	6	.333	0	0	.000	0	0	1	3	4	6.7	4	0	1	0	0	1	4.8	
DUKE	1/14/17		16	0	3	.000	0	0	.000	0	0	2	1	3	6.5	1	0	2	1	0	0	8.0	
CLEMSON	1/19/17	*	27	4	6	.667	0	0	.000	4	5	3	7	10	6.7	2	1	2	0	0	2	12.8	
at Florida State	1/21/17	*	16	4	5	.800	0	0	.000	2	2	0	1	1	6.4	5	1	0	2	0	1	10.8	
at Pittsburgh	1/24/17	*	21	2	6	.333	0	0	.000	3	4	3	8	11	6.6	2	0	1	1	0	0	7.8	
NC STATE	1/29/17	*	24	2	4	.500	0	0	.000	2	3	2	1	3	6.5	1	0	0	2	0	1	6.8	
at Boston College	2/4/17	*	22	3	3	1.000	0	0	.000	3	5	1	6	7	6.5	1	0	1	1	0	0	9.8	
at Virginia	2/6/17	*	24	2	4	.500	0	0	.000	0	0	0	0	0	6.2	2	0	1	0	0	1	4.8	

### 10 Jaylen Johnson Statistics

Year	GP	GS	Min	Avg	FG	FGA	Pct	3FG	3FGA	Pct	FT	FTA	Pct	OReb	DReb	Reb	Avg	PF	FO	Ast	TO	Blk	Stl	Pts	Avg
2014-15	23	0	106	4.6	13	27	.481	1	1	1.000	2	5	.400	13	16	29	1.3	20	0	2	6	3	4	29	1.3
2015-16	31	22	541	17.5	70	151	.464	2	10	.200	14	26	.538	50	59	109	3.5	61	0	14	17	10	10	156	5.0
2016-17	24	19	492	20.5	77	128	.602	1	3	.333	37	60	.617	66	83	149	6.2	57	2	14	32	16	12	192	8.0
TOTAL	78	41	1139	14.6	160	306	.523	4	14	.286	53	91	.582	129	158	287	3.7	138	2	30	55	29	26	377	4.8

# 11 Jay Henderson

**G 6-4 180 So. - 1L Orlando, Fla. (Lake Highland Prep)**

- Made his first shot of the season, a three-pointer vs. William & Mary.
- Has played in 13 games this season, including seven of the last nine.
- Saw action in 11 games as a freshman.
- Walk-on who transferred to UofL from St. John's, where he attended college in 2014-15 but did not play basketball there his freshman year.
- Averaged 13.1 points, 3.3 rebounds, 1.7 assists and 1.5 steals as a senior in 2013-14 in helping Lakeland Prep (28-4) win its second straight Florida Class 4A state championship.
- Twice honored on the state all-tournament team, he scored over 1,100 points in his final three seasons at Lake Highland.
- His father Jay played basketball at Penn State (1986-90), where he received the team's Dave Phillips Memorial Unsung Hero Award.
- Born April 8, 1995 ... Major is business marketing.



11 Jay Henderson		
Games With ...	Season	Career
Double-Figure scoring.....	0	0
6 or more rebounds.....	0	0
4 or more assists.....	0	0
A blocked shot.....	0	0
A steal.....	3	4
A three-pointer.....	1	2
20+ points.....	0	0

## 11 Jay Henderson Game-by-Game

Opponent	Date	GS	Min	FG	FGA	Pct	3-Point			Rebounds			Avg	PF	FO	A	TO	Blk	Stl	Pts	Avg	
							FG	FGA	Pct	Off	Def	Tot										
EVANSVILLE	11/11/16	3	0	0	.000	0	0	.000	0	0	0	0.0	0	0	0	0	0	0	0	0	0.0	
WM. & MARY	11/14/16	1	1	1	1.000	1	1	1.000	0	0	0	0.0	3	0	0	0	0	0	3	1.5		
LONG BEACH ST	11/17/16	5	0	2	.000	0	1	.000	2	21	0.000	0	0	0	0.0	1	0	1	0	1	2	1.7
vs Old Dominion	11/23/16	DNP																				
vs Wichita State	11/24/16	DNP																				
vs Baylor	11/25/16	1	0	0	.000	0	0	.000	0	0	.000	0	0	0	0.0	0	0	0	0	0	0	1.3
PURDUE	11/30/16	DNP																				
at Grand Canyon	12/3/16	DNP																				
SO. ILLINOIS	12/7/16	DNP																				
TEXAS SOUTHERN	12/10/16	3	1	1	1.000	0	0	.000	0	0	.000	0	0	0	0.0	0	0	0	0	1	2	1.4
EASTERN KY	12/17/16	1	0	0	.000	0	0	.000	0	0	.000	0	0	0	0.0	0	0	1	0	1	0	1.2
KENTUCKY	12/21/16	DNP																				
VIRGINIA	12/28/16	DNP																				
vs Indiana	12/31/16	DNP																				
at Notre Dame	1/4/17	DNP																				
at Georgia Tech	1/7/17	2	0	0	.000	0	0	.000	0	0	.000	0	1	1	0.1	0	0	0	1	0	0	1.0
PITTSBURGH	1/11/17	0	0	0	.000	0	0	.000	0	0	.000	0	0	0	0.1	0	0	0	0	0	0	0.9
DUKE	1/14/17	DNP																				
CLEMSON	1/19/17	1	0	1	.000	0	1	.000	0	0	.000	0	0	0	0.1	0	0	0	0	0	0	0.8
at Florida State	1/21/17	DNP																				
at Pittsburgh	1/24/17	5	1	4	.250	0	2	.000	2	21	0.000	0	1	1	0.2	0	0	0	0	0	4	1.1
NC STATE	1/29/17	1	0	0	.000	0	0	.000	0	0	.000	0	0	0	0.2	0	0	0	0	0	0	1.0
at Boston College	2/4/17	1	1	2	.500	0	1	.000	0	0	.000	0	0	0	0.2	0	0	0	0	0	2	1.1
at Virginia	2/6/17	3	0	2	.000	0	1	.000	0	0	.000	0	0	0	0.2	1	0	0	0	0	0	1.0

## 11 Jay Henderson Statistics

Year	GP	GS	Min	Avg	FG	FGA	Pct	3FG	3FGA	Pct	FT	FTA	Pct	OReb	DReb	Reb	Avg	PF	FO	Ast	TO	Blk	Stl	Pts	Avg
2015-16	11	0	23	2.1	1	7	.143	1	4	.250	0	0	.000	0	2	2	0.2	2	0	2	1	0	2	3	0.3
2016-17	13	0	27	2.1	4	13	.308	1	7	.143	4	4	1.000	0	2	2	0.2	5	0	2	1	0	3	13	1.0
TOTAL	24	0	50	2.1	5	20	.250	2	11	.182	4	4	1.000	0	4	4	0.2	7	0	4	2	0	5	16	0.7

## 11 Jay Henderson Season Highs

- Points..... 4 vs. Pittsburgh (1/24)
- Reb. .... 1 vs. Georgia Tech (1/7)  
vs. Pittsburgh (1/24)
- Asst..... 1 vs. Long Beach St. (11/17)  
vs. Eastern Kentucky (12/17)
- Blocks .... none
- Steals ..... 1 (3 times) *latest:* vs. Eastern Ky. (12/17)
- FGM ..... 1 (4 times) *latest:* vs. Boston College (2/4)
- FGA ..... 4 vs. Pittsburgh (1/24)
- 3FGM ..... 1 vs. William & Mary (11/14)
- 3FGA ..... 2 vs. Pittsburgh (1/24)
- FT..... 2 vs. Long Beach St. (11/17)  
vs. Pittsburgh (1/24)
- FTA..... 2 vs. Long Beach St. (11/17)  
vs. Pittsburgh (1/24)

## 11 Jay Henderson Career Highs

- Points..... 4 vs. Pittsburgh (1/24/17)
- Reb. .... 1 (4 times) *latest:* vs. Pittsburgh (1/24/17)
- Asst..... 1 (4 times) *latest:* vs. Eastern Ky. (12/17/16)
- Blocks .... none
- Steals ..... 2 vs. Kennesaw St. (12/16/15)
- FGM ..... 1 (3 times) *latest:* vs. Pittsburgh (1/24/17)
- FGA ..... 4 vs. Pittsburgh (1/24/17)
- 3FGM ..... 1 vs. Kennesaw St. (12/16/15)  
vs. William & Mary (11/14/16)
- 3FGA ..... 2 (3 times) *latest:* vs. Pittsburgh (1/24/17)
- FT..... 2 vs. Long Beach St. (11/17/16)  
vs. Pittsburgh (1/24/17)
- FTA..... 2 vs. Long Beach St. (11/17/16)  
vs. Pittsburgh (1/24/17)

# 12 Mangok Mathiang

**F/C 6-10 220 Sr. - 3L Melbourne, Australia (IMG Academy)**

- Name is pronounced MANG-go, with a silent "K"; MATH-ee-ang.
- Before missing the Cards' last game at Virginia for breaking curfew, he had averaged 12.8 points and 7.8 rebounds over the previous five games.
- Recorded a double-double against Florida State -- his first of the season and second of his career -- tying a career-high with 13 rebounds while adding 13 points, two blocks and a steal.
- Scored a season-high 16 points against Boston College along with four rebounds and two steals.
- Starter at center in the first 13 games of the season.
- Ranks 18th in the ACC in rebounding (6.2 rpg).
- Graduated with a bachelor's degree in communication on Dec. 15 and is taking graduate classes this semester.
- Scored a season-high 15 points against Southern Illinois, scoring the first seven points of the game.
- Matched a career-high with five blocked shots against William & Mary
- Nominee for the Allstate NABC Good Works Team, which highlights community service and leadership.
- Averaged 7.1 points and 5.7 rebounds over the first 10 games of last season prior to breaking a bone in his left foot against Western Kentucky on Dec. 19, ending his season.
- Named to the 2015 and 2016 All-ACC Academic Men's Basketball team.
- Ranked sixth in the ACC in blocks as a sophomore (1.4 bpg).
- Led the 23-team 2015 World University Games in rebounding and finished tied for eighth in scoring, producing five double-doubles. He started all eight games for Australia, averaging 13.5 points and 10.3 rebounds.
- Born Oct. 8, 1992 ... Major is communication with a minor in marketing.



12 Mangok Mathiang		
Games With ...	Season Career	
Double-Figure scoring.....	9	13
6 or more rebounds.....	12	36
4 or more assists.....	1	1
A blocked shot.....	12	71
A steal.....	8	37
A three-pointer.....	0	0
20+ points.....	0	0

## 12 Mangok Mathiang Season Highs

- Points..... 16 vs. Boston College (2/4)
- Reb. .... 13 vs. Eastern Kentucky (12/17)  
vs. Florida State (1/21)
- Asst..... 4 vs. Eastern Kentucky (12/17)
- Blocks .... 5 vs. William & Mary (11/14)
- Steals ..... 2 vs. Long Beach St. (11/17)  
vs. Boston College (2/4)
- FGM ..... 7 vs. NC State (1/29)  
vs. Boston College (2/4)
- FGA ..... 11 vs. Purdue (11/30)  
vs. Boston College (2/4)
- 3FGM ..... none
- 3FGA ..... none
- FT..... 6 vs. Old Dominion (11/23)
- FTA..... 9 vs. Old Dominion (11/23)

## 12 Mangok Mathiang Career Highs

- Points..... 17 vs. Saint Louis (11/28/15)
- Reb. .... 13 vs. Saint Louis (11/28/15)  
vs. Eastern Kentucky (12/17/16)  
vs. Florida State (1/21/17)
- Asst..... 4 vs. Eastern Kentucky (12/17/16)
- Blocks .... 5 vs. NC State (2/14/15)  
vs. William & Mary (11/14)
- Steals ..... 3 vs. Cal State Northridge (12/23/14)
- FGM ..... 7 vs. NC State (1/29/17)
- FGA ..... 11 vs. Purdue (11/30/16)
- 3FGM ..... none
- 3FGA ..... none
- FT..... 6 vs. Old Dominion (11/23/16)
- FTA..... 9 vs. Old Dominion (11/23/16)

### 12 Mangok Mathiang Game-by-Game

Opponent	Date	GS	Min	FG	FGA	3-Point			FT	FTA	Pct	Rebounds			PF	FO	A	TO	Blk	Stl	Pts	Avg		
						Pct	FG	FGA				Off	Def	Tot										
EVANSVILLE	11/11/16	*	20	4	10	.400	0	0	.000	1	2	.500	4	3	7	7.0	2	0	0	1	2	0	9	9.0
WM. & MARY	11/14/16	*	23	1	2	.500	0	0	.000	1	6	.167	2	8	10	8.5	1	0	2	0	5	0	3	6.0
LONG BEACH ST	11/17/16	*	17	3	7	.429	0	0	.000	5	51	0.000	5	2	7	8.0	3	0	0	2	0	2	11	7.7
vs Old Dominion	11/23/16	*	25	3	6	.500	0	0	.000	6	9	.667	1	4	5	7.3	5	1	0	5	0	0	12	8.8
vs Wichita State	11/24/16	*	6	0	1	.000	0	0	.000	1	2	.500	0	2	2	6.2	4	0	0	1	0	0	1	7.2
vs Baylor	11/25/16	*	19	0	3	.000	0	0	.000	0	0	.000	3	2	5	6.0	3	0	1	0	1	1	0	6.0
PURDUE	11/30/16	*	25	5	11	.455	0	0	.000	1	2	.500	2	6	8	6.3	3	0	1	2	0	1	11	6.7
at Grand Canyon	12/3/16	*	20	1	4	.250	0	0	.000	1	2	.500	4	4	8	6.5	4	0	1	1	2	1	3	6.3
SO. ILLINOIS	12/7/16	*	22	6	9	.667	0	0	.000	3	4	.750	2	4	6	6.4	1	0	0	1	1	0	15	7.2
TEXAS SOUTHERN	12/10/16	*	22	3	4	.750	0	0	.000	4	5	.800	4	4	8	6.6	2	0	1	1	1	0	10	7.5
EASTERN KY	12/17/16	*	20	0	3	.000	0	0	.000	0	0	.000	5	8	13	7.2	3	0	4	1	2	0	0	6.8
KENTUCKY	12/21/16	*	25	0	2	.000	0	0	.000	0	0	.000	1	4	5	7.0	4	0	0	2	2	0	0	6.3
VIRGINIA	12/28/16	*	15	0	0	.000	0	0	.000	0	0	.000	1	4	5	6.8	1	0	1	2	0	1	0	5.8
vs Indiana	12/31/16		6	0	0	.000	0	0	.000	1	2	.500	0	1	1	6.4	3	0	0	0	0	0	1	5.4
at Notre Dame	1/4/17		13	2	3	.667	0	0	.000	0	0	.000	2	1	3	6.2	1	0	0	1	0	1	4	5.3
at Georgia Tech	1/7/17		21	2	8	.250	0	0	.000	3	4	.750	2	4	6	6.2	3	0	0	1	3	0	7	5.4
PITTSBURGH	1/11/17		18	2	4	.500	0	0	.000	1	11	0.000	1	2	3	6.0	4	0	0	1	3	0	5	5.4
DUKE	1/14/17		14	3	3	1.000	0	0	.000	1	2	.500	0	1	1	5.7	2	0	0	0	0	0	7	5.5
CLEMSON	1/19/17		22	6	9	.667	0	0	.000	0	1	.000	5	3	8	5.8	3	0	0	2	2	0	12	5.8
at Florida State	1/21/17		33	5	6	.833	0	0	.000	3	6	.500	7	6	13	6.2	2	0	1	1	2	1	13	6.2
at Pittsburgh	1/24/17		17	3	7	.429	0	0	.000	3	4	.750	3	6	9	6.3	3	0	1	0	0	0	9	6.3
NC STATE	1/29/17		25	7	9	.778	0	0	.000	0	0	.000	2	3	5	6.3	2	0	1	0	0	0	14	6.7
at Boston College	2/4/17		24	7	11	.636	0	0	.000	2	21	0.000	0	4	4	6.2	2	0	1	2	0	2	16	7.1
at Virginia	2/6/17		DNP																					

### 12 Mangok Mathiang Statistics

Year	GP	GS	Min	Avg	FG	FGA	Pct	3FG	3FGA	Pct	FT	FTA	Pct	OReb	DReb	Reb	Avg	PF	FO	Ast	TO	Blk	Stl	Pts	Avg
2013-14	37	14	545	14.7	47	89	.528	0	0	.000	39	63	.619	68	64	132	3.6	64	1	15	24	51	13	133	3.6
2014-15	34	9	635	18.7	31	80	.388	0	0	.000	26	54	.481	80	79	159	4.7	82	3	16	26	47	19	88	2.6
2015-16	10	2	188	18.8	27	48	.563	0	0	.000	17	29	.586	26	31	57	5.7	22	0	5	11	12	7	71	7.1
2016-17	23	13	452	19.7	63	122	.516	0	0	.000	37	59	.627	56	86	142	6.2	61	1	15	27	26	10	163	7.1
TOTAL	104	38	1820	17.5	168	339	.496	0	0	.000	119	205	.580	230	260	490	4.7	229	5	51	88	136	49	455	4.4



# 13 Ray Spalding

F 6-10 215 So. - 1L Louisville, Ky. (Trinity HS)



- Fifteenth in the ACC in rebounding in conference games (6.4).
- Has grabbed at least four rebounds in 19 games and has six double-figure scoring efforts.
- Tied his career-high with 12 rebounds against Georgia Tech while scoring six points, blocking two shots and collecting two steals in 26 minutes played. He has started five games this season.
- Third on the team lead in field goal percentage (.585).
- Scored a season-high 14 points against Grand Canyon, including 12 in the second half.
- Matched a career-best with three assists vs. Long Beach State, adding 10 points, six rebounds, two blocked shots and two steals.
- Finished his freshman season averaging 5.6 points and 4.3 rebounds per game as a valuable reserve and a starter in six games. He was second on the team with 22 dunks.
- 2016 All-ACC Academic Men's Basketball team selection.
- His 7-6 wingspan aids him in leading the team in deflections in nearly every practice.
- Two-time first team all-state selection who led Trinity to a 24-6 record as a senior and a 118-21 record in his 4 years.
- His uncle Manuel Forrest played for Louisville (1981-82, 1983-85), who averaged 12.8 points and 5.0 rebounds his senior year with the Cardinals.
- Born March 11, 1997 ... Major is undecided.

13 Ray Spalding		
Games With ...	Season	Career
Double-Figure scoring.....	6	10
6 or more rebounds.....	11	19
4 or more assists.....	0	0
A blocked shot.....	15	27
A steal.....	11	28
A three-pointer.....	0	1
20+ points.....	0	0

## 13 Ray Spalding Season Highs

- Points..... 14 vs. Grand Canyon (12/3)
- Reb..... 12 vs. Georgia Tech (1/7)
- Asst..... 3 vs. Long Beach St. (11/17)  
vs. Grand Canyon (12/3)
- Blocks..... 4 vs. Eastern Kentucky (12/17)
- Steals..... 2 (4 times) *latest:* vs. Georgia Tech (1/7)
- FGM..... 5 vs. William & Mary (11/14)  
vs. Purdue (11/30)
- FGA..... 7 vs. Eastern Kentucky (12/17)
- 3FGM..... none
- 3FGA..... 1 (3 times) *latest:* vs. Baylor (11/25)
- FT..... 5 vs. Duke (1/14)
- FTA..... 7 vs. Duke (1/14)

## 13 Ray Spalding Career Highs

- Points..... 18 vs. North Florida (11/21/15)
- Reb..... 12 vs. North Florida (11/21/15)  
vs. Georgia Tech (1/7/17)
- Asst..... 3 (3 times) *latest:* vs. Grand Canyon (12/3/16)
- Blocks..... 4 vs. Eastern Kentucky (12/17/16)
- Steals..... 4 vs. North Florida (11/21/15)
- FGM..... 8 vs. North Florida (11/21/15)
- FGA..... 10 vs. North Florida (11/21/15)  
vs. Virginia (1/30/16)
- 3FGM..... 1 vs. Duke (2/20/16)
- 3FGA..... 1 (5 times) *latest:* vs. Baylor (11/25/16)
- FT..... 5 vs. Duke (1/14/17)
- FTA..... 7 vs. Duke (1/14/17)

### 13 Ray Spalding Game-by-Game

Opponent	Date	GS	Min	FG	FGA	3-Point			FT	FTA	Rebounds			Avg PF	FO	A	TO	Blk	Stl	Pts	Avg		
						Pct	FG	FGA			Pct	Off	Def									Tot	
EVANSVILLE	11/11/16	15	1	4	.250	0	1	.000	0	0	.000	1	3	4	4.0	5	1	1	1	1	2	2.0	
WM. & MARY	11/14/16	16	5	6	.833	0	0	.000	0	1	.000	1	3	4	4.0	4	0	0	1	1	1	10	6.0
LONG BEACH ST	11/17/16	21	4	6	.667	0	0	.000	2	4	.500	5	1	6	4.7	2	0	3	1	2	2	10	7.3
vs Old Dominion	11/23/16	15	2	3	.667	0	1	.000	1	2	.500	2	3	5	4.8	5	1	0	0	2	0	5	6.8
vs Wichita State	11/24/16	25	2	5	.400	0	0	.000	0	0	.000	3	6	9	5.6	3	0	1	1	2	0	4	6.2
vs Baylor	11/25/16	16	3	6	.500	0	1	.000	0	0	.000	2	2	4	5.3	1	0	0	0	0	0	6	6.2
PURDUE	11/30/16	26	5	5	1.000	0	0	.000	1	2	.500	1	8	9	5.9	3	0	1	2	1	0	11	6.9
at Grand Canyon	12/3/16	27	5	7	.714	0	0	.000	4	41.000	0	3	3	5.5	4	0	3	1	1	0	14	7.8	
SO. ILLINOIS	12/7/16	17	3	3	1.000	0	0	.000	2	21.000	1	3	4	5.3	1	0	0	1	0	2	8	7.8	
TEXAS SOUTHERN	12/10/16	6	0	0	.000	0	0	.000	2	21.000	0	0	0	4.8	5	1	0	1	0	0	2	7.2	
EASTERN KY	12/17/16	23	4	7	.571	0	0	.000	0	2	.000	0	5	5	4.8	0	0	1	1	4	2	8	7.3
KENTUCKY	12/21/16	13	1	2	.500	0	0	.000	4	41.000	2	5	7	5.0	3	0	1	1	0	0	6	7.2	
VIRGINIA	12/28/16	23	1	2	.500	0	0	.000	1	2	.500	2	4	6	5.1	1	0	1	2	0	0	3	6.8
vs Indiana	12/31/16	* 12	1	1	1.000	0	0	.000	0	0	.000	0	3	3	4.9	4	0	0	0	0	1	2	6.5
at Notre Dame	1/4/17	* 24	3	6	.500	0	0	.000	0	1	.000	3	7	10	5.3	4	0	0	4	1	0	6	6.5
at Georgia Tech	1/7/17	* 26	3	6	.500	0	0	.000	0	3	.000	4	8	12	5.7	3	0	1	0	2	2	6	6.4
PITTSBURGH	1/11/17	* 29	4	5	.800	0	0	.000	3	6	.500	4	4	8	5.8	3	0	1	3	1	0	11	6.7
DUKE	1/14/17	* 24	3	4	.750	0	0	.000	5	7	.714	0	2	2	5.6	4	0	1	2	0	1	11	6.9
CLEMSON	1/19/17	8	0	1	.000	0	0	.000	0	0	.000	0	3	3	5.5	4	0	1	1	1	0	0	6.6
at Florida State	1/21/17	23	1	4	.250	0	0	.000	0	2	.000	2	4	6	5.5	2	0	0	2	1	0	2	6.4
at Pittsburgh	1/24/17	19	1	2	.500	0	0	.000	0	2	.000	2	3	5	5.5	1	0	2	1	3	1	2	6.1
NC STATE	1/29/17	15	2	4	.500	0	0	.000	1	2	.500	2	4	6	5.5	2	0	2	1	1	0	5	6.1
at Boston College	2/4/17	18	0	2	.000	0	0	.000	3	4	.750	3	4	7	5.6	2	0	1	1	0	1	3	6.0
at Virginia	2/6/17	19	1	3	.333	0	0	.000	1	2	.500	2	3	5	5.5	1	0	0	0	0	0	3	5.8

### 13 Ray Spalding Statistics


Year	GP	GS	Min	Avg	FG	FGA	Pct	3FG	3FGA	Pct	FT	FTA	Pct	OReb	DReb	Reb	Avg	PF	FO	Ast	TO	Blk	Stl	Pts	Avg
2015-16	30	6	525	17.5	70	125	.560	1	3	.333	28	56	.500	50	80	130	4.3	66	0	16	27	20	28	169	5.6
2016-17	24	5	460	19.2	55	94	.585	0	3	.000	30	54	.556	42	91	133	5.5	67	3	21	28	24	14	140	5.8
TOTAL	54	11	985	18.2	125	219	.571	1	6	.167	58	110	.527	92	171	263	4.9	133	3	37	55	44	42	309	5.7



# 15 Tyler Sharpe

**G 6-1 185 Fr. - HS Mt. Washington, Ky. (Bullitt East HS)**

- Walk-on guard has played in seven of the Cardinals' 24 games.
- Scored his first collegiate points against Pittsburgh on Jan. 24.
- Averaged 19.5 points, 4.3 rebounds and 4.5 assists as a senior in 2015-16 as Bullitt East High School in Mt. Washington, Ky., posted a 27-6 record and reached the regional finals.
- Honored as the 2016 Sixth Region Player of the Year and a finalist for Kentucky's Mr. Basketball.
- Scored 1,606 career points for the Chargers and finished third on Bullitt East's all-time assists list.
- The left-handed guard made 86 three-point goals his senior year with a 34.8 percent accuracy. He set the Bullitt East career three-point record with 243.
- Born Jan. 14, 1998 ... Major is sport administration.



15 Tyler Sharpe		
Games With ...	Season	Career
Double-Figure scoring.....	0	0
6 or more rebounds.....	0	0
4 or more assists.....	0	0
A blocked shot.....	0	0
A steal.....	0	0
A three-pointer.....	0	0
20+ points.....	0	0

## 15 Tyler Sharpe Season/Career Highs

- Points..... 2 vs. Pittsburgh (1/24)
- Reb. .... 1 vs. Texas Southern (12/10)  
vs. Pittsburgh (1/24)
- Asst..... 1 vs. Eastern Kentucky (12/17)
- Blocks .... none
- Steals ..... none
- FGM ..... 1 vs. Pittsburgh (1/24)
- FGA ..... 4 vs. Pittsburgh (1/24)
- 3FGM ..... none
- 3FGA ..... 2 vs. Pittsburgh (1/24)
- FT ..... none
- FTA..... none

### 15 Tyler Sharpe Game-by-Game

Opponent	Date	GS	Min	FG	FGA	Pct	3-Point			Rebounds			Avg	PF	FO	A	TO	Blk	Stl	Pts	Avg	
							FG	FGA	Pct	FT	FTA	Pct										Off
EVANSVILLE	11/11/16	1	0	0	.000	0	0	.000	0	0	.000	0	0	0	0	0	0	0	0	0	0	0.0
WM. & MARY	11/14/16	DNP																				
LONG BEACH ST	11/17/16	1	0	1	.000	0	1	.000	0	0	.000	0	0	0	0	0	0	0	0	0	0	0.0
vs Old Dominion	11/23/16	DNP																				
vs Wichita State	11/24/16	DNP																				
vs Baylor	11/25/16	DNP																				
PURDUE	11/30/16	DNP																				
at Grand Canyon	12/3/16	DNP																				
SO. ILLINOIS	12/7/16	1	0	1	.000	0	1	.000	0	0	.000	0	0	0	0	0	0	0	0	0	0	0.0
TEXAS SOUTHERN	12/10/16	1	0	1	.000	0	1	.000	0	0	.000	1	0	1	0.3	0	0	0	0	0	0	0.0
EASTERN KY	12/17/16	1	0	0	.000	0	0	.000	0	0	.000	0	0	0	0.2	0	0	1	1	0	0	0.0
KENTUCKY	12/21/16	DNP																				
VIRGINIA	12/28/16	DNP																				
vs Indiana	12/31/16	DNP																				
at Notre Dame	1/4/17	DNP																				
at Georgia Tech	1/7/17	DNP																				
PITTSBURGH	1/11/17	DNP																				
DUKE	1/14/17	DNP																				
CLEMSON	1/19/17	1	0	1	.000	0	1	.000	0	0	.000	0	1	1	0.3	0	0	0	0	0	0	0.0
at Florida State	1/21/17	DNP																				
at Pittsburgh	1/24/17	5	1	4	.250	0	2	.000	0	0	.000	0	1	1	0.4	1	0	0	0	0	2	0.3
NC STATE	1/29/17	DNP																				
at Boston College	2/4/17	DNP																				
at Virginia	2/6/17																					

### 15 Tyler Sharpe Statistics

Year	GP	GS	Min	Avg	FG	FGA	Pct	3FG	3FGA	Pct	FT	FTA	Pct	OReb	DReb	Reb	Avg	PF	FO	Ast	TO	Blk	Stl	Pts	Avg
2016-17	7	0	11	1.6	1	8	.125	0	6	.000	0	0	.000	1	2	3	0.4	1	0	1	1	0	0	2	0.3
TOTAL	7	0	11	1.6	1	8	.125	0	6	.000	0	0	.000	1	2	3	0.4	1	0	1	1	0	0	2	0.3



## 22 Deng Adel

**F 6-7 200 So. - 1L Melbourne, Australia (Victory Rock Prep)**

- Starter at small forward for the Cardinals.
- Missed the Cards' last game at Virginia for breaking curfew.
- Scored a career-high with 19 points against Boston College, while connecting on 3-of-4 three-pointers to match his career-high.
- Suffered a concussion in the first half against Georgia Tech. He recovered well and contributed 15 points and six rebounds in his next game vs. Pitt.
- Scored 17 points -- the third-most of his career -- against Indiana, adding four rebounds and four assists.
- Scored 18 points while pulling down six rebounds and dishing out two assists against Kentucky. He connected on 6-of-6 from the foul line. Also scored 18 points against Clemson while pulling down six rebounds.
- Recorded his first career double-double with 12 points and a career-high 12 rebounds against Southern Illinois.
- Scored 11 of his game-high 15 points in the second half at Grand Canyon.
- Opened his freshman season as the starter at small forward in the first two games before an injury sidelined him for a month. He started the last five games, averaging 7.2 points and 3.2 rebounds per game.
- Top effort as a freshman was in totaling season highs with 13 points, seven rebounds, four assists and 34 minutes against Boston College.
- One of four players on the Cardinals' roster with international ties.
- Has a 7-0 wingspan.
- Was born in Sudan, Africa and moved to Australia as a child, following a similar path as teammate Mangok Mathiang.
- Born Aug. 7, 1996 ... Major is communication.



### 22 Deng Adel

Games With ...	Season	Career
Double-Figure scoring....	16	19
6 or more rebounds.....	7	9
4 or more assists.....	3	4
A blocked shot.....	6	7
A steal.....	11	14
A three-pointer.....	15	20
20+ points.....	0	0

### 22 Deng Adel Season Highs

- Points..... 19 vs. Boston College (2/4)
- Reb..... 12 vs. Southern Illinois (12/7)
- Asst..... 5 vs. William & Mary (11/14)
- Blocks..... 3 vs. Texas Southern (12/10)
- Steals..... 4 vs. William & Mary (11/14)
- FGM..... 7 vs. Grand Canyon (12/3)  
vs. Boston College (2/4)
- FGA..... 16 vs. Grand Canyon (12/3)
- 3FGM..... 3 (4 times) *latest:* vs. Boston College (2/4)
- 3FGA..... 6 vs. Indiana (12/31)  
vs. Notre Dame (1/4)
- FT..... 7 vs. William & Mary (11/14)
- FTA..... 7 vs. William & Mary (11/14)

### 22 Deng Adel Career Highs

- Points..... 19 vs. Boston College (2/4/17)
- Reb..... 12 vs. Southern Illinois (12/7/16)
- Asst..... 5 vs. William & Mary (11/14/16)
- Blocks..... 3 vs. Texas Southern (12/10/16)
- Steals..... 4 vs. William & Mary (11/14/16)
- FGM..... 7 vs. Grand Canyon (12/3/16)  
vs. Boston College (2/4/17)
- FGA..... 16 vs. Grand Canyon (12/3/16)
- 3FGM..... 3 (4 times) *latest:* vs. Boston College (2/4/17)
- 3FGA..... 6 vs. Indiana (12/31/16)  
vs. Notre Dame (1/4/17)
- FT..... 7 vs. William & Mary (11/14/16)
- FTA..... 8 vs. Samford (11/13/15)

### 22 Deng Adel Game-by-Game

Opponent	Date	GS	Min	FG	FGA	Pct	3-Point			FT	FTA	Pct	Rebounds			Avg PF	FO	A	TO	Blk	Stl	Pts	Avg	
							FG	FGA	Pct				Off	Def	Tot									
EVANSVILLE	11/11/16	*	23	1	8	.125	0	3	.000	4	5	.800	1	4	5	5.0	0	2	1	0	1	6	6.0	
WM. & MARY	11/14/16	*	27	4	9	.444	1	5	.200	7	71.000	1	4	5	5.0	1	0	5	0	0	4	16	11.0	
LONG BEACH ST	11/17/16	*	24	5	9	.556	1	2	.500	0	0	.000	0	3	3	4.3	1	0	3	0	1	0	11.0	
vs Old Dominion	11/23/16	*	40	2	13	.154	1	3	.333	0	1	.000	0	2	2	3.8	2	0	3	1	0	2	9.5	
vs Wichita State	11/24/16	*	21	3	6	.500	3	4	.750	2	21.000	0	2	2	3.4	5	1	1	1	0	0	11	9.8	
vs Baylor	11/25/16	*	30	1	9	.111	0	2	.000	2	21.000	1	4	5	3.7	4	0	1	1	0	1	4	8.8	
PURDUE	11/30/16	*	31	3	7	.429	2	4	.500	1	2	.500	1	4	5	3.9	1	0	2	3	0	1	9	8.9
at Grand Canyon	12/3/16	*	29	7	16	.438	1	5	.200	0	0	.000	2	1	3	3.8	3	0	0	1	0	1	15	9.6
SO. ILLINOIS	12/7/16	*	26	6	12	.500	0	2	.000	0	1	.000	2	10	12	4.7	2	0	2	1	0	0	12	9.9
TEXAS SOUTHERN	12/10/16	*	33	4	10	.400	2	5	.400	1	2	.500	2	4	6	4.8	1	0	1	2	3	0	11	10.0
EASTERN KY	12/17/16	*	26	2	8	.250	0	3	.000	3	31.000	0	3	3	4.6	1	0	3	2	1	1	7	9.7	
KENTUCKY	12/21/16	*	37	5	10	.500	2	3	.667	6	61.000	1	5	6	4.8	4	0	2	1	0	1	18	10.4	
VIRGINIA	12/28/16	*	27	3	9	.333	0	4	.000	2	3	.667	0	2	2	4.5	0	0	1	1	0	1	8	10.2
vs Indiana	12/31/16	*	32	5	10	.500	3	6	.500	4	41.000	0	4	4	4.5	3	0	4	0	1	0	17	10.7	
at Notre Dame	1/4/17	*	28	4	13	.308	1	6	.167	1	2	.500	2	2	4	4.5	4	0	2	2	0	0	10	10.7
at Georgia Tech	1/7/17	*	12	2	7	.286	2	3	.667	0	0	.000	2	1	3	4.4	0	0	0	0	1	0	6	10.4
PITTSBURGH	1/11/17	*	32	5	8	.625	0	2	.000	5	7	.714	0	6	6	4.5	1	0	1	4	0	0	15	10.6
DUKE	1/14/17	*	19	2	7	.286	0	2	.000	2	3	.667	0	1	1	4.3	4	0	4	1	0	0	6	10.4
CLEMSON	1/19/17	*	34	6	9	.667	3	5	.600	3	4	.750	0	6	6	4.4	0	0	2	2	0	0	18	10.8
at Florida State	1/21/17	*	36	4	13	.308	0	3	.000	4	6	.667	0	6	6	4.5	0	0	2	1	0	1	12	10.9
at Pittsburgh	1/24/17	*	22	4	5	.800	1	11.000	1	11.000	1	5	6	4.5	1	0	3	1	0	1	0	10	10.8	
NC STATE	1/29/17	*	30	4	11	.364	2	5	.400	0	0	.000	0	3	3	4.5	1	0	3	2	0	0	10	10.8
at Boston College	2/4/17	*	34	7	10	.700	3	4	.750	2	21.000	1	1	2	4.3	0	0	0	2	2	0	19	11.1	
at Virginia	2/6/17	DNP																						

### 22 Deng Adel Statistics

Year	GP	GS	Min	Avg	FG	FGA	Pct	3FG	3FGA	Pct	FT	FTA	Pct	OReb	DReb	Reb	Avg	PF	FO	Ast	TO	Blk	Stl	Pts	Avg
2015-16	22	8	267	12.1	31	68	.456	7	20	.350	20	27	.741	10	36	46	2.1	23	0	14	26	1	6	89	4.0
2016-17	23	22	653	28.4	89	219	.406	28	82	.341	50	63	.794	17	83	100	4.3	39	1	47	30	9	15	256	11.1
TOTAL	45	30	920	20.4	120	287	.418	35	102	.343	70	90	.778	27	119	146	3.2	62	1	61	56	10	21	345	7.7

## 23 David Levitch

**G 6-3 180 Sr. - 3L Goshen, Ky. (North Oldham HS)**



23 David Levitch		
Games With ...	Season	Career
Double-Figure scoring.....	0	0
6 or more rebounds.....	0	0
4 or more assists.....	0	0
A blocked shot.....	0	0
A steal.....	7	15
A three-pointer.....	10	22
20+ points.....	0	0

- Last name is pronounced LEV-itch.
- Has played in all but one game this season, playing a season-high 24 minutes against NC State for his first starting nod of the season. He contributed six points and three assists in the game.
- Tied a career-high with three assists in four of the last five games, totaling 14 assists with just two turnovers over the last five games.
- Tied a career-high with nine points at Florida State while dishing out a career-high matching three assists with three rebounds.
- Graduated with a bachelor's degree in sport administration on Dec. 15 and is taking graduate classes this spring semester.
- Scored nine points in 15 minutes in UofL's exhibition win over Bellarmine.
- Pitino has confidence in putting the senior in the game in most any situation.
- A walk-on for this first two seasons and his senior year, he earned a scholarship for his junior year.
- Saw action in 18 games as a junior, scoring in 10.
- Scored a career-high nine points vs. Cal State Northridge during his sophomore year, connecting on a career-best three three-pointers.
- Scored nearly 2,000 career points at North Oldham High School while burying 220 three-point goals in four years.
- His father David played college basketball at Centre College.
- Born Sept. 28, 1994 ... Major is sport administration.

### 23 David Levitch Season Highs

Points..... 9 vs. Florida State (1/21)  
 Reb. .... 4 vs. Old Dominion (11/23)  
 Asst. .... 3 (4 times) latest: vs. Boston College (2/4)  
 Blocks .... none  
 Steals ..... 2 vs. Grand Canyon (12/3)  
 FGM ..... 3 vs. Florida State (1/21)  
 FGA ..... 7 vs. Boston College (2/4)  
 3FGM ..... 2 (3 times) latest: vs. NC State (1/29)  
 3FGA ..... 5 vs. NC State (1/29)  
 FT ..... 2 vs. Florida State (1/21)  
 FTA ..... 3 vs. William & Mary (11/14)  
 vs. Texas Southern (12/10)

### 23 David Levitch Career Highs

Points..... 9 (3 times) *latest:* vs. Florida State (1/21/17)  
 Reb. .... 4 vs. Old Dominion (11/23/16)  
 Asst. .... 3 (4 times) *latest:* vs. Boston College (2/4/17)  
 Blocks .... none  
 Steals ..... 2 (4 times) *latest:* vs. NC State (1/29/17)  
 FGM ..... 3 (4 times) *latest:* vs. Florida State (1/21/17)  
 FGA ..... 7 vs. Boston College (2/4/17)  
 3FGM ..... 3 vs. Cal State Northridge (12/23/14)  
 3FGA ..... 5 vs. NC State (1/29/17)  
 FT ..... 4 vs. Utah Valley (12/23/15)  
 FTA ..... 4 (4 times) *latest:* Utah Valley (12/23/15)

#### 23 David Levitch Game-by-Game

Opponent	Date	GS	Min	FG			3-Point			FT	FTA	Pct	Rebounds			Avg	PF	FO	A	TO	Blk	Stl	Pts	Avg
				FGA	Pct	FG	FGA	Pct	Off				Def	Tot										
EVANSVILLE	11/11/16	12	0	2	.000	0	0	.000	0	0	.000	0	3	3	3.0	0	0	2	0	0	1	0	0.0	
WM. & MARY	11/14/16	4	0	2	.000	0	1	.000	1	3	.333	1	0	1	2.0	0	0	0	0	0	0	1	0.5	
LONG BEACH ST	11/17/16	9	2	3	.667	2	21	1.000	0	0	.000	1	0	1	1.7	0	0	0	0	0	1	6	2.3	
vs Old Dominion	11/23/16	7	1	2	.500	1	2	.500	0	0	.000	1	3	4	2.3	0	0	0	0	1	3	2.5		
vs Wichita State	11/24/16	8	1	1	1.000	0	0	.000	0	0	.000	0	0	0	1.8	0	0	2	0	0	0	2	2.4	
vs Baylor	11/25/16	7	1	1	1.000	0	0	.000	0	0	.000	0	1	1	1.7	1	0	0	0	0	0	2	2.3	
PURDUE	11/30/16	5	1	1	1.000	0	0	.000	0	0	.000	0	0	0	1.4	0	0	0	0	0	0	2	2.3	
at Grand Canyon	12/3/16	14	0	1	.000	0	1	.000	0	0	.000	0	2	2	1.5	0	0	2	0	0	2	0	2.0	
SO. ILLINOIS	12/7/16	6	1	2	.500	0	0	.000	0	0	.000	0	0	0	1.3	3	0	0	0	0	0	2	2.0	
TEXAS SOUTHERN	12/10/16	13	1	3	.333	1	2	.500	1	3	.333	2	1	3	1.5	0	0	1	0	0	1	4	2.2	
EASTERN KY	12/17/16	9	2	3	.667	2	3	.667	0	0	.000	0	0	0	1.4	1	0	2	1	0	0	6	2.5	
KENTUCKY	12/21/16	12	0	2	.000	0	0	.000	0	2	.000	1	0	1	1.3	1	0	0	0	0	0	0	2.3	
VIRGINIA	12/28/16	DNP																						
vs Indiana	12/31/16	2	0	0	.000	0	0	.000	0	0	.000	0	0	0	1.2	1	0	0	0	0	0	0	2.2	
at Notre Dame	1/4/17	5	0	0	.000	0	0	.000	0	0	.000	0	0	0	1.1	0	0	1	0	0	0	0	2.0	
at Georgia Tech	1/7/17	13	0	1	.000	0	1	.000	0	0	.000	1	1	2	1.2	2	0	1	0	0	1	0	1.9	
PITTSBURGH	1/11/17	10	1	1	1.000	1	11	1.000	2	21	1.000	0	1	1	1.2	0	0	1	0	0	0	5	2.1	
DUKE	1/14/17	3	0	0	.000	0	0	.000	0	0	.000	0	0	0	1.1	2	0	0	0	0	0	0	1.9	
CLEMSON	1/19/17	17	1	3	.333	1	2	.500	0	0	.000	1	0	1	1.1	2	0	0	1	0	0	3	2.0	
at Florida State	1/21/17	23	3	4	.750	1	2	.500	2	21	1.000	1	2	3	1.2	4	0	3	0	0	0	9	2.4	
at Pittsburgh	1/24/17	14	0	2	.000	0	2	.000	0	0	.000	0	3	3	1.3	1	0	3	1	0	0	0	2.3	
NC STATE	1/29/17	* 24	2	5	.400	2	5	.400	0	0	.000	1	0	1	1.3	3	0	3	0	0	2	6	2.4	
at Boston College	2/4/17	* 22	1	7	.143	1	4	.250	0	0	.000	0	2	2	1.3	2	0	3	1	0	0	3	2.5	
at Virginia	2/6/17	* 23	1	2	.500	1	2	.500	0	0	.000	0	2	2	1.3	4	0	2	0	0	0	3	2.5	

#### 23 David Levitch Statistics

Year	GP	GS	Min	Avg	FG	FGA	Pct	3FG	3FGA	Pct	FT	FTA	Pct	OReb	DReb	Reb	Avg	PF	FO	Ast	TO	Blk	Stl	Pts	Avg
2013-14	18	0	47	2.6	4	15	.267	3	8	.375	5	8	.625	0	6	6	0.3	7	0	3	3	0	1	16	0.9
2014-15	21	1	101	4.8	4	15	.267	4	10	.400	12	17	.706	4	2	6	0.3	13	0	6	5	0	4	24	1.1
2015-16	18	0	127	7.1	13	20	.650	8	12	.667	8	11	.727	4	8	12	0.7	10	0	9	5	0	5	42	2.3
2016-17	23	3	262	11.4	19	48	.396	13	30	.433	6	12	.500	10	21	31	1.3	27	0	26	4	0	9	57	2.5
TOTAL	80	4	537	6.7	40	98	.408	28	60	.467	31	48	.646	18	37	55	0.7	57	0	44	17	0	19	139	1.7

# 30 Ryan McMahon

**G 6-0 170 Fr. - RS Sarasota, Fla. (Cardinal Mooney HS)**

■ Redshirted during the 2015-16 season, he is the best long-range shooter for the Cardinals.

■ Scored a career-high 15 points against Pittsburgh, connecting on a career-best 5-of-7 from the arc. Also tied his career-high with five assists.

■ Buried a pair of three-pointers against No. 15 Purdue.


■ Quality 15 minutes against Long Beach State with six points, five assists and three rebounds, connecting on both of his three-point attempts.

■ Averaged 26.4 points, 3.3 assists, 3.0 rebounds and 2.5 steals as a senior in 2014-15 in leading Cardinal Mooney to a 26-4 record and the state final four for the first time in school history. He made 51 percent of his three-pointers (127 of 249) and 83 percent at the free throw line.

■ Honored as the 2015 Florida Class 3A Player of the Year, he was third in the 2015 voting for Florida Mr. Basketball

■ His father Dave played basketball at Valparaiso, his mother Kim played volleyball and his sister played volleyball at Jacksonville.

■ Born Sept. 22, 1996 ...Major is finance.



30 Ryan McMahon		
Games With ...	Season	Career
Double-Figure scoring.....	1	1
6 or more rebounds.....	0	0
4 or more assists.....	2	2
A blocked shot.....	2	2
A steal.....	5	5
A three-pointer.....	8	8
20+ points.....	0	0

## 30 Ryan McMahon Season/Career Highs

- Points..... 15 vs. Pittsburgh (1/24)
- Reb. .... 3 vs. Long Beach St. (11/17)
- Asst..... 5 vs. Long Beach St. (11/17)  
vs. Pittsburgh (1/24)
- Blocks .... 1 vs. Long Beach St. (11/17)  
vs. Eastern Kentucky (12/17)
- Steals ..... 1 (4 times) *latest*: vs. NC State (1/29)
- FGM ..... 5 vs. Pittsburgh (1/24)
- FGA ..... 8 vs. Pittsburgh (1/24)
- 3FGM ..... 5 vs. Pittsburgh (1/24)
- 3FGA ..... 7 vs. Pittsburgh (1/24)
- FT ..... 2 (5 times) *latest*: vs. NC State (1/29)
- FTA ..... 3 vs. Notre Dame (1/4)

### 30 Ryan McMahon Game-by-Game

Opponent	Date	GS	Min	FG	FGA	Pct	3-Point			Rebounds			PF	FO	A	TO	Blk	Stl	Pts	Avg			
							FG	FGA	Pct	FT	FTA	Pct									Off	Def	Tot
EVANSVILLE	11/11/16	6	0	2	.000	0	1	.000	0	0	.000	0	0	0	0	0	0	0	0	0.0			
WM. & MARY	11/14/16	5	0	1	.000	0	1	.000	0	0	.000	0	0	0	0	0	0	0	0	0.0			
LONG BEACH ST	11/17/16	15	2	2	1.000	2	2	1.000	0	0	.000	0	3	3	1.0	3	0	5	1	1	6	2.0	
vs Old Dominion	11/23/16	2	0	0	.000	0	0	.000	0	0	.000	0	0	0	0.8	0	0	0	0	0	0	1.5	
vs Wichita State	11/24/16	2	0	1	.000	0	1	.000	0	0	.000	0	1	1	0.8	0	0	0	1	0	0	1.2	
vs Baylor	11/25/16	1	0	1	.000	0	1	.000	2	2	21.000	0	0	0	0.7	0	0	0	0	0	2	1.3	
PURDUE	11/30/16	9	2	2	1.000	2	2	1.000	0	0	.000	0	1	1	0.7	1	0	1	0	0	1	6	2.0
at Grand Canyon	12/3/16	4	0	1	.000	0	1	.000	0	0	.000	0	0	0	0.6	1	0	0	0	0	0	1.8	
SO. ILLINOIS	12/7/16	10	0	3	.000	0	3	.000	0	0	.000	0	0	0	0.6	1	0	1	0	0	0	1.6	
TEXAS SOUTHERN	12/10/16	10	2	6	.333	2	5	.400	2	2	21.000	0	1	1	0.6	2	0	0	0	0	8	2.2	
EASTERN KY	12/17/16	9	1	2	.500	1	2	.500	0	0	.000	0	1	1	0.6	1	0	0	1	1	0	3	2.3
KENTUCKY	12/21/16	DNP																					
VIRGINIA	12/28/16	2	0	0	.000	0	0	.000	2	2	21.000	0	0	0	0.6	1	0	0	1	0	0	2	3.0
vs Indiana	12/31/16	DNP																					
at Notre Dame	1/4/17	5	1	3	.333	1	3	.333	2	3	.667	0	1	1	0.6	0	0	0	0	0	0	5	2.5
at Georgia Tech	1/7/17	2	0	0	.000	0	0	.000	0	0	.000	0	0	0	0.6	1	0	0	1	0	0	2.3	
PITTSBURGH	1/11/17	1	0	1	.000	0	0	.000	0	0	.000	0	0	0	0.5	0	0	0	0	0	0	2.1	
DUKE	1/14/17	DNP																					
CLEMSON	1/19/17	2	0	0	.000	0	0	.000	0	0	.000	0	0	0	0.5	0	0	0	0	0	0	2.0	
at Florida State	1/21/17	4	0	2	.000	0	2	.000	0	0	.000	0	0	0	0.5	1	0	0	0	0	0	1.9	
at Pittsburgh	1/24/17	15	5	8	.625	5	7	.714	0	0	.000	0	0	0	0.4	1	0	5	1	0	1	15	2.6
NC STATE	1/29/17	11	1	3	.333	1	3	.333	2	2	21.000	0	0	0	0.4	3	0	1	0	0	1	5	2.7
at Boston College	2/4/17	9	0	1	.000	0	1	.000	0	0	.000	0	1	1	0.5	4	0	0	0	0	0	2.6	
at Virginia	2/6/17	19	1	6	.167	1	5	.200	0	0	.000	1	0	1	0.5	1	0	1	1	0	2	3	2.6

### 30 Ryan McMahon Statistics

Year	GP	GS	Min	Avg	FG	FGA	Pct	3FG	3FGA	Pct	FT	FTA	Pct	OReb	DReb	Reb	Avg	PF	FO	Ast	TO	Blk	Stl	Pts	Avg
2016-17	21	0	143	6.8	15	45	.333	15	40	.375	10	11	.909	1	9	10	0.5	24	0	17	7	2	6	55	2.6
TOTAL	21	0	143	6.8	15	45	.333	15	40	.375	10	11	.909	1	9	10	0.5	24	0	17	7	2	6	55	2.6



# 45 Donovan Mitchell

**G 6-3 195 So. - 1L Greenwich, Conn. (Brewster Academy)**

■ Primary starter at shooting guard for the Cardinals. He is eighth in Ken Pomeroy's national player of the week ratings through Feb. 8 and is one of the Top 30 candidates for the Naismith Trophy, presented by the Atlanta Tipoff Club to the college basketball player of the year.

■ In his last 11 games, he has averaged 19.2 points, 3.3 assists and 2.3 steals (32-of-74 threes, .432). He has scored at least 15 points in 10 of the last 11 games, including five with 20 or more.

■ Named ACC and NCAA.com Player of the Week for games Jan. 23-29 when he averaged 28.5 points, five rebounds, four assists and shot 60 percent from the field, including 67 percent from the three-point line (12-of-18). He scored a career-high 29 points and 28 points against NC State.

■ Needs 11 points for 600 in his career.

■ Scored a career-high 29 points against Pittsburgh, while knocking down a career-best 6-of-8 from behind the arc and 5-of-6 from the foul line.

■ Totaled 28 points, a career-high matching eight rebounds, five assists and two steals against NC State.

■ Handed out a season-high matching five assists at Notre Dame while scoring 20 points and grabbing five steals, the second-most of his career for both.

■ Leads the ACC and ranks 15th in the nation in steals. His 53 steals in 24 games are nearly double his freshman year total.

■ Leading scorer in UofL's balanced lineup (15.0 ppg), he has scored at least six points in every game this season.

■ Blocked four shots vs. William & Mary, one more than his entire freshman year. He added nine points, five rebounds and three assists in the game.

■ Trimmed 15 pounds and significantly improved his shot in the offseason.

■ Played at least 10 minutes in every game as a freshman and was a starter on five occasions. He scored in double figures in 13 games.

■ Started his first collegiate game against Wake Forest, scoring a career-high 18 points and pulling down a career-best eight rebounds while contributing two steals.



45 Donovan Mitchell		
Games With ...	Season	Career
Double-Figure scoring....	17	30
6 or more rebounds.....	7	14
4 or more assists.....	6	8
A blocked shot.....	4	8
A steal.....	22	37
A three-pointer.....	20	34
20+ points.....	5	5

■ One of just 10 players in Louisville history to score as many as 14 points in a freshman career debut.

■ Averaged 14.3 points, 5.7 rebounds, 2.4 assists and 1.8 steals in 2014-15, helping Brewster Academy to a 34-1 record and its second straight National Prep Championship in 2015. He was an All-New England AAA first team selection by NEPSAC.

■ Born Sept. 7, 1996 ... Major is communication.

## 45 Donovan Mitchell Season Highs

Points..... 29 vs. Pittsburgh (1/24)  
 Reb. .... 8 (4 times) latest: vs. NC State (1/29)  
 Asst..... 5 (3 times) latest: vs. NC State (1/29)  
 Blocks.... 4 vs. William & Mary (11/14)  
 Steals..... 7 vs. Old Dominion (11/23)  
 FGM ..... 9 vs. Pittsburgh (1/24)  
                     vs. NC State (1/29)  
 FGA ..... 20 vs. Notre Dame (1/4)  
 3FGM ..... 6 vs. Pittsburgh (1/24)  
                     vs. NC State (1/29)  
 3FGA ..... 10 vs. Notre Dame (1/4)  
                     vs. NC State (1/29)  
 FT..... 5 (5 times) latest: vs. Pittsburgh (1/24)  
 FTA..... 7 vs. Kentucky (12/21)

## 45 Donovan Mitchell Career Highs

Points..... 29 vs. Pittsburgh (1/24/17)  
 Reb. .... 8 (5 times) latest: vs. NC State (1/29/17)  
 Asst..... 7 vs. Eastern Michigan (12/12/15)  
 Blocks.... 4 vs. William & Mary (11/14/16)  
 Steals..... 7 vs. Old Dominion (11/23/16)  
 FGM ..... 9 vs. Pittsburgh (1/24/17)  
                     vs. NC State (1/29/17)  
 FGA ..... 20 vs. Notre Dame (1/4/17)  
 3FGM ..... 6 vs. Pittsburgh (1/24/17)  
                     vs. NC State (1/29/17)  
 3FGA ..... 10 vs. Notre Dame (1/4/17)  
                     vs. NC State (1/29/17)  
 FT..... 5 (6 times) latest: vs. Pittsburgh (1/24/17)  
 FTA..... 7 vs. Kentucky (12/21/16)

### 45 Donovan Mitchell Game-by-Game

Opponent	Date	GS	Min	FG	FGA	3-Point			Rebounds			Avg	PF	FO	A	TO	Blk	Stl	Pts	Avg				
						Pct	FG	FGA	Pct	FT	FTA										Pct	Off	Def	Tot
EVANSVILLE	11/11/16	*	26	6	11	.545	2	6	.333	1	2	.500	2	3	5	5.0	0	0	3	3	0	4	15	15.0
WM. & MARY	11/14/16	*	29	4	10	.400	1	5	.200	0	0	.000	1	4	5	5.0	3	0	3	2	4	1	9	12.0
LONG BEACH ST	11/17/16	*	27	3	10	.300	2	5	.400	0	0	.000	2	4	6	5.3	0	0	1	2	1	2	8	10.7
vs Old Dominion	11/23/16	*	40	4	16	.250	3	6	.500	4	5	.800	3	4	7	5.8	3	0	2	2	0	7	15	11.8
vs Wichita State	11/24/16	*	35	5	13	.385	2	8	.250	2	3	.667	1	7	8	6.2	1	0	5	1	0	3	14	12.2
vs Baylor	11/25/16	*	36	6	11	.545	2	5	.400	3	4	.750	2	6	8	6.5	3	0	4	4	0	1	17	13.0
PURDUE	11/30/16	*	22	3	9	.333	0	3	.000	2	21	1.000	1	4	5	6.3	4	0	1	2	1	1	8	12.3
at Grand Canyon	12/3/16	*	26	4	9	.444	1	3	.333	0	0	.000	1	3	4	6.0	0	0	1	1	1	1	9	11.9
SO. ILLINOIS	12/7/16	*	26	2	8	.250	1	5	.200	2	4	.500	0	3	3	5.7	0	0	3	1	1	2	7	11.3
TEXAS SOUTHERN	12/10/16	*	27	4	14	.286	2	9	.222	2	21	1.000	3	2	5	6.2	0	3	0	0	4	12	11.4	
EASTERN KY	12/17/16	*	19	4	9	.444	2	7	.286	5	51	1.000	1	6	7	5.7	3	0	0	2	0	1	15	11.7
KENTUCKY	12/21/16	*	28	3	12	.250	2	5	.400	5	7	.714	0	4	4	5.6	3	0	1	4	0	0	13	11.8
VIRGINIA	12/28/16	*	36	3	11	.273	1	6	.167	0	0	.000	0	2	2	5.3	4	0	0	1	0	1	7	11.5
vs Indiana	12/31/16		33	8	15	.533	4	8	.500	5	6	.833	1	2	3	5.1	2	0	3	1	0	1	25	12.4
at Notre Dame	1/4/17	*	39	7	20	.350	2	10	.200	4	41	1.000	0	4	4	5.1	0	0	5	1	0	5	20	12.9
at Georgia Tech	1/7/17	*	36	6	15	.400	5	7	.714	3	5	.600	0	3	3	4.9	1	0	4	1	3	1	20	13.4
PITTSBURGH	1/11/17	*	32	4	13	.308	2	7	.286	5	6	.833	2	6	8	5.1	4	0	3	2	0	3	15	13.5
DUKE	1/14/17	*	36	6	12	.500	3	5	.600	0	1	.000	0	5	5	5.1	4	0	3	1	0	1	15	13.6
CLEMSON	1/19/17	*	31	8	15	.533	2	7	.286	0	0	.000	0	4	4	5.1	3	0	4	2	0	3	18	13.8
at Florida State	1/21/17	*	20	2	10	.200	0	3	.000	2	21	1.000	1	2	3	5.0	4	0	0	2	1	0	6	13.4
at Pittsburgh	1/24/17	*	25	9	13	.692	6	8	.750	5	6	.833	1	1	2	4.8	1	0	3	3	0	1	29	14.1
NC STATE	1/29/17	*	37	9	17	.529	6	10	.600	4	41	1.000	2	6	8	5.0	3	0	5	2	0	2	28	14.8
at Boston College	2/4/17	*	32	7	10	.700	2	4	.500	3	31	1.000	0	3	3	4.9	4	0	3	1	0	4	19	15.0
at Virginia	2/6/17	*	38	6	17	.353	0	5	.000	4	41	1.000	1	3	4	4.8	1	0	3	2	0	4	16	15.0

### 45 Donovan Mitchell Statistics

Year	GP	GS	Min	Avg	FG	FGA	Pct	3FG	3FGA	Pct	FT	FTA	Pct	OReb	DReb	Reb	Avg	PF	FO	Ast	TO	Blk	Stl	Pts	Avg
2015-16	31	5	591	19.1	84	190	.442	18	72	.250	43	57	.754	34	70	104	3.4	78	2	52	30	3	25	229	7.4
2016-17	24	23	736	30.7	123	300	.410	53	147	.361	61	75	.813	25	91	116	4.8	53	0	63	43	12	53	360	15.0
TOTAL	55	28	1327	24.1	207	490	.422	71	219	.324	104	132	.788	59	161	220	4.0	131	2	115	73	15	78	589	10.7



**2016-17 Louisville Men's Basketball**  
**LOUISVILLE Combined Team Statistics (as of Feb 06, 2017)**  
**All games**



<b>RECORD:</b>	<b>OVERALL</b>	<b>HOME</b>	<b>AWAY</b>	<b>NEUTRAL</b>
ALL GAMES	19-5	12-1	4-3	3-1
CONFERENCE	7-4	4-1	3-3	0-0
NON-CONFERENCE	12-1	8-0	1-0	3-1

#	Player	gp-gs	min	avg	Total		3-Point		F-Throw		Rebounds					pts	avg								
					fg-fga	fg%	3fg-fga	3fg%	ft-fga	ft%	off	def	tot	avg	pf			dq	a	to	blk	stl			
45	MITCHELL, Donovan	24-23	736	30.7	123-300	.410	53-147	.361	61-75	.813	25	91	116	4.8	53	0	63	43	12	53	360	15.0			
04	SNIDER, Quentin	18-18	543	30.2	71-192	.370	34-91	.374	41-57	.719	16	31	47	2.6	26	0	72	25	0	14	217	12.1			
22	ADEL, Deng	23-22	653	28.4	89-219	.406	28-82	.341	50-63	.794	17	83	100	4.3	39	1	47	30	9	15	256	11.1			
10	JOHNSON, Jaylen	24-19	492	20.5	77-128	.602	1-3	.333	37-60	.617	66	83	149	6.2	57	2	14	32	16	12	192	8.0			
12	MATHIANG, Mangok	23-13	452	19.7	63-122	.516	0-0	.000	37-59	.627	56	86	142	6.2	61	1	15	27	26	10	163	7.1			
00	KING, VJ	24-5	370	15.4	55-124	.444	15-33	.455	45-53	.849	16	43	59	2.5	19	0	14	20	2	6	170	7.1			
14	MAHMOUD, Anas	21-11	411	19.6	56-92	.609	0-0	.000	18-35	.514	31	44	75	3.6	60	3	16	23	47	17	130	6.2			
13	SPALDING, Ray	24-5	460	19.2	55-94	.585	0-3	.000	30-54	.556	42	91	133	5.5	67	3	21	28	24	14	140	5.8			
01	HICKS, Tony	16-1	193	12.1	29-73	.397	5-19	.263	11-19	.579	2	20	22	1.4	14	0	17	17	1	7	74	4.6			
30	McMAHON, Ryan	21-0	143	6.8	15-45	.333	15-40	.375	10-11	.909	1	9	10	0.5	24	0	17	7	2	6	55	2.6			
23	LEVITCH, David	23-3	262	11.4	19-48	.396	13-30	.433	6-12	.500	10	21	31	1.3	27	0	26	4	0	9	57	2.5			
05	STOCKMAN, Matz	16-0	72	4.5	11-17	.647	0-0	.000	9-15	.600	12	9	21	1.3	16	0	3	7	2	2	31	1.9			
11	HENDERSON, Jay	13-0	27	2.1	4-13	.308	1-7	.143	4-4	1.000	0	2	2	0.2	5	0	2	1	0	3	13	1.0			
15	SHARPE, Tyler	7-0	11	1.6	1-8	.125	0-6	.000	0-0	.000	1	2	3	0.4	1	0	1	1	0	0	2	0.3			
Team											28	27	55												1
Total.....		24	4825		668-1475	.453	165-461	.358	359-517	.694	323	642	965	40.2	469	10	328	266	141	168	1860	77.5			
Opponents.....		24	4825		512-1334	.384	128-449	.285	352-527	.668	259	563	822	34.2	458	-	244	354	83	116	1504	62.7			

<b>TEAM STATISTICS</b>	<b>LOU</b>	<b>OPP</b>	<b>Date</b>	<b>Opponent</b>	<b>Score</b>	<b>Att.</b>
SCORING	1860	1504	11/11/16	EVANSVILLE	w 78-47	21129
Points per game	77.5	62.7	11/14/16	WILLIAM & MARY	w 91-58	19314
Scoring margin	+14.8	-	11/17/16	LONG BEACH ST	w 88-56	14337
FIELD GOALS-ATT	668-1475	512-1334	11/23/16	vs Old Dominion	Wot 68-62	1601
Field goal pct	.453	.384	11/24/16	vs Wichita State	w 62-52	1604
3 POINT FG-ATT	165-461	128-449	11/25/16	vs Baylor	L 63-66	1655
3-point FG pct	.358	.285	11/30/16	PURDUE	w 71-64	21841
3-pt FG made per game	6.9	5.3	12/3/16	at Grand Canyon	w 79-70	7493
FREE THROWS-ATT	359-517	352-527	12/7/16	SOUTHERN ILLINOIS	w 74-51	18894
Free throw pct	.694	.668	12/10/16	TEXAS SOUTHERN	w 102-71	18152
F-Throws made per game	15.0	14.7	12/17/16	EASTERN KENTUCKY	w 87-56	20889
REBOUNDS	965	822	12/21/16	KENTUCKY	w 73-70	22783
Rebounds per game	40.2	34.2	* 12/28/16	VIRGINIA	L 53-61	21676
Rebounding margin	+6.0	-	12/31/16	vs Indiana	w 77-62	18824
ASSISTS	328	244	* 1/4/17	at Notre Dame	L 70-77	8420
Assists per game	13.7	10.2	* 1/7/17	at Georgia Tech	w 65-50	6160
TURNOVERS	266	354	* 1/11/17	PITTSBURGH	w 85-80	21558
Turnovers per game	11.1	14.8	* 1/14/17	DUKE	w 78-69	22686
Turnover margin	+3.7	-	* 1/19/17	CLEMSON	w 92-60	21436
Assist/turnover ratio	1.2	0.7	* 1/21/17	at Florida State	L 68-73	11675
STEALS	168	116	* 1/24/17	at Pitt	w 106-51	8971
Steals per game	7.0	4.8	* 1/29/17	NC STATE	w 85-60	21650
BLOCKS	141	83	* 2/4/17	at Boston College	w 90-67	7047
Blocks per game	5.9	3.5	* 2/6/17	at Virginia	L 55-71	14623
ATTENDANCE	266345	88073				
Home games-Avg/Game	13-20488	7-9198	* - Conference game			
Neutral site-Avg/Game	-	4-5921				

<b>Score by Periods</b>	<b>1st</b>	<b>2nd</b>	<b>OT</b>	<b>Totals</b>
LOUISVILLE	902	939	19	1860
Opponents	684	807	13	1504



**2016-17 Louisville Men's Basketball**  
**LOUISVILLE Combined Team Statistics (as of Feb 06, 2017)**  
**Conference games**



<b>RECORD:</b>	<b>OVERALL</b>	<b>HOME</b>	<b>AWAY</b>	<b>NEUTRAL</b>
ALL GAMES	7-4	4-1	3-3	0-0
CONFERENCE	7-4	4-1	3-3	0-0
NON-CONFERENCE	0-0	0-0	0-0	0-0

#	Player	gp-gs	min	avg	Total		3-Point		F-Throw		Rebounds					pts	avg					
					fg-fga	fg%	3fg-fga	3fg%	ft-fta	ft%	off	def	tot	avg	pf			dq	a	to	blk	stl
45	MITCHELL, Donovan	11-11	362	32.9	67-153	.438	29-72	.403	30-35	.857	7	39	46	4.2	29	0	33	18	4	25	193	17.5
04	SNIDER, Quentin	5-5	162	32.4	22-50	.440	12-24	.500	11-16	.688	8	5	13	2.6	7	0	22	6	0	8	67	13.4
22	ADEL, Deng	10-9	274	27.4	41-92	.446	12-35	.343	20-28	.714	6	33	39	3.9	11	0	18	16	3	3	114	11.4
12	MATHIANG, Mangok	10-1	202	20.2	37-60	.617	0-0	.000	13-20	.650	23	34	57	5.7	23	0	5	10	10	5	87	8.7
00	KING, V.J.	11-4	191	17.4	27-61	.443	7-18	.389	20-23	.870	5	22	27	2.5	8	0	9	11	1	4	81	7.4
14	MAHMOUD, Anas	11-10	219	19.9	31-55	.564	0-0	.000	14-28	.500	18	24	42	3.8	32	2	5	11	22	8	76	6.9
01	HICKS, Tony	7-1	101	14.4	20-38	.526	2-6	.333	5-11	.455	0	8	8	1.1	11	0	6	7	1	2	47	6.7
10	JOHNSON, Jaylen	11-7	206	18.7	22-43	.512	0-0	.000	17-23	.739	16	31	47	4.3	27	2	8	11	1	7	61	5.5
13	SPALDING, Ray	11-4	228	20.7	19-39	.487	0-0	.000	14-31	.452	24	46	70	6.4	27	0	10	17	10	5	52	4.7
30	McMAHON, Ryan	10-0	70	7.0	8-24	.333	8-21	.381	6-7	.857	1	2	3	0.3	12	0	7	4	0	4	30	3.0
23	LEVITCH, David	10-3	154	15.4	9-25	.360	7-19	.368	4-4	1.000	4	11	15	1.5	20	0	17	3	0	3	29	2.9
15	SHARPE, Tyler	2-0	6	3.0	1-5	.200	0-3	.000	0-0	.000	0	2	2	1.0	1	0	0	0	0	0	2	1.0
11	HENDERSON, Jay	7-0	13	1.9	2-9	.222	0-5	.000	2-2	1.000	0	2	2	0.3	1	0	0	1	0	0	6	0.9
05	STOCKMAN, Matz	4-0	12	3.0	1-1	1.000	0-0	.000	0-0	.000	1	0	1	0.3	7	0	0	1	0	0	2	0.5
Team											15	15	30									
Total.....		11	2200		307-655	.469	77-203	.379	156-228	.684	128	274	402	36.5	216	4	140	116	52	74	847	77.0
Opponents.....		11	2200		243-585	.415	57-190	.300	176-246	.715	99	255	354	32.2	205	-	110	150	44	45	719	65.4

<b>TEAM STATISTICS</b>	<b>LOU</b>	<b>OPP</b>	<b>Date</b>	<b>Opponent</b>	<b>Score</b>	<b>Att.</b>
SCORING	847	719	* 12/28/16	VIRGINIA	L 53-61	21676
Points per game	77.0	65.4	* 1/4/17	at Notre Dame	L 70-77	8420
Scoring margin	+11.6	-	* 1/7/17	at Georgia Tech	w 65-50	6160
FIELD GOALS-ATT	307-655	243-585	* 1/11/17	PITTSBURGH	w 85-80	21558
Field goal pct	.469	.415	* 1/14/17	DUKE	w 78-69	22686
3 POINT FG-ATT	77-203	57-190	* 1/19/17	CLEMSON	w 92-60	21436
3-point FG pct	.379	.300	* 1/21/17	at Florida State	L 68-73	11675
3-pt FG made per game	7.0	5.2	* 1/24/17	at Pitt	w 106-51	8971
FREE THROWS-ATT	156-228	176-246	* 1/29/17	NC STATE	w 85-60	21650
Free throw pct	.684	.715	* 2/4/17	at Boston College	w 90-67	7047
F-Throws made per game	14.2	16.0	* 2/6/17	at Virginia	L 55-71	14623
REBOUNDS	402	354				
Rebounds per game	36.5	32.2	* - Conference game			
Rebounding margin	+4.4	-				
ASSISTS	140	110				
Assists per game	12.7	10.0				
TURNOVERS	116	150				
Turnovers per game	10.5	13.6				
Turnover margin	+3.1	-				
Assist/turnover ratio	1.2	0.7				
STEALS	74	45				
Steals per game	6.7	4.1				
BLOCKS	52	44				
Blocks per game	4.7	4.0				
ATTENDANCE	109006	56896				
Home games-Avg/Game	5-21801	6-9483				
Neutral site-Avg/Game	-	0-0				

<b>Score by Periods</b>	<b>1st</b>	<b>2nd</b>	<b>Totals</b>
LOUISVILLE	411	436	847
Opponents	337	382	719



## 2016-17 Louisville Men's Basketball Game-by-Game Team Statistics

Teams	FG-FGA	Pct	3Pt-Att	Pct	FT-FTA	Pct	O	D	Reb	PF-D	Asst	TO	Blk	Stl	1H	2H	OT	TOT
Evansville	16-57	.281	4-15	.267	11-20	.550	11	18	29	18-0	6	13	2	7	27	20		47
LOUISVILLE	30-63	.476	3-15	.200	15-27	.556	19	33	52	17-1	15	12	10	10	43	35		78
William & Mary	19-61	.311	6-29	.207	14-27	.519	14	28	42	21-0	11	16	3	2	31	27		58
LOUISVILLE	33-72	.457	10-28	.357	15-25	.600	17	32	49	23-0	21	9	11	10	44	47		91
Long Beach State	18-61	.295	6-18	.333	14-17	.824	14	23	37	20-0	6	19	3	8	27	29		56
LOUISVILLE	34-76	.447	7-20	.350	13-18	.722	21	30	51	14-0	20	10	9	9	42	46		88
Old Dominion	22-58	.379	3-16	.188	15-32	.469	13	38	51	28-1	12	22	6	5	24	25	13	62
LOUISVILLE	19-64	.297	8-20	.400	22-35	.629	16	33	49	27-2	12	14	3	10	24	25	19	68
Wichita State	18-57	.316	6-22	.273	10-18	.556	11	22	33	17-0	12	12	0	4	17	35		52
LOUISVILLE	19-52	.365	7-24	.292	17-23	.739	12	34	46	22-1	13	15	8	4	33	29		62
Baylor	26-49	.531	2-13	.154	12-17	.706	7	24	31	12-0	17	12	7	5	24	42		66
LOUISVILLE	25-64	.391	5-18	.278	8-10	.800	15	20	35	19-0	11	7	2	4	39	24		63
Purdue	19-53	.358	10-23	.435	16-22	.727	9	25	34	19-0	13	17	1	6	19	45		64
LOUISVILLE	28-58	.483	4-13	.308	11-17	.647	8	28	36	19-1	11	12	3	6	33	38		71
Grand Canyon	23-49	.469	6-12	.500	18-24	.750	6	19	25	20-0	7	13	3	2	37	33		70
LOUISVILLE	29-61	.475	5-15	.333	16-19	.842	14	22	36	19-0	15	10	4	5	36	43		79
Southern Illinois	19-54	.352	5-24	.208	8-11	.727	5	26	31	20-1	8	17	3	7	26	25		51
LOUISVILLE	27-59	.458	4-17	.235	16-26	.615	13	30	43	14-0	13	12	9	8	37	37		74
Texas Southern	26-74	.351	8-26	.308	11-20	.550	30	19	49	24-1	12	19	2	4	32	39		71
LOUISVILLE	34-78	.436	11-31	.355	23-30	.767	28	23	51	17-1	14	9	6	10	46	56		102
Eastern Kentucky	21-59	.356	6-18	.333	8-15	.533	10	21	31	17-0	12	17	3	8	16	40		56
LOUISVILLE	30-62	.484	10-24	.417	17-21	.810	14	33	47	16-0	19	16	14	7	36	51		87
Kentucky	23-58	.397	5-22	.227	19-29	.655	11	25	36	20-0	10	13	4	7	40	30		70
LOUISVILLE	26-60	.433	6-14	.429	15-20	.750	12	28	40	23-0	10	14	5	4	39	34		73
Virginia	24-49	.490	2-8	.250	11-14	.786	8	23	31	19-0	12	14	0	7	36	25		61
LOUISVILLE	19-44	.432	2-14	.143	13-22	.591	8	18	26	15-0	7	14	2	5	21	32		53
Indiana	19-59	.322	4-21	.190	20-29	.690	19	20	39	17-0	8	14	2	6	27	35		62
LOUISVILLE	27-51	.529	8-10	.421	15-18	.833	6	22	28	23-0	14	10	5	7	39	38		77
Notre Dame	25-57	.439	5-12	.417	22-25	.880	11	27	38	17-0	6	12	7	5	42	35		77
LOUISVILLE	25-64	.391	7-27	.259	13-18	.722	14	21	35	21-0	14	11	7	8	37	33		70
Georgia Tech	17-50	.340	1-8	.125	15-20	.750	10	24	34	19-0	11	14	7	2	18	32		50
LOUISVILLE	23-60	.383	9-16	.563	10-20	.500	16	25	41	19-1	14	8	12	6	27	38		65
Pittsburgh	26-58	.448	12-32	.375	16-29	.552	9	21	30	25-1	12	15	2	4	26	54		80
LOUISVILLE	28-59	.475	6-14	.429	23-34	.676	14	31	45	23-1	12	18	6	8	47	28		85
Duke	22-47	.468	5-12	.417	20-28	.714	7	25	32	23-0	8	18	5	2	30	39		69
LOUISVILLE	28-59	.475	7-19	.368	15-22	.682	11	21	32	24-0	16	11	2	7	34	44		78
Clemson	23-55	.418	8-25	.320	6-13	.462	8	17	25	20-1	10	14	1	7	31	29		60
LOUISVILLE	36-64	.563	9-11	.409	11-16	.688	15	30	45	16-0	10	11	4	7	41	51		92
Florida State	22-60	.367	4-16	.250	25-36	.694	12	28	40	19-1	9	7	8	3	41	32		73
LOUISVILLE	25-65	.385	2-13	.154	16-24	.667	15	28	43	26-1	7	10	4	3	35	33		68
Pittsburgh	13-51	.255	3-22	.136	22-31	.710	8	18	26	18-1	8	13	3	4	18	33		51
LOUISVILLE	39-67	.582	12-22	.545	16-23	.696	14	34	48	20-1	24	9	5	6	51	55		106
NC State	21-56	.375	6-19	.316	12-17	.706	12	22	34	18-0	10	15	3	5	33	27		60
LOUISVILLE	30-60	.500	12-24	.500	13-15	.867	10	26	36	19-0	19	10	3	7	45	40		85
Boston College	25-55	.455	8-24	.333	9-13	.692	5	21	26	13-1	11	14	0	4	30	37		67
LOUISVILLE	34-59	.576	6-14	.429	16-19	.842	5	27	32	18-0	10	9	5	8	39	51		90
Virginia	25-47	.532	3-12	.250	18-20	.900	9	29	38	14-0	13	14	8	2	32	39		71
LOUISVILLE	20-54	.370	5-18	.278	10-15	.667	6	13	19	15-0	7	5	2	9	34	21		55

# 2016-17 Louisville Men's Basketball Miscellaneous Statistics

## Louisville's Record When the Cardinals ...

Lead at halftime .....	16-2
Trail at halftime .....	2-3
Are tied at halftime .....	1-0
Shoot better from the field than opponent .....	18-1
Shoot worse from the field than opponent .....	1-4
Shoot 50 percent or better from the field .....	5-0
Shoot below 50 percent from the field .....	14-5
Opp. shoots 50 pct. or better from the field .....	0-2
Opp. shoots below 50 pct. from the field .....	19-3
Make 7 or fewer three-point goals .....	10-5
Make more than 7 three-point goals .....	9-0
Attempt 20 or fewer three-point goals .....	12-4
Attempt more than 20 three-point goals .....	7-1
Shoot more free throws than their opp. ....	10-1
Opponent shoots more free throws .....	8-4
Outrebound their opponent .....	16-2
Are outrebounded by their opponent .....	2-3
Bench outscores the opponent bench .....	16-2
Opponent bench outscores their bench .....	3-3
Commit fewer turnovers than their opp. ....	16-3
Commit more turnovers than their opp. ....	3-1
Commit same number of turnover as opp. ....	0-1
Commit 15 or fewer turnovers .....	17-5
Commit more than 15 turnovers .....	2-0
Lead with 5:00 Remaining .....	18-1
Trail with 5:00 Remaining .....	0-4
Tied with 5:00 Remaining .....	1-0
1-3 point margins .....	1-0
4-5 point margins .....	1-2
6-10 point margins .....	5-2
11-19 point margins .....	2-1
20 or more point margins .....	10-0
Overtime games .....	1-0
Vs. Top 25 teams .....	4-5
Home games .....	12-1
Away games .....	4-3
Neutral games .....	3-1
Score 59 or fewer points .....	0-2
Score 60-69 points .....	3-2
Score 70-79 points .....	7-1
Score 80-89 points .....	4-0
Score 90 or more points .....	5-0
Allow 59 or fewer points .....	8-0
Allow 60-69 points .....	7-2
Allow 70-79 points .....	3-3
Allow 80 or more points .....	1-0

## Double-Doubles

Johnson .....	3	Adel .....	1
Mahmoud .....	1	Mathiang .....	1

## Points Off Turnovers

Louisville .....	366	Opponents .....	234
------------------	-----	-----------------	-----

## Bench Scoring

Louisville .....	643 (26.8)	Opp .....	386 (16.1)
------------------	------------	-----------	------------

## Rebounding Advantage

Louisville .....	17	Opponents .....	5
------------------	----	-----------------	---

## Attendance

Home .....	266,450	(20,496 avg.)
Away .....	64,389	(9,198 avg.)
Neutral .....	23,684	(5,921 avg.)
Total .....	354,523	(14,772 avg.)

## Double-Figure

### Scoring Games

Mitchell .....	17
Adel .....	15
Snider .....	11
Johnson .....	10
Mathiang .....	9
King .....	7
Spalding .....	6
Mahmoud .....	5
Hicks .....	3
McMahon .....	1
Stockman .....	1

### Games Leading

#### UofL in Scoring

Mitchell .....	10
Snider .....	6
Adel .....	3
Johnson .....	2
King .....	2
Mathiang .....	2
Hicks .....	1
Mahmoud .....	1
Spalding .....	1

### Games Leading

#### UofL in Rebounding

Spalding .....	9
Johnson .....	8
Mathiang .....	5
Mitchell .....	3
Adel .....	1
Mahmoud .....	1

### Games Leading

#### UofL in Assists

Snider .....	12
Mitchell .....	8
Adel .....	3
Levitch .....	2
Mahmoud .....	2
McMahon .....	2

## Scored Louisville's First Points

<i>Who</i>	
Mitchell .....	7
Adel .....	5
Johnson .....	3
Mathiang .....	3
Snider .....	3
Mahmoud .....	2
Levitch .....	1

<i>How</i>	
Jumper .....	7
Three-pointer .....	6
Layup .....	5
Dunk .....	3
Free Throw .....	2
Tip-in .....	1

## Dunks 70

Johnson .....	20
Spalding .....	16
Mahmoud .....	15
Mathiang .....	9
Adel .....	4
Mitchell .....	3
Stockman .....	2
King .....	1

## Jump Balls Controlled

Louisville .....	11	(Mathiang 6, Mahmoud 5)
Opponents .....	13	

## Starting Lineups

W-L	Forward	Forward	Center	Guard	Guard
11-2	Adel	Johnson	Mathiang	Snider	Mitchell
2-1	Adel	Spalding	Mahmoud	Snider	Mitchell
2-0	Adel	Johnson	Mahmoud	Mitchell	Levitch
1-0	King	Spalding	Mahmoud	Snider	Adel
1-0	King	Spalding	Mahmoud	Snider	Mitchell
1-0	Adel	Johnson	Mahmoud	Mitchell	Hicks
1-1	King	Johnson	Mahmoud	Mitchell	Adel
0-1	King	Johnson	Mahmoud	Mitchell	Levitch

## Scoring Summary

	1st Half	2nd Half	OT	Total
Louisville	902	939	19	1860
Opponents	684	807	13	1504

## Leads and Deficits

UL's Biggest Halftime Lead .....	33 (51-18) vs. Pittsburgh (1/24)
UL's Biggest Halftime Lead Blown .....	15 (39-24) vs. Baylor (11/25)
UL's Biggest Halftime Deficit	
Overcome .....	1 (36-37) vs. Grand Canyon (12/3)
	(39-40) vs. Kentucky (12/21)
UL's Biggest 2nd Half Lead .....	58 three times
	<i>latest:</i> (106-48) vs. Pittsburgh (1/24)
UL's Biggest 2nd Half Lead Blown .....	20 (44-24) vs. Baylor (11/25)
UL's Biggest 2nd Half Deficit .....	21 three times
	<i>latest:</i> (35-56) vs. Virginia (12/28)
UL's Biggest 2nd Half Deficit	
Overcome .....	7 (31-38) vs. Old Dominion (11/23)
UL's Biggest Overall Lead .....	58 three times
	<i>latest:</i> (106-48) vs. Pittsburgh (1/24)
UL's Biggest Lead Blown .....	22 (32-10) vs. Baylor (11/25)
UL's Biggest Overall Deficit .....	21 three times
	<i>latest:</i> (35-56) vs. Virginia (12/28)
UL's Biggest Deficit Overcome .....	9 (12-21) vs. Clemson (1/19)

## Home, Road and Half Statistics

Halftime Leads .....	UL 18, Opp 5, Tied 1
FG% in KFC Yum! Center .....	471 (383-814)
FG% Away from Home .....	431 (285-661)
3 Pt FG% in KFC Yum! Center .....	360 (91-253)
3 Pt FG% Away from Home .....	359 (74-206)
FT% in KFC Yum! Center .....	683 (200-293)
FT% Away from Home .....	710 (159-224)
Scoring Average	
in KFC Yum! Center .....	81.3 (1057 pts.)
Scoring Avg. on the Road .....	73.0 (803 pts.)
Opp. Scoring Average	
in KFC Yum! Center .....	61.8 (803 pts.)
Opp. Scoring Average	
on the Road .....	63.7 (701 pts.)
Most 1st Half Points .....	51 vs. Pittsburgh (1/24)
Most 2nd Half Points .....	56 vs. Texas Southern (12/10)
Fewest 1st Half Points .....	21 vs. Virginia (12/28)
Fewest 2nd Half Points .....	21 vs. Virginia (2/6)
Largest Halftime Lead .....	33 vs. Pittsburgh (1/24)
Largest Halftime Deficit .....	15 vs. Virginia (12/28)

## 2016-17 Louisville Men's Basketball Team Superlatives

Louisville High	Louisville Low	Statistical Category	Opponent High	Opponent Low
106 vs. Pittsburgh (1/24)	53 vs. Virginia (12/28)	Points	80 by Pittsburgh (1/11)	47 by Evansville (11/11)
51 vs. Pittsburgh (1/24)	21 vs. Virginia (12/28)	First Half Points	42 by Notre Dame (1/4)	16 by Eastern Ky. (12/17)
56 vs. Texas Southern (12/10)	21 vs. Virginia (2/6)	Second Half Points	54 by Pittsburgh (1/11)	20 by Evansville (11/11)
39 vs. Pittsburgh (1/24)	19 three times <i>latest: vs. Virginia (12/28)</i>	Field Goals	26 three times <i>latest: by Pittsburgh (1/11)</i>	13 by Pittsburgh (1/24)
78 vs. Texas Southern (12/10)	44 vs. Virginia (12/28)	Field Goal Attempts	74 by Texas Southern (12/10)	47 by Virginia (2/6)
.582 vs. Pittsburgh (1/24)	.297 vs. Old Dominion (11/23)	FG Percentage	.532 by Virginia (2/6)	.255 by Pittsburgh (1/24)
12 vs. Pittsburgh (1/24)	2 vs. Virginia (12/28)	3-Point Field Goals	12 by Pittsburgh (1/11)	1 by Georgia Tech (1/7)
vs. NC State (1/29)	vs. Florida State (1/21)			
31 vs. Texas Southern (12/10)	13 vs. Purdue, Florida State	3-Point Field Goal Att.	32 by Pittsburgh (1/11)	8 by Virginia, Georgia Tech
.563 vs. Georgia Tech (1/7)	.143 vs. Virginia (12/28)	3-Point FG Percentage	.500 by Grand Canyon (12/3)	.125 by Georgia Tech (1/7)
23 vs. Texas Sou., Pitt	8 vs. Baylor (11/25)	Free Throws	25 by Florida State (1/21)	6 Clemson (1/19)
35 vs. Old Dominion (11/23)	10 vs. Baylor (11/25)	Free Throw Attempts	36 by Florida State (1/21)	11 by Southern Illinois (12/7)
.867 vs. NC State (1/29)	.500 vs. Georgia Tech (1/7)	Free Throw Percentage	.900 by Virginia (2/6)	.462 by Clemson (1/19)
28 vs. Texas Southern (12/10)	5 vs. Boston College (2/4)	Offensive Rebounds	30 by Texas Southern (12/10)	5 by SIU (12/7), BC (2/4)
34 vs. Wichita State, Pitt	13 vs. Virginia (2/6)	Defensive Rebounds	38 by Old Dominion (11/23)	17 by Long Beach, Clemson
52 vs. Evansville (11/11)	19 vs. Virginia (2/6)	Total Rebounds	51 by Old Dominion (11/23)	25 by Grand Canyon, Clemson
27 vs. Old Dominion (11/23)	14 vs. Long Beach St., Sou. Ill.	Fouls	28 by Old Dominion (11/23)	12 by Baylor (11/25)
24 vs. Pittsburgh (1/24)	7 three times <i>latest: vs. Virginia (2/6)</i>	Assists	17 by Baylor (11/25)	6 by three times <i>latest: by Notre Dame (1/4)</i>
18 vs. Pittsburgh (1/11)	5 vs. Virginia (2/6)	Turnovers	22 by Old Dominion (11/23)	12 three times <i>latest: by Notre Dame (1/4)</i>
14 vs. Eastern Ky. (12/17)	2 four times <i>latest: vs. Virginia (2/6)</i>	Blocked Shots	8 by Virginia (2/6)	0 three times (2/4) <i>latest: by Boston Coll. (2/4)</i>
10 four times <i>latest: vs. Texas Southern (12/10)</i>	4 three times <i>latest: vs. Kentucky (12/21)</i>	Steals	8 three times <i>latest: by Notre Dame (1/4)</i>	2 five times <i>latest: by Virginia (2/6)</i>

## 2016-17 Louisville Men's Basketball Individual Superlatives

	Louisville	Opponent
Field Goals Made	10 by Quentin Snider vs. Kentucky (12/21)	15 by Jamel Artis, Pittsburgh (1/11)
Field Goals Attempted	20 by Donovan Mitchell vs. Notre Dame (1/4)	30 by D. Jefferson, Texas Southern (12/10)
Highest FG Pct. (min. 5 made)	100 four times <i>latest: (7-7) by Anas Mahmoud vs. Pitt(1/24)</i>	.833 (5-6) by Edrice Adebayo, Kentucky (12/21)
3-Point Field Goals Made	6 by Donovan Mitchell vs. Pittsburgh (1/24), NC State (1/29)	7 by Jamel Artis, Pittsburgh (1/11)
3-Point Field Goals Attempted	10 by Donovan Mitchell vs. Notre Dame (1/4), NC St. (1/29)	13 by Jamel Artis, Pittsburgh (1/11)
3-Point FG Pct. (min. 3 made)	1.000 (3-3) by V.J. King vs. William & Mary (11/14)	100 (3-3) by Ryan Cline, Purdue (11/30)
Free Throws Made	7 by Deng Adel vs. William & Mary (11/14) by Quentin Snider vs. Old Dominion (11/23)	11 by DeWayne Russell, Grand Canyon (12/3)
Free Throws Attempted	11 by Quentin Snider vs. Old Dominion (11/23)	16 by DeWayne Russell, Grand Canyon (12/3)
Free Throw Pct. (min. 8 made)	none	.889 (8-9) by Matt Farrell, Notre Dame (1/4)
Offensive Rebounds	7 by Jaylen Johnson vs. Evansville (11/11) by Mangok Mathiang vs. Florida State (1/21)	15 by Derrick Griffin, Texas Southern (12/10)
Defensive Rebounds	10 by Deng Adel vs. Southern Illinois (12/7)	11 by Derrick Griffin, Texas Southern (12/10)
Total Rebounds	14 by Jaylen Johnson vs. Evansville (11/11)	26 by Derrick Griffin, Texas Southern (12/10)
Turnovers	5 by Mangok Mathiang vs. Old Dominion (11/23)	11 by D. Jefferson, Texas Southern (12/10)
Assists	7 by Quentin Snider vs. Georgia Tech (1/7)	7 by London Perrantes, Virginia (12/28)
Blocked Shots	6 vs. Anas Mahmoud vs. Wichita St. (11/24), Notre Dame (1/4) vs. Jaylen Johnson vs. Southern Illinois (12/7)	6 by Jo Lual-Acuil, Baylor (11/25)
Steals	7 by Donovan Mitchell vs. Old Dominion (11/23)	3 by Ryan Taylor, Evansville (11/11) by Sidy Djitte, Clemson (1/19)
Minutes Played (regulation game)	39 by Donovan Mitchell vs. Notre Dame (1/4) by Quentin Snider vs. Georgia Tech (1/7)	40 by DeWayne Russell, Grand Canyon (12/3) by D. Jefferson, Texas Southern (12/10)
Minutes Played (overtime game)	40 by D. Mitchell & D. Adel vs. Old Dominion (11/23)	41 by Denzell Taylor, Old Dominion (11/23)





**2016-17 Louisville Men's Basketball**  
**LOUISVILLE Points-Rebounds-Assists (as of Feb 06, 2017)**  
**All games**



Opponent	Date	Score	00		01		04		05		10		11		12	
			KING,VJ	HICKS,TONY	SNIDER,QUE	STOCKMAN,M	JOHNSON,JA	HENDERSON,	MATHIANG,M							
EVANSVILLE	11/11/16	78-47	w	6-2-0	4-2-2	3-2-3	4-2-0	19-14-1	0-0-0	9-7-0						
WILLIAM & MARY	11/14/16	91-58	w	17-5-0	4-2-3	13-3-4	0-1-0	13-9-0	3-0-0	3-10-2						
LONG BEACH ST	11/17/16	88-56	w	8-3-0	DNP	4-2-5	0-1-1	14-11-0	2-0-1	11-7-0						
vs Old Dominion	11/23/16	68-62	w	2-2-1	0-0-0	18-1-4	0-1-0	6-12-2	DNP	12-5-0						
vs Wichita State	11/24/16	62-52	w	10-4-0	DNP	14-4-3	0-1-0	1-6-0	DNP	1-2-0						
vs Baylor	11/25/16	63-66	L	5-2-0	DNP	14-2-3	1-1-0	10-6-0	0-0-0	0-5-1						
PURDUE	11/30/16	71-64	w	0-2-0	0-1-1	9-2-2	0-0-0	6-2-0	DNP	11-8-1						
at Grand Canyon	12/3/16	79-70	w	14-3-3	DNP	9-3-4	10-3-0	5-4-1	DNP	3-8-1						
SOUTHERN ILLINOIS	12/7/16	74-51	w	3-3-0	2-0-2	9-1-4	7-2-1	9-10-0	DNP	15-6-0						
TEXAS SOUTHERN	12/10/16	102-71	w	13-3-1	7-4-2	15-6-4	7-5-1	11-8-0	2-0-0	10-8-1						
EASTERN KENTUCKY	12/17/16	87-56	w	9-2-0	10-1-1	13-1-6	0-3-0	10-7-0	0-0-1	0-13-4						
KENTUCKY	12/21/16	73-70	w	0-0-0	0-2-0	22-6-5	DNP	14-6-0	DNP	0-5-0						
VIRGINIA	12/28/16	53-61	L	6-4-0	8-0-1	8-1-1	DNP	4-3-0	DNP	0-5-1						
vs Indiana	12/31/16	77-62	w	2-1-0	0-2-0	7-1-3	0-0-0	13-7-2	DNP	1-1-0						
at Notre Dame	1/4/17	70-77	L	2-1-1	0-0-0	12-1-3	DNP	5-4-0	DNP	4-3-0						
at Georgia Tech	1/7/17	65-50	w	4-1-1	DNP	12-3-7	DNP	0-1-0	0-1-0	7-6-0						
PITTSBURGH	1/11/17	85-80	w	2-2-0	2-1-0	22-3-5	DNP	4-4-1	0-0-0	5-3-0						
DUKE	1/14/17	78-69	w	7-3-0	2-0-0	13-5-6	DNP	0-3-2	DNP	7-1-0						
CLEMSON	1/19/17	92-60	w	14-2-1	9-3-0	DNP	DNP	12-10-2	0-0-0	12-8-0						
at Florida State	1/21/17	68-73	L	0-0-0	16-3-1	DNP	0-0-0	10-1-0	DNP	13-13-1						
at Pitt	1/24/17	106-51	w	2-1-2	10-1-4	DNP	2-1-0	7-11-1	4-1-0	9-9-1						
NC STATE	1/29/17	85-60	w	9-7-3	DNP	DNP	0-0-0	6-3-0	0-0-0	14-5-1						
at Boston College	2/4/17	90-67	w	11-3-1	DNP	DNP	DNP	9-7-1	2-0-0	16-4-1						
at Virginia	2/6/17	55-71	L	24-3-0	DNP	DNP	0-0-0	4-0-1	0-0-0	DNP						

Opponent	Date	Score	13		14		15		22		23		30		45	
			SPALDING,R	MAHMOUD,AN	SHARPE,TYL	ADEL,DENG	LEVITCH,DA	MCMAHON,RY	MITCHELL,D							
EVANSVILLE	11/11/16	78-47	w	2-4-1	10-5-1	0-0-0	6-5-2	0-3-2	0-0-0	15-5-3						
WILLIAM & MARY	11/14/16	91-58	w	10-4-0	2-3-1	DNP	16-5-5	1-1-0	0-0-3	9-5-3						
LONG BEACH ST	11/17/16	88-56	w	10-6-3	8-8-1	0-0-0	11-3-3	6-1-0	6-3-5	8-6-1						
vs Old Dominion	11/23/16	68-62	w	5-5-0	2-2-0	DNP	5-2-3	3-4-0	0-0-0	15-7-2						
vs Wichita State	11/24/16	62-52	w	4-9-1	5-5-1	DNP	11-2-1	2-0-2	0-1-0	14-8-5						
vs Baylor	11/25/16	63-66	L	6-4-0	2-0-2	DNP	4-5-1	2-1-0	2-0-0	17-8-4						
PURDUE	11/30/16	71-64	w	11-9-1	9-1-2	DNP	9-5-2	2-0-0	6-1-1	8-5-1						
at Grand Canyon	12/3/16	79-70	w	14-3-3	DNP	DNP	15-3-0	0-2-2	0-0-0	9-4-1						
SOUTHERN ILLINOIS	12/7/16	74-51	w	8-4-0	DNP	0-0-0	12-12-2	2-0-0	0-0-1	7-3-3						
TEXAS SOUTHERN	12/10/16	102-71	w	2-0-0	DNP	0-1-0	11-6-1	4-3-1	8-1-0	12-5-3						
EASTERN KENTUCKY	12/17/16	87-56	w	8-5-1	6-4-0	0-0-1	7-3-3	6-0-2	3-1-0	15-7-0						
KENTUCKY	12/21/16	73-70	w	6-7-1	0-3-1	DNP	18-6-2	0-1-0	DNP	13-4-1						
VIRGINIA	12/28/16	53-61	L	3-6-1	7-3-2	DNP	8-2-1	DNP	2-0-0	7-2-0						
vs Indiana	12/31/16	77-62	w	2-3-0	10-2-2	DNP	17-4-4	0-0-0	DNP	25-3-3						
at Notre Dame	1/4/17	70-77	L	6-10-0	6-4-2	DNP	10-4-2	0-0-1	5-1-0	20-4-5						
at Georgia Tech	1/7/17	65-50	w	6-12-1	10-5-0	DNP	6-3-0	0-2-1	0-0-0	20-3-4						
PITTSBURGH	1/11/17	85-80	w	11-8-1	4-5-0	DNP	15-6-1	5-1-1	0-0-0	15-8-3						
DUKE	1/14/17	78-69	w	11-2-1	17-11-0	DNP	6-1-4	0-0-0	DNP	15-5-3						
CLEMSON	1/19/17	92-60	w	0-3-1	6-5-0	0-1-0	18-6-2	3-1-0	0-0-0	18-4-4						
at Florida State	1/21/17	68-73	L	2-6-0	0-0-0	DNP	12-6-2	9-3-3	0-0-0	6-3-0						
at Pitt	1/24/17	106-51	w	2-5-2	14-3-0	2-1-0	10-6-3	0-3-3	15-0-5	29-2-3						
NC STATE	1/29/17	85-60	w	5-6-2	2-2-1	DNP	10-3-3	6-1-3	5-0-1	28-8-5						
at Boston College	2/4/17	90-67	w	3-7-1	8-3-0	DNP	19-2-0	3-2-3	0-1-0	19-3-3						
at Virginia	2/6/17	55-71	L	3-5-0	2-1-0	DNP	DNP	3-2-2	3-1-1	16-4-3						



**2016-17 Louisville Men's Basketball**  
LOUISVILLE Team Game-by-Game Comparison (as of Feb 06, 2017)  
**All games**



Opponent	1st	2nd	Score	Mar	Total FG	FG Pct	3-Pointers	3FG Pct	Free Throws	FT Pct	Rebounds	Assist	T/Over	Block	Steal	Fouls
EVANSVILLE	43/27	35/20	78-47	+31	30-63/16-57	.476/.281	3-15/4-15	.200/.267	15-27/11-20	.556/.550	52/29 +23	15/6	12/13	10/2	10/7	17/18
WILLIAM & MARY	44/31	47/27	91-58	+33	33-72/19-61	.458/.311	10-28/6-29	.357/.207	15-25/14-27	.600/.519	49/42 +7	21/11	9/16	11/3	10/2	23/21
LONG BEACH ST	42/27	46/29	88-56	+32	34-76/18-61	.447/.295	7-20/6-18	.350/.333	13-18/14-17	.722/.824	51/37 +14	20/6	10/19	9/3	9/8	14/20
Old Dominion	24/24	25/25	68-62	+6	19-64/22-58	.297/.379	8-20/3-16	.400/.188	22-35/15-32	.629/.469	49/51 (2)	12/12	14/22	3/6	10/5	27/28
Wichita State	33/17	29/35	62-52	+10	19-52/18-57	.365/.316	7-24/6-22	.292/.273	17-23/10-18	.739/.556	46/33 +13	13/12	15/12	8/0	4/4	22/17
Baylor	39/24	24/42	63-66	(3)	25-64/26-49	.391/.531	5-18/2-13	.278/.154	8-10/12-17	.800/.706	35/31 +4	11/17	7/12	2/7	4/5	19/12
PURDUE	33/19	38/45	71-64	+7	28-58/19-53	.483/.358	4-13/10-23	.308/.435	11-17/16-22	.647/.727	36/34 +2	11/13	12/17	3/1	6/6	19/19
Grand Canyon	36/37	43/33	79-70	+9	29-61/23-49	.475/.469	5-15/6-12	.333/.500	16-19/18-24	.842/.750	36/25 +11	15/7	10/13	4/3	5/2	19/20
SOUTHERN ILLINOIS	37/26	37/25	74-51	+23	27-59/19-54	.458/.352	4-17/5-24	.235/.208	16-26/8-11	.615/.727	43/31 +12	13/8	12/17	9/3	8/7	14/20
TEXAS SOUTHERN	46/32	56/39	102-71	+31	34-78/26-74	.436/.351	11-31/8-26	.355/.308	23-30/11-20	.767/.550	51/49 +2	14/12	9/19	6/2	10/4	17/24
EASTERN KENTUCKY	36/16	51/40	87-56	+31	30-62/21-59	.484/.356	10-24/6-18	.417/.333	17-21/8-15	.810/.533	47/31 +16	19/12	16/17	14/3	7/8	16/17
KENTUCKY	39/40	34/30	73-70	+3	26-60/23-58	.433/.397	6-14/5-22	.429/.227	15-20/19-29	.750/.655	40/36 +4	10/10	14/13	5/4	4/7	23/20
VIRGINIA	21/36	32/25	53-61	(8)	19-44/24-49	.432/.490	2-14/2-8	.143/.250	13-22/11-14	.591/.786	26/31 (5)	7/12	14/14	2/0	5/7	15/19
Indiana	39/27	38/35	77-62	+15	27-51/19-59	.529/.322	8-19/4-21	.421/.190	15-18/20-29	.833/.690	28/39 (11)	14/8	10/14	5/2	7/6	23/17
Notre Dame	37/42	33/35	70-77	(7)	25-64/25-57	.391/.439	7-27/5-12	.259/.417	13-18/22-25	.722/.880	35/38 (3)	14/6	11/12	7/7	8/5	21/17
Georgia Tech	27/18	38/32	65-50	+15	23-60/17-50	.383/.340	9-16/1-8	.563/.125	10-20/15-20	.500/.750	41/34 +7	14/11	8/14	12/7	6/2	19/19
PITTSBURGH	47/26	38/54	85-80	+5	28-59/26-58	.475/.448	6-14/12-32	.429/.375	23-34/16-29	.676/.552	45/30 +15	12/12	18/15	6/2	8/4	23/25
DUKE	34/30	44/39	78-69	+9	28-59/22-47	.475/.468	7-19/5-12	.368/.417	15-22/20-28	.682/.714	32/32 -	16/8	11/18	2/5	7/2	24/23
CLEMSON	41/31	51/29	92-60	+32	36-64/23-55	.563/.418	9-22/8-25	.409/.320	11-16/6-13	.688/.462	45/25 +20	10/10	11/14	4/1	7/7	16/20
Florida State	35/41	33/32	68-73	(5)	25-65/22-60	.385/.367	2-13/4-16	.154/.250	16-24/25-36	.667/.694	43/40 +3	7/9	10/7	4/8	3/3	26/19
Pitt	51/18	55/33	106-51	+55	39-67/13-51	.582/.255	12-22/3-22	.545/.136	16-23/22-31	.696/.710	48/26 +22	24/8	9/13	5/3	6/4	20/18
NC STATE	45/33	40/27	85-60	+25	30-60/21-56	.500/.375	12-24/6-19	.500/.316	13-15/12-17	.867/.706	36/34 +2	19/10	10/15	3/3	7/5	19/18
Boston College	39/30	51/37	90-67	+23	34-59/25-55	.576/.455	6-14/8-24	.429/.333	16-19/9-13	.842/.692	32/26 +6	10/11	9/14	5/0	8/4	18/13
Virginia	34/32	21/39	55-71	(16)	20-54/25-47	.370/.532	5-18/3-12	.278/.250	10-15/18-20	.667/.900	19/38 (19)	7/13	5/14	2/8	9/2	15/14

Note: Game totals are displayed in the format TEAM/OPPONENT for each category

**Specialty Stats Game-by-Game (UL/Opp)**

Opponent	Date	Paint	Off TO	2nd Chnc	Fast Brk	Bench	Opponent	Date	Paint	Off TO	2nd Chnc	Fast Brk	Bench
Evansville	11/11/16	46/20	20/12	23/4	7/6	26/19	Virginia	12/28/16	26/26	13/18	6/8	4/8	26/29
William & Mary	11/14/16	46/22	22/5	14/13	10/4	37/23	Indiana	12/31/16	30/30	19/8	5/21	4/2	39/21
Long Beach State	11/17/16	42/20	25/12	19/12	0/4	40/18	Notre Dame	1/4/17	32/34	17/11	15/12	8/4	16/11
Old Dominion	11/23/16	20/34	17/11	18/13	4/4	12/15	Georgia Tech	1/7/17	26/24	7/5	18/12	4/6	11/7
Wichita State	11/24/16	18/20	8/9	16/16	5/2	21/24	Pittsburgh	1/11/17	34/22	15/22	17/10	9/2	31/7
Baylor	11/25/16	38/46	11/9	13/5	9/10	18/36	Duke	1/14/17	36/26	13/7	13/5	6/6	16/3
Purdue	11/30/16	32/18	11/13	14/11	2/4	28/23	Clemson	1/19/17	42/22	23/12	20/9	4/2	24/22
Grand Canyon	12/3/16	44/22	18/7	10/5	4/6	38/5	Florida State	1/21/17	40/30	7/12	18/9	4/6	40/11
Southern Illinois	12/7/16	40/22	17/10	13/3	6/8	22/4	Pittsburgh	1/24/17	52/12	22/7	12/4	11/4	36/17
Texas Southern	12/10/16	38/32	28/11	30/25	6/6	43/8	NC State	1/29/17	32/24	22/11	15/8	2/4	33/10
Eastern Kentucky	12/17/16	38/26	21/14	16/4	18/6	42/17	Boston College	2/4/17	40/28	23/8	4/0	14/6	32/23
Kentucky	12/21/16	34/32	8/13	11/4	8/12	6/12	Virginia	2/6/17	22/32	11/8	7/11	4/8	6/21



**2016-17 Louisville Men's Basketball**  
**LOUISVILLE Game-by-Game Highs (as of Feb 06, 2017)**  
**All games**



Opponent	Date	Score	Points	Rebounds	Assists	Steals	Blocked shots
EVANSVILLE	11/11/16	78-47	19-JOHNSON, Jaylen	14-JOHNSON, Jaylen	3-MITCHELL, Donovan SNIDER, Quentin	4-MITCHELL, Donovan	3-JOHNSON, Jaylen MAHMOUD, Anas
WILLIAM & MARY	11/14/16	91-58	17-KING, V.J.	10-MATHIANG, Mang	5-ADEL, Deng	4-ADEL, Deng	5-MATHIANG, Mar
LONG BEACH ST	11/17/16	88-56	14-JOHNSON, Jaylen	11-JOHNSON, Jaylen	5-SNIDER, Quentin McMAHON, Ryan	2-MATHIANG, Mango SPALDING, Ray MITCHELL, Donovan	2-SPALDING, Ray MAHMOUD, Anas
vs Old Dominion	11/23/16	68-62	18-SNIDER, Quentin	12-JOHNSON, Jaylen	4-SNIDER, Quentin	7-MITCHELL, Donovan	2-SPALDING, Ray
vs Wichita State	11/24/16	62-52	14-MITCHELL, Donovan SNIDER, Quentin	9-SPALDING, Ray	5-MITCHELL, Donovan	3-MITCHELL, Donovan	6-MAHMOUD, Anas
vs Baylor	11/25/16	63-66	17-MITCHELL, Donovan	8-MITCHELL, Donovan	4-MITCHELL, Donovan	1-MAHMOUD, Anas MITCHELL, Donovan ADEL, Deng MATHIANG, Mango	1-MAHMOUD, Anas MATHIANG, Mang
PURDUE	11/30/16	71-64	11-MATHIANG, Mang SPALDING, Ray	9-SPALDING, Ray	2-SNIDER, Quentin MAHMOUD, Anas ADEL, Deng	1-MATHIANG, Mango ADEL, Deng MITCHELL, Donovan MAHMOUD, Anas JOHNSON, Jaylen McMAHON, Ryan	1-SPALDING, Ray MAHMOUD, Anas MITCHELL, Donovan
at Grand Canyon	12/3/16	79-70	15-ADEL, Deng	8-MATHIANG, Mango	4-SNIDER, Quentin	2-LEVITCH, David	2-MATHIANG, Mar
SOUTHERN ILLINOIS	12/7/16	74-51	15-MATHIANG, Mang	12-ADEL, Deng	4-SNIDER, Quentin	2-HICKS, Tony SPALDING, Ray MITCHELL, Donovan	6-JOHNSON, Jaylen
TEXAS SOUTHERN	12/10/16	102-71	15-SNIDER, Quentin	8-JOHNSON, Jaylen MATHIANG, Mango	4-SNIDER, Quentin	4-MITCHELL, Donovan	3-ADEL, Deng
EASTERN KENTUCKY	12/17/16	87-56	15-MITCHELL, Donovan	13-MATHIANG, Mang	6-SNIDER, Quentin	2-MAHMOUD, Anas SPALDING, Ray	5-MAHMOUD, Anas
KENTUCKY	12/21/16	73-70	22-SNIDER, Quentin	7-SPALDING, Ray	5-SNIDER, Quentin	2-SNIDER, Quentin	2-MAHMOUD, Anas MATHIANG, Mang
VIRGINIA	12/28/16	53-61	8-ADEL, Deng SNIDER, Quentin HICKS, Tony	6-SPALDING, Ray	2-MAHMOUD, Anas	1-HICKS, Tony MITCHELL, Donovan JOHNSON, Jaylen MATHIANG, Mango ADEL, Deng	2-MAHMOUD, Anas
vs Indiana	12/31/16	77-62	25-MITCHELL, Donovan	7-JOHNSON, Jaylen	4-ADEL, Deng	3-SNIDER, Quentin	3-MAHMOUD, Anas
at Notre Dame	1/4/17	70-77	20-MITCHELL, Donovan	10-SPALDING, Ray	5-MITCHELL, Donovan	5-MITCHELL, Donovan	6-MAHMOUD, Anas
at Georgia Tech	1/7/17	65-50	20-MITCHELL, Donovan	12-SPALDING, Ray	7-SNIDER, Quentin	2-SNIDER, Quentin SPALDING, Ray	3-MITCHELL, Donovan MATHIANG, Mang
PITTSBURGH	1/11/17	85-80	22-SNIDER, Quentin	8-MITCHELL, Donovan SPALDING, Ray	5-SNIDER, Quentin	3-MITCHELL, Donovan	3-MATHIANG, Mang
DUKE	1/14/17	78-69	17-MAHMOUD, Anas	11-MAHMOUD, Anas	6-SNIDER, Quentin	3-SNIDER, Quentin	1-MAHMOUD, Anas HICKS, Tony
CLEMSON	1/19/17	92-60	18-MITCHELL, Donovan ADEL, Deng	10-JOHNSON, Jaylen	4-MITCHELL, Donovan	3-MITCHELL, Donovan	2-MATHIANG, Mang
at Florida State	1/21/17	68-73	16-HICKS, Tony	13-MATHIANG, Mang	3-LEVITCH, David	1-ADEL, Deng JOHNSON, Jaylen MATHIANG, Mango	2-MATHIANG, Mang
at Pitt	1/24/17	106-51	29-MITCHELL, Donovan	11-JOHNSON, Jaylen	5-McMAHON, Ryan	2-MAHMOUD, Anas	3-SPALDING, Ray
NC STATE	1/29/17	85-60	28-MITCHELL, Donovan	8-MITCHELL, Donovan	5-MITCHELL, Donovan	2-MITCHELL, Donovan LEVITCH, David	1-SPALDING, Ray KING, V.J. MAHMOUD, Anas
at Boston College	2/4/17	90-67	19-MITCHELL, Donovan ADEL, Deng	7-JOHNSON, Jaylen SPALDING, Ray	3-MITCHELL, Donovan LEVITCH, David	4-MITCHELL, Donovan	3-MAHMOUD, Anas
at Virginia	2/6/17	55-71	24-KING, V.J.	5-SPALDING, Ray	3-MITCHELL, Donovan	4-MITCHELL, Donovan	2-MAHMOUD, Anas



# 2016-17 Box Scores

## Louisville 109, Kentucky Wesleyan 71 (exhibition) Nov. 3, 2016 -- KFC YUM! CENTER

### Louisville 109

Player	min	FG	3FG	FT	Reb	Ast	TO	BL	ST	PF	TP
Johnson	f 21	6-6	0-0	3-6	6	2	2	0	0	4	15
Adel	f 23	5-7	1-1	5-5	7	3	3	0	0	1	16
Mahmoud	c 19	3-7	0-0	0-0	1	0	2	1	1	1	6
Snider	g 27	5-9	4-6	0-0	3	2	2	0	1	1	14
Mitchell	g 21	4-9	0-3	3-4	5	4	1	1	2	3	11
King	16	2-3	1-1	3-4	3	0	1	0	0	2	8
Hicks	15	1-4	0-1	1-2	3	5	0	0	0	2	3
Stockman	8	2-5	0-0	3-4	4	2	1	0	0	2	7
Henderson	1	0-0	0-0	0-0	0	0	0	0	0	0	0
Mathiang	13	3-3	0-0	1-2	5	1	0	1	1	4	7
Spalding	19	4-6	0-0	0-0	4	0	4	2	2	0	8
Levitich	8	0-1	0-1	0-0	0	1	0	0	0	2	0
McMahon	9	4-5	3-4	3-4	1	0	0	0	1	2	14
Team					1						
Totals	200	39-65	9-17	22-31	43	21	14	6	8	24	109

Total FG% 1st H: 20-36 55.6% 2nd H: 19-29 65.5% Game: 60.0%  
 3-Pt. FG% 1st H: 3- 8 37.5% 2nd H: 6- 9 66.7% Game: 52.9%  
 FThrow % 1st H: 8-10 80.0% 2nd H: 14-21 66.7% Game: 71.0%

### Kentucky Wesleyan 71

Player	min	FG	3FG	FT	Reb	Ast	TO	BL	ST	PF	TP
Williams	26	5-12	0-4	2-2	5	1	1	0	0	5	12
Hatton	28	4-9	2-4	1-1	2	0	1	0	0	2	11
Foster	16	0-2	0-0	4-4	0	0	0	0	0	0	4
Jacks	30	5-8	0-0	3-7	11	3	4	0	0	4	13
Bosley	32	3-12	1-5	7-9	2	2	1	0	0	0	14
Lindsey	22	1-2	0-1	4-5	4	5	5	0	0	4	6
Noffsinger	2	0-0	0-0	0-0	0	1	0	0	0	0	0
Stanford	14	2-5	0-0	0-1	2	0	1	1	0	4	4
Lukens	2	0-0	0-0	0-0	0	0	0	0	0	0	0
Derkson	14	2-4	1-3	0-0	1	1	1	0	0	2	5
Vigilance	14	1-5	0-0	0-1	2	0	1	0	4	5	2
Team					1		1				
Totals	200	23-59	4-18	21-30	30	13	20	1	4	26	71

Total FG% 1st H: 10-28 35.7% 2nd H: 13-31 41.9% Game: 39.0%  
 3-Pt. FG% 1st H: 4-11 36.4% 2nd H: 0- 7 0.0% Game: 22.2%  
 F Throw % 1st H: 7-10 70.0% 2nd H: 14-20 70.0% Game: 70.0%

Score by Periods	1st	2nd	Total	Attendance:
Ky. Wesleyan	31	40	71	15,836
Louisville	51	58	109	Ties: 0
				Lead Changes: 0

## Louisville 81, Bellarmine 60 (exhibition) Nov. 7, 2016 -- KFC YUM! CENTER

### Louisville 81

Player	min	FG	3FG	FT	Reb	Ast	TO	BL	ST	PF	TP
Johnson	f 26	3-8	0-0	0-0	11	0	3	1	2	1	6
Adel	f 22	5-9	1-3	2-2	3	2	1	0	0	3	13
Mathiang	c 23	1-3	0-0	0-0	5	2	1	0	0	1	2
Snider	g 28	4-11	3-6	0-0	3	4	1	0	0	2	11
Mitchell	g 17	4-6	3-4	2-2	2	1	1	0	0	2	13
King	15	3-6	0-0	0-1	2	0	0	0	0	2	6
Hicks	12	5-8	0-1	2-4	2	2	1	0	0	1	12
Henderson	3	0-1	0-1	0-0	0	0	0	0	0	0	0
Spalding	14	1-4	0-0	2-2	3	1	2	2	3	4	10
Mahmoud	17	1-3	0-0	0-0	6	1	1	0	1	1	2
Levitich	15	3-4	1-2	2-2	0	0	0	0	0	0	9
McMahon	8	1-2	1-2	0-2	0	0	0	0	1	2	3
Team					0						
Totals	200	31-65	9-19	10-15	37	11	12	4	7	17	81

Total FG% 1st H: 18-34 52.9% 2nd H: 13-31 41.9% Game: 47.7%  
 3-Pt. FG% 1st H: 7-14 50.0% 2nd H: 2- 5 40.0% Game: 47.4%  
 FThrow % 1st H: 6-11 54.5% 2nd H: 4- 4 100% Game: 66.7%

### Bellarmine 60

Player	min	FG	3FG	FT	Reb	Ast	TO	BL	ST	PF	TP
Knott	f 26	6-7	2-2	1-2	4	0	3	0	1	1	15
Eberhard	f 33	6-14	0-2	0-2	5	4	3	1	0	0	12
Davis	g 33	2-3	0-0	3-6	7	3	0	0	4	7	7
Troutman	g 35	2-10	1-5	4-4	9	1	4	0	2	3	9
Coles	g 21	3-3	2-2	0-0	3	2	1	0	2	2	8
Cook	13	0-2	0-1	0-0	3	1	0	1	0	1	0
Ramser	3	0-1	0-0	0-0	1	0	2	0	0	0	0
Jenkins	20	2-9	1-3	2-2	1	2	4	0	1	2	7
Bach	9	0-1	0-0	0-0	1	0	1	0	0	1	0
Hunter	3	0-0	0-0	0-0	1	0	0	0	0	0	0
Schurfranz	1	0-0	0-0	0-0	0	0	0	0	0	0	0
Taylor	3	1-1	0-0	0-0	0	0	0	0	0	0	2
Team					0		2				
Totals	200	22-51	6-15	10-14	34	17	23	2	6	14	60

Total FG% 1st H: 3-16 18.8% 2nd H: 19-35 54.3% Game: 43.1%  
 3-Pt. FG% 1st H: 1- 7 14.3% 2nd H: 5- 8 62.5% Game: 40.0%  
 F Throw % 1st H: 10-13 76.9% 2nd H: 0- 1 0.0% Game: 66.7%

Score by Periods	1st	2nd	Total	Attendance:
Bellarmine	17	43	60	16,437
Louisville	49	32	81	Ties: 0
				Lead Changes: 0

## Louisville 78, Evansville 47 Nov. 11, 2016 -- KFC YUM! CENTER

### Louisville 78

Player	min	FG	3FG	FT	Reb	Ast	TO	BL	ST	PF	TP
Johnson	f 24	9-11	1-1	0-2	14	1	3	3	0	0	19
Adel	f 23	1-8	0-3	4-5	5	2	1	0	1	0	6
Mathiang	c 20	4-10	0-0	1-2	7	0	1	2	0	2	9
Snider	g 18	0-1	0-1	3-4	2	3	1	0	0	3	3
Mitchell	g 26	6-11	2-6	1-2	5	3	3	0	4	0	15
King	14	0-1	0-1	6-8	2	0	0	1	0	1	6
Hicks	18	2-5	0-1	0-2	2	2	1	0	2	0	4
Stockman	3	2-3	0-0	0-2	2	0	0	0	0	1	4
Henderson	3	0-0	0-0	0-0	0	0	0	0	0	0	0
Spalding	15	1-4	0-1	0-0	4	1	1	1	1	5	2
Mahmoud	17	5-5	0-0	0-0	5	1	1	3	1	2	10
Sharpe	1	0-0	0-0	0-0	0	0	0	0	0	0	0
Levitich	12	0-2	0-0	0-0	3	2	0	0	1	0	0
McMahon	6	0-2	0-1	0-0	0	0	0	0	0	3	0
Team					1						
Totals	200	30-63	3-15	15-27	52	15	12	10	10	17	78

Total FG% 1st H: 13-28 46.4% 2nd H: 17-35 48.6% Game: 46.6%  
 3-Pt. FG% 1st H: 3-10 30.0% 2nd H: 0- 5 0.0% Game: 20.0%  
 FThrow % 1st H: 14-19 73.7% 2nd H: 1- 8 12.5% Game: 55.6%

### Evansville 47

Player	min	FG	3FG	FT	Reb	Ast	TO	BL	ST	PF	TP
Wiley	f 12	0-2	0-0	0-2	3	0	1	0	1	3	0
Howard	f 21	1-3	0-0	0-0	7	0	1	0	0	1	2
Taylor	g 26	2-14	1-5	0-0	5	1	3	1	3	3	5
Brown	g 33	5-13	3-6	6-10	1	1	1	0	1	0	19
Gibson	g 24	1-4	0-0	0-0	0	2	1	0	0	0	2
Benzon	18	2-4	0-0	1-2	3	0	0	0	1	3	5
Eaves	9	0-1	0-1	0-0	2	0	2	0	0	1	0
Hainna	10	0-2	0-1	0-0	1	0	0	0	0	1	0
Smith	22	1-5	0-2	3-3	3	2	2	0	1	4	5
Vucetic	12	2-7	0-0	1-2	2	0	1	1	0	2	5
Traore	13	2-2	0-0	0-1	1	0	0	0	0	0	4
Team					1		1				
Totals	200	16-57	4-15	11-20	29	6	13	2	7	18	47

Total FG% 1st H: 10-34 29.4% 2nd H: 6-23 26.1% Game: 28.1%  
 3-Pt. FG% 1st H: 4-11 36.4% 2nd H: 0- 4 0.0% Game: 26.7%  
 F Throw % 1st H: 3- 5 60.0% 2nd H: 8-15 53.3% Game: 55.0%

Score by Periods	1st	2nd	Total	Attendance:
Evansville	27	20	47	21,129
Louisville	43	35	78	Ties: 5
				Lead Changes: 10

## Louisville 91, William & Mary 58 Nov. 14, 2016 -- KFC YUM! CENTER

### Louisville 91

Player	min	FG	3FG	FT	Reb	Ast	TO	BL	ST	PF	TP
Johnson	f 25	5-8	0-0	3-4	9	0	1	0	1	3	13
Adel	f 27	4-9	1-5	7-7	5	5	0	4	1	1	16
Mathiang	c 23	1-2	0-0	1-6	10	2	0	5	0	1	3
Snider	g 26	4-11	4-9	1-2	3	4	2	0	0	1	13
Mitchell	g 29	4-10	1-5	0-0	5	3	2	4	1	3	9
King	17	7-11									

# 2016-17 Box Scores

## Louisville 62, Wichita State 52 Nov. 24, 2016 -- Paradise Island, Bahamas Battle 4 Atlantis

### Louisville 62

Player	min	FG	3FG	FT	Reb	Ast	TO	BL	ST	PF	TP
Johnson	f 14	0-1	0-0	1-2	6	0	0	0	0	3	1
Adel	f 21	3-6	3-4	2-2	2	1	1	0	0	5	11
Mathiang	c 6	0-1	0-0	1-2	2	0	1	0	0	4	1
Snider	g 35	5-15	2-8	2-2	4	3	0	1	3	14	14
Mitchell	g 35	3-13	2-8	2-3	8	5	1	0	3	1	14
King	20	2-8	0-3	6-8	4	0	3	0	0	1	10
Stockman	3	0-0	0-0	0-0	1	0	0	0	0	0	0
Spalding	25	2-5	0-0	0-0	9	1	2	0	3	4	2
Mahmoud	31	1-1	0-0	3-4	5	1	3	6	0	2	5
Levitich	8	1-1	0-0	0-0	0	2	0	0	0	0	2
McMahon	2	0-1	0-1	0-0	1	0	1	0	0	0	0
Team					4						
Totals	200	19-52	7-24	17-23	46	13	15	8	4	22	62

Total FG% 1st H: 12-28 42.9% 2nd H: 7-24 29.3% Game: 36.5%  
 3-Pt. FG% 1st H: 4-12 33.3% 2nd H: 3-12 25.0% Game: 29.2%  
 FThrow % 1st H: 6- 8 62.5% 2nd H: 12-15 80.0% Game: 73.9%

### Wichita State 52

Player	min	FG	3FG	FT	Reb	Ast	TO	BL	ST	PF	TP
Kelly	f 19	0-4	0-1	0-1	2	1	0	0	0	3	0
Brown	f 19	3-8	1-4	0-2	2	1	1	0	1	1	7
Morris	c 30	5-13	0-1	0-0	4	1	1	0	1	2	10
Shamet	g 16	0-5	0-2	2-2	4	3	2	0	0	4	2
Frankamp	g 34	3-7	3-7	0-0	4	1	0	0	1	0	9
Smith	13	1-1	1-1	0-0	1	1	0	0	0	0	3
Reaves	14	2-6	1-4	0-0	2	1	1	0	0	0	5
Nuger	14	1-1	0-0	1-1	5	0	1	0	0	1	3
Willis	12	1-4	0-0	1-2	4	1	2	0	1	4	3
Hamilton	2	0-1	0-0	0-2	0	0	0	0	0	0	0
McDuffie	27	2-7	0-2	6-8	4	2	3	0	0	2	10
Team					1						
Totals	200	18-57	6-22	10-18	33	17	12	12	0	4	52

Total FG% 1st H: 7-26 26.9% 2nd H: 11-31 35.5% Game: 31.6%  
 3-Pt. FG% 1st H: 2- 8 25.0% 2nd H: 4-14 28.6% Game: 27.3%  
 F Throw % 1st H: 1- 7 14.3% 2nd H: 9-11 81.8% Game: 55.6%

### Score by Periods 1st 2nd Total Attendance: 1,604

Wichita State	17	35	52	Ties: 1
Louisville	33	29	62	Lead Changes: 2

## Louisville 63, Baylor 66 Nov. 25, 2016 -- Paradise Island, Bahamas Battle 4 Atlantis Championship Game

### Louisville 63

Player	min	FG	3FG	FT	Reb	Ast	TO	BL	ST	PF	TP
Johnson	f 29	5-9	0-0	0-0	6	0	1	0	0	2	10
Adel	f 30	1-9	0-2	2-2	5	1	1	0	1	4	4
Mathiang	c 19	0-3	0-0	0-0	5	1	0	1	1	3	0
Snider	g 34	6-17	2-8	0-0	2	3	0	0	0	1	14
Mitchell	g 36	6-11	2-5	3-4	8	4	4	0	1	3	17
King	12	2-5	1-1	0-0	2	0	2	0	0	0	5
Stockman	1	0-1	0-0	1-2	1	0	0	0	0	1	1
Henderson	1	0-0	0-0	0-0	0	0	0	0	0	0	0
Spalding	16	3-6	0-1	0-0	4	0	0	0	0	1	6
Mahmoud	14	1-1	0-0	0-0	0	2	0	1	1	3	2
Levitich	7	1-1	0-0	0-0	1	0	0	0	0	1	2
McMahon	1	0-1	0-1	2-2	0	0	0	0	0	0	2
Team					4						
Totals	200	25-64	5-18	8-10	35	11	7	2	4	19	63

Total FG% 1st H: 16-37 43.2% 2nd H: 9-27 33.3% Game: 39.1%  
 3-Pt. FG% 1st H: 2-10 20.0% 2nd H: 3- 8 37.5% Game: 27.8%  
 FThrow % 1st H: 5- 6 83.3% 2nd H: 3- 4 75.0% Game: 80.0%

### Baylor 66

Player	min	FG	3FG	FT	Reb	Ast	TO	BL	ST	PF	TP
Lual-Acui	f 24	3-4	0-0	1-1	3	0	1	6	0	1	7
Motley	f 31	5-9	0-1	5-7	6	2	4	1	0	4	15
Lecomte	g 23	2-4	0-2	0-0	0	2	1	0	0	3	4
Wainright	g 30	0-3	0-3	0-0	8	5	1	0	0	3	0
Freeman	g 21	2-5	0-2	0-0	2	1	1	0	0	0	4
Mitchell	4	0-2	0-1	1-3	0	0	0	0	1	0	1
Lindsey	23	4-4	0-0	0-0	2	5	0	0	2	0	8
McClure	19	5-8	2-4	3-4	1	1	0	0	1	0	15
Maston	25	5-10	0-0	2-2	5	1	1	0	1	1	12
Team					4						
Totals	200	26-49	2-13	12-17	31	17	12	7	5	12	66

Total FG% 1st H: 9-23 39.1% 2nd H: 17-26 65.4% Game: 53.1%  
 3-Pt. FG% 1st H: 0- 6 00.0% 2nd H: 2- 7 28.6% Game: 15.4%  
 F Throw % 1st H: 6- 9 66.7% 2nd H: 6- 8 75.0% Game: 70.6%

### Score by Periods 1st 2nd Total Attendance: 1,655

Louisville	39	24	63	Ties: 1
Baylor	24	42	66	Lead Changes: 1

## Louisville 71, Purdue 64 Nov. 30, 2016 -- KFC YUM! CENTER ACC/Big Ten Challenge

### Louisville 71

Player	min	FG	3FG	FT	Reb	Ast	TO	BL	ST	PF	TP
Johnson	f 13	3-5	0-0	0-0	2	0	0	0	1	2	6
Adel	f 31	3-7	2-4	1-2	5	2	3	0	1	1	9
Mathiang	c 25	5-11	0-0	1-2	8	1	2	0	1	3	11
Snider	g 31	2-11	0-4	5-7	2	2	2	0	0	0	9
Mitchell	g 22	3-9	0-3	2-2	5	1	2	1	1	4	8
King	10	0-3	0-0	0-0	2	0	0	0	0	0	0
Hicks	13	0-0	0-0	0-0	1	1	1	0	0	0	0
Stockman	1	0-0	0-0	0-0	0	0	0	0	0	0	0
Spalding	26	5-5	0-0	1-2	9	1	2	1	0	3	11
Mahmoud	14	4-4	0-0	1-2	1	2	0	1	1	5	9
Levitich	5	1-1	0-0	0-0	0	0	0	0	0	0	2
McMahon	9	2-2	2-2	0-0	1	1	0	0	1	1	6
Team					0						
Totals	200	28-58	4-13	11-17	36	11	12	3	6	19	71

Total FG% 1st H: 15-32 46.9% 2nd H: 13-26 50.0% Game: 48.3%  
 3-Pt. FG% 1st H: 1- 7 14.3% 2nd H: 3- 6 50.0% Game: 30.8%  
 FThrow % 1st H: 2- 3 66.7% 2nd H: 9-14 64.3% Game: 64.7%

### Purdue 64

Player	min	FG	3FG	FT	Reb	Ast	TO	BL	ST	PF	TP
Edwards	f 22	0-4	0-2	1-2	3	3	3	1	0	3	1
Swanigan	f 35	3-7	2-3	6-8	11	3	6	0	2	4	14
Haas	c 24	2-9	0-0	4-6	5	0	1	0	0	2	8
Thompson	g 22	4-7	3-4	2-2	0	1	0	0	0	4	13
Mathias	g 31	1-4	0-2	3-4	5	4	1	0	1	1	5
Edwards	23	4-15	1-6	0-0	1	0	3	0	2	2	9
Smotherman	11	2-2	1-1	0-0	3	1	1	0	0	1	5
Cline	23	3-3	3-3	0-0	4	1	1	0	1	1	9
Albrecht	9	0-2	0-2	0-0	2	0	1	0	0	1	0
Team					0						
Totals	200	19-53	10-23	16-22	34	13	17	1	6	19	64

Total FG% 1st H: 7-28 25.0% 2nd H: 12-25 48.0% Game: 35.8%  
 3-Pt. FG% 1st H: 4-12 33.3% 2nd H: 6-11 54.5% Game: 43.5%  
 F Throw % 1st H: 1- 2 50.0% 2nd H: 15-20 75.0% Game: 72.7%

### Score by Periods 1st 2nd Total Attendance: 21,841

Purdue	19	45	64	Ties: 0
Louisville	33	38	71	Lead Changes: 2

## Louisville 79, Grand Canyon 70 Dec. 3, 2016 -- Phoenix, Ariz. (GCU Arena)

### Louisville 79

Player	min	FG	3FG	FT	Reb	Ast	TO	BL	ST	PF	TP
Johnson	f 16	2-5	0-0	1-2	4	1	3	0	0	2	5
Adel	f 29	7-16	1-5	0-0	3	0	1	0	1	3	15
Mathiang	c 20	1-4	0-0	1-2	8	1	1	2	1	4	3
Snider	g 25	3-9	1-3	2-2	3	4	0	0	0	4	9
Mitchell	g 26	3-9	1-3	0-0	4	1	1	1	1	0	9
King	24	4-6	2-2	4-4	3	2	0	0	0	0	14
Stockman	15	3-3	0-0	4-5	3	0	1	0	0	1	10
Spalding	27	5-7	0-0	4-4	3	3	1	1	0	4	14
Levitich	14	0-1	0-1	0-0	2	0	0	0	2	0	0
McMahon	4	0-1	0-1	0-0	0	0	0	0	0	1	0
Team					3						
Totals	200	29-61	5-15	16-19	36	15	20	4	5	19	79

Total FG% 1st H: 12-30 40.0% 2nd H: 17-31 54.8% Game: 47.3%  
 3-Pt. FG% 1st H: 2- 7 28.6% 2nd H: 3- 8 37.5% Game: 33.3%  
 FThrow % 1st H: 10-11 90.9% 2nd H: 6- 8 75.0% Game: 84.2%

### Grand Canyon 70

Player	min	FG	3FG	FT	Reb
--------	-----	----	-----	----	-----

# 2016-17 Box Scores

## Louisville 87, Eastern Kentucky 56 Dec. 17, 2016 -- KFC YUM! CENTER

### Louisville 87

Player	min	FG	3FG	FT	Reb	Ast	TO	BL	ST	PF	TP
Johnson	f 17	2-3	0-0	6-6	7	0	1	1	0	4	10
Adel	f 26	2-8	0-3	3-3	3	3	2	1	1	1	7
Mathiang	c 20	0-3	0-0	0-0	13	4	1	2	0	3	0
Snider	g 25	5-7	3-5	0-0	1	6	1	0	0	0	13
Mitchell	g 19	4-9	2-7	5-5	7	0	2	0	1	3	15
King	13	3-7	0-1	3-4	2	0	0	0	0	1	9
Hicks	17	4-8	2-3	0-0	1	1	4	0	0	1	10
Stockman	4	0-0	0-0	0-0	3	0	0	0	0	0	0
Henderson	1	0-0	0-0	0-0	0	1	0	0	1	0	0
Spalding	23	4-7	0-0	0-2	5	1	1	4	2	0	8
Mahmoud	16	3-5	0-0	0-1	4	0	1	5	2	1	6
Sharpe	1	0-0	0-0	0-0	0	1	1	0	0	0	0
Levitich	9	2-3	2-3	0-0	0	2	1	0	0	1	6
McMahon	9	1-2	1-2	0-0	1	0	1	1	0	1	3
Team					0						
Totals	200	30-62	10-24	17-21	47	19	16	14	7	16	87

Total FG% 1st H: 12-31 38.7% 2nd H: 18-31 58.1% Game: 48.4%  
 3-Pt. FG% 1st H: 5-12 41.7% 2nd H: 5-12 41.7% Game: 41.7%  
 FThrow % 1st H: 7- 8 87.5% 2nd H: 10-13 76.9% Game: 81.0%

### Eastern Kentucky 56

Player	min	FG	3FG	FT	Reb	Ast	TO	BL	ST	PF	TP
Mayo	f 32	5-12	2-3	3-6	5	4	1	0	1	2	15
Charles	f 13	2-5	0-0	0-1	4	0	0	0	2	4	4
Gist	g 31	5-15	2-6	0-2	1	3	4	0	2	3	12
Avare	g 34	1-5	1-4	0-0	2	0	0	0	1	1	3
McGlone	g 25	1-3	1-2	2-2	1	3	1	0	1	1	5
Adams	22	4-5	0-1	2-2	3	0	0	2	0	2	10
Dishman	18	1-7	0-0	0-0	8	0	1	1	0	1	2
Parke	1	0-0	0-0	1-2	0	0	0	0	0	0	1
Humphrey	1	0-0	0-0	0-0	0	1	0	0	0	0	0
Anderson	6	1-4	0-1	0-0	2	1	1	0	0	1	2
Chitty	17	1-3	0-1	0-0	1	1	7	0	1	2	2
Team					4		1				
Totals	200	21-59	6-18	8-15	31	12	17	3	8	17	56

Total FG% 1st H: 7-26 26.9% 2nd H: 14-33 42.4% Game: 35.6%  
 3-Pt. FG% 1st H: 2- 9 22.2% 2nd H: 4- 9 44.4% Game: 33.3%  
 F Throw % 1st H: 0- 5 0.0% 2nd H: 8-10 80.0% Game: 53.3%

Score by Periods	1st	2nd	Total	Attendance:
Eastern Kentucky	16	40	56	20,889
Louisville	36	51	87	Ties: 2
				Lead Changes: 1

## Louisville 73, Kentucky 70 Dec. 21, 2016 -- KFC YUM! CENTER

### Louisville 73

Player	min	FG	3FG	FT	Reb	Ast	TO	BL	ST	PF	TP
Johnson	f 26	7-11	0-0	0-1	6	0	1	1	1	3	14
Adel	f 37	5-10	2-3	6-6	6	2	1	0	1	4	18
Mathiang	c 25	0-2	0-0	0-0	5	0	2	2	0	4	0
Snider	g 37	10-19	2-6	0-0	6	5	3	0	2	3	22
Mitchell	g 28	3-12	2-5	5-7	4	1	4	0	0	3	13
King	3	0-1	0-0	0-0	0	0	0	0	0	1	0
Hicks	3	0-0	0-0	0-0	2	0	0	0	0	0	0
Spalding	13	1-2	0-0	4-4	7	1	1	0	0	3	6
Mahmoud	16	0-1	0-0	0-0	3	1	2	2	0	1	0
Levitich	12	0-2	0-0	0-2	1	0	0	0	0	1	0
Team					0						
Totals	200	26-60	6-14	15-20	40	10	14	5	4	23	73

Total FG% 1st H: 14-30 46.7% 2nd H: 12-30 40.0% Game: 43.3%  
 3-Pt. FG% 1st H: 5-11 45.5% 2nd H: 1- 3 33.3% Game: 42.9%  
 FThrow % 1st H: 6- 7 85.7% 2nd H: 9-13 69.2% Game: 75.0%

### Kentucky 70

Player	min	FG	3FG	FT	Reb	Ast	TO	BL	ST	PF	TP
Adebayo	f 35	5-6	0-0	1-6	9	1	3	2	1	3	11
Gabriel	f 12	0-2	0-1	2-2	7	0	0	2	1	3	2
Fox	g 34	7-15	1-3	6-10	2	3	4	0	2	3	21
Monk	g 29	6-17	1-9	3-3	3	1	3	0	1	4	16
Briscoe	g 31	1-5	0-0	6-6	5	3	1	0	1	4	8
Mulder	9	2-4	2-3	0-0	0	0	0	0	0	0	6
Humphries	5	0-0	0-0	0-0	0	0	0	0	0	1	0
Hawkins	17	0-2	0-1	0-0	1	1	0	0	0	1	0
Willis	28	2-7	1-5	1-2	9	1	1	0	1	1	6
Team					0		1				
Totals	200	23-58	5-22	19-29	36	10	13	4	7	20	70

Total FG% 1st H: 13-33 39.4% 2nd H: 10-25 40.0% Game: 39.7%  
 3-Pt. FG% 1st H: 3-12 25.0% 2nd H: 2-10 20.0% Game: 22.7%  
 F Throw % 1st H: 11-13 84.6% 2nd H: 8-16 50.0% Game: 65.5%

Score by Periods	1st	2nd	Total	Attendance:
Kentucky	40	30	70	22,783
Louisville	39	34	73	Ties: 10
				Lead Changes: 9

## Virginia 61, Louisville 53 Dec. 28, 2016 -- KFC YUM! CENTER

### Louisville 53

Player	min	FG	3FG	FT	Reb	Ast	TO	BL	ST	PF	TP
Johnson	f 17	2-4	0-0	0-0	3	0	1	0	1	2	4
Adel	f 27	3-9	0-4	2-3	2	1	1	0	1	0	8
Mathiang	c 15	0-0	0-0	0-0	5	1	2	0	1	1	0
Snider	g 23	2-5	1-2	3-6	1	1	0	0	0	2	8
Mitchell	g 36	3-11	1-6	0-0	2	0	1	0	1	4	7
King	13	2-3	0-1	2-2	4	0	1	0	0	0	6
Hicks	19	4-5	0-1	0-2	0	1	3	0	1	3	8
Spalding	23	1-2	0-0	1-2	6	1	2	9	9	1	3
Mahmoud	25	2-5	0-0	3-5	3	2	2	2	0	1	7
McMahon	2	0-0	0-0	2-2	0	0	1	0	0	1	2
Team					0						
Totals	200	19-44	2-14	13-22	26	7	14	2	5	15	53

Total FG% 1st H: 7-19 36.8% 2nd H: 12-25 48.0% Game: 43.2%  
 3-Pt. FG% 1st H: 1- 5 20.0% 2nd H: 1- 9 11.1% Game: 14.3%  
 FThrow % 1st H: 6-10 60.0% 2nd H: 7-12 58.3% Game: 59.1%

### Virginia 61

Player	min	FG	3FG	FT	Reb	Ast	TO	BL	ST	PF	TP
Wilkins	f 30	2-4	0-0	0-0	5	1	1	0	2	1	4
Salt	c 18	1-4	0-0	0-0	7	1	9	9	4	2	2
Hall	g 30	5-10	0-0	0-1	6	0	1	0	2	2	10
Perrantes	g 37	2-10	1-4	4-6	4	7	5	0	0	1	9
Thompson	g 18	3-6	1-2	0-0	0	2	3	0	0	4	7
Shayok	11	2-3	0-1	2-2	1	0	0	0	0	2	6
Guy	19	3-5	0-1	3-3	1	0	1	0	1	0	9
Jerome	6	0-0	0-0	0-0	0	1	1	0	0	1	0
Diakite	15	3-3	0-0	2-2	4	0	1	0	2	2	8
Reuter	16	3-4	0-0	0-0	3	0	0	0	0	2	6
Team					0		1				
Totals	200	24-49	2-8	11-14	31	12	14	0	7	19	61

Total FG% 1st H: 13-26 50.0% 2nd H: 11-23 47.8% Game: 49.0%  
 3-Pt. FG% 1st H: 2- 6 33.3% 2nd H: 0- 2 0.0% Game: 25.0%  
 F Throw % 1st H: 8- 9 88.9% 2nd H: 3- 5 60.0% Game: 78.6%

Score by Periods	1st	2nd	Total	Attendance:
Virginia	36	25	61	21,676
Louisville	21	32	53	Ties: 0
				Lead Changes: 0

## Louisville 77, Indiana 62 Dec. 31, 2016 -- Indianapolis, Ind. (Bankers Life Fieldhouse) Countdown Classic

### Louisville 77

Player	min	FG	3FG	FT	Reb	Ast	TO	BL	ST	PF	TP
King	f 13	1-2	0-0	0-0	1	0	2	0	0	2	2
Spalding	f 12	1-1	0-0	0-0	3	0	0	0	1	4	2
Mahmoud	c 34	5-8	0-0	0-0	2	2	1	3	2	4	10
Snider	g 36	2-8	1-4	2-2	1	3	3	0	3	1	7
Adel	g 32	5-10	3-6	4-4	4	4	0	1	0	3	17
Hicks	3	0-2	0-1	0-0	2	0	0	0	0	0	0
Stockman	1	0-0	0-0	0-0	0	0	0	0	0	1	0
Johnson	28	5-5	0-0	3-4	7	2	3	1	0	2	13
Mathiang	6	0-0	0-0	1-2	1	0	0	0	0	3	1
Levitich	2	0-0	0-0	0-0	0	0	0	0	0	1	0
Mitchell	33	8-15	4-8	5-6	3	3	1	0	1	2	25
Team					4						
Totals	200	27-51	8-19	15-18	28	14	10	5	7	23	77

Total FG% 1st H: 16-30 53.3% 2nd H: 11-21 52.4% Game: 52.9%  
 3-Pt. FG% 1st H: 4-10 40.0% 2nd H: 4- 9 44.4% Game: 42.1%  
 FThrow % 1st H: 3- 4

# 2016-17 Box Scores

## Louisville 85, Pittsburgh 80 Jan. 11, 2017 -- KFC YUM! CENTER

### Louisville 85

Player	min	FG	3FG	FT	Reb	Ast	TO	BL	ST	PF	TP
King	f 9	1-3	0-0	0-0	2	0	1	0	0	0	2
Spalding	f 29	4-5	0-0	3-6	8	1	3	1	0	3	11
Mahmoud	c 15	1-6	0-0	2-6	5	0	2	2	2	5	4
Snider	g 33	7-11	3-4	5-6	3	5	2	0	2	1	22
Mitchell	g 32	4-13	2-7	5-6	8	3	2	0	3	4	15
Hicks	6	1-1	0-0	0-0	1	0	3	0	0	1	2
Johnson	15	2-6	0-0	0-0	4	1	0	0	1	4	4
Henderson	0+	0-0	0-0	0-0	0	0	0	0	0	0	0
Mathiang	18	2-4	0-0	1-1	3	0	1	3	0	4	5
Adel	32	5-8	0-2	5-7	6	1	4	0	0	1	15
Levitich	10	1-1	1-1	2-2	1	1	0	0	0	0	5
McMahon	1	0-1	0-0	0-0	0	0	0	0	0	0	0
Team					4	0					
Totals	200	28-59	6-14	23-34	45	12	18	6	8	23	85

Total FG% 1st H: 16-32 50.0% 2nd H: 12-27 44.4% Game: 47.5%  
 3-Pt. FG% 1st H: 5- 7 71.4% 2nd H: 1- 7 14.3% Game: 42.9%  
 FThrow % 1st H: 10-11 90.9% 2nd H: 13-23 56.5% Game: 67.6%

### Pittsburgh 80

Player	min	FG	3FG	FT	Reb	Ast	TO	BL	ST	PF	TP
Young	f 35	5-14	3-8	4-11	11	3	2	2	1	2	17
Jeter	f 17	2-5	2-4	1-2	3	3	2	0	0	5	7
Artis	g 37	15-22	7-13	6-8	3	2	2	0	0	3	43
Jones	g 36	2-6	0-1	0-0	2	2	2	0	2	1	4
Johnson	g 31	1-10	0-6	0-0	1	1	1	0	0	4	2
Wilson	10	0-0	0-0	1-2	1	0	1	0	1	3	1
Luther	27	1-1	0-0	4-6	6	1	4	0	0	4	6
Kitcart	5	0-0	0-0	0-0	0	0	0	0	0	2	0
Manigault	2	0-0	0-0	0-0	1	0	0	0	0	0	0
Milligan	0+	0-0	0-0	0-0	0	0	0	0	0	0	0
Team					2	1				1	
Totals	200	26-58	12-32	16-29	30	12	15	2	4	25	80

Total FG% 1st H: 8-24 33.3% 2nd H: 18-34 52.9% Game: 44.8%  
 3-Pt. FG% 1st H: 4-13 30.8% 2nd H: 8-19 42.1% Game: 37.5%  
 F Throw % 1st H: 6-12 50.0% 2nd H: 10-17 58.8% Game: 55.2%

Score by Periods	1st	2nd	Total	Attendance:
Pittsburgh	26	54	80	21,558
Louisville	47	38	85	Ties: 1
				Lead Changes: 2

## Louisville 78, Duke 69 Jan. 14, 2017 -- KFC YUM! CENTER

### Louisville 78

Player	min	FG	3FG	FT	Reb	Ast	TO	BL	ST	PF	TP
Spalding	f 24	3-4	0-0	5-7	2	1	2	0	1	4	11
Adel	f 19	2-7	0-2	2-3	1	4	1	0	0	4	6
Mahmoud	c 26	6-9	0-0	5-7	11	0	3	1	2	3	17
Snider	g 35	5-14	3-8	0-0	5	6	2	0	3	0	13
Mitchell	g 36	6-12	3-5	0-1	5	3	1	0	1	4	15
King	22	2-5	1-4	2-2	3	0	1	0	0	1	7
Hicks	5	1-2	0-0	0-0	0	0	1	0	1	3	2
Johnson	16	0-3	0-0	0-0	3	2	1	0	0	1	0
Mathiang	14	3-3	0-0	1-2	1	0	0	0	0	2	7
Levitich	3	0-0	0-0	0-0	0	0	0	0	0	2	0
Team					1						
Totals	200	28-59	7-19	15-22	32	16	11	2	7	24	78

Total FG% 1st H: 11-30 36.7% 2nd H: 17-29 58.6% Game: 47.5%  
 3-Pt. FG% 1st H: 3-10 30.0% 2nd H: 4- 9 44.4% Game: 36.8%  
 FThrow % 1st H: 9-13 69.2% 2nd H: 6- 9 66.7% Game: 68.2%

### Duke 69

Player	min	FG	3FG	FT	Reb	Ast	TO	BL	ST	PF	TP
Tatum	f 31	3-11	0-1	5-6	5	0	3	0	1	4	11
Giles	f 19	3-5	0-0	1-4	6	1	1	2	1	3	7
Allen	g 36	6-11	2-3	9-12	9	3	6	0	0	3	23
Kennard	g 39	6-10	1-3	4-4	4	3	3	0	0	2	17
Jones	g 36	3-5	1-2	1-1	3	1	1	1	0	3	8
Jeter	17	0-0	0-0	0-1	2	0	2	1	0	2	0
DeLaurier	7	0-0	0-0	0-0	0	0	1	1	0	2	0
Jackson	10	1-5	1-3	0-0	1	0	1	0	0	3	3
Bolden	5	0-0	0-0	0-0	0	0	0	0	0	1	0
Team					2						
Totals	200	22-47	5-12	20-28	32	8	18	5	2	23	69

Total FG% 1st H: 11-24 45.8% 2nd H: 11-23 47.8% Game: 46.8%  
 3-Pt. FG% 1st H: 2- 7 28.6% 2nd H: 3- 5 60.0% Game: 41.7%  
 F Throw % 1st H: 6- 9 66.7% 2nd H: 14-19 73.7% Game: 71.4%

Score by Periods	1st	2nd	Total	Attendance:
Duke	30	39	69	22,686
Louisville	34	44	78	Ties: 5
				Lead Changes: 7

## Louisville 92, Clemson 60 Jan. 19, 2017 -- KFC YUM! CENTER

### Louisville 92

Player	min	FG	3FG	FT	Reb	Ast	TO	BL	ST	PF	TP
King	f 22	5-8	2-3	2-2	2	1	1	0	1	1	14
Johnson	f 27	4-6	0-0	4-5	10	2	0	0	2	2	12
Mahmoud	c 18	2-3	0-0	2-2	5	0	2	1	0	0	6
Adel	g 34	6-9	3-5	3-4	6	2	2	0	0	0	18
Mitchell	g 31	8-15	2-7	0-0	4	4	2	0	3	3	18
Hicks	17	4-8	1-3	0-2	3	0	0	0	1	1	9
Henderson	1	0-1	0-1	0-0	0	0	0	0	0	0	0
Mathiang	22	6-9	0-0	0-1	8	0	2	2	0	3	12
Spalding	8	0-1	0-0	0-0	3	1	1	1	0	4	0
Sharpe	1	0-1	0-0	0-0	1	0	0	0	0	0	0
Levitich	17	1-3	1-2	0-0	1	0	1	0	0	2	3
McMahon	2	0-0	0-0	0-0	0	0	0	0	0	0	0
Team					2						
Totals	200	36-64	9-22	11-16	45	10	11	4	7	16	92

Total FG% 1st H: 17-27 63.0% 2nd H: 19-37 51.4% Game: 56.3%  
 3-Pt. FG% 1st H: 3- 6 50.0% 2nd H: 6-16 37.5% Game: 40.9%  
 FThrow % 1st H: 4- 7 57.1% 2nd H: 7- 9 77.8% Game: 68.8%

### Clemson 60

Player	min	FG	3FG	FT	Reb	Ast	TO	BL	ST	PF	TP
Blossomgame	27	4-8	2-4	0-0	2	0	1	0	0	1	10
Grantham	f 31	3-10	2-7	3-4	4	3	0	1	0	2	11
Djite	c 25	2-4	0-0	1-4	5	0	1	0	3	4	5
Mitchell	g 22	1-3	0-1	2-4	1	3	2	0	0	3	4
Holmes	g 20	3-7	2-5	0-0	1	0	0	0	0	0	8
Robertin	2	0-0	0-0	0-0	0	0	0	0	0	0	0
Hudson	2	0-0	0-0	0-0	1	0	2	0	0	0	0
Reed	24	6-13	1-5	0-0	0	2	2	0	2	13	
DeVoe	30	3-6	1-3	0-0	4	2	3	0	0	2	7
Fields	1	0-0	0-0	0-0	0	0	0	0	0	0	0
Thomas	16	1-4	0-0	0-1	5	0	3	0	2	6	2
Team					2						
Totals	200	23-55	8-25	6-13	25	10	14	1	7	20	60

Total FG% 1st H: 12-27 44.4% 2nd H: 11-28 39.3% Game: 41.8%  
 3-Pt. FG% 1st H: 5-13 38.5% 2nd H: 3-12 25.0% Game: 32.0%  
 F Throw % 1st H: 2- 2 100% 2nd H: 4-11 36.4% Game: 46.2%

Score by Periods	1st	2nd	Total	Attendance:
Clemson	31	29	60	21,436
Louisville	41	51	92	Ties: 3
				Lead Changes: 1

## Florida State 73, Louisville 68 Jan. 21, 2017 -- Tallahassee, Fla. (Tucker Center)

### Louisville 68

Player	min	FG	3FG	FT	Reb	Ast	TO	BL	ST	PF	TP
King	f 7	0-4	0-1	0-0	0	0	1	0	0	0	0
Johnson	f 16	4-5	0-0	2-2	1	0	2	0	1	5	10
Mahmoud	c 5	0-0	0-0	0-0	0	0	0	0	0	4	0
Adel	g 36	4-13	0-3	4-6	6	2	1	0	1	0	12
Mitchell	g 20	2-10	0-3	2-2	3	2	1	0	4	6	
Hicks	32	6-17	1-2	3-4	3	1	1	0	0	2	16
Stockman	1	0-0	0-0	0-0	0	0	0	0	0	2	0
Mathiang	33	5-6	0-0	3-6	13	1	1	2	1	2	13
Spalding	23	1-4	0-0	0-2	6	0	2	1	0	2	2
Levitich	23	3-4	1-2	2-2	3	3	0	0	0	4	9
McMahon	4	0-2	0-2	0-0	0	0	0	0	0	1	0
Team					8						
Totals	200	25-65	2-13	16-24	43	7	10	4	3	26	68

Total FG% 1st H: 13-33 39.4% 2nd H: 12-32 37.5% Game: 38.5%  
 3-Pt. FG% 1st H: 1- 2 50.0% 2nd H: 1-11 9.1% Game: 15.4%  
 FThrow % 1st H: 8-15 53.3% 2nd H: 8- 9



# 2016-17 Box Scores

**Louisville 90, Boston College 67**  
Feb. 4, 2017 -- Chestnut Hill, MA (Conte Forum)

## Louisville 90

Player	min	FG	3FG	FT	Reb	Ast	TO	BL	ST	PF	TP
Johnson	f 22	3-3	0-0	3-5	7	1	1	0	0	1	9
Adel	f 34	7-10	3-4	2-2	2	0	2	2	0	0	19
Mahmoud	c 16	4-6	0-0	0-0	3	0	1	3	0	1	8
Levitich	g 22	1-7	1-4	0-0	2	3	1	0	0	2	3
Mitchell	g 32	7-10	2-4	3-3	3	3	1	0	4	4	19
King	22	4-7	0-0	3-3	3	1	0	0	1	2	11
Henderson	1	1-2	0-1	0-0	0	0	0	0	0	0	2
Mathiang	24	7-11	0-0	2-2	4	1	2	0	2	2	16
Spalding	18	0-2	0-0	3-4	7	1	1	0	1	2	3
McMahon	9	0-1	0-1	0-0	1	0	0	0	0	4	0
Team					0						
Totals	200	34-59	6-14	16-19	32	10	9	5	8	18	90
Total FG%	1st H: 15-29	51.7%	2nd H: 19-30	63.3%	Game: 57.6%						
3-Pt. FG%	1st H: 3- 7	42.9%	2nd H: 3- 7	42.9%	Game: 42.9%						
FThrow %	1st H: 6- 7	85.7%	2nd H: 10-12	83.3%	Game: 84.2%						

## Boston College 67

Player	min	FG	3FG	FT	Reb	Ast	TO	BL	ST	PF	TP
Bowman	f 39	8-15	2-3	0-1	5	2	4	0	1	1	18
Robinson	g 33	4-14	0-5	5-6	0	2	2	0	2	0	13
Chatman	g 27	3-6	2-5	2-2	3	0	0	0	0	0	10
Tava	g 28	1-2	0-1	1-2	2	5	2	0	0	2	3
Jeffers	g 21	0-1	0-0	0-0	2	0	1	0	0	1	0
Popovic	12	3-5	1-2	0-0	3	0	3	0	0	5	7
Sagay	3	2-2	1-1	1-2	1	0	1	0	0	0	6
Turner	19	2-5	1-3	0-0	2	2	1	0	1	1	5
Meznieks	11	2-5	1-4	0-0	2	0	0	0	0	2	5
Reyes	7	0-0	0-0	0-0	0	0	0	0	0	1	0
Team					6						
Totals	200	25-55	8-24	9-13	26	11	14	0	4	13	67
Total FG%	1st H: 10-31	32.3%	2nd H: 15-24	62.5%	Game: 45.5%						
3-Pt. FG%	1st H: 4-14	28.6%	2nd H: 4-10	40.0%	Game: 33.3%						
F Throw %	1st H: 6- 8	75.0%	2nd H: 3- 5	60.0%	Game: 69.2%						

Score by Periods	1st	2nd	Total	Attendance:
Boston College	30	37	67	Ties: 0
Louisville	39	51	90	Lead Changes: 0

**Virginia 71, Louisville 55,**  
Feb. 6, 2017 -- Charlottesville, VA (John Paul Jones Arena)

## Louisville 55

Player	min	FG	3FG	FT	Reb	Ast	TO	BL	ST	PF	TP
Johnson	f 24	2-4	0-0	0-0	0	1	0	0	1	2	4
King	f 37	8-14	3-5	5-6	3	0	2	0	1	2	24
Mahmoud	c 35	1-6	0-0	0-3	1	0	0	2	1	2	2
Levitich	g 23	1-2	1-2	0-0	2	2	0	0	0	4	3
Mitchell	g 38	6-17	0-5	4-4	4	3	2	0	4	1	16
Stockman	2	0-0	0-0	0-0	0	0	0	0	0	1	0
Henderson	3	0-2	0-1	0-0	0	0	0	0	0	1	0
Spalding	19	1-3	0-0	1-2	5	0	0	0	0	1	3
McMahon	19	1-6	1-5	0-0	1	1	1	0	2	1	3
Team					3						
Totals	200	20-54	5-18	10-15	19	7	5	2	9	15	55
Total FG%	1st H: 14-30	46.7%	2nd H: 6-24	25.0%	Game: 37.0%						
3-Pt. FG%	1st H: 4-11	36.4%	2nd H: 1- 7	14.3%	Game: 27.8%						
FThrow %	1st H: 2- 2	100%	2nd H: 8-13	61.5%	Game: 66.7%						

## Virginia 71

Player	min	FG	3FG	FT	Reb	Ast	TO	BL	ST	PF	TP
Wilkins	f 37	5-7	0-0	3-3	11	1	2	5	0	2	13
Salt	c 19	2-2	0-0	0-0	6	0	2	1	0	3	4
Hall	g 29	3-9	1-3	2-2	3	3	2	0	0	1	9
Shayok	g 18	3-5	0-0	0-0	5	0	2	0	1	0	6
Perrantes	g 34	5-12	2-7	6-7	4	3	1	0	0	0	18
Bartley	1	0-0	0-0	0-0	0	0	0	0	0	0	0
Guy	5	0-1	0-0	2-3	0	0	0	0	0	0	2
Gross, Jr.	1	0-0	0-0	0-0	0	0	0	0	0	0	0
Jerome	14	0-1	0-1	3-3	1	2	2	0	1	2	3
Diakite	16	3-3	0-0	0-0	1	0	1	2	0	4	6
Reuter	6	0-0	0-0	0-0	0	0	1	0	0	0	0
Thompson	20	4-7	0-1	2-2	4	4	1	0	0	2	10
Team					3						
Totals	200	25-47	3-12	18-20	38	13	14	8	2	14	71
Total FG%	1st H: 12-25	48.0%	2nd H: 13-22	59.1%	Game: 53.2%						
3-Pt. FG%	1st H: 2- 7	28.6%	2nd H: 1- 5	20.0%	Game: 25.0%						
F Throw %	1st H: 6- 8	75.0%	2nd H: 12-12	100%	Game: 90.0%						

Score by Periods	1st	2nd	Total	Attendance:
Louisville	34	21	55	Ties: 1
Virginia	32	39	71	Lead Changes: 2




## 2016-17 Louisville Men's Basketball LOUISVILLE Extended Season Box Score (as of Feb 06, 2017) All games



RECORD:	OVERALL	HOME	AWAY	NEUTRAL
ALL GAMES	19-5	12-1	4-3	3-1
CONFERENCE	7-4	4-1	3-3	0-0
NON-CONFERENCE	12-1	8-0	1-0	3-1

#	Player	gp-gs	min	avg	Total		3-Point		F-Throw		Rebounds		a	a/g	to	to/g	a/to	blk	blk/g	stl	stl/g	pts	avg				
					fg%	3fg-fga	3fg%	ft-fla	ft%	off	def	tot												avg	pf	dg	
45	MITCHELL, Donovan	24-23	736	30.7	123-300	.410	53-147	.361	61-75	.813	25	91	116	4.8	53	0	63	2.63	43	1.79	1.47	12	0.50	53	2.21	360	15.0
04	SNIDER, Quentin	18-18	543	30.2	71-192	.370	34-91	.374	41-57	.719	16	31	47	2.6	26	0	72	4.00	25	1.39	2.88	0	0.00	14	0.78	217	12.1
22	ADEL, Deng	23-22	653	28.4	89-219	.406	28-82	.341	50-63	.794	17	83	100	4.3	39	1	47	2.04	30	1.30	1.57	9	0.39	15	0.65	256	11.1
10	JOHNSON, Jaylen	24-19	492	20.5	77-128	.602	1-3	.333	37-60	.617	66	83	149	6.2	57	2	14	0.58	32	1.33	0.44	16	0.67	12	0.50	192	8.0
12	MATHIANG, Mangok	23-13	452	19.7	63-122	.516	0-0	.000	37-59	.627	56	86	142	6.2	61	1	15	0.65	27	1.17	0.56	26	1.13	10	0.43	163	7.1
00	KING, VJ	24-5	370	15.4	55-124	.444	15-33	.455	45-53	.849	16	43	59	2.5	19	0	14	0.58	20	0.83	0.70	2	0.08	6	0.25	170	7.1
14	MAHMOUD, Anas	21-11	411	19.6	56-92	.609	0-0	.000	18-35	.514	31	44	75	3.6	60	3	16	0.76	23	1.10	0.70	47	2.24	17	0.81	130	6.2
13	SPALDING, Ray	24-5	460	19.2	55-94	.585	0-3	.000	30-54	.556	42	91	133	5.5	67	3	21	0.88	28	1.17	0.75	24	1.00	14	0.58	140	5.8
01	HICKS, Tony	16-1	193	12.1	29-73	.397	5-19	.263	11-19	.579	2	20	22	1.4	14	0	17	1.06	17	1.06	1.00	1	0.06	7	0.44	74	4.6
30	McMAHON, Ryan	21-0	143	6.8	15-45	.333	15-40	.375	10-11	.909	1	9	10	0.5	24	0	17	0.81	7	0.33	2.43	2	0.10	6	0.29	55	2.6
23	LEVITCH, David	23-3	262	11.4	19-48	.396	13-30	.433	6-12	.500	10	21	31	1.3	27	0	26	1.13	4	0.17	6.50	0	0.00	9	0.39	57	2.5
05	STOCKMAN, Matz	16-0	72	4.5	11-17	.647	0-0	.000	9-15	.600	12	9	21	1.3	16	0	3	0.19	7	0.44	0.43	2	0.13	2	0.13	31	1.9
11	HENDERSON, Jay	13-0	27	2.1	4-13	.308	1-7	.143	4-4	1.000	0	2	2	0.2	5	0	2	0.15	1	0.08	2.00	0	0.00	3	0.23	13	1.0
15	SHARPE, Tyler	7-0	11	1.6	1-8	.125	0-6	.000	0-0	.000	1	2	3	0.4	1	0	1	0.14	1	0.14	1.00	0	0.00	0	0.00	2	0.3
Total.....		24	4825		668-1475	.453	165-461	.358	359-517	.694	323	642	965	40.2	469	10	328	13.67	266	11.08	1.23	141	5.88	168	7.00	1860	77.5
Opponents.....		24	4825		512-1334	.384	128-449	.285	352-527	.668	259	563	822	34.2	458	-	244	10.17	354	14.75	0.69	83					

# 2016-17 Louisville Photo Roster




**0 V.J. King**  
F 6-6 190 Fr.  
Cleveland, Ohio  
(Paul VI Catholic HS)



**1 Tony Hicks**  
G 6-1 180 Gr.  
South Holland, Ill.  
(Univ. of Pennsylvania)



**4 Quentin Snider**  
G 6-2 175 Jr.  
Louisville, Ky.  
(Ballard HS)



**5 Matz Stockman**  
F/C 7-0 240 Jr.  
Oslo, Norway  
(Canarias Bb. Acad.)



**10 Jaylen Johnson**  
F 6-9 230 Jr.  
Ypsilanti, Mich.  
(Ypsilanti HS)



**11 Jay Henderson**  
G 6-4 180 So.  
Orlando, Fla.  
(Lake Highland Prep)



**12 Mangok Mathiang**  
C/F 6-10 220 Sr.  
Melbourne, Australia  
(IMG Academy/Fla.)



**13 Ray Spalding**  
F 6-10 215 So.  
Louisville, Ky.  
(Trinity HS)




**14 Anas Mahmoud**  
C/F 7-0 215 Jr.  
Cairo, Egypt  
(West Oaks Academy)



**15 Tyler Sharpe**  
G 6-1 185 Fr.  
Mt. Washington, Ky.  
(Bullitt East HS)




**22 Deng Adel**  
F 6-7 200 So.  
Melbourne, Australia  
(Victory Rock Prep)



**23 David Levitch**  
G 6-3 180 Sr.  
Goshen, Ky.  
(North Oldham HS)



**24 Dwayne Sutton**  
F 6-5 200 So.  
Louisville, Ky.  
(UNC Asheville)



**30 Ryan McMahon**  
G 6-0 170 Fr.  
Sarasota, Fla.  
(Cardinal Mooney HS)



**45 Donovan Mitchell**  
G 6-3 195 So.  
Greenwich, Conn.  
(Brewster Academy)



## On The Bench



### Pronunciation Guide:

- ◆ Adel (uh-DELL)
- ◆ Levitch (LEV-itch)
- ◆ Anas Mahmoud (AH-nus mah-MOOD)
- ◆ Mangok Mathiang (MANG-go, silent "K" MATH-ee-ang)
- ◆ Matz (Motts)

*Dwayne Sutton will sit out the 2016-17 season after transferring from UNC Asheville.*



**Rick Pitino**  
Head Coach



**Kenny Johnson**  
Associate Head Coach



**Mike Balado**  
Assistant Coach



**David Padgett**  
Assistant Coach



**Michael Bowden**  
Dir. Basketball Operations