

IT'S ALL ABOUT THE U

ACADEMICS • LIFE • ATHLETICS



NATIONAL CHAMPIONS 1983, 1987, 1989, 1991, 2001

Assoc. AD for Communications: Chris Freet (c.freet@miami.edu); Rob Dunning (rdunning@miami.edu); Bryan Harvey (bharvey@miami.edu)
Sports Media Relations, University of Miami, 5821 San Amaro Drive, Coral Gables, FL 33146
(305) 284-3244, (305) 284-2807 FAX, www.hurricanesports.com

MIAMI (5-3, 3-2 ACC COASTAL)

Date	Opponent	(TV)	Time/Result
Sept. 2	FLORIDA A&M	ESPN3.com	W, 45-0
Sept. 11	at (2/2) Ohio State	ESPN	L, 24-36
Sept. 23	at Pittsburgh	ESPN	W, 31-3
Oct. 2	at Clemson*	ESPN2	W, 30-21
Oct. 9	(23/24) FLORIDA STATE*	ABC	L, 17-45
Oct. 16	at Duke*	ESPN3.com	W, 28-13
Oct. 23	NORTH CAROLINA*	ESPN2	W, 33-10
Oct. 30	at Virginia*	ESPN	L, 19-24
Nov. 6	MARYLAND*	ESPNU	12 p.m.
Nov. 13	at Georgia Tech*	ACC Network	12 p.m.
Nov. 20	VIRGINIA TECH*	TBA	TBA
Nov. 27	USF	TBA	TBA

*ACC game; all times Eastern; Coaches poll rankings second ()

MARYLAND (6-2, 3-1 ACC COASTAL)

Date	Opponent	Time/Result
Sept. 6	vs. Navy	W, 17-14
Sept. 11	MORGAN STATE	W, 62-3
Sept. 18	at (21/21) West Virginia	L, 17-31
Sept. 25	FIU	W, 42-28
Oct. 2	DUKE*	W, 21-16
Oct. 16	at Clemson*	L, 7-31
Oct. 23	at Boston College*	W, 24-21
Oct. 30	WAKE FOREST*	W, 62-14
Nov. 6	at Miami*	12 p.m.
Nov. 13	at Virginia*	3:30 p.m.
Nov. 20	FLORIDA STATE*	TBA
Nov. 27	at NC State*	TBA

*ACC game; all times Eastern; Coaches poll rankings second ()

2010 STATISTICAL COMPARISON

Offense	Miami	Maryland
Scoring	227	252
Points per game	28.4	31.5
First Downs	180	132
Rush-pass-pen	73-94-13	56-62-14
Total offense	3243	2590
Average per play	5.6	5.2
Average per game	405.4	323.8
Rushing yards	1363	1113
Yards per rush	4.7	4.9
Yards per game	170.4	139.1
Passing yards	1880	1477
Pass comp.-att.-int.	151-287-16	120-217-5
Yards per attempt	6.6	6.8
Yards per completion	12.5	12.3
Yards per game	235.0	184.6
Completion pct.	52.6	55.3
Defense	Miami	Maryland
Total points allowed	152	158
Points per game	19.0	19.8
First downs allowed	124	146
Rush-pass-pen	59-57-8	55-70-21
Total offense allowed	2480	2563
Yards per game	310.0	320.4
Rushing yards allowed	1260	1002
Yards per carry	3.9	3.2
Yards per game	157.5	125.2
Pass yards allowed	1220	1561
Pass comp.-att.-int.	110-210-15	138-270-11
Yards per attempt	5.8	5.8
Yards per completion	11.1	11.3
Yards per game	152.5	195.1



MARYLAND TERRAPINS

Rankings
ARV (AP); ARV Coaches
Last Game
Maryland 62, Wake Forest 14
Head Coach
Ralph Friedgen
Friedgen's Career Record:
72-48 (10th season at Maryland)
vs. Miami
0-1

2010 STATISTICAL LEADERS
Rushing - Att. / Yds / TDs
D. Meggett - 90 / 487 / 4

Passing - C / A / I / Yards / TDs
D. O'Brien - 95 / 167 / 3 / 1,148 / 13

Receiving - C / Yards / TDs
T. Smith - 34 / 560 / 7

Tackles - UA / A / Total
A. Wujciak - 30 / 50 / 80



MIAMI HURRICANES

Ranking
ARV (AP); ARV Coaches
Last Game
Virginia 24, Miami 19
Head Coach
Randy Shannon
Shannon's Career Record:
26-20 (Fourth season at UM)
vs. Maryland
0-0

2010 STATISTICAL LEADERS
Rushing - Att. / Yds / TDs
D. Berry - 142 / 690 / 4

Passing - C / A / I / Yards / TDs
J. Harris - 132 / 245 / 11 / 1,646 / 14

Receiving - C / Yards / TDs
L. Hankerson - 44 / 681 / 9

Tackles - UA / A / Total
S. Spence - 33 / 35 / 68

GAME 9 INFORMATION

Date: Saturday, Nov. 6, 2010
Location: Sun Life Stadium / 74,916 / Grass
Miami Gardens, Fla.
Kickoff: 12 p.m. (ET)

ESPNU

Todd Harris (play-by-play)
David Pollack (color)

LOCAL RADIO

560 WQAM

Joe Zagacki (play-by-play)
Don Bailey Jr. (color)
Josh Darrow (sideline)
Fans can also listen online at www.wqam.com

1450 ESPN Deportes En Español

Joe Pujala (play-by-play)
Joe Martinez (color)

WEBSITES

Miami: www.hurricanesports.com
Miami Blog: www.thefootball.com
Maryland: www.umterps.com

SOCIAL MEDIA

Twitter: [Twitter.com/HurricaneSports](https://twitter.com/HurricaneSports)
Facebook: [Facebook.com/MiamiHurricanes](https://facebook.com/MiamiHurricanes)

UNIVERSITY OF MIAMI



► On June 10, 2009, the split-U proudly worn by Hurricanes student-athletes was chosen to represent the entire university as its new, bold graphic identity mark. One of the most recognized collegiate athletic brands in the nation, the orange and green "U" is now used to promote the university's world-renowned academic and health programs and will be incorporated into a full range of uses.

'CANES RETURN HOME TO HOST MARYLAND AT SUN LIFE STADIUM

► The University of Miami football team will play Maryland for the first time since 2006 when the Hurricanes host the Terrapins Saturday, Nov. 6 at noon at Sun Life Stadium.

► Maryland (6-2, 3-1 ACC) is coming off a 62-14 home win over Wake Forest this past weekend, while Miami (5-3, 3-2 ACC) lost a road battle at Virginia, 19-24. Both teams are in the mix in their respective division races, with Maryland currently a half a game back in the Atlantic Division while Miami is two games back in the loss column in the Coastal Division.

► Despite the loss in Virginia, the Hurricanes racked up a solid 448 yards offensively against the Cavaliers, tallying 269 through the air and 179 on the ground. Freshman quarterback Stephen Morris made his first career appearance as a Hurricane, throwing for two touchdowns and running for another in just one half of football. Morris finished the game 9-for-22 with two touchdowns and two interceptions through the air and 23 yards rushing and one touchdown on the ground.

► Leonard Hankerson led UM in receiving yet again, catching six passes for 90 yards and a touchdown. LaRon Byrd and Travis Benjamin nearly matched Hankerson's production, with Byrd catching six balls for 78 yards and Benjamin catching four for 78 and a touchdown. Six different 'Canes recorded at least 20 yards rushing, including 42 yards on 11 carries from Damien Berry and 30 yards on three carries from Graig Cooper.

► Colin McCarthy had one of, if not his best game as a 'Cane, recording a career-high 18 tackles against the Cavs. He had two of Miami's five tackles for loss and recorded his first interception of the season and third of his career in the third quarter. Ryan Hill (11 tackles) and Sean Spence (9 tackles) also played well defensively.

► Matt Boshier also turned in one of his top games as a punter, booting four balls for an average of 57.8 yards per punt. He now leads the ACC and ranks 12th nationally in punting average (45.58).

► Jacory Harris suffered a concussion against Virginia and his status for Saturday's game is yet to be determined. He will be evaluated throughout the week and a decision will be made by the medical staff as to his availability against the Terps. If Harris is unable to go, head coach Randy Shannon said Sunday that he will start Stephen Morris in his place.

COVERING THE HURRICANES

Interviews with players and coaches must be arranged at least 24 hours in advance. Practices are open to the media from the start through stretch. Head coach Randy Shannon will address the media following each practice.

ACC Teleconference Call - Wed. Sept. 29 - (Contact UM Media Relations for the phone number)

10:30 a.m.	Jim Grobe, Wake Forest
10:40 a.m.	Frank Beamer, Virginia Tech
10:50 a.m.	Mike London, Virginia
11:00 a.m.	Tom O'Brien, NC State
11:10 a.m.	Butch Davis, North Carolina
11:20 a.m.	Randy Shannon, Miami
11:30 a.m.	Ralph Friedgen, Maryland
11:40 a.m.	Paul Johnson, Georgia Tech
11:50 a.m.	Jimbo Fisher, Florida State
12:00 p.m.	David Cutcliffe, Duke
12:10 p.m.	Dabo Swinney, Clemson
12:20 p.m.	Frank Spaziani, Boston College

MIAMI FOOTBALL MEDIA RELATIONS

Chris Freet	Associate AD/Communications
Rob Dunning	Assistant Media Relations Director
Bryan Harvey	Assistant Media Relations Director
Phone	(305) 284-3244
Fax	(305) 284-2807

COACHES SHOW

UM's coaches show, "Hurricane Game Day with Randy Shannon" airs twice weekly on CSS, at 5:30 p.m. Thursdays and 10 a.m. Saturdays. The show is hosted by Joe Zagacki and Don Bailey Jr. and features Hurricanes players as coach Shannon's guests.

HURRICANE HOTLINE

Hurricane Hotline is a weekly two-hour show hosted by Joe Zagacki and Don Bailey, Jr. that airs from 7-9 p.m. Thursday nights during the season from Monty's (2550 South Bayshore Drive Coconut Grove, Florida 33133). Hurricane Hotline features interviews with UM head football coach Randy Shannon, players, coaches and other UM personnel as well as other featured guests. Fans are encouraged to listen on 560 WQAM or view the show in-person at Monty's in Coconut Grove.

The MIAMI-MARYLAND SERIES

- ▶ Despite sharing the same conference, Miami and Maryland have not met since 2006, the year before Randy Shannon became the Hurricanes' head coach.
- ▶ Maryland holds a one-game edge in the all-time series with Miami, 8-7. In the only meeting between the two teams since Miami joined the ACC, the Terps came away with a 14-13 win in College Park on Nov. 11, 2006.

A 'CANES WIN OVER THE TERRAPINS WOULD...

- ▶ Improve Miami's home record to 3-1 this season.
- ▶ Move the Hurricanes' record to 4-2 in ACC play with two regular season conference games remaining.
- ▶ Make the 'Canes bowl eligible.

The COACHES

▶ Randy Shannon is in his fourth season as Miami's head coach and owns an overall record of 26-20. Ralph Friedgen is in his 10th season at Maryland and is 72-48 as the Terps' head coach.

Scouting THE TERRAPINS

- ▶ Maryland enters Saturday's game just a half a game back of Florida State for the Atlantic Division lead. Maryland and NC State both share a 3-1 mark in league play, while FSU is 4-1 against ACC opponents. The Terps have won four of their last five games, including a 62-14 blowout win over Wake Forest this past weekend in College Park.
- ▶ The Terps' offense is directed by freshman quarterback Danny O'Brien, who has passed for 1,148 yards with 13 touchdowns and just three interceptions this season. O'Brien took over the reins of the offense when initial starter Jamarr Robinson went down with a shoulder injury in late September.
- ▶ Da'Rel Scott is Maryland's starting tailback but Davin Meggett is the team's leading rusher. Meggett has 487 yards and four touchdowns on 90 carries (5.4 ypc), while Scott has 346 yards and three touchdowns on 75 carries (4.6 ypc). When the Terps go to the air, Torrey Smith is the go-to guy having tallied team-best in catches (34), receiving yards (540) and touchdowns (7) thus far. Adrian Cannon (22 catches, 189 yards) is the No. 2 option in the passing game.
- ▶ Defensively, linebacker Alex Wujciak ranks third in the ACC in averaging 10.0 tackles per game, having recorded 80 tackles (30 unassisted, 50 assisted) this year. Safety Kenny Tate is the team's most versatile defender, ranking second on the unit in tackles (63) while adding 3.5 sacks and two interceptions. Joe Vellano (41 tackles) is the leader up front, leading Maryland in tackles for loss (8.5) and sacks (5.0).
- ▶ Kicker Travis Baltz has successfully made 7-of-9 field goals and all 33 extra point attempts. His season long field goal made is 47 yards (twice). Baltz also handles punting duties (42.1 ypp). Tony Logan is one of the nation's top punt returns, ranking second among all Division I players with a 21.2 yards per return average. Logan has returned 24 punts for 510 yards and two touchdowns already this season. Smith handles kick return duties (18.7 ypr).

Streak CONTINUES

- ▶ The University of Miami's impressive streak of former players scoring touchdowns in the NFL continued in Week 8 as Frank Gore scored a touchdown against Denver on Sunday.
- ▶ At least one former 'Cane has now scored a touchdown every NFL week since Week 15 of the 2002 season - a span of 130 straight weeks.
- ▶ More notes on Hurricanes in the NFL can be found throughout the following pages. Updated season notes and Week 8 totals will be updated on Monday, Nov. 1.

Miami RANKS 2ND IN THE NATION IN TACKLES FOR LOSS

- ▶ As of this week, Miami's defense ranks second in the country in tackles for a loss per game with a 8.75 per game average. The 'Canes recorded 14 tackles for a loss in their opener against Florida A&M, 11 at No. 2 Ohio State, nine at Pitt, eight at Clemson, six against FSU, nine at Duke, eight against UNC and five this past weekend at Virginia
- ▶ Sean Spence leads the 'Canes with 10.5 tackles for a loss, while Allen Bailey has 9.5, Olivier Vernon has 7.0 and Micanor Regis has 6.0.
- ▶ The Hurricanes also rank sixth nationally in sacks after tallying five two weeks ago against UNC. Allen Bailey has a team-high 5.5 sacks, while Olivier Vernon has four and Andrew Smith and Micanor Regis each have three.







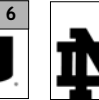
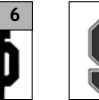



THIS WEEK IN MIAMI FOOTBALL (practice times subject to change)

NOVEMBER 2010








Monday	Tuesday	Wednesday	Thursday	Friday	Saturday	Sunday
1	2	3	4	5	6	7
DAY OFF	11:30 a.m. - 1:30 p.m. Weekly Press Conference Availability at Press Conference 2:30 - PRACTICE	10:30 a.m. - ACC Coaches Teleconference Availability at Press Conference 2:30 - PRACTICE	2:45 p.m. - PRACTICE Coach Shannon available after	WALK THRU No Media Availability	Maryland at Miami 12 p.m. (ESPNU)	GAME RECAP with Randy Shannon 11 a.m. Egerin James Team Meeting Room

UACADEMICS

'Canes IN THE FOOTBALL ACADEMIC PROGRESS REPORT SCORES

 1	 2	 3	 4	 5	 6	 6	 8	 9	 9	 9
RUTGERS 992	AIR FORCE 988	RICE 987	NORTHWESTERN 986	DUKE 983	MIAMI 978	NOTRE DAME 978	STANFORD 976	NIU 976	OHIO STATE 976	VANDERBILT 976

► Miami's APR score in 2010 ranked 6th nationally with a score of 978. The score was the highest among all Florida institutions and second highest in the Atlantic Coast Conference.

 1	 2	 3	 4	 5	 6	 7
MIAMI 978	UCF 972	FLORIDA 971	USF 930	FLORIDA STATE 927	FAU 919	FIU 906

'Canes ONLY ONE IN TOP 25

► The University of Miami was recognized in May as the only school in the FBS to post a multi-year APR score in the top-10 percent as well as finish 2009 ranked in both the Coaches and the AP polls.

'Canes IN THE CLASS ROOM

► Of the 16 seniors on this year's squad, five have already earned degrees, while the remaining 11 are all on course to graduate either in December of 2010 or May of 2011.

► The five players that have already earned degrees include: Matt Boshier (History), Richard Gordon (Liberal Arts), Ryan Hill (Liberal Arts), Pat Hill (Marketing and Management) and Cory Nelms (Liberal Arts).


► Overall University of Miami Athletics has an 86% Graduation Success Rate (GSR), the highest GSR ever and up from 82% in 2009. 83% in 2007 was our previous high.

► In May, Miami was recognized as being the only Bowl Championship Subdivision (BCS) team among 26 schools nationally that posted a multi-year APR score in the Top 10 percent in addition to finishing the 2009 season ranked in both the USA Today Coaches poll and Associated Press poll.

► 136 University of Miami student-athletes had a 3.0 GPA or higher following the Spring 2010 semester.



MATT BOSHER



RICHARD GORDON



RYAN HILL



PAT HILL



CORY NELMS

Shannon LEADS ALL FBS COACHES IN APR


► University of Miami head coach Randy Shannon leads all active Bowl Championship Series conference coaches with a 977 lifetime APR average, according to rankings released in May.

► Shannon's score is the third best nationally among all Football Bowl Subdivision schools, trailing only Troy Calhoun of Air Force and Ken Niumatalolo of Navy.

► The football team's 2008-09 score of 978, sixth best in the nation, will be factored into next year's coaches lifetime ratings, and will continue to boost Shannon's career mark.

► Miami was recognized in May as the only school in the FBS to post a multi-year APR score in the top-10 percent as well as finish the year ranked in both the Coaches and the AP polls.

BCS HEAD COACHES APR TOP 10



RANDY SHANNON
MIAMI



GREG SCHIANO
RUTGERS



PAT FITZGERALD
NORTHWESTERN



PAUL JOHNSON
NAVY/GT



JOE PATERNO
PENN STATE



MARK RICHT
GEORGIA



JEFF TEDFORD
CAL



URBAN MEYER
UTAH/FLORIDA



RANDY EDSALL
CONNECTICUT



BOBBY BOWDEN
FLORIDA ST.

ACC BOWL SCHEDULE

► The ACC has agreements to send eight of its member institutions to post-season bowl games in 2010 if they should qualify for postseason play. The winner of the Dr Pepper ACC Championship Game will serve as the host team of the Discover Orange Bowl, unless it is ranked No. 1 or No. 2 in the final BCS Standings and is playing in the BCS National Championship Game.

Advocare V100 Independence Bowl

ACC vs. Mountain West
Monday, Dec. 27, 5 pm (ESPN2)
Independence Stadium (49,147), Shreveport, La.

Champs Sports Bowl

ACC vs. Big East
Tuesday, Dec. 28, 6:30 pm (ESPN)
Florida Citrus Bowl (65,438), Orlando, Fla.

EagleBank Bowl

ACC vs. Conference USA
Wednesday, Dec. 29, 2:30 pm (ESPN)
RFK Stadium Field (45,000), Washington, D.C.

Franklin American Mortgage Music City Bowl

ACC vs. SEC
Thursday, Dec. 30, 6:30 pm (ESPN)
LP Field (67,000), Nashville, Tenn.

Meineke Car Care Bowl

ACC vs. Big East/Notre Dame
Friday, Dec. 31, 12 pm (ESPN)
Bank of America Stadium (73,667), Charlotte, N.C.

Hyundai Sun Bowl

ACC vs. Pac-10
Friday, Dec. 31, 2 pm (CBS)
Sun Bowl Stadium (50,426), El Paso, Tex.

Chick-fi I-A Bowl

ACC vs. SEC
Friday, Dec. 31, 7:30 pm (ESPN)
The Georgia Dome (71,147), Atlanta, Ga.

Discover Orange Bowl

ACC vs. BCS
Monday, Jan. 3, 8 pm (ESPN)
Sun Life Stadium (72,230), Miami Gardens, Fla.

Kraft Fight Hunger Bowl

Pac 10 vs. WAC (or ACC)
Sunday, Jan. 9, 9 pm (ESPN)
AT & T Park (40,184), San Francisco, Calif.

‘Canes AMONG THE NATION’S BEST IN CREATING TURNOVERS

► The University of Miami ranks third nationally among BCS programs in having created 23 turnovers this season.

Rank	School	Turnovers Gained
1	Oregon	28
2	Toledo	26
	Hawai'i	26
4	Bowling Green	25
5	Ohio State	24
6	MIAMI	23
7	Troy	22
	Oklahoma State	22
9	Idaho	21
	Boston College	21

‘Canes IN THE NATIONAL RANKINGS

► Several Hurricanes are ranked among the nation's elite statistically after eight weeks of college football:

Player	Statistic	Avg.	National Rank
Matt Boshier	Punting	45.58	12th
Ryan Hill	Interceptions	.38	t-28th
Vaughn Telemaque	Interceptions	.38	t-28th
Leonard Hankerson	Receiving	85.12	23rd
Allen Bailey	Sacks	.69	t-34th
Leonard Hankerson	Receptions	5.50	t-39th
Damien Berry	Rushing	86.25	41st

Cooper NOW THIRD IN ALL-TIME YARDAGE

► Senior running back Graig Cooper moved into third place in school history in career all-purpose yardage with 39 yards this past weekend at Virginia. Cooper, who now has 3,612 career all-purpose yards, passed Edgerrin James (3,590) and now trails only Santana Moss (4,394) and Ottis Anderson (4,265) for most all-time in UM history.

TOP 10 ALL-PURPOSE YARDS IN UM HISTORY

Rank		Rush + Rec + Return	Yards
1	Santana Moss (97-00)	277 + 2546 + 1196	4,394
2	Ottis Anderson (75-78)	1,266 + 47 + 395	4,265
3	Graig Cooper (07-pr)	2293 + 398 + 921	3,612
4	Edgerrin James (96-98)	2960 + 595 + 35	3,590
5	Eddie Dunn (36-38)	1778 + 32 + 1666	3,476
6	Chuck Foreman (70-72)	1631 + 732 + 992	3,355
7	James Jackson (96-00)	2953 + 278	3,231
8	Tom Sullivan (69-71)	1,541 + 332 + 1132	3,005
9	Alonzo Highsmith (83-86)	1914 + 977 + 44	2,935
10	Mark Rush (79-82)	760 + 989 + 1,066	2,815

► Not only is Cooper among the all-time leaders in all-purpose yards, but he currently ranks fifth in school history with 2,293 career rushing yards.

MIAMI’S CURRENT TOP 10 CAREER RUSHING YARDAGE LEADERS

1.	Ottis Anderson	3,331
2.	Edgerrin James	2,960
3.	James Jackson	2,953
4.	Clinton Portis	2,523
5.	Graig Cooper	2,293

2010 HURRICANES RADIO NETWORK

Miami football games can be heard throughout the state of Florida on the Hurricane Sports Network, anchored by WQAM (560 AM). The games are also broadcast in Spanish on 1450 ESPN Deportes (1450 AM).

FLAGSHIP STATIONS

Miami/Fort Lauderdale	WQAM (560 AM)
Miami/Fort Lauderdale	ESPN Deportes (1450 AM)
University of Miami	WVUM (90.5 FM)

AFFILIATES

Miami/Ft. Lauderdale	WQAM (560)
Belle Glade	WBGF (900)
	WSWN (93.5 FM)
Coco Beach	WIXC (1060)
Ft. Myers	WMYR (1410)
Fort Pierce	WPSL (1590)
Jacksonville	WJXL (1010)
Jupiter	WSTU (1450)
Kissimmee	ESPN (1080)
Key West	WKWF (1600)
Marathon	WFFG (1300)
Marco Island	WCNZ (1660)
Melbourne	WIXC (1060)
Meritt Island	WIXC (1060)
Naples	WCNZ (1660)
Orlando	ESPN (1080)
Port St. Lucie	WPSL (1590)
St. Petersburg	WMGG (1040)
	WHBO ESPN (1040)
Stuart	WSTU (1450)
Tampa	WHBO ESPN (1040)
	WWBA (820)
	WMGG (1470)
Titusville	WIXC (1060)

MIAMI MEDIA POLICIES

Releases Available Via E-Mail

Media members interested in receiving Miami football releases via e-mail should send requests to Rob Dunning (rdunning@miami.edu) and Bryan Harvey (bharvey@miami.edu).

GAME DAY PRESS POLICIES

Only working press will be admitted to the Sun Life Stadium press box. Seats will be issued according to the following criteria:

1. State newspapers by circulation, wire services, national publications, newspapers from opponent's area, and student newspapers from UM and opponent's schools.
2. Other daily newspapers, with preference to those that regularly cover UM.
3. Radio and television personnel not broadcasting, but considered reporting.
4. Non-daily newspapers, with preference to those which regularly cover UM.
5. Scouts. Freelance and/or non-daily writers may be asked to produce copies of actual publications in which their work has appeared. In some cases, these materials will be required as verification of the writers' status.

Right BETWEEN THE NUMBERS

- ▶ Miami leads the Atlantic Coast Conference in pass defense (152.5 ypg) and pass defense efficiency (93.1) while ranking second in total defense (310.0).
- ▶ The 'Canes are averaging 28.4 points per game, 405.4 yards per game and 22.5 first downs per game.
- ▶ Damien Berry is averaging 4.9 yards per carry through eight games this season. Berry ranks fourth in the ACC and 41st nationally with 86.2 rushing yards per game, totaling 690 yards on 142 carries thus far. Lamar Miller is second on the team with 252 yards on 46 carries (5.5 ypc), while Mike James has 243 yards on 41 carries (5.9 ypc).
- ▶ Miami's game against Virginia this past weekend was its 902nd game all-time (566 wins, 317 losses, 19 ties)
- ▶ Miami is second in the nation in tackles for loss (8.75 pg) and sixth in sacks (3.13 pg).
- ▶ Sean Spence leads the 'Canes with 68 tackles (33-35), while Ray-Ray Armstrong leads all UM defensive backs with 48 total tackles (25-23) and Allen Bailey leads all linemen with 33 (17-16).
- ▶ Head coach Randy Shannon's 977 lifetime Academic Progress Report average leads all head coaches in Bowl Championship Series conferences and trails only Troy Calhoun of Air Force (983) and Ken Niumatalolo of Navy (978) on the national stage.
- ▶ Orlando Franklin (34 starts) and Colin McCarthy (31 starts) have the most starting experience on the 2010 roster.
- ▶ Miami is averaging 57,458 fans at Sun Life Stadium this season. 53,674 Hurricanes fans saw the 'Canes beat Florida A&M in the season-opener on Sept. 2, a sell-out crowd of 75,115 were in attendance on Oct. 9 against FSU while 43,584 were there to see Miami beat UNC this past weekend.
- ▶ Graig Cooper moved into third place in school history in career all-purpose yardage with his 39 yards at Virginia this past weekend. Cooper (3,612) passed Edgerrin James (3,590) and now trails only Ottis Anderson (4,265) and leader Santana Moss (4,394) for the most yards in school history.
- ▶ The 'Canes have 15 interceptions through eight games after collecting just nine in 13 games last season.
- ▶ Thirty-two former 'Canes playing in the NFL last season have earned their degree from the University of Miami.
- ▶ Six Hurricanes are ranked among the Top 150 NFL prospects according to Scouts Inc.'s Todd McShay on ESPN.com. Allen Bailey, Orlando Franklin, Brandon Harris, Graig Cooper, Colin McCarthy and Leonard Hankerson are listed, while Matt Boshier and DeMarcus Van Dyke were also rated but outside of the Top 150.
- ▶ The Hurricanes' seven turnovers created at Duke on Oct. 16 were the most for Miami's defense since tallying seven against Washington on Nov. 24, 2001. The 'Canes picked off five passes against the Blue Devils, also marking the first time since that Washington game UM has hauled in five INTs in a game.
- ▶ Eleven former Hurricanes were selected to the 2010 NFL Pro Bowl earlier this year, easily the most of any school in the country. Antrel Rolle, Ray Lewis, Ed Reed, Jon Beason, Andre Johnson, Reggie Wayne, Bryant McKinnie, Vince Wilfork, Brandon Meriweather, Jonathan Vilma and Frank Gore all represented the U at the sports' all-star game.
- ▶ Miami has had 11 more first round draft picks than any other school in the country all-time. The 'Canes have had 46 first-rounders, while Ohio State is second with 35 and Florida is third with 32.

ASSOCIATED PRESS TOP 25
Oct. 31, 2010

No	Team	Record	Pts.
1	Oregon (49)	8-0	1487
2	Boise State (7)	7-0	1403
3	Auburn (2)	9-0	1396
4	TCU (2)	9-0	1350
5	Alabama	7-1	1228
6	Utah	8-0	1147
7	Wisconsin	7-1	1113
8	Ohio State	8-1	1010
9	Nebraska	7-1	974
10	Stanford	7-1	950
11	Oklahoma	7-1	928
12	LSU	7-1	872
13	Arizona	7-1	779
14	Missouri	7-1	739
15	Iowa	6-2	700
16	Michigan State	8-1	644
17	Arkansas	6-2	500
18	South Carolina	6-2	497
19	Oklahoma State	7-1	457
20	Virginia Tech	6-2	332
21	Mississippi State	7-2	302
22	Baylor	7-2	247
23	NC State	6-2	113
24	Florida State	6-2	97
25	Nevada	7-1	91

ARV: Hawaii 50, Syracuse 22, Oregon State 16, Maryland 11, USC 10, San Diego State 9, Illinois 8, UCF 5, Pittsburgh 4, Northwestern 3, **Miami 3**, Florida 2, Northern Illinois 1

USA TODAY COACHES' TOP 25
Oct. 31, 2010

No	Team	Record	Pts.
1	Oregon (51)	8-0	1464
2	Auburn (4)	9-0	1384
3	Boise State (3)	7-0	1361
4	TCU (1)	9-0	1292
5	Alabama	7-1	1213
6	Utah	8-0	1141
7	Wisconsin	7-1	1100
8	Ohio State	8-1	1049
9	Oklahoma	7-1	990
10	Nebraska	7-1	961
11	LSU	7-1	861
12	Stanford	7-1	846
13	Arizona	7-1	704
14	Missouri	7-1	676
15	Michigan State	8-1	652
16	Iowa	6-2	647
17	South Carolina	6-2	517
18	Oklahoma State	7-1	466
19	Arkansas	6-2	446
20	Virginia Tech	6-2	379
21	Mississippi State	7-2	320
22	Baylor	7-2	250
23	Nevada	7-1	112
24	Florida State	6-2	107
25	NC State	6-2	96

ARV: Hawaii 59, Northwestern 24, Syracuse 14, UCF 13, Maryland 9, **Miami 5**, San Diego State 4, Illinois 4, Florida 4, Michigan 3, Northern Illinois 2

HARRIS INTERACTIVE POLL
Oct. 31, 2010

No	Team	Record	Pts.
1	Oregon (92)	8-0	2823
2	Auburn (10)	9-0	2683
3	Boise State (12)	7-0	2635
4	TCU	9-0	2529
5	Alabama	7-1	2346
6	Utah	8-0	2171
7	Wisconsin	7-1	2041
8	Ohio State	8-1	1986
9	Oklahoma	7-1	1891
10	Stanford	7-1	1797
11	Nebraska	7-1	1793
12	LSU	7-1	1705
13	Arizona	7-1	1378
14	Iowa	6-2	1307
15	Missouri	7-1	1293
16	Michigan State	8-1	1279
17	Arkansas	6-2	971
18	Oklahoma State	7-1	925
19	South Carolina	6-2	903
20	Virginia Tech	6-2	631
21	Mississippi State	7-2	574
22	Baylor	7-2	422
23	Nevada	7-1	288
24	Florida State	6-2	252
25	NC State	6-2	139

ARV: Hawaii 73, Florida 54, Syracuse 53, Oregon State 28, Northwestern 16, Maryland 13, **Miami 10**, SANDIEGO ST 10, Michigan 9, UCF 7, Virginia 4, Temple 4, Texas A&M 4, West Virginia 1, Navy 1, Pittsburgh 1

Quick STRIKE 'CANES

- ▶ The Hurricanes have proven to be one of the nation's most efficient teams when it comes to quick-strike scoring on offense. Already this year, Miami has 15 scores of two minutes or less through eight games.
- ▶ Miami posted 20 scoring drives under two minutes in 2009, which was among the best in the nation.

Plays-Yds TOP	Result	Opponent
7-63	1:40	Hankerson 19-yd TD catch FAMU
6-64	1:17	Hankerson 40-yd TD catch FAMU
6-55	1:51	James 1-yd TD run FAMU
7-19	1:58	Bosher 51-yard FG OSU
7-60	1:37	Ford 9-yard TD catch OSU
4-51	1:02	Hankerson 19-yard TD catch PITT
4-43	1:26	Benjamin 10-yard TD catch PITT
3-70	1:00	Hankerson 65-yard TD catch CLEM
1-18	0:06	James 18-yard TD catch CLEM
2-29	0:14	Hankerson 7-yard TD catch CLEM
6-69	1:54	Berry 26-yard TD run FSU
7-55	1:56	Hankerson 14-yard TD catch DUKE
3-46	1:10	Harris 13-yard TD run DUKE
4-65	1:22	Hankerson 29-yard TD catch UVA
1-60	0:15	Benjamin 60-yard TD catch UVA

Elite COMPANY

- ▶ Damien Berry joined elite company in Miami's win at Duke on Oct. 16, becoming just the fifth UM player since 1975 to rush for 100 yards in three straight games. A week later against UNC, he made it four straight with 109 yards on the ground. He is the only ACC player to have run for four straight 100-yard games this season.
- ▶ Berry, who leads UM with 690 rushing yards this year, recorded 101 at Clemson, 101 against FSU, 111 at Duke and 109 against UNC in Miami during his streak.
- ▶ The only four players to accomplish the feat at Miami since 1975 are Willis McGahee, Edgerrin James and Clinton Portis.

Notes FROM THE UVA GAME

- ▶ LaRon Byrd recorded a season-long reception of 40 yards from Jacory Harris on Miami's opening drive.
- ▶ Graig Cooper's 20-yard run in the second quarter was his longest of the season.
- ▶ Travis Benjamin recorded a career-long 36-yard run on a reverse on Spencer Whipple's first play of the game in the second quarter.
- ▶ Storm Johnson's 30-yard kick return in the second quarter was the longest of his career.
- ▶ Colin McCarthy's third quarter interception was his first this season and third of his career.
- ▶ McCarthy also recorded a career-high 18 tackles (5 solo, 13 ast.). The total is the most from any Hurricane in a game this season.
- ▶ Freshman quarterback Stephen Morris made his debut as a Hurricane at Virginia, coming out of the second half at quarterback from Miami. Morris tossed his first career touchdown pass to Leonard Hankerson in the fourth quarter and later scored his first touchdown on a nine-yard run on the next drive. Morris would go on to finish the game 9-for-22 for 162 yards with two touchdown passes.
- ▶ With 39 total yards against the Cavs, Graig Cooper now has 3,612 all-purpose yards, passing Edgerrin James for third place in program history.
- ▶ Junior wide receiver LaRon Byrd recorded a season-best 78 yards receiving on six catches.
- ▶ Senior Matt Bosher had his most productive outing in the punting game this season, booting four balls for an average of 57.8 yards, including a season-long punt of 62 yards.
- ▶ Colin McCarthy's third quarter interception was Miami's 15th of the season in eight games. Coming into the UVA game, the Hurricanes' 14 interceptions as a team trailed only Alabama's 15 for the national lead. Last season, the 'Canes recorded just nine interceptions in 13.
- ▶ With six catches against UVA, Leonard Hankerson extended his consecutive games with a catch streak to 21. Hankerson also improved on his team-leading touchdown total in the fourth quarter when he recorded his ninth TD of the season with a 29-yard touchdown reception.

More THAN A COINCIDENCE

- ▶ Junior defensive tackle Micanor Regis recorded his third career interception on Oct. 16 at Duke, returning it 22 yards for a touchdown in Miami's 28-13 win in Durham.
- ▶ Regis, who also recorded a sack and a career-high nine tackles against the Blue Devils, now has three career interceptions after recording two as a sophomore in 2009.

Telemaque ON A ROLL

- ▶ After not recording an interception in the first 19 games of his career, sophomore safety Vaughn Telemaque has recorded three in UM's last four games. Against FSU, Telemaque recorded his first career pick in the second half against the Seminoles. He followed that up this two weeks ago against Duke, recording two more in the victory.
- ▶ Telemaque has tallied five turnovers in UM's last five games.

Bailey, HORN EARN ACC PLAYER OF THE WEEK HONORS - 10/25

- ▶ University of Miami student-athletes Allen Bailey and Tyler Horn were named Atlantic Coast Conference Players of the Week last week after their performances against UNC. Bailey earned defensive lineman honors while Horn is the second Hurricane in as many weeks to be recognized as ACC Offensive Lineman of the Week.
- ▶ Bailey had a career game with six tackles and 3.5 sacks for a total loss in the Hurricanes' 33-10 win over North Carolina on Saturday. Miami entered the evening leading the country in tackles for loss and Bailey helped add to that total as the 'Canes tallied eight as a team against the Tar Heels. Led by Bailey, The 'Canes sacked UNC quarterback T.J. Yates five times, the most by an opposing defense versus the UNC this season.
- ▶ Horn helped power Miami's offense to 33 points against a North Carolina unit that entered the game ranked second in the ACC in scoring defense. The Hurricanes' center graded out at 97 percent and registered six pancake blocks against the Tar Heels. Miami racked up 442 yards of total offense in the game.
- ▶ Horn's honor is the second straight for UM after Brandon Washington was recognized last week following his performance at Duke.
- ▶ Other ACC honors went out to Clemson's Andre Ellington (Offensive Back), Maryland's Antwine Perez (Defensive Back) and Danny O'Brien (Rookie) and Virginia's Terence Fells-Danzer (Specialist).

2010 CAPTAINS

► For the first time under head coach Randy Shannon, more than three players have been selected as team captains. The 2010 captains for Miami are Jacory Harris, Matt Boshier, Colin McCarthy, Pat Hill, Leonard Hankerson and Allen Bailey.



ALLEN BAILEY



MATT BOSHER




LEONARD HANKERSON



JACORY HARRIS



PAT HILL



COLIN MCCARTHY

GSR SCORES SHOW CONTINUED SUCCESS OF MIAMI ATHLETICS

► In what is becoming an annual upward trend, student-athletes at the University of Miami continue to excel in the classroom at a record pace. The NCAA announced the Graduation Success Rates (GSR) for all member institutions last week and Miami established a new athletics department-wide record with a GSR of 86 percent.

► Last year, the athletics department-wide GSR was 82 percent and the previous high was set at 83 percent in 2007. The Athletics Department has exceeded the NCAA average for GSR in each of the last six years.

Miami Compared to the NCAA

	2005	2006	2007	2008	2009	2010
MIAMI	77%	78%	83%	81%	82%	86%
NCAA	76%	77%	77%	78%	79%	79%

Hankerson AMONG THE BEST THIS DECADE

► Senior wide receiver Leonard Hankerson had one of the best seasons in recent memory for a pass catcher at the U in 2009. He is off to another impressive start in 2010, ranking among the nation's elite in receiving.

► His 801 receiving yards last year were the 10th most in school history and the most since Andre Johnson recorded 1,092 yards in 2002.

► Hankerson has now caught a pass in 21 straight games and leads the 'Canes in catches (44), yards (681) and receiving touchdowns (9) through nine games this season. Hankerson had his first multi-TD game of his career in the 'Canes opener against FAMU, before hauling in a career-best and UM record-tying three against Clemson on Oct. 2.

► Against Duke, Hankerson moved into sole possession of sixth place all-time in UM history in career touchdown catches with 16 before adding another this past weekend against UNC.

► With a career-best 147 yards receiving yards at Clemson earlier this year, Hankerson recorded his third career 100-yard receiving game. He nearly reached the 100-yard mark at No. 2 Ohio State earlier in the season, catching seven balls for 90 yards versus the Buckeyes.

TOP 10 SINGLE SEASON RECEIVING TOTALS IN UM HISTORY

Rank	Receiving Yards
1	Eddie Brown (1984) 1,114
2	Andre Johnson (2002) 1,092
3	Wesley Carroll (1990) 952
4	Santana Moss (1999) 899
5	Andre Johnson (2001) 881
6	Michael Irvin (1986) 868
7	Willie Smith (1984) 852
8	Michael Irvin (1985) 840
9	Dale Dawkins (1989) 833
10	Leonard Hankerson (2009) 801

TOP 10 CAREER RECEIVING TOUCHDOWNS IN UM HISTORY

Rank	Receiving TDs
1	Michael Irvin (1985-87) 26
2	Lamar Thomas (1989-92) 23
3	Reggie Wayne (1997-2000) 20
	Andre Johnson (2000-02) 20
5	Santana Moss (1997-2000) 19
6	Leonard Hankerson (2007-pr.) 18
7	Brian Blades (1984-87) 15
8	Eddie Brown (1983-84) 14
9	James Cox (1965-67) 12
	Bubba Franks (1997-99) 12

HANKERSON'S 2010 GAME-BY-GAME STATS

Game	Rec	Yards	TD
1 FLORIDA A&M	6	115	2
2 at No. 2 Ohio State	7	90	0
3 at Pittsburgh	3	36	1
4 at Clemson	7	147	3
5 No. 23 FLORIDA STATE	5	72	0
6 at Duke	6	80	1
7 NORTH CAROLINA	4	51	1
8 at Virginia	6	90	1
TOTALS	44	681	9

Hurricane GAMEDAY

▶ A brand new season of Hurricane Gameday kicked off in August on CSS. Hurricane Gameday has moved into a brand new studio with the longtime trio of Joe Zagacki, Don Bailey Jr. and head coach Randy Shannon.

▶ The show has undergone an overhaul, including a brand new set and graphics package... but the biggest change is the Unlimited Access fans will get to the Miami program. Throughout the 2010 season, Hurricane Gameday will run regular "Unlimited Access" features that will take fans behind the scenes with their favorite football team.

▶ In the season-opening show, fans heard Coach Shannon mic'd up at a scrimmage for the very first time. The exclusive access shows Shannon working with his beloved special teams units during the first scrimmage of training camp. We also sent the cameras with the team on a trip to the movies during one of the lighter moments in camp. Throughout the season, Hurricane Gameday will also bring fans exclusive footage in the weight room with Coach Andreu Swasey, in the locker room on gameday and much, much more.

▶ The CSS network covers 6.4 million homes in the Southeast, including Florida markets Miami, Ft. Lauderdale, West Palm Beach, Jacksonville, Sarasota, Tallahassee, Panama City and Lake County. CSS will air Hurricane Gameday on Thursdays and Saturdays throughout the season.

▶ Upcoming show airings are below.

Schedule

Show 9 - Maryland Preview

Thursday, Nov. 4 at 5:30 p.m.

Saturday, Nov. 6 at 10:30 a.m.

Show 10 - Georgia Tech Preview

Thursday, Nov. 11 at 5:30 p.m.

Saturday, Nov. 13 at 10:30 a.m.

Bailey LISTED AS ELITE NFL PROSPECT

▶ Draft guru Mel Kiper Jr. released his latest Big Board on ESPN.com last month and University of Miami senior defensive lineman Allen Bailey was listed as the No. 11 overall prospect for the 2011 NFL Draft.

▶ Bailey, who has 27 tackles, 8.5 tackles for a loss and 5.5 sacks this year, is ranked sixth among all defensive players on the board.

▶ In addition to Kiper's belief that Bailey should be a first round selection, he also recognizes linebacker Colin McCarthy and kicker/punter Matt Bosher as top senior prospects at their respective positions.

Young 'CANES

▶ 23 student-athletes made their first appearances as Hurricanes this season:

- LB Kelvin Cain (Fr.)
- RB Eduardo Clements (Fr.)
- TE Asante Cleveland (Fr.)
- LB Tyrone Cornileus (Fr.)
- DL Dyron Dye (R-Fr.)
- TE Chase Ford (Jr. - JUCO Transfer)
- LB James Gaines (Fr.)
- DB Nathan Gholston (Soph.)
- LB Shayon Green (R-Fr.)
- RB Maurice Hagens (Fr.)
- OL Seantrel Henderson (Fr.)
- WR Allen Hurns (Fr.)
- OL Jermaine Johnson (R-Fr.)
- RB Storm Johnson (Fr.)
- OL Brandon Linder (Fr.)
- RB Lamar Miller (R-Fr.)
- QB Stephen Morris (Fr.)
- DL Luther Robinson (R-Fr.)
- DB Kacy Rodgers (Fr.)
- TE Billy Sanders (R-Fr.)
- OL Jared Wheeler (R-Fr.)
- QB Spencer Whipple (Jr.)
- OL Cory White (R-Fr.)

▶ Three players made their first career starts against FAMU in the season opener: Brandon McGee, Ben Jones and Tyler Horn. Offensive lineman Seantrel Henderson made his first career start at Clemson, linebacker Kelvin Cain made his first start at Duke and quarterback Stephen Morris saw his first game action at Virginia this past weekend.

Defensive DOMINANCE

▶ The University of Miami has always taken pride in its defense. From years of Randy Shannon as the defensive coordinator to now John Lovett, the 'Canes have spent most of the decade ranked among the nation's elite defensively.

Miami Defenses From 2001-2010

Year	Total	Rank	Scoring	Rank	Rushing	Rank	Passing	Rank
2010	310.00	18th	19.00	23rd	157.50	71th	152.50	7th
2009	329.62	29th	22.15	37th	122.31	32nd	207.31	43rd
2008	317.5	28th	24.15	56th	151.85	75th	165.62	7th
2007	345.9	33rd	26.0	52nd	133.8	40th	212.2	35th
2006	255.5	7th	15.5	13th	67.9	4th	187.9	40th
2005	270.1	4th	14.3	4th	117.9	23rd	152.2	1st
2004	328.1	28th	17.0	13th	155.0	67th	173.1	9th
2003	257.5	2nd	15.1	4th	114.0	21st	143.5	1st
2002	285.0	7th	19.1	22nd	165.3	72nd	119.7	1st
2001	270.9	6th	9.4	1st	132.7	40th	138.2	2nd

Pass CATCHER U

- ▶ As of Nov. 2, eight former 'Canes rank in the Top 100 in receiving yards this season in the NFL.
- ▶ Miami has three former players currently ranked in the Top 10 in the NFL in receiving yards.
- ▶ Reggie Wayne ranks fourth in the league with 641 yards, Santana Moss is seventh (604) and Andre Johnson is eighth (594).

NFL Rank	Rec	Yards	Avg.	TD
4 Reggie Wayne	49	641	13.1	3
7 Santana Moss	48	604	12.6	2
8 Andre Johnson	39	594	15.2	3
51 Frank Gore	38	348	9.2	2
55 Roscoe Parrish	26	340	13.1	1
67 Jeremy Shockey	30	307	10.2	2
69 Kellen Winslow	30	306	10.2	0
97 Greg Olsen	18	222	12.3	2

Comparison: MIAMI AND VIRGINIA

▶ Here is a quick look at the match-ups you will see when the 'Canes and Cavs square off on Saturday at Scott Stadium.

MIAMI			MARYLAND		
Offense	Avg	NCAA Rank	Defense	Avg	NCAA Rank
Total	405.38	46	Total	320.38	26
Rushing	170.38	42	Rushing	125.25	33
Passing	235.00	49	Passing	195.13	37
Defense	Avg	NCAA Rank	Offense	Avg	NCAA Rank
Total	310.00	18	Total	323.75	94
Rushing	157.50	71	Rushing	139.13	80
Passing	152.50	7	Passing	184.63	86
Net Punting Avg	NCAA Rank	PR	Avg	NCAA Rank	
Average	39.17	20	Average	21.00	2
PR	Avg	NCAA Rank	Net Punting Avg	NCAA Rank	
Average	6.25	90	Average	35.63	74

McCARTHY'S SUCCESS CONTINUES

- ▶ Senior linebacker Colin McCarthy has picked up right where he left off last season, when he averaged 8.1 yards per carry over UM's last seven games. Now in the middle, McCarthy is second on the team with 60 tackles in seven games, recording five against FAMU, 11 on the road at No. 2 Ohio State, five at Pitt, six at Clemson, eight against No. 23 FSU, seven against UNC and a career-high 18 this past weekend against Virginia.
- ▶ McCarthy is the most experienced Hurricane defender, having played in 44 and started 31 games in his career. Heading into the Maryland game, he has a team-best 249 career tackles.

Feat FIRST

- ▶ For the first time in school history, the University of Miami recorded a punt return for a touchdown and a kick return for a touchdown in the same game. On Set. 7 at Ohio State, Lamar Miller returned a kickoff 88 yards for a touchdown in the first quarter before Travis Benjamin followed Miller's return with a 79- yard punt return for a touchdown with 3:04 left in the first half.
- ▶ The last time, a Miami player returned a kickoff for a touchdown was Devin Hester at NC State on Oct. 23, 2004. Hester's return went for 100 yards. Benjamin's punt return of 79 yards tied for the 10th longest in school history. It also was his first career punt return for a touchdown and the first for Miami since Thearon Collier's 60-yard punt return last season against Virginia.
- ▶ The returns also marked the first time in OSU history that an opponent scored on a punt return and a kick return in the same game against the Buckeyes.

NFL U

▶ Miami trails only Texas for the most players on active rosters in the NFL this season (*list according to the NFL*):

COLLEGE	PLAYERS
Texas	40
Miami	38
Southern California	36
Louisiana State	35
Ohio State	34
Florida	33
Georgia	33
Tennessee	33
California	31

Talent IN SOUTH FLORIDA

► The University of Miami's football roster is loaded with student-athletes from Florida and more specifically, South Florida.

► The same can be said for rosters in the NFL, where Miami ranks second to only Houston for having the most players from their city.

Cities WITH MOST NFL PLAYERS

Houston	24
Miami	22
Los Angeles	20
Detroit	15
New Orleans	15

States WITH MOST NFL PLAYERS

California	211
Texas	181
Florida	177
Ohio	85
Georgia	80

Scoring DRIVES FOR MIAMI IN 2010

► Here is a look at every scoring result for the 'Canes this season:

Play	Opp	Time
Harris to Hankerson for 19 yards (TD)	FAMU	1:40
Harris to Hankerson for 40 yards (TD)	FAMU	1:17
Harris to Berry for 32 yards (TD)	FAMU	3:20
Armstrong interception return for 22 yards (TD)	FAMU	--
M. James rush for 1 yard (TD)	FAMU	1:51
Miller rush for 5 yards (TD)	FAMU	2:29
Bosher 24-yard field goal (FG)	FAMU	5:59
Miller kick return for 88 yards (TD)	OSU	0:20
Bosher 51-yard field goal (FG)	OSU	2:04
Benjamin 79-yard punt return (TD)	OSU	--
Harris to Ford for 9 yards (TD)	OSU	1:46
Berry rush for 1 yard (TD)	PITT	3:25
Bosher 28-yard field goal (TD)	PITT	4:50
Harris to Hankerson for 19 yards (TD)	PITT	1:02
Harris to Benjamin for 10 yards (TD)	PITT	1:26
Miller 1-yard run (TD)	PITT	2:52
Harris to Hankerson for 22 yards (TD)	CLEMSON	3:06
Harris to Hankerson for 65 yards (TD)	CLEMSON	1:07
Harris to M. James for 18 yards (TD)	CLEMSON	0:10
Harris to Hankerson for 7 yards (TD)	CLEMSON	0:20
Bosher 29-yard field goal (FG)	CLEMSON	5:48
Harris rush for 3 yards (TD)	FSU	3:32
Berry rush for 26 yards (TD)	FSU	1:54
Bosher 36-yard field goal (FG)	FSU	3:02
Harris to Hankerson for 14 yards (TD)	DUKE	1:49
Harris rush for 13 yards (TD)	DUKE	0:30
Regis 22-yard interceptions return (TD)	DUKE	--
Berry rush for 1 yard (TD)	DUKE	3:42
Bosher 38-yard field goal (FG)	UNC	3:24
Bosher 34-yard field goal (FG)	UNC	3:28
Harris to Byrd for 6 yards (TD)	UNC	3:09
Harris to Benjamin for 24 yards (TD)	UNC	3:04
Harris to Hankerson for 19 yards (TD)	UNC	2:14
Berry rush for 2 yards (TD)	UNC	3:58
Morris to Hankerson for 29 yards (TD)	UVA	1:22
Morris rush for 9 yards (TD)	UVA	3:29
Morris to Benjamin for 60 yards (TD)	UVA	0:15

Big PLAY TRACKER

► Here is a look at every play that resulted in a gain of 25 yards or more for the 'Canes on offense this season:

Play	Opp	Yards
J. Harris to Hankerson(TD)	FAMU	40
J. Harris to Berry (TD)	FAMU	32
Berry rush (1st down)	FAMU	25
Miller kick return (TD)	OSU	88
J. Harris to Hankerson (1st down)	OSU	25
T. Benjamin punt return (TD)	OSU	79
Berry rush over left end (1st down)	OSU	42
Miller rush up middle (1st down)	OSU	25
J. Harris to Benjamin (1st down)	PITT	39
Berry rush (1st down)	PITT	27
Berry rush (1st down)	CLEMSON	33
J. Harris to Hankerson (TD)	CLEMSON	65
J. Harris rush (1st down)	FSU	29
J. Harris to Benjamin (1st down)	FSU	31
Berry rush (1st down)	FSU	26
J. Harris to Benjamin (1st down)	DUKE	37
J. Harris to Hankerson (1st down)	DUKE	33
M. James rush (1st down)	DUKE	32
J. Harris to Cleveland (1st down)	UNC	25
Miller rush (1st down)	UNC	27
J. Harris to Benjamin (1st down)	UNC	26
Benjamin rush (1st down)	UVA	36
Morris to Hankerson (TD)	UVA	29
Morris to Benjamin (TD)	UVA	60

100 YARDS ON THE GROUND

► Here is a list of the University of Miami's all-time 100-yard rushing performances:

CONSECUTIVE 100-YARD RUSHING GAMES (SINCE 1975)

Player	No.	Year
Edgerrin James	7	1998
Willis McGahee	6	2002
Clinton Portis	6	2001
Damien Berry	4	2010
Clinton Portis	4	1999
Willis McGahee	4	2002
Frank Gore	3	2003

MOST 100-YARD RUSHING GAMES (SINCE 1975)

Player	No.	Years
Edgerrin James	15	1995-98
Clinton Portis	14	1999-2001
Ottis Anderson	13	1976-78
James Jackson	11	1997-2000
Willis McGahee	10	2002
Frank Gore	8	2001, 2003-04
Tyrone Moss	7	2003-2006
Graig Cooper	6	2007-present
Stephen McGuire	6	1989-91
Damien Berry	5	2007-present
Javarris James	5	2006-2009
Danyell Ferguson	5	1995-96
Alonzo Highsmith	5	1984
James Stewart	4	1993-94
Leonard Conley	4	1987-90
Jarrett Payton	3	2003
Dyral McMillian	3	1996
Warren Williams	3	1985-87
Melvin Bratton	3	1984-87
Derron Thomas	1	2005-08
Donnell Bennett	1	1993
Larry Jones	1	1993
Alex Johnson	1	1989
Albert Bentley	1	1983
Speedy Neal	1	1982
Lorenzo Roan	1	1980
Ken McMillian	1	1978
Taylor Timmons	1	1977
Chris Hobbs	1	1977

Miami OWNS NATION'S SECOND BEST MARK SINCE 1983

► The University of Miami owns the nation's second-best record going back to the 1983 season, the year Miami won its first ever national championship under coach Howard Schnellenberger. Miami (.784) trails only Nebraska (.789) in winning percentage since that year.

BEST WINNING % SINCE 1983

	Wins	Losses	Ties	Winning %
Nebraska	267	71	1	.789
Miami	262	72	0	.784
Florida State	259	72	1	.782
Florida	255	77	4	.765
Ohio State	253	80	5	.756

Miami HOPES TO DELIVER DREAMS WITH NEW ONLINE SHOP

► Dreams, Inc. (NYSE Amex: DRJ), a vertically integrated leader in the licensed sports products industry, announced that it has signed an agreement with the University of Miami Athletics to re-launch the Hurricanes on-line fan shop (URL - ShopMiamiHurricanes.com).

► The multi-year deal marks the second alliance for Dreams with top-tier college athletics, following on the recent announcement regarding the University of Texas Longhorns.

Spence OF OLD

► Junior linebacker Sean Spence is having one of the most productive seasons for a UM linebacker in recent memory this year. The Miami native and Northwestern High School graduate leads the team in total tackles (68), solo tackles (33) and tackles for loss (10.5) through eight games.

► After recording 65 tackles and 9.5 tackles for loss as a freshman in 2008, Spence was slowed by injury last year as a sophomore, recording just 36 tackles and 6.5 tackles for loss in 10 games. Through eight games this year, Spence is averaging 8.5 tackles per game - a pace that would give him well over 100 if he continues at the same rate.

Jacory MOVING UP TD CHART

► Junior quarterback Jacory Harris continues to climb up the University of Miami's career touchdown passes list.

► He moved into soloe possession of second place all-time two weeks ago against UNC when he threw touchdown passes to LaRon Byrd, Travis Benjamin and Leonard Hankseron against the Tar Heels.

TOP 10 CAREER TOUCHDOWN PASSES IN UM HISTORY

Rank		TDs
1	Ken Dorsey (1999-02)	86
2	Jacory Harris (2008-pr.)	50
3t	Vinny Testaverde (1982-86)	48
	Steve Walsh (1986-88)	48
5	Gino Torretta (1989-92)	47
6	Craig Erickson (1987-90)	46
7	Ryan Clement (1994-97)	43
8	Bernie Kosar (1983-84)	40
9	Kyle Wright (2004-07)	38
10	Brock Berlin (2003-04)	34

Bailey NAMED DEFENSIVE PLAYER OF THE WEEK

► University of Miami senior defensive lineman Allen Bailey has been name a National College Football Performance Awards Co-Defensive Player of the Week after his performance against UNC two weeks ago. Bailey led the 'Canes to a 33-10 victory over North Carolina on Saturday, recording six tackles and a career-best 3.5 sack in the convincing win over the Tar Heels.

► Bailey shared the weekly award with Pittsburgh's Brandon Lindsey, who had three sacks and a forced fumble in the Panthers' win over Rutgers.

► Bailey now leads the 'Canes with 5.5 sacks this season while ranking sixth in tackles (27) and second in tackles for loss (8.5).

It's BEEN A WHILE

▶ Quarterback Jacory Harris entered the 2009 season snapping a streak of at least 16 years since a player from Miami-Dade County quarterbacked a University of Miami team. Hialeah High School's Ryan Collins started the last seven games of the 1993 season, but did not go into the season as the starter. Kary Baker was the last Miami-Dade County quarterback to enter the season as the starting quarterback. Baker, from Miami-Edison High School, was UM's starter in 1974 and also was Miami's first African-American quarterback.

MIAMI QUARTERBACKS SINCE 1974

2009	Jacory Harris	Miami
2008	Robert Marve	Tampa
2007	Kyle Wright	Danville, Calif.
2006	Kyle Wright	Danville, Calif.
2005	Kyle Wright	Danville, Calif.
2004	Brock Berlin	Shreveport, La.
2003	Brock Berlin	Shreveport, La.
2002	Ken Dorsey	Orinda, Calif.
2001	Ken Dorsey	Orinda, Calif.
2000	Ken Dorsey	Orinda, Calif.
1999	Ken Dorsey	Orinda, Calif.
1998	Scott Covington	Laguna Niguel, Calif.
1997	Ryan Clement	Denver, Colo.
1996	Ryan Clement	Denver, Colo.
1995	Ryan Clement	Denver, Colo.
1994	Frank Costa	Philadelphia, Pa.
1993	Frank Costa	Philadelphia, Pa.
	Ryan Collins	Pembroke Pines
1992	Gino Torretta	Pinole, Calif.
1991	Gino Torretta	Pinole, Calif.
1990	Craig Erickson	West Palm Beach
1989	Craig Erickson	West Palm Beach
1988	Steve Walsh	St. Paul, Minn.
1987	Steve Walsh	St. Paul, Minn.
1986	Vinny Testaverde	Elmont, N.Y.
1985	Vinny Testaverde	Elmont, N.Y.
1984	Bernie Kosar	Boardman, Ohio
1983	Bernie Kosar	Boardman, Ohio
1982	Mark Richt	Boca Raton
1981	Jim Kelly	East Brady, Pa.
1980	Jim Kelly	East Brady, Pa.
1979	Mike Rodrigue	Tallahassee
1978	Kenny McMillian	DeLand
1977	Kenny McMillian	DeLand
	E.J. Baker	Lakeland
1976	E.J. Baker	Lakeland
1975	E.J. Baker	Lakeland
1974	Kary Baker	Miami

University OF MIAMI CELEBRATES NEW TOP RANKING

▶ The U.S. News and World Report released their official rankings of the top colleges and universities in the nation for 2011. Coming in at number 47 was the University of Miami, which claimed the honor of the top-ranked school in the state of Florida.

▶ This was the first time that UM had been named a Top 50 institution, part of a nine-year span which has seen the school jump 20 spots in the rankings.

▶ The Hurricanes were among seven Atlantic Coast Conference schools ranked among the Top 50 – the most Football Bowl Subdivision schools for any conference. ACC members joining Miami among the national leaders are: Duke, Virginia, Wake Forest, North Carolina, Boston College and Georgia Tech.

▶ Ranking criteria included peer assessment, graduation and retention rates, faculty resources, student selectivity, and giving by alumni.

▶ The editors of U.S. News & World Report have ranked the nation's top universities and colleges for the past 27 years. The 2011 edition of "America's Best Colleges" hit newsstands on August 31, and the rankings can be viewed on the magazine's website at www.usnews.com.

ESPN: 15 OF TOP 200 PLAYERS IN THE NFL ARE 'CANES

▶ The UM pipeline to NFL stardom is no surprise to anyone that follows the sport as it continues to grow. At the beginning of training camps, 51 UM players were working out with NFL teams. ESPN.com and Scouts Inc. put together a list of the 200 best players in the NFL and Miami had an impressive 15 representatives:

- | | |
|---|--|
| 2. Andre Johnson - Houston Texans | 111. Vernon Carey - Miami Dolphins |
| 14. Ed Reed - Baltimore Ravens | 119. Ray Lewis - Baltimore Ravens |
| 32. Reggie Wayne - Indianapolis Colts | 140. Eric Winston - Houston Texans |
| 36. Vince Wilfork - New England Patriots | 148. Jonathan Vilma - New Orleans Saints |
| 42. Jon Beason - Carolina Panthers | 162. Brandon Meriweather - New England |
| 58. Frank Gore - San Francisco 49ers | 196. Calais Campbell - Arizona Cardinals |
| 72. DJ Williams - Denver Broncos | 200. Devin Hester - Chicago Bears |
| 91. Kellen Winslow - Tampa Bay Buccaneers | |

'Canes PREDICTED SECOND IN COASTAL

▶ Miami was voted to finish second in the ACC Coastal Division by media members at the 2010 ACC Football Kickoff earlier this fall. After finishing the season 9-4 (5-3 ACC) and advancing to the Champs Sports Bowl in Orlando, the Hurricanes picked up 444 points from members of the working media, while collecting 20 first place votes within the Coastal Division.

▶ Virginia Tech was predicted on 50 ballots to win its fourth ACC crown. Florida State finished second with 26 votes, followed by Miami (10), Georgia Tech (8), Boston College (2) and North Carolina (2). The Hokies were also tabbed to win the ACC's Coastal Division, earning 532 points and 62 first-place votes.

▶ Miami followed in second place (444 points, 20 first-place votes); Georgia Tech was third (408); North Carolina fourth (379); fifth was Duke (169); and Virginia (126) rounded out the six-team Coastal Division.

Skill POSITION DEPTH

▶ As was the case last season, this year's University of Miami team is one of the deepest teams in the country at the running back and wide receiver positions.

Running Backs

- Damien Berry (6-0, 215)
- Graig Cooper (6-0, 205)
- Lamar Miller (5-11, 210)
- Mike James (6-0, 217)
- Storm Johnson (6-0, 218)

Receivers

- Leonard Hankerson (6-3, 205)
- Travis Benjamin (5-11, 176)
- LaRon Byrd (6-4, 215)
- Aldarius Johnson (6-3, 200)
- Tommy Streeter (6-5, 210)
- Kendal Thompkins (5-10, 182)

▶ Late last season, the 'Canes were the only team in the country to boast three 400-yard rushers and seven 200-yard receivers.

Miami TEAM LEADERS

► Here is list of Miami's statistical team leaders through three games this season:

Passing Yards	Jacory Harris	1,646
Rushing Yards	Damien Berry	690
Receiving Yards	Leonard Hankerson	681
Receptions	Leonard Hankerson	44
Punt Return Yards	Travis Benjamin	100
Kick Return Yards	Lamar Miller	167
Total Touchdowns	Leonard Hankerson	9
Scoring	Leonard Hankerson	54
All-Purpose Yards	Damien Berry	783
Solo Tackles	Sean Spence	33
Total Tackles	Sean Spence	68
Tackles for a loss	Sean Spence	10.5
Sacks	Allen Bailey	5.5
Interceptions	Hill, Telemaque	3
Pass breakups	Three players	4
Fumbles recovered	Vaughn Telemaque	2
Fumbles forced	Sean Spence	2

Hurricanes IN THE ACC IN 2010

► The following is a list of where UM ranks as a team and individually in the Atlantic Coast Conference this season:

Team	Rank	Player	Rank
Scoring Offense	6th (28.4)	Jacory Harris	
Scoring Defense	3rd (19.0)	Passing Avg.	5th (205.8)
Pass Offense	5th (235.0)	Passing Efficiency	7th (120.2)
Pass Defense	1st (152.5)	Total Offense	5th (208.8)
Rush Offense	5th (170.4)	Damien Berry	
Rush Defense	7th (157.5)	Rushing	4th (86.2)
Total Offense	4th (405.4)	All-Purpose	8th (97.9)
Total Defense	2nd (310.0)	Leonard Hankerson	
Kickoff Coverage	10th (41.1)	Receiving Yards	2nd (85.1)
Kickoff Returns	8th (19.8)	Scoring	9th (6.8)
Punting	2nd (39.2)	Receptions	2nd (5.50)
Punt Return Avg.	11th (6.2)	Scoring TDs	t-3rd (6.8)
Turnover Margin	t-2nd (0.50)	Matt Boshier	
First Downs	2nd (180)	Punting	1st (45.6)
Opponent 1st Downs	1st (124)	Field Goals	t-7th (0.88)
Red Zone Offense	12th (73.5)	Scoring (Kick)	t-8th (5.9)
Red Zone Defense	3rd (74.2)	Travis Benjamin	
Sacks By	2nd (25)	Punt Return Avg.	6th (7.1)
Sacks Against	3rd (10)	Sean Spence	
Penalties	12th (72.4)	Tackles/Game	5th (8.4)
Opponent Penalties	8th (53.1)	Colin McCarthy	
Time of Possession	11th (28:00)	Tackles/Game	4th (8.7)
3rd Down Conv.	5th (38.9)	Ray-Ray Armstrong	
Opp. 3rd Down Conv.	2nd (33.9)	Tackles/Game	t-23rd (6.0)
4th Down Conv.	11th (40.0)	Ryan Hill	
Opp. 4th Down Conv.	3rd (50.0)	Tackles/Game	t-45th (5.0)
Field Goals	10th (.700)	Vaughn Telemaque	
PAT Kicking	12th (.897)	Tackles/Game	t-45th (5.0)
Pass Efficiency	7th (114.9)	Fumbles Recovered	t-4th (0.25)
Pass Def. Efficiency	1st (93.1)	Allen Bailey	
		Sacks	t-3rd (.69)
		Olivier Vernon	
		Sacks	t-9th (.50)

Coaches AT THEIR ALMA MATERS

- Miami's Randy Shannon is one of 16 head coaches working at their alma mater this season.
- Shannon matched up with Pitt's Dave Wannstedt and later this year will meet Virginia Tech's Frank Beamer.

Chris Ault	Nevada
Frank Beamer	Virginia Tech
Troy Calhoun	Air Force
Steve Fairchild	Colorado State
Pat Fitzgerald	Northwestern
Ralph Friedgen	Maryland
Mike Gundy	Oklahoma State
Doug Marrone	Syracuse
Ruffin McNeil	East Carolina
Rick Neuheisel	UCLA
Joker Phillips	Kentucky
Larry Porter	Memphis
Randy Shannon	Miami
Willie Taggart	Western Kentucky
Dave Wannstedt	Pittsburgh
Paul Wulff	Washington State

Bosher UP FOR LOWE'S SENIOR CLASS AWARD

► Senior placekicker and punter Matt Bosher has been named one of 30 NCAA football bowl subdivision student-athletes selected as a candidate for the Lowe's Senior CLASS. To be eligible for the award, a student-athlete must be classified as an NCAA Division I senior and have notable achievements in four areas of excellence - community, classroom, character and competition.

► Bosher received his Bachelor's of Arts in history in May of 2010. He also minored in sport administration and is currently pursuing a second degree. He was named to the 2006-07 ACC Academic Honor Roll and is a member of the University of Miami Athletic Director's Honor Roll awarded to student-athletes with semester GPAs of 3.2 or better). He is a two-time University of Miami Book Buster (awarded to student-athletes with semester GPA 3.0 or better).

► Bosher has been involved in numerous community service activities including the University of Miami Football Canes on Patrol Program that works with the Broward County Sheriff's Department to encourage Broward youth to stay in school and out of gang and street related violence. He also has served as a mentor in the Fun 4 Kidz program (paired with Miami-Dade area middle-school students) meeting once a month and talking on the phone once-a-week.

► An acronym for Celebrating Loyalty and Achievement for Staying in School, the Lowe's Senior CLASS Award focuses on the total student-athlete and encourages students to use their platform in athletics to make a positive impact as leaders in their communities.

Byrd HONORED BY UM AFRICANA PROGRAM

► University of Miami wide receiver LaRon Byrd was selected as one of three recipients of the Fannie Lou Hamer Academic Achievement Award, given to the Most Improved Students, in terms of Africana Studies Program courses at UM.

► LaRon has excellent attendance, participates in class, completes all assignments on time and has an overall positive attitude toward learning which is to be applauded, said Dr. Patti Rose, Professor, UM Africana and American Studies. As a student-athlete, he is exemplary, in the classroom setting, which is wonderful to see.

► Byrd received the award on May 17 at the First Annual Fannie Lou Hamer, Africana Studies Program Achievement Awards at the Wesley Gallery on the campus of the University of Miami.

Offense HAS A TOP 10 SEASON

► The University of Miami's offense had one of the most productive seasons in school history in 2009.

► The 2009 offense finished first in school history in first downs gained passing (169), second in overall first downs (275) and fourth in total yards gained (5,199).

TOP 10 SINGLE SEASON FIRST DOWNS GAINED PASSING IN UM HISTORY

Rank		First downs
1	2009	169
2	1988	161
3	1984	159
4	1990	156
5t	1989	153
	1992	153
7	2002	151
8	1985	149
9	1996	140
10	2003	134

Jacory IN 2009

► Junior quarterback Jacory Harris had one the most productive passing seasons in recent memory in 2009.

► Here is a list of where Harris' 2009 season ranks in a single-season in UM history:

TOP 10 SINGLE SEASON PASSING YARDS IN UM HISTORY

Rank		Yards
1	Bernie Kosar (1984)	3,642
2	Ken Dorsey (2002)	3,369
3	Craig Erickson (1990)	3,363
4	Jacory Harris (2009)	3,352
5	Vinny Testaverde (1985)	3,238
6	Steve Walsh (1988)	3,115
7	Gino Torretta (1991)	3,095
8	Gino Torretta (1992)	3,060
9	Ken Dorsey (2000)	2,737
10	Brock Berlin (2004)	2,680

TOP 10 SINGLE SEASON TOUCHDOWN PASSES IN UM HISTORY

Rank		TDs
1	Steve Walsh (1988)	29
2	Ken Dorsey (2002)	28
3	Vinny Testaverde (1986)	26
4t	Bernie Kosar (1984)	25
	Ken Dorsey (2000)	25
6	Jacory Harris (2009)	24
7	Ken Dorsey (2001)	23
8t	Craig Erickson (1990)	22
	Brock Berlin (2004)	22
10	Vinny Testaverde (1985)	21

TOP 10 SINGLE SEASON PASS ATTEMPTS IN UM HISTORY

Rank		Attempts
1	Bernie Kosar (1984)	416
2	Jacory Harris (2009)	406
3	Gino Torretta (1992)	402
4t	Craig Erickson (1990)	393
	Ken Dorsey (2002)	393
6	Steve Walsh (1988)	390
7	Gino Torretta (1991)	371
8t	Vinny Testaverde (1985)	352
	Brock Berlin (2003)	352
10	Brock Berlin (2004)	348

TOP 10 SINGLE SEASON PASS COMPLETIONS IN UM HISTORY

Rank		Completions
1	Bernie Kosar (1984)	262
2	Jacory Harris (2009)	242
3	Steve Walsh (1988)	233
4	Gino Torretta (1992)	228
5	Craig Erickson (1990)	225
6	Ken Dorsey (2002)	222
7	Vinny Testaverde (1985)	216
8	Brock Berlin (2003)	211
9	Gino Torretta (1991)	205
10	Bernie Kosar (1983)	201

Hurricanes ON PRESEASON LISTS

► Several Hurricanes have been getting some preseason accolades. Here is a look at who on the UM roster has been named to a national preseason watch list:

JACORY HARRIS

- Manning Quarterback Award Watch List
- Davey O'Brien Award Watch List

MATT BOSHER

- Groza Award Watch List
- Preseason All-ACC Selection
- Lowes Senior CLASS Award Candidate

BRANDON HARRIS

- Nagurski Trophy Watch List
- Preseason All-ACC Selection
- Thorpe Award Watch List

LEONARD HANKERSON

- Biletnikoff Award Watch List

GRAIG COOPER

- Paul Hornung Award Watch List

ALLEN BAILEY

- Rotary Lombardi Award Watch List
- Nagurski Trophy Watch List

ORLANDO FRANKLIN

- Outland Trophy Watch List

MARCUS FORSTON

- Outland Trophy Watch List

COLIN MCCARTHY

- Butkus Award Watch List

SEAN SPENCE

- Butkus Award Watch List

Miami's SHANNON SIGNS NEW FOUR-YEAR CONTRACT

► University of Miami Director of Athletics Kirby Hocutt announced on May 12 that head football coach Randy Shannon has signed a new four-year contract.

"There's no other place I'd rather be than coaching Hurricanes football. I'm excited about the momentum we continue to build and our strong recruiting classes," said Coach Shannon. "We have dedicated student athletes and experienced and committed coaching staff, a strong athletic program and the University leadership's support -- all important components consistent with long term success."

► Shannon, 44, took over the Hurricanes' program in 2007 and has led Miami to two bowl game appearances in three seasons. After going 5-7 in his first season as a head coach, Shannon led the Hurricanes to a 7-6 record in 2008 with an appearance in the Emerald Bowl. In 2009, the Hurricanes had a breakout season winning three games against Top 25 opponents to start the season enroute to a 9-4 campaign and a third place finish in the Atlantic Coast Conference. Miami ended the season with an appearance in the Champs Sports Bowl.

"We are very proud of the positive steps our football program has taken under the leadership of Coach Shannon," said UM Director of Athletics Kirby Hocutt. "With a commitment to excellence in the classroom, in the community, and in competition, we are well on our way, once again, to the top of the college football world."

► Shannon has also had a tremendous impact on the football program off the field. The program was among those honored by the National Collegiate Athletic Association (NCAA) for its latest Academic Progress Report score (APR) released yesterday. It was recognized as having posted a multi-year APR score in the top 10 percent. Miami was the only Bowl Championship Subdivision (BCS) team among the 26 schools recognized that finished ranked in the final USA Today Coaches Poll and Associated Press poll after the 2009 season. UM and Duke were the only two Atlantic Coast Conference football programs recognized.

Spring GAME RECAP

► Travis Benjamin hauled in six catches for 171 yards and a touchdown and quarterbacks Stephen Morris and Spencer Whipple combined for 321 passing yards and three TDs as the Hurricanes defeated Miami, 58-53, in the University of Miami football team's annual spring game Saturday at Traz Powell Stadium in front of an estimated crowd of 10,000.

► Team Hurricanes were comprised of the second and third team offenses and the first team, defense while Team Miami was comprised of the first team offense and second and third team defenses. The offenses earned six points for a touchdown, three points for a field goal, one point for an extra point, one point for crossing the 50-yard line and one point for every first down. The defenses earned one point for a three-and-out, two points for an interception, two points for a fumble recovery and six points for a touchdown.

► Morris completed 12-of-21 passes for 209 yards, two TDs and one INT. Whipple went 7-of-16 for 112 yards and one touchdown. A.J. Highsmith quarterbacked UM and went 11-of-20 for 131 yards with three TDs and two interceptions.

► Kendal Thompkins caught a game-high eight passes for 84 yards and one touchdown for the Hurricanes. Leonard Hankerson had three receptions for 61 yards and two touchdowns.

► Linebacker Sean Spence led the Hurricanes with eight tackles. Vaughn Telemaque added six tackles for the Hurricanes. Brandon McGee had seven tackles and two pass breakups for Miami while safety Ray Ray Armstrong intercepted two passes.

Gino TORRETTA ENSHRINED IN COLLEGE FOOTBALL HOF

► Former University of Miami quarterback Gino Torretta was enshrined into the National Football Foundation (NFF) College Football Hall of Fame in South Bend, Ind. on July 17. Torretta is the sixth Hurricane to be selected for induction, as he joined former student-athletes Bennie Blades, (2006), Don Bosseler (1990) and Ted Hendricks (1987) along with coaches Andy Gustafson (1985) and Jack Harding (1980) in the Hall.

► Torretta, along with the 23 other inductees in this year's class, took part in two full days of activities in conjunction with the enshrinement, which was held Saturday night at the Century Center Convention Center.

► A key factor in many of Miami's national championship-contending teams, Torretta became one of the most decorated players in college football history, claiming unanimous First Team All-America honors, the Heisman Trophy, Davey O'Brien, Johnny Unitas Golden Arm, Maxwell and Walter Camp awards in 1992.

Miami-NOTRE DAME FOOTBALL SERIES SET

► The University of Miami and the University of Notre Dame have officially come to an agreement on the dates and sites of a future three-game football series between the schools.

► The series will open with a neutral site game at Soldier Field in Chicago on Saturday, Oct. 6, 2012. Game two of the series is scheduled for four years later, with the Hurricanes traveling to South Bend, Ind. to face the Fighting Irish on Saturday, Oct. 8, 2016 at Notre Dame Stadium. The final game of the contract will be played at Sun Life Stadium in Miami Gardens, Fla. on Saturday, Nov. 25, 2017.

► The last time the two teams met in Miami, the Hurricanes cruised to a 27-10 win over Notre Dame at the Orange Bowl in 1989. Three of Miami's wins over Notre Dame came during the regular season of the Hurricanes' 1983, 1987 and 1989 national championship years. Notre Dame leads the all-time series between the two schools, 15-7-1.

► Miami and Notre Dame recently made national headlines when it was announced the two programs would share the American Football Coaches Association's 2009 Academic Achievement Award, as both schools recorded a 100 percent graduation rate for members of its freshman football student-athlete class of 2002.

‘Canes AND THE LEAGUE

► More than 275 former Hurricanes have gone on to play in the NFL.
 ► 33 Hurricanes have been a part of a Super Bowl winning team and a total of 67 former Canes have played in a Super Bowl.
 ► Three Hurricanes - Jonathan Vilma, Jeremy Shockey and Glenn Sharpe -- were members of the Super Bowl XLIV Champion New Orleans Saints this past season.
 ► 41 former Hurricanes are currently with NFL teams as of Oct. 8, 2010.

ARIZONA CARDINALS

Calais Campbell DL

ATLANTA FALCONS

Spencer Adkins LB

BUFFALO BILLS

Roscoe Parrish WR

BALTIMORE RAVENS

Tavares Gooden LB
 Ray Lewis LB
 Willis McGahee RB
 Ed Reed S

CAROLINA PANTHERS

Jon Beason LB

CHICAGO BEARS

Devin Hester WR/PR
 Greg Olsen TE

DALLAS COWBOYS

Leon Williams LB

DENVER BRONCOS

D.J. Williams LB

DETROIT LIONS

Jason Fox OT

GREEN BAY PACKERS

Sam Shields CB

HOUSTON TEXANS

Rashad Butler OL
 Andre Johnson WR
 Chris Myers OL
 Darryl Sharpton LB
 Eric Winston OL

INDIANAPOLIS COLTS

Reggie Wayne WR
 Javaris James RB

MIAMI DOLPHINS

Vernon Carey OL

MINNESOTA VIKINGS

Bryant McKinnie OL

NEW ENGLAND PATRIOTS

Brandon Meriweather S
 Vince Wilfork DL

NEW ORLEANS SAINTS

Jimmy Graham TE
 Jeremy Shockey TE
 Jonathan Vilma LB

NEW YORK GIANTS

Bruce Johnson DB
 Sinorice Moss (IR) WR
 Kenny Phillips S
 Antrel Rolle DB

PHILADELPHIA EAGLES

Antonio Dixon DL

SAN FRANCISCO 49ERS

Frank Gore RB

SEATTLE SEAHAWKS

Kelly Jennings DB

TAMPA BAY BUCCANEERS

Kellen Winslow TE

WASHINGTON REDSKINS

Phillip Buchanon CB
 Rocky McIntosh LB
 Santana Moss WR
 Clinton Portis RB

‘Canes IN THE PRO BOWL

► Eleven former University of Miami football players were named to the 2010 NFL Pro Bowl, easily the highest representation for any school in the nation. The list included:

CB	Antrel Rolle	Arizona Cardinals
WR	Andre Johnson	Houston Texans
WR	Reggie Wayne	Indianapolis Colts
RB	Clinton Portis	Washington Redskins
LB	Ray Lewis	Baltimore Ravens
LB	Jon Beason	Carolina Panthers
S	Ed Reed	Baltimore Ravens
RB	Frank Gore	San Francisco 49ers
S	Brandon Meriweather	New England Patriots
DT	Vince Wilfork	New England Patriots
OT	Bryant McKinnie	Minnesota Vikings

‘Canes IN THE NFL - WEEK 7

► Here are some of the top performances by ‘Canes from Week 7 of the NFL season:

Frank Gore - San Francisco 49ers RB vs. Denver

- Ran for 118 yards and a touchdown on 29 carries in win over Denver in London

Jonathan Vilma - New Orleans Saints LB vs. Pittsburgh

- Had a team-high eight tackles (six solo) and recorded a sack in win over the Steelers

Andre Johnson - Houston Texans WR vs. Indianapolis

- Caught seven passes for 106 yards and a touchdown in road loss to the Colts

Rocky McIntosh - Washington Redskins LB vs. Detroit

- Tallied a game-high nine total tackles (seven solo) in loss at Detroit

D.J. Williams – Denver Broncos LB vs. San Francisco

- Recorded a team-high nine total tackles in loss to the 49ers

Vince Wilfork - New England Patriots DT vs. Minnesota

- Recorded five tackles (four solo) in leading the effort to keep Adrian Peterson under 100

Reggie Wayne - Indianapolis Colts WR vs. Houston

- Recorded four receptions for 39 yards and a touchdown in win over the Texans on MNF

Brandon Meriweather - New England Patriots SS vs. Minnesota

- Recorded seven tackles (five solo) in home win over the Vikings

Roscoe Parrish - Buffalo Bills WR vs. Kansas City

- Caught four passes for a game-high 66 yards and had a 44 yard punt return vs. KC

Calais Campbell - Arizona Cardinals DE vs. Tampa Bay

- Recorded six tackles (3 UA, 3 A) in home loss to the Buccaneers

Santana Moss - Washington Redskins WR vs. Detroit

- Finished with six receptions for 56 yards in a road loss to the Lions

Philip Buchanon - Washington Redskins CB vs. Detroit

- Finished with two tackles and forced a fumble in a road loss

2010 ALPHABETICAL ROSTER

No.	Name	Class	Pos.	Ht.	Wt.	Hometown/High School/College
26	Ray-Ray Armstrong	Soph.	DB	6-4	215	Sanford, Fla./Seminole HS
57	Allen Bailey	Sr.	DL	6-4	285	Sapelo, Ga./McIntosh County Academy
73	Jermaine Barton	Fr.	OL	6-7	283	Fort Lauderdale, Fla./St. Thomas Aquinas HS
3	Travis Benjamin	Jr.	WR	5-11	176	Belle Glade, Fla./Glades Central HS
20	Damien Berry	Sr.	RB	6-0	215	Belle Glade, Fla./Glades Central HS
25	Matt Boshier	Sr.	P/PK	6-0	205	Jupiter, Fla./Jupiter HS
76	Jeffrey Brown	Fr.	DL	6-3	275	Evanston, Ill./Evanston HS
45	Ramon Buchanan	Jr.	LB	6-1	220	Melbourne, Fla./Palm Bay HS
79	Malcolm Bunche	Fr.	OL	6-7	328	Newark, Del./Milford (N.Y.)/Newark HS
47	LaRon Byrd	Jr.	WR	6-4	215	Hahnville, La./Hahnville HS
94	Kelvin Cain	Fr.	LB	6-3	226	Clovis, Calif./Buchanan HS
43	John Calhoun	Jr.	FB	6-3	255	Micco, Fla./Sebastian River HS
37	Jared Campbell	Sr.	DB	6-0	205	Aurora, Colo./Overland HS
32	Lee Chambers	Jr.	DB	5-10	195	Coffeeville, Miss./Coffeeville HS
23	Eduardo Clements	Fr.	RB	5-9	190	Miami, Fla./Booker T. Washington HS
82	Asante Cleveland	Fr.	TE	6-5	245	Sacramento, Calif./Christian Brothers HS
2	Graig Cooper	Sr.	RB	6-0	205	Memphis, Tenn./Melrose/Milford Prep
39	Tyrone Cornileus	Fr.	LB	6-2	195	Stone Mountain, Ga./Stephenson HS
18	Devont'a Davis	Fr.	DB	6-1	175	Gainesville, Fla./Gainesville HS
49	Dyron Dye	R-Fr.	DL	6-5	255	Sanford, Fla./Seminole HS
70	Jonathan Feliciano	Fr.	OL	6-5	330	Davie, Fla./Western HS
61	Joel Figueroa	Sr.	OL	6-6	323	Miami, Fla./North Miami HS
9	Chase Ford	Jr.	TE	6-6	245	Corrigan, Texas/Kilgore JC/Corrigan-Camden
99	Marcus Forston	Soph.	DL	6-3	305	Miami, Fla./Northwestern HS
74	Orlando Franklin	Sr.	OL	6-7	312	Delray Beach, Fla./Atlantic HS
58	Jordan Futch	Jr.	LB	6-3	240	Hollywood, Fla./Chaminade Madonna College Prep
59	James Gaines	Fr.	LB	6-3	205	Getzville, N.Y./Canisius HS
28	Nathan Gholston	Soph.	DB	5-7	180	Westland, Mich./Plymouth HS
69	Sean Goldstein	Soph.	LB	6-0	225	Dresher, Pa./Chestnut Hill Academy
84	Richard Gordon	Sr.	TE	6-4	265	Miami, Fla./Norland/Milford Prep (N.Y.)
51	Shayon Green	R-Fr.	LB	6-3	230	Tifton, Ga./Tifton County HS
66	Harland Gunn	Jr.	OL	6-2	315	Omaha, Neb./Central HS
33	Maurice Hagens	Fr.	RB	5-11	232	Riverview, Fla./Tampa Bay Tech HS
19	Darion Hall	Fr.	RB	5-11	190	Naples, Fla./Lely HS
85	Leonard Hankerson	Sr.	WR	6-3	205	Fort Lauderdale, Fla./St. Thomas Aquinas HS
1	Brandon Harris	Jr.	DB	5-11	195	Miami, Fla./Booker T. Washington HS
12	Jacory Harris	Jr.	QB	6-4	200	Miami, Fla./Northwestern HS
77	Seantrel Henderson	Fr.	OL	6-8	355	St. Paul, Minn./Cretin-Hall Derham HS
11	Alonzo Highsmith	Soph.	QB	6-0	195	Missouri City, Texas/Hightower HS
13	Ryan Hill	Sr.	DB	6-0	205	Tallahassee, Fla./Rickards HS
30	Patrick Hill	Sr.	FB	5-9	255	Torrance, Calif./Fairfax HS (Calif.)/EI Camino
63	Tyler Horn	Jr.	OL	6-4	295	Memphis, Tenn./University HS
92	Josh Holmes	Sr.	DL	6-0	280	San Diego, Calif./Point Loma HS
34	C.J. Holton	Soph.	LB	6-1	230	Crawfordville, Fla./Wakulla HS
80	Allen Hurns	Fr.	WR	6-3	180	Miami, Fla./Carol City HS
60	Chris Ivory	Jr.	LS	6-2	228	Bellevue, Fla./Bellevue HS
5	Mike James	Soph.	RB	6-0	217	Haines City, Fla./Ridge Community HS
4	Aldarius Johnson	Jr.	WR	6-3	200	Miami, Fla./Northwestern HS
81	Davon Johnson	Soph.	WR	6-0	185	Miami, Fla./Booker T. Washington HS

No.	Name	Class	Pos.	Ht.	Wt.	Hometown/High School/College
78	Jermaine Johnson	R-Fr.	OL	6-6	330	Fort Lauderdale, Fla./Hargrave Military Academy
24	Storm Johnson	Fr.	RB	6-0	218	Loganville, Ga./Loganville HS
55	Ben Jones	Soph.	OL	6-5	300	Miami, Fla./Northwestern HS
98	Jeremy Lewis	Jr.	DL	6-4	310	West Palm Beach, Fla./Palm Beach Lakes
65	Brandon Linder	Fr.	OL	6-6	300	Southwest Ranches, Fla./St. Thomas Aquinas
44	Colin McCarthy	Sr.	LB	6-2	240	Birdsboro, Pa./Clearwater (Fla.) Central Catholic
62	Shane McDermott	Fr.	OL	6-4	280	Lake Worth, Fla./Palm Beach Central HS
21	Brandon McGee	Soph.	DB	6-0	180	Plantation, Fla./Plantation HS
6	Lamar Miller	R-Fr.	RB	5-11	210	Miami, Fla./Killian HS
17	Stephen Morris	Fr.	QB	6-2	183	Miami, Fla./Monsignor Pace HS
38	Cory Nelms	Sr.	DB	6-0	195	Neptune, N.J./Neptune HS
52	Kevin Nelson	Fr.	LB	6-0	213	Gainesville, Fla./Gainesville HS
29	JoJo Nicolas	Jr.	DB	6-1	205	Homestead, Fla./Homestead Senior HS
97	Adewale Ojomo	Jr.	DL	6-4	260	Hialeah, Fla./Hialeah HS
53	Levi Paalua	Soph.	LB	6-2	225	Laie, Hawaii/Kahuku HS
27	Keion Payne	Fr.	DB	5-10	177	Fort Lauderdale, Fla./St. Thomas Aquinas HS
96	Curtis Porter	Soph.	DL	6-1	315	Charlotte, N.C./Victory Christian HS
54	Micanor Regis	Jr.	DL	6-3	305	Pahokee, Fla./Pahokee HS
15	Jamal Reid	R-Fr.	DB	6-1	190	Mayo, Fla./Lafayette HS
36	Kylan Robinson	Sr.	LB	6-1	235	Anchorage, Alaska/Tampa Chamberlain HS
93	Luther Robinson	R-Fr.	DL	6-3	295	Fort Pierce, Fla./Westwood HS
56	Marcus Robinson	Jr.	DL	6-1	240	Homestead, Fla./Homestead HS
22	Kacy Rodgers	Fr.	DB	6-2	195	Southlake, Texas/Southlake Carroll HS
88	Billy Sanders	R-Fr.	TE	6-4	248	Phoenix, Ariz./Brophy College Prep
48	Andrew Smith	Jr.	DL	6-3	245	Coconut Creek, Fla./Monarch HS
31	Sean Spence	Jr.	LB	6-0	220	Miami, Fla./Northwestern HS
86	Tommy Streeter	Soph.	WR	6-5	210	Miami, Fla./Northwestern HS
87	Andrew Tallman	Fr.	TE	6-5	245	Carthage, N.Y./Boston College HS
7	Vaughn Telemaque	Soph.	DB	6-2	207	Long Beach, Calif./Long Beach Poly HS
83	Kendal Thompkins	Soph.	WR	5-10	182	Miami, Fla./Northwestern HS
8	DeMarcus Van Dyke	Sr.	DB	6-1	185	Miami, Fla./Pace HS
35	Olivier Vernon	Soph.	DL	6-4	250	Miami, Fla./American HS
46	Clive Walford	Fr.	TE	6-5	235	Belle Glade, Fla./Glades Central HS
72	Brandon Washington	Soph.	OL	6-4	330	Miami, Fla./Milford (N.Y.) Academy
75	Jared Wheeler	R-Fr.	OL	6-5	315	Miami, Fla./American Heritage HS
16	Spencer Whipple	Jr.	QB	6-2	210	Miami, Fla./Pine Richland (Pa.) HS/UMass
71	Cory White	R-Fr.	OL	6-6	270	Orange Park, Fla./Fleming Island HS
40	Jake Wieclaw	Soph.	K	6-2	200	New Lenox, Ill./Lincoln Way Central HS
41	Travis Williams	Fr.	LB	6-3	202	Norfolk, Va./Lake Taylor HS

Additional Walk-Ons

Ben Bruneau	Soph.	WR	6-2	210	Opa-Locka, Fla./UCLA/Monsignor Pace HS
Akil Craig	Soph.	LB	6-1	200	Tampa, Fla./Jesuit HS
Cameron Dean	Fr.	K/P	6-3	245	Gulfstream, Fla./Saint Andrew's School
Ben Hopfinger	Fr.	K	6-0	188	Plantation, Fla./St. Thomas Aquinas HS
Erik Lichter	Soph.	LB	6-0	225	Coconut Grove, Fla./Northeastern/Gulliver Prep
Eduardo Lopez	Fr.	OL	6-1	315	Miami, Fla./Southwest Miami HS
Shawn O'Dare	Soph.	WR	5-10	185	Vero Beach, Fla./Vero Beach HS
David Thompson	R-Fr.	FB	5-10	250	Miami, Fla./Coral Reef HS

PRONUNCIATION GUIDE

Matt Boshier	BOSH-er
Ben Bruneau	Broo-NO
Ramon Buchanan	ray-mon
LaRon Byrd	luh-RON
Jared Campbell	JAIR-ed
Asante Cleveland	AH-sohn-tay
Graig Cooper	GREG
Akil Craig	A-KEEL
Devont'a Davis	dah-VON-tay
Dyron Dye	DYE-ron
Jonathan Feliciano	FAH-lee-see-ah-no
Joel Figueroa	Jo-el fig-er-OH-uh

Shayon Green	SHAY-on
Davon Johnson	duh-VON
Erik Lichter	LICK-ter
JoJo Nicholas	NICK-o-less
Adewale Ojomo	ad-uh-WALL-ee o-JO-mo
Levi Paalua	PAH-ah-lu-ah
Keion Payne	KEY-ahn
Micanor Regis	muh-connor REE-gis
Kylan Robinson	KIE-lin
Vaughn Telemaque	TELL-uh-mack
Olivier Vernon	OH-liv-ee-ay
Jake Wieclaw	WHY-claw

2010 NUMERICAL ROSTER

No.	Name	Class	Pos.	Ht.	Wt.	Hometown/High School/College
1	Brandon Harris	Jr.	DB	5-11	195	Miami, Fla./Booker T. Washington HS
2	Graig Cooper	Sr.	RB	6-0	205	Memphis, Tenn./Melrose HS/Milford Prep
3	Travis Benjamin	Jr.	WR	5-11	176	Belle Glade, Fla./Glades Central HS
4	Aldarius Johnson	Jr.	WR	6-3	200	Miami, Fla./Northwestern HS
5	Mike James	Soph.	RB	6-0	217	Haines City, Fla./Ridge Community HS
6	Lamar Miller	R-Fr.	RB	5-11	210	Miami, Fla./Killian HS
7	Vaughn Telemaque	Soph.	DB	6-2	207	Long Beach, Calif./Long Beach Poly HS
8	DeMarcus Van Dyke	Sr.	DB	6-1	185	Miami, Fla./Pace HS
9	Chase Ford	Jr.	TE	6-6	245	Corrigan, Texas/Kilgore JC/Corrigan-Camden
11	Alonzo Highsmith	Soph.	QB	6-0	195	Missouri City, Texas/Hightower HS
12	Jacory Harris	Jr.	QB	6-4	200	Miami, Fla./Northwestern HS
13	Ryan Hill	Sr.	DB	6-0	205	Tallahassee, Fla./Rickards HS
15	Jamal Reid	R-Fr.	DB	6-1	190	Mayo, Fla./Lafayette HS
16	Spencer Whipple	Jr.	QB	6-2	210	Miami, Fla./Pine Richland (Pa.) HS/UMass
17	Stephen Morris	Fr.	QB	6-2	183	Miami, Fla./Monsignor Pace HS
18	Devont'a Davis	Fr.	DB	6-1	175	Gainesville, Fla./Gainesville HS
19	Darion Hall	Fr.	RB	5-11	190	Naples, Fla./Lely HS
20	Damien Berry	Sr.	RB	6-0	215	Belle Glade, Fla./Glades Central HS
21	Brandon McGee	Soph.	DB	6-0	180	Plantation, Fla./Plantation HS
22	Kacy Rodgers	Fr.	DB	6-2	195	Southlake, Texas/Southlake Carroll HS
23	Eduardo Clements	Fr.	RB	5-9	190	Miami, Fla./Booker T. Washington HS
24	Storm Johnson	Fr.	RB	6-0	218	Loganville, Ga./Loganville HS
25	Matt Boshier	Sr.	P/PK	6-0	205	Jupiter, Fla./Jupiter HS
26	Ray-Ray Armstrong	Soph.	DB	6-4	215	Sanford, Fla./Seminole HS
27	Keion Payne	Fr.	DB	5-10	177	Fort Lauderdale, Fla./St. Thomas Aquinas
28	Nathan Gholston	Soph.	DB	5-7	180	Westland, Mich./Plymouth HS
29	JoJo Nicolas	Jr.	DB	6-1	205	Homestead, Fla./Homestead Senior HS
30	Patrick Hill	Sr.	FB	5-9	255	Torrance, Calif./Fairfax HS (Calif.)El Camino C.C.
31	Sean Spence	Jr.	LB	6-0	220	Miami, Fla./Northwestern HS
32	Lee Chambers	Jr.	RB	5-10	195	Coffeeville, Miss./Coffeeville HS
33	Maurice Hagens	Fr.	RB	5-11	232	Riverview, Fla./Tampa Bay Tech HS
34	C.J. Holton	Soph.	LB	6-1	230	Crawfordville, Fla./Wakulla HS
35	Olivier Vernon	Soph.	DL	6-4	250	Miami, Fla./American HS
36	Kylan Robinson	Sr.	LB	6-1	235	Anchorage, Alaska/Tampa Chamberlain HS
37	Jared Campbell	Sr.	DB	6-0	205	Aurora, Colo./Overland HS
38	Cory Nelms	Sr.	DB	6-0	195	Neptune, N.J./Neptune HS
39	Tyrone Cornileus	Fr.	LB	6-2	195	Stone Mountain, Ga./Stephenson HS
40	Jake Wieclaw	Soph.	K	6-2	200	New Lenox, Ill./Lincoln Way Central HS
43	John Calhoun	Jr.	FB	6-3	255	Micco, Fla./Sebastian River HS
44	Colin McCarthy	Sr.	LB	6-2	240	Birdsboro, Pa./Clearwater (Fla.) Central Catholic
45	Ramon Buchanan	Jr.	LB	6-1	220	Melbourne, Fla./Palm Bay HS
46	Clive Walford	Fr.	TE	6-5	235	Belle Glade, Fla./Glades Central HS
47	LaRon Byrd	Jr.	WR	6-4	215	Hahnville, La./Hahnville HS
48	Andrew Smith	Jr.	DL	6-3	245	Coconut Creek, Fla./Monarch HS
49	Dyron Dye	R-Fr.	DL	6-5	255	Sanford, Fla./Seminole HS
51	Shayon Green	R-Fr.	LB	6-3	230	Tifton, Ga./Tifton County HS
52	Kevin Nelson	Fr.	LB	6-0	213	Gainesville, Fla./Gainesville HS
53	Levi Paalua	Soph.	LB	6-2	225	Laie, Hawaii/Kahuku HS
54	Micanor Regis	Jr.	DL	6-3	305	Pahokee, Fla./Pahokee HS
55	Ben Jones	Soph.	OL	6-5	300	Miami, Fla./Northwestern HS
56	Marcus Robinson	Jr.	DL	6-1	240	Homestead, Fla./Homestead HS

No.	Name	Class	Pos.	Ht.	Wt.	Hometown/High School/College
57	Allen Bailey	Sr.	DL	6-4	285	Sapelo, Ga./McIntosh County Academy
58	Jordan Futch	Jr.	LB	6-3	240	Hollywood, Fla./Chaminade Madonna
59	James Gaines	Fr.	LB	6-3	205	Getzville, N.Y./Canisius HS
60	Chris Ivory	Jr.	LS	6-2	228	Bellevue, Fla./Bellevue HS
61	Joel Figueroa	Sr.	OL	6-6	323	Miami, Fla./North Miami HS
62	Shane McDermott	Fr.	OL	6-4	280	Lake Worth, Fla./Palm Beach Central HS
63	Tyler Horn	Jr.	OL	6-4	295	Memphis, Tenn./University HS
65	Brandon Linder	Fr.	OL	6-6	300	Southwest Ranches, Fla./St. Thomas Aquinas
66	Harland Gunn	Jr.	OL	6-2	315	Omaha, Neb./Central HS
69	Sean Goldstein	Soph.	LB	6-0	225	Dresher, Pa./Chestnut Hill Academy
70	Jonathan Feliciano	Fr.	OL	6-5	330	Davie, Fla./Western HS
71	Cory White	R-Fr.	OL	6-6	270	Orange Park, Fla./Fleming Island HS
72	Brandon Washington	Soph.	OL	6-4	330	Miami, Fla./Milford (N.Y.) Academy
73	Jermaine Barton	Fr.	OL	6-7	283	Fort Lauderdale, Fla./St. Thomas Aquinas
74	Orlando Franklin	Sr.	OL	6-7	312	Delray Beach, Fla./Atlantic HS
75	Jared Wheeler	R-Fr.	OL	6-5	315	Miami, Fla./American Heritage HS
76	Jeffrey Brown	Fr.	DL	6-3	275	Evanston, Ill./Evanston HS
77	Seantrel Henderson	Fr.	OL	6-8	355	St. Paul, Minn./Cretin-Hall Derham HS
78	Jermaine Johnson	R-Fr.	OL	6-6	330	Fort Lauderdale, Fla./Hargrave Military
79	Malcolm Bunche	Fr.	OL	6-7	328	Newark, Del./Milford (N.Y.)/Newark HS
80	Allen Hurns	Fr.	WR	6-3	180	Miami, Fla./Carol City HS
81	Davon Johnson	Soph.	WR	6-0	185	Miami, Fla./Booker T. Washington HS
82	Asante Cleveland	Fr.	TE	6-5	245	Sacramento, Calif./Christian Brothers HS
83	Kendal Thompkins	Soph.	WR	5-10	182	Miami, Fla./Northwestern HS
84	Richard Gordon	Sr.	TE	6-4	265	Miami, Fla./Norland/Milford Prep (N.Y.)
85	Leonard Hankerson	Sr.	WR	6-3	205	Fort Lauderdale, Fla./St. Thomas Aquinas
86	Tommy Streeeter	Soph.	WR	6-5	210	Miami, Fla./Northwestern HS
87	Andrew Tallman	Fr.	TE	6-5	245	Carthage, N.Y./Boston College HS
88	Billy Sanders	R-Fr.	TE	6-4	248	Phoenix, Ariz./Brophy College Preparatory
91	Travis Williams	Fr.	LB	6-3	202	Norfolk, Va./Lake Taylor HS
92	Josh Holmes	Sr.	DL	6-0	280	San Diego, Calif./Point Loma HS
93	Luther Robinson	R-Fr.	DL	6-3	295	Fort Pierce, Fla./Westwood HS
94	Kelvin Cain	Fr.	LB	6-3	226	Clovis, Calif./Buchanan HS
95	David Perry	Fr.	DL	6-7	230	Pembroke Pines, Fla./University School
96	Curtis Porter	Soph.	DL	6-1	315	Charlotte, N.C./Victory Christian HS
97	Adewale Ojomo	Jr.	DL	6-4	260	Hialeah, Fla./Hialeah HS
98	Jeremy Lewis	Jr.	DL	6-4	310	West Palm Beach, Fla./Palm Beach Lakes
99	Marcus Forston	Soph.	DL	6-3	305	Miami, Fla./Northwestern HS

Additional Walk-Ons

Ben Bruneau	Soph.	WR	6-2	210	Opa-Locka, Fla./UCLA/Monsignor Pace HS
Akil Craig	Soph.	LB	6-1	200	Tampa, Fla./Jesuit HS
Cameron Dean	Fr.	K/P	6-3	245	Gulfstream, Fla./Saint Andrew's School
Ben Hopfinger	Fr.	K	6-0	188	Plantation, Fla./St. Thomas Aquinas HS
Erik Lichter	Soph.	LB	6-0	225	Coconut Grove, Fla./Northeastern/Gulliver Prep
Eduardo Lopez	Fr.	OL	6-1	315	Miami, Fla./Southwest Miami HS
Shawn O'Dare	Soph.	WR	5-10	185	Vero Beach, Fla./Vero Beach HS
David Thompson	R-Fr.	FB	5-10	250	Miami, Fla./Coral Reef HS

DEPTH CHART

OFFENSE

WR	3	Travis Benjamin (5-11, 176, Jr.)
	or 47	LaRon Byrd (6-4, 215, Jr.)
LT	74	Orlando Franklin (6-7, 312, Sr.)
	55	Ben Jones (6-5, 300, Soph.)
	71	Cory White (6-6, 270, R-Fr.)
LG	66	Harland Gunn (6-2, 315, Jr.)
	or 72	Brandon Washington (6-4, 330, Soph.)
C	63	Tyler Horn (6-4, 295, Jr.)
	65	Brandon Linder (6-6, 300, Fr.)
RG	72	Brandon Washington (6-4, 330, Soph.)
	or 66	Harland Gunn (6-2, 315, Jr.)
RT	77	Seantrel Henderson (6-8, 355, Fr.)
	or 78	Jermaine Johnson (6-6, 330, R-Fr.)
TE	84	Richard Gordon (6-4, 265, Sr.)
	82	Asante Cleveland (6-5, 245, Fr.)
	9	Chase Ford (6-6, 245, Jr.)
WR	85	Leonard Hankerson (6-3, 205, Sr.)
	or 4	Aldarius Johnson (6-3, 200, Jr.)
QB	12	Jacory Harris (6-4, 200, Jr.)
	11	Alonzo Highsmith (6-0, 195, Soph.)
	16	Spencer Whipple (6-2, 210, Jr.)
HB	20	Damien Berry (6-0, 215, Sr.)
	6	Lamar Miller (5-11, 210, R-Fr.)
	or 5	Mike James (6-0, 217, Soph.)
FB	30	Patrick Hill (5-9, 255, Sr.)
	5	Mike James (6-0, 217, Soph.)

DEFENSE

LE	57	Allen Bailey (6-4, 285, Sr.)
	56	Marcus Robinson (6-1, 240, Jr.)
	49	Dyron Dye (6-5, 255, R-Fr.)
LT	54	Micanor Regis (6-3, 305, Jr.)
	93	Luther Robinson (6-3, 295, R-Fr.)
RT	99	Marcus Forston (6-3, 305, R-Soph.)
	93	Luther Robinson (6-3, 295, R-Fr.)
RE	35	Olivier Vernon (6-4, 250, Soph.)
	97	Adewale Ojomo (6-4, 260, Jr.)
	or 48	Andrew Smith (6-3, 245, Jr.)
SLB	45	Ramon Buchanan (6-1, 220, Jr.)
	36	Kylan Robinson (6-1, 235, Sr.)
MLB	44	Colin McCarthy (6-2, 240, Sr.)
	94	Kelvin Cain (6-3, 226, Fr.)
WLB	31	Sean Spence (6-0, 220, Jr.)
	58	Jordan Futch (6-3, 240, Jr.)
	or 59	James Gaines (6-3, 205, Fr.)
LCB	13	Ryan Hill (6-0, 205, Sr.)
	8	DeMarcus Van Dyke (6-1, 185, Sr.)
RCB	1	Brandon Harris (5-11, 195, Jr.)
	21	Brandon McGee (6-0, 180, Soph.)
SS	29	JoJo Nicolas (6-1, 205, R-Jr.)
	or 26	Ray Armstrong (6-4, 215, Soph.)
FS	7	Vaughn Telemaque (6-2, 207, Soph.)
	22	Kacy Rodgers (6-2, 195, Fr.)
	or 37	Jared Campbell (6-0, 205, Sr.)

SPECIAL TEAMS

PK	25	Matt Boshier (6-0, 205, Sr.)
	40	Jake Wieclaw (6-2, 198, Soph.)
KO	25	Matt Boshier (6-0, 205, Sr.)
	40	Jake Wieclaw (6-2, 198, Soph.)
P	25	Matt Boshier (6-0, 205, Sr.)
	40	Jake Wieclaw (6-2, 198, Soph.)
H	16	Spencer Whipple (6-2, 210, Jr.)
LS	60	Chris Ivory (6-2, 227, Jr.)
	88	Billy Sanders (6-4, 248, R-Fr.)

PR	3	Travis Benjamin (5-11, 176, Jr.)
	6	Lamar Miller (5-11, 210, R-Fr.)
	2	Graig Cooper (6-0, 205, Sr.)
KOR	6	Lamar Miller (5-11, 210, R-Fr.)
	2	Graig Cooper (6-0, 205, Sr.)
KOR	23	Eduardo Clements (5-9, 190, Fr.)
	24	Storm Johnson (6-0, 218, Fr.)

LAST TIME IT HAPPENED

Kickoff Return For TD	By Hurricane: Lamar Miller at Ohio State, 9/11/10, 88 yards, OSU 36-24
	By Opponent: C.J. Spiller, Clemson, 10/24/09, 90 yards, Clemson 40-37 (OT)
Punt Return For TD	By Hurricane: Travis Benjamin at Ohio State, 9/11/10, 79 yards, OSU 36-24
	By Opponent: Ricky Hall, Virginia Tech, 11/13/99, 64 yards, VT 43-10
Blocked Punt Return For TD	By Hurricane: Quadtrine Hill vs. North Carolina, 10/29/05, recovered in end zone, blocked by Quadtrine Hill, UM 34-16
	By Opponent: Bill Schautz, Virginia, 11/07/09, 20 yard return, blocked by Trey Womack, UM 52-17
Interception Return For TD	By Hurricane: Darryl Sharpton vs. Duke, 11/21/09, 73 yards, UM 34-16
	By Opponent: Kendric Burney, North Carolina, 11/14/09, 77 yards, UNC 33-24
Fumble Return For TD	By Hurricane: Marcus Robinson vs. Clemson, 9/20/08, 10/24/09, 53 yards, Clemson 40-37 OT
	By Opponent: Chris Cook, Virginia, 11/10/07, 44 yards, VA 48-0
Safety Recorded	By Hurricanes: vs. Georgia Tech, 9/17/09, Bad snap, Chandler Anderson kicks ball out of end zone, UM 33-17
	By Opponent: at Florida, 9/6/08, Matt Boshier punt blocked out of the endzone, UF 26-3
Shutout at Home	By Hurricanes: vs. Florida A&M, 9/2/10, UM 45-0
	By Opponent: vs. Virginia, 11/10/07, VA 48-0
Shutout On Road	By Hurricanes: at Syracuse, 11/18/00, UM 26-0
	By Opponent: at Florida State, 10/4/97, FSU 47-0
Blocked Punt	By Hurricane: Richard Gordon vs. UCF, 10/11/08, UM 20-14
	By Opponent: Trey Womack, Virginia, 11/08/09, UM 52-17
Blocked Field Goal	By Hurricane: Thomas Carroll vs. Florida, 12/31/04, UM 27-10
	By Opponent: Devon Torrence, Ohio State, blocked 39-yard attempt, 9/11/10, OSU 36-24
Missed Extra Point	By Hurricanes: Matt Boshier, at Virginia, missed, 10/30/10, UVa 24-19
	By Opponent: Dustin Hopkins, FSU, 9/7/09, UM 38-34
100-Yard Rushing-Game	By Hurricane: Damien Berry, vs. UNC, 109 yards, 10/23/10, UM, 33-10
	By Opponent: Chris Thompson, FSU, 158 yards, 10/9/10, FSU, 45-17
200-Yard Rushing-Game	By Hurricane: Willis McGahee vs. Virginia Tech, 205 yards, 39 carries, 12/7/02, UM 56-45
	By Opponent: Tashard Choice, Georgia Tech, 204 yards, 37 carries, 10/13/07, GT 17-14
300-Yard Passing-Game	By Hurricane: Jacory Harris vs. Duke, 348 yards, 11/21/09, 25 of 43, UM 34-16
	By Opponent: Riley Skinner, Wake Forest, 10/31/09, 349 yards, 29 of 43, UM 28-27
400-Yard Passing-Game	By Hurricane: Ken Dorsey at West Virginia, 10/26/02, 422 yards, 22 of 36, UM 40-23
	By Opponent: Luke McCown, Louisiana Tech, 10/28/00, 418 yards, 42 of 72, UM 42-31
500-Yard Passing-Game	By Hurricane: None
	By Opponent: Cade McNown, UCLA, 12/5/98, 513 yards, 26 of 35, UM 49-45
100-199 Yard Receiving-Game	By Hurricane: Leonard Hankerson at Clemson, 147 yards, 10/2/10, UM, 30-21
	By Opponent: C.J. Spiller, Clemson, 10/24/09, 104 yards, 6 receptions, Clemson 40-37 OT
200+Yard Receiving-Game	By Hurricane: Wesley Carroll vs. California, 9/15/90, 208 yards, 11 receptions, UM 52-24
	By Opponent: Gerard Phelan, Boston College, 11/23/84, 226 yards, 11 receptions, BC 47-45
60-69 Yard Punt	By Hurricane: Matt Boshier at Virginia, 62 yards, 10/30/10, UVa 24-19
	By Opponent: Durant Brooks, Georgia Tech, 10/28/06, 63 yards, GT 30-23
70+Yard Punt	By Hurricane: Matt Boshier at Duke, 10/18/08, 76 yards, UM 49-31
	By Opponent: Ben Arndt, Georgia Tech, 11/19/05, 78 yards, GT 14-10
50+Yard Field Goal	By Hurricane: Matt Boshier at Ohio State, 9/11/10, 51 yards, OSU 36-24
	By Opponent: Dustin Hopkins, Florida State, 9/7/09, 52 yards, FSU 38-34
Four Field Goals-Game	By Hurricane: Jon Peattie vs. West Virginia, 10/2/03, (22, 32, 43, 30, 23), UM 22-20
	By Opponent: Casey Barth, UNC, 11/14/09 (22, 42, 32, 33), NC 33-27
Five Field Goals-Game	By Hurricane: Jon Peattie vs. West Virginia, 10/2/03, (22, 32, 43, 30, 23), UM 22-20
	By Opponent: Devin Barclay, Ohio State, 9/11/10 (24, 41, 21, 24, 24), OSU 36-24
Three TDs-Game	By Hurricane: Leonard Hankerson, 10/2/10 (22 rec, 65 rec, 7 rec), UM 30-21
	By Opponent: Kyle Parker, Clemson, 10/24/09 (15 pass, 56 pass, 26 pass), Clemson 40-37 OT
Three Rushing TDs-Game	By Hurricane: Tyrone Moss vs. North Carolina, 10/29/05 (1 run, 1 run, 4 run, 15 run), UM 34-16
	By Opponent: Reggie Merriweather, Clemson, 11/6/04 (27, 1, 2), Clemson (24-17 (OT)
Four Rushing TDs-Game	By Hurricane: Tyrone Moss vs. North Carolina, 10/29/05 (1 run, 1 run, 4 run, 15 run), UM 34-16
	By Opponent: Antone Smith, Florida State, 2008, (19, 2, 5, 20), FSU 41-39
Three Passing TDs-Game	By Hurricane: Jacory Harris vs. UNC, 10/23/10 (6 pass, 24 pass, 19 pass), UM 33-10
	By Opponent: Kyle Parker, Clemson, 10/24/09 (15 pass, 56 pass, 26 pass), Clemson 40-37 OT
Five Passing TDs-Game	By Hurricane: (5) Kyle Wright at Wake Forest, 11/12/05, (64, 11, 15, 76, 10), UM 47-17
	(4) Jacory Harris at Duke, 10/18/08, (9, 6, 25, 10), UM 49-31
	By Opponent: (5) Cade McNown, UCLA, 12/5/98, (77, 7, 14, 61, 59), UM 49-45 and (5) Sam Bradford, Oklahoma, 9/8/07 (23, 24, 6, 30, 9), OU 51-13
Three Receiving TDs-Game	By Hurricane: Leonard Hankerson, 10/2/10 (22, 65, 7), UM 30-21
	By Opponent: Malcolm Kelly, Oklahoma, 9/8/07 (23 pass, 24 pass, 30 pass), OU 51-13

2010 University of Miami Football
Miami Overall Team Statistics (as of Oct 31, 2010)
All games

Team Statistics	UM	OPP
SCORING	227	152
Points Per Game	28.4	19.0
FIRST DOWNS	180	124
Rushing	73	59
Passing	94	57
Penalty	13	8
RUSHING YARDAGE	1363	1260
Yards gained rushing	1544	1569
Yards lost rushing	181	309
Rushing Attempts	293	320
Average Per Rush	4.7	3.9
Average Per Game	170.4	157.5
TDs Rushing	10	13
PASSING YARDAGE	1880	1220
Comp-Att-Int	151-287-16	110-210-15
Average Per Pass	6.6	5.8
Average Per Catch	12.5	11.1
Average Per Game	235.0	152.5
TDs Passing	16	4
TOTAL OFFENSE	3243	2480
Total Plays	580	530
Average Per Play	5.6	4.7
Average Per Game	405.4	310.0
KICK RETURNS: #-Yards	24-474	35-783
PUNT RETURNS: #-Yards	20-125	13-111
INT RETURNS: #-Yards	15-155	16-243
KICK RETURN AVERAGE	19.8	22.4
PUNT RETURN AVERAGE	6.2	8.5
INT RETURN AVERAGE	10.3	15.2
FUMBLES-LOST	9-3	12-8
PENALTIES-Yards	73-579	50-425
Average Per Game	72.4	53.1
PUNTS-Yards	36-1641	47-1946
Average Per Punt	45.6	41.4
Net punt average	39.2	37.9
TIME OF POSSESSION/Game	28:00	32:00
3RD-DOWN Conversions	44/113	42/124
3rd-Down Pct	39%	34%
4TH-DOWN Conversions	6/15	3/6
4th-Down Pct	40%	50%
SACKS BY-Yards	25-166	9-73
MISC YARDS	0	0
TOUCHDOWNS SCORED	30	17
FIELD GOALS-ATTEMPTS	7-10	11-15
ON-SIDE KICKS	1-1	1-1
RED-ZONE SCORES	(25-34) 74%	(23-31) 74%
RED-ZONE TOUCHDOWNS	(19-34) 56%	(13-31) 42%
PAT-ATTEMPTS	(26-29) 90%	(17-17) 100%
ATTENDANCE	172373	310508
Games/Avg Per Game	3/57458	5/62102
Neutral Site Games		0/0

Score by Quarters	1st	2nd	3rd	4th	oT	Total
Miami	35	88	51	53	0	227
Opponents	23	68	34	27	0	152

2010 University of Miami Football
Miami Overall Individual Statistics (as of Oct 31, 2010)
All games

<u>Rushing</u>	<u>gp</u>	<u>att</u>	<u>gain</u>	<u>loss</u>	<u>net</u>	<u>avg</u>	<u>td</u>	<u>lg</u>	<u>avg/g</u>
Berry, D.	8	142	721	31	690	4.9	4	42	86.2
Miller, L.	6	46	260	8	252	5.5	2	27	42.0
James, M.	8	41	252	9	243	5.9	1	32	30.4
Cooper, G.	5	9	75	0	75	8.3	0	20	15.0
Benjamin, T.	8	2	55	0	55	27.5	0	36	6.9
Clements, E.	8	8	33	1	32	4.0	0	11	4.0
Harris, J.	8	27	114	90	24	0.9	2	29	3.0
Morris, S.	1	3	23	0	23	7.7	1	9	23.0
Johnson, S.	5	1	3	0	3	3.0	0	3	0.6
Armstrong, R.	8	1	0	0	0	0.0	0	0	0.0
Whipple, S.	8	1	0	0	0	0.0	0	0	0.0
Highsmith, A.	2	2	8	9	-1	-0.5	0	8	-0.5
Thompkins, K.	6	1	0	6	-6	-6.0	0	0	-1.0
TEAM	7	9	0	27	-27	-3.0	0	0	-3.9
Total	8	293	1544	181	1363	4.7	10	42	170.4
Opponents	8	320	1569	309	1260	3.9	13	90	157.5

<u>Passing</u>	<u>gp</u>	<u>effic</u>	<u>comp-att-int</u>	<u>pct</u>	<u>yds</u>	<u>td</u>	<u>lg</u>	<u>avg/g</u>
Harris, J.	8	120.19	132-245-11	53.9	1646	14	65	205.8
Morris, S.	1	114.58	9-22-2	40.9	162	2	60	162.0
Whipple, S.	8	54.47	6-12-2	50.0	54	0	12	6.8
Highsmith, A.	2	50.17	4-7-1	57.1	18	0	11	9.0
Cooper, G.	5	0.00	0-1-0	0.0	0	0	0	0.0
Total	8	114.89	151-287-16	52.6	1880	16	65	235.0
Opponents	8	93.18	110-210-15	52.4	1220	4	62	152.5

<u>Receiving</u>	<u>gp</u>	<u>no.</u>	<u>yds</u>	<u>avg</u>	<u>td</u>	<u>lg</u>	<u>avg/g</u>
Hankerson, L.	8	44	681	15.5	9	65	85.1
Byrd, L.	8	27	294	10.9	1	40	36.8
Benjamin, T.	8	26	436	16.8	3	60	54.5
Johnson, A.	8	11	119	10.8	0	17	14.9
Berry, D.	8	9	93	10.3	1	32	11.6
James, M.	8	7	35	5.0	1	18	4.4
Miller, L.	6	6	49	8.2	0	17	8.2
Gordon, R.	8	5	26	5.2	0	11	3.2
Cleveland, A.	5	4	54	13.5	0	25	10.8
Ford, C.	6	4	45	11.2	1	22	7.5
Cooper, G.	5	3	24	8.0	0	11	4.8
Hill, P.	8	2	10	5.0	0	5	1.2
Clements, E.	8	1	9	9.0	0	9	1.1
Thompkins, K.	6	1	5	5.0	0	8	0.8
White, C.	1	1	0	0.0	0	0	0.0
Total	8	151	1880	12.5	16	65	235.0
Opponents	8	110	1220	11.1	4	62	152.5

<u>Punt Returns</u>	<u>no.</u>	<u>yds</u>	<u>avg</u>	<u>td</u>	<u>lg</u>
Benjamin, T.	14	100	7.1	1	79
Miller, L.	3	16	5.3	0	15
Cooper, G.	3	9	3.0	0	5
Total	20	125	6.2	1	79
Opponents	13	111	8.5	0	29

<u>Interceptions</u>	<u>no.</u>	<u>yds</u>	<u>avg</u>	<u>td</u>	<u>lg</u>
Hill, R.	3	2	0.7	0	2
Telemaque, V.	3	0	0.0	0	0
Van Dyke, D.	2	74	37.0	0	74
Armstrong, R.	2	41	20.5	1	22
Forston, M.	1	0	0.0	0	0
Regis, M.	1	22	22.0	1	22
Harris, B.	1	0	0.0	0	0
Buchanan, R.	1	3	3.0	0	3
McCarthy, C.	1	13	13.0	0	13
Total	15	155	10.3	2	74
Opponents	16	243	15.2	0	80

<u>Kick Returns</u>	<u>no.</u>	<u>yds</u>	<u>avg</u>	<u>td</u>	<u>lg</u>
Miller, L.	5	167	33.4	1	88
Johnson, S.	5	111	22.2	0	30
Cooper, G.	5	67	13.4	0	23
Clements, E.	5	100	20.0	0	29
Robinson, K.	1	5	5.0	0	5
Johnson, A.	1	11	11.0	0	11
TEAM	1	0	0.0	0	0
Hill, P.	1	13	13.0	0	13
Total	24	474	19.8	1	88
Opponents	35	783	22.4	0	55

<u>Fumble Returns</u>	<u>no.</u>	<u>yds</u>	<u>avg</u>	<u>td</u>	<u>lg</u>
Total	0	0	0.0	0	0
Opponents	1	36	36.0	0	36

2010 University of Miami Football
Miami Overall Individual Statistics (as of Oct 31, 2010)
All games

Scoring	td	fg	PAT				dpx	saf	pts
			kick	rush	rcv	pass			
Hankerson, L.	9	-	-	-	-	-	-	54	
Bosher, M.	-	7-10	26-29	-	-	-	-	47	
Berry, D.	5	-	-	-	-	-	-	30	
Benjamin, T.	4	-	-	-	-	-	-	24	
Miller, L.	3	-	-	-	-	-	-	18	
Harris, J.	2	-	-	-	-	-	-	12	
James, M.	2	-	-	-	-	-	-	12	
Morris, S.	1	-	-	-	-	0-1	-	6	
Ford, C.	1	-	-	-	-	-	-	6	
Armstrong, R.	1	-	-	-	-	-	-	6	
Byrd, L.	1	-	-	-	-	-	-	6	
Regis, M.	1	-	-	-	-	-	-	6	
Total	30	7-10	26-29	-	-	0-1	-	227	
Opponents	17	11-15	17-17	-	-	-	-	152	

Total Offense	g	plays	rush	pass	total	avg/g
Harris, J.	8	272	24	1646	1670	208.8
Berry, D.	8	142	690	0	690	86.2
Miller, L.	6	46	252	0	252	42.0
James, M.	8	41	243	0	243	30.4
Morris, S.	1	25	23	162	185	185.0
Cooper, G.	5	10	75	0	75	15.0
Benjamin, T.	8	2	55	0	55	6.9
Whipple, S.	8	13	0	54	54	6.8
Clements, E.	8	8	32	0	32	4.0
Highsmith, A.	2	9	-1	18	17	8.5
Johnson, S.	5	1	3	0	3	0.6
Thompkins, K.	6	1	-6	0	-6	-1.0
TEAM	7	9	-27	0	-27	-3.9
Total	8	580	1363	1880	3243	405.4
Opponents	8	530	1260	1220	2480	310.0

Field Goals	fg	pct.	01-19	20-29	30-39	40-49	50-99	lg	blk
Bosher, M.	7-10	70.0	0-0	3-3	3-5	0-1	1-1	51	1

FG Sequence	Miami	Opponents
Florida A&M	(24)	50,50
OSU	(51),46,39	(24),(41),(21),(24),(24),32
PITT	(28)	52,(27)
Clemson	(29)	-
Florida State	32,(36)	(38)
Duke	-	(25),(43)
North Carolina	(38),(34)	(19)
Virginia	-	(32)

Punting	no.	yds	avg	lg	tb	fc	i20	50+	blk
Bosher, M.	36	1641	45.6	62	6	10	9	14	0
Total	36	1641	45.6	62	6	10	9	14	0
Opponents	47	1946	41.4	59	2	6	16	9	0

Kickoffs	no.	yds	avg	tb	ob	retn	net	ydln
Bosher, M.	44	2770	63.0	9	0			
Total	44	2770	63.0	9	0	22.4	41.1	28
Opponents	34	2061	60.6	6	1	19.8	43.1	26

Numbers in (parentheses) indicate field goal was made.

2010 University of Miami Football
Miami Overall Individual Statistics (as of Oct 31, 2010)
All games

<u>All Purpose</u>	<u>g</u>	<u>rush</u>	<u>rcv</u>	<u>pr</u>	<u>kr</u>	<u>ir</u>	<u>total</u>	<u>avg/g</u>
Berry, D.	8	690	93	0	0	0	783	97.9
Hankerson, L.	8	0	681	0	0	0	681	85.1
Benjamin, T.	8	55	436	100	0	0	591	73.9
Miller, L.	6	252	49	16	167	0	484	80.7
Byrd, L.	8	0	294	0	0	0	294	36.8
James, M.	8	243	35	0	0	0	278	34.8
Cooper, G.	5	75	24	9	67	0	175	35.0
Clements, E.	8	32	9	0	100	0	141	17.6
Johnson, A.	8	0	119	0	11	0	130	16.2
Johnson, S.	5	3	0	0	111	0	114	22.8
Van Dyke, D.	8	0	0	0	0	74	74	9.2
Cleveland, A.	5	0	54	0	0	0	54	10.8
Ford, C.	6	0	45	0	0	0	45	7.5
Armstrong, R.	8	0	0	0	0	41	41	5.1
Gordon, R.	8	0	26	0	0	0	26	3.2
Harris, J.	8	24	0	0	0	0	24	3.0
Hill, P.	8	0	10	0	13	0	23	2.9
Morris, S.	1	23	0	0	0	0	23	23.0
Regis, M.	7	0	0	0	0	22	22	3.1
McCarthy, C.	7	0	0	0	0	13	13	1.9
Robinson, K.	8	0	0	0	5	0	5	0.6
Buchanan, R.	8	0	0	0	0	3	3	0.4
Hill, R.	8	0	0	0	0	2	2	0.2
Thompkins, K.	6	-6	5	0	0	0	-1	-0.2
Highsmith, A.	2	-1	0	0	0	0	-1	-0.5
TEAM	7	-27	0	0	0	0	-27	-3.9
Total	8	1363	1880	125	474	155	3997	499.6
Opponents	8	1260	1220	111	783	243	3617	452.1

2010 University of Miami Football
Miami Overall Defensive Statistics (as of Oct 31, 2010)
All games

##	Defensive Leaders	gp	Tackles				tfl/yds	Sacks no-yds	Pass defense			Fumbles		blkd	
			ua	a	tot				int-yds	brup	qbh	rcv-yds	ff	kick	saf
31	Spence, S.	8	33	35	68	10.5-42	1.5-18	.	4	.	1-0	2	.	.	
44	McCarthy, C.	7	19	41	60	5.5-24	0.5-9	1-13	1	.	1-0	.	.	.	
26	Armstrong, R.	8	25	23	48	2.5-8	.	2-41	2	1	
7	Telemaque, V.	8	22	18	40	1.0-1	.	3-0	.	.	2-0	.	.	.	
13	Hill, R.	8	21	17	38	2.0-5	.	3-2	4	
57	Bailey, A.	8	17	16	33	9.5-45	5.5-29	.	1	1	
45	Buchanan, R.	8	19	13	32	3.5-9	.	1-3	
1	Harris, B.	8	23	7	30	1.0-4	.	1-0	4	
29	Nicolas, J.	8	9	16	25	1.5-2	
35	Vernon, O.	8	16	9	25	7.0-47	4.0-37	.	.	1	
54	Regis, M.	7	9	14	23	6.0-23	3.0-17	1-22	1	1	
97	Ojomo, A.	8	11	11	22	3.5-14	2.0-11	.	1	1	
99	Forston, M.	8	6	14	20	4.5-7	2.0-3	1-0	.	1	
8	Van Dyke, D.	8	9	6	15	1.0-2	.	2-74	3	.	1-0	1	.	.	
56	Robinson, M.	7	6	8	14	3.0-16	1.5-9	.	1	3	
21	McGee, B.	7	8	4	12	.	.	.	2	
36	Robinson, K.	8	6	4	10	1.0-1	1-0	.	.	.	
94	Cain, K.	7	6	3	9	1.0-8	1.0-8	.	.	2	1-0	1	.	.	
48	Smith, A.	6	5	2	7	4.0-21	3.0-18	.	.	1	.	1	.	.	
92	Holmes, J.	5	2	2	4	2.0-10	1.0-7	
23	Clements, E.	8	3	1	4	
3	Benjamin, T.	8	3	.	3	
22	Rodgers, K.	3	1	2	3	
38	Nelms, C.	7	.	3	3	.	.	.	1	
34	Holton, C.J.	8	2	1	3	
58	Futch, J.	7	2	1	3	
80	Hurns, A.	8	2	1	3	
25	Bosher, M.	8	2	.	2	
74	Franklin, O.	8	2	.	2	
39	Cornileus, T.	5	1	1	2	
72	Washington, B.	8	2	.	2	
32	Chambers, L.	7	1	1	2	
96	Porter, C.	1	.	1	1	
51	Green, S.	2	1	.	1	
28	Gholston, N.	3	1	.	1	
81	Johnson, D.	1	.	1	1	
93	Robinson, L.	6	1	.	1	
86	Streeter, T.	3	1	.	1	
37	Campbell, J.	5	.	1	1	
63	Horn, T.	8	1	.	1	
60	Ivory, C.	8	.	1	1	
24	Johnson, S.	5	.	1	1	
59	Gaines, J.	5	.	1	1	
2	Cooper, G.	5	1	.	1	
5	James, M.	8	1	.	1	
TM	TEAM	7	1	.	1	
85	Hankerson, L.	8	1	.	1	
20	Berry, D.	8	1	.	1	
Total		8	303	280	583	70-289	25-166	15-155	25	12	7-0	5	.	.	
Opponents		8	320	223	543	39-187	9-73	16-243	43	17	3-36	6	2	.	

2010 University of Miami Football
Miami Combined Team Statistics (as of Oct 31, 2010)
All games

Date	Opponent	Score	Att.	Record:	Overall	Home	Away	Neutral
Sep 02, 2010	FLORIDA A&M	W 45-0	53674	All games	5-3	2-1	3-2	0-0
Sep 11, 2010	at #2 OSU	L 24-36	105454	Conference	3-2	1-1	2-1	0-0
9/23/10	at PITT	W 31-3	58115	Non-Conference	2-1	1-0	1-1	0-0
* Oct 02, 2010	at Clemson	W 30-21	81500					
* Oct 09, 2010	FLORIDA STATE	L 17-45	75115					
* Oct 16, 2010	at Duke	W 28-13	25911					
* Oct 23, 2010	NORTH CAROLINA	W 33-10	43584					
* Oct 30, 2010	at Virginia	L 19-24	39528					

Rushing	gp	att	gain	loss	net	avg	td	lg	avg/g
Berry, D.	8	142	721	31	690	4.9	4	42	86.2
Miller, L.	6	46	260	8	252	5.5	2	27	42.0
James, M.	8	41	252	9	243	5.9	1	32	30.4
Cooper, G.	5	9	75	0	75	8.3	0	20	15.0
Benjamin, T.	8	2	55	0	55	27.5	0	36	6.9
Clements, E.	8	8	33	1	32	4.0	0	11	4.0
Harris, J.	8	27	114	90	24	0.9	2	29	3.0
Morris, S.	1	3	23	0	23	7.7	1	9	23.0
Johnson, S.	5	1	3	0	3	3.0	0	3	0.6
Armstrong, R.	8	1	0	0	0	0.0	0	0	0.0
Whipple, S.	8	1	0	0	0	0.0	0	0	0.0
Highsmith, A.	2	2	8	9	-1	-0.5	0	8	-0.5
Thompkins, K.	6	1	0	6	-6	-6.0	0	0	-1.0
TEAM	7	9	0	27	-27	-3.0	0	0	-3.9
Total	8	293	1544	181	1363	4.7	10	42	170.4
Opponents	8	320	1569	309	1260	3.9	13	90	157.5

Passing	gp	effic	comp-att-int	pct	yds	td	lg	avg/g
Harris, J.	8	120.19	132-245-11	53.9	1646	14	65	205.8
Morris, S.	1	114.58	9-22-2	40.9	162	2	60	162.0
Whipple, S.	8	54.47	6-12-2	50.0	54	0	12	6.8
Highsmith, A.	2	50.17	4-7-1	57.1	18	0	11	9.0
Cooper, G.	5	0.00	0-1-0	0.0	0	0	0	0.0
Total	8	114.89	151-287-16	52.6	1880	16	65	235.0
Opponents	8	93.18	110-210-15	52.4	1220	4	62	152.5

Receiving	gp	no.	yds	avg	td	lg	avg/g
Hankerson, L.	8	44	681	15.5	9	65	85.1
Byrd, L.	8	27	294	10.9	1	40	36.8
Benjamin, T.	8	26	436	16.8	3	60	54.5
Johnson, A.	8	11	119	10.8	0	17	14.9
Berry, D.	8	9	93	10.3	1	32	11.6
James, M.	8	7	35	5.0	1	18	4.4
Miller, L.	6	6	49	8.2	0	17	8.2
Gordon, R.	8	5	26	5.2	0	11	3.2
Cleveland, A.	5	4	54	13.5	0	25	10.8
Ford, C.	6	4	45	11.2	1	22	7.5
Cooper, G.	5	3	24	8.0	0	11	4.8
Hill, P.	8	2	10	5.0	0	5	1.2
Clements, E.	8	1	9	9.0	0	9	1.1
Thompkins, K.	6	1	5	5.0	0	8	0.8
White, C.	1	1	0	0.0	0	0	0.0
Total	8	151	1880	12.5	16	65	235.0
Opponents	8	110	1220	11.1	4	62	152.5

Field Goals	fg	pct.	01-19	20-29	30-39	40-49	50-99	lg	blk
Bosher, M.	7-10	70.0	0-0	3-3	3-5	0-1	1-1	51	1

Scoring	td	fg	PAT				dxp	saf	pts
			kick	rush	rcv	pass			
Hankerson, L.	9	-	-	-	-	-	-	54	
Bosher, M.	-	7-10	26-29	-	-	-	-	47	
Berry, D.	5	-	-	-	-	-	-	30	
Benjamin, T.	4	-	-	-	-	-	-	24	
Miller, L.	3	-	-	-	-	-	-	18	
James, M.	2	-	-	-	-	-	-	12	
Harris, J.	2	-	-	-	-	-	-	12	
Ford, C.	1	-	-	-	-	-	-	6	
Morris, S.	1	-	-	-	-	0-1	-	6	
Byrd, L.	1	-	-	-	-	-	-	6	
Armstrong, R.	1	-	-	-	-	-	-	6	
Regis, M.	1	-	-	-	-	-	-	6	
Total	30	7-10	26-29	-	-	0-1	-	227	
Opponents	17	11-15	17-17	-	-	-	-	152	

Score by Quarters	1st	2nd	3rd	4th	OT	Total
Miami	35	88	51	53	0	227
Opponents	23	68	34	27	0	152

Team Statistics	UM	OPP
FIRST DOWNS	180	124
Rushing	73	59
Passing	94	57
Penalty	13	8
RUSHING YARDAGE	1363	1260
Rushing Attempts	293	320
Average Per Rush	4.7	3.9
Average Per Game	170.4	157.5
TDs Rushing	10	13
PASSING YARDAGE	1880	1220
Comp-Att-Int	151-287-16	110-210-15
Average Per Pass	6.6	5.8
Average Per Catch	12.5	11.1
Average Per Game	235.0	152.5
TDs Passing	16	4
TOTAL OFFENSE	3243	2480
Average Per Play	5.6	4.7
Average Per Game	405.4	310.0
KICK RETURNS: #-Yards	24-474	35-783
PUNT RETURNS: #-Yards	20-125	13-111
INT RETURNS: #-Yards	15-155	16-243
FUMBLES-LOST	9-3	12-8
PENALTIES-Yards	73-579	50-425
PUNTS-AVG	36-45.6	47-41.4
TIME OF POSSESSION/Game	28:00	32:00
3RD-DOWN Conversions	44/113	42/124
4TH-DOWN Conversions	6/15	3/6

Interceptions	no.	yds	avg	td	lg
Hill, R.	3	2	0.7	0	2
Telemaque, V.	3	0	0.0	0	0
Van Dyke, D.	2	74	37.0	0	74
Armstrong, R.	2	41	20.5	1	22
Buchanan, R.	1	3	3.0	0	3
McCarthy, C.	1	13	13.0	0	13
Forston, M.	1	0	0.0	0	0
Harris, B.	1	0	0.0	0	0
Regis, M.	1	22	22.0	1	22

Punting	no.	yds	avg	lg	tb	fc	i20	50+	blk
Bosher, M.	36	1641	45.6	62	6	10	9	14	0

Punt Returns	no.	yds	avg	td	lg
Benjamin, T.	14	100	7.1	1	79
Miller, L.	3	16	5.3	0	15
Cooper, G.	3	9	3.0	0	5
Total	20	125	6.2	1	79
Opponents	13	111	8.5	0	29

Kick Returns	no.	yds	avg	td	lg
Johnson, S.	5	111	22.2	0	30
Cooper, G.	5	67	13.4	0	23
Clements, E.	5	100	20.0	0	29
Miller, L.	5	167	33.4	1	88
Hill, P.	1	13	13.0	0	13
Robinson, K.	1	5	5.0	0	5
Johnson, A.	1	11	11.0	0	11
TEAM	1	0	0.0	0	0
Total	24	474	19.8	1	88
Opponents	35	783	22.4	0	55

All Purpose	g	rush	rcv	pr	kr	ir	total	avg/g
Berry, D.	8	690	93	0	0	0	783	97.9
Hankerson, L.	8	0	681	0	0	0	681	85.1
Benjamin, T.	8	55	436	100	0	0	591	73.9
Miller, L.	6	252	49	16	167	0	484	80.7
Byrd, L.	8	0	294	0	0	0	294	36.8
Total	8	1363	1880	125	474	155	3997	499.6
Opponents	8	1260	1220	111	783	243	3617	452.1

Total Offense	g	plays	rush	pass	total	avg/g
Harris, J.	8	272	24	1646	1670	208.8
Berry, D.	8	142	690	0	690	86.2

**2010 University of Miami Football
Miami Game Results (as of Oct 31, 2010)
All games**

Date	Opponent		Score	Overall	Conference	Time	Attend
Sep 02, 2010	FLORIDA A&M	W	45-0	1-0	0-0	2:39	53674
Sep 11, 2010	at #2 OSU	L	24-36	1-1	0-0	3:28	105454
9/23/10	at PITT	W	31-3	2-1	0-0	3:14	58115
* Oct 02, 2010	at Clemson	W	30-21	3-1	1-0	3:54	81500
* Oct 09, 2010	FLORIDA STATE	L	17-45	3-2	1-1	3:34	75115
* Oct 16, 2010	at Duke	W	28-13	4-2	2-1	3:12	25911
* Oct 23, 2010	NORTH CAROLINA	W	33-10	5-2	3-1	3:12	43584
* Oct 30, 2010	at Virginia	L	19-24	5-3	3-2	3:20	39528

2010 University of Miami Football
Miami Team Game-by-Game (as of Oct 31, 2010)
All games

TEAM STATISTICS

Date	Opponent	Rushing				Receiving				Passing				Kick Returns				Punt Returns				tot off
		no.	yds	td	lg	no.	yds	td	lg	cmp-att-int	yds	td	lg	no.	yds	td	lg	no.	yds	td	lg	
Sep 02	FLORIDA A&M	36	155	2	25	19	250	3	40	19-26-1	250	3	40	1	34	0	34	3	32	0	16	405
Sep 11	at OSU	28	120	0	42	22	232	1	25	22-39-4	232	1	25	4	125	1	88	1	79	1	79	352
9/23/10	at PITT	35	100	2	27	21	248	2	39	21-32-2	248	2	39	1	17	0	17	3	3	0	2	348
Oct 02	at Clemson	43	171	0	33	13	205	4	65	13-33-2	205	4	65	4	76	0	24	4	1	0	3	376
Oct 09	FLORIDA STATE	36	189	2	29	20	235	0	31	20-49-1	235	0	31	4	64	0	26	1	1	0	1	424
Oct 16	at Duke	42	224	2	32	17	224	1	37	17-34-0	224	1	37	3	29	0	20	1	0	0	0	448
Oct 23	NORTH CAROLINA	44	225	1	27	21	217	3	26	21-32-1	217	3	26	3	67	0	29	4	0	0	2	442
Oct 30	at Virginia	29	179	1	36	18	269	2	60	18-42-5	269	2	60	4	62	0	30	3	9	0	5	448
Miami		293	1363	10	42	151	1880	16	65	151-287-16	1880	16	65	24	474	1	88	20	125	1	79	3243
		320	1260	13	90	110	1220	4	62	110-210-15	1220	4	62	35	783	0	55	13	111	0	29	2480

Games played: 8
 Avg per rush: 4.7
 Avg per catch: 12.5
 Pass efficiency: 114.89
 Kick ret avg: 19.8
 Punt ret avg: 6.2
 All purpose avg/game: 499.6
 Total offense avg/gm: 405.4

Date	Opponent	Tackles				Sacks	Fumble		Pass Defense			Blkd	PAT Attempts					
		ua	a	total	tfl-yds	no-yds	ff	fr-yds	int-yds	qbh	brup	kick	kick	rush	rcv	saf	pts	
Sep 02	FLORIDA A&M	39	18	57	14.0-80	8.0-62	0	0-0	1-22	1	3	0	6-6	0	0	0	0	45
Sep 11	at OSU	44	36	80	11.0-29	1.0-6	0	0-0	0-0	0	4	0	3-3	0	0	0	0	24
9/23/10	at PITT	40	30	70	9.0-53	5.0-45	0	1-0	2-74	3	0	0	4-4	0	0	0	31	
Oct 02	at Clemson	38	38	76	8.0-23	3.0-8	3	3-0	3-21	3	5	0	3-4	0	0	0	30	
Oct 09	FLORIDA STATE	39	26	65	6.0-23	0.0-0	0	0-0	1-0	0	5	0	2-2	0	0	0	17	
Oct 16	at Duke	40	48	88	9.0-42	3.0-26	1	2-0	5-22	5	2	0	4-4	0	0	0	28	
Oct 23	NORTH CAROLINA	29	20	49	8.0-25	5.0-19	1	1-0	2-3	0	4	0	3-4	0	0	0	33	
Oct 30	at Virginia	34	64	98	5.0-14	0.0-0	0	0-0	1-13	0	2	0	1-2	0	0	0	19	
Miami		303	280	583	70.0-289	25.0-166	5	7-0	15-155	12	25	0	26-29	0	0	0	227	
		320	223	543	39.0-187	10.0-86	6	3-36	16-243	17	43	2	17-17	0	0	0	152	

Date	Opponent	Punting										Field Goals			Kickoffs				
		no.	yds	avg	long	blkd	tb	fc	50+	i20	md-att	long	blkd	no.	yds	avg	tb	ob	
Sep 02	FLORIDA A&M	0	0	0.0	0	0	0	0	0	0	1-1	24	0	8	546	68.2	1	0	
Sep 11	at OSU	2	98	49.0	58	0	0	0	1	1	1-3	51	1	5	314	62.8	1	0	
9/23/10	at PITT	6	267	44.5	60	0	0	0	2	1	1-1	28	0	6	385	64.2	0	0	
Oct 02	at Clemson	10	463	46.3	61	0	2	4	5	2	1-1	29	0	6	380	63.3	2	0	
Oct 09	FLORIDA STATE	6	265	44.2	52	0	0	3	2	1	1-2	36	0	4	263	65.8	0	0	
Oct 16	at Duke	5	211	42.2	49	0	0	3	0	3	0-0	0	0	5	329	65.8	0	0	
Oct 23	NORTH CAROLINA	3	106	35.3	43	0	1	0	0	0	2-2	38	0	7	356	50.9	4	0	
Oct 30	at Virginia	4	231	57.8	62	0	3	0	4	1	0-0	0	0	3	197	65.7	1	0	
Miami		36	1641	45.6	62	0	6	10	14	9	7-10	51	1	44	2770	63.0	9	0	
		47	1946	41.4	59	0	2	6	9	16	11-15	43	0	34	2061	60.6	6	1	

2010 University of Miami Football
Miami Opponent Game-by-Game (as of Oct 31, 2010)
All games

OPPONENT STATISTICS

Date	Opponent	Rushing				Receiving				Passing				Kick Returns				Punt Returns				tot off		
		no.	yds	td	lg	no.	yds	td	lg	cmp	att	int	yds	td	lg	no.	yds	td	lg	no.	yds		td	lg
Sep 02	FLORIDA A&M	39	52	0	12	5	58	0	28	5	11	1	58	0	28	7	119	0	21	0	0	0	0	110
Sep 11	at OSU	49	181	2	26	12	233	1	62	12	28	0	233	1	62	4	152	0	47	2	16	0	9	414
9/23/10	at PITT	36	128	0	42	13	104	0	33	13	24	2	104	0	33	6	116	0	26	4	37	0	29	232
Oct 02	at Clemson	40	162	3	71	14	149	0	23	14	33	3	149	0	23	4	95	0	50	3	44	0	16	311
Oct 09	FLORIDA STATE	40	298	4	90	13	173	2	31	13	22	1	173	2	31	4	145	0	55	2	16	0	17	471
Oct 16	at Duke	41	105	1	22	22	187	0	21	22	44	5	187	0	21	4	81	0	28	2	-2	0	0	292
Oct 23	NORTH CAROLINA	29	149	1	76	12	140	0	34	12	21	2	140	0	34	3	42	0	19	0	0	0	0	289
Oct 30	at Virginia	46	185	2	30	19	176	1	31	19	27	1	176	1	31	3	33	0	17	0	0	0	0	361
Opponents		320	1260	13	90	110	1220	4	62	110	210	15	1220	4	62	35	783	0	55	13	111	0	29	2480
		293	1363	10	42	151	1880	16	65	151	287	16	1880	16	65	24	474	1	88	20	125	1	79	3243

Games played: 8
 Avg per rush: 3.9
 Avg per catch: 11.1
 Pass efficiency: 93.18
 Kick ret avg: 22.4
 Punt ret avg: 8.5
 All purpose avg/game: 452.1
 Total offense avg/gm: 310.0

Date	Opponent	Tackles				Sacks no-yds	Fumble		Pass Defense			Blkd kick	PAT Attempts				pts						
		ua	a	total	lfl-yds		ff	fr-yds	int-yds	qbh	brup		kick	rush	rcv	saf							
Sep 02	FLORIDA A&M	43	18	61	5.0-36	1.0-9	1	0-0	1	24	0	2	0	0-0	0	0	0	0	0	0	0	0	0
Sep 11	at OSU	38	20	58	5.0-27	2.0-18	0	0-0	4	124	0	6	1	3-3	0	0	0	0	0	0	0	0	36
9/23/10	at PITT	42	14	56	3.0-20	2.0-17	0	0-0	2	0	6	5	0	0-0	0	0	0	0	0	0	0	0	3
Oct 02	at Clemson	36	40	76	10.0-49	1.0-20	2	0-0	2	0	7	6	1	3-3	0	0	0	0	0	0	0	0	21
Oct 09	FLORIDA STATE	50	8	58	5.0-24	1.0-11	1	1-36	1	5	0	8	0	6-6	0	0	0	0	0	0	0	0	45
Oct 16	at Duke	32	53	85	4.0-7	0.0-0	2	2-0	0	0	4	6	0	1-1	0	0	0	0	0	0	0	0	13
Oct 23	NORTH CAROLINA	55	24	79	3.0-7	1.0-3	0	0-0	1	5	0	4	0	1-1	0	0	0	0	0	0	0	0	10
Oct 30	at Virginia	24	46	70	4.0-17	1.0-8	0	0-0	5	85	0	6	0	3-3	0	0	0	0	0	0	0	0	24
Opponents		320	223	543	39.0-187	10.0-86	6	3-36	16	243	17	43	2	17-17	0	0	0	0	0	0	0	0	152
		303	280	583	70.0-289	25.0-166	5	7-0	15	155	12	25	0	26-29	0	0	0	0	0	0	0	0	227

Date	Opponent	Punting										Field Goals			Kickoffs				
		no.	yds	avg	long	blkd	tb	fc	50+	i20	md-att	long	blkd	no.	yds	avg	tb	ob	
Sep 02	FLORIDA A&M	7	283	40.4	48	0	0	0	0	2	0-2	0	0	1	67	67.0	0	0	
Sep 11	at OSU	4	152	38.0	46	0	0	2	0	2	5-6	41	0	8	381	47.6	0	1	
9/23/10	at PITT	8	364	45.5	59	0	0	1	4	2	1-2	27	0	2	140	70.0	1	0	
Oct 02	at Clemson	7	323	46.1	57	0	0	1	3	3	0-0	0	0	4	250	62.5	0	0	
Oct 09	FLORIDA STATE	4	165	41.2	54	0	1	0	1	2	1-1	38	0	8	524	65.5	4	0	
Oct 16	at Duke	7	250	35.7	44	0	1	2	0	1	2-2	43	0	3	183	61.0	0	0	
Oct 23	NORTH CAROLINA	4	164	41.0	46	0	0	0	0	0	1-1	19	0	3	201	67.0	0	0	
Oct 30	at Virginia	6	245	40.8	52	0	0	0	1	4	1-1	32	0	5	315	63.0	1	0	
Opponents		47	1946	41.4	59	0	2	6	9	16	11-15	43	0	34	2061	60.6	6	1	
		36	1641	45.6	62	0	6	10	14	9	7-10	51	1	44	2770	63.0	9	0	

**2010 University of Miami Football
Miami Game Superlatives (as of Oct 31, 2010)
All games**

INDIVIDUAL GAME HIGHS

Rushes	25	Berry, D. at Duke (Oct 16, 2010)
Yards Rushing	111	Berry, D. at Duke (Oct 16, 2010)
TD Rushes	1	James, M. vs Florida A&M (Sep 02, 2010)
	1	Miller, L. vs Florida A&M (Sep 02, 2010)
	1	Miller, L. at PITT (9/23/10)
	1	Berry, D. at PITT (9/23/10)
	1	Harris, J. vs Florida State (Oct 09, 2010)
	1	Berry, D. vs Florida State (Oct 09, 2010)
	1	Harris, J. at Duke (Oct 16, 2010)
	1	Berry, D. at Duke (Oct 16, 2010)
	1	Berry, D. vs North Carolina (Oct 23, 2010)
	1	Morris, S. at Virginia (Oct 30, 2010)
Long Rush	42	Berry, D. at OSU (Sep 11, 2010)
Pass attempts	47	Harris, J. vs Florida State (Oct 09, 2010)
Pass completions	22	Harris, J. at OSU (Sep 11, 2010)
Yards Passing	248	Harris, J. at PITT (9/23/10)
TD Passes	4	Harris, J. at Clemson (Oct 02, 2010)
Long Pass	65	Harris, J. at Clemson (Oct 02, 2010)
Receptions	7	Hankerson, L. at OSU (Sep 11, 2010)
	7	Hankerson, L. at Clemson (Oct 02, 2010)
Yards Receiving	147	Hankerson, L. at Clemson (Oct 02, 2010)
TD Receptions	3	Hankerson, L. at Clemson (Oct 02, 2010)
Long Reception	65	Hankerson, L. at Clemson (Oct 02, 2010)
Field Goals	2	Bosher, M. vs North Carolina (Oct 23, 2010)
Long Field Goal	51	Bosher, M. at OSU (Sep 11, 2010)
Punts	10	Bosher, M. at Clemson (Oct 02, 2010)
Punting Avg	57.8	Bosher, M. at Virginia (Oct 30, 2010)
Long Punt	62	Bosher, M. at Virginia (Oct 30, 2010)
Long Punt Return	79	Benjamin, T. at OSU (Sep 11, 2010)
Long Kickoff Return	88	Miller, L. at OSU (Sep 11, 2010)
Tackles	18	McCarthy, C. at Virginia (Oct 30, 2010)
Sacks	3.5	Vernon, O. vs Florida A&M (Sep 02, 2010)
	3.5	Bailey, A. vs North Carolina (Oct 23, 2010)
Tackles For Loss	3.5	Vernon, O. vs Florida A&M (Sep 02, 2010)
	3.5	Bailey, A. vs North Carolina (Oct 23, 2010)
Interceptions	2	Telemaque, V. at Duke (Oct 16, 2010)

2010 University of Miami Football
Miami Game Superlatives (as of Oct 31, 2010)
All games

TEAM GAME HIGHS

Rushes	44	vs North Carolina (Oct 23, 2010)
Yards Rushing	225	vs North Carolina (Oct 23, 2010)
Yards Per Rush	6.2	at Virginia (Oct 30, 2010)
TD Rushes	2	vs Florida A&M (Sep 02, 2010)
	2	at PITT (9/23/10)
	2	vs Florida State (Oct 09, 2010)
	2	at Duke (Oct 16, 2010)
Pass attempts	49	vs Florida State (Oct 09, 2010)
Pass completions	22	at OSU (Sep 11, 2010)
Yards Passing	269	at Virginia (Oct 30, 2010)
Yards Per Pass	9.6	vs Florida A&M (Sep 02, 2010)
TD Passes	4	at Clemson (Oct 02, 2010)
Total Plays	85	vs Florida State (Oct 09, 2010)
Total Offense	448	at Duke (Oct 16, 2010)
	448	at Virginia (Oct 30, 2010)
Yards Per Play	6.5	vs Florida A&M (Sep 02, 2010)
Points	45	vs Florida A&M (Sep 02, 2010)
Sacks By	8	vs Florida A&M (Sep 02, 2010)
First Downs	27	vs Florida State (Oct 09, 2010)
Penalties	12	at Clemson (Oct 02, 2010)
	12	at Duke (Oct 16, 2010)
	12	at Virginia (Oct 30, 2010)
Penalty Yards	105	at Clemson (Oct 02, 2010)
Turnovers	5	at Virginia (Oct 30, 2010)
Interceptions By	5	at Duke (Oct 16, 2010)

**2010 University of Miami Football
Miami Game Superlatives (as of Oct 31, 2010)
All games**

OPPONENT INDIVIDUAL GAME HIGHS

Rushes	22	Jones,P, at Virginia (Oct 30, 2010)
Yards Rushing	158	Thompson, C., vs Florida State (Oct 09, 2010)
TD Rushes	3	ELLINGTON, at Clemson (Oct 02, 2010)
Long Rush	90	Thompson, C., vs Florida State (Oct 09, 2010)
Pass attempts	38	Renfree, S., at Duke (Oct 16, 2010)
Pass completions	19	Verica,M, at Virginia (Oct 30, 2010)
Yards Passing	233	Pryor, Terrelle, at OSU (Sep 11, 2010)
TD Passes	2	Ponder, C., vs Florida State (Oct 09, 2010)
Long Pass	62	Pryor, Terrelle, at OSU (Sep 11, 2010)
Receptions	7	Burd,K, at Virginia (Oct 30, 2010)
Yards Receiving	105	Posey, DeVier, at OSU (Sep 11, 2010)
TD Receptions	1	Saine, Brandon, at OSU (Sep 11, 2010)
	1	Thomas, J., vs Florida State (Oct 09, 2010)
	1	Smith, R., vs Florida State (Oct 09, 2010)
	1	Phillips,C, at Virginia (Oct 30, 2010)
Long Reception	62	Posey, DeVier, at OSU (Sep 11, 2010)
Field Goals	5	Barclay, Devin, at OSU (Sep 11, 2010)
Long Field Goal	43	Snyderwine, W., at Duke (Oct 16, 2010)
Punts	8	HUTCHINS,Dan, at PITT (9/23/10)
Punting Avg	47.8	ZIMMERMAN, at Clemson (Oct 02, 2010)
Long Punt	59	HUTCHINS,Dan, at PITT (9/23/10)
Long Punt Return	29	SADDLER,Cameron, at PITT (9/23/10)
Long Kickoff Return	55	Reid, G., vs Florida State (Oct 09, 2010)
Tackles	14	Brown, Z, vs North Carolina (Oct 23, 2010)
Sacks	2.0	SHEARD,Jabaal, at PITT (9/23/10)
Tackles For Loss	4.5	BOWERS, at Clemson (Oct 02, 2010)
Interceptions	2	Chekwa, Chimdi, at OSU (Sep 11, 2010)
	2	Mosley,C, at Virginia (Oct 30, 2010)
	2	Minnifield,C, at Virginia (Oct 30, 2010)

**2010 University of Miami Football
Miami Game Superlatives (as of Oct 31, 2010)
All games**

OPPONENT TEAM GAME HIGHS

Rushes	49	at OSU (Sep 11, 2010)
Yards Rushing	298	vs Florida State (Oct 09, 2010)
Yards Per Rush	7.4	vs Florida State (Oct 09, 2010)
TD Rushes	4	vs Florida State (Oct 09, 2010)
Pass attempts	44	at Duke (Oct 16, 2010)
Pass completions	22	at Duke (Oct 16, 2010)
Yards Passing	233	at OSU (Sep 11, 2010)
Yards Per Pass	8.3	at OSU (Sep 11, 2010)
TD Passes	2	vs Florida State (Oct 09, 2010)
Total Plays	85	at Duke (Oct 16, 2010)
Total Offense	471	vs Florida State (Oct 09, 2010)
Yards Per Play	7.6	vs Florida State (Oct 09, 2010)
Points	45	vs Florida State (Oct 09, 2010)
Sacks By	2	at OSU (Sep 11, 2010)
	2	at PITT (9/23/10)
First Downs	22	at Duke (Oct 16, 2010)
Penalties	11	at Virginia (Oct 30, 2010)
Penalty Yards	105	at Virginia (Oct 30, 2010)
Turnovers	7	at Duke (Oct 16, 2010)
Interceptions By	5	at Virginia (Oct 30, 2010)

2010 University of Miami Football
Miami Games Played (as of Oct 31, 2010)
All games

##	PLAYER	GP-GS	FAMU	OSU	PITT	CU	FS	DU	NC	VA
26	Armstrong, R.	8/4	START	START	START	START	XXX	XXX	XXX	XXX
57	Bailey, A.	8/8	START	START	START	START	START	START	START	START
3	Benjamin, T.	8/4	START	START	START	START	XXX	XXX	XXX	XXX
20	Berry, D.	8/8	START	START	START	START	START	START	START	START
25	Bosher, M.	8/-	XXX	XXX	XXX	XXX	XXX	XXX	XXX	XXX
45	Buchanan, R.	8/4	XXX	XXX	XXX	START	XXX	START	START	START
47	Byrd, L.	8/4	XXX	XXX	XXX	XXX	START	START	START	START
94	Cain, K.	7/3	XXX	XXX	...	XXX	XXX	START	START	START
37	Campbell, J.	5/-	XXX	...	XXX	XXX	XXX	XXX
32	Chambers, L.	7/-	XXX	XXX	...	XXX	XXX	XXX	XXX	XXX
23	Clements, E.	8/-	XXX	XXX	XXX	XXX	XXX	XXX	XXX	XXX
82	Cleveland, A.	5/2	XXX	XXX	XXX	START	START
2	Cooper, G.	5/-	XXX	XXX	XXX	XXX	XXX
39	Cornileus, T.	5/-	...	XXX	XXX	XXX	XXX	XXX
49	Dye, D.	3/-	XXX	XXX	XXX
61	Figueroa, J.	4/2	XXX	START	START	XXX
9	Ford, C.	6/1	XXX	START	XXX	XXX	XXX	XXX
99	Forston, M.	8/7	START	START	START	XXX	START	START	START	START
74	Franklin, O.	8/7	START	START	START	START	XXX	START	START	START
58	Futch, J.	7/-	...	XXX	XXX	XXX	XXX	XXX	XXX	XXX
59	Gaines, J.	5/-	XXX	XXX	XXX	XXX	XXX
28	Gholston, N.	3/-	XXX	XXX	XXX
84	Gordon, R.	8/7	START	START	START	START	START	XXX	START	START
51	Green, S.	2/-	XXX	XXX
66	Gunn, H.	8/8	START	START	START	START	START	START	START	START
33	Hagens, M.	2/-	XXX	XXX
85	Hankerson, L.	8/8	START	START	START	START	START	START	START	START
1	Harris, B.	8/8	START	START	START	START	START	START	START	START
12	Harris, J.	8/8	START	START	START	START	START	START	START	START
77	Henderson, S.	7/5	XXX	...	XXX	START	START	START	START	START
11	Highsmith, A.	2/-	XXX	...	XXX
30	Hill, P.	8/5	XXX	XXX	START	START	XXX	START	START	START
13	Hill, R.	8/5	XXX	XXX	XXX	START	START	START	START	START
92	Holmes, J.	5/5	START	START	START	START	START	...
34	Holton, C.J.	8/-	XXX	XXX	XXX	XXX	XXX	XXX	XXX	XXX
63	Horn, T.	8/8	START	START	START	START	START	START	START	START
80	Hurns, A.	8/2	XXX	XXX	XXX	XXX	XXX	XXX	START	START
60	Ivory, C.	8/-	XXX	XXX	XXX	XXX	XXX	XXX	XXX	XXX
5	James, M.	8/1	XXX	XXX	XXX	XXX	START	XXX	XXX	XXX
4	Johnson, A.	8/1	START	XXX	XXX	XXX	XXX	XXX	XXX	XXX
81	Johnson, D.	1/1	START
78	Johnson, J.	6/3	...	XXX	XXX	XXX	START	...	START	START
24	Johnson, S.	5/-	XXX	XXX	XXX	XXX	...	XXX
55	Jones, B.	1/1	START
98	Lewis, J.	1/-	XXX
65	Linder, B.	7/3	XXX	...	XXX	XXX	XXX	START	START	START
44	McCarthy, C.	7/7	START	START	START	START	START	...	START	START

2010 University of Miami Football
Miami Total Tackles Game-by-Game (as of Oct 31, 2010)
All games

Total Tackles	UA-A	Total	FAMU	OSU	PITT	CU	FS	DU	NC	VA
Spence, S. LB	33-35	68	3-1	6-5	6-3	5-9	5-1	4-8	2-1	2-7
McCarthy, C. LB	19-41	60	0-5	4-7	2-3	2-4	2-6	DNP	4-3	5-13
Armstrong, R. DB	25-23	48	2-0	4-5	2-2	3-4	5-4	4-4	3-1	2-3
Telemaque, V. DB	22-18	40	2-0	3-1	2-2	3-3	5-2	3-3	2-2	2-5
Hill, R. DB	21-17	38	1-0	2-1	4-1	0-2	1-0	7-3	4-1	2-9
Bailey, A. DL	17-16	33	1-0	2-4	4-1	3-2	1-1	2-0	3-3	1-5
Buchanan, R. LB	19-13	32	6-0	0-2	2-1	4-2	2-5	-	2-0	3-3
Harris, B. DB	23-7	30	2-2	6-1	2-1	4-2	2-0	4-1	2-0	1-0
Vernon, O. DL	16-9	25	6-1	2-1	3-1	2-3	-	2-2	0-1	1-0
Nicolas, J. DB	9-16	25	1-1	-	0-3	0-1	2-2	2-3	0-2	4-4
Regis, M. DL	9-14	23	DNP	1-1	0-1	-	3-1	3-6	2-1	0-4
Ojomo, A. DL	11-11	22	3-0	2-1	0-3	0-1	2-1	0-2	-	4-3
Forston, M. DL	6-14	20	2-2	1-2	-	0-3	1-1	1-1	1-1	0-4
Van Dyke, D. DB	9-6	15	1-0	2-1	-	4-0	1-1	0-3	1-1	-
Robinson, M. DL	6-8	14	2-3	0-1	DNP	2-0	1-0	0-3	1-0	0-1
McGee, B. DB	8-4	12	-	2-0	3-2	-	-	0-1	DNP	3-1
Robinson, K. LB	6-4	10	1-1	1-2	3-0	1-0	-	0-1	-	-
Cain, K. LB	6-3	9	-	-	DNP	-	-	6-3	-	-
Smith, A. DL	5-2	7	DNP	-	3-1	1-0	-	1-1	DNP	-
Clements, E.	3-1	4	1-0	1-0	-	1-0	-	0-1	-	-
Holmes, J. DL	2-2	4	1-1	-	1-0	0-1	DNP	DNP	-	DNP
Holton, C.J. LB	2-1	3	-	-	-	-	2-0	0-1	-	-
Futch, J. LB	2-1	3	DNP	-	1-0	-	1-0	-	0-1	-
Rodgers, K. DB	1-2	3	1-0	DNP	0-2	DNP	-	DNP	DNP	DNP
Nelms, C. DB	0-3	3	0-1	-	-	-	DNP	-	0-1	0-1
Benjamin, T.	3-0	3	-	-	-	1-0	-	-	-	2-0
Hurns, A.	2-1	3	-	-	2-1	-	-	-	-	-
Bosher, M.	2-0	2	-	1-0	-	1-0	-	-	-	-
Washington, B.	2-0	2	1-0	1-0	-	-	-	-	-	-
Franklin, O.	2-0	2	-	-	-	-	-	-	1-0	1-0
Cornileus, T. LB	1-1	2	DNP	-	-	-	DNP	DNP	1-1	-
Chambers, L.	1-1	2	1-0	-	DNP	-	-	0-1	-	-
Hankerson, L.	1-0	1	-	1-0	-	-	-	-	-	-
Robinson, L. DL	1-0	1	-	DNP	-	1-0	-	DNP	-	-
Horn, T.	1-0	1	-	1-0	-	-	-	-	-	-
Ivory, C.	0-1	1	-	-	-	-	0-1	-	-	-
Gaines, J. LB	0-1	1	-	-	0-1	-	-	DNP	DNP	DNP
Cooper, G.	1-0	1	-	DNP	DNP	DNP	-	-	-	1-0
Green, S. LB	1-0	1	1-0	-	DNP	DNP	DNP	DNP	DNP	DNP
TEAM	1-0	1	-	-	-	-	-	1-0	-	-
James, M.	1-0	1	-	-	-	-	1-0	-	-	-
Gholston, N.	1-0	1	-	-	DNP	DNP	1-0	DNP	DNP	DNP
Porter, C. DL	0-1	1	DNP	0-1	DNP	DNP	DNP	DNP	DNP	DNP
Berry, D.	1-0	1	-	1-0	-	-	-	-	-	-
Johnson, S.	0-1	1	DNP	DNP	-	0-1	-	-	DNP	-
Campbell, J. DB	0-1	1	DNP	DNP	0-1	DNP	-	-	-	-
Streeter, T.	1-0	1	DNP	DNP	DNP	-	1-0	DNP	DNP	-

