



MIAMI BASKETBALL

THE BASICS

Date/Time: Sunday, Jan. 6, 2019/6 p.m.
Location: Louisville, Ky./KFC Yum! Center (22,000)
Television: ESPNU; **Online:** WatchESPN
PxP: Anish Shroff, Color: Corey Alexander
Radio: WQAM 560-AM (PxP: Joe Zagacki)
Satellite Radio: Sirius 133, XM 391, XM Internet 965
Series vs. UL: Miami trails, 10-4
 Road: 0-4 | Home: 4-5 | Neutral: 0-1

2018-19 SCHEDULE/RESULTS

OPPONENT	TV	TIME/SCORE
OCTOBER		
30 BARRY (EXHIBITION)	ACCNE	W, 91-61
NOVEMBER (5-2)		
9 LEHIGH	ACCNE	W, 83-62
13 STEPHEN F. AUSTIN	ESPNU	W, 96-58
17 BETHUNE-COOKMAN	ACCNE	W, 78-70
22 vs. La Salle ¹	ESPNU	W, 85-49
23 vs. Fresno State ¹	ESPN2	W, 78-76
25 vs. Seton Hall ¹	ESPN2	L, 81-83
28 RUTGERS ²	ESPNU	L, 54-57
DECEMBER (3-2)		
1 vs. Yale ³	ESPN3	L, 73-77
4 at Penn	ESPN+	L, 75-89
19 HOUSTON BAPTIST	ACCNE	W, 80-73
22 FLORIDA ATLANTIC	ACCNE	W, 75-55
29 CAMPBELL	RSN	W, 73-62
JANUARY (0-1)		
3 No. 18/19 NC STATE	ESPNU	L, 82-87
6 at Louisville	ESPNU	6 p.m.
9 at Florida State	RSN	9 p.m.
12 WAKE FOREST	RSN	2 p.m.
19 NORTH CAROLINA	ESPN/2	Noon
24 at Syracuse	Raycom	8 p.m.
27 FLORIDA STATE	ESPNU	6 p.m.
30 VIRGINIA TECH	ESPN2/U	7 p.m.
FEBRUARY		
2 at Virginia	Raycom	2 p.m.
6 NOTRE DAME	ESPN2/U	7 p.m.
9 at North Carolina	Raycom	Noon
13 CLEMSON	ESPN2/U	7 p.m.
17 at Boston College	ESPNU	6 p.m.
23 GEORGIA TECH	RSN	2 p.m.
26 at Wake Forest	RSN	7 p.m.
MARCH		
2 at Duke	CBS	4 p.m.
5 PITTSBURGH	Raycom	8 p.m.
8 at Virginia Tech	ESPN2	7 p.m.
12-16 ACC Tournament ⁴	ESPN/Raycom	

BOLD CAPS denotes home games at Watsco Center, Coral Gables, Fla.
 [#/#] denotes Miami's AP/USA TODAY ranking
 * ACC game

¹ Wooden Legacy, Fullerton, Calif.; ² ACC/Big Ten Challenge
³ Hoophall Miami Invitational, AmericanAirlines Arena (Miami, Fla.)
⁴ Spectrum Center, Charlotte, N.C.
 All times Eastern and subject to change

ATHLETICS COMMUNICATIONS

Assistant AD for Communications & Content:
 Andy Fledderjohann (MBB Contact)
 Email: afledderjohann@miami.edu
 Cell Phone: 434-906-0075
 Twitter/Instagram/Facebook: @CanesHoops

GAME 14 • JAN. 6, 2019 • 6 P.M. • LOUISVILLE, KY.



MIAMI HURRICANES (8-5, 0-1 ACC)

Head Coach: Jim Larrañaga (Providence, '71)
Record at UM: 169-84 (8th season), **Career Record:** 639-418 (35th season)



LOUISVILLE CARDINALS (9-4, 0-0 ACC)

Head Coach: Chris Mack (Xavier, '92)
Record at UL: 9-4 (1st season), **Career Record:** 215-97 (10th season)

THINGS TO KNOW

- Miami is the only team among basketball's six power conferences with five players averaging in double-figure scoring.
- Miami was picked 10th in the 2018-19 ACC Preseason Poll but UM exceeded its predicted finish in each of Jim Larrañaga's first seven seasons.
- Zach Johnson is one of nine players nationally with 1,500 career points and 350 assists.
- Ebuka Izundu leads the ACC in field-goal pct. (.677) and is fourth in rebounding (9.4) and blocks (1.92).
- DJ Vasiljevic has hit at least one 3-pointer in 26 straight games – the longest current streak in the ACC.
- Chris Lykes is eighth in the ACC in scoring (17.5).
- UM averages 8.9 3-pointers per game (third in ACC).
- Junior forward Dewan Hernandez has been withheld from competition thus far as the University and NCAA review his eligibility.

HITTING THE ROAD

This is Miami's first ACC road game of the 2018-19 season and the Canes' second overall this season. Under Jim Larrañaga, Miami is 48-37 in true road games, including 31-31 in ACC play. Miami's total of 31 road wins in conference play since the 2011-12 season ranks fourth behind Virginia (39), North Carolina (38) and Duke (37). Miami is 2-3 away from home this season (road and neutral). The Canes were 11-7 (8-4 road/3-2 neutral) away from home last season, while UM was at or above .500 away from home in five of Larrañaga's first seven years at the helm.

MIAMI-LOUISVILLE SERIES

Louisville owns a 10-4 lead in the series, including a 4-0 edge in games played in Louisville (2-0 at KFC Yum! Center). UM prevailed in the last meeting, 78-75 in overtime, on Jan. 24, 2018, in Coral Gables. Jim Larrañaga is 2-3 against Louisville in his career, with all of the meetings coming while he has been at Miami. This is the first matchup as head coaches between Larrañaga and Chris Mack.

CANES LOOK TO BUILD ON ACC SUCCESS

Miami has scored 10 or more league victories in five of Jim Larrañaga's first seven years, including four straight seasons. The Canes join Virginia, Duke and UNC as the lone teams to win 10 or more ACC games each of the last four years. Prior to Larrañaga's arrival, Miami never had won 10 ACC games in a season. Miami finished with 11 ACC wins last season, its third-most conference wins since joining the league in 2004-05.

CHALLENGING ACC SLATE LOOMS

Miami's ACC schedule is not for the faint of heart. Nine of UM's 18 conference games pit the Canes against teams currently ranked in the AP Top 20. Miami and Wake Forest each play a league-high nine games against ACC teams that currently are ranked in the top 20. The Canes' challenging conference schedule includes 11 games against teams that competed in the 2018 NCAA Tournament, including home-and-homes with Florida State, North Carolina and Virginia Tech, all of which are currently ranked in the top 15.

LAST MEETING: UM 78, UL 75 (OT)

Lonnie Walker scored 25 points, including an acrobatic layup to force an extra period, as Miami edged Louisville 78-75, in the teams' last meeting on Jan. 24, 2018, in Coral Gables. In the overtime frame, Miami held Louisville without a field goal. Walker blocked a late 3-point try by Ryan McMahon, and a 30-footer by the Cardinals' Deng Adel at the final buzzer barely hit the rim. Louisville shot 0 for 5 in overtime and finished at 42 percent. The Hurricanes won despite shooting 37 percent. As a team, Miami held a commanding 49-38 rebounding advantage.

PROJECTED STARTING LINEUP

Pos. No.	Name	Yr.	Ht.	Wt.	PPG	RPG	APG	Of Note
G 0	Chris Lykes	So.	5-7	157	17.5	2.5	3.6	Eighth in ACC in scoring this season
G 1	Dejan (DJ) Vasiljevic	Jr.	6-3	184	12.0	4.5	1.8	Third in ACC in 3-pointers per game (2.77)
G 3	Anthony Lawrence II	Sr.	6-7	207	13.2	6.3	3.0	Has played in team-high 54 career ACC games
C 15	Ebuka Izundu	Sr.	6-10	232	12.0	9.4	1.9*	Leads ACC in field-goal percentage (.677)
F 21	Sam Waardenburg	R-So.	6-10	216	5.4	3.2	1.0	Career-high 14 points at Penn
RESERVES								
G 2	Willie Herenton	So.	6-1	178	1.3	0.0	0.0	Walk-on; scored five points off bench vs. La Salle
G 5	Zach Johnson	R-Sr.	6-2	192	13.9	2.8	2.5	1 of 9 active players nationally w/1,500 pts/350 ast
G 10	Dominic Proctor	So.	6-6	180	0.0	0.0	0.0	Joined team as walk-on for 2018-19 season
G 13	Anthony Mack	R-Fr.	6-6	214	3.0	1.0	0.7	Has scored 22 points in last four games
F 20	Dewan Hernandez	Jr.	6-11	235	-	-	-	Team's top returning scorer, rebounder from '17-18

*Blocks per game

BROADCAST BULLET POINTS



0 CHRIS LYKES

So. • 5-7 • 157 • Guard
Mitchellville, Md. • Gonzaga College HS

- 2018-19: 17.5 ppg, 2.5 rpg, 3.6 apg, 1.7 spg**
- Eighth in ACC in scoring this year
 - Has second-highest scoring increase in ACC this season (+7.9)
 - Averaged team-high 12.8 points per game in the 2017-18 season's final 12 games following Bruce Brown Jr.'s foot injury
 - Averaged 11.9 ppg in ACC play last year (second on team)
 - Had offseason surgery on right shoulder



1 DJ VASILJEVIC

Jr. • 6-3 • 184 • Guard
Melbourne, Australia • Australian Institute of Sport

- 2018-19: 12.0 ppg, 4.5 rpg**
- Third in ACC in 3FG (2.7/game), seventh in 3FG% (42.4%)
 - Led ACC in 3-point shooting last season (41.1%)
 - Named to All-ACC Academic Team last season
 - Named top Australian junior in college basketball by FOX Sports Australia
 - Lost 20 lbs during offseason; also had offseason foot surgery



2 WILLIE HERENTON

So. • 6-1 • 178 • Guard
Lincolnshire, Ill. • Stevenson HS

- 2018-19: 1.3 ppg, 0.0 rpg**
- Walk-on for 2018-19 season; finished as one of top scorers in Stevenson HS history despite playing one year as full-time starter
 - Home schooled until high school
 - Brother Rodney is junior on Stanford basketball team
 - Parents, Rodney and Andrea, both attended Harvard



3 ANTHONY LAWRENCE II

Sr. • 6-7 • 207 • Guard
St. Petersburg, Fla. • Lakewood Senior HS

- 2018-19: 13.2 ppg, 6.3 rpg, 3.0 apg, 1.6 spg**
- Has played in 111 career games (team-high 54 ACC games)
 - Averaged 8.8 points, 6.5 rebounds and 2.3 assists per game last season (all career highs)
 - Was point guard in high school
 - Father, Anthony Sr., played at Miami from 1991-94



5 ZACH JOHNSON

R-Sr. • 6-2 • 192 • Guard
Miami, Fla. • Florida Gulf Coast • Norland HS


- 2018-19: 13.9 ppg, 2.8 rpg, 2.5 apg**
- Graduate transfer from Florida Gulf Coast
 - Has scored 1,525 points and played in 116 career games (both team highs); FGCU's fourth all-time leading scorer
 - First-Team All-A-Sun pick last season (16.1 ppg, 3.3 rpg, 3.0 apg)
 - Earned bachelor's degree in legal studies from FGCU



10 DOMINIC PROCTOR

So. • 6-6 • 180 • Guard
Las Vegas, Nev. • Bishop Gorman HS

- 2018-19: 0.0 ppg, 0.0 rpg**
- Walked on for 2018-19 season
 - Was 14th-ranked player in Nevada in 2017 per 24/7 Sports
 - Father (Michael) played basketball at Cornell



13 ANTHONY MACK

R-Fr. • 6-6 • 214 • Guard
Las Vegas, Nev. • Wyoming • Blair Academy (N.J.)

- 2018-19: 3.0 ppg, 1.0 rpg**
- Transfer from University of Wyoming; granted waiver for immediate eligibility for this season; sharp-shooter from 3-point range
 - Averaging 19.8 mins and 5.5 ppg in last four games (total of five points in 33 minutes in team's first nine games)
 - High school teammates with Deng Gak at Blair Academy (N.J.)



14 RODNEY MILLER JR.

Jr. • 7-0 • 255 • Center
Laurelton, N.Y. • Oak Hill Academy


- 2018-19: has not played**
- Redshirting 2018-19 season
 - Lost 25 pounds during the offseason
 - Has played in 30 career games



15 EBUKA IZUNDU

Sr. • 6-10 • 232 • Center
Nigeria/Charlotte, N.C. • Victory Christian Center

- 2018-19: 12.0 ppg, 9.4 rpg, 1.9 bpg**
- Leads ACC in FG pct (.677), 4th in rebs, T2nd in double-doubles (5)
 - Played in all 32 games last year, including two starts
 - Last season: 5.0 ppg and 3.8 rpg per game; shot 69.2%
 - Named to ACC Academic Honor Roll for first time last year
 - Moved to U.S in 2013 at age 17; grew up playing soccer, then started playing basketball in 2011



20 DEWAN HERNANDEZ

Jr. • 6-11 • 235 • Forward
Miami, Fla. • Norland HS

- 2018-19: has not played**
- Legally changed last name from Huell to Hernandez in October to honor his mother, Christina
 - Named to 2019 Kareem Abdul-Jabbar Award Watch List
 - Averaged 11.4 ppg and 6.6 rpg last season and was only Miami player to start all 32 games
 - 2016 McDonald's HS All-American; entered name in NBA Draft process last season but withdrew prior to deadline



21 SAM WAARDENBURG

R-So. • 6-10 • 216 • Forward
Auckland, New Zealand • Rangitoto College

- 2018-19: 5.4 ppg, 3.2 rpg**
- Started 10 games; averaging 24.5 minutes per game
 - Played in 21 games off bench, including each of last 15 contests, last season (averaged 3.3 ppg and 2.8 rpg)
 - Averaged 16.7 minutes per game in conference play
 - Shot 43.8 percent (14-32) from 3-point range last year



22 DENG GAK

R-Fr. • 6-10 • 211 • Forward
Sydney, Australia • Blair Academy (N.J.)

- 2018-19: 2.5 ppg, 4.1 rpg, 1.1 bpg (8 games)**
- Out for season (left knee injury suffered Dec. 1 vs. Yale)
 - Redshirted 2017-18 season and has put on about 20 pounds since he arrived at UM
 - Brother, Gorjok, is junior center at Florida



23 KAMERON MCGUSTY

Jr. • 6-5 • 192 • Guard
Katy, Texas • Oklahoma • Sunrise Christian Academy (Kansas)

- 2018-19: Redshirt Season**
- Sitting out 2018-19 season per NCAA transfer regulations
 - 9.4 ppg, 2.0 rpg in 63 career games (25 starts) at Oklahoma
 - Was Big 12 All-Freshman Team selection in 2017
 - Father, Kerol, played college basketball at Stephen F. Austin

THE MAGNIFICENT SEVEN

Miami has primarily played with a rotation of seven to eight players for the first 13 games.

UM currently has seven scholarship student-athletes available.

Anthony Lawrence (33.3, 7th), Chris Lykes (33.1, 8th), and DJ Vasiljevic (32.0, 15th) each rank among the ACC's top 25 in minutes played.

The rotation was shortened to seven when Deng Gak went down with a season-ending injury on Dec. 1.

BALANCE ON OFFENSE

Five Miami players are averaging at least a dozen points per game apiece.

The Canes are the lone team among basketball's six power conferences with five players averaging 12 or more points per game.

The five: Chris Lykes (17.5), Zach Johnson (13.9), Anthony Lawrence (13.2), DJ Vasiljevic (12.0) and Ebuka Izundu (12.0).

JOHNSON IN ELITE 1,500/350 CLUB

Zach Johnson is one of nine active players nationally to score 1,500 career points and rack up 350 career assists.

Johnson has scored 1,525 career points (1,344 at Florida Gulf Coast, 181 at UM) and owns 354 career assists (321 at FGCU, 33 at UM).

Johnson ranks 33rd nationally in career scoring and 41st in assists among active Division I players.

He has scored more than 20 points in back-to-back games for the second time in his career and is averaging 13.9 ppg this season.

LYKES PACES OFFENSE

Chris Lykes is averaging 17.5 ppg and ranks eighth in the ACC in scoring. He scored a career-high 28 points in the ACC opener against NC State.

He owns five 20-point games this season, which is seventh most among ACC players. He has upped his scoring average by 7.9 ppg from his freshman season, marking the second largest increase among ACC players (UL's Jordan Nwora, +12.1).

With three straight 20-point games to start the season, Lykes was the first UM player to record three straight 20-point efforts since Shane Larkin did so against BC, NC State and UNC in winning the 2013 ACC Tournament.

IZUNDU: THE DOUBLE-DOUBLE MACHINE

Ebuka Izundu has stepped into a starting role this season and averaged 12.0 ppg and a team-high 9.4 rebounds per game (5.0 ppg, 3.8 rpg last season).

Izundu has produced five double-doubles, including a 10-point, 11-rebound effort Thursday vs. NC State.

He leads the ACC in field-goal percentage (.677) and ranks second in offensive rebounds (3.6/game), fourth in blocks (1.92/game) and rebounds per game.

Izundu is seventh nationally in field goal percentage.

With 22 points and 19 rebounds against SFA, he fell one rebound shy of the first 20-rebound performance by a UM player since Reggie Johnson's 20-rebound effort against FAU on March 16, 2011.

VASILJEVIC AMONG ACC 3-PT LEADERS

DJ Vasiljevic is 36-for-85 (42.4%) from 3-point range and averaging 12.5 ppg. He ranks third in the ACC in 3-pointers per game (2.77) and seventh in 3-point field goal percentage.

He has hit at least one 3-pointer in 26 consecutive

games (longest current streak in ACC). It is tied for the sixth-longest streak at UM with Steven Edwards (1993). He would match Davon Reed (2016-17) for the fifth-longest streak if he hits a 3-pointer at Louisville.

Vasiljevic led the ACC in 3-point field goal percentage last season (41.1%), becoming the fifth Hurricane to top the conference in 3-point shooting (first since Malcolm Grant in 2011).

MACK PROVIDING VALUABLE MINUTES

Anthony Mack has given Miami valuable minutes off the bench in the last four games, averaging 19.8 minutes and 5.5 points per game. He played a season-high 27 minutes against NC State.

Mack recorded six points and four boards in 17 minutes against HBU and followed it up with eight points in a season-high 21 minutes against FAU.

He scored five total points in 33 minutes while playing in five of UM's first nine games.

NOTING THE NC STATE GAME

- Miami lost for just the fourth time when scoring 80 or more points under Jim Larrañaga (48-4 record).
- The Canes committed seven turnovers, the fewest by an NC State opponent this season (previous was 11 by Wisconsin on Nov. 27).
- Miami went 7-41 in the second half without a field goal while NC State went on a 17-2 run. UM hit just three field goals in the game's final 9:52.
- UM was out-rebounded 51-29, marking the second-largest rebounding disparity (-22) during the Larrañaga tenure. The largest in Larrañaga's eight seasons was 26 against Arizona on Dec. 23, 2012.
- Zach Johnson scored 21 points and has scored 1,525 career points (1,344 at Florida Gulf Coast, 171 at Miami).
- Chris Lykes scored a career-high 28 points, topping his previous best of 22, set in the season opener against Lehigh (Nov. 9).
- Lykes' 28-point performance marked the most points by a UM player since Bruce Brown scored 30 points against North Carolina on Jan. 28, 2017.
- With 10 points and 11 rebounds, Ebuka Izundu recorded his sixth career double-double, including five this season.
- DJ Vasiljevic went 1-for-4 from 3-point range, connecting from long range for the 26th straight game, which is the longest current streak in the ACC.
- It ranks as the sixth-longest streak of games with a 3-pointer in program history.
- Anthony Mack played a season-high 27 minutes.

SUCCESS AT 70 POINTS

Miami has eclipsed the 70-point plateau in 12 of 13 games this season. The Canes are 8-4 in those games this year.

UM went 16-3 when scoring 70-plus points last season. The Canes are 113-19 when scoring 70 or more points under Larrañaga and 48-4 when breaking the 80-point barrier.

GAK OUT FOR SEASON

Redshirt freshman forward Deng Gak will miss the remainder of the season after suffering a left-knee injury on Dec. 1 against Yale.

He had surgery Dec. 18 to repair the injured knee.

He averaged 2.5 ppg and 4.1 rpg in eight games. He made his first career start against Yale and played a season-high 19 minutes in that contest.

CAREER STATISTICS VS. LOUISVILLE

	GP-S	PPG	RPG	APG	BPG	SPG
Hernandez	2-2	11.0	7.5	0.5	0.5	0.5
Izundu	2-0	5.0	3.0	0.5	0.5	0.5
Lawrence	3-1	4.0	3.7	1.7	0.7	0.3
Lykes	1-0	9.0	0.0	4.0	0.0	1.0
Vasiljevic	2-0	1.5	0.0	0.0	0.0	0.5
Waardenburg	1-0	0.0	7.0	1.0	1.0	0.0

THE WATSCO ADVANTAGE

Miami has defended its home turf well in recent years, winning 44 of its last 51 games at the Watsco Center. The Canes are 94-27 (.777) at home under Jim Larrañaga.

Miami had its 19-game home non-conference win streak snapped on Nov. 28 in a 57-54 defeat to Rutgers. The streak dated to a 78-77 loss to Northeastern on Nov. 27, 2015.

In its 17th year at the Watsco Center (formerly BankUnited Center), Miami is 187-71 (.725) on its home court.

In eight years under Larrañaga, Miami is 44-19 in ACC action at home and 50-8 in non-conference play.

Miami at Watsco Center Under Jim Larrañaga

Year	Overall	N-C	ACC
2011-12	14-4	8-2	6-2
2012-13	14-1	6-0	8-1
2013-14	8-8	5-2	3-6
2014-15	12-6	7-2	5-4
2015-16	15-1	6-1	9-0
2016-17	14-2	7-0	7-2
2017-18	11-3	5-0	6-3
2018-19	6-2	6-1	0-1
Totals	94-27	50-8	44-19

CANES TO VISIT ITALY IN AUGUST

The UM men's basketball team will head abroad next summer as the Canes will take a foreign tour of Italy from August 9-18, 2019.

The 10-day tour will include visits to Rome, Florence and Como. The Canes are scheduled to play four exhibition games, with at least one at each stop on the trip. The opponents are yet to be determined.

Once every four years, college basketball programs are permitted to embark on a foreign tour and given 10 extra summer practices to prepare. Miami's last foreign tour was to Spain in 2014.

CANES START SEASON AGAINST LEAGUE FAVORITES

Miami opened its season with three straight games against teams that were picked to win their respective conferences.

Lehigh was chosen as the preseason favorites in the Patriot League. Stephen F. Austin was picked to repeat as the Southland Conference champion, while Bethune-Cookman was selected as the preseason MEAC favorite.

MILLER JR. TO REDSHIRT

Junior center Rodney Miller Jr. will redshirt the 2018-19 season.

Miller lost 25 pounds during the offseason.

He averaged 1.1 points in 3.6 minutes per game in 30 games during his first two seasons.

QUICK FACTS

Location	Coral Gables, Fla.
Enrollment	17,348
Founded	1925
Nickname	Hurricanes
Colors	Orange (PMS 1665), Green (3435) and White
President	Dr. Julio Frenk
Director of Athletics	Blake James
Conference	Atlantic Coast (joined 2004)
Arena/Capacity	Watsco Center/7,972
Press Row	305-284-2111

COACHING STAFF

Head Coach	Jim Larrañaga (Providence, '71)
Record at Miami	169-84 (8th season)
Career Record	639-418 (35th season)
Assoc. Head Coach	Chris Caputo (Westfield [Mass.] St, '02)
Assistant Coach	Alvin "Pooh" Williamson (Tulsa, '95)
Assistant Coach	Adam Fisher (Penn State, '06, '09)
Dir of BB Ops	Lamont Franklin (UNC Wilmington, '97)
Associate Director of Ops	Jeff Dyer (Delaware, '14)
Strength & Conditioning Coach	Casey Cathrall (Ithaca, '12)
Assistant Athletic Trainer	Javier Jimenez (Temple, '06)

PROGRAM HISTORY

First Year of Basketball	1926
All-Time Record	1,040-754 (.580)
Under Jim Larrañaga	169-84 (.668; 8 years)
All-Time ACC Record	118-119 (.498)
Under Jim Larrañaga	75-50 (.600)
ACC Regular-Season Championships	1 (2013)
ACC Tournament Championships	1 (2013)
NCAA Tournament Appearances	10
1960, '98, '99, 2000, '02, '08, '13, '16, '17, '18	
All-Time Record in NCAA Tournament	8-10
Last NCAA Postseason Finish	2018 First Round
NIT Appearances	12
1961, '63, '64, '95, '97, 2001, '05, '06, '09, '11, '12, '15	
All-Time Record in NIT	11-12
Last NIT Finish	2015 Runner-Up

CANES IN PRO BASKETBALL/FOOTBALL

Years at Miami in parentheses

NBA

Bruce Brown Jr. (2016-18)	Detroit Pistons
Lonnie Walker IV (2017-18)	San Antonio Spurs

NFL

Jimmy Graham (2005-09)	Green Bay Packers
Erik Swoope (2010-14)	New Orleans Saints

G-League

Kamari Murphy (2015-17)	Long Island Nets
Davon Reed (2013-17)	Fort Wayne Mad Ants
Angel Rodriguez (2014-16)	Rio Grande Valley Vipers
Durand Scott (2009-13)	Long Island Nets

International

Rion Brown (2010-14)	Promitheas (Greece)
Ivan Cruz Uceda (2014-16)	Bilbao Basket (Spain)
Guillermo Diaz (2003-06)	San Lorenzo de Almagro
	(Argentina)
Julian Gamble (2008-13)	Nanterre 92 (France)
Malcolm Grant (2009-12)	KK Morнар Bar (Montenegro)
Tonye Jekiri (2012-16)	Gaziantep Basketbol (Turkey)
Reggie Johnson (2009-13)	Rain or Shine Elasto Painters
	(Philippine Basketball League)
DeQuan Jones (2008-12)	Hapoel Holon
	(Israeli Premier League)
Kenny Kadji (2011-13)	Tofaş (Turkey)
Shane Larkin (2011-13)	Anadolu Efes (Turkey)
Trey McKinney Jones (2011-13)	Chiba Jets Funabashi
	(Japanese B.League)

WHO'S GONE

Miami lost three players from its 2017-18 squad, each of whom started at least 18 games: Lonnie Walker IV, Bruce Brown Jr. and Ja'Quan Newton.

Walker was an Honorable Mention All-ACC pick and ACC All-Freshman Team honoree last year. He was selected 18th overall in the NBA Draft by the San Antonio Spurs.

Brown started 19 games before missing the remainder of the season with a foot injury. He was picked 42nd overall in the NBA Draft by Detroit.

Newton played in 127 career games (seventh in program history) and finished with 1,134 career points.

PROGRAM EARNS PERFECT GSR

The Miami men's basketball program earned its first perfect GSR rating, coming in 19 percent above the NCAA average of 81 percent.

The GSR measures graduation rates at Division I institutions and includes students transferring into the institutions. The most recent Division I Graduation Success Rates are based on the four entering classes from 2008-09 to 2011-12.

HIGH SCHOOL TEAMMATES REUNITE

With the transfers of Zach Johnson and Anthony Mack, Miami now has two pairs of high school teammates on its roster this season.

Johnson reunites with Dewan Hernandez, with whom he played two seasons and won two state championships at Norland High School.

Mack is back together with Deng Gak, with whom he played two seasons at Blair Academy in New Jersey.

HUELL BECOMES HERNANDEZ

The name is unfamiliar, but Dewan Hernandez remains a familiar face for the Canes. Formerly Dewan Huell, Hernandez legally changed his last name in the offseason.

The switch was made to honor his mother, Christina Hernandez, and was officially finalized in mid-October.

HERNANDEZ LOOKS TO BUILD ON BREAKOUT SOPHOMORE SEASON

Dewan Hernandez is looking to take another step in his junior season. Last season, Hernandez more than doubled his numbers in scoring and rebounding from his freshman campaign.

Hernandez entered his name in the NBA Draft following the season but withdrew following consultations with NBA officials.

He finished second on the team in scoring at 11.4 ppg (5.6 as frosh) last year and also averaged 6.6 rebounds per game (3.1 as frosh).

TEAM CAPTAINS

Miami has six team co-captains this season: Dewan Hernandez, Ebuka Izundu, Zach Johnson, Anthony Lawrence II, Chris Lykes and DJ Vasiljevic.

Hernandez, Lawrence and Vasiljevic are team captains for the second straight season.

SELLING OUT THE WATSCO CENTER

Miami sold out its season ticket allotment for all home games at the Watsco Center for each of the last three seasons.

Fans bought over 5,500 season tickets for each of the last three years, more than doubling the total number of season tickets sold in Jim Larrañaga's first

CANES SIGN TWO TO 2019-20 NLI

Miami announced Nov. 14 the signing of Anthony Walker and Isaiah Wong to National Letters of Intent for the 2019-20 school year.

Walker and Wong each are four-star recruits who are rated among the top 100 players nationally in the latest Rivals recruiting rankings. Walker is a 6-foot-9, 210-pound power forward from Nottingham, Md., and Wong is a 6-foot-3, 170-pound guard from Trenton, N.J.

Isaiah Wong (6-3, 170, Guard, Trenton, N.J.)

- Athletic combo guard is consensus 4-star recruit
- Ranked No. 71 nationally, No. 10 guard by Rivals
- Also ranked No. 78 nationally, No. 16 guard and No. 3 recruit in New Jersey on ESPN100 list
- 22.2 ppg, 6.9 rpg, 3.3 apg last year for Monsignor Bonner/Archbishop Prendergast Catholic HS
- Played for AAU team WE-R1 last year; averaged 19.3 ppg and shot 45 percent from 3-point range
- Picked Miami over Villanova, UConn, Clemson and Pittsburgh

Anthony Walker (6-9, 210, F, Nottingham, Md.)

- Rated as 4-star recruit by Rivals; listed No. 76 nationally by Rivals and No. 17 power forward
- Helped Perry Hall (Baltimore, Md.) to back-to-back state championships, including its first-ever state championship in 2016-17
- Averaged 18.0 ppg and 7.0 rpg for Perry Hall
- Transferred to Brewster Academy for senior year
- Plays for Baltimore's Team BBC AAU program
- Picked Miami over Pitt, Illinois and Boston College

season in Coral Gables.

Season Tickets Per Year (Under Larrañaga)

2017-18: 5,986	2016-17: 5,965	2015-16: 5,500
2014-15: 3,427	2013-14: 3,674	2012-13: 2,372
2011-12: 2,251		

COACHING COORDINATORS

Miami's assistant coaching staff is set up in a coordinator system. Adam Fisher serves as the team's offensive coordinator, while Chris Caputo handles the defense. Pooh Williamson manages the scout for every opponent.

PROCTOR JOINS ROSTER AS WALK-ON

Dominic Proctor joined the roster as a walk-on just prior to the start of the regular season.

A 6-foot-6 guard, Proctor played at Bishop Gorman High School in Las Vegas, where he won a pair of state championships.

He was the 14th-ranked player in Nevada in 2017 according to 24/7 Sports and the 103rd-ranked shooting guard in the nation per 24/7.

ANOTHER 20-WIN CAMPAIGN UNDER LARRAÑAGA

Miami recorded 22 wins last season, its sixth 20-win campaign in seven years under Jim Larrañaga, and tied for the 10th most wins in a season in school history.

He is the first coach in program history to post six 20-win seasons. Bruce Hale (1954-67) recorded five 20-win campaigns from 1954-67.

IN THE POLLS (DEC. 31)

ASSOCIATED PRESS

Rk	Team	Record	Points	Prev
1	Duke (35)	11-1	1530	1
2	Michigan (9)	13-0	1478	2
3	Tennessee (12)	11-1	1469	3
4	Virginia (4)	11-0	1428	4
5	Kansas (4)	11-1	1378	5
6	Nevada	13-0	1317	6
7	Gonzaga	12-2	1200	7
8	Michigan State	11-2	1146	8
9	Florida State	11-1	1063	9
10	Virginia Tech	11-1	934	10
11	Texas Tech	11-1	893	11
12	Auburn	11-2	820	12
13	Kentucky	10-2	799	16
14	Ohio State	12-1	769	13
15	North Carolina	9-3	744	14
16	Marquette	11-2	595	18
17	Mississippi State	12-1	572	19
18	NC State	12-1	424	20
19	Houston	13-0	368	22
20	Buffalo	12-1	353	21
21	Indiana	11-2	330	23
22	Wisconsin	10-3	250	15
23	Oklahoma	11-1	244	25
24	Nebraska	11-2	204	NR
25	Iowa	11-2	182	24

Others receiving votes: Arizona State 116, Kansas State 61, Villanova 43, Seton Hall 24, TCU 20, Cincinnati 14, Iowa State 10, Florida 6, Purdue 6, Toledo 5, Louisville 3, St. John's 1, North Texas 1.

USA TODAY COACHES

Rk	Team	Record	Points	Prev
1	Duke (10)	11-1	759	2
2	Virginia (11)	11-0	757	1
3	Tennessee (7)	11-1	734	3
4	Michigan (4)	13-0	729	4
5	Nevada	13-0	655	6
6	Kansas	11-1	643	5
7	Michigan State	11-2	593	7
8	Gonzaga	12-2	577	8
9	Florida State	11-1	518	9
10	Virginia Tech	11-1	490	10
11	Texas Tech	11-1	442	13
12	Ohio State	12-1	413	11
13	Auburn	11-2	403	11
14	Kentucky	10-2	391	15
15	North Carolina	9-3	374	14
16	Mississippi State	12-1	299	17
17	Houston	13-0	233	19
18	Marquette	11-2	211	20
19	NC State	12-1	179	24
20	Buffalo	12-1	134	22
21	Iowa	11-2	134	21
22	Indiana	11-2	128	25
23	Wisconsin	10-3	117	16
23	Nebraska	11-2	117	23
25	Oklahoma	11-1	96	NR

Others receiving votes: Arizona State 71; Villanova 37; Cincinnati 34; TCU 27; Kansas State 26; Iowa State 23; Seton Hall 18; Florida 12; UCF 9; Purdue 7; Furman 5; North Texas 3; St. John's 1; Toledo 1.

2018-19 Miami opponents listed in *italics*

MIAMI IN THE POLLS

Date	AP	USA Today	NET	KenPom
Pre	RV (10)	RV (2)	-	21
Nov. 12	RV (16)	n/a	-	20
Nov. 19	RV (18)	RV (22)	-	22
Nov. 26	RV (10)	RV (30)	63	22
Dec. 3	NR	NR	84	35
Dec. 10	NR	NR	107	45
Dec. 17	NR	NR	103	46
Dec. 24	NR	NR	80	48
Dec. 31	NR	NR	92	56

*NOTE: Votes in parentheses

DRAFT SUCCESS

For just the third time in program history, Miami had two student-athletes selected in the NBA Draft last season. The others were 1968 and 1970.

Lonnie Walker IV was chosen 18th overall by the San Antonio Spurs.

Bruce Brown Jr. was picked in the second round by Detroit with the 42nd overall pick.

Brown made his NBA debut on Opening Night with a start against Brooklyn. Walker has yet to play because of injury.

10 COMMITMENTS OF MIAMI BASKETBALL

- We will set our defense every time.
- We will pressure the man with the ball.
- We will pack the lane to prevent penetration.
- We will contest all shots, hands high. Without fouling.
- We will block out, rebound and run.
- We will run for layups and open threes.
- We will share the ball.
- We will penetrate the defense.
- We will create good shots both inside and outside.
- We will attack the offensive boards.

LARRAÑAGA 11TH IN WINS AMONG ACTIVE D-I NCAA COACHES

Entering the season, Jim Larrañaga ranked 11th in career wins among active Division I coaches with 631. Of those 11, four are in the Naismith Memorial Basketball Hall of Fame, including three from the Atlantic Coast Conference.

Now in his 35th season as a head coach, Larrañaga ranks 44th in all-time NCAA victories among Division I head coaches.

In his career, Larrañaga won 27 games at American International, 170 at Bowling Green and 273 at George Mason, and he now has 162 at Miami. He is one of 15 coaches all-time with 100 or more wins at three D-I schools, four of whom are actively coaching.

WINNINGEST ACTIVE COACHES* (minimum five years as Division I head coach)

Rank	Coach	Wins
1.	Mike Krzyzewski, Duke	1,100
2.	Jim Boeheim, Syracuse	926
3.	Bob Huggins, West Virginia	845
4.	Roy Williams, North Carolina	842
5.	Rick Byrd, Belmont	778
6.	Cliff Ellis, Coastal Carolina	749
7.	John Beilein, Michigan	724
8.	John Calipari, Kentucky	678
9.	Rick Barnes, Tennessee	661
10.	Bill Self, Kansas	654
11.	Jim Larrañaga, Miami	631

*as of start of 2018-19 season

MIAMI'S RECORD WHEN ...

Record	2018-19		Larranaga	
	All	ACC	At UM	ACC
All games	8-5	0-1	169-84	75-50
Home	6-2	0-1	94-27	44-19
Away	0-1	0-0	48-37	31-31
Neutral	2-2	-	28-20	-
November	5-2	-	40-11	-
December	3-2	-	36-12	2-1
January	0-1	0-1	30-23	28-23
February	0-0	0-0	38-21	38-21
March	0-0	0-0	25-16	8-5
April	0-0	-	0-1	0-0
vs. Top-10 opponents	0-0	0-0	8-15	7-12
vs. Top-25 (includes Top-10)	0-1	0-1	19-36	13-26
vs. RV opponents (either poll)	0-0	0-0	14-6	7-2
vs. Teams over .500 on game day	4-4	0-1	107-75	56-44
vs. Teams under .500 on game day	2-0	0-0	38-7	15-6
vs. Teams at .500 on game day	2-1	0-0	20-2	4-0
While UM in Top 25	0-0	0-0	58-25	29-17
While UM is RV (only)	5-3	0-0	50-18	20-9
Leading at halftime	6-2	0-1	127-19	53-15
Trailing at halftime	2-2	0-0	33-58	18-31
Tied at halftime	0-1	0-0	9-7	3-4
In overtime games	0-0	0-0	8-8	5-4
Single overtime	0-0	0-0	5-6	3-2
Double overtime	0-0	0-0	3-1	2-1
Leading w/2:00 left in regulation	8-0	0-0	155-10	67-5
Trailing w/2:00 left in regulation	0-4	0-1	11-70	6-44
Tied w/2:00 left in regulation	0-1	0-0	3-2	1-1
UM shoots 50% or better from field	5-1	0-0	71-8	24-3
UM shoots 40-49% from field	2-3	0-1	79-28	42-22
UM shoots under 40% from field	1-1	0-0	20-48	9-25
Opp. shoots 50% or better from field	0-3	0-0	14-30	9-17
Opp. shoots 40-49% from field	3-2	0-1	72-36	37-21
Opp. shoots under 40% from field	5-0	0-0	85-17	30-11
UM shoots 70% or better from line	5-2	0-0	103-41	46-24
UM shoots less than 70% from line	3-3	0-1	66-42	38-24
UM makes more 3-point FGs	5-3	0-0	92-35	41-26
UM makes fewer 3-point FGs	1-2	0-1	48-35	24-20
3-point FGs are even	2-0	0-0	20-7	10-4
4+ Canes in double figures	7-4	0-1	88-21	35-13
3 Canes in double figures	1-1	0-0	61-29	32-13
2 or fewer Canes in double figures	0-0	0-0	20-34	8-24
Outrebounding opponent	5-1	0-0	110-28	42-18
Opp. outrebounds UM	2-4	0-1	51-55	30-31
Tied in rebounds	1-0	0-0	7-1	3-1
UM records 10 or more steals	2-0	0-0	23-6	7-3
UM records 15 or more assists	3-0	0-0	56-5	24-4
UM commits fewer than 15 turnovers	6-4	0-1	143-66	64-42
UM commits 15 or more turnovers	2-1	0-0	24-11	9-8
UM commits fewer turnovers than opp.	7-3	0-1	95-32	42-18
UM commits more turnovers than opp.	1-1	0-0	56-35	24-22
Tied in turnovers	0-1	0-0	15-16	9-10
UM scores 59 points or fewer	0-1	0-0	13-39	7-24
UM scores 60-69 points	0-0	0-0	42-26	23-12
UM scores 70-79 points	4-2	0-0	66-15	28-11
UM scores 80-89 points	3-2	0-1	34-3	12-2
UM scores 90-99 points	1-0	0-0	13-1	4-1
UM scores 100 or more points	0-0	0-0	1-0	0-0
Playing during morning	2-0	0-0	3-1	-
Playing during afternoon	3-0	0-0	55-29	31-21
Playing in evening (5 p.m. or later)	3-5	0-1	109-53	44-29
Games decided by 3 points or fewer	1-2	0-0	23-17	14-10
Games decided by 4-10 points	2-2	0-1	52-35	28-26
Games decided by 11-19 points	1-1	0-0	54-23	22-9
Games decided by 20+ points	4-0	0-0	40-8	11-4

TEAM HIGHS/LOWS

MIAMI - TEAM GAME HIGHS

POINTS	96	STEPHEN F. AUSTIN (11/13/18)
FG MADE	37	STEPHEN F. AUSTIN (11/13/18)
FIELD GOAL ATT.	69	STEPHEN F. AUSTIN (11/13/18)
FIELD GOAL PCT.	.545 (24-44)	CAMPBELL (12/29/18)
	.545 (30-55)	vs Seton Hall (11/25/18)
	.545 (30-55)	vs La Salle (11/22/18)
3 PT FG MADE	14	LEHIGH (11/9/18)
3 PT FG ATT.	32	LEHIGH (11/9/18)
3 PT FG PCT.	.500 (12-24)	STEPHEN F. AUSTIN (11/13/18)
FT MADE	23	LEHIGH (11/9/18)
FT ATT.	32	LEHIGH (11/9/18)
FT PCT.	.833 (15-18)	vs Yale (12/1/18)
REBOUNDS	45	LEHIGH (11/09/18)
ASSISTS	22	STEPHEN F. AUSTIN (11/13/18)
STEALS	10	FLORIDAATLANTIC (12/22/18)
	10	STEPHEN F. AUSTIN (11/13/18)
BLOCKED SHOTS	9	LEHIGH (11/9/18)
TURNOVERS	19	vs La Salle (11/22/18)
FOULS	20	vs Fresno State (11/23/18)

OPPONENT - GAME HIGHS

POINTS	89	at Penn (12/4/18)
FG MADE	34	at Penn (12/4/18)
	34	vs Seton Hall (11/25/18)
FIELD GOAL ATT.	65	vs Seton Hall (11/25/18)
FIELD GOAL PCT.	.596 (34-57)	at Penn (12/4/18)
3 PT FG MADE	13	at Penn (12/4/18)
3 PT FG ATT.	32	CAMPBELL (12/29/18)
3 PT FG PCT.	.565 (13-23)	at Penn (12/4/18)
FT MADE	14	NC STATE (1/3/19)
FT ATT.	21	LEHIGH (11/9/18)
FT PCT.	.857 (6-7)	STEPHEN F. AUSTIN (11/13/18)
REBOUNDS	51	NC STATE (1/3/19)
ASSISTS	23	at Penn (12/4/18)
STEALS	12	CAMPBELL (12/29/18)
BLOCKED SHOTS	8	RUTGERS (11/28/18)
TURNOVERS	20	vs Fresno State (11/23/18)
FOULS	25	vs Fresno State (11/23/18)

MIAMI - GAME LOWS

POINTS	54	RUTGERS (11/28/18)
FG MADE	22	RUTGERS (11/28/18)
FIELD GOAL ATT.	44	CAMPBELL (12/29/18)
FIELD GOAL PCT.	.338 (22-65)	RUTGERS (11/28/18)
3 PT FG MADE	6	at Penn (12/4/18)
	6	vs Yale (12/1/18)
3 PT FG ATT.	19	vs La Salle (11/22/18)
3 PT FG PCT.	.231 (6-26)	vs Yale (12/1/18)
FT MADE	3	RUTGERS (11/28/18)
FT ATT.	7	RUTGERS (11/28/18)
FT PCT.	.429 (3-7)	RUTGERS (11/28/18)
REBOUNDS	24	at Penn (12/4/18)
ASSISTS	10	at Penn (12/4/18)
STEALS	2	at Penn (12/4/18)
BLOCKED SHOTS	1	NC STATE (1/3/19)
	1	vs Fresno State (11/23/18)
TURNOVERS	7	at Penn (12/4/18)
FOULS	11	STEPHEN F. AUSTIN (11/13/18)

OPPONENT - GAME LOWS

POINTS	49	vs La Salle (11/22/18)
FG MADE	20	FLORIDAATLANTIC (12/22/18)
FIELD GOAL ATT.	55	HOUSTON BAPTIST (12/19/18)
FIELD GOAL PCT.	.333 (20-60)	FLORIDAATLANTIC (12/22/18)
3 PT FG MADE	2	vs La Salle (11/22/18)
3 PT FG ATT.	13	STEPHEN F. AUSTIN (11/13/18)
3 PT FG PCT.	.080 (2-25)	vs La Salle (11/22/18)
FT MADE	3	RUTGERS (11/28/18)
FT ATT.	6	RUTGERS (11/28/18)
FT PCT.	.500 (3-6)	RUTGERS (11/28/18)
REBOUNDS	28	vs La Salle (11/22/18)
ASSISTS	6	LEHIGH (11/9/18)
STEALS	3	FLORIDAATLANTIC (12/22/18)
BLOCKED SHOTS	0	CAMPBELL (12/29/18)
	0	FLORIDAATLANTIC (12/22/18)
TURNOVERS	9	at Penn (12/4/18)
FOULS	13	RUTGERS (11/28/18)

INDIVIDUAL HIGHS/LOWS

MIAMI INDIVIDUAL GAME HIGHS

Points	28	Chris Lykes vs NC State (1/3/19)
Field Goals Made	11	Ebuka Izundu vs Stephen F. Austin (11/13/18)
Field Goal Att.	17	Chris Lykes vs Lehigh (11/9/18)
FG Pct (min 5 made)	1.000 (5-5)	Ebuka Izundu vs La Salle (11/22/18)
3-Point FG Made	5	Zach Johnson vs Campbell (12/29/18)
3-Point FG Att.	10	DJ Vasiljevic vs HBU (12/19/18)
	10	DJ Vasiljevic vs Yale (12/1/18)
Free Throws Made	8	Chris Lykes vs Lehigh (11/9/18)
Free Throw Att.	11	Zach Johnson vs Fresno State (11/23/18)
	11	Chris Lykes vs Lehigh (11/9/18)
Rebounds	19	Ebuka Izundu vs Stephen F. Austin (11/13/18)
Assists	8	Anthony Lawrence vs. FAU (12/22/18)
Steals	3, 9 times	
Blocked Shots	4	Ebuka Izundu vs HBU (12/19/18)
	4	Ebuka Izundu vs Stephen F. Austin (11/13/18)
Turnovers	6	Chris Lykes vs Campbell (12/29/18)
Minutes	39	Chris Lykes vs Lehigh (11/9/18)

OPPONENT INDIVIDUAL GAME HIGHS

Points	29	Miye Oni, Yale (12/1/18)
	29	Malik Maitland, Bethune-Cookman (11/17/18)
Field Goals Made	11	Malik Maitland, Bethune-Cookman (11/17/18)
Field Goal Att.	21	Chris Clemons, Campbell (12/29/18)
	21	Braxton Huggins, Fresno State (11/23/18)
FG Pct (min 5 made)	1.000 (8-8)	Michael Nzei, Seton Hall (11/25/18)
3-Point FG Made	5	Michael Adger, FAU (12/22/18)
	5	Oliver Lynch-Daniels, HBU (12/19/18)
	5	Michael Wang, at Penn (12/4/18)
	5	Braxton Huggins, Fresno State (11/23/18)
	5	Malik Maitland, Bethune-Cookman (11/17/18)
3-Point FG Att.	12	Myles Powell, Seton Hall (11/25/18)
Free Throws Made	8	Miye Oni, Yale (12/1/18)
Free Throw Att.	10	Miye Oni, Yale (12/1/18)
Rebounds	15	Nate Grimes, Fresno State (11/23/18)
Assists	6	Braxton Beverly, vs NC State (1/3/19)
	6	AJ Brodeur, at Penn (12/4/18)
	6	Geo Baker, Rutgers (11/28/18)
	6	Sam Bittner, Fresno State (11/23/18)
Steals	3, 7 times	
Blocked Shots	4	Nate Grimes, Fresno State (11/23/18)
Turnovers	8	Lance Tejada, Lehigh (11/9/18)

MIAMI'S LARGEST IN 2018-19

Lead.....	40 (2H) vs. Stephen F. Austin, 11/13
Deficit.....	19 (2H) at Penn, 12/4
Halftime Lead	31 vs. La Salle, 11/22
Halftime Deficit	14 at Penn, 12/4
Margin of Victory	38 vs. Stephen F. Austin, 11/13
Margin of Defeat	14 at Penn, 12/4
Deficit in Win	7 (1H) vs. Bethune-Cookman, 11/17
Halftime Deficit in Win	4 vs. Fresno State, 11/23
Lead in Loss	15 (2H) vs. Yale, 12/1
Halftime Lead in Loss	10 vs. Yale, 12/1
Most Points in First Half.....	53 vs. Stephen F. Austin, 11/13
Fewest Points in First Half.....	24 vs. Rutgers, 11/28
Opponent Most Points in 1st Half.....	50 at Penn, 12/4
Opponent Fewest Points in 1st Half.....	23 vs. FAU, 12/22
Most Points in 2nd Half.....	48 vs. Bethune-Cookman, 11/17
Fewest Points in 2nd Half.....	24 vs. Yale, 12/1
Opponent Most Points in 2nd Half.....	50 vs. NC State, 1/3
Opponent Fewest Points in 2nd Half.....	26 vs. SFA, 11/13

MIAMI'S MOST POINTS FROM

Turnovers.....	30 vs. SFA, 11/13
Paint	46 vs. SFA, 11/13
Second Chance	17 vs. HBU, 12/19 and SFA, 11/13
Fast Break	14 vs. NC State, 1/3
Bench	26, 3 times, last vs. NC State, 1/3

OPPONENTS' MOST POINTS FROM

Turnovers.....	19, vs. Seton Hall, 11/25
Paint	56 vs. Seton Hall, 11/25
Second Chance	19 vs. NC State, 1/3
Fast Break	14 at Penn, 12/4
Bench	36 at Penn, 12/4

2018-19 STARTERS BY GAME

Opp.	Guard	Guard	Guard	Forward	Center
Lehigh	Lykes	Vasiljevic	Lawrence	Waaardenburg	Izundu
SFA	Lykes	Vasiljevic	Lawrence	Waaardenburg	Izundu
BCU	Lykes	Vasiljevic	Lawrence	Waaardenburg	Izundu
La Salle	Lykes	Vasiljevic	Lawrence	Waaardenburg	Izundu
Fresno	Lykes	Vasiljevic	Lawrence	Waaardenburg	Izundu
S. Hall	Lykes	Vasiljevic	Johnson	Lawrence	Izundu
Rutgers	Lykes	Vasiljevic	Johnson	Lawrence	Izundu (2; 0-2)
Yale	Lykes	Johnson	Lawrence	Gak	Izundu (1; 0-1)
Penn	Lykes	Vasiljevic	Lawrence	Waaardenburg	Izundu
HBU	Lykes	Vasiljevic	Lawrence	Waaardenburg	Izundu
FAU	Lykes	Vasiljevic	Lawrence	Waaardenburg	Izundu
Campbell	Lykes	Vasiljevic	Lawrence	Waaardenburg	Izundu
NC State	Lykes	Vasiljevic	Lawrence	Waaardenburg	Izundu (10; 8-2)

THE LAST TIME ...

Player Scored 30 Points

Miami Bruce Brown (30) vs. North Carolina, 1/28/17
Opponent Joel Berry (31) at North Carolina, 2/27/18

Player Scored 35 Points

Miami Jack McClinton (35) vs. North Carolina, 3/15/09
Opponent Xavier Rathan-Mayes (35) vs. Florida State, 2/25/15

Player Scored 40 Points

Miami Darius Rice (43) vs. Connecticut, 1/20/03
Opponent Sean Singletary (41) vs. Virginia, 3/1/08

Two Players Scored 20 Points

Miami Chris Lykes (28), Zach Johnson (21), vs. NC State, 1/3/19
Opponent Braxton Huggins (28), Deshon Taylor (25), Fresno State, 11/23/18

Three Players Scored 20 Points

Miami Dwayne Collins (23), Brian Asbury (21), Jack McClinton (20) vs. Virginia Tech, 1/25/09
Opponent Travis Mays (40), Alvin Heggs (22), Lance Blanks (21), Texas, 2/22/89

Five (not 5+) Players Scored in Double Figures

Miami Chris Lykes (18), DJ Vasiljevic (15), Zach Johnson (12), Ebuka Izundu (10), Sam Waardenburg (10) vs. La Salle, 11/22/18
Opponent Justin Robinson (15), Chris Clarke (13), Ahmed Hill (12), Seth Allen (10), Zach LeDay (10) vs. Virginia Tech, 2/9/17

Six (not 6+) Players Scored in Double Figures

Miami Chris Lykes (18), Ja'Quan Newton (15), Dewan Huell (14), Lonnie Walker (13), Ebuka Izundu (12), DJ Vasiljevic (10) at North Carolina, 2/27/18
Opponent Phil Cofer (21), Braian Angola (18), CJ Walker (17), Terance Mann (14), MJ Walker (13), Christ Koumadje (13) at Florida State, 1/27/18

Seven+ Players Scored in Double Figures

Miami Sheldon McClellan (18), Ja'Quan Newton (15), James Palmer (14), Ebuka Izundu (11) Angel Rodriguez (11), Ivan Cruz Uceda (10), Anthony Lawrence Jr. (10) vs. Mississippi State 11/19/15

Player Grabbed 15 Rebounds

Miami Ebuka Izundu (19), vs. Stephen F. Austin, 11/13/18
Opponent Brice Johnson (15) vs. North Carolina, 2/20/16

Player Grabbed 20 Rebounds

Miami Reggie Johnson (20), vs. Florida Atlantic, 3/16/11
Opponent Kelly Wise (21), vs. Memphis, 12/21/00

Two Players Grabbed 10 Rebounds

Miami Dewan Huell (12) and Bruce Brown (11), vs. Louisville, 1/24/18
Opponent Luke Maye (13) and Theo Pinson (11), vs. North Carolina, 3/9/18

Three Players Grabbed 10 Rebounds

Miami Mark Richardson (11), Eric Brown (10), Joe Wylie (10) vs. FIU, 3/6/89
Opponent Matt Harpring (12), Dion Glover (10), Michael Maddox (10), Ga. Tech, 12/27/97

Player Had 10 Assists

Miami Bruce Brown (10), vs. Gardner-Webb, 11/10/17
Opponent John Gillon (11), at Syracuse, 1/4/17

Player Had 10 Blocks

Miami Anthony King (10) vs. Florida Atlantic, 11/29/04
Opponent Jarvis Varnado (10), Mississippi State, 12/13/07

Player Had a Double-Double

Miami Ebuka Izundu (10 pts, 11 reb), vs. NC State, 1/3/19
Opponent Andrew Eudy (14 pts, 11 reb), Campbell, 12/29/18

Player Had a Triple-Double

Miami Bruce Brown (10 pts, 11 reb, 11 ast), vs. Gardner-Webb, 11/10/17
Opponent Brendan Haywood (18 pts, 14 reb, 10 blks), North Carolina, 12/4/00

Two Players Had Double-Doubles

Miami Kamari Murphy (11 pts, 13 reb) & Davon Reed (10 pts, 12 reb) vs. Buffalo, 3/17/16
Opponent Theo Pinson (25 pts, 11 ast) & Luke Maye (14 pts, 10 reb), at UNC, 2/27/18

Team Scored 100 Points

Miami 105 vs. Mississippi State, 11/19/15
Opponent 103 at Florida State, 1/27/18

Team Scored 90-99 Points

Miami 96 vs. Stephen F. Austin, 11/13/18
Opponent 96 at Wake Forest, 1/18/17

Team Scored 50 Points in a Half

Miami 53 (1st half) vs. Stephen F. Austin, 11/13/18
Opponent 50 (1st half) at Penn, 12/4/18

Team Shot 50 Percent in Both Halves

Miami .583 (14-24) / .500 (10-20), vs. Campbell, 12/29/18
Opponent .655 (19-29) / .536 (15-28), at Penn, 12/4/18

Team Shot 60 Percent in a Half

Miami .667 (16-24), first half, vs. Seton Hall, 11/25/18
Opponent .655 (19-29), first half, at Penn, 12/4/18

Team Shot 70 Percent in a Half

Miami .720 (18-25), second half, vs. Middle Tennessee, 12/25/17

Team Shot 60 Percent in a Game

Miami .600 (30-50) vs. Middle Tennessee, 12/25/17
Opponent .600 (33-55) at Florida State, 1/27/18

Team Shot Less Than 30 Percent in a Game

Miami .293 (12-41) vs. Eastern Kentucky, 12/19/14
Opponent .290 (18-62) vs. South Carolina State, 12/6/16

Team Won by 50+ Points

Miami 50 vs. Nova Southeastern (108-58), 11/16/09
Opponent 53 vs. Notre Dame (126-73), 2/22/86

Team won by 40-49 Points

Miami 49 vs. Western Carolina (92-43), 11/11/16
Opponent 41 at North Carolina (105-64), 1/31/07

Team Won by 30-39 Points

Miami 36 vs. La Salle (85-49), 11/22/18
Opponent 32 at Charlotte (95-63), 11/28/00

Overtime

Miami won in overtime 78-75 (OT) vs. Louisville, 1/24/18
Miami lost in overtime 103-94 (OT) at Florida State, 1/27/18

Rankings

Miami defeated a ranked opponent 91-88 at No. 9 North Carolina, 2/27/18
Miami lost to a ranked opponent 87-82 vs. No. 18 NC State, 1/3/19
Miami defeated a top 5 opponent 64-61 vs. No. 3 Virginia, 2/22/16
Miami lost to a top 5 opponent 59-50 vs. No. 1 Virginia, 2/13/18

THE LAST TIME A MIAMI FRESHMAN ...

Scored 30 Points: Bruce Brown (30), vs. North Carolina, 1/28/17

Scored 20+ Points: Lonnie Walker IV (23), at Florida State, 1/27/18

Perfect from Field (5+ att): Reggie Johnson (RS), 8-of-8, vs. Wake Forest, 3/11/10

Perfect from 3-Pt (3+ att): Anthony Lawrence, 4-of-4, vs. Notre Dame, 2/3/16

10+ Rebounds: Bruce Brown, 12, vs. George Washington, 12/22/16

10+ Assists: Bruce Brown, 10, vs. South Carolina State, 12/6/16

5-9 Assists: Chris Lykes, 5, vs. Pitt, 1/31/18

5+ Steals: Shane Larkin, 6, vs. North Carolina, 1/10/12

4+ Blocks: Raphael Akpejori, 4, McNeese State, 11/24/10

Double-Double: Bruce Brown (14 pts, 12 reb), vs. George Washington, 12/22/16

Triple-Double: Bruce Brown (11 pts, 11 reb, 10 ast), vs. South Carolina State, 12/6/16



JIM LARRAÑAGA

8TH SEASON AT MIAMI (169-84)
35TH SEASON AS HEAD COACH (639-418)

PERSONAL

Hometown Bronx, N.Y.
Born Oct. 2, 1949
Family Wife: Liz, Sons: Jay and Jon
Grandchildren: Tia, James, Jon Temple, Henry
Education Providence College, 1971, B.A. Economics
Archbishop Molloy High School, 1967

PLAYING CAREER

Geronemo Basketball Club (Belgium), 1976-77
Providence College, 1967-71
Archbishop Molloy, 1963-67

COACHING EXPERIENCE

Head Coach

2011-present Miami
1997-2011 George Mason
1986-97 Bowling Green
1977-79 American International

Assistant Coach

1979-86 Virginia
1971-76 Davidson

Player/Coach

1977 Geronemo Basketball Club (Belgium)

IN THE HISTORY BOOKS

- 11th winningest active Division I head coach
- 44th in wins among Division I head coaches
- 10th in career ACC road game win percentage (.500, 31-31)
- 13th in career ACC home game win percentage (.698, 44-19)
- 17th in career wins in ACC games (84)
- 21st in career wins while in ACC (169)

COACHING HONORS

AP, Naismith, Iba, Rupp Coach of the Year, 2013
NABC All-District II, 2013
USBWA District IV Coach of the Year, 2013, 2016
Clair Bee National Coach of the Year, 2006
ACC Coach of the Year, 2013, 2016
CAA Coach of the Year, 1999, 2011
MAC Coach of the Year, 1997

TEAM HONORS

18 Postseason appearances
Nine NCAA tournament appearances
1999, 2001, 2006, 2008, 2011, 2013, 2016, 2017, 2018
Three Sweet 16 appearances ('06, '13, '16), One Final Four ('06)
Eight postseason NIT appearances
1990, 1991, 1997, 2002, 2004, 2009, 2012, 2015
12 20-win seasons

NOTABLE NBA PLAYERS COACHED

Lance Blanks (UVA) Frank Booker (BGSU) Bruce Brown Jr. (UM)
Rick Carlisle (UVA) Antonio Daniels (BGSU) Jeff Jones (UVA)
Andrew Kennedy (UVA) Jeff Lamp (UVA) Shane Larkin (UM)
Lewis Latimore (UVA) Sheldon Mac (UM) Jason Miskiri (GMU)
Olden Polynice (UVA) Lee Raker (UVA) Davon Reed (UM)
Ralph Sampson (UVA) Tom Sheehy (UVA) Clinton Venable (BGSU)
Lonnie Walker IV (UM) Othell Wilson (UVA)

STUDENT-ATHLETE HONORS

At Miami

- One All-American
- One USBWA All-District IV selection
- One Basketball Times All-District
- One ACC Player of the Year
- One ACC Defensive Player of the Year
- One ACC Tournament MVP
- 14 All-ACC postseason selections
- Five ACC-All-Defensive Team selections
- One ACC All-Rookie Team selection
- Four ACC Academic Honor Roll picks
- Seven ACC Players of the Week
- One ACC Rookie of the Week
- Six ACC All-Tournament team selections
- Two NIT All-Tournament Team picks
- Two NABC Honors Court selections

Prior to Miami

- Two All-Americans
- 28 All-CAA selections
- Nine CAA All-Defensive Team picks
- Eight CAA All-Rookie Team picks
- Three Dean Ehlers Award winners (given to CAA player who best meets criteria of academic achievement, leadership and community service)
- 12 All-MAC selections
- Two MAC Freshman of Year selections
- Four MAC All-Freshman Team picks

YEAR-BY-YEAR RESULTS

Year	School	Overall		Conference	
		W-L	W-L	Finish	Postseason
1977-78	American Int'l	14-13	-	-	-
1978-79	American Int'l	13-13	-	-	-
1986-87	Bowling Green	15-14	10-6	3	-
1987-88	Bowling Green	12-16	7-9	t-5	-
1988-89	Bowling Green	13-15	6-10	t-6	-
1989-90	Bowling Green	18-11	9-7	t-3	NIT First Round (0-1)
1990-91	Bowling Green	17-13	9-7	t-4	NIT First Round (0-1)
1991-92	Bowling Green	14-15	8-8	5	-
1992-93	Bowling Green	11-16	8-10	t-6	-
1993-94	Bowling Green	18-10	12-6	t-2	-
1994-95	Bowling Green	16-11	10-8	t-5	-
1995-96	Bowling Green	14-13	9-9	t-6	-
1996-97	Bowling Green	22-10	13-5	t-1	NIT First Round (0-1)
1997-98	George Mason	9-18	6-10	6	-
1998-99	George Mason	19-11	13-3	1	NCAA First Round (0-1)
1999-00	George Mason	19-11	12-4	t-1	-
2000-01	George Mason	18-12	11-5	3	NCAA First Round (0-1)
2001-02	George Mason	19-10	13-5	2	NIT First Round (0-1)
2002-03	George Mason	16-12	11-7	4	-
2003-04	George Mason	23-10	12-6	3	NIT Third Round (2-1)
2004-05	George Mason	16-13	10-8	6	-
2005-06	George Mason	27-8	15-3	t-1	NCAA Final Four (4-1)
2006-07	George Mason	18-15	9-9	5	-
2007-08	George Mason	23-11	12-6	2	NCAA First Round (0-1)
2008-09	George Mason	22-11	13-5	2	NIT First Round (0-1)
2009-10	George Mason	17-15	12-6	4	CIT First Round (0-1)
2010-11	George Mason	27-7	16-2	1	NCAA Second Round (1-1)
2011-12	Miami	20-13	9-7	t-4	NIT Second Round (1-1)
2012-13	Miami	29-7	15-3	1	NCAA Sweet 16 (2-1)
2013-14	Miami	17-16	7-11	10	-
2014-15	Miami	25-13	10-8	6	NIT Finals (4-1)
2015-16	Miami	27-8	13-5	t-2	NCAA Sweet 16 (2-1)
2016-17	Miami	21-12	10-8	t-7	NCAA First Round (0-1)
2017-18	Miami	22-10	11-7	t-3	NCAA First Round (0-1)
2018-19	Miami	8-5	0-1	-	-
	Overall	639-418	341-214		9 NCAA, 8 NIT, 1 CIT

2 years	American Int'l	27-26 (.509)
11 years	Bowling Green	170-144 (.541)
14 years	George Mason	273-164 (.625)
8 years	Miami	169-84 (.668)
35 years		639-418 (.605)

2018-19 Miami Men's Basketball
Miami Combined Team Statistics (as of Jan 03, 2019)
All games

RECORD:	OVERALL	HOME	AWAY	NEUTRAL
ALL GAMES	8-5	6-2	0-1	2-2
CONFERENCE	0-1	0-1	0-0	0-0
NON-CONFERENCE	8-4	6-1	0-1	2-2

##	Player	gp-gs	min	avg	Total			3-Point		F-Throw		Rebounds					pts	avg				
					fg-fga	fg%	3fg-fga	3fg%	ft-fta	ft%	off	def	tot	avg	pf	dq			a	to	blk	stl
00	Chris Lykes	13-13	431	33.2	77-168	.458	25-68	.368	48-66	.727	2	31	33	2.5	35	0	47	45	0	22	227	17.5
05	Zach Johnson	13-3	386	29.7	60-133	.451	17-48	.354	44-69	.638	6	31	37	2.8	23	0	33	23	6	19	181	13.9
03	Anthony Lawrence	13-13	433	33.3	64-135	.474	24-67	.358	19-27	.704	10	72	82	6.3	24	0	39	32	14	21	171	13.2
01	DJ Vasiljevic	13-12	416	32.0	47-113	.416	36-85	.424	26-28	.929	11	47	58	4.5	22	0	24	16	0	6	156	12.0
15	Ebuka Izundu	13-13	364	28.0	65-96	.677	1-3	.333	25-38	.658	47	75	122	9.4	35	3	17	17	25	11	156	12.0
21	Sam Waardenburg	13-10	319	24.5	25-66	.379	5-24	.208	15-22	.682	10	31	41	3.2	26	0	13	16	3	6	70	5.4
13	Anthony Mack	9-0	128	14.2	10-31	.323	7-24	.292	0-0	.000	2	7	9	1.0	12	0	6	4	0	3	27	3.0
22	Deng Gak	8-1	117	14.6	8-24	.333	0-1	.000	4-10	.400	16	17	33	4.1	15	0	5	3	9	1	20	2.5
02	Willie Herenton	4-0	5	1.3	1-1	1.000	1-1	1.000	2-2	1.000	0	0	0	0.0	0	0	0	0	0	0	5	1.3
10	Dominic Proctor	1-0	1	1.0	0-0	.000	0-0	.000	0-0	.000	0	0	0	0.0	0	0	0	0	0	0	0	0.0
Team											15	23	38				2					
Total.....		13	2600		357-767	.465	116-321	.361	183-262	.698	119	334	453	34.8	192	3	184	158	57	89	1013	77.9
Opponents.....		13	2597		343-785	.437	95-302	.315	117-171	.684	136	338	474	36.5	250	7	170	199	39	73	898	69.1

TEAM STATISTICS	UM	OPP	Date	Opponent	Score	Att.
SCORING	1013	898	11/09/18	LEHIGH	w 83-62	6799
Points per game	77.9	69.1	11/13/18	STEPHEN F. AUSTIN	w 96-58	6066
Scoring margin	+8.8	-	11/17/18	BETHUNE-COOKMAN	w 78-70	6322
FIELD GOALS-ATT	357-767	343-785	1 11/22/18	vs La Salle	w 85-49	866
Field goal pct	.465	.437	1 11/23/18	vs Fresno State	w 78-76	906
3 POINT FG-ATT	116-321	95-302	1 11/25/18	vs Seton Hall	L 81-83	1589
3-point FG pct	.361	.315	2 11/28/18	RUTGERS	L 54-57	6376
3-pt FG made per game	8.9	7.3	3 12/01/18	vs Yale	L 73-77	5749
FREE THROWS-ATT	183-262	117-171	12/04/18	at Penn	L 75-89	3019
Free throw pct	.698	.684	12/19/18	HOUSTON BAPTIST	w 80-73	6553
F-Throws made per game	14.1	9.0	12/22/18	FLA. ATLANTIC	w 75-55	6222
REBOUNDS	453	474	12/29/18	CAMPBELL	w 73-62	6789
Rebounds per game	34.8	36.5	* 01/03/19	NC STATE	L 82-87	6983
Rebounding margin	-1.6	-				
ASSISTS	184	170				
Assists per game	14.2	13.1				
TURNOVERS	158	199				
Turnovers per game	12.2	15.3				
Turnover margin	+3.2	-				
Assist/turnover ratio	1.2	0.9				
STEALS	89	73				
Steals per game	6.8	5.6				
BLOCKS	57	39				
Blocks per game	4.4	3.0				
ATTENDANCE	52110	12129				
Home games-Avg/Game	8-6514	1-3019				
Neutral site-Avg/Game	-	4-2278				

* = Conference game
1 = Wooden Legacy, Fullerton, Calif.
2 = ACC/Big Ten Challenge
3 = Hoophall Miami Invitational, Miami, Fla.

Score by Periods	1st	2nd	Totals
Miami	529	484	1013
Opponents	429	469	898

2018-19 Miami Men's Basketball
Miami Game-by-Game Highs (as of Jan 03, 2019)
All games

Opponent	Date	Score	Points	Rebounds	Assists	Steals	Blocked shots
LEHIGH	11/09/18	83-62	22-Chris Lykes	12-Anthony Lawrence	4-Chris Lykes	3-Anthony Lawrence	3-Deng Gak Ebuka Izundu Anthony Lawrence
STEPHEN F. AUSTIN	11/13/18	96-58	22-Ebuka Izundu	19-Ebuka Izundu	6-Chris Lykes	3-Ebuka Izundu Chris Lykes	4-Ebuka Izundu
BETHUNE-COOKMAN	11/17/18	78-70	21-Chris Lykes	9-Anthony Lawrence	6-Chris Lykes	3-DJ Vasiljevic	3-Ebuka Izundu
vs La Salle	11/22/18	85-49	18-Chris Lykes	8-Ebuka Izundu	5-Zach Johnson	2-Chris Lykes Anthony Lawrence	2-Anthony Lawrence
vs Fresno State	11/23/18	78-76	24-Zach Johnson	6-Ebuka Izundu	3-Zach Johnson Anthony Lawrence	3-Chris Lykes	1-Ebuka Izundu
vs Seton Hall	11/25/18	81-83	18-Chris Lykes Zach Johnson	5-Ebuka Izundu Sam Waardenburg DJ Vasiljevic	5-DJ Vasiljevic	2-Chris Lykes	2-Ebuka Izundu
RUTGERS	11/28/18	54-57	16-Anthony Lawrence	12-Ebuka Izundu	4-Anthony Lawrence Chris Lykes	3-Zach Johnson	2-Anthony Lawrence Zach Johnson
vs Yale	12/01/18	73-77	19-Ebuka Izundu	9-Ebuka Izundu	5-Zach Johnson	2-Anthony Lawrence	2-Deng Gak Ebuka Izundu
at Penn	12/04/18	75-89	17-Zach Johnson	7-Ebuka Izundu	5-Chris Lykes	2-Ebuka Izundu	1-Zach Johnson Anthony Lawrence
HOUSTON BAPTIST	12/19/18	80-73	17-Anthony Lawrence	11-Ebuka Izundu	4-Chris Lykes DJ Vasiljevic	3-Zach Johnson Anthony Lawrence	4-Ebuka Izundu
FLA. ATLANTIC	12/22/18	75-55	19-Ebuka Izundu	13-Ebuka Izundu	8-Anthony Lawrence	3-Chris Lykes	3-Ebuka Izundu
CAMPBELL	12/29/18	73-62	22-Zach Johnson	8-Ebuka Izundu Anthony Lawrence	3-Anthony Lawrence	2-Chris Lykes Zach Johnson Anthony Lawrence	1-Zach Johnson Anthony Lawrence Sam Waardenburg Ebuka Izundu
NC STATE	01/03/19	82-87	28-Chris Lykes	11-Ebuka Izundu	4-Zach Johnson	2-Zach Johnson Anthony Lawrence	1-Anthony Lawrence

Miami Team Game-by-Game Comparison (as of Jan 03, 2019)
All games

Opponent	1st	2nd	Score	Mar	Total FG	FG Pct	3-Pointers	3FG Pct	Free Throws	FT Pct	Rebounds	Assist	T/Over	Block	Steal	Fouls
LEHIGH	38/26	45/36	83-62	+21	23-61/21-61	.377/.344	14-32/8-21	.438/.381	23-32/12-21	.719/.571	45/44 +1	15/6	11/18	9/4	8/5	17/24
STEPHEN F. AUSTIN	53/32	43/26	96-58	+38	37-69/24-61	.536/.393	11-23/4-13	.478/.308	11-18/6-7	.611/.857	41/34 +7	22/8	8/18	6/4	10/5	11/15
BETHUNE-COOKMAN	30/31	48/39	78-70	+8	26-65/27-59	.400/.458	8-26/6-18	.308/.333	18-24/10-13	.750/.769	38/40 (2)	12/12	11/14	6/5	7/5	15/25
La Salle	49/18	36/31	85-49	+36	30-55/21-60	.545/.350	8-19/2-25	.421/.080	17-21/5-9	.810/.556	39/28 +11	15/9	19/20	4/3	7/6	14/22
Fresno State	37/41	41/35	78-76	+2	25-57/27-58	.439/.466	7-22/9-23	.318/.391	21-28/13-18	.750/.722	29/43 (14)	12/16	11/20	1/5	7/4	20/25
Seton Hall	45/45	36/38	81-83	(2)	30-55/34-65	.545/.523	7-20/6-23	.350/.261	14-18/9-14	.778/.643	29/30 (1)	11/15	16/13	4/1	4/5	18/21
RUTGERS	24/28	30/29	54-57	(3)	22-65/24-59	.338/.407	7-28/6-24	.250/.250	3-7/3-6	.429/.500	43/40 +3	12/10	13/14	5/8	5/8	12/13
Yale	49/39	24/38	73-77	(4)	26-63/30-58	.413/.517	6-26/4-18	.231/.222	15-18/13-17	.833/.765	33/35 (2)	12/15	11/11	4/2	5/7	16/15
Penn	36/50	39/39	75-89	(14)	28-58/34-57	.483/.596	6-20/13-23	.300/.565	13-19/8-12	.684/.667	24/34 (10)	10/23	7/9	2/3	2/4	16/18
HOUSTON BAPTIST	40/33	40/40	80-73	+7	29-57/27-55	.509/.491	11-28/11-23	.393/.478	11-17/8-14	.647/.571	35/29 +6	17/15	14/17	7/1	9/5	13/14
FLA. ATLANTIC	46/23	29/32	75-55	+20	29-57/20-60	.509/.333	9-28/9-29	.321/.310	8-10/6-9	.800/.667	35/35 -	21/11	12/16	4/0	10/3	13/16
CAMPBELL	37/26	36/36	73-62	+11	24-44/23-64	.545/.359	12-24/6-32	.500/.188	13-21/10-13	.619/.769	33/31 +2	13/13	18/13	4/0	8/12	13/19
NC STATE	45/37	37/50	82-87	(5)	28-61/31-68	.459/.456	10-25/11-30	.400/.367	16-29/14-18	.552/.778	29/51 (22)	12/17	7/16	1/3	7/4	14/23

Note: Game totals are displayed in the format TEAM/OPPONENT for each category

Miami Points-Rebounds-Assists (as of Jan 03, 2019)
All games

Opponent	Date	Score		00	01	02	03	05	10	13
				LYKES,CHRI	VASILJEVIC	HERENTON,W	LAWRENCE,A	JOHNSON,ZA	PROCTOR,DO	MACK,ANTHO
LEHIGH	11/09/18	83-62	w	22-5-4	16-3-2	0-0-0	19-12-2	5-0-3	DNP	0-0-0
STEPHEN F. AUSTIN	11/13/18	96-58	w	20-2-6	17-4-0	0-0-0	18-3-3	15-3-4	DNP	DNP
BETHUNE-COOKMAN	11/17/18	78-70	w	21-2-6	20-5-2	DNP	13-9-2	9-3-0	DNP	DNP
vs La Salle	11/22/18	85-49	w	18-1-0	15-7-3	5-0-0	6-5-3	12-4-5	0-0-0	5-0-0
vs Fresno State	11/23/18	78-76	w	17-5-2	12-5-1	DNP	7-5-3	24-2-3	DNP	0-0-1
vs Seton Hall	11/25/18	81-83	L	18-4-2	8-5-5	DNP	17-2-1	18-3-2	DNP	DNP
RUTGERS	11/28/18	54-57	L	8-2-4	3-3-0	DNP	16-8-4	12-4-2	DNP	DNP
vs Yale	12/01/18	73-77	L	12-0-3	17-6-1	DNP	9-8-3	11-3-5	DNP	0-2-0
at Penn	12/04/18	75-89	L	16-4-5	10-3-0	DNP	9-3-2	17-1-1	DNP	0-1-0
HOUSTON BAPTIST	12/19/18	80-73	w	14-5-4	13-5-4	DNP	17-5-2	9-1-2	DNP	6-4-2
FLA. ATLANTIC	12/22/18	75-55	w	12-1-7	9-5-3	0-0-0	17-8-8	6-3-0	DNP	8-0-2
CAMPBELL	12/29/18	73-62	w	21-2-2	10-4-2	DNP	11-8-3	22-5-2	DNP	3-0-1
NC STATE	01/03/19	82-87	L	28-0-2	6-3-1	DNP	12-6-3	21-5-4	DNP	5-2-0

Opponent	Date	Score		15	21	22
				IZUNDU,EBU	WAARDENBUR	GAK,DENG
LEHIGH	11/09/18	83-62	w	10-9-1	11-5-2	0-6-1
STEPHEN F. AUSTIN	11/13/18	96-58	w	22-19-3	2-4-5	2-4-1
BETHUNE-COOKMAN	11/17/18	78-70	w	5-4-1	8-4-1	2-3-0
vs La Salle	11/22/18	85-49	w	10-8-1	10-4-2	4-7-1
vs Fresno State	11/23/18	78-76	w	10-6-1	6-4-0	2-1-1
vs Seton Hall	11/25/18	81-83	L	11-5-1	5-5-0	4-3-0
RUTGERS	11/28/18	54-57	L	12-12-1	2-3-0	1-6-1
vs Yale	12/01/18	73-77	L	19-9-0	0-0-0	5-3-0
at Penn	12/04/18	75-89	L	9-7-2	14-3-0	DNP
HOUSTON BAPTIST	12/19/18	80-73	w	15-11-2	6-3-1	DNP
FLA. ATLANTIC	12/22/18	75-55	w	19-13-0	4-2-1	DNP
CAMPBELL	12/29/18	73-62	w	4-8-2	2-4-1	DNP
NC STATE	01/03/19	82-87	L	10-11-2	0-0-0	DNP

Official Basketball Box Score -- Game Totals -- Final Statistics
NC State vs Miami
01/03/19 7:00 pm at Coral Gables, Fla. (Watsco Center)

NC State 87 • 13-1, 1-0 ACC

#	Player	Total		3-Ptr	Rebounds			PF	TP	A	TO	Blk	Stl	Min	
		FG-FGA	FG-FGA	FT-FTA	Off	Def	Tot								
33	Wyatt Walker	c	3-7	0-0	3-4	8	3	11	4	9	0	2	0	0	23
02	Torin Dorn	g	3-9	0-3	1-2	0	6	6	1	7	3	1	1	2	33
10	Braxton Beverly	g	4-12	3-10	0-0	2	2	4	3	11	6	4	0	0	30
13	C.J. Bryce	g	4-10	0-3	2-2	3	6	9	3	10	2	1	0	0	25
24	Devon Daniels	g	7-10	2-2	3-4	1	7	8	3	19	0	3	1	0	32
00	Derek Funderburk		3-3	1-1	1-2	1	3	4	5	8	0	1	1	2	16
04	Jericole Hellems		1-7	1-4	0-0	0	2	2	1	3	0	0	0	0	12
05	Eric Lockett		0-2	0-1	0-0	2	0	2	1	0	1	0	0	0	6
11	Markell Johnson		6-8	4-6	4-4	0	4	4	2	20	5	4	0	0	23
	Team					1	0	1							
Totals			31-68	11-30	14-18	18	33	51	23	87	17	16	3	4	200

FG % 1st Half: 14-38 36.8% 2nd half: 17-30 56.7% Game: 31-68 45.6% Deadball Rebounds 3
 3FG % 1st Half: 5-18 27.8% 2nd half: 6-12 50.0% Game: 11-30 36.7%
 FT % 1st Half: 4-6 66.7% 2nd half: 10-12 83.3% Game: 14-18 77.8%

Miami 82 • 8-5, 0-1 ACC

#	Player	Total		3-Ptr	Rebounds			PF	TP	A	TO	Blk	Stl	Min	
		FG-FGA	FG-FGA	FT-FTA	Off	Def	Tot								
21	Sam Waardenburg	f	0-2	0-1	0-0	0	0	0	4	0	0	1	0	0	15
15	Ebuka Izundu	c	4-8	0-1	2-5	7	4	11	2	10	2	1	0	0	36
00	Chris Lykes	g	10-15	3-4	5-6	0	0	0	3	28	2	2	0	1	35
01	DJ Vasiljevic	g	1-5	1-4	3-4	0	3	3	1	6	1	0	0	1	27
03	Anthony Lawrence	g	4-7	3-4	1-4	1	5	6	1	12	3	2	1	2	28
05	Zach Johnson		7-17	2-5	5-10	1	4	5	1	21	4	1	0	2	32
13	Anthony Mack		2-7	1-6	0-0	0	2	2	2	5	0	0	0	1	27
	Team					0	2	2							
Totals			28-61	10-25	16-29	9	20	29	14	82	12	7	1	7	200

FG % 1st Half: 17-34 50.0% 2nd half: 11-27 40.7% Game: 28-61 45.9% Deadball Rebounds 4
 3FG % 1st Half: 5-11 45.5% 2nd half: 5-14 35.7% Game: 10-25 40.0%
 FT % 1st Half: 6-13 46.2% 2nd half: 10-16 62.5% Game: 16-29 55.2%

Officials: Brent Hampton, Doug Shows, Ted Valentine
 Technical fouls: NC State-None, Miami-None.
 Attendance: 6983

Score by periods	1st	2nd	Total							
NC State	37	50	87	Points	In	Off	2nd	Fast	Break	Bench
Miami	45	37	82	ST	36	10	19	13	31	31
				UM	30	20	8	14	26	26

Last FG - ST 2nd-03:41, UM 2nd-00:03. Score tied - 3 times.
 Largest lead - ST by 7 1st-05:46, UM by 10 2nd-09:53. Lead changed - 7 times.
 ST led for 16:23, UM led for 22:29. Game was tied for 01:08.



22 DENG GAK

R-Fr. • 6-10 • 211 • Forward
Sydney, Australia
Blair Academy (N.J.)

2018-19 HIGHLIGHTS

- Suffered season-ending left knee injury on Dec. 1 against Yale
- Played at least 11 minutes off the bench in each of his eight games this season
- Made first college start against Yale (12/1), scored five points in season-high 19 minutes
- Scored first college points in win over Stephen F. Austin (11/13)
- Recorded six rebounds and three blocks in 14 minutes of action in his Miami debut against Lehigh (11/9)

2018-19 GAME-BY-GAME

	GS	Min	FG	Pct	3FG	Pct	FT	Pct	O-D-T	Avg	PF	FO	A	TO	Blk	Stl	Pts	Avg
Lehigh	14	0-3	.000	0-1	.000	0-2	.000	1-5-6	6.0	3	0	1	0	3	0	0	0	0.0
Stephen F. Austin	17	1-6	.167	0-0	.000	0-2	.000	3-1-4	5.0	2	0	1	0	1	1	2	1.0	
Bethune-Cookman	11	1-2	.500	0-0	.000	0-0	.000	2-1-3	4.3	0	0	0	1	2	0	2	1.3	
vs La Salle	15	2-4	.500	0-0	.000	0-0	.000	3-4-7	5.0	3	0	1	0	0	0	4	2.0	
vs Fresno State	12	1-1	1.000	0-0	.000	0-0	.000	1-0-1	4.2	1	0	1	0	0	0	2	2.0	
vs Seton Hall	15	2-3	.667	0-0	.000	0-0	.000	2-1-3	4.0	3	0	0	1	1	0	4	2.3	
Rutgers	14	0-3	.000	0-0	.000	1-2	.500	2-4-6	4.3	2	0	1	0	0	0	1	2.1	
vs Yale	* 19	1-2	.500	0-0	.000	3-4	.750	2-1-3	4.1	1	0	0	1	2	0	5	2.5	

GAK'S CAREER STATISTICS													Scoring													
Season	GP	GS	Min.	Avg.	FG	FGA	Pct.	3-Point	FGA	Pct.	Free Throws	FTA	Pct.	Rebounds	Off.	Def.	Tot.	Avg.	PF	FO	Ast.	TO	Blk	Stl	Pts.	Avg.
2018-19	8	1	117	14.6	8	24	.333	0	1	.000	4	10	.400	16	17	33	4.1	15	0	5	3	9	1	20	2.5	
TOTAL	8	1	117	14.6	8	24	.333	0	1	.000	4	10	.400	16	17	33	4.1	15	0	5	3	9	1	20	2.5	



2 WILLIE HERENTON

So. • 6-1 • 178 • Guard
Lincolnshire, Illinois
Stevenson HS

2018-19 HIGHLIGHTS

- Scored first five Miami points against La Salle (11/22)
- Saw his first playing time in final minute of season opener against Lehigh (11/9)
- Joined team as walk-on for 2018-19 season

2018-19 GAME-BY-GAME

	GS	Min	FG	Pct	3FG	Pct	FT	Pct	O-D-T	Avg	PF	FO	A	TO	Blk	Stl	Pts	Avg
Lehigh	0	0-0	.000	0-0	.000	0-0	.000	0-0-0	0.0	0	0	0	0	0	0	0	0.0	
Stephen F. Austin	2	0-0	.000	0-0	.000	0-0	.000	0-0-0	0.0	0	0	0	0	0	0	0	0.0	
vs La Salle	2	1-1	1.000	1-1	1.000	2-2	1.000	0-0-0	0.0	0	0	0	0	0	0	5	1.7	
Florida Atlantic	1	0-0	.000	0-0	.000	0-0	.000	0-0-0	0.0	0	0	0	0	0	0	0	1.3	

HERENTON'S CAREER STATISTICS													Scoring													
Season	GP	GS	Min.	Avg.	FG	FGA	Pct.	3-Point	FGA	Pct.	Free Throws	FTA	Pct.	Rebounds	Off.	Def.	Tot.	Avg.	PF	FO	Ast.	TO	Blk	Stl	Pts.	Avg.
2018-19	4	0	5	1.3	1	1	1.000	1	1	1.000	2	2	1.000	0	0	0	0.0	0	0	0	0	0	0	5	1.3	
TOTAL	4	0	5	1.3	1	1	1.000	1	1	1.000	2	2	1.000	0	0	0	0.0	0	0	0	0	0	0	5	1.3	

CAREER HIGHS

Points

Career: 5 vs. Yale, 12/1/18

ACC: -

Rebounds

Career: 7 vs. La Salle, 11/25/18

ACC: -

Assists

Career: 1 5x, last vs. Rutgers, 11/28/18

ACC: -

Steals

Career: 1 Stephen F. Austin, 11/13/18

ACC: -

Blocked Shots

Career: 3 Lehigh, 11/9/18

ACC: -

Field Goals

Career: 2 2x, last vs. Seton Hall, 11/25/18

ACC: -

Field-Goal Attempts

Career: 6 Stephen F. Austin, 11/13/18

ACC: -

Free Throws

Career: 3 vs. Yale, 12/1/18

ACC: -

Free-Throw Attempts

Career: 4 vs. Yale, 12/1/18

ACC: -

3-Point Field Goals

Career: -

ACC: -

3-Point Field-Goal Attempts

Career: 1 Lehigh, 11/9/18

ACC: -

Minutes

Career: 19 vs. Yale, 12/1/18

ACC: -

CAREER HIGHS

Points

Career: 5 vs. La Salle, 11/22/18

ACC: -

Rebounds

Career: -

ACC: -

Assists

Career: -

ACC: -

Steals

Career: -

ACC: -

Blocked Shots

Career: -

ACC: -

Field Goals

Career: 1 vs. La Salle, 11/22/18

ACC: -

Field-Goal Attempts

Career: 1 vs. La Salle, 11/22/18

ACC: -

Free Throws

Career: 2 vs. La Salle, 11/22/18

ACC: -

Free-Throw Attempts

Career: 2 vs. La Salle, 11/22/18

ACC: -

3-Point Field Goals

Career: 1 vs. La Salle, 11/22/18

ACC: -

3-Point Field-Goal Attempts


Career: 1 vs. La Salle, 11/22/18

ACC: -

Minutes

Career: 2 2x, last vs. La Salle, 11/22/18

ACC: -



20 DEWAN HERNANDEZ

Jr. • 6-11 • 235 • Forward
Miami, Florida
Miami Norland HS

2018-19 HIGHLIGHTS

- Withheld from competition to start season as the University and NCAA review his eligibility
- Named to Kareem Abdul-Jabbar Award Watch List (one of 20 candidates), presented to nation's top center
- Legally changed last name from Huell to Hernandez in October to honor his mother, Christina Hernandez

2017-18				2016-17			
Opponent	P	R	A	Opponent	P	R	A
Gard-Webb	14	8	2	WCU	13	7	1
Navy	14	10	1	at N. Florida	15	8	0
Florida A&M	10	5	0	Penn	11	5	0
vs. La Salle	16	7	0	vs Stanford	3	3	0
N. Florida	13	6	0	vs Iowa State	5	6	0
at Minnesota	23	2	0	vs Florida	10	6	1
vs. Princeton	9	1	0	Rutgers	14	7	0
Boston U.	6	6	1	vs Wofford	2	1	0
at GW	15	12	0	SC State	5	3	0
at Hawai'i	16	6	0	FAU	9	10	0
vs. NMSU	10	9	1	GW	2	1	0
vs. MTSU	21	3	0	Columbia	4	1	0
at Pitt	8	7	0	NC State	0	0	1
at Ga. Tech	13	8	1	at Syracuse	6	3	1
FSU	20	8	1	Notre Dame	2	0	0
at Clemson	10	7	2	at Pittsburgh	4	3	0
Duke	18	13	1	at Wake Forest	9	8	0
at NC State	8	2	0	at Duke	7	3	0
Louisville.	18	12	0	Boston Coll.	8	3	1
at FSU	8	6	0	North Carolina	5	1	0
Pittsburgh	11	6	1	Florida State	7	1	0
at Va. Tech	3	4	0	at NC State	3	2	0
Wake Forest	10	10	0	Virginia Tech	3	5	0
at BC	2	4	1	at Louisville	4	3	1
Virginia	0	3	0	Georgia Tech	13	2	0
Syracuse	7	10	0	Clemson	6	1	0
at ND	7	3	0	at Virginia	1	1	0
BC	16	9	2	Duke	2	1	0
at UNC	14	8	0	at Va Tech	0	1	0
Va. Tech	9	4	0	vs Florida St.	5	2	0
vs. UNC	5	7	0	vs Syracuse	DNP		
vs. Loyola	11	7	1	vs UNC	1	1	0
				vs Michigan St.	8	0	0

SEASON/CAREER HIGHS

Points
 Season: –
 Career: 23 at Minnesota, 11/29/17
 ACC: 20 Florida State, 1/7/18

Rebounds
 Season: –
 Career: 13 Duke, 1/15/18
 ACC: 13 Duke, 1/15/18

Assists
 Season: –
 Career: 2 3x, last vs. BC, 2/24/18
 ACC: 2 2x, last vs. BC, 2/24/18

Steals
 Season: –
 Career: 2 4x, last at Florida St., 1/27/18
 ACC: 2 2x, last at Florida St., 1/27/18

Blocked Shots
 Season: –
 Career: 3 2x, last vs. Boston U., 12/5/17
 ACC: 3 Virginia Tech, 2/8/17

Field Goals
 Season: –
 Career: 10 at Minnesota, 11/29/17
 ACC: 8 2x, last vs. Duke, 1/15/18

Field-Goal Attempts
 Season: –
 Career: 16 2x, last vs. Duke, 1/15/18
 ACC: 16 Duke, 1/15/18

Free Throws
 Season: –
 Career: 7 Middle Tennessee, 12/25/17
 ACC: 5 2x, last at Georgia Tech, 1/3/18

Free-Throw Attempts
 Season: –
 Career: 8 Middle Tennessee, 12/25/17
 ACC: 7 Florida State, 1/7/18

3-Point Field Goals
 Season: –
 Career: –
 ACC: –

3-Point Field-Goal Attempts
 Season: –
 Career: 1 5x, last vs. Duke, 1/15/18
 ACC: 1 4x, last vs. Duke, 1/15/18

Minutes
 Season: –
 Career: 36 at Florida State, 1/27/18
 ACC: 36 at Florida State, 1/27/18

CAREER DOUBLE-DOUBLES

15p, 12r at George Washington, 12/16/17
 14p, 10r vs. Navy, 11/12/17
 18p, 13r vs. Duke, 1/15/18
 18p, 12r vs. Louisville, 1/24/18
 10p, 10r vs. Wake Forest, 2/7/18

HERNANDEZ'S CAREER STATISTICS											3-Point				Free Throws				-----Rebounds-----				Scoring			
Season	GP	GS	Min.	Avg.	FG	FGA	Pct.	FG	FGA	Pct.	FT	FTA	Pct.	Off.	Def.	Tot.	Avg.	PF	FO	Ast.	TO	Blk	Stl	Pts.	Avg.	
2016-17	32	15	557	17.4	77	145	.531	0	2	.000	33	51	.647	45	54	99	3.1	61	0	6	30	25	13	187	5.8	
2017-18	32	32	825	25.8	147	255	.576	0	3	.000	71	103	.689	65	148	213	6.7	60	0	14	44	31	16	365	11.4	
2018-19	–																									
TOTAL	64	47	1382	21.6	224	400	.560	0	5	.000	104	154	.675	110	202	312	4.9	121	0	20	74	56	29	552	8.6	



15 EBUKA IZUNDU

Sr. • 6-10 • 232 • Center
 Charlotte, North Carolina / Lagos, Nigeria
 Victory Christian Center

CAREER

• Fourth in career blocked shots (73) among active ACC players

2018-19 HIGHLIGHTS

- Leads ACC and ranks seventh nationally in field-goal percentage (.677); second in ACC in offensive rebounds (3.6/game), fourth in blocks (1.92/game) and rebounds per game
- Owns five double-doubles this season (tied with Duke's Zion Williamson for second most among ACC players)
- Had 19 points and 13 rebounds against FAU (12/22); first UM player to record back-to-back double-doubles since Tonye Jekiri in November 2015
- Recorded double-double with 15 points, 11 rebounds in career-high 34 minutes against Houston Baptist (12/19)
- Posted double-double with 12 points, 12 rebounds against Rutgers (11/28); missed several stretches in game with cramps
- Averaged 10.3 ppg and 6.3 rpg in three games at Wooden Legacy; scored in double figures in each game
- Had career night against Stephen F. Austin (11/13), recording career highs in points (22), rebounds (19), blocks (four) and assists (three). He also tied a career best with three steals.
- It was the most rebounds by a UM player since Reggie Johnson piled up 20 boards on March 16, 2011, against FAU.
- Just missed double-double in opener with 10 points, nine rebounds against Lehigh (11/9)

2018-19 GAME-BY-GAME

	GS	Min	FG	Pct	3FG	Pct	FT	Pct	O-D-T	Avg	PF	FO	A	TO	Blk	Stl	Pts	Avg
Lehigh	* 28	3-5	.600	0-0	.000	4-6	.667	4-5-9	9.0	3	0	1	2	3	0	10	10.0	
Stephen F. Austin	* 32	11-13	.846	0-0	.000	0-1	.000	11-8-19	14.0	1	0	3	0	4	3	22	16.0	
Bethune-Cookman	* 27	2-8	.250	0-0	.000	1-2	.500	3-1-4	10.7	5	1	1	2	3	0	5	12.3	
vs La Salle	* 23	5-5	1.000	0-0	.000	0-0	.000	2-6-8	10.0	4	0	1	5	1	1	10	11.8	
vs Fresno State	* 21	3-3	1.000	0-0	.000	4-5	.800	1-5-6	9.2	5	1	1	0	1	0	10	11.4	
vs Seton Hall	* 21	3-4	.750	1-1	1.000	4-6	.667	1-4-5	8.5	4	0	1	2	2	0	11	11.3	
Rutgers	* 26	5-8	.625	0-1	.000	2-2	1.000	4-8-12	9.0	2	0	1	2	1	0	12	11.4	
vs Yale	* 29	8-11	.727	0-0	.000	3-4	.750	2-7-9	9.0	2	0	0	2	0	2	19	12.4	
at Penn	* 26	4-8	.500	0-0	.000	1-1	1.000	4-3-7	8.8	5	1	2	0	0	2	9	12.0	
Houston Baptist	* 34	6-8	.750	0-0	.000	3-4	.750	4-7-11	9.0	0	0	2	1	4	2	15	12.3	
Florida Atlantic	* 31	9-11	.818	0-0	.000	1-2	.500	2-11-13	9.4	1	0	0	1	3	2	19	12.9	
Campbell	* 30	2-4	.500	0-0	.000	0-0	.000	2-6-8	9.3	1	0	2	1	1	1	4	12.2	
NC State	* 36	4-8	.500	0-1	.000	2-5	.400	7-4-11	9.4	2	0	2	1	0	0	10	12.0	

SEASON/CAREER HIGHS

Points
 Season: 22 Stephen F. Austin, 11/13/18
 Career: 22 Stephen F. Austin, 11/13/18
 ACC: 16 at NC State, 2/4/17

Rebounds
 Season: 19 Stephen F. Austin, 11/13/18
 Career: 19 Stephen F. Austin, 11/13/18
 ACC: 11 NC State, 1/3/19

Assists
 Season: 3 Stephen F. Austin, 11/13/18
 Career: 3 Stephen F. Austin, 11/13/18
 ACC: 2 NC State, 1/3/19

Steals
 Season: 3 Stephen F. Austin, 11/13/18
 Career: 3 2x, last vs. SFA, 11/13/18
 ACC: 3 at Notre Dame, 2/19/18

Blocked Shots
 Season: 4 2x, last vs. HBU, 12/19/18
 Career: 4 2x, last vs. HBU, 12/19/18
 ACC: 3 Notre Dame, 1/12/17

Field Goals
 Season: 11 Stephen F. Austin, 11/13/18
 Career: 11 Stephen F. Austin, 11/13/18
 ACC: 7 2x, last at Notre Dame, 2/19/18

Field-Goal Attempts
 Season: 13 Stephen F. Austin, 11/13/18
 Career: 13 Stephen F. Austin, 11/13/18
 ACC: 10 Clemson, 2/18/17

3-Point Field Goals
 Season: 1 vs. Seton Hall, 11/25/18
 Career: 1 vs. Seton Hall, 11/25/18
 ACC: -

3-Point Field Goal Attempts
 Season: 1 vs. Seton Hall, 11/25/18
 Career: 1 vs. Seton Hall, 11/25/18
 ACC: -

Free Throws
 Season: 4 3x, last vs. Seton Hall, 11/25/18
 Career: 5 vs. Mississippi State, 11/19/15
 ACC: 4 2x, last at NC State, 2/4/17

Free-Throw Attempts
 Season: 6 2x, last vs. Seton Hall, 11/25/18
 Career: 7 vs. Mississippi State, 11/19/15
 ACC: 6 at North Carolina, 2/20/16

Minutes
 Season: 36 NC State, 1/3/19
 Career: 36 NC State, 1/3/19
 ACC: 36 NC State, 1/3/19

CAREER DOUBLE-DOUBLES

14p, 10r vs. Gardner-Webb, 11/10/17
 22p, 19r vs. Stephen F. Austin, 11/13/18
 12p, 12r vs. Rutgers, 11/28/18
 15p, 11r vs. Houston Baptist, 12/19/18
 19p, 13r vs. Florida Atlantic, 12/22/18
 10p, 11r vs. NC State, 1/3/19

IZUNDU'S CAREER STATISTICS											3-Point			Free Throws			Rebounds					Scoring			
Season	GP	GS	Min.	Avg.	FG	FGA	Pct.	FG	FGA	Pct.	FT	FTA	Pct.	Off.	Def.	Tot.	Avg.	PF	FO	Ast.	TO	Blk	Stl	Pts.	Avg.
2015-16	15	0	79	5.3	10	16	.625	0	0	.000	12	19	.632	13	6	19	1.3	17	0	3	5	3	2	32	2.1
2016-17	32	7	417	13.0	53	98	.541	0	0	.000	29	42	.690	47	50	97	3.0	75	2	6	27	25	7	135	4.2
2017-18	32	2	467	14.6	72	104	.692	0	0	.000	16	34	.471	56	64	120	3.8	76	1	8	27	20	15	160	5.0
2018-19	13	13	364	28.0	65	96	.677	1	3	.333	25	38	.658	47	75	122	9.4	35	3	17	17	25	11	156	12.0
TOTAL	92	24	1327	14.4	200	314	.637	1	3	.333	82	133	.617	163	195	358	3.9	203	6	34	76	73	35	483	5.3



5 ZACH JOHNSON

R-Sr. • 6-2 • 192 • Guard

Miami, Florida

Florida Gulf Coast Univ./Norland HS

CAREER

- Ranks 33rd nationally in career scoring among active Division I players (1,525)
- Also ranks 19th nationally in career steals (165), 23rd in games (116) and 41st in assists (354)
- One of nine active players nationally with 1,500 career points and 350 assists
- Has 15 career 20-point games

2018-19 HIGHLIGHTS

- Scored 21 points in ACC opener against NC State; marks second time in his career he has scored 20-plus in back-to-back games
- Scored 22 points (5-6 3FG) against Campbell to reach 1,500 career points (12/29)
- Named to Wooden Legacy All-Tournament Team
- Averaged 18.0 ppg in three games at Wooden Legacy
- Made first Miami start at Wooden Legacy in championship game vs. Seton Hall (11/25)
- Scored season-high 24 points, including go-ahead putback dunk with 0.6 seconds remaining, in win over Fresno State (11/23)
- Played 22 minutes and scored five points in Miami debut against Lehigh (11/9)

2018-19 GAME-BY-GAME

	GS	Min	FG	Pct	3FG	Pct	FT	Pct	O-D-T	Avg	PF	FO	A	TO	Blk	Stl	Pts	Avg
Lehigh	22	2-6	.333	1-3	.333	0-1	.000	0-0-0	0.0	1	0	3	4	0	2	5	5.0	
Stephen F. Austin	28	5-11	.455	3-5	.600	2-4	.500	1-2-3	1.5	1	0	4	3	0	0	15	10.0	
Bethune-Cookman	29	3-10	.300	0-3	.000	3-6	.500	1-2-3	2.0	2	0	0	0	1	1	9	9.7	
vs La Salle	27	3-8	.375	1-3	.333	5-7	.714	0-4-4	2.5	0	0	5	1	0	1	12	10.3	
vs Fresno State	34	8-16	.500	1-4	.250	7-11	.636	1-1-2	2.4	3	0	3	0	0	2	24	13.0	
vs Seton Hall	* 37	5-7	.714	2-3	.667	6-6	1.000	0-3-3	2.5	2	0	2	2	0	0	18	13.8	
Rutgers	* 37	6-15	.400	0-4	.000	0-3	.000	2-2-4	2.7	2	0	2	2	2	3	12	13.6	
vs Yale	* 35	3-9	.333	0-2	.000	5-5	1.000	0-3-3	2.8	2	0	5	1	0	1	11	13.3	
at Penn	29	7-14	.500	1-5	.200	2-3	.667	0-1-1	2.6	0	0	1	1	1	0	17	13.7	
Houston Baptist	27	4-8	.500	1-3	.333	0-2	.000	0-1-1	2.4	3	0	2	4	0	3	9	13.2	
Florida Atlantic	23	2-6	.333	0-2	.000	2-2	1.000	0-3-3	2.5	3	0	0	1	1	2	6	12.5	
Campbell	26	5-6	.833	5-6	.833	7-9	.778	0-5-5	2.7	3	0	2	3	1	2	22	13.3	
NC State	32	7-17	.412	2-5	.400	5-10	.500	1-4-5	2.8	1	0	4	1	0	2	21	13.9	

JOHNSON'S CAREER STATISTICS

Season	GP	GS	Min.	Avg.	FG	FGA	Pct.	3-Point	Free Throws	Rebounds	PF	FO	Ast.	TO	Blk	Stl	Pts.	Avg.
								FG FGA Pct.	FT FTA Pct.	Off. Def. Tot. Avg.								
2015-16*	35	20	941	26.9	141	298	.473	27 71 .380	78 120 .650	11 78 89 2.5	83	2	115	82	19	31	387	11.1
2016-17*	32	32	967	29.3	136	357	.381	54 157 .344	67 106 .632	18 75 93 2.8	77	2	102	88	12	45	393	11.9
2017-18*	35	35	1134	32.4	203	433	.469	69 176 .392	89 114 .781	15 100 115 3.3	72	2	104	79	5	70	564	16.1
2018-19	13	3	386	29.7	60	133	.451	17 48 .354	44 69 .638	6 31 37 2.8	23	0	33	23	6	19	181	13.9
Total	116	81	3428	29.5	540	1221	.442	167 452 .378	278 409 .679	50 284 334 3.0	255	6	354	272	42	165	1525	13.1

* at Florida Gulf Coast

SEASON/CAREER HIGHS

Points

Season: 24 vs. Fresno State, 11/23/18
 Career: 37* vs. Lipscomb, 3/4/18
 ACC: 21 NC State, 1/3/19

Rebounds

Season: 5 2x, last vs. NC State, 1/3/19
 Career: 7* North Florida, 1/29/18
 ACC: 5 NC State, 1/3/19

Assists

Season: 5 2x, last vs. Yale, 12/1/18
 Career: 9* at Georgia Southern, 12/4/16
 ACC: 4 NC State, 1/3/19

Steals

Season: 3 2x, last vs. HBU, 12/19/18
 Career: 4* 8x, last vs. Lipscomb, 2/17/18
 ACC: 2 NC State, 1/3/19

Field Goals Made

Season: 8 vs. Fresno State, 11/23/18
 Career: 11* 2x, last vs. Stetson, 2/26/18
 ACC: 7 NC State, 1/3/19

Field Goals Attempted

Season: 17 NC State, 1/3/19
 Career: 19* 2x, last vs. Lipscomb, 3/4/18
 ACC: 17 NC State, 1/3/19

Free Throws Made

Season: 7 2x, last vs. Campbell, 12/29/18
 Career: 9* at Lipscomb, 1/14/17
 ACC: 5 NC State, 1/3/19

Free Throws Attempted

Season: 11 vs. Fresno State, 11/23/18
 Career: 15* Siena, 12/9/16
 ACC: 10 NC State, 1/3/19

3-Point Field Goals Made

Season: 5 Campbell, 12/29/18
 Career: 9* vs. Lipscomb, 3/4/18
 ACC: 2 NC State, 1/3/19

3-Point Field Goals Attempted

Season: 6 Campbell, 12/29/18
 Career: 13* vs. Lipscomb, 3/4/18
 ACC: 5 NC State, 1/3/19

Minutes

Season: 37 2x, last vs. Rutgers, 11/28/18
 Career: 42* 2x, last at USC Upstate, 2/18/17
 ACC: 32 NC State, 1/3/19

*while at Florida Gulf Coast



CHRIS LYKES

So. • 5-7 • 157 • Guard
 Mitchellville, Maryland
 Gonzaga College HS

2018-19 HIGHLIGHTS

- Owns four games of 20 or more points this season (seventh most in ACC)
- Scored 16 or more points in nine of 13 games this season (each of first six games)
- Has upped his scoring average by 7.9 ppg this season (9.6 to 17.5), which ranks second among ACC players (Jordan Nwora, UL, +12.1 ppg)
- Has played at least 30 minutes in 10 of 13 games
- Scored career-high 28 points on 10-of-15 shooting in ACC opener against NC State (1/3)
- Averaged 17.7 ppg in three games at Wooden Legacy
- Scored 20 or more points in each of the first three games this season, becoming first UM player since Joe Wylie in 1989 to do so to begin a season
- First UM player to record three straight 20-point efforts since Shane Larkin put up 20 or more points in consecutive games in 2013
- Scored 22 points and also played career-best 39 minutes in season opener against Lehigh (11/9)

2018-19 GAME-BY-GAME

	GS	Min	FG	Pct	3FG	Pct	FT	Pct	O-D-T	Avg	PF	FO	A	TO	Blk	Stl	Pts	Avg
Lehigh	*	39	5-17	.294	4-8	.500	8-11	.727	1-4-5	5.0	3	0	4	2	0	2	22	22.0
Stephen F. Austin	*	28	7-12	.583	2-5	.400	4-5	.800	0-2-2	3.5	1	0	6	1	0	3	20	21.0
Bethune-Cookman	*	36	7-16	.438	3-8	.375	4-5	.800	0-2-2	3.0	3	0	6	2	0	2	21	21.0
vs La Salle	*	29	5-7	.714	1-1	1.000	7-8	.875	0-1-1	2.5	2	0	0	3	0	2	18	20.3
vs Fresno State	*	35	6-16	.375	2-8	.250	3-4	.750	0-5-5	3.0	3	0	2	4	0	3	17	19.6
vs Seton Hall	*	37	7-13	.538	2-5	.400	2-2	1.000	0-4-4	3.2	4	0	2	5	0	2	18	19.3
Rutgers	*	32	3-11	.273	2-6	.333	0-0	.000	0-2-2	3.0	2	0	4	5	0	1	8	17.7
vs Yale	*	34	5-13	.385	1-5	.200	1-2	.500	0-0-0	2.6	3	0	3	5	0	1	12	17.0
at Penn	*	31	5-15	.333	0-4	.000	6-8	.750	0-4-4	2.8	4	0	5	4	0	0	16	16.9
Houston Baptist	*	31	5-9	.556	1-2	.500	3-5	.600	1-4-5	3.0	1	0	4	4	0	0	14	16.6
Florida Atlantic	*	29	5-12	.417	0-4	.000	2-2	1.000	0-1-1	2.8	4	0	7	2	0	3	12	16.2
Campbell	*	35	7-12	.583	4-8	.500	3-8	.375	0-2-2	2.8	2	0	2	6	0	2	21	16.6
NC State	*	35	10-15	.667	3-4	.750	5-6	.833	0-0-0	2.5	3	0	2	2	0	1	28	17.5

2017-18

Opponent	P	R	A
Gard-Webb	3	1	1
Navy	8	1	2
Florida A&M	13	1	4
vs. La Salle	0	1	0
N. Florida	10	0	4
at Minnesota	10	1	0
vs. Princeton	5	1	2
Boston U.	8	0	0
at GW	3	0	1
at Hawai'i	7	5	0
vs. NMSU	1	1	0
vs. MTSU	8	0	2
at Pitt	10	1	0
at Ga. Tech	8	0	5
FSU	18	1	2
at Clemson	13	1	1
Duke	13	1	2
at NC State	6	2	5
Louisville.	9	0	4
at FSU	0	0	5
Pittsburgh	13	3	5
at Va. Tech	6	2	0
Wake Forest	13	2	5
at BC	16	3	2
Virginia	19	1	1
Syracuse	14	0	4
at ND	9	1	1
BC	15	0	3
at UNC	18	1	4
Va. Tech	15	1	7
vs. UNC	6	1	1
vs. Loyola	10	6	2

SEASON/CAREER HIGHS

Points
 Season: 28 NC State, 1/3/19
 Career: 28 NC State, 1/3/19
 ACC: 28 NC State, 1/3/19

Rebounds
 Season: 5 3x, last vs. HBU, 12/19/18
 Career: 6 vs. Loyola Chicago, 3/15/18
 ACC: 3 2x, last at BC, 2/10/18

Assists
 Season: 7 Florida Atlantic, 12/22/18
 Career: 7 2x, last vs. FAU, 12/22/18
 ACC: 7 Virginia Tech, 3/3/18

Steals
 Season: 3 3x, last vs. FAU, 12/22/18
 Career: 3 4x, last vs. FAU, 12/22/18
 ACC: 2 Virginia Tech, 3/3/18

Blocked Shots
 Season: -
 Career: 1 at NC State, 1/21/18
 ACC: 1 at NC State, 1/21/18

Field Goals
 Season: 10 NC State, 1/3/19
 Career: 10 NC State, 1/3/19
 ACC: 10 NC State, 1/3/19

Field-Goal Attempts
 Season: 17 Lehigh, 11/9/18
 Career: 17 Lehigh, 11/9/18
 ACC: 16 Syracuse, 2/17/18

Free Throws
 Season: 8 Lehigh, 11/9/18
 Career: 8 Lehigh, 11/9/18
 ACC: 7 Boston College, 2/24/18


Free-Throw Attempts
 Season: 11 Lehigh, 11/9/18
 Career: 11 Lehigh, 11/9/18
 ACC: 8 Florida State, 1/7/18

3-Point Field Goals
 Season: 4 Lehigh, 11/9/18
 Career: 4 2x, last vs. Lehigh, 11/9/18
 ACC: 4 at North Carolina, 2/27/18

3-Point Field-Goal Attempts
 Season: 8 3x, last vs. Fresno St., 11/23/18
 Career: 10 Syracuse, 2/17/18
 ACC: 10 Syracuse, 2/17/18

Minutes
 Season: 39 Lehigh, 11/9/18
 Career: 39 Lehigh, 11/9/18
 ACC: 35 NC State, 1/3/19

LYKES' CAREER STATISTICS												3-Point				Free Throws			Rebounds				Scoring		
Season	GP	GS	Min.	Avg.	FG	FGA	Pct.	FG	FGA	Pct.	FT	FTA	Pct.	Off.	Def.	Tot.	Avg.	PF	FO	Ast.	TO	Blk	Stl	Pts.	Avg.
2017-18	32	10	690	21.6	100	249	.402	48	139	.345	59	82	.720	3	36	39	1.2	70	0	75	58	1	25	307	9.6
2018-19	13	13	431	33.2	77	168	.458	25	68	.368	48	66	.727	2	31	33	2.5	35	0	47	45	0	22	227	17.5
TOTAL	45	23	1121	24.9	177	417	.424	73	207	.353	107	148	.723	5	67	72	1.6	105	0	122	103	1	47	534	11.9



13 ANTHONY MACK

R-Fr. • 6-6 • 214 • Guard
Las Vegas, Nevada
Univ. of Wyoming/Blair Academy (N.J.)

2018-19 HIGHLIGHTS

- Played season-high 27 minutes off bench in ACC opener against NC State (1/3)
- Scored six points against HBU (12/19) and eight against FAU (12/22)
- Played eight minutes in his Miami debut in season opener vs. Lehigh (11/9)
- Joined team this summer after transferring from Wyoming
- Granted waiver from NCAA to gain immediate eligibility following transfer

2018-19 GAME-BY-GAME

	GS	Min	FG	Pct	3FG	Pct	FT	Pct	O-D-T	Avg	PF	FO	A	TO	Blk	Stl	Pts	Avg
Lehigh	8		0-4	.000	0-4	.000	0-0	.000	0-0-0	0.0	1	0	0	0	0	0	0	0.0
SFA	DNP																	
Bethune-Cookman	DNP																	
vs La Salle	15		2-4	.500	1-2	.500	0-0	.000	0-0-0	0.0	3	0	0	2	0	1	5	2.5
vs Fresno State	5		0-1	.000	0-0	.000	0-0	.000	0-0-0	0.0	1	0	1	0	0	0	0	1.7
vs Seton Hall	DNP																	
Rutgers	DNP (illness)																	
vs Yale	12		0-3	.000	0-1	.000	0-0	.000	0-2-2	0.5	1	0	0	1	0	0	0	1.3
at Penn	9		0-1	.000	0-1	.000	0-0	.000	0-1-1	0.6	0	0	0	0	0	0	0	1.0
Houston Baptist	17		2-5	.400	2-5	.400	0-0	.000	2-2-4	1.2	2	0	2	1	0	0	6	1.8
Florida Atlantic	21		3-4	.750	2-3	.667	0-0	.000	0-0-0	1.0	2	0	2	0	0	1	8	2.7
Campbell	14		1-2	.500	1-2	.500	0-0	.000	0-0-0	0.9	0	0	1	0	0	0	3	2.8
NC State	27		2-7	.286	1-6	.167	0-0	.000	0-2-2	1.0	2	0	0	0	0	1	5	3.0

MACK'S CAREER STATISTICS				3-Point			Free Throws			Rebounds				Scoring											
Season	GP	GS	Min.	Avg.	FG	FGA	Pct.	FG	FGA	Pct.	FT	FTA	Pct.	Off.	Def.	Tot.	Avg.	PF	FO	Ast.	TO	Blk	Stl	Pts.	Avg.
2018-19	9	0	128	14.2	10	31	.323	7	24	.292	0	0	.000	2	7	9	1.0	12	0	6	4	0	3	27	3.0

CAREER HIGHS

Points
Career: 8 Florida Atlantic, 12/22/18
ACC: 5 NC State, 1/3/19

Rebounds
Career: 4 Houston Baptist, 12/19/18
ACC: 2 NC State, 1/3/19

Assists
Career: 2 2x, last vs. FAU, 12/22/18
ACC: -

Steals
Career: 1 3x, last vs. NC State, 1/3/19
ACC: 1 NC State, 1/3/19

Blocked Shots
Career: -
ACC: -

Field Goals
Career: 3 Florida Atlantic, 12/22/18
ACC: -

Field-Goal Attempts
Career: 7 NC State, 1/3/19
ACC: 7 NC State, 1/3/19

Free Throws
Career: -
ACC: -

Free-Throw Attempts
Career: -
ACC: -

3-Point Field Goals
Career: 2 2x, last vs. FAU, 12/22/18
ACC: 1 NC State, 1/3/19

3-Point Field-Goal Attempts
Career: 6 NC State, 1/3/19
ACC: 6 NC State, 1/3/19

Minutes
Career: 27 NC State, 1/3/19
ACC: 27 NC State, 1/3/19



10 DOMINIC PROCTOR

So. • 6-6 • 190 • Guard
Las Vegas, Nevada
Bishop Gorman HS

2018-19 HIGHLIGHTS

- Made first Miami appearance in final minute of Wooden Legacy game against La Salle (11/22)
- Joined team as walk-on for 2018-19 season

CAREER HIGHS

Points
Career: -
ACC: -

Rebounds
Career: -
ACC: -

Assists
Career: -
ACC: -

Steals
Career: -
ACC: -

Blocked Shots
Career: -
ACC: -

Field Goals
Career: -
ACC: -

Field-Goal Attempts
Career: -
ACC: -


Free Throws
Career: -
ACC: -

Free-Throw Attempts
Career: -
ACC: -

3-Point Field Goals
Career: -
ACC: -

3-Point Field-Goal Attempts
Career: -
ACC: -

Minutes
Career: 1 vs. La Salle, 11/22/18
ACC: -



1 DEJAN (DJ) VASILJEVIC

Jr. • 6-3 • 184 • Guard
Melbourne, Australia
Australian Institute of Sport

2018-19 HIGHLIGHTS

- Third in ACC in 3-pointers per game (2.77) and seventh in 3-point percentage (.424)
- Has hit at least one 3-pointer in 26 consecutive games (longest active streak in ACC and tied for the sixth longest streak in program history; would tie Davon Reed (2016-17 for fifth with 3-pointer vs. Louisville)
- Hit three or more 3-pointers in eight of 13 games
- Averaged 11.7 ppg and 5.7 rpg in three games at Wooden Legacy
- Hit four 3-pointers and scored 16 points in season opener against Lehigh (11/9)

Opponent	2017-18			2016-17			
	P	R	A	P	R	A	
Gard-Webb	7	2	0	WCU	11	2	2
Navy	16	3	0	at North Florida	13	1	0
Florida A&M	15	4	2	Penn	11	0	1
vs. La Salle	8	1	0	vs Stanford	3	1	1
N. Florida	2	2	0	vs Iowa State	5	0	0
at Minnesota	11	2	0	vs Florida	0	0	0
vs. Princeton	20	3	1	Rutgers	3	1	1
Boston U.	15	5	0	vs Wofford	6	2	0
at GW	10	1	0	SC State	17	2	2
at Hawai'i	6	3	0	FAU	2	2	0
vs. NMSU	15	5	1	GW	6	3	0
vs. MTSU	13	5	1	Columbia	3	1	1
at Pitt	3	2	0	NC State	3	2	0
at Ga. Tech	3	1	0	at Syracuse	18	0	0
FSU	8	3	4	Notre Dame	3	0	1
at Clemson	0	0	0	at Pittsburgh	6	2	1
Duke	0	2	0	at Wake Forest	3	0	0
at NC State	6	4	0	at Duke	0	1	0
Louisville.	0	0	0	Boston College	3	1	0
at FSU	20	2	0	North Carolina	3	1	0
Pittsburgh	8	3	0	Florida State	3	1	0
at Va. Tech	14	1	0	at NC State	0	1	0
Wake Forest	9	5	1	at Louisville	5	1	0
at BC	17	6	0	at Virginia Tech	3	0	0
Virginia	5	0	0	Georgia Tech	13	2	1
Syracuse	6	3	1	Clemson	5	3	1
at ND	3	0	0	at Virginia	10	4	0
BC	8	2	1	Duke	0	2	0
at UNC	10	3	0	at Virginia Tech	9	1	0
Va. Tech	16	1	1	vs Florida State	9	3	0
vs. UNC	6	1	0	vs Syracuse	13	1	1
vs. Loyola	9	5	1	vs North Carolina	6	1	1
				vs Michigan St.	2	2	1


2018-19 GAME-BY-GAME

	GS	Min	FG	Pct	3FG	Pct	FT	Pct	O-D-T	Avg	PF	FO	A	TO	Bk	Stl	Pts	Avg
Lehigh	*	26	5-10	.500	4-7	.571	2-2	1.000	0-3-3	3.0	3	0	2	2	0	0	16	16.0
Stephen F. Austin	*	30	4-9	.444	4-7	.571	5-5	1.000	1-3-4	3.5	3	0	0	1	0	0	17	16.5
Bethune-Cookman	*	32	5-12	.417	4-9	.444	6-6	1.000	2-3-5	4.0	1	0	2	2	0	3	20	17.7
vs La Salle	*	28	5-8	.625	3-5	.600	2-2	1.000	0-7-7	4.8	0	0	3	2	0	0	15	17.0
vs Fresno State	*	38	4-10	.400	4-7	.571	0-0	.000	1-4-5	4.8	2	0	1	2	0	0	12	16.0
vs Seton Hall	*	34	3-8	.375	2-5	.400	0-0	.000	0-5-5	4.8	0	0	5	0	0	0	8	14.7
Rutgers	*	38	1-8	.125	1-6	.167	0-0	.000	2-1-3	4.6	3	0	0	2	0	0	3	13.0
vs Yale		28	5-12	.417	4-10	.400	3-3	1.000	1-5-6	4.8	3	0	1	1	0	1	17	13.5
at Penn	*	34	4-7	.571	2-5	.400	0-0	.000	2-1-3	4.6	3	0	0	0	0	0	10	13.1
Houston Baptist	*	34	4-12	.333	3-10	.300	2-2	1.000	1-4-5	4.6	2	0	4	0	0	0	13	13.1
Florida Atlantic	*	33	3-7	.429	3-7	.429	0-0	.000	0-5-5	4.6	0	0	3	1	0	1	9	12.7
Campbell	*	34	3-5	.600	1-3	.333	3-4	.750	1-3-4	4.6	1	0	2	3	0	0	10	12.5
NC State	*	27	1-5	.200	1-4	.250	3-4	.750	0-3-3	4.5	1	0	1	0	0	1	6	12.0

SEASON/CAREER HIGHS

- Points**
 Season: 20 Bethune-Cookman, 11/17/18
 Career: 20 3x, last vs. Bethune, 11/17/18
 ACC: 20 at Florida State, 1/27/18
- Rebounds**
 Season: 7 vs. La Salle, 11/22/18
 Career: 7 vs. La Salle, 11/22/18
 ACC: 6 at Boston College, 2/10/18
- Assists**
 Season: 5 vs. Seton Hall, 11/25/18
 Career: 5 vs. Seton Hall, 11/25/18
 ACC: 4 Florida State, 1/7/18
- Steals**
 Season: 3 Bethune-Cookman, 11/17/18
 Career: 3 Bethune-Cookman, 11/17/18
 ACC: 2 2x, last vs. Florida State, 1/7/18
- Blocked Shots**
 Season: -
 Career: 1 3x, last vs. Boston U., 12/5/17
 ACC: -
- Field Goals**
 Season: 5 3x, last vs. La Salle, 11/22/18
 Career: 7 2x, last at Florida St., 1/27/18
 ACC: 7 at Florida State, 1/27/18
- Field-Goal Attempts**
 Season: 12 3x, last vs. HBU, 12/19/18
 Career: 13 vs. South Carolina State, 12/6/16
 ACC: 12 2x, last at BC, 2/10/18
- Free Throws**
 Season: 6 Bethune-Cookman, 11/17/18
 Career: 6 Bethune-Cookman, 11/17/18
 ACC: 2 2x, last at Virginia, 2/20/17
- Free-Throw Attempts**
 Season: 6 Bethune-Cookman, 11/17/18
 Career: 6 Bethune-Cookman, 11/17/18
 ACC: 2 6x, last at Virginia Tech, 2/3/18
- 3-Point Field Goals**
 Season: 4 5x, last vs. Yale, 12/1/18
 Career: 6 2x, last at Florida St., 1/27/18
 ACC: 6 2x, last at Florida St., 1/27/18
- 3-Point Field-Goal Attempts**
 Season: 10 2x, last vs. HBU, 12/19/18
 Career: 12 at Syracuse, 1/4/17
 ACC: 12 at Syracuse, 1/4/17
- Minutes**
 Season: 38 2x, last vs. Rutgers, 11/28/18
 Career: 38 2x, last vs. Rutgers, 11/28/18
 ACC: 35 2x, last at BC, 2/10/18

VASILJEVIC'S CAREER STATISTICS													3-Point				Free Throws			Rebounds				Scoring	
Season	GP	GS	Min.	Avg.	FG	FGA	Pct.	FG	FGA	Pct.	FT	FTA	Pct.	Off.	Def.	Tot.	Avg.	PF	FO	Ast.	TO	Bk	Stl	Pts.	Avg.
2016-17	33	0	577	17.5	65	182	.357	51	146	.349	16	20	.800	5	39	44	1.3	31	0	15	13	1	11	197	6.0
2017-18	32	20	731	22.8	104	231	.450	67	163	.411	14	16	.875	15	65	80	2.5	49	0	14	16	2	13	289	9.0
2018-19	13	12	416	32.0	47	113	.416	36	85	.424	26	28	.929	11	47	58	4.5	22	0	24	16	0	6	156	12.0
TOTAL	78	32	1724	22.1	216	526	.411	154	394	.391	56	64	.875	31	151	182	2.3	102	0	53	45	3	30	642	8.2



21 SAM WAARDENBURG

R-So. • 6-10 • 216 • Forward
 Henderson, New Zealand
 Rangitoto College

2018-19 HIGHLIGHTS

- Scored career-high 14 points in 37 minutes at Penn (12/4)
- Averaged 7.0 ppg and 4.3 rpg in three games at Wooden Legacy
- Made first career start and scored 11 points with career-high five rebounds in career-high 28 minutes in season opener against Lehigh (11/9)

2018-19 GAME-BY-GAME

	GS	Min	FG	Pct	3FG	Pct	FT	Pct	O-D-T	Avg	PF	FO	A	TO	Blk	Stl	Pts	Avg
Lehigh	*	28	3-7	.429	1-2	.500	4-4	1.000	3-2-5	5.0	1	0	2	1	0	1	11	11.0
Stephen F. Austin	*	33	1-6	.167	0-2	.000	0-1	.000	0-4-4	4.5	3	0	5	2	0	1	2	6.5
Bethune-Cookman	*	27	4-6	.667	0-1	.000	0-1	.000	1-3-4	4.3	3	0	1	0	0	0	8	7.0
vs La Salle	*	28	4-10	.400	1-3	.333	1-2	.500	1-3-4	4.3	0	0	2	2	1	0	10	7.8
vs Fresno State	*	24	1-5	.200	0-2	.000	4-5	.800	1-3-4	4.2	2	0	0	0	0	1	6	7.4
vs Seton Hall		24	2-4	.500	0-1	.000	1-2	.500	0-5-5	4.3	1	0	0	2	0	1	5	7.0
Rutgers		17	1-7	.143	0-3	.000	0-0	.000	1-2-3	4.1	0	0	0	2	0	0	2	6.3
vs Yale		6	0-0	.000	0-0	.000	0-0	.000	0-0-0	3.6	1	0	0	0	0	0	0	5.5
at Penn	*	37	5-7	.714	2-3	.667	2-3	.667	2-1-3	3.6	2	0	0	1	0	0	14	6.4
Houston Baptist	*	24	2-3	.667	0-1	.000	2-2	1.000	1-2-3	3.5	4	0	1	1	1	1	6	6.4
Florida Atlantic	*	29	1-5	.200	1-4	.250	1-2	.500	0-2-2	3.4	1	0	1	2	0	0	4	6.2
Campbell	*	27	1-4	.250	0-1	.000	0-0	.000	0-4-4	3.4	4	0	1	2	1	1	2	5.8
NC State	*	15	0-2	.000	0-1	.000	0-0	.000	0-0-0	3.2	4	0	0	1	0	0	0	5.4

WAARDENBURG'S CAREER STATISTICS										3-Point				Free Throws			Rebounds				Scoring				
Season	GP	GS	Min.	Avg.	FG	FGA	Pct.	FG	FGA	Pct.	FT	FTA	Pct.	Off.	Def.	Tot.	Avg.	PF	FO	Ast.	TO	Blk	Stl	Pts.	Avg.
2017-18	21	0	310	14.8	24	58	.414	14	32	.438	7	8	.875	26	33	59	2.8	31	0	17	14	9	10	69	3.3
2018-19	13	10	319	24.5	25	66	.379	5	24	.208	15	22	.682	10	31	41	3.2	26	0	13	16	3	6	70	5.4
TOTAL	34	10	629	18.5	49	124	.395	19	56	.339	22	30	.733	36	64	100	2.9	57	0	30	30	12	16	139	4.1

SEASON/CAREER HIGHS

Points

Season: 14 at Penn, 12/4/18
 Career: 14 at Penn, 12/4/18
 ACC: 12 Wake Forest, 2/7/18

Rebounds

Season: 5 2x, last vs. Seton Hall, 11/25/18
 Career: 7 Louisville, 1/24/18
 ACC: 7 Louisville, 1/24/18

Assists

Season: 5 Stephen F. Austin, 11/13/18
 Career: 5 Stephen F. Austin, 11/13/18
 ACC: 4 at North Carolina, 2/27/18

Steals

Season: 1 6x, last vs. Campbell, 12/29/18
 Career: 3 at Boston College, 2/10/18
 ACC: 3 at Boston College, 2/10/18

Blocked Shots

Season: 1 3x, last vs. Campbell, 12/29/18
 Career: 2 vs. North Carolina, 3/8/18
 ACC: 1 4x, last at UNC, 2/27/18

Field Goals

Season: 4 2x, last vs. La Salle, 11/22/18
 Career: 4 3x, last vs. La Salle, 11/22/18
 ACC: 3 Wake Forest, 2/7/18

Field-Goal Attempts

Season: 10 La Salle, 11/22/18
 Career: 10 La Salle, 11/22/18
 ACC: 5 3x, last vs. BC, 2/24/18

Free Throws

Season: 4 2x, last vs. Fresno State, 11/23/18
 Career: 4 2x, last vs. Fresno State, 11/23/18
 ACC: 3 Wake Forest, 2/7/18

Free-Throw Attempts

Season: 5 vs. Fresno State, 11/23/18
 Career: 5 vs. Fresno State, 11/23/18
 ACC: 4 Wake Forest, 2/7/18

3-Point Field Goals

Season: 2 at Penn, 12/4/18
 Career: 3 Wake Forest, 2/7/18
 ACC: 3 Wake Forest, 2/7/18

3-Point Field-Goal Attempts

Season: 4 Florida Atlantic, 12/22/18
 Career: 4 3x, last vs. FAU, 12/22/18
 ACC: 4 2x, last at Notre Dame, 2/19/18

Minutes

Season: 37 at Penn, 12/4/18
 Career: 37 at Penn, 12/4/18
 ACC: 23 2x, last at UNC, 2/27/18

2018-19 MIAMI BASKETBALL ROSTER

NUMERICAL

No.	Name	Yr.	Pos.	Ht.	Wt.	Hometown/Previous School
0	Chris Lykes	So.	G	5-7	157	Mitchellville, Md./Gonzaga College HS
1	Dejan (DJ) Vasiljevic	Jr.	G	6-3	184	Melbourne, Australia/Australian Institute of Sport
2	Willie Herenton	So.	G	6-1	178	Lincolnshire, Ill./Stevenson HS
3	Anthony Lawrence II	Sr.	G	6-7	207	St. Petersburg, Fla./Lakewood Senior HS
5	Zach Johnson	R-Sr.	G	6-2	192	Miami, Fla./Florida Gulf Coast Univ./Norland HS
10	Dominic Proctor	So.	G	6-6	190	Las Vegas, Nev./Bishop Gorman HS
13	Anthony Mack	R-Fr.	G	6-6	214	Las Vegas, Nev./Wyoming/Blair Academy (N.J.)
14	Rodney Miller Jr.	Jr.	C	7-0	255	Laurelton, N.Y./Oak Hill Academy
15	Ebuka Izundu	Sr.	C	6-10	232	Charlotte, N.C./Victory Christian Center
20	Dewan Hernandez	Jr.	F	6-11	235	Miami, Fla./Norland HS
21	Sam Waardenburg	R-So.	F	6-10	216	Auckland, New Zealand/Rangitoto College
22	Deng Gak	R-Fr.	F	6-10	211	Sydney, Australia/Blair Academy (N.J.)
23	Kameron McGusty [^]	Jr.	G	6-5	192	Katy, Texas/Oklahoma/Sunrise Christian Acad. (Kan.)

ALPHABETICAL

No.	Name	Yr.	Pos.	Ht.	Wt.	Hometown/Previous School
2	Willie Herenton	So.	G	6-1	178	Lincolnshire, Ill./Stevenson HS
22	Deng Gak	R-Fr.	F	6-10	211	Sydney, Australia/Blair Academy (N.J.)
20	Dewan Hernandez	Jr.	F	6-11	235	Miami, Fla./Norland HS
15	Ebuka Izundu	Sr.	C	6-10	232	Charlotte, N.C./Victory Christian Center
5	Zach Johnson	R-Sr.	G	6-2	192	Miami, Fla./Florida Gulf Coast Univ./Norland HS
3	Anthony Lawrence II	Sr.	G	6-7	207	St. Petersburg, Fla./Lakewood Senior HS
0	Chris Lykes	So.	G	5-7	157	Mitchellville, Md./Gonzaga College HS
13	Anthony Mack	R-Fr.	G	6-6	214	Las Vegas, Nev./Wyoming/Blair Academy (N.J.)
23	Kameron McGusty [^]	Jr.	G	6-5	192	Katy, Texas/Oklahoma/Sunrise Christian Acad. (Kan.)
14	Rodney Miller Jr.	Jr.	C	7-0	255	Laurelton, N.Y./Oak Hill Academy
10	Dominic Proctor	So.	G	6-6	190	Las Vegas, Nev./Bishop Gorman HS
1	Dejan (DJ) Vasiljevic	Jr.	G	6-3	184	Melbourne, Australia/Australian Institute of Sport
21	Sam Waardenburg	R-So.	F	6-10	216	Auckland, New Zealand/Rangitoto College

[^] sitting out 2018-19 season per NCAA transfer regulations

Head Coach: Jim Larrañaga, Providence '71, eighth season

Associate Head Coach: Chris Caputo, Westfield State (Mass.) '02, eighth season

Assistant Coach: Alvin "Pooh" Williamson, Tulsa '95, first season

Assistant Coach: Adam Fisher, Penn State '06, fourth season

Director of Operations: Lamont Franklin, UNC Wilmington '97, second season

Strength & Conditioning Coach: Casey Cathrall, Ithaca College '12, first season

Athletic Trainer: Javier Jimenez, Temple '06, third season

Associate Director of Operations: Jeff Dyer, Delaware '14, second season

PRONUNCIATION GUIDE

Dewan	Duh-WAHN
Gak	Gack
Herenton	HAIR-un-tun
Ebuka Izundu	ee-BOO-kuh ee-ZOON-du
DJ Vasiljevic	Vuh-SEE-luh-vitch
Waardenburg	WAR-dun-berg

HC Jim Larrañaga	LARE-uh-NAY-guh
AC Chris Caputo	Cuh-POO-toe
SC Casey Cathrall	Cuh-THRALL
AT Javier Jimenez	Hah-VEE-air Him-EN-ez

ROSTER BY CLASS

Seniors (3)

Ebuka Izundu
Zach Johnson
Anthony Lawrence II

Juniors (4)

Dewan Hernandez
Kameron McGusty
Rodney Miller Jr.
DJ Vasiljevic

Sophomores (4)

Willie Herenton
Chris Lykes
Dominic Proctor
Sam Waardenburg

Freshmen (2)

Deng Gak
Anthony Mack

ROSTER BY STATE

3 Florida
2 Nevada
1 Illinois
1 Maryland
1 New York
1 Texas

ROSTER BY COUNTRY

8 United States
2 Australia
1 New Zealand
1 Nigeria

GEOGRAPHIC BREAKDOWN

UNITED STATES

Florida

Dewan Hernandez
Zach Johnson
Anthony Lawrence II

Illinois

Willie Herenton

Maryland

Chris Lykes

Nevada

Anthony Mack
Dominic Proctor

New York

Rodney Miller Jr.

Texas

Kameron McGusty

INTERNATIONAL

Australia

DJ Vasiljevic
Deng Gak

New Zealand

Sam Waardenburg

Nigeria

Ebuka Izundu

TV/RADIO ROSTER



0 CHRIS LYKES
So. • G • 5-7 • 157
Mitchellville, Md.
Gonzaga College HS



1 DEJAN (DJ) VASILJEVIC
Jr. • G • 6-3 • 184
Melbourne, Australia
Australian Institute of Sport



2 WILLIE HERENTON
So. • G • 6-1 • 178
Lincolnshire, Ill.
Stevenson HS




3 ANTHONY LAWRENCE II
Sr. • G • 6-7 • 207
St. Petersburg, Fla.
Lakewood Senior HS



5 ZACH JOHNSON
R-Sr. • G • 6-2 • 192
Miami, Fla.
Florida Gulf Coast/Norland HS



10 DOMINIC PROCTOR
So. • G • 6-6 • 190
Las Vegas, Nev.
Bishop Gorman HS




13 ANTHONY MACK
R-Fr. • G • 6-6 • 214
Las Vegas, Nev.
Wyoming/Blair Academy (N.J.)




14 RODNEY MILLER JR.
Jr. • C • 7-0 • 255
Laurelton, N.Y.
Oak Hill Academy



15 EBUKA IZUNDU
Sr. • C • 6-10 • 232
Charlotte, N.C.
Victory Christian Center



20 DEWAN HERNANDEZ
Jr. • F • 6-11 • 235
Miami, Fla.
Norland HS



21 SAM WAARDENBURG
R-So. • F • 6-10 • 216
Auckland, New Zealand
Rangitoto College



22 DENG GAK
R-Fr. • F • 6-10 • 211
Sydney, Australia
Blair Academy (N.J.)



23 KAMERON MCGUSTY
Jr. • G • 6-5 • 192
Katy, Texas
Oklahoma/Sunrise Christian Acad. (Kan.)



JIM LARRAÑAGA
Head Coach



CHRIS CAPUTO
Associate Head Coach



ALVIN "POOH" WILLIAMSON
Assistant Coach



ADAM FISHER
Assistant Coach



LAMONT FRANKLIN
Director of Operations