



2019-20 ALABAMA A&M BASKETBALL

2005 SOUTHWESTERN ATHLETIC CONFERENCE CHAMPIONS • 2005 NCAA TOURNAMENT APPEARANCE • NINE NCAA DIVISION II TOURNAMENT APPEARANCES • FOUR NCAA DIVISION II ELITE EIGHT APPEARANCES

GAME
8

AT MIAMI

Dec. 14, 2019 | 2 p.m.
Watsco Center
Coral Gables, Fla.

2019-20 SCHEDULE

Overall 2-5 | SWAC 0-0 | Non-Conference: 2-5
Home: 2-0 | Road: 0-5 | Neutral: 0-0

DATE	OPPONENT	TIME/RESULT
11.5	at Tennessee State	L, 66-106
11.11	at UAB	L, 52-74
11.14	at Cincinnati	L, 53-85
11.16	at Miami (OH)	L, 63-79
11.21	at Clemson	L, 51-87
11.25	TROY	W, 80-66
12.7	JACKSONVILLE STATE	W, 67-62
12.14	at Miami	2 p.m.
12.17	at South Alabama	7 p.m.
12.20	NORTH ALABAMA	6 p.m.
12.29	at Notre Dame	2 p.m.
1.4	at Grambling State*	5:30 p.m.
1.6	at Jackson State*	7:30 p.m.
1.11	ARKANSAS-PINE BLUFF*	6 p.m.
1.13	MISSISSIPPI VALLEY STATE*	7:30 p.m.
1.18	ALABAMA STATE^*	5 p.m.
1.25	at Alcorn State*	5:30 p.m.
1.27	at Southern*	7:30 p.m.
2.1	TEXAS SOUTHERN*	6 p.m.
2.3	PRAIRIE VIEW A&M*	7:30 p.m.
2.8	at Arkansas-Pine Bluff*	7:30 p.m.
2.10	at Mississippi Valley State*	7:30 p.m.
2.15	at Alabama State*	5 p.m.
2.22	ALCORN STATE*	6 p.m.
2.24	SOUTHERN*	7:30 p.m.
2.29	at Texas Southern*	7:30 p.m.
3.2	at Prairie View A&M*	8 p.m.
3.5	GRAMBLING STATE*	7:30 p.m.
3.7	JACKSON STATE*	6 p.m.
3.12	SWAC Basketball Tournament	TBD

* Southwestern Athletic Conference Game
^ Game at Bill Harris Arena (Birmingham, AL)
All times are listed as Central
Home Games are in ALL CAPS and BOLD

ALABAMA A&M BULLDOGS

Overall Record: _____ 2-5
 SWAC Record: _____ 0-0
 Home Record: _____ 2-0
 Away Record: _____ 0-5
 Neutral Record: _____ 0-0
 Last 5/Last 10: _____ 2-3/2-5
 Streak: _____ W2
 Website: _____ aamusports.com
 Head Coach: _____ Dylan Howard
 Career Record: _____ 91-154 (10th year)
 Record at A&M: _____ 7-32 (2nd year)

MIAMI HURRICANES

Overall Record: _____ 5-3
 ACC Record: _____ 0-0
 Home Record: _____ 2-1
 Away Record: _____ 2-0
 Neutral Record: _____ 1-2
 Last 5/Last 10: _____ 3-2/5-3
 Streak: _____ W1
 Website: _____ hurricanesports.com
 Head Coach: _____ Jim Larrañaga
 Career Record: _____ 650-434 (36th year)
 Record at UM: _____ 180-100 (2nd year)

LAST GAME'S STARTERS



Cameron Tucker
G-Fr. 6-1 · 170
Pts/G: 6.0
Reb/G: 3.0
FG%: .273



Garrett Hicks
G-Fr. 6-0 · 160
Pts/G: 9.0
Reb/G: 2.4
FG%: .361



Cameron Alford
G-Fr. 6-1 · 200
Pts/G: 14.3
Reb/G: 5.6
FG%: .455



TJ Parham
F-Gr. 6-7 · 210
Pts/G: 10.1
Reb/G: 4.0
FG%: .309



EJ Williams
C-Fr. 6-10 · 275
Pts/G: 4.4
Reb/G: 2.1
FG%: .361

BULLDOGS OFF THE BENCH

Pos.	#	Player	Ht.	Wt.	Yr.	Hometown	Pts./G	Reb./G
F	1	Mason Ellison	6-6	192	Fr.	Huntsville, Ala.	1.5	2.5
G	2	Brandon Miller	6-0	170	Jr.	Huntsville, Ala.	7.0	2.9
F	5	Jalen Johnson	6-7	215	Fr.	Indianapolis, Ind.	5.3	3.4
G	12	Brandon Powell	6-4	205	So.	Huntsville, Ala.	0.0	0.3
F	22	Gerron Scissum	6-8	210	Sr.	Huntsville, Ala.	-	-
F	24	Evan Wiley	6-6	210	Sr.	Huntsville, Ala.	1.1	0.9
F	30	Brandon Houston	6-7	240	Jr.	Birmingham, Ala.	3.3	1.9
F	34	Walter Jones Jr.	6-5	180	Sr.	Greensboro, Ala.	1.3	1.8
G	35	Tremere Brown	6-8	210	Fr.	Phenix City, Ala.	0.0	1.0

ALABAMA A&M BULLDOGS



Stat	A&M	Miami
Scoring Offense	61.7	71.9
Scoring Defense	79.9	72.0
Scoring Margin	-18.1	-0.1
Rebound Margin	-11.9	-7.4
Assists Per Game	9.9	11.5
Blocked Shots Per Game	1.4	3.5
Steals Per Game	7.7	6.3
Turnover Margin	1.0	+3.0
Assist Turnover Ratio	0.75	1.2
Field-Goal Percentage	.373	.458
Field-Goal Percentage Defense	.483	.459
Three-Point FGs Per Game	7.0	7.8
Three-Point FG Percentage	.282	.395
Free-Throw Percentage	.685	.657

BROADCAST INFO

TV/STREAM: ACC Network
LIVE STATS: hurricanesports.com

2019-20 QUICK FACTS

THE UNIVERSITY

Name: Alabama A&M University
 Founded: 1875
 Enrollment: 5,038
 Nickname: Bulldogs
 Conference: Southwestern Athletic Conference
 School colors: Maroon and White
 Stadium: T.M. Elmore Gymnasium
 President: Dr. Andrew Hugine Jr.
 Athletics Director: Bryan Hicks

BASKETBALL HISTORY

First NCAA Division I Season 1998
 Seasons: 21
 Division 1 Record: 190-376
 D1 NCAA Tournament Appearances/Last: 1/2005
 D2 NCAA Tournament Appearances/Last: 9/1996
 SIAC Conference Championships/Last: 7/1995

COACHES & STAFF

Head Coach Dylan Howard
 Alma Mater Alabama-Birmingham, '92
 Overall Record (Season) 91-154 (10)
 Record at A&M (Seasons) 7-32 (2)
 Associate Head Coach Derrick Tilmon
 Assistant Coach Antwain Banks
 Assistant Coach Carl Richburg
 Special Assistant Pat Richardson
 Graduate Assistant Marcus Merriweather
 Athletic Trainer Paige McCririe
 Basketball Office Phone (256) 372-8269

TEAM INFORMATION

2018-19 Record: 5-25
 2018-19 SWAC Record/Finish 4-14/9th
 Starters Returning/Lost 2/3
 Letterwinners Returning/Lost 5/8
 Newcomers for 2019-20 8

MEDIA INFORMATION

SPORTS INFORMATION OFFICE

Director, Sports Information: Justin Graves
 E-mail: justin.graves@aamu.edu
 Office: 256-372-4005

Assistant Director, Sports Information
 MBB Contact: Jordan Benson
 E-mail: jordan.benson@aamu.edu
 Office: 256-372-4550
 Website: aamusports.com

INTERVIEWS

The weekly press luncheon for Coach Howard and select players is held each Wednesday at noon in the Sports Information Office, which is located in Elmore Gymnasium. If a specific player is needed, contact the Sports Information office by Tuesday to make arrangements. If possible, player interviews need to be conducted during the weekly press luncheon on Wednesdays.

POSTGAME PROCEDURES

Coach Howard will be available to the media during his postgame press conference in the Sports Information Office, in Elmore Gymnasium. Players will be made available via requests.



2019-20 ALABAMA A&M BULLDOGS

#	Name	Pos.	Ht.	Wt.	Cl.	Hometown (Previous School)
0	TJ Parham	F	6-7	210	Gr.	Chicago, Ill. (Wisconsin-Green Bay)
1	Mason Ellison	F	6-6	192	Fr.	Huntsville, Ala. (Lee HS)
2	Brandon Miller	G	6-0	170	Jr.	Huntsville, Ala. (Edwards Waters College)
3	Cameron Tucker	G	6-1	170	Fr.	Birmingham, Ala. (Wenonah HS)
5	Jalen Johnson	F	6-7	215	Fr.	Indianapolis, Ind. (Emerich Manual HS)
10	Garrett Hicks	G	6-0	160	Fr.	Madison, Ala. (James Clemens HS)
12	Brandon Powell	G	6-4	205	So.	Huntsville, Ala. (Lee HS)
13	Cameron Alford	G	6-1	200	Fr.	Brownsburg, Ind. (Brownsburg HS)
15	EJ Williams	C	6-10	275	Fr.	Middletown, Ohio (The Skills Factory (GA))
22	Gerron Scissum	F	6-8	210	Sr.	Huntsville, Ala. (James Madison University)
24	Evan Wiley	F	6-6	210	Sr.	Huntsville, Ala. (Lee HS)
30	Brandon Houston	F	6-7	240	Jr.	Birmingham, Ala. (Ramsay HS)
34	Walter Jones Jr.	G	6-5	180	Sr.	Greensboro, Ala. (U-Texas Rio Grande Valley)
35	Tremere Brown	F	6-8	210	Fr.	Phenix City, Ala. (Central HS)

PRONUNCIATION GUIDE

Dylan Howard	DYE-lan	Gerron Scissum	Si-Zum
Cameron Alford	AI-FORD	Evan Wiley	WHY-lee
Tremere Brown	Tri-MERE		

BY STATE

ALABAMA (10)		
35	Tremere Brown	F
1	Mason Ellison	F
10	Garrett Hicks	G
30	Brandon Houston	F
22	Gerron Scissum	F
34	Walter Jones Jr.	G
2	Brandon Miller	G
12	Brandon Powell	G
22	Gerron Scissum	F
3	Cameron Tucker	G
24	Evan Wiley	F
ILLINOIS (1)		
0	TJ Parham	F
INDIANA (2)		
13	Cameron Alford	G
5	Jalen Johnson	F
OHIO (1)		
15	EJ Williams	C

BY ELIGIBILITY

GRADUATE (1)		
0	TJ Parham	F
SENIORS (3)		
22	Gerron Scissum	F
24	Evan Wiley	F
34	Walter Jones Jr.	G
JUNIORS (2)		
2	Brandon Miller	G
30	Brandon Houston	F
SOPHOMORES (1)		
12	Brandon Powell	G
FRESHMEN (7)		
1	Mason Ellison	F
3	Cameron Tucker	G
5	Jalen Johnson	F
10	Garrett Hicks	G
13	Cameron Alford	G
15	EJ Williams	C
35	Tremere Brown	F

BY HEIGHT

6-10	EJ Williams	C
6-8	Tremere Brown	F
6-8	Gerron Scissum	F
6-7	Brandon Houston	F
6-7	Jalen Johnson	F
6-7	TJ Parham	F
6-6	Mason Ellison	F
6-6	Evan Wiley	F
6-5	Walter Jones Jr.	G
6-4	Brandon Powell	G
6-1	Cameron Alford	G
6-1	Cameron Tucker	G
6-0	Brandon Miller	G
6-0	Garrett Hicks	G

BULLDOGS WIN SECOND STRAIGHT

Alabama A&M earned their second straight win and second at Elmore Gym against 2019 Ohio Valley champions Jackson State on Dec. 7 as they won the overtime contest 67-62. Cameron Alford led the Bulldogs in scoring again with 18 points, while TJ Parham added 10. A&M scored 22 points off the bench, bolstered by forward Brandon Houston with 11.

HOME OPENING SHOW

Alabama A&M celebrated a win in their home opener against in-state foe Troy on Nov. 25. The Bulldogs recorded a season-high 80 points in the victory, led by a career-high 23 points by Cameron Alford. A&M also led at half for the first time on the year, while the Bulldogs secured an 80-66 win.

LOCKDOWN

The Bulldogs played lockdown defense in the second half in their game against Troy, holding the Trojans to just eight field goals, 32 points and 25 percent shooting in the half. The eight field goals allowed are the lowest against a D-1 opponent since last season when the Bulldogs held Grambling State to six field goals and 19 points in the second half of their 65-60 win.

YOUTH MOVEMENT

Newcomers have led the way for A&M so far as six of the top scorers are playing their first season for the Bulldogs. As of Nov. 24, the team has three double-digit scorers, led by Cameron Alford (12.8 ppg), along with fellow freshman Garrett Hicks (10.8 ppg) and graduate transfer TJ Parham (10.8 ppg).

FINAL ONE BEFORE THE BREAK

The Bulldogs close out a six-game in 21 day stretch with their home opener against Troy on Monday, Nov. 25. Following a few days off for Thanksgiving the Bulldogs will return to action next Saturday, Dec. 7 to host Jacksonville State (4 PM).

SEASON OPENING ROAD TRIP

Alabama A&M opens the 2019-20 season with five straight road games, traveling to Tennessee State, UAB, Cincinnati, Miami (OH) and Clemson before hosting Troy for their home opener on Nov. 25 at Elmore Gym.

BULLDOGS WELCOME EIGHT

Head coach Dylan Howard and staff announced eight newcomers (one graduate transfer and seven freshmen) to this year's Bulldogs squad as Cameron Alford (Brownsburg HS), Tremere Brown (Central HS), Mason Ellison (Lee HS), Garrett Hicks (James Clemens HS), Jalen Johnson (Emerich Manual HS), TJ Parham (Wisconsin Green-Bay), Cameron Tucker (Wenonah HS) and EJ Williams (Middletown HS/The Skills Factory) will join the Bulldogs for the 2019-20 season.

LOCAL TALENT

The 2019-20 Bulldogs feature nine Alabama natives, including Mason Ellison, Garrett Hicks, Brandon Miller, Brandon Powell, Gerron Scissum and Evan Wiley who are all from the Huntsville/Madison area. Tremere Brown (Phenix City/Central HS), Brandon Houston (Birmingham/Ramsay HS), Walter Jones Jr. (Greensboro/Sunshine HS) and Cameron Tucker (Birmingham/Wenonah HS) round out the in-state products on the current roster.

HOWARD RETAINS STAFF

Head coach Dylan Howard returns his entire coaching staff from the previous year. Associate Head Coach Derrick Tilmon, and assistants Antwain Banks and Carl Richburg all begin their second year on the job. Special Assistant Pat Richardson will begin his third year in his current position and sixth with A&M overall, while graduate assistant Marcus Merriweather is also starting his second season on the bench for the Bulldogs.

SWAC SCHEDULE

The 2019-20 schedule will feature a 18-game Southwestern Athletic Conference schedule. Alabama A&M will host and visit every SWAC school. The Bulldog conference schedule begins with a road matchup at Grambling State on Jan. 4, and concludes with a home matchup against Jackson State on Mar. 7.

HOME/ROAD SPLITS

BULLDOGS AT HOME

TEAM STATISTICS	A&M	OPP
Scoring	147	128
Points per game	73.5	64
Scoring margin	+19.0	
FIELD GOALS-ATT	52-128	49-129
Field goal pct	.406	.380
3 POINT FG-ATT	14-54	11-50
3-point FG pct	.259	.220
3-point FG made per game	7.0	5.5
FREE THROWS-ATT	29-37	19-30
Free throw pct	.783	.633
F-Throws made per game	14.5	9.5
REBOUNDS	79	84
Rebounds per game	39.5	42.0
Rebounding margin	-5.0	
ASSISTS	29	22
Assists per game	14.5	11.0
TURNOVERS	22	32
Turnovers per game	11.0	16
Turnover margin	+10.0	
Assist/turnover ratio	1.3	0.7
STEALS	14	7
Steals per game	7	3.5
BLOCKS	5	6
Blocks per game	2.5	3.0

BULLDOGS AWAY FROM HOME

TEAM STATISTICS	A&M	OPP
Scoring	285	431
Points per game	57.0	86.2
Scoring margin	-29.2	
FIELD GOALS-ATT	109-128	161-306
Field goal pct	.406	.380
3 POINT FG-ATT	14-54	11-50
3-point FG pct	.259	.220
3-point FG made per game	7.0	5.5
FREE THROWS-ATT	29-37	19-30
Free throw pct	.783	.633
F-Throws made per game	14.5	9.5
REBOUNDS	79	84
Rebounds per game	39.5	42.0
Rebounding margin	-5.0	
ASSISTS	29	22
Assists per game	14.5	11.0
TURNOVERS	22	32
Turnovers per game	11.0	16
Turnover margin	+10.0	
Assist/turnover ratio	1.3	0.7
STEALS	14	7
Steals per game	7.0	3.5
BLOCKS	5	6
Blocks per game	2.5	3.0

GAMES STARTED

	Streak	2019-20 Career	
Cameron Alford	7	7	7
Tremere Brown	-	-	-
Mason Ellison	-	-	-
Garrett Hicks	7	7	7
Brandon Houston	-	-	1
Jalen Johnson	-	-	-
Walter Jones Jr.	-	-	15
Brandon Miller	-	-	29
TJ Parham	7	7	7
Brandon Powell	-	-	5
Gerron Scissum	-	-	20
Cameron Tucker	7	7	7
Evan Wiley	-	-	48
EJ Williams	7	7	7

2019-20 SOUTHWESTERN CONFERENCE STANDINGS

	SWAC	PCT.	ALL	PCT.	H	A	N	STREAK
Grambling State	---	---	5-5	.500	3-0	2-5	-	W1
Alcorn State	---	---	3-5	.375	3-0	0-5	-	W1
Prairie View	---	---	3-6	.333	1-0	1-5	1-1	L1
Southern	---	---	3-6	.333	2-0	0-6	1-0	L2
Texas Southern	---	---	3-6	.333	2-0	1-6	-	W1
Alabama A&M	---	---	2-5	.286	2-0	0-5	-	W2
UAPB	---	---	1-7	.125	1-0	0-7	-	W1
Alabama State	---	---	1-8	.111	-	0-7	1-1	L2
Jackson State	---	---	1-8	.111	1-0	0-8	-	L3
Mississippi Valley	---	---	1-8	.111	1-0	0-8	-	L1

BULLDOGS RANK IN THE SWAC

INDIVIDUAL RANKINGS

SCORING/GAME	Rank	Value
Cameron Alford	4	14.3
TJ Parham	18	10.1
Garrett Hicks	21	9.0

REBOUNDING/GAME	Rank	Value
Cameron Alford	10	5.6
TJ Parham	23	4.0

FIELD GOAL PCT.	Rank	Value
Cameron Alford	3	.455

3-PT FIELD GOAL MADE	Rank	Value
TJ Parham	5	2.0
Garrett Hicks	T10	1.6
TJ Parham	T10	1.6

HOME/ROAD SPLITS

WHEN THE BULLDOGS WIN

TEAM STATISTICS	AGM	OPP
Scoring	147	128
Points per game	73.5	64
Scoring margin	-19.0	
FIELD GOALS-ATT	52-128	49-129
Field goal pct	.406	.380
3 POINT FG-ATT	14-54	11-50
3-point FG pct	.259	.220
3-point FG made per game	7.0	5.5
FREE THROWS-ATT	29-37	19-30
Free throw pct	.783	.633
F-Throws made per game	14.5	9.5
REBOUNDS	79	84
Rebounds per game	39.5	42.0
Rebounding margin	-5.0	
ASSISTS	29	22
Assists per game	14.5	11.0
TURNOVERS	22	32
Turnovers per game	11.0	16
Turnover margin	+10.0	
Assist/turnover ratio	1.3	0.7
STEALS	14	7
Steals per game	7	3.5
BLOCKS	5	6
Blocks per game	2.5	3.0

WHEN THE BULLDOGS LOSE

TEAM STATISTICS	AGM	OPP
Scoring	285	431
Points per game	57.0	86.2
Scoring margin	-29.2	
FIELD GOALS-ATT	109-128	161-306
Field goal pct	.406	.380
3 POINT FG-ATT	14-54	11-50
3-point FG pct	.259	.220
3-point FG made per game	7.0	5.5
FREE THROWS-ATT	29-37	19-30
Free throw pct	.783	.633
F-Throws made per game	14.5	9.5
REBOUNDS	79	84
Rebounds per game	39.5	42.0
Rebounding margin	-5.0	
ASSISTS	29	22
Assists per game	14.5	11.0
TURNOVERS	22	32
Turnovers per game	11.0	16
Turnover margin	+10.0	
Assist/turnover ratio	1.3	0.7
STEALS	14	7
Steals per game	7.0	3.5
BLOCKS	5	6
Blocks per game	2.5	3.0

BULLDOGS RANK IN THE NCAA

INDIVIDUAL RANKINGS

FIELD GOAL PERCENTAGE	Rank	Value
Cameron Alford	T223	.455

DEFENSIVE REBOUNDS/GAME	Rank	Value
Cameron Alford	T230	5.0

TEAM RANKINGS

Stat	Rank	Value
Scoring Offense	326	61.7
Scoring Defense	333	79.9
Scoring Margin	341	-18.1
Field-Goal Pct.	337	37.3
Field-Goal Pct. Defense	333	48.3
Three-Point FGs Per Game	198	7.0
Three-Point FG Pct.	317	28.2
Three-Point FG Pct. Defense	251	34.6
Free-Throw Pct.	215	68.5
Defensive Rebounds Per Game	290	23.7
Offensive Rebounds Per Game	284	8.4
Total Rebounds Per Game	315	32.1
Rebound Margin	348	-11.9
Assists Per Game	333	9.9
Blocked Shots Per Game	347	1.4
Steals Per Game	96	7.7
Turnovers Per Game	128	13.1
Turnover Margin	152	1.0
Assist Turnover Ratio	306	0.75
Personal Fouls Per Game	149	17.0
Won-Lost Pct.	306	.286

ASSISTS/GAME	Rank	Value
Cameron Tucker	8	2.6
Garrett Hicks	11	2.3
Cameron Alford	13	2.1

OFFENSIVE REBOUNDS	Rank	Value
TJ Parham	22	1.1
Cameron Alford	24	0.6

DEFENSIVE REBOUNDS	Rank	Value
Cameron Alford	5	5.0
TJ Parham	22	2.9

BLOCKS/GAME	Rank	Value
Jalen Johnson	10	0.7

STEALS/GAME	Rank	Value
Jalen Johnson	T12	0.7
Brandon Miller	T12	0.7
Garrett Hicks	19	1.1

MINUTES PLAYED	Rank	Value
Garrett Hicks	4	30.4
Cameron Tucker	T10	29.3
Cameron Alford	T10	29.3
TJ Parham	18	27.3

TEAM RANKINGS

Stat	Rank	Value
Scoring Offense	7	61.7
Scoring Defense	9	79.9
Scoring Margin	7	-18.1
Field-Goal Pct.	8	37.3
Field-Goal Pct. Defense	7	48.3
Three-Point FGs Per Game	2	7.0
Three-Point FG Pct.	6	28.2
Three-Point FG Pct. Defense	6	34.6
Free-Throw Pct.	5	68.5
Defensive Rebounds Per Game	6	23.7
Offensive Rebounds Per Game	8	8.4
Total Rebounds Per Game	7	32.1
Rebound Margin	9	-11.9
Assists Per Game	7	9.9
Blocked Shots Per Game	10	1.4
Steals Per Game	6	7.7
Turnovers Per Game	2	13.1
Turnover Margin	6	1.0
Assist Turnover Ratio	6	0.75
Won-Lost Pct.	6	.286

INDIVIDUAL SEASON SUPERLATIVES**Points**

A&M: 23, Cameron Alford (vs. Troy, 11/25)
Opp: 22, Carlos Marshall (at Tennessee State, 11/5)

Field Goals Made

A&M: 10, Cameron Alford (vs. Troy, 11/25)
Opp: 8 - 2X, last Tavin Lovan (at UAB, 11/11)

Field Goals Attempted

A&M: 17, Cameron Alford (vs. Troy, 11/25)
Opp: 13 - 2X, last Kayne Henry (vs. Jacksonville State 12/7)

3-Pointers Made

A&M: 5, Brandon Miller (at Clemson, 11/21)
Opp: 6, Carlos Marshall (at Tennessee State, 11/5)

3-Pointers Attempted

A&M: 10 - 2X, last TJ Parham (vs. Troy, 11/25)
Opp: 11, Carlos Marshall (at Tennessee State, 11/5)

Free Throws Made

A&M: 8, Cameron Alford (vs. Jacksonville, 12/7)
Opp: 7, Jalen Benjamin (at UAB, 11/11)

Free Throws Attempted

A&M: 10, Cameron Alford (vs. Jacksonville, 12/7)
Opp: 8, Jalen Benjamin (UAB, 11/11)

Rebounds

A&M: 10, Cameron Alford (vs. Miami (OH), 11/16)
Opp: 14, Dalonte Brown (at Miami (OH), 11/16)

Assists

A&M: 5, Cameron Alford (at Miami (OH), 11/16)
Opp: 7, Michael Littlejohn (at Tennessee State, 11/5)

Turnovers

A&M: 8, Cameron Tucker (at Clemson, 11/21)
Opp: 5, Jalen Benjamin (UAB, 11/11)

Blocks

A&M: 3, Jalen Johnson (vs. Troy, 11/25)
Opp: 4, Trey Jemison (at Clemson, 11/21)

Steals

A&M: 5, Brandon Miller (at Cincinnati, 11/14)
Opp: 5 - 2X, last Jaevin Cumberland (at Cincinnati, 11/14)

2019-20 GAME-BY-GAME STARTERS

Date	Opponent	W/L	Guard	Guard	Guard	Forward	Center
11/6	at Tennessee State	L	Tucker	Hicks	Alford	Parham	Williams
11/11	at UAB	L	Tucker	Hicks	Alford	Parham	Williams
11/14	at Cincinnati	L	Tucker	Hicks	Alford	Parham	Williams
11/16	at Miami (OH)	L	Tucker	Hicks	Alford	Parham	Williams
11/21	at Clemson	L	Tucker	Hicks	Alford	Parham	Williams
11/25	Troy	W	Tucker	Hicks	Alford	Parham	Williams
12/7	Jacksonville State	W	Tucker	Hicks	Alford	Parham	Williams

TRACKING THE BULLDOGS

Opponent	Largest Lead	Largest Deficit	Best Run	Opp. Run	Points Off TO (JSU-Opp)	Points Paint (JSU-Opp)	Second Chance (JSU-Opp)	Bench Points (JSU-Opp)
at TSU	6	50	5	14	16-32	22-42	10-12	14-38
at UAB	4	24	5	11	11-20	24-40	12-13	8-33
at Cincinnati	0	33	6	10	12-14	24-38	8-10	17-25
at Miami (OH)	4	23	3	8	6-15	24-20	6-13	13-29
at Clemson	0	37	5	23	13-31	16-40	5-12	20-34
vs. Troy	17	10	14	6	23-14	26-34	11-21	31-20
vs. Jacksonville State	5	10	8	8	16-11	30-32	10-14	22-24



HEAD COACH | DYLAN HOWARD

Dylan Howard was elevated to interim head coach of the Alabama A&M men's basketball program for the 2018-19 season on May 17, 2018.

Howard spent the 2017-18 season as the associate head coach on the Bulldogs men's basketball staff. He has been integral in the recruitment for the Bulldogs and the developing of the big man for the program.

Prior to AAMU, Howard spent five seasons as the associate head men's basketball coach at Morehead State. The team finished second in the Ohio Valley Conference with a 10-6 conference mark. In Coach Howard's five seasons at Morehead State, the Eagles won 89 games.

He helped lead the Eagles to a 23-14 overall record and 11-5 Ohio Valley Conference mark in 2015-16, along with a second-place finish in the 2016 College Basketball Invitational.

With their trip to the championship series of the CBI, Morehead State won four postseason games, the most in program history and its 20-win season was the seventh in program history. Five of those 20-win campaigns have come in the last eight years and Howard has helped lead Morehead State to 20-plus wins twice in four years. The 23 wins marked the most victories for the Eagles since they finished the 2010-11 season at 25-10.

Howard was the top assistant at Mississippi Valley State from 2008-11. He assisted in putting together two top-50 recruiting classes in three seasons at MVSU. Coach Howard recruited five All-SWAC players, including 2012 MVP Paul Crosby and SWAC Tournament MVP Cor J Cox.

Howard came to Morehead State after spending one season as the head coach at Division III North Park in Chicago. It was his second stint and eighth year as a collegiate head coach.

Prior to MVSU, Howard had a seven-year run (2001-08) as the head coach at Division III Hardin-Simmons in Abilene, Texas. He was named American Southwest Conference Coach of the Year in 2005 after guiding the Cowboys to their first-ever league tournament appearance. In 2007, HSU reached the ASC Tournament championship game for the first time in school history.

Before Hardin-Simmons, Howard served as a Division I assistant coach at Robert Morris (Pa.) in 2000-01. He was in charge of recruiting, post-player development, scheduling and strength & conditioning.

Howard started his coaching career at Saint Francis in his hometown of Fort Wayne, Ind., where he served as the top assistant and recruiting coordinator from 1996-2000.

The NAIA Cougars went from eight wins in his first season to 31 victories and a No. 1 national ranking during his final campaign. Howard also coached the NAIA National Player of the Year during his final year there.

As a player, Howard played at UAB and led them to NCAA Tournament appearances in 1986 and 1987 and an NIT Final Four berth in 1989. After college, he went on to be a two-time all-league selection in the Asian Professional Basketball Association in Taipei, Taiwan.

Howard earned a bachelor's degree in criminal justice from UAB in 1992 and master's degree in sports recreation and management from Hardin-Simmons in 2005.

In 2010, Howard was named to the Indiana Basketball Hall of Fame's Silver Anniversary Team.

Howard, a McDonald's All-American Nominee, was invited to the 1985 McDonald's Derby Classic, was rated as high as the nation's 11th-best player in the nation in high school.

Howard and his wife, Nicole, have one daughter -- Danielle Blanco. His wife is a native of Pittsburgh, Pa. His daughter was on the track team and received her bachelor's degree at Samford University in Birmingham and received her master's degree in 2017 at Morehead State.

AAMU ROSTER



2019-20



0 TJ
PARHAM
Forward · 6-7 · 210 · Grad
Chicago, Illinois



1 MASON
ELLISON
Forward · 6-6 · 190 · Freshman
Huntsville, Alabama



2 BRANDON
MILLER
Guard · 6-0 · 170 · Junior
Huntsville, Alabama



3 CAMERON
TUCKER
Guard · 6-1 · 170 · Freshman
Birmingham, Alabama



5 JALEN
JOHNSON
Forward · 6-7 · 215 · Freshman
Indianapolis, Indiana



10 GARRETT
HICKS
Guard · 6-0 · 160 · Freshman
Madison, Alabama



12 BRANDON
POWELL
Guard · 6-4 · 205 · Sophomore
Huntsville, Alabama



13 CAMERON
ALFORD
Guard · 6-1 · 200 · Freshman
Brownsburg, Indiana



15 EJ
WILLIAMS
Center · 6-10 · 275 · Freshman
Middletown, Ohio



22 GERRON
SCISSUM
Forward · 6-8 · 210 · Senior
Huntsville, Alabama



24 EVAN
WILEY
Forward · 6-6 · 210 · Senior
Huntsville, Alabama



30 BRANDON
HOUSTON
Forward · 6-7 · 240 · Senior
Birmingham, Alabama



34 WALTER
JONES JR.
Guard · 6-5 · 180 · Senior
Greensboro, Alabama



35 TREMERE
BROWN
Forward · 6-8 · 210 · Freshman
Birmingham, Alabama



DYLAN HOWARD
Head Coach
Second Season



DERRICK TILMON
Head Coach
Second Season



ANTWAIN BANKS
Head Coach
Second Season



CARL RICHBURG
Head Coach
Second Season

















PAT RICHARDSON
Special Assistant
Third Season



MARCUS MERRIWEATHER
Graduate Assistant
Second Season

ALABAMA A&M MEN'S BASKETBALL | GAME EIGHT | #TOGETHERWEPOUND

0		<p>TJ Parham Guard - 6-7 - 210 - Chicago, Illinois</p> <table border="1"> <thead> <tr> <th>PPG</th> <th>RPG</th> <th>APG</th> <th>SPG</th> <th>BPG</th> <th>MPG</th> </tr> </thead> <tbody> <tr> <td>10.1</td> <td>4.0</td> <td>0.4</td> <td>1.0</td> <td>0.3</td> <td>27.3</td> </tr> </tbody> </table>	PPG	RPG	APG	SPG	BPG	MPG	10.1	4.0	0.4	1.0	0.3	27.3	Note: Played last two seasons at the University of Wisconsin-Green Bay where he played two seasons and averaged 4.1 points and 1.6 rebounds per game. Was ranked No. 25 prospect in Illinois in 2014.	Career Highs Pts: 17 at Miami (OH) (11/16/19) Asts: 1 at Clemson (11/21/19) Rebs: 7 at Tennessee State (11/5/19) Stls: 2 vs Jacksonville State (12/7/19) Blks: 1 at Miami (OH) (11/16/19)
PPG	RPG	APG	SPG	BPG	MPG											
10.1	4.0	0.4	1.0	0.3	27.3											
1		<p>Mason Ellison Forward - 6-6 - 192 - Huntsville, Alabama</p> <table border="1"> <thead> <tr> <th>PPG</th> <th>RPG</th> <th>APG</th> <th>SPG</th> <th>BPG</th> <th>MPG</th> </tr> </thead> <tbody> <tr> <td>1.5</td> <td>2.5</td> <td>0.0</td> <td>0.0</td> <td>0.0</td> <td>4.0</td> </tr> </tbody> </table>	PPG	RPG	APG	SPG	BPG	MPG	1.5	2.5	0.0	0.0	0.0	4.0	Averaged 15.8 points, 8.7 rebounds, 2.1 blocks and 1.9 assists as a senior. Helped lead his team to 3 straight 6A regional tournaments and was third-team All-State in 2018.	Career Highs Pts: 3 at Tennessee State (11/5/19) Asts: N/A Rebs: 1 at Tennessee State (11/5/19) Stls: N/A Blks: N/A
PPG	RPG	APG	SPG	BPG	MPG											
1.5	2.5	0.0	0.0	0.0	4.0											
2		<p>Brandon Miller Guard - 6-0 - 170 - Huntsville, Alabama</p> <table border="1"> <thead> <tr> <th>PPG</th> <th>RPG</th> <th>APG</th> <th>SPG</th> <th>BPG</th> <th>MPG</th> </tr> </thead> <tbody> <tr> <td>7.0</td> <td>2.9</td> <td>1.4</td> <td>1.3</td> <td>0.0</td> <td>24.0</td> </tr> </tbody> </table>	PPG	RPG	APG	SPG	BPG	MPG	7.0	2.9	1.4	1.3	0.0	24.0	Note: Started 29 games last season and averaged just over six points and four assists per game. Led the team in minutes per game, assists, steals and 3-pointers made.	Career Highs Pts: 19 vs Tulane (12/22/18) Asts: 10 vs Alcorn (1/28/19) Rebs: 8 vs Prairie View (3/2/19) Stls: 4 vs Jacksonville State (12/7/19) Blks: 1 at Northwestern State (11/23/18)
PPG	RPG	APG	SPG	BPG	MPG											
7.0	2.9	1.4	1.3	0.0	24.0											
3		<p>Cameron Tucker Guard - 6-1 - 170 - Birmingham, Alabama</p> <table border="1"> <thead> <tr> <th>PPG</th> <th>RPG</th> <th>APG</th> <th>SPG</th> <th>BPG</th> <th>MPG</th> </tr> </thead> <tbody> <tr> <td>6.0</td> <td>3.0</td> <td>2.6</td> <td>0.7</td> <td>0.0</td> <td>29.3</td> </tr> </tbody> </table>	PPG	RPG	APG	SPG	BPG	MPG	6.0	3.0	2.6	0.7	0.0	29.3	Note: Class 5A Player of the Year while averaged 20 points, five rebounds and five assists as a senior. Helped lead Wenonah to a state championship and earned tournament MVP honors. All-State selection twice.	Career Highs Pts: 9 vs Troy (11/25/19) Asts: 4 vs Troy (11/25/19) Rebs: 5 vs Troy (11/25/19) Stls: 2 at UAB (11/11/19) Blks: N/A
PPG	RPG	APG	SPG	BPG	MPG											
6.0	3.0	2.6	0.7	0.0	29.3											
5		<p>Jalen Johnson Forward - 6-7 - 215 - Indianapolis, Indiana</p> <table border="1"> <thead> <tr> <th>PPG</th> <th>RPG</th> <th>APG</th> <th>SPG</th> <th>BPG</th> <th>MPG</th> </tr> </thead> <tbody> <tr> <td>5.3</td> <td>3.4</td> <td>0.3</td> <td>1.3</td> <td>0.7</td> <td>14.6</td> </tr> </tbody> </table>	PPG	RPG	APG	SPG	BPG	MPG	5.3	3.4	0.3	1.3	0.7	14.6	Note: Averaged 22 points and nine rebounds as a senior to lead Manual to a 16-9 record as a senior. Was ranked the 14th best prospect in Indiana in the class of 2019 by the Indianapolis Star.	Career Highs Pts: 13 vs Troy (11/25/19) Asts: 1 vs Troy (11/25/19) Rebs: 8 vs Troy (11/25/19) Stls: 3 at Cincinnati (11/14/19) Blks: 3 vs Troy (11/25/19)
PPG	RPG	APG	SPG	BPG	MPG											
5.3	3.4	0.3	1.3	0.7	14.6											
10		<p>Garrett Hicks Guard - 6-0 - 160 - Madison, Alabama</p> <table border="1"> <thead> <tr> <th>PPG</th> <th>RPG</th> <th>APG</th> <th>SPG</th> <th>BPG</th> <th>MPG</th> </tr> </thead> <tbody> <tr> <td>9.0</td> <td>2.4</td> <td>2.3</td> <td>1.1</td> <td>0.0</td> <td>30.4</td> </tr> </tbody> </table>	PPG	RPG	APG	SPG	BPG	MPG	9.0	2.4	2.3	1.1	0.0	30.4	Note: Averaged 17.4 points, 4.6 rebounds, 2.5 assists and 2.3 steals as a senior at James Clemens High School. Named All-State twice and scored over 1,000 points in his career.	Career Highs Pts: 13 at Miami (OH) (11/16/19) Asts: 4 vs Troy (11/25/19) Rebs: 4 vs Troy (11/25/19) Stls: 3 at Clemson (11/21/19) Blks: N/A
PPG	RPG	APG	SPG	BPG	MPG											
9.0	2.4	2.3	1.1	0.0	30.4											
12		<p>Brandon Powell Guard - 6-4 - 205 - Huntsville, Alabama</p> <table border="1"> <thead> <tr> <th>PPG</th> <th>RPG</th> <th>APG</th> <th>SPG</th> <th>BPG</th> <th>MPG</th> </tr> </thead> <tbody> <tr> <td>0.0</td> <td>0.3</td> <td>0.0</td> <td>0.0</td> <td>0.0</td> <td>4.0</td> </tr> </tbody> </table>	PPG	RPG	APG	SPG	BPG	MPG	0.0	0.3	0.0	0.0	0.0	4.0	Note: Played in 20 games last season. Reached career-highs 20 minutes and six points vs Tulane and recorded a career-high four steals vs Jackson State.	Career Highs Pts: 6 vs Tulane (12/22/18) Asts: 1 at Grambling (3/9/18) Rebs: 3 at Pepperdine (12/31/18) Stls: 4 vs Jackson State (1/5/19) Blks: N/A
PPG	RPG	APG	SPG	BPG	MPG											
0.0	0.3	0.0	0.0	0.0	4.0											
13		<p>Cameron Alford Guard - 6-1 - 200 - Brownsburg, Indiana</p> <table border="1"> <thead> <tr> <th>PPG</th> <th>RPG</th> <th>APG</th> <th>SPG</th> <th>BPG</th> <th>MPG</th> </tr> </thead> <tbody> <tr> <td>14.3</td> <td>5.6</td> <td>2.1</td> <td>0.7</td> <td>0.0</td> <td>29.3</td> </tr> </tbody> </table>	PPG	RPG	APG	SPG	BPG	MPG	14.3	5.6	2.1	0.7	0.0	29.3	Note: Ranked as the 17th overall prospect in Indiana by the Indianapolis Star. Averaged 15.1 points, 3.8 assists, 3.8 rebounds and 2.2 steals per game to lead Brownsburg to a 17-7 record in his senior season. Totaled 1,435 points for his career.	Career Highs Pts: 23 vs Troy (11/25/19) Asts: 5 at Miami (OH) (11/16/19) Rebs: 10 at Miami (OH) (11/16/19) Stls: 1 vs Jacksonville State (12/7/19) Blks: N/A
PPG	RPG	APG	SPG	BPG	MPG											
14.3	5.6	2.1	0.7	0.0	29.3											
15		<p>EJ Williams Center - 6-10 - 275 - Middletown, Ohio</p> <table border="1"> <thead> <tr> <th>PPG</th> <th>RPG</th> <th>APG</th> <th>SPG</th> <th>BPG</th> <th>MPG</th> </tr> </thead> <tbody> <tr> <td>4.4</td> <td>2.1</td> <td>0.0</td> <td>0.3</td> <td>0.3</td> <td>16.7</td> </tr> </tbody> </table>	PPG	RPG	APG	SPG	BPG	MPG	4.4	2.1	0.0	0.3	0.3	16.7	Note: Was ranked as a 3 star recruit by 247sports out of high school in 2018. Averaged 14.6 points as a senior at Middletown High School and was named Honorable Mention All-Southwest District as a senior.	Career Highs Pts: 7 at UAB (11/11/19) Asts: N/A Rebs: 4 at Tennessee State (11/5/19) Stls: 1 vs Jacksonville State (12/7/19) Blks: 1 at Cincinnati (11/14/19)
PPG	RPG	APG	SPG	BPG	MPG											
4.4	2.1	0.0	0.3	0.3	16.7											
22		<p>Gerron Scissum Forward - 6-8 - 210 - Huntsville, Alabama</p> <table border="1"> <thead> <tr> <th>PPG</th> <th>RPG</th> <th>APG</th> <th>SPG</th> <th>BPG</th> <th>MPG</th> </tr> </thead> <tbody> <tr> <td>0.0</td> <td>0.0</td> <td>0.0</td> <td>0.0</td> <td>0.0</td> <td>0.0</td> </tr> </tbody> </table>	PPG	RPG	APG	SPG	BPG	MPG	0.0	0.0	0.0	0.0	0.0	0.0	Note: Started 20 games last season and averaged seven points and just under five rebounds per game. Scored in double figures in eight games on the year.	Career Highs Pts: 17 vs La Salle (12/21/18) Asts: 5 at Northwestern (11/23/18) Rebs: 12 at Prairie View (2/2/19) Stls: 3 at Hawai'i (12/29/18) Blks: 2 at Alabama State (2/16/19)
PPG	RPG	APG	SPG	BPG	MPG											
0.0	0.0	0.0	0.0	0.0	0.0											
24		<p>Evan Wiley Forward - 6-6 - 210 - Huntsville, Alabama</p> <table border="1"> <thead> <tr> <th>PPG</th> <th>RPG</th> <th>APG</th> <th>SPG</th> <th>BPG</th> <th>MPG</th> </tr> </thead> <tbody> <tr> <td>1.1</td> <td>0.9</td> <td>0.3</td> <td>0.3</td> <td>0.0</td> <td>8.6</td> </tr> </tbody> </table>	PPG	RPG	APG	SPG	BPG	MPG	1.1	0.9	0.3	0.3	0.0	8.6	Note: Averaged five points and 2.5 rebounds per game last season while shooting 75 percent from the free throw line. Scored in double digits four times on the season.	Career Highs Pts: 18 at BYU (11/17/18) Asts: 5 at BYU (11/17/18) Rebs: 8 vs Mississippi Valley (1/8/18) Stls: 3 vs Austin Peay (12/1/18) Blks: 2 vs Grambling (3/1/18)
PPG	RPG	APG	SPG	BPG	MPG											
1.1	0.9	0.3	0.3	0.0	8.6											
30		<p>Brandon Houston Forward - 6-7 - 240 - Birmingham, Alabama</p> <table border="1"> <thead> <tr> <th>PPG</th> <th>RPG</th> <th>APG</th> <th>SPG</th> <th>BPG</th> <th>MPG</th> </tr> </thead> <tbody> <tr> <td>3.3</td> <td>1.9</td> <td>0.4</td> <td>0.0</td> <td>0.0</td> <td>10.9</td> </tr> </tbody> </table>	PPG	RPG	APG	SPG	BPG	MPG	3.3	1.9	0.4	0.0	0.0	10.9	Note: Played in 24 games as a sophomore during the 2018-19 season. Shot 43.1 percent from the field and 40 percent from the three point line	Career Highs Pts: 11 vs Jacksonville State (12/7/19) Asts: 2 vs vs Troy (11/25/19) Rebs: 3 vs Jacksonville State (12/7/19) Stls: 2 at Pepperdine (12/31/18) Blks: N/A
PPG	RPG	APG	SPG	BPG	MPG											
3.3	1.9	0.4	0.0	0.0	10.9											
34		<p>Walter Jones Jr. Guard - 6-5 - 180 - Greensboro, Alabama</p> <table border="1"> <thead> <tr> <th>PPG</th> <th>RPG</th> <th>APG</th> <th>SPG</th> <th>BPG</th> <th>MPG</th> </tr> </thead> <tbody> <tr> <td>1.3</td> <td>1.8</td> <td>0.0</td> <td>1.8</td> <td>0.3</td> <td>12.3</td> </tr> </tbody> </table>	PPG	RPG	APG	SPG	BPG	MPG	1.3	1.8	0.0	1.8	0.3	12.3	Note: Saw action in 29 games for the Bulldogs in 2018-19. Averaged five points and four rebounds. Finished second on the team in assists and steals.	Career Highs Pts: 16 Prairie View 3/2/19 Asts: 4 Texas Southern 3/4/19 Rebs: 8 vs Tulane (/22/18) Stls: 4 vs Tulane (12/22/18) Blks: 3 at Northwestern State (11/23/18)
PPG	RPG	APG	SPG	BPG	MPG											
1.3	1.8	0.0	1.8	0.3	12.3											
35		<p>Tremere Brown Forward - 6-8 - 210 - Phenix City, Alabama</p> <table border="1"> <thead> <tr> <th>PPG</th> <th>RPG</th> <th>APG</th> <th>SPG</th> <th>BPG</th> <th>MPG</th> </tr> </thead> <tbody> <tr> <td>0.0</td> <td>1.0</td> <td>0.0</td> <td>0.0</td> <td>0.0</td> <td>4.0</td> </tr> </tbody> </table>	PPG	RPG	APG	SPG	BPG	MPG	0.0	1.0	0.0	0.0	0.0	4.0	Played at Central High School in Alabama Was named First Team All-Area and Team MVP during his senior year ... Ranked a two star power forward prospect by Composite Sports ... Was ranked the 14th best player in the state by Hoopseen.	Career Highs Pts: N/A Asts: N/A Rebs: 2 at Clemson (11/21/19) Stls: N/A Blks: N/A
PPG	RPG	APG	SPG	BPG	MPG											
0.0	1.0	0.0	0.0	0.0	4.0											

ALABAMA A&M MEN'S BASKETBALL | GAME EIGHT | #TOGETHERWEPOUND

AAMU MBB 19-20 (0-1) -vs- Tennessee State (1-0) 11/05/19 at Nashville, Tenn. - Gentry Center

Date: 11/05/19
Time: 7:00 pm
Attendance: 5638
Site: Nashville, Tenn. - Gentry Center
Referees: James Hicks, David Carter, Cedric Coleman

Score By Period	1	2	Total
AAMU MBB 19-20	29	37	66
Tennessee State	64	42	106

AAMU MBB 19-20 66

#	Player	GS	MIN	FG	3PT	FT	ORB-DRB	REB	PF	A	TO	BLK	STL	PTS
0	TJ Parham	*	31	5-16	3-7	1-3	4-3	7	3	0	4	0	1	14
13	Cameron Alford	*	23	5-13	0-3	4-7	2-1	3	0	1	0	0	1	14
10	Garrett Hicks	*	26	3-7	3-6	0-0	1-1	2	4	2	0	0	1	9
3	Cameron Tucker	*	30	2-7	0-2	4-4	0-3	3	1	3	2	0	2	8
20	EJ Williams	*	21	3-6	0-0	1-4	0-4	4	3	0	1	0	0	7
30	Brandon Houston	13	2-3	0-1	0-0	1-0	1	0	0	1	0	0	0	4
5	Jalen Johnson	10	2-2	0-0	0-1	0-2	2	3	1	2	0	1	4	4
34	Walter Jones Jr.	9	1-3	1-2	0-0	0-2	2	1	0	2	0	1	3	3
1	Mason Ellison	3	1-1	1-1	0-0	0-1	1	0	0	0	0	0	0	3
2	Brandon Miller	16	0-2	0-2	0-0	0-1	1	0	0	1	0	0	0	0
24	Evan Wiley	13	0-4	0-1	0-0	3-0	3	1	0	0	0	0	0	0
12	Brandon Powell	3	0-1	0-0	0-0	0-0	0	1	0	0	0	0	0	0
4	Daniel Sanders	2	0-1	0-0	0-0	0-0	0	0	0	0	0	0	0	0
TM TEAM		0	0-0	0-0	0-0	2-0	2	0	0	0	0	0	0	0
Totals		-	200	24-66	8-25	10-19	13-18	31	17	7	14	0	6	66

Team Summary	FG	3PT	FT
First Half	10-29 34.48%	3-10 30.00%	6-10 60.00%
Second Half	14-37 37.84%	5-15 33.33%	4-9 44.44%
Total	24-66 36.4%	8-25 32.0%	10-19 52.6%

Technical Fouls: none Second Chance Points: 10 Scores Tied: 0 times(s) Points in the Paint: 22 Fast Break Points: 4
Lead Changed: 0 times(s) Points off Turnovers: 16 Bench Points: 14 Largest Lead: 6 1st-18:03

Tennessee State 106

#	Player	GS	MIN	FG	3PT	FT	ORB-DRB	REB	PF	A	TO	BLK	STL	PTS
2	MARSHALL, Carlos	*	24	8-13	6-11	0-0	2-2	4	2	3	0	0	1	22
4	HARRIS, Wesley	*	23	5-7	3-5	2-2	3-4	7	4	3	3	1	1	15
22	WASHINGTON, Jylan	*	19	4-6	3-5	2-2	0-3	3	3	1	2	2	1	13
10	JOHNSON, Shakem	*	20	5-7	0-0	0-0	1-1	2	1	2	1	1	0	10
1	LITTLEJOHN, Michael	*	18	3-6	2-5	0-0	1-2	3	3	7	4	0	0	8
5	BROWN, Jon	16	5-6	0-1	0-2	0-5	5	4	0	1	0	0	0	10
12	JOHAL, Monty	16	4-6	1-3	0-2	0-3	3	0	1	0	1	0	1	9
0	FREEMAN, Mark	24	3-6	2-3	0-0	0-3	3	2	6	4	0	2	8	8
11	EGBUTA, Emmanuel	22	2-2	0-0	3-8	0-6	6	6	2	0	0	2	0	7
23	MOODY, Ravel	15	1-2	0-1	0-0	0-3	3	0	1	0	1	0	2	2
20	MALONE, Donnie	3	1-1	0-0	0-0	0-0	0	0	1	0	0	0	0	2
TM TEAM		0	0-0	0-0	0-0	0-3	0	0	0	0	0	0	0	0
Totals		-	200	41-62	17-34	7-16	7-35	42	21	25	16	7	0	106

Team Summary	FG	3PT	FT
First Half	24-34 70.59%	10-19 52.63%	6-12 50.00%
Second Half	17-28 60.71%	7-15 46.67%	1-4 25.00%
Total	41-62 66.1%	17-34 50.0%	7-16 43.8%

Technical Fouls: none Second Chance Points: 12 Scores Tied: 0 times(s) Points in the Paint: 42 Fast Break Points: 6
Lead Changed: 1 times(s) Points off Turnovers: 32 Bench Points: 38 Largest Lead: 50 2nd-09:14

AAMU MBB 19-20 (0-2) -vs- UAB (2-0) 11/11/19 at Birmingham, Ala.

Date: 11/11/19
Time: 7:00 PM
Attendance: 2680
Site: Birmingham, Ala.
Referees: Kipp Kissingner, Craig Murley, Steven Perry

Score By Period	1	2	Total
AAMU MBB 19-20	25	27	52
UAB	32	42	74

AAMU MBB 19-20 52

#	Player	GS	MIN	FG	3PT	FT	ORB-DRB	REB	PF	A	TO	BLK	STL	PTS
13	Cameron Alford	*	29	6-12	0-2	2-4	0-2	2	1	1	3	0	1	14
10	Garrett Hicks	*	33	5-11	2-8	0-0	0-1	1	1	1	3	0	1	12
0	Parham,TJ	*	28	4-10	1-7	0-0	1-3	4	3	1	3	1	1	9
15	Williams,EJ	*	21	3-6	0-0	1-2	1-0	1	4	0	2	0	1	7
3	Tucker,Cameron	*	35	1-9	0-4	0-0	1-2	3	2	1	3	0	2	2
5	Johnson,Jalen	*	13	2-3	0-0	2-3	2-1	3	1	0	0	1	0	6
30	Brandon Houston	6	1-1	0-0	0-0	0-1	1	0	0	1	0	0	0	2
34	Walter Jones Jr.	18	0-0	0-0	0-0	0-1	1	3	0	0	0	0	0	0
2	Miller,Brandon	15	0-3	0-2	0-0	1-2	3	1	1	0	0	0	0	0
24	Evan Wiley	2	0-2	0-1	0-0	0-0	0	0	0	0	0	0	0	0
TM TEAM		0	0-0	0-0	0-0	1-5	6	0	0	0	0	0	0	0
Totals		-	200	22-57	3-24	5-9	7-18	25	16	5	15	2	11	52

Team Summary	FG	3PT	FT
First Half	11-29 37.93%	1-4 7.14%	2-4 50.00%
Second Half	11-28 39.29%	2-10 20.00%	3-5 60.00%
Total	22-57 38.6%	3-24 12.5%	5-9 55.6%

Technical Fouls: none Second Chance Points: 12 Scores Tied: 0 times(s) Points in the Paint: 24 Fast Break Points: 2
Lead Changed: 1 times(s) Points off Turnovers: 11 Bench Points: 8 Largest Lead: 4 1st-16:19

UAB 74

#	Player	GS	MIN	FG	3PT	FT	ORB-DRB	REB	PF	A	TO	BLK	STL	PTS
3	Lovan,Tavin	*	23	8-9	0-1	5-7	3-5	6	3	1	2	0	5	21
5	Guyve,Makhtar	*	25	4-6	0-1	0-0	3-3	6	3	1	1	0	0	8
2	Pearson,Tamell	*	24	2-4	0-0	2-2	0-4	4	3	2	1	1	1	6
1	Bryant,Zack	*	19	3-6	0-0	0-0	0-1	1	1	1	1	1	0	6
0	Scott-Grayson,Tyreek	*	27	0-5	0-3	0-0	0-3	3	0	2	1	0	2	0
13	Benjamin,Jalen	32	6-11	0-3	7-8	2-5	7	1	1	5	0	2	19	19
11	Nicholson,Kassim	23	3-10	2-5	2-4	2-7	9	0	0	0	0	0	0	10
12	Butler,Will	13	1-2	0-0	2-4	0-1	1	1	0	1	0	1	0	4
25	Ralat,Antonio	9	0-0	0-0	0-0	0-2	2	2	0	1	0	1	0	0
34	Akabueze,Jude	3	0-1	0-0	0-0	0-0	0	0	0	0	0	0	0	0
15	Sippial,Joshua	1	0-0	0-0	0-0	0-0	0	0	0	0	0	0	0	0
21	Coleman,Jon	1	0-0	0-0	0-0	0-0	0	0	0	0	0	0	0	0
TM TEAM		0	0-0	0-0	0-0	2-1	3	0	0	0	0	0	0	0
Totals		-	200	27-54	2-13	18-25	12-30	42	14	8	15	3	12	74

Team Summary	FG	3PT	FT
First Half	13-24 54.17%	2-4 50.00%	4-6 66.67%
Second Half	14-30 46.67%	0-9 0.00%	14-19 73.68%
Total	27-54 50.0%	2-13 15.4%	18-25 72.0%

Technical Fouls: none Second Chance Points: 13 Scores Tied: 1 times(s) Points in the Paint: 40 Fast Break Points: 2
Lead Changed: 2 times(s) Points off Turnovers: 20 Bench Points: 33 Largest Lead: 24 2nd-02:08



Official Basketball Box Score -- Game Totals -- Final Statistics Alabama A&M vs Cincinnati 11/14/19 7:00 pm at Fifth Third Arena (Cincinnati, Ohio)



Alabama A&M 53 • 0-3,0-0 SWAC

##	Player	Total			Rebounds			PF	TP	A	TO	Blk	Stl	Min
		FG	FGA	FT	FTA	Off	Def							
00	TJ Parham	f	1-8	1-4	0-0	0	3	3	4	3	1	1	0	23
20	EJ Williams	c	2-5	0-0	2-2	1	1	2	4	6	0	1	1	20
03	Cameron Tucker	g	3-8	1-3	1-2	0	1	1	3	8	4	5	0	26
10	Garrett Hicks	g	4-11	1-5	0-0	1	2	3	1	9	2	0	0	32
13	Cameron Alford	g	4-10	1-3	1-2	1	3	4	1	10	2	2	0	28
02	Brandon Miller	g	3-7	1-4	1-1	1	3	4	3	8	0	2	0	26
04	Daniel Sanders	g	0-1	0-1	0-0	0	0	0	0	0	0	0	0	3
05	Jalen Johnson	g	2-7	0-0	0-1	0	2	2	3	4	0	0	0	12
12	Brandon Powell	g	0-0	0-0	0-0	0	0	0	0	0	0	0	0	3
24	Evan Wiley	g	1-4	1-3	0-0	0	0	0	1	3	1	1	0	14
30	Brandon Houston	g	1-5	0-0	0-0	1	2	3	2	2	0	1	0	3
34	Walter Jones Jr.	g	0-1	0-1	0-0	0	0	0	1	0	0	0	0	3
Team			1	4	5	1	4	5	1	1	1	1	0	3
Totals			21-67	6-24	5-8	6	21	27	23	53	10	14	1	111

FG % 1st Half: 8-32 25.0% 2nd half: 13-35 37.1% Game: 21-67 31.3% Deadball Rebounds: 1
3FG % 1st Half: 3-12 25.0% 2nd half: 3-12 25.0% Game: 6-24 25.0%
FT % 1st Half: 4-5 80.0% 2nd half: 1-3 33.3% Game: 5-8 62.5%

Cincinnati 85 • 2-1,0-0 AAC

##	Player	Total			Rebounds			PF	TP	A	TO	Blk	Stl	Min	
		FG	FGA	FT	FTA	Off	Def								Tot
13	SCOTT, Tre	f	7-10	0-2	2-2	1	7	8	2	16	0	1	1	0	21
33	VOGT, Chris	c	7-9	0-0	4-6	5	5	10	2	18	2	1	0	0	25
00	McNEAL, Chris	g	0-5	0-4	2-4	0	4	4	1	2	4	3	0	1	26
02	WILLIAMS, Keith	g	4-9	1-3	2-2	1	3	4	1	11	3	2	2	0	25
21	CUMBERLAND, Jaevin	g	4-9	3-7	2-2	0	3	3	1	13	6	3	1	5	29
01	DAVENPORT, Jeremiah	g	2-4	1-1	1-3	2	1	3	0	6	0	1	0	1	12
03	ADAMS-WOODS, Mika	g	1-3	1-2	2-2	0	1	1	1	5	1	4	0	0	13
05	MOORE, Trevor	g	1-3	1-3	0-0	0	3	3	1	3					

ALABAMA A&M MEN'S BASKETBALL I GAME EIGHT I #TOGETHERWEPOUND

Alabama A&M (0-5,0-0 SWAC) -vs- Clemson (4-1,0-1 ACC)
11/21/19 at Littlejohn Coliseum, Clemson, SC

Date: 11/21/19
 Time: 7:00 pm
 Attendance: 516
 Site: Littlejohn Coliseum, Clemson, SC
 Referees: Chance Moore, Jeb Hartness, Roger Ayers

Score By Period	1	2	Total
Alabama A&M	19	32	51
Clemson	54	33	87

Alabama A&M 51

#	Player	GS	MIN	FG	3PT	FT	ORB-DRB	REB	PF	A	TO	BLK	STL	PTS
10	Hicks, Garrett	*	34	2-6	2-3	2-4	1-3	4	1	4	1	0	3	8
13	Alford, Cameron	*	25	4-12	0-4	0-0	0-6	6	1	0	2	0	1	8
0	Parham, TJ	*	21	3-10	1-4	0-0	2-3	5	4	1	2	0	0	7
3	Tucker, Cameron	*	23	2-3	2-3	0-0	0-1	1	1	1	8	0	0	6
20	Williams, EJ	*	14	1-4	0-0	0-0	0-0	0	1	0	0	0	0	2
2	Miller, Brandon		29	6-11	5-10	0-3	0-3	3	2	1	1	0	1	17
5	Johnson, Jalen		13	1-5	0-0	1-2	2-1	3	1	0	2	0	1	3
30	Houston, Brandon		13	0-2	0-0	0-0	0-1	1	0	1	0	0	0	0
12	Powell, Brandon		9	0-1	0-1	0-0	0-0	0	0	0	0	0	0	0
24	Wiley, Evan		8	0-1	0-0	0-0	0-1	1	0	0	0	0	0	1
35	Brown, Tremere		6	0-1	0-0	0-0	0-2	2	2	0	2	0	0	0
1	Ellison, Mason		5	0-0	0-0	0-0	0-4	4	1	0	0	0	0	0
TM	TEAM		0	0-0	0-0	0-0	1-1	2	0	0	0	0	0	0
Totals			200	19-56	10-25	3-6	6-26	32	14	8	18	0	8	51

Team Summary	FG	3PT	FT
First Half	7-25 28.00%	4-14 28.57%	1-2 50.00%
Second Half	12-31 38.71%	6-11 54.55%	2-4 50.00%
Total	19-56 33.9%	10-25 40.0%	3-6 50.0%

Technical Fouls: none Second Chance Points: 5 Scores Tied: 0 times(s) Points in the Paint: 16 Fast Break Points: 10
 Lead Changed: 0 times(s) Points off Turnovers: 13 Bench Points: 20 Largest Lead: 0 0

Clemson 87

#	Player	GS	MIN	FG	3PT	FT	ORB-DRB	REB	PF	A	TO	BLK	STL	PTS
2	Dawes, Al-Amir	*	27	7-11	3-6	2-4	0-5	5	0	2	2	0	2	19
13	Mack, Tevin	*	22	6-9	3-6	1-1	1-1	2	0	2	1	1	1	16
15	Newman III, John	*	30	4-7	1-3	0-0	0-3	3	0	4	1	1	0	9
10	Scott, Curran	*	21	1-4	1-4	2-4	0-1	1	0	3	1	0	3	5
25	Simms, Amir	*	18	2-7	0-1	0-0	0-4	4	1	4	0	0	1	4
5	Tyson, Hunter		26	4-8	2-5	0-2	1-8	9	0	1	0	1	1	10
55	Jemison, Trey		16	5-6	0-0	0-0	2-3	5	1	0	2	4	2	10
32	Grinde, Paul		5	2-3	0-0	2-2	1-0	1	1	0	0	0	0	6
31	Hoag, Wells		8	2-3	1-2	0-0	1-0	1	0	0	0	0	0	5
21	Moore, Khavon		20	1-6	1-2	0-0	1-5	6	2	3	2	0	1	3
11	Fox, Parker		4	0-0	0-0	0-0	0-0	0	0	0	0	0	0	0
20	McBride, O'Neil		3	0-0	0-0	0-2	0-1	1	0	0	0	0	0	0
TM	TEAM		0	0-0	0-0	0-0	1-1	2	0	0	0	0	0	0
Totals			200	34-64	12-29	7-15	8-32	40	5	19	9	7	11	87

Team Summary	FG	3PT	FT
First Half	21-34 61.76%	10-17 58.82%	2-4 50.00%
Second Half	13-30 43.33%	2-12 16.67%	5-11 45.45%
Total	34-64 53.1%	12-29 41.4%	7-15 46.7%

Technical Fouls: none Second Chance Points: 12 Scores Tied: 0 times(s) Points in the Paint: 40 Fast Break Points: 11
 Lead Changed: 0 times(s) Points off Turnovers: 31 Bench Points: 34 Largest Lead: 0 0

Jacksonville State (2-6) -vs- Alabama A&M (2-5)
12/07/19 at Elmore Gymnasium

Date: 12/07/19
 Time: 4 p.m.
 Attendance: 780
 Site: Elmore Gymnasium
 Referees: Kelly Davis, Cedric Coleman, Eroll Lewis

Score By Period	1	2	OT 1	Total
Jacksonville State	33	19	10	62
Alabama A&M	26	26	15	67

Jacksonville State 62

#	Player	GS	MIN	FG	3PT	FT	ORB-DRB	REB	PF	A	TO	BLK	STL	PTS
02	CROSS, Jacara	*	31	6-9	0-0	1-3	2-3	5	2	0	3	0	0	13
13	HARDEN, Elias	*	26	4-11	3-6	0-0	0-4	4	4	1	2	0	0	11
15	ST. HILAIRE, Derek	*	29	3-11	2-6	0-0	1-5	6	4	2	4	0	1	8
00	COOK, Derrick	*	41	2-6	0-0	0-0	0-3	3	2	6	3	1	1	4
03	ZELIZNAK, Maros	*	27	1-2	0-1	0-1	1-7	8	3	0	2	0	0	2
11	HENRY, Kayne		28	7-13	1-2	1-3	3-5	8	2	1	2	2	1	16
33	WARE, De'Torrian		28	3-11	1-9	0-0	2-3	5	0	0	3	0	0	7
01	JONES, Cam		7	0-2	0-0	1-2	0-2	2	0	1	0	0	0	1
10	PERDUE, Juwan		4	0-0	0-0	0-0	0-1	1	0	0	0	0	0	0
31	WELSCH, Marek		4	0-1	0-1	0-0	0-1	1	1	0	0	0	0	0
24	ROUB, Martin		0+	0-0	0-0	0-0	0-0	0	0	0	0	0	0	0
TM	TEAM		0	0-0	0-0	0-0	4-1	5	0	0	1	0	0	0
Totals			225	26-66	7-25	3-9	13-35	48	18	11	20	3	3	62

Team Summary	FG	3PT	FT
First Half	14-27 51.85%	5-11 45.45%	0-0 NaN
Second Half	8-29 27.59%	2-10 20.00%	1-6 16.67%
Total	26-66 39.4%	7-25 28.0%	3-9 33.3%

Technical Fouls: none Second Chance Points: 14 Scores Tied: 4 times(s) Points in the Paint: 32 Fast Break Points: 2
 Lead Changed: 2 times(s) Points off Turnovers: 11 Bench Points: 24 Largest Lead: 10 1st-12:46

Alabama A&M 67

#	Player	GS	MIN	FG	3PT	FT	ORB-DRB	REB	PF	A	TO	BLK	STL	PTS
13	Cameron Alford	*	32	5-12	0-3	8-10	0-8	8	1	2	2	0	1	18
00	TJ Parham	*	28	4-10	2-6	0-0	0-0	0	4	0	1	0	2	10
10	Garrett Hicks	*	32	2-8	0-3	3-3	1-2	3	1	2	1	0	0	7
03	Cameron Tucker	*	37	2-7	0-2	2-2	3-1	4	0	3	2	0	0	6
15	EJ Williams	*	16	2-6	0-0	0-0	0-5	5	2	0	1	1	0	4
30	Brandon Houston		13	5-6	0-0	1-1	1-3	4	2	0	0	0	0	11
02	Brandon Miller		25	2-8	1-6	1-1	0-0	0	0	4	0	0	0	6
05	Jalen Johnson		10	1-2	0-0	1-2	1-1	2	1	0	1	0	1	3
04	Walter Jones Jr.		19	1-4	0-1	0-2	1-3	4	4	0	1	1	3	2
24	Evan Wiley		13	0-2	0-2	0-0	0-1	1	0	1	0	0	0	0
TM	TEAM		0	0-0	0-0	0-0	0-7	7	0	0	0	0	0	0
Totals			225	24-65	3-23	16-21	7-31	38	15	12	9	2	7	67

Team Summary	FG	3PT	FT
First Half	11-34 32.35%	0-11 0.00%	4-4 100.00%
Second Half	9-26 34.62%	2-10 20.00%	6-7 85.71%
Total	24-65 36.9%	3-23 13.0%	16-21 76.2%

Technical Fouls: none Second Chance Points: 10 Scores Tied: 3 times(s) Points in the Paint: 30 Fast Break Points: 4
 Lead Changed: 3 times(s) Points off Turnovers: 16 Bench Points: 22 Largest Lead: 5 OT-00:03

Official Basketball Box Score -- Game Totals -- Final Statistics
TROY vs AAMU MBB 19-20
11/25/19 7 pm at Elmore Gymnasium

TROY 66 • 1-6

#	Player	Total			3-Ptr			Rebounds			PF	TP	A	TO	Blk	Stl	Min
		FG-FGA	FG-FGA	FT-FTA	Off	Def	Tot	Off	Def	Tot							
00	Gordon, Ty	*	3-9	2-5	2-2	0	3	3	10	3	2	0	0	0	24		
03	Adams, Darian	*	2-10	0-4	5-6	2	1	3	3	9	0	1	0	1	33		
10	Williams, Zay	*	4-11	0-1	5-6	4	1	5	2	13	4	3	0	0	20		
12	Norman, Charles	*	4-10	2-7	0-0	2	4	6	1	10	2	0	0	1	36		
15	Sahinkaya, Atakan	*	1-3	0-1	2-4	0	4	4	3	4	1	0	0	0	17		
01	Williams, Tyrek		0-1	0-0	0-0	0	0	0	1	0	0	2	0	0	2		
02	Simon, KJ		2-3	0-0	1-2	0	1	1	0	5	3	1	0	2	28		
04	Small, Tahj		1-4	0-2	0-0	0	0	0	1	2	0	0	0	0	10		
13	Waters, Khalyl		0-0	0-0	0-0	0	0	0	0	0	0	1	0	0	0		
24	Stampley, Nick		2-3	0-1	1-1	2	3	5	0	5	1	0	0	0	18		
35	Thomas, Davion		4-6	0-1	0-0	0	1	1	0	8	1	0	0	0	12		
Team						0	2	2									
Totals			23-60	4-22	16-21	10	20	30	14	66	15	10	0	4	200		

FG % 1st Half: 15-28 53.6% 2nd half: 8-32 25.0% Game: 23-60 38.3% Deadball Rebounds 5
 3FG % 1st Half: 1-7 14.3% 2nd half: 3-15 20.0% Game: 4-22 18.2%
 FT % 1st Half: 3-4 75.0% 2nd half: 13-17 76.5% Game: 16-21 76.2%

AAMU MBB 19-20 80 • 1-5

#	Player	Total			3-Ptr			Rebounds			PF	TP	A	TO	Blk	Stl	Min
		FG-FGA	FG-FGA	FT-FTA	Off	Def	Tot	Off	Def	Tot							
00	TJ Parham	*	3-16	3-9	2-2	1	3	4	3	11	0	0	0	0	25		
03	Cameron Tucker	*	1-5	1-5	6-6	3	2	5	2	9	5	0	0	0	27		
10	Garrett Hicks	*	1-4	1-3	2-2	2	1	3	4	5	1	1	0	0	24		
13	Cameron Alford	*	10-14	2-5	1-1	1	8	9	1	23	5	1	0	2	35		
15	EJ Williams	*	0-1	0-0	1-2	2	0	2	3	1	0	1	0	0	13		
02	Brandon Miller		4-7	3-4	0-0	1	4	5	1	11	3	3	0	2	30		
04	Daniel Sanders		0-0	0-0	0-0	0	0	0	0	0	0	-1	0	0	0		
05	Jalen Johnson		6-6	0-0</													



Alabama A&M Men's Basketball
Alabama A&M Team Game-by-Game (as of Dec 09, 2019)
All games

TEAM STATISTICS

Opponent	Date	Score		Total		3-Pointers		Free throws		Rebounds				pf	a	t/o	blk	stl	pts	avg
				fg-fga	pct	3fg-fga	pct	ft-fta	pct	off	def	tot	avg							
at Cincinnati	11/14/19	53-85	L	21-67	.313	6-24	.250	5-8	.625	6	21	27	27.0	23	10	14	1	11	53	53.0
at Miami (OH)	11/16/19	63-79	L	23-58	.397	8-22	.364	9-10	.900	4	27	31	29.0	16	10	9	2	4	63	58.0
at UAB	11/11/19	52-74	L	22-57	.386	3-24	.125	5-9	.556	7	18	25	27.7	16	5	15	2	11	52	56.0
at Tennessee State	11/05/19	66-106	L	24-66	.364	8-25	.320	10-19	.526	13	18	31	28.5	17	7	14	0	6	66	58.5
at Clemson	11/21/19	51-87	L	19-56	.339	10-25	.400	3-6	.500	6	26	32	29.2	14	8	18	0	8	51	57.0
at TROY	11/25/19	80-66	W	28-63	.444	11-31	.355	13-16	.813	16	25	41	31.2	18	17	13	3	7	80	60.8
JACKSONVILLE STATE	12/7/19	67-62	Wot	24-65	.369	3-23	.130	16-21	.762	7	31	38	32.1	15	12	9	2	7	67	61.7
Alabama A&M		432		161-432	.373	49-174	.282	61-89	.685	59	166	225	32.1	119	69	92	10	54	432	61.7
Opponents		559		210-435	.483	64-185	.346	75-123	.610	82	226	308	44.0	98	115	99	33	49	559	79.9

Games played: 7
Points/game: 61.7
FG Pct: 37.3
3FG Pct: 28.2
FT Pct: 68.5

Rebounds/game: 32.1
Assists/game: 9.9
Turnovers/game: 13.1
Assist/turnover ratio: 0.8
Steals/game: 7.7
Blocks/game: 1.4



Alabama A&M Men's Basketball

Alabama A&M Combined Team Statistics (as of Dec 09, 2019)

All games

RECORD:	OVERALL	HOME	AWAY	NEUTRAL
ALL GAMES	2-5	1-0	1-5	0-0
CONFERENCE	0-0	0-0	0-0	0-0
NON-CONFERENCE	2-5	1-0	1-5	0-0

#	Player	gp-gs	min	avg	Total		3-Point		F-Throw		Rebounds				pf	dq	a	to	blk	stl	pts	avg
					fg-fga	fg%	3fg-fga	3fg%	ft-fga	ft%	off	def	tot	avg								
00	TJ Parham	7-7	191	27.3	25-81	.309	14-44	.318	7-9	.778	8	20	28	4.0	24	0	3	14	2	7	71	10.1
01	Mason Ellison	2-0	8	4.0	1-1	1.000	1-1	1.000	0-0	.000	0	5	5	2.5	1	0	0	0	0	0	3	1.5
02	Brandon Miller	7-0	168	24.0	17-41	.415	11-31	.355	4-4	1.000	3	17	20	2.9	9	0	10	7	0	9	49	7.0
03	Cameron Tucker	7-7	205	29.3	12-44	.273	5-21	.238	13-14	.929	7	14	21	3.0	11	0	18	21	0	5	42	6.0
04	Daniel Sanders	3-0	6	2.0	0-3	.000	0-2	.000	0-0	.000	0	0	0	0.0	0	0	0	0	0	0	0	0.0
05	Jalen Johnson	7-0	102	14.6	15-29	.517	0-0	.000	7-14	.500	11	13	24	3.4	12	0	2	7	5	9	37	5.3
10	Garrett Hicks	7-7	213	30.4	22-61	.361	11-36	.306	8-11	.727	5	12	17	2.4	12	0	16	8	0	8	63	9.0
12	Brandon Powell	4-0	16	4.0	0-2	.000	0-1	.000	0-0	.000	0	1	1	0.3	1	0	0	0	0	0	0	0.0
13	Cameron Alford	7-7	205	29.3	40-88	.455	4-23	.174	16-24	.667	4	35	39	5.6	8	0	15	13	0	5	100	14.3
15	EJ Williams	7-7	117	16.7	13-36	.361	0-0	.000	5-10	.500	5	10	15	2.1	18	0	0	7	2	2	31	4.4
24	Evan Wiley	7-0	60	8.6	3-17	.176	2-10	.200	0-0	.000	4	2	6	0.9	6	0	2	1	0	2	8	1.1
30	Brandon Houston	7-0	76	10.9	11-20	.550	0-1	.000	1-1	1.000	4	9	13	1.9	6	0	3	5	0	0	23	3.3
34	Walter Jones Jr.	4-0	49	12.3	2-8	.250	1-4	.250	0-2	.000	1	6	7	1.8	9	0	0	3	1	7	5	1.3
35	Tremere Brown	2-0	8	4.0	0-1	.000	0-0	.000	0-0	.000	0	2	2	1.0	2	0	0	3	0	0	0	0.0
Team											7	20	27				3					
Total.....		7	1424		161-432	.373	49-174	.282	61-89	.685	59	166	225	32.1	119	0	69	92	10	54	432	61.7
Opponents.....		7	1425		210-435	.483	64-185	.346	75-123	.610	82	226	308	44.0	98	-	115	99	33	49	559	79.9

TEAM STATISTICS	AAMU	OPP	Date	Opponent	Score	Att.
SCORING	432	559	11/14/19	at Cincinnati	L 53-85	9830
Points per game	61.7	79.9	11/16/19	at Miami (OH)	L 63-79	1480
Scoring margin	-18.1	-	11/11/19	at UAB	L 52-74	2880
FIELD GOALS-ATT	161-432	210-435	11/05/19	at Tennessee State	L 66-106	5638
Field goal pct	.373	.483	11/21/19	at Clemson	L 51-87	5616
3 POINT FG-ATT	49-174	64-185	11/25/19	at TROY	W 80-66	0
3-point FG pct	.282	.346	12/7/19	JACKSONVILLE STATE	Wot 67-62	780
3-pt FG made per game	7.0	9.1				
FREE THROWS-ATT	61-89	75-123				
Free throw pct	.685	.610				
F-Throws made per game	8.7	10.7				
REBOUNDS	225	308				
Rebounds per game	32.1	44.0				
Rebounding margin	-11.9	-				
ASSISTS	69	115				
Assists per game	9.9	16.4				
TURNOVERS	92	99				
Turnovers per game	13.1	14.1				
Turnover margin	+1.0	-				
Assist/turnover ratio	0.8	1.2				
STEALS	54	49				
Steals per game	7.7	7.0				
BLOCKS	10	33				
Blocks per game	1.4	4.7				
ATTENDANCE	780	25444				
Home games-Avg/Game	1-780	6-4241				
Neutral site-Avg/Game	-	0-0				

* - Conference game

Score by Periods	1st	2nd	OT	Totals
Alabama A&M	190	227	15	432
Opponents	281	268	10	559