



# 2015 MIAMI BASEBALL GAME NOTES

Miami Athletic Communications • 5821 San Amaro Drive • Coral Gables, FL 33146

HurricaneSports.com • Facebook: Facebook.com/TheUBaseball • Twitter: @CanesBaseball • Instagram: @TheUBaseball

Home to Four National Championships (1982, 1985, 1999, 2001) and 42 Consecutive NCAA Postseason Appearances

## SERIES INFORMATION

Dates: March 25, 2015  
Game Times: 6:30 p.m. | 3 p.m. | 12 p.m.  
Site: Chapel Hill, N.C. / Boshamer Stadium (4,100)

TV: ESPN3 (all three games)

UM Student Radio: WVUM 90.5 FM | WVUM.org (all games)  
• Talent: AJ Ricketts, Harry Kröll

Live Stats: GoHeels.com  
Twitter Updates: @CanesBaseball | @HurricaneSports  
Postgame Recap: HurricaneSports.com

Series History: Miami leads, 32-25-1  
Coral Gables: Miami leads, 21-10  
Chapel Hill: Miami trails, 8-13-1  
Neutral Site: Miami leads, 3-2  
First Meeting: 1976 - Miami won, 10-2  
Last Meeting: 2013 - Miami lost, 0-10 (eight innings)  
Streak: North Carolina, three wins

## #17 MIAMI 18-7, 6-3 ACC

2014: 44-19, 24-6 ACC (first place, Coastal)  
Last Game: March 25, 2015  
1-8 loss, FGCU

Head Coach: Jim Morris (Elon, 1973)  
DI Career: 1,453-639-4 (34th season)  
at UM: 949-372-3 (22nd season)

Friday: JR LHP Thomas Woodrey (3-1, 2.93 ERA)  
Saturday: R-JR LHP Andy Suarez (2-0, 2.81 ERA)  
Sunday: JR RHP Enrique Sosa (3-2, 3.62 ERA)

## NORTH CAROLINA 15-9, 5-4 ACC


2014: 35-27, 15-15 ACC (fourth place, Coastal)  
Last Game: March 24, 2015  
9-0 win, Appalachian State

Head Coach: Mike Fox (North Carolina, 1978)  
DI Career: 1,283-451-5 (32nd season)  
at UNC: 744-310-1 (16th season)

Friday: SO RHP Zac Gallen (1-1, 4.05 ERA)  
Saturday: FR RHP J.B. Bukauskas (3-1, 3.09 ERA)  
Sunday: SR RHP Benton Moss (3-0, 2.08 ERA)

## UM ATHLETICS COMMUNICATIONS

Camron Ghorbi (Miami, 2011)  
c.ghorbi@miami.edu | @CamronGhorbi  
(305) 284-3230 (office)  
(786) 877-7329 (cell)



## GAMES 27-29

CHAPEL HILL, N.C. (BOSHAMER STADIUM)



## #13 MIAMI HURRICANES (18-8, 6-3 ACC)

Head Coach: Jim Morris (Elon, 1973)

Career Division I Record: 1,453-639-4 (34th season) | Record at Miami: 949-372-3 (22nd season)



at

## NORTH CAROLINA TAR HEELS (15-9, 5-4 ACC)

Head Coach: Mike Fox (North Carolina, 1978)

Career Division I Record: 1,283-451-5 (32nd season) | Record at UNC: 744-310-1 (16th season)

## WEEKEND STORYLINES & NOTABLES

- Miami hits the road for the weekend, looking to win its **third straight ACC series** in Chapel Hill vs. host North Carolina.
- UM has a **32-25-1 all-time series lead** over the Heels, and won 2 of 3 in 2014 to clinch the **ACC regular season title**.
- UM saw its **six-game home winning streak** snapped in an 8-1 loss to FGCU Wednesday, and has lost **back-to-back** games.
- Miami is ranked in the **top 25 of every college baseball poll**. The Hurricanes check in at #10 in *Perfect Game's* top 25, #13 by *Baseball America*, #15 by NCBWA, #16 in the Coaches' Poll, #18 by *Collegiate Baseball* & #21 by *D1Baseball.com*.
- Junior David Thompson was named **ACC Co-Player of the Week Monday**, earning the honor for the second straight week. Thompson batted **.389** over Miami's four games, with two multi-HR games, **four total homers** (two grand slams) & **13 RBI**.
- Miami opened the week with the **second-highest team OBP (.422) in the ACC** and the **third-best mark nationwide**.
- **Zack Collins** has reached base in all 25 games he has played, while **David Thompson** has reached base in **18 straight**.
- Jim Morris became just the **eighth coach in Division I baseball history** to accumulate **1,400** wins last year. With a 9-5 win over Louisville in early March, Morris moved into seventh in **all-time wins (1,445)** for any coach at a four-year college.
- A number of Hurricanes earned **2015 Preseason All-America accolades**, including Zack Collins, Bryan Garcia, Andrew Suarez & David Thompson. **Collins was a unanimous first-team selection** on all major Preseason All-America lists.
- Miami captured the **2014 ACC Baseball Regular Season Championship**, finishing atop the ACC with a **24-6 record**.
- Miami's streak of **42 consecutive NCAA postseason appearances** is the longest active streak in Division I athletics.

## PROJECTED STARTERS



Game 1:  
LHP Thomas Woodrey  
3-1, 2.93 ERA



Game 2:  
LHP Andy Suarez  
2-0, 2.81 ERA



Game 2:  
RHP Enrique Sosa  
3-2, 3.62 ERA

## POTENTIAL STARTING LINEUP

Pos.	#	Player	AVG	AB	R	H	2B	3B	HR	RBI	SB-SBA
C	40	Garrett Kennedy	.353	68	16	24	5	0	3	11	0-0
1B	17	Christopher Barr	.323	62	13	20	5	1	0	4	4-4
2B	4	Johnny Ruiz	.222	63	7	14	0	1	0	10	0-0
SS	7	George Iskenderian	.360	100	27	36	6	1	2	24	8-8
3B	8	David Thompson	.356	101	22	36	8	2	8	39	1-3
LF	45	Carl Chester	.291	103	22	30	4	1	4	14	8-11
CF	2	Ricky Eusebio	.310	84	30	26	7	2	1	9	10-11
RF	13	Willie Abreu	.275	91	14	24	3	0	1	17	2-2
DH	0	Zack Collins	.250	88	21	22	4	2	2	14	6-6

## UNIVERSITY INFORMATION

Location	Coral Gables, Fla.
Enrollment	15,629
Founded	1925
Nickname	Hurricanes
Colors	Orange (PMS 1665), Green (PMS 3435) and White
President	Donna E. Shalala
Athletics Director	Blake James
Conference	Atlantic Coast Conference
Stadium / Capacity	Alex Rodriguez Park at Mark Light Field / 4,999

## BASEBALL COACHING / SUPPORT STAFF

Head Coach	Jim Morris
Record at Miami / Seasons	949-372-3 (.717) / 21
Career Division I Record / Seasons	1,453-639-4 (.694) / 33
Career Coaching Record / Seasons	1,584-679-4 (.698) / 37

Assistant Coach / Recruiting Coordinator / Hitting	Gino DiMare (Miami, 1998)
Assistant Coach / Pitching	J.D. Arteaga (Miami, 2002)
Assistant Coach / Catchers	Michael DeLucia (Campbell, 2013)

Strength & Conditioning Coach	Brian Gabriel (Incarnate Word, 1996)
Athletic Trainer	Kenny Johnson (FIU, 2009)
Director of Baseball Operations / Camps	Robert "G.M." McDaniel (FIU, 2003)

## PROGRAM HISTORY

First Year of Baseball	1940
All-Time Program Record	2,423-981-18 (.708)
College World Series Appearances / Last	23 / 2008
College World Series Record	47-38 (.553)
NCAA Regional Appearances/ Last	43 / 2014
NCAA Regional Record	119-43 (.734)
Last Postseason Opponent	Texas Tech / 2014 Coral Gables Regional

## TEAM INFORMATION

2014 Overall Record	44-19
2014 ACC Record / Finish	24 - 6 / 1st Place (Coastal Division, ACC)
Letterwinners Returning / Lost	21 / 12

## POSTSEASON HISTORY

**National Championships:** 4 (1982, 1985, 1999, 2001)  
**ACC Championships:** 1 (2008)  
**College World Series Appearances:** 23 (1974, 1978, 1979, 1980, 1981, 1982, 1984, 1985, 1986, 1988, 1989, 1992, 1994, 1995, 1996, 1997, 1998, 1999, 2001, 2003, 2004, 2006, 2008)  
**Super Regional Appearances:** 10 (1999, 2000, 2001, 2002, 2003, 2004, 2005, 2006, 2008, 2010)  
**Super Regional Titles:** 6 (1999, 2001, 2003, 2004, 2006, 2008)  
**NCAA Regional Appearances:** 43 (1971, 1973, 1974, 1975, 1976, 1977, 1978, 1979, 1980, 1981, 1982, 1983, 1984, 1985, 1986, 1987, 1988, 1989, 1990, 1991, 1992, 1993, 1994, 1995, 1996, 1997, 1998, 1999, 2000, 2001, 2002, 2003, 2004, 2005, 2006, 2007, 2008, 2009, 2010, 2011, 2012, 2013, 2014)  
**NCAA Regional Titles:** 27 (1974, 1978, 1979, 1980, 1981, 1982, 1984, 1985, 1986, 1988, 1989, 1992, 1994, 1995, 1996, 1997, 1998, 1999, 2001, 2002, 2003, 2004, 2005, 2006, 2008, 2010)

## 2015 SCHEDULE (18-8, 6-3 ACC)

DATE	DAY	OPPONENT	TIME (ET)	RESULT
Feb. 5	Thursday	First Pitch Banquet**	6:00 p.m.	
Feb. 7	Saturday	FanFest & Alumni Game**	4:00 p.m.	W (4-1)*
Feb. 13	Friday	<b>RUTGERS</b>	7:00 p.m.	W (5-2)
Feb. 14	Saturday	<b>RUTGERS (G1)</b>	2:00 p.m.	W (9-5)
Feb. 14	Saturday	<b>RUTGERS (G2)</b>	7:00 p.m.	W (9-3)
Feb. 15	Sunday	<b>RUTGERS</b>	1:00 p.m.	W (25-4)
Feb. 18	Wednesday	at FAU	6:30 p.m.	L (3-5)
Feb. 20	Friday	at Florida	7:00 p.m.	L (3-4)
Feb. 21	Saturday	at Florida	7:30 p.m.	W (7-2)
Feb. 22	Sunday	at Florida	1:00 p.m.	L (1-2)
Feb. 25	Wednesday	<b>BARRY</b>	6:00 p.m.	W (5-3)
Feb. 27	Friday	<b>WRIGHT STATE</b>	7:00 p.m.	W (8-7)
Feb. 28	Saturday	<b>WRIGHT STATE</b>	7:00 p.m.	W (4-3)
March 1	Sunday	<b>WRIGHT STATE</b>	1:00 p.m.	L (6-12)
March 3	Tuesday	at Miami Marlins ( <i>exhibition</i> )	1:05 p.m.	L (1-7)
March 4	Wednesday	<b>FGCU</b>	6:00 p.m.	W (7-3)
March 7	Saturday	at Louisville* (G1)	1:00 p.m.	L (6-9)
March 7	Saturday	at Louisville* (G2)	4:10 p.m.	W (9-5)
March 8	Sunday	at Louisville*	1:00 p.m.	L (4-5)
March 10	Tuesday	at FGCU	6:30 p.m.	W (15-4)
March 11	Wednesday	<b>STETSON</b>	6:00 p.m.	W (7-0)
March 13	Friday	<b>NC STATE*</b>	7:00 p.m.	W (3-2) (10 inn.)
March 14	Saturday	<b>NC STATE*</b>	7:00 p.m.	W (9-2)
March 15	Sunday	<b>NC STATE*</b>	1:00 p.m.	W (6-0)
March 17	Tuesday	<b>ARMY</b>	6:00 p.m.	W (9-1)
March 20	Friday	at Wake Forest*	6:00 p.m.	W (15-2)
March 21	Saturday	at Wake Forest*	4:00 p.m.	W (12-7)
March 22	Sunday	at Wake Forest*	1:00 p.m.	L (4-10)
March 25	Wednesday	<b>FGCU</b>	6:00 p.m.	L (1-8)
March 27	Friday	at North Carolina*	6:30 p.m.	
March 28	Saturday	at North Carolina*	3:00 p.m.	
March 29	Sunday	at North Carolina*	1:00 p.m.	
April 1	Wednesday	<b>BETHUNE-COOKMAN</b>	6:00 p.m.	
April 3	Friday	<b>DUKE*</b>	7:00 p.m.	
April 4	Saturday	<b>DUKE*</b>	7:00 p.m.	
April 5	Sunday	<b>DUKE*</b>	1:00 p.m.	
April 8	Wednesday	<b>FAU</b>	6:00 p.m.	
April 10	Friday	<b>VIRGINIA TECH*</b>	7:00 p.m.	
April 11	Saturday	<b>VIRGINIA TECH*</b>	7:00 p.m.	
April 12	Sunday	<b>VIRGINIA TECH*</b>	1:00 p.m.	
April 15	Wednesday	<b>UCF</b>	6:00 p.m.	
April 17	Friday	at Virginia*	6:00 p.m.	
April 18	Saturday	at Virginia*	4:00 p.m.	
April 19	Sunday	at Virginia*	1:00 p.m.	
April 22	Wednesday	<b>FAU</b>	6:00 p.m.	
April 24	Friday	<b>FLORIDA STATE*</b>	7:00 p.m.	
April 25	Saturday	<b>FLORIDA STATE*</b>	7:00 p.m.	
April 26	Sunday	<b>FLORIDA STATE*</b>	1:00 p.m.	
May 2	Saturday	at Pittsburgh* (G1)	1:00 p.m.	
May 2	Saturday	at Pittsburgh* (G2)	7:00 p.m.	
May 3	Sunday	at Pittsburgh	1:00 p.m.	
May 6	Wednesday	<b>BETHUNE-COOKMAN</b>	6:00 p.m.	
May 8	Friday	<b>NEW YORK TECH</b>	7:00 p.m.	
May 9	Saturday	<b>NEW YORK TECH</b>	7:00 p.m.	
May 10	Sunday	<b>NEW YORK TECH</b>	1:00 p.m.	
May 14	Thursday	<b>GEORGIA TECH*</b>	7:00 p.m.	
May 15	Friday	<b>GEORGIA TECH*</b>	7:00 p.m.	
May 16	Saturday	<b>GEORGIA TECH*</b>	1:00 p.m.	
May 20-24		2015 ACC Championship (Durham, N.C)		
May 30 - June 25		2015 NCAA Baseball Championship		

\* indicates Atlantic Coast Conference game

Home games in **BOLD CAPS**, played at Mark Light Field in Coral Gables, Fla.

# U BASEBALL

## 2015 UNIVERSITY OF MIAMI BASEBALL ROSTER

No.	Name	Pos.	B/T	HT.	WT.	Year	Hometown / High School / Previous School
0	Zack Collins	C	L/R	6-3	220	Soph.	Pembroke Pines, Fla. / American Heritage
2	Ricky Eusebio	OF	R/R	5-11	195	Jr.	Homestead, Fla. / Gulliver Prep
4	Johnny Ruiz	INF	L/R	5-11	195	Soph.	Coral Gables, Fla. / Westminster Christian
7	George Iskenderian	INF	R/R	6-0	190	Jr.	Englewood Cliffs, N.J. / Don Bosco Prep (Indian River CC)
8	David Thompson	3B	R/R	6-2	220	Jr.	Miami, Fla. / Westminster Christian
9	Sebastian Diaz	INF	R/R	6-0	180	Soph.	Southwest Ranches, Fla. / University
10	Justin Smith	OF	R/R	6-2	205	Fr.	St. John's, Fla. / Bartram Trail
13	Willie Abreu	OF	L/L	6-4	225	Soph.	Hialeah, Fla. / Mater Academy
14	Danny Garcia	LHP	L/L	6-1	195	Soph.	Miami, Fla. / Westwood Christian
17	Christopher Barr	1B/OF	L/L	6-1	200	Soph.	Royal Palm Beach, Fla. / Royal Palm Beach
18	Michael Mediavilla	LHP	L/L	6-5	225	Fr.	Hialeah, Fla. / Mater Academy
19	Bryan Garcia	RHP	R/R	6-1	205	Soph.	Miami, Fla. / Christopher Columbus
22	Luke Spangler	LHP	L/L	6-0	160	Fr.	Cape Coral, Fla. / Cape Coral
24	Jacob Heyward	OF	R/R	6-3	201	Soph.	McDonough, Ga. / Eagle's Landing Christian
27	Ryan Otero	RHP	R/R	6-5	205	R-Jr.	Coral Gables, Fla. / Ransom Everglades School
28	Malik Rosier	OF	R/R	6-3	213	Fr.	Mobile, Ala. / Faith Academy
30	Andrew Suarez	LHP	L/L	6-2	205	R-Jr.	Miami, Fla. / Christopher Columbus
31	Sam Abrams	RHP	R/R	5-9	175	Sr.	Miami, Fla. / Killian
32	Andy Honiotes	RHP	R/R	6-3	190	Fr.	Geneva, Ill. / Geneva Community
34	Derik Beauprez	RHP	L/R	6-5	233	Soph.	Cherry Hills Village, Colo. / Cherry Creek
35	Devin Meyer	RHP	L/R	6-3	180	Fr.	Coral Springs, Fla. / Coral Springs Christian Academy
37	Keven Pimentel	RHP	R/R	6-3	224	Fr.	Huntington Station, N.Y. / Montverde Academy
38	Daniel Briggi	RHP	R/R	6-0	190	Sr.	Croton, N.Y. / Hendrick Hudson
39	Cooper Hammond	RHP	R/R	6-3	205	Soph.	Venice, Fla. / Venice Senior
40	Garrett Kennedy	C	L/R	6-1	210	Sr.	Davie, Fla. / Archbishop McCarthy
42	Edgar Michelangeli	INF	R/R	6-1	210	R-Soph.	Miami, Fla. / Florida Christian
43	Thomas Woodrey	LHP	L/L	6-3	205	Jr.	Lighthouse Point, Fla. / Cardinal Gibbons
44	Peter Crocitto	1B	R/R	6-0	205	Fr.	Palm City, Fla. / South Fork
45	Carl Chester	OF	R/R	6-0	190	Fr.	Longwood, Fla. / Lake Brantley
47	Enrique Sosa	RHP	R/R	5-10	180	Jr.	Panama City, Panama / Acad. Interamericana de Panama
49	Daniel Epstein	LHP	L/L	6-0	160	Fr.	Weston, Fla. / University School
51	Brandon Lopez	SS	R/R	6-1	190	Jr.	Miramar, Fla. / American Heritage
52	Daniel Sayles	LHP	L/L	6-4	212	Sr.	Wauwatosa, Wisc / Wauwatosa E / Sac. City College
55	Jesse Lepore	RHP	R/R	6-4	210	Fr.	Beverly Hills, Fla. / Trinity Catholic

**Head Coach:** Jim Morris, Elon (1973), 22nd season

**Assistant Coaches:** Gino DiMare, Miami (1998), 16th season

J.D. Arteaga, Miami (2002), 13th season

Michael DeLucia, Campbell (2013), 1st season

**Strength & Conditioning Coach:** Brian Gabriel, Incarnate Word (1996), 2nd season

**Director of Baseball Operations & Camps:** Robert McDaniel, FIU (2003), 15th season

**Athletic Trainer:** Kenny Johnson, FIU (2009), 3rd season

### PRONUNCIATION GUIDE

Willie Abreu	uh-BRAY-oo
Derik Beauprez	boh-PRAY
Peter Crocitto	cruh-SHEE-toe
Ricky Eusebio	you-SAY-bee-oh
George Iskenderian	ehsk-in-DARE-ee-an
Jesse Lepore	le-POOR-ee
Michael Mediavilla	med-ee-uh-VEE-yuh
Edgar Michelangeli	my-cuh-LANJ-uh-lee
Keven Pimentel	pim-ehn-TELL
Malik Rosier	ro-ZHEER

**3 JIM MORRIS HEAD COACH**

**THE HURRICANES SKIPPER**

- 1999 & 2001 National Coach of the Year (*Collegiate Baseball*)
- 1999 & 2001 National Coach of the year (*ABCA*)
- 1994 Coach of the Year (*Baseball America*)
- 2008 ACC Coach of the Year

Entering his 22nd season at Miami, few programs have qualified for the College World Series as much as Jim Morris and his Hurricanes. Miami, which has qualified for the NCAA Tournament an NCAA-record 42 consecutive years, has made it to Omaha in 11 of Morris' 21 seasons in Coral Gables. Morris set an NCAA record for guiding a program to the CWS in each of his first six years at UM. In addition, Morris won a record 13 consecutive NCAA Regionals from 1994-2006.

Morris has directed the Hurricanes to a 949-372-3 (.717) mark since arriving in 1994. Including his 12 seasons at Georgia Tech (1982-93), Morris has forged a 1,453-639-4 (.694) Division I record in 33 years as a head coach. Overall, Morris has been the head coach at the collegiate level for 36 seasons, spending the first four at DeKalb (Ga.) C.C. (now Georgia Perimeter College) from 1976-79, and has recorded a 1,584-679-4 (.698) mark.

In addition to carrying on Miami's great baseball reputation in the last 20 years, Morris personally led the charge in the construction of Alex Rodriguez Park, and logged hundreds of hours raising funds for the stadium project.

**MORRIS IS A REGIONAL REGULAR**

Jim Morris earned his 30th consecutive NCAA regional bid in 2014 when he guided the Canes to one of 16 host spots in the tournament. He has led Miami to a regional in each of his 21 seasons (1994-2014), winning 15 of those appearances. The 13 consecutive regional championships (1994-2006) was an NCAA record. He also went to nine straight regionals from 1985-93 with Georgia Tech. Additionally, Miami has advanced to nine Super Regionals under Morris.

Affectionately known as "3" by those surrounding the UM program, Morris led the 2014 Hurricanes to their 42nd-straight NCAA Tournament. Despite six signees being drafted in the 2013 MLB Draft, the Hurricanes reeled in a top-five recruiting class by national publications, with Zack Collins named *Baseball America* National Freshman of the Year under his direction in 2014.

**MORRIS IN 36th SEASON AS HEAD COACH**

Morris entered 2015 as the fourth-winningest active coach in Division I baseball with 1,435 wins. He wasted little time in moving up the record books, moving into sole possession of eighth place in all-time wins (1,439) on Feb. 15 with a 25-4 win over Rutgers and then seventh place with a 9-5 win over Louisville on March 7 (1,445).

Morris won his 1,500th game as a head coach in Miami's 4-1 upset of No. 1 North Carolina on March 15, 2013 in Chapel Hill, N.C.

Morris reached two coaching milestones in the first half of the 2014 season. He became just the eighth Division I coach to reach 1,400 wins in a 5-2 win over Boston College on March 8, and won his 900th game at Miami in a 7-1 upset of No. 3 Virginia on March 22.

Morris notched his milestone 1,000th win against Georgia Tech, with a 16-13 victory on April 4, 2004. Thirteen days later, he notched win No. 500 at Miami with a 7-3 win



against Florida State on April 17. Morris' 1,000th win as a head coach, including time at DeKalb College, came in a 5-3 win over Northeastern in March 2001.

**MAJOR LEAGUE GUIDANCE**

Over 150 professional baseball players have played under Morris during their college careers at Miami, Georgia Tech and DeKalb.

Among the players Morris coached at Miami that went on to play in the Major Leagues were Yonder Alonso (San Diego), Ryan Braun (Milwaukee), Pat Burrell (Tampa Bay), Alex Cora (New York Mets), Yasmani Grandal (San Diego), Bobby Hill (San Diego), Aubrey Huff (Detroit), Ryan Jackson (St. Louis), Chris Perez (Cleveland), Cesar Carrillo (San Diego), Brian Barton (St. Louis), Eddy Rodriguez (San Diego), Gaby Sanchez (Florida), Blake Tekotte (Chicago White Sox), Charlton Jimerson (Houston), Jay Tessmer (New York Yankees), Danny Valencia (Minnesota Twins), Jon Jay (St. Louis), Danny Graves (Cincinnati) and Jason Michaels (Houston).

Standout players under Morris from his days at Georgia Tech were Nomar Garciaparra (Los Angeles Dodgers), Jay Payton (Oakland A's) and Jason Varitek (Boston Red Sox).

Morris has also enjoyed success on the International scene. From 1989-90, Morris served as head coach of the USA Baseball team that won a Silver Medal in the 1989 Presidential Cup (Taiwan), Bronze Medal at the Goodwill Games and the 1990 International Baseball Association (IBA) World All-Star Game in Atlanta. In 1987, Morris served as pitching coach under Ron Fraser at the Pan American Games (Silver Medal).

**FAMILY MAN**

Coach Morris and his wife Nhan live in Miami with their three-year old son, James W. Morris IV (Will).

**WEEKEND NEWS & NOTES**

**BACK ON THE ROAD**

- Miami has won **consecutive ACC weekend series** over NC State and Wake Forest, and heads to Chapel Hill, N.C. for **another challenging test on the road** with a series against **North Carolina**.
- The Hurricanes hold the all-time series lead, but trail in games played at Chapel Hill (8-13-1). UM handed **then-No. 1 North Carolina** its first loss of the season in its last trip to **Boshamer Stadium** in '13.
- The two teams have **traded series victories in the last three weekend sets**, with Miami sweeping Carolina in **2012**, UNC winning two of three in **2013**, and Miami capturing the series in **2014**. The Hurricanes have won **13 of the last 18 matchups** overall.

**SIMPLY THE BEST...AGAIN**

- **David Thompson** was named **ACC Co-Player of the Week** on March 23 after hitting **.389 (7-for-18)** and powering Miami to a 3-1 mark. It was the **second straight weekly honor** for Thompson, who was also named ACC Player of the Week on **March 16**.
- Thompson recorded **two multi-home run games, two grand slams, four total home runs and 13 RBI** in the prolific stretch, and led all Miami hitters with a **1.278 slugging percentage** over the week.
- The junior third baseman recorded a **career-best seven RBI** in a 15-2 win over Wake Forest (March 20), and ended the week **leading the nation with 39 RBI**.
- Thompson carries a career-long **15-game hitting streak** into Friday's opener vs. North Carolina.

**ONE-TWO PUNCH**

- Despite the graduation of No. 1 & No. 2 hitters **Dale Carey** and **Tyler Palmer**, who combined in those roles in **62 of 63 games in 2014**, freshman **Carl Chester** and junior **Ricky Eusebio** have delivered.
- Chester is batting **.291 in 25 starts in leftfield**, ranks second with **four homers**, and has the third-most hits with **30**. He has hit **lead off** in every game he has played, and has a **.381 on-base percentage**.
- Eusebio is **reaching base at a team-best .500 clip**, and leads the team in **runs (30)** and **steals (10)**. His **22 walks** are second-most, while his **11 HBPs** are the most on the team and **fifth-most nationwide**.
- The speedy duo has **combined for 18-for-22 (81.8%) on steals**.

**HEATING UP**

- Among Miami's top performers in the series victory over Wake Forest: senior **Garrett Kennedy** (.462, two home runs, five RBI), freshman **Carl Chester** (.455, five hits, four runs), junior **David Thompson** (two home runs, eight RBI), junior **George Iskenderian** (five RBI, two steals) and junior **Ricky Eusebio** (five runs, two steals).
- Junior lefthander **Thomas Woodrey** has tossed **at least 6.0 innings in all five of his starts** - he has allowed **two earned runs or fewer in four of his five starts** on the mound.
- Over the last five games, redshirt sophomore **Christopher Barr** is batting a team-best **.368 (7-for-19)** with a **.455 on-base percentage**.
- Over the last 10 games, the red-hot **David Thompson** is hitting **.442 (19-for-43)** with **four 2Bs, one 3B, seven homers and 26 RBI**.
- Over the last 15 games, junior **George Iskenderian** has 17 RBI - second only to Thompson's 29.

**ACC RECORDS: YEAR-BY-YEAR**

Year	Record	Finish (ACC/Div.)
2014	<b>24-6</b>	1st / 1st Coastal
2013	<b>14-16</b>	8th / 5th Coastal
2012	<b>16-14</b>	5th / 3rd Coastal
2011	<b>19-10</b>	4th / 4th Coastal
2010	<b>20-10</b>	3rd / 3rd Coastal
2009	<b>18-12</b>	5th / 3rd Coastal
2008	<b>23-5</b>	1st / 1st Coastal
2007	<b>17-13</b>	5th / 3rd Coastal
2006	<b>17-13</b>	5th / 4th Coastal
2005	<b>19-10-1</b>	3rd Place (no div.)

**ACC OPENING SERIES**

Year	Series	Result
2015	@ Louisville	L (1-2)
2014	Boston College	W (3-0)
2013	Duke	L (1-2)
2012	Boston College	W (3-0)
2011	Virginia Tech	W (3-0)
2010	Boston College	W (2-1)
2009	NC State	W (3-0)
2008	Boston College	W (3-0)
2007	@ North Carolina	L (0-3)
2006	Virginia Tech	W (3-0)
2005	NC State	W (2-1)

**IN THE POLLS**

- Perfect Game: #10*
- Baseball America: #13*
- NCBWA: #15*
- USA Today Coaches' Poll: #16*
- Collegiate Baseball Newspaper: #18*
- D1Baseball.com: #21*

**OPENING DAY STARTERS**

2015	<b>Andy Suarez</b> vs. Rutgers (ND)
2014	<b>Chris Diaz</b> vs. Maine (W)
2013	<b>Chris Diaz</b> vs. Rutgers (W)
2012	<b>Eric Erickson</b> vs. Rutgers (W)
2011	<b>Bryan Radziewski</b> vs. Rutgers (ND)

**WINNINGEST ACTIVE COACHES (ENTERING 2015)**

- 1) Augie Garrido (Texas) - 1,920
- 2) Mike Martin (Florida State) - 1,813
- 3) Mark Marquess (Stanford) - 1,530
- 4) **Jim Morris (Miami) - 1,435**
- 5) Jack Leggett (Clemson) - 1,300

**BASEBALL AMERICA T-25**

- 1) Louisiana State (SEC)
- 2) Vanderbilt (SEC)
- 3) Texas A&M (SEC)
- 4) **Florida** (SEC)
- 5) Texas Christian (Big 12)
- 6) **UCF (The American)**
- 7) **Louisville \* (ACC)**
- 8) Southern California (Pac 12)
- 9) UCLA (Pac 12)
- 10) **Florida State \* (ACC)**
- 11) Arizona State (Pac 12)
- 12) South Carolina (SEC)
- 13) **MIAMI \* (ACC)**
- 14) Rice (C-USA)
- 15) Dallas Baptist (MVC)
- 16) UC Santa Barbara (Big West)
- 17) Houston (The American)
- 18) Texas Tech (Big 12)
- 19) Texas (Big 12)
- 20) **Virginia \* (ACC)**
- 21) California (Pac 12)
- 22) Oregon (Pac 12)
- 23) Oklahoma State (Big 12)
- 24) Indiana (Big 10)
- 25) Illinois (Big 10)

\*bold italics indicates 2015 opponent\*

**PRESEASON ALL-AMERICANS**

**Zack Collins**

- Golden Spikes Award Watch
- *Baseball America* (1st Team)
- *Collegiate Baseball* (1st)
- *D1Baseball.com* (1st)
- *Perfect Game* (1st)

**Bryan Garcia**

- Stopper of the Year Watch
- NCBWA (1st Team)
- *Collegiate Baseball* (2nd)
- *Perfect Game* (3rd)

**Andrew Suarez**

- *Golden Spikes Award Watch*
- *Collegiate Baseball* (2nd Team)

**David Thompson**

- *Baseball America* (2nd Team)

## WEEKEND NEWS & NOTES

### MILESTONES FOR MORRIS

- After leading his team to a 44-19 record in 2014, **head coach Jim Morris moved into ninth place** all-time in college baseball history (regardless of Division, four-year colleges) with 1,435 wins.
- Morris **wasted little time in moving up** that list in 2015, taking over **sole possession of eighth place** when Miami topped Rutgers 25-4 on Feb. 15, 2015 - his 1,439th win as head coach. **He moved into seventh place (1,445) when Miami beat Louisville on March 7.**
- **Morris ranks as the fourth-winningest** among active **Division I coaches by career victories (1,453)** and **fifth** in winning percentage (.694). He is also the **second-winningest coach in ACC history.**
- Morris became just the **eighth coach in the history of Division I baseball** to accumulate **1,400 wins when Miami beat Boston College 5-2 on March 8, 2014.**

### SHUT THEM DOWN

- Miami's bullpen has recorded a **2.43 ERA in 103.1 combined innings this season**, and has been a key reason for UM's success.
- Among the Hurricanes' top arms out of the bullpen: sophomore All-American closer **Bryan Garcia** (1.15 ERA, four saves), freshman lefthander **Michael Mediavilla** (2.92 ERA, 14 appearances, 16 Ks, just four BBs), senior walk-on **Daniel Briggi** (2.35 ERA, 14 Ks) and righthanded sidewinder **Cooper Hammond** (3.38 ERA, 13 appearances).
- In Miami's **sweep of NC State**, relievers combined to toss **15.0 innings**, surrendering just seven hits and **two runs** (1.20 ERA). In ACC play (**27.1 innings**), Miami's bullpen has combined to allow just **three earned runs** for a miniscule **0.99 ERA.**
- Miami's staff ERA to open the week (**3.22**) was the **fifth-best mark in the ACC**, while its **0.234 batting avg against** was also #5.

### THERE'S NO PLACE LIKE HOME

- Miami is off to a **13-2 start at home** through its first 15 games.
- UM finished the 2014 season with a **11-4 home record in ACC** play, and a **23-10 overall home record.** UM has won **seven straight home series** dating back to 2014, including all three series in 2015: Rutgers, Wright State and NC State.
- Miami is batting **.310 at home** with a **.431 on-base percentage.**
- Junior **David Thompson** is batting **.375 in 15 starts at home**, and leads the team with **21 hits, 17 runs and 20 RBI.** **Christopher Barr** is batting **.394 at home** - the best mark of any UM regular.
- Miami's **staff ERA** is over a **full run better at home (2.65)** than on the road (**4.31**)
- Junior **George Iskenderian** (.391) and sophomore **Zack Collins** (.302) are among the few players hitting **better on the road** than at home through 25 games.

### RON FRASER STATUE DEDICATION DATE SET

- The **Ron Fraser Statue Dedication & Unveiling** is set for **Friday, April 24 at 4 p.m.** on the DiMare Champions Plaza outside of Mark Light Field.
- The statue dedication is **open to the public**, and **admission is free.** Tickets to the **7 p.m. game** that night against **Florida State** are **expected to sell out.**

## 2014 RETURNING STAT LEADERS

### OFFENSE

**Average:** Zack Collins (.298)  
**Games Played:** Z. Collins / W. Abreu (61)  
**Games Started:** Willie Abreu (59)  
**At Bats:** Willie Abreu (220)  
**Runs:** Zack Collins (32)  
**Hits:** Zack Collins / Willie Abreu (61)  
**Doubles:** Zack Collins (14)  
**Triples:** Zack Collins (3)  
**Home Runs:** Zack Collins (11)  
**Runs Batted In:** Zack Collins (54)  
**Total Bases:** Zack Collins (114)  
**SLG Percent.:** Zack Collins (.556)  
**Walks:** Zack Collins (42)  
**OB Percent.:** Zack Collins (.427)  
**Stolen Bases:** R. Eusebio / B. Lopez (6)

### PITCHING

**ERA (50+ IP):** Bryan Garcia (1.75)  
**Wins:** Bryan Garcia (7)  
**Losses:** Bryan Garcia (4)  
**Appearances:** Cooper Hammond (35)  
**Games Started:** Andrew Suarez (16)  
**Complete Games:** Andrew Suarez (1)  
**Saves:** Bryan Garcia (15)  
**Innings Pitched:** Andrew Suarez (109.2)  
**Hits Allowed:** Andrew Suarez (108)  
**Runs Allowed:** Andrew Suarez (46)  
**Ear. Runs Allowed:** Andrew Suarez (36)  
**Walks:** Bryan Garcia (19)  
**Strikeouts:** Andrew Suarez (87)  
**Wild Pitches:** Andrew Suarez (11)  
**B/AVG Against:** Bryan Garcia (.220)

## THE LAST TIME A HURRICANE...

<b>Led Off Game with HR....</b>	Carl Chester (3/21/2015 vs. Wake Forest)
<b>Back-to-Back Games with Leadoff HR ...</b>	Charlton Jimerson (6/09/2001, 6/11/2001)
<b>Had Six Hits in a Game...</b>	Mark Sobolewski (3/18/2008 vs. Cornell)
<b>Five Hits...</b>	Nathan Melendres (4/23/2011 vs. North Carolina)
<b>Two Hits in One Inning...</b>	Jason Hagerty (3/7/2008 vs. Boston College)
<b>Hit Three HR's in a Game...</b>	Scott Lawson (6/5/2010 vs. Texas A&M)
<b>Two HR's...</b>	David Thompson (3/20/2015 vs. Wake Forest)
<b>Hit Two HR's in One Inning...</b>	Kevin Brown (3/16/1999 vs. Ohio State)
<b>Hit Pinch Hit HR...</b>	Sebastian Diaz (5/2/2014 vs. Alabama St.)
<b>Hit Inside the Park HR...</b>	Paco Figueroa (5/8/2005 vs. Jacksonville)
<b>Hit Grand Slam...</b>	David Thompson (3/20/2015 vs. Wake Forest)
<b>Hit for the Cycle...</b>	Gaby Sanchez (5/2/2003 vs. Pace)
<b>Record 10 RBI in One Game...</b>	Kevin Brown (5/27/2001 vs. Stetson)
<b>Nine RBI...</b>	Chad Rupp (4/25/1998 vs. FSU)
<b>Eight RBI...</b>	Danny Valencia (4/9/2005 vs. Virginia)
<b>Seven RBI...</b>	David Thompson (3/20/2015 vs. Wake Forest)
<b>Six RBI...</b>	David Thompson (3/10/2015 vs. FGCU)
<b>Threw CG Shutout...</b>	Andrew Suarez (5/30/2014 vs. Bethune-Cookman)
<b>Recorded Back-to-Back CG's...</b>	David Gil (5/12/2000, 5/27/2000)
<b>Recorded CG 1-Hit S/O...</b>	J.D. Cockroft (5/31/2003 vs. FAU)
<b>Recorded a Perfect Game...</b>	Javi Salas (3/4/2014 vs. Villanova)
<b>Recorded a No-Hitter (non-PG)...</b>	Alex Fernandez (3/18/1989 vs. Maine)
<b>Struck Out 10 Batters...</b>	Enrique Sosa (2/14/2015 vs. Rutgers)
<b>Recorded Three-Pitch Inning...</b>	Chris Hernandez (6/2/2010 vs. Florida)
<b>Recorded Three Pickoffs in a Game...</b>	Brian Walker (3/16/2001 vs. East Carolina)

**WEEKEND NEWS & NOTES**

**PICKING UP WHERE HE LEFT OFF**

- Then-freshman **Bryan Garcia** was named the team's closer just prior to the 2014 season opener and rewarded the coaching staff with an **All-American** campaign (NCBWA, third team).
- Garcia has **four saves in 12 appearances**, and has allowed just **two earned runs in 15.2 innings**. He has 12 strikeouts so far, and now has **19 career saves** - tied for **ninth-most in UM history**.
- An **All-ACC Second Team** selection as a reliever, **Garcia set the Miami freshman saves record** and tied for **11th-most saves nationally** with 15 in 2014. He was a consensus Freshman All American first-team selection at reliever.

**#CARDIACCANES**

- David Thompson's solo homer vs. **NC State** in the **10th inning (March 13)** gave Miami its **third walk-off win** of the season.
- Miami picked up its **first two walk-off wins** of the 2015 season against **Wright State**, earning thrilling wins on **back-to-back nights**.
- Senior **Garrett Kennedy** connected on a two-run, two-out home run on Feb. 27, while **Willie Abreu** won the game on a bases-loaded single on Feb. 28.
- Miami has played **six one-run games in 2015**, and is 3-3 in those contests. The opening stretch continues a trend from last season for the Hurricanes, who were **16-3 in one-run games in 2014**.

**HIGH EXPECTATIONS**

- After capturing the **2014 ACC Regular Season Championship**, the Hurricanes entered 2015 ranked in the **top 15 of every major college baseball preseason poll**.
- Miami was also ranked No. 10 by *Perfect Game*, No. 14 by *Collegiate Baseball Newspaper*, No. 14 in the *USA Today* Coaches Poll and No. 14 by *D1Baseball.com*.
- The Hurricanes feature a number of **Preseason All-Americans**, including reigning **2014 ACC Freshman of the Year** Zack Collins (consensus), **All-ACC closer** Bryan Garcia and **Washington Nationals' second-rounder** & staff ace Andrew Suarez.
- Miami's recruiting class was **ranked No. 2 nationwide** by *Perfect Game*, and includes MLB Draft picks: **George Iskenderian** (34th round), OF **Carl Chester** (38th) and LHP **Michael Mediavilla** (40th).

**DEATH, TAXES & THE NCAA POSTSEASON**

- The Miami Hurricanes **extended their own college baseball record** with their **42nd consecutive trip** to the **NCAA postseason** in 2014. Miami **has not missed the postseason since 1973**.
- The Hurricanes' 42 straight trips to the NCAA postseason **are the longest active postseason streak of any Division I program in any sport nationwide**.
- Jim Morris has led teams to the **NCAA postseason in 30 straight years** - all 21 years at Miami and his final **nine years** at Georgia Tech. Miami **has not missed the postseason since 1972**.
- Miami is the **only school in the state of Florida** to have won a national championship; the Hurricanes won titles in **1982, 1985, 1999 and 2001**.

*Perfect Game T-25*

- 1) Louisiana State (SEC)
- 2) Texas Christian (Big 12)
- 3) **Florida (SEC)**
- 4) Vanderbilt (SEC)
- 5) Texas A&M (SEC)
- 6) **Louisville \* (ACC)**
- 7) UCLA (Pac 12)
- 8) South Carolina (SEC)
- 9) **Florida State \* (ACC)**
- 10) **MIAMI (ACC)**
- 11) Oregon State (Pac 12)
- 12) Arizona State (Pac 12)
- 13) UC-Santa Barbara (Big West)
- 14) **Virginia \* (ACC)**
- 15) **UCF (The American)**
- 16) Texas (Big 12)
- 17) Oregon (Pac 12)
- 18) **North Carolina \* (ACC)**
- 19) Houston (The American)
- 20) **Florida Atlantic (C-USA)**
- 21) Illinois (Big 10)
- 22) Southern California (Pac 12)
- 23) Texas Tech (Big 12)
- 24) Dallas Baptist (MVC)
- 25) Maryland (Big 10)

\*bold italics indicates 2015 opponent\*

**Dropped Out:**

- Rice (C-USA)
- Indiana (Big 10)
- Mississippi State (SEC)

**MLB PLAYERS (since 1999)**

- 1) Louisiana State - 45
- 2) Stanford - 41
- T-3) Arizona State - 36
- T-3) Long Beach State - 36
- T-5) MIAMI - 35**
- T-5) Cal State Fullerton - 35
- T-5) Southern California - 35
- 8) UCLA - 33
- 9) Florida State - 30
- T-10) Arizona - 28
- T-10) Texas - 28

**GAMEWINNING HITS / RBI**


- |      |                                   |
|------|-----------------------------------|
| 2/13 | <b>Johnny Ruiz</b> (1B)           |
| 2/14 | <b>Zack Collins</b> (2B)          |
| 2/14 | <i>None</i> (E-4)                 |
| 2/15 | <b>Ricky Eusebio</b> (2B)         |
| 2/21 | <b>Brandon Lopez</b> (1B)         |
| 2/25 | <b>Zack Collins</b> (groundout)   |
| 2/27 | <b>Garrett Kennedy</b> (HR)       |
| 2/28 | <b>Willie Abreu</b> (1B)          |
| 3/4  | <b>G. Iskenderian</b> (groundout) |
| 3/7  | <b>Zack Collins</b> (2B)          |
| 3/10 | <i>None</i> (E-5)                 |
| 3/11 | <b>Carl Chester</b> (HR)          |
| 3/13 | <b>David Thompson</b> (HR)        |
| 3/14 | <b>Christopher Barr</b> (2B)      |
| 3/15 | <i>None</i> (passed ball)         |
| 3/17 | <b>G. Iskenderian</b> (walk)      |
| 3/20 | <b>G. Iskenderian</b> (1B)        |
| 3/21 | <b>Carl Chester</b> (HR)          |

**HOME RUN TRACKER**

- |      |                                 |
|------|---------------------------------|
| 2/15 | <b>David Thompson</b> (3-R)     |
| 2/15 | <b>Malik Rosier</b> (solo)      |
| 2/19 | <b>Carl Chester</b> (solo)      |
| 2/21 | <b>Zack Collins</b> (3-R)       |
| 2/27 | <b>Garrett Kennedy</b> (2-R)    |
| 3/1  | <b>Carl Chester</b> (solo)      |
| 3/4  | <b>Zack Collins</b> (solo)      |
| 3/10 | <b>David Thompson</b> (2-R)     |
| 3/10 | <b>Willie Abreu</b> (2-R)       |
| 3/11 | <b>Carl Chester</b> (solo)      |
| 3/13 | <b>David Thompson</b> (solo)    |
| 3/13 | <b>George Iskenderian</b> (2-R) |
| 3/15 | <b>David Thompson</b> (2-R)     |
| 3/17 | <b>David Thompson</b> (solo)    |
| 3/17 | <b>David Thompson</b> (slam)    |
| 3/17 | <b>George Iskenderian</b> (2-R) |
| 3/20 | <b>David Thompson</b> (slam)    |
| 3/20 | <b>Garrett Kennedy</b> (2-R)    |
| 3/20 | <b>Ricky Eusebio</b> (solo)     |
| 3/20 | <b>David Thompson</b> (2-R)     |
| 3/21 | <b>Carl Chester</b> (solo)      |
| 3/20 | <b>Garrett Kennedy</b> (3-R)    |

**WVUM 90.5 FM / WVUM.org**  
Carries every Miami Hurricanes baseball game - both home & away

## 2015 MIAMI HURRICANES PHOTO ROSTER / SPOTTING CHART



#0 Zack Collins



#2 Ricky Eusebio




#4 Johnny Ruiz



#7 George Iskenderian



#8 David Thompson



#9 Sebastian Diaz



#10 Justin Smith



#13 Willie Abreu



#14 Danny Garcia




#17 Christopher Barr



#18 Michael Mediavilla



#19 Bryan Garcia



#22 Luke Spangler



#24 Jacob Heyward



#27 Ryan Otero



#28 Malik Rosier



#30 Andrew Suarez



#31 Sam Abrams




#32 Andy Honiotes



#34 Derik Beauprez



#35 Devin Meyer



#37 Keven Pimentel



#38 Daniel Briggs



#39 Cooper Hammond



#40 Garrett Kennedy



#42 Edgar Michelangeli



#43 Thomas Woodrey




#44 Peter Crocitto



#45 Carl Chester



#47 Enrique Sosa



#49 Daniel Epstein



#51 Brandon Lopez



#52 Daniel Sayles



#55 Jesse Lepore











**2015 Miami Hurricanes Baseball  
Overall Statistics for Miami (FL) (as of Mar 25, 2015)  
(All games Sorted by Batting avg)**



Record: 18-8 Home: 13-2 Away: 5-6 ACC: 6-3

Player	avg	gp-gs	ab	r	h	2b	3b	hr	rbi	tb	slg%	bb	hp	so	gdp	ob%	sf	sh	sb-att	po	a	e	fld%	
George Iskenderian	.360	26-26	100	27	36	6	1	2	24	50	.500	14	3	20	1	.442	3	0	8-8	27	56	9	.902	
David Thompson	.356	26-26	101	22	36	8	2	8	39	72	.713	16	3	9	3	.447	3	1	1-3	88	46	5	.964	
Garrett Kennedy	.353	23-19	68	16	24	5	0	3	11	38	.559	16	0	8	1	.476	0	2	0-0	83	7	0	1.000	
Christopher Barr	.323	20-17	62	13	20	5	1	0	4	27	.435	6	3	16	2	.408	0	1	4-4	144	12	1	.994	
Ricky Eusebio	.310	26-26	84	30	26	7	2	1	9	40	.476	22	11	14	1	.500	1	4	10-11	62	1	0	1.000	
Carl Chester	.291	25-25	103	22	30	4	1	4	14	48	.466	10	5	24	2	.381	0	3	8-11	32	1	2	.943	
Willie Abreu	.275	25-25	91	14	25	3	0	1	17	31	.341	9	3	18	3	.359	0	4	2-2	45	5	0	1.000	
Zack Collins	.250	25-25	88	21	22	4	2	2	14	36	.409	24	4	24	2	.431	0	0	6-6	110	10	2	.984	
Johnny Ruiz	.222	22-17	63	7	14	0	1	0	10	16	.254	3	0	12	1	.254	1	3	0-0	32	57	2	.978	
-----																								
Malik Rosier	.600	4-0	5	1	3	0	0	1	3	6	1.200	0	1	0	0	.667	0	0	0-0	3	0	0	1.000	
Sebastian Diaz	.364	7-3	11	3	4	0	0	0	3	4	.364	1	0	6	0	.385	1	0	1-1	7	5	3	.800	
Brandon Lopez	.294	11-10	34	3	10	2	1	0	6	14	.412	3	2	6	0	.385	0	2	0-0	13	32	5	.900	
Peter Crocitto	.286	4-0	7	1	2	0	0	0	0	2	.286	0	0	3	0	.286	0	0	0-0	6	1	0	1.000	
Edgar Michelangeli	.275	18-9	40	4	11	3	0	0	3	14	.350	8	0	13	1	.396	0	2	1-1	18	18	2	.947	
Justin Smith	.214	8-2	14	3	3	0	0	0	0	3	.214	2	2	6	0	.389	0	0	0-0	1	0	0	1.000	
Jacob Heyward	.143	15-4	21	5	3	1	0	0	2	4	.190	5	2	6	0	.357	0	0	0-1	5	0	0	1.000	
Totals	.302	26	892	192	269	48	11	22	159	405	.454	139	39	185	17	.414	9	22	41-48	690	283	37	.963	
Opponents	.252	26	870	110	219	41	4	10	89	298	.343	83	23	186	15	.330	8	15	21-31	668	231	48	.949	

LOB - Team (244), Opp (199). DPs turned - Team (19), Opp (21). CI - Team (0), Opp (3). IBB - Team (1), Iskenderian 1, Opp (5). Picked off - Chester, C. 2, Thompson, D. 1, Michelangeli 1.

**(All games Sorted by Earned run avg)**

Player	era	w-l	app	gs	cg	sho	sv	ip	h	r	er	bb	so	2b	3b	hr	b/avg	wp	hp	bk	sfa	sha
Danny Garcia	2.45	4-1	9	6	0	0/1	0	44.0	44	15	12	8	41	2	1	2	.267	1	3	0	1	2
Thomas Woodrey	2.93	3-1	5	5	0	0/0	0	30.2	36	21	10	6	17	7	1	3	.293	0	4	1	2	3
Enrique Sosa	3.62	3-2	6	6	0	0/0	0	32.1	32	15	13	13	32	6	0	3	.254	4	4	0	1	0
-----																						
Andy Honiotes	0.00	0-0	3	0	0	0/0	0	2.1	1	0	0	1	2	0	0	0	.167	0	1	0	0	0
Bryan Garcia	1.15	2-1	12	0	0	0/1	4	15.2	7	3	2	5	12	1	0	0	.143	2	0	0	0	2
Sam Abrams	1.59	0-0	4	0	0	0/1	0	5.2	6	1	1	5	1	2	0	0	.273	0	1	0	0	1
Daniel Braggi	2.35	1-0	8	0	0	0/0	0	15.1	7	4	4	6	14	4	0	0	.137	1	1	0	0	0
Andrew Suarez	2.81	2-0	3	3	0	0/1	0	16.0	18	6	5	3	13	4	0	2	.281	1	1	0	0	0
Michael Mediavilla	2.92	0-1	14	0	0	0/1	0	12.1	7	6	4	4	16	4	0	0	.167	2	1	0	2	3
Cooper Hammond	3.38	2-1	13	0	0	0/0	1	16.0	18	7	6	5	13	3	0	0	.290	0	3	0	0	3
Jesse Lepore	3.38	0-0	6	0	0	0/1	0	8.0	8	5	3	7	2	1	0	0	.250	1	0	1	0	0
Ryan Otero	5.28	0-0	8	2	0	0/0	1	15.1	14	10	9	5	8	4	1	0	.237	1	3	0	2	0
Derik Beauprez	8.59	1-1	9	3	0	0/0	0	14.2	17	14	14	14	15	3	0	0	.283	4	1	1	0	1
Daniel Sayles	10.80	0-0	5	1	0	0/0	0	1.2	4	3	2	1	0	0	1	0	.444	0	0	0	0	0
Totals	3.33	18-8	26	26	0	2/2	6	230.0	219	110	85	83	186	41	4	10	.252	17	23	3	8	15
Opponents	5.94	8-18	26	26	1	0/0	2	222.2	269	192	147	139	185	48	11	22	.302	31	39	1	9	22

PB - Team (3), Collins, Z. 3, Opp (7). Pickoffs - Team (7), Garcia, D. 3, Suarez, A. 2, Woodrey, T. 1, Collins, Z. 1, Opp (4). SBA/ATT - Collins, Z. (19-23), Hammond, C. (9-10), Kennedy, G. (2-7), Beauprez, D. (5-5), Sosa, E. (2-5), Otero, R. (2-2), Sayles, D. (2-2), Woodrey, T. (0-2), Garcia, D. (0-2), Garcia, B. (0-1), Suarez, A. (1-1), Honiotes, A. (0-1).



**2015 Miami Hurricanes Baseball**  
**Overall Statistics for Miami (FL) (as of Mar 25, 2015)**  
**(All games Sorted by Fielding pct)**



Player	c	po	a	e	fld%	dp	sba	csb	sba%	pb	ci
Garrett Kennedy	90	83	7	0	1.000	0	2	5	.286	0	0
Ricky Eusebio	63	62	1	0	1.000	1	0	0	---	0	0
Willie Abreu	50	45	5	0	1.000	1	0	0	---	0	0
Thomas Woodrey	8	3	5	0	1.000	0	0	2	.000	0	0
Peter Crocitto	7	6	1	0	1.000	0	0	0	---	0	0
Jacob Heyward	5	5	0	0	1.000	0	0	0	---	0	0
Ryan Otero	4	2	2	0	1.000	0	2	0	1.000	0	0
Michael Mediavilla	3	0	3	0	1.000	0	0	0	---	0	0
Sam Abrams	3	1	2	0	1.000	0	0	0	---	0	0
Cooper Hammond	3	1	2	0	1.000	0	9	1	.900	0	0
Malik Rosier	3	3	0	0	1.000	0	0	0	---	0	0
Daniel Braggi	2	1	1	0	1.000	0	0	0	---	0	0
Justin Smith	1	1	0	0	1.000	0	0	0	---	0	0
Christopher Barr	157	144	12	1	.994	8	0	0	---	0	0
Zack Collins	122	110	10	2	.984	1	19	4	.826	3	0
Johnny Ruiz	91	32	57	2	.978	9	0	0	---	0	0
David Thompson	139	88	46	5	.964	9	0	0	---	0	0
Edgar Michelangeli	38	18	18	2	.947	7	0	0	---	0	0
Carl Chester	35	32	1	2	.943	0	0	0	---	0	0
Danny Garcia	11	0	10	1	.909	0	0	2	.000	0	0
George Iskenderian	92	27	56	9	.902	7	0	0	---	0	0
Brandon Lopez	50	13	32	5	.900	7	0	0	---	0	0
Sebastian Diaz	15	7	5	3	.800	2	0	0	---	0	0
Bryan Garcia	5	1	3	1	.800	1	0	1	.000	0	0
Andrew Suarez	4	0	3	1	.750	0	1	0	1.000	0	0
Derik Beauprez	6	3	1	2	.667	0	5	0	1.000	0	0
Enrique Sosa	3	2	0	1	.667	0	2	3	.400	0	0
Andy Honiotes	0	0	0	0	.000	0	0	1	.000	0	0
Jesse Lepore	0	0	0	0	.000	0	0	0	---	0	0
Daniel Sayles	0	0	0	0	.000	0	2	0	1.000	0	0
Totals	1010	690	283	37	.963	19	21	10	.677	3	0
Opponents	947	668	231	48	.949	21	41	7	.854	7	3

Hitting minimums - 20 Games 1 AB  
Pitching minimums - 1 Games 1.0 IP/Game



**2015 Miami Hurricanes Baseball  
Conference statistics for Miami (FL) (as of Mar 22, 2015)  
(ACC games only Sorted by Batting avg)**



Record: 6-3 Home: 3-0 Away: 3-3 ACC: 6-3

Player	avg	gp-gs	ab	r	h	2b	3b	hr	rbi	tb	slg%	bb	hp	so	gdp	ob%	sf	sh	sb-att	po	a	e	fld%
Garrett Kennedy	.429	8-7	28	7	12	1	0	2	6	19	.679	7	0	3	0	.543	0	0	0-0	30	1	0	1.000
George Iskenderian	.400	9-9	40	11	16	3	0	1	10	22	.550	2	1	7	0	.432	1	0	4-4	15	17	4	.889
David Thompson	.343	9-9	35	6	12	4	1	4	16	30	.857	5	1	4	1	.419	2	0	0-0	29	14	1	.977
Zack Collins	.294	9-9	34	7	10	2	0	0	2	12	.353	10	0	10	0	.455	0	0	2-2	30	4	1	.971
Ricky Eusebio	.267	9-9	30	10	8	3	0	1	3	14	.467	6	6	6	1	.476	0	3	3-4	24	0	0	1.000
Willie Abreu	.265	9-9	34	6	9	1	0	0	7	10	.294	4	0	11	2	.342	0	1	1-1	15	3	0	1.000
Carl Chester	.242	9-9	33	9	8	2	0	1	5	13	.394	6	3	10	1	.405	0	3	2-2	15	0	1	.938
Johnny Ruiz	.222	9-8	27	2	6	0	0	0	2	6	.222	3	0	4	0	.290	1	2	0-0	14	28	0	1.000
-----																							
Peter Crocitto	1.000	1-0	1	1	1	0	0	0	0	1	1.000	0	0	0	0	1.000	0	0	0-0	0	1	0	1.000
Brandon Lopez	.364	4-3	11	1	4	1	1	0	3	7	.636	1	1	1	0	.462	0	1	0-0	2	9	2	.846
Christopher Barr	.333	6-6	24	5	8	2	1	0	1	12	.500	2	0	5	1	.385	0	1	1-1	52	4	0	1.000
Sebastian Diaz	.167	3-1	6	1	1	0	0	0	1	1	.167	0	0	5	0	.167	0	0	0-0	2	3	3	.625
Jacob Heyward	.000	5-1	4	1	0	0	0	0	0	0	.000	1	1	1	0	.333	0	0	0-0	3	0	0	1.000
Justin Smith	.000	2-1	3	1	0	0	0	0	0	0	.000	1	1	3	0	.400	0	0	0-0	1	0	0	1.000
Edgar Michelangeli	.000	2-0	2	0	0	0	0	0	0	0	.000	1	0	2	0	.333	0	0	0-0	1	0	0	1.000
Totals	.304	9	312	68	95	19	3	9	56	147	.471	49	14	72	6	.417	4	11	13-14	238	97	12	.965
Opponents	.260	9	308	42	80	21	1	3	35	112	.364	34	9	58	2	.348	2	7	8-10	237	75	15	.954

LOB - Team (88), Opp (80). DPs turned - Team (4), Opp (8). CI - Team (0), Opp (3). IBB - Team (0), Opp (4). Picked off - Thompson, D. 1.

**(ACC games only Sorted by Earned run avg)**

Player	era	w-l	app	gs	cg	sho	sv	ip	h	r	er	bb	so	2b	3b	hr	b/avg	wp	hp	bk	sfa	sha	
Bryan Garcia	0.96	1-1	6	0	0	0/1	1	9.1	3	2	1	4	7	1	0	0	.100	1	0	0	0	2	
Andrew Suarez	2.45	2-0	2	2	0	0/1	0	11.0	10	4	3	1	10	3	0	1	.233	1	1	0	0	0	
Thomas Woodrey	4.50	1-1	2	2	0	0/0	0	12.0	17	9	6	1	9	4	1	0	.340	0	2	1	0	3	
Enrique Sosa	5.52	2-1	3	3	0	0/0	0	14.2	18	10	9	6	14	3	0	2	.290	4	2	0	0	0	
-----																							
Danny Garcia	0.00	0-0	2	0	0	0/0	0	5.2	4	0	0	0	2	1	0	0	.222	0	0	0	1	0	
Ryan Otero	0.00	0-0	1	0	0	0/0	0	1.0	0	0	0	0	1	0	0	0	.000	0	0	0	0	0	
Jesse Lepore	0.00	0-0	1	0	0	0/0	0	1.0	1	0	0	1	1	0	0	0	.250	0	0	0	0	0	
Sam Abrams	1.59	0-0	3	0	0	0/1	0	5.2	6	1	1	4	1	2	0	0	.273	0	1	0	0	1	
Cooper Hammond	3.18	0-0	4	0	0	0/0	0	5.2	7	2	2	3	4	2	0	0	.318	0	2	0	0	0	
Michael Mediavilla	5.40	0-0	6	0	0	0/0	0	5.0	4	5	3	3	4	2	0	0	.211	1	0	0	1	1	
Daniel Braggi	5.79	0-0	4	0	0	0/0	0	4.2	3	3	3	4	1	2	0	0	.176	0	1	0	0	0	
Derik Beauprez	12.00	0-0	2	1	0	0/0	0	3.0	4	4	4	6	4	1	0	0	.308	1	0	0	0	0	
Daniel Sayles	13.50	0-0	2	1	0	0/0	0	0.2	3	2	1	1	0	0	0	0	.600	0	0	0	0	0	
Totals	3.74	6-3	9	9	0	1/1	1	79.1	80	42	33	34	58	21	1	3	.260	8	9	1	2	7	
Opponents	5.35	3-6	9	9	0	0/0	1	79.0	95	68	47	49	72	19	3	9	.304	10	14	0	4	11	

PB - Team (0), Opp (4). Pickoffs - Team (1), Suarez, A. 1, Opp (1). SBA/ATT - Collins, Z. (8-9), Hammond, C. (3-4), Sayles, D. (2-2), Sosa, E. (1-2), Beauprez, D. (1-1), Suarez, A. (1-1), Kennedy, G. (0-1).



**2015 Miami Hurricanes Baseball  
Conference statistics for Miami (FL) (as of Mar 22, 2015)  
(ACC games only Sorted by Fielding pct)**



Player	c	po	a	e	fld%	dp	sba	csb	sba%	pb	ci
Christopher Barr	56	52	4	0	1.000	1	0	0	---	0	0
Johnny Ruiz	42	14	28	0	1.000	2	0	0	---	0	0
Garrett Kennedy	31	30	1	0	1.000	0	0	1	.000	0	0
Ricky Eusebio	24	24	0	0	1.000	0	0	0	---	0	0
Willie Abreu	18	15	3	0	1.000	1	0	0	---	0	0
Bryan Garcia	4	1	3	0	1.000	1	0	0	---	0	0
Thomas Woodrey	3	1	2	0	1.000	0	0	0	---	0	0
Sam Abrams	3	1	2	0	1.000	0	0	0	---	0	0
Jacob Heyward	3	3	0	0	1.000	0	0	0	---	0	0
Daniel Braggi	2	1	1	0	1.000	0	0	0	---	0	0
Andrew Suarez	2	0	2	0	1.000	0	1	0	1.000	0	0
Justin Smith	1	1	0	0	1.000	0	0	0	---	0	0
Edgar Michelangeli	1	1	0	0	1.000	0	0	0	---	0	0
Michael Mediavilla	1	0	1	0	1.000	0	0	0	---	0	0
Peter Crocitto	1	0	1	0	1.000	0	0	0	---	0	0
Enrique Sosa	1	1	0	0	1.000	0	1	1	.500	0	0
Cooper Hammond	1	0	1	0	1.000	0	3	1	.750	0	0
Danny Garcia	1	0	1	0	1.000	0	0	0	---	0	0
David Thompson	44	29	14	1	.977	2	0	0	---	0	0
Zack Collins	35	30	4	1	.971	1	8	1	.889	0	0
Carl Chester	16	15	0	1	.938	0	0	0	---	0	0
George Iskenderian	36	15	17	4	.889	1	0	0	---	0	0
Brandon Lopez	13	2	9	2	.846	1	0	0	---	0	0
Sebastian Diaz	8	2	3	3	.625	0	0	0	---	0	0
Jesse Lepore	0	0	0	0	.000	0	0	0	---	0	0
Daniel Sayles	0	0	0	0	.000	0	2	0	1.000	0	0
Derik Beauprez	0	0	0	0	.000	0	1	0	1.000	0	0
Ryan Otero	0	0	0	0	.000	0	0	0	---	0	0
Totals	347	238	97	12	.965	4	8	2	.800	0	0
Opponents	327	237	75	15	.954	8	13	1	.929	4	3

Hitting minimums - 7 Games 1 AB  
Pitching minimums - 1 Games 1.0 IP/Game

STARTERS SUMMARY

Player	GS	Position											Batting Order										
		p	c	1b	2b	3b	ss	lf	cf	rf	of	dh	1st	2nd	3rd	4th	5th	6th	7th	8th	9th		
David Thompson	26	.	.	9	.	16	.	.	.	.	.	.	1	.	.	.	6	10	9	1	.	.	
Ricky Eusebio	26	.	.	.	.	.	.	.	26	.	.	.	.	1	25	.	.	.	.	.	.	.	
George Iskenderia	26	.	.	.	.	10	16	.	.	.	.	.	.	.	.	8	8	.	6	4	.	.	
Willie Abreu	25	.	.	.	.	.	.	.	.	.	.	25	.	.	.	5	15	4	1	.	.	.	
Zack Collins	25	.	15	.	.	.	.	.	.	.	.	.	10	.	.	18	7	.	.	.	.	.	
Carl Chester	25	.	.	.	.	.	.	25	.	.	.	.	.	25	.	.	.	.	.	.	.	.	
Garrett Kennedy	19	.	11	.	.	.	.	.	.	.	.	.	8	.	.	.	.	1	6	12	.	.	
Christopher Barr	17	.	.	17	.	.	.	.	.	.	.	.	.	.	1	.	.	.	.	.	9	7	
Johnny Ruiz	17	.	.	.	17	.	.	.	.	.	.	.	.	.	.	.	.	.	.	.	.	6	11
Brandon Lopez	10	.	.	.	.	10	.	.	.	.	.	.	.	.	.	.	.	.	.	.	2	2	6
Edgar Michelangel	9	.	.	.	7	.	.	.	.	.	.	.	2	.	.	.	.	.	.	.	5	4	.
Danny Garcia	6	6	.	.	.	.	.	.	.	.	.	.	.	.	.	.	.	.	.	.	.	.	.
Enrique Sosa	6	6	.	.	.	.	.	.	.	.	.	.	.	.	.	.	.	.	.	.	.	.	.
Thomas Woodrey	5	5	.	.	.	.	.	.	.	.	.	.	.	.	.	.	.	.	.	.	.	.	.
Jacob Heyward	4	.	.	.	.	.	.	.	.	1	.	.	3	.	.	.	.	.	.	.	.	3	1
Sebastian Diaz	3	.	.	.	2	.	.	.	.	.	.	.	1	.	.	.	.	.	.	.	.	2	1
Derik Beuprez	3	3	.	.	.	.	.	.	.	.	.	.	.	.	.	.	.	.	.	.	.	.	.
Andrew Suarez	3	3	.	.	.	.	.	.	.	.	.	.	.	.	.	.	.	.	.	.	.	.	.
Ryan Otero	2	2	.	.	.	.	.	.	.	.	.	.	.	.	.	.	.	.	.	.	.	.	.
Justin Smith	2	.	.	.	.	.	1	.	.	.	.	.	1	.	.	.	.	.	1	1	.	.	.
Daniel Sayles	1	1	.	.	.	.	.	.	.	.	.	.	.	.	.	.	.	.	.	.	.	.	.

Starting Lineup By Position  
(Team W-L record when starter)

PITCHER:		
Danny Garcia	6	(5-1)
Enrique Sosa	6	(4-2)
Thomas Woodrey	5	(4-1)
Derik Beuprez	3	(0-3)
Andrew Suarez	3	(3-0)
Ryan Otero	2	(1-1)
Daniel Sayles	1	(1-0)
CATCHER:		
Zack Collins	15	(11-4)
Garrett Kennedy	11	(7-4)
FIRST BASE:		
Christopher Barr	17	(13-4)
David Thompson	9	(5-4)
SECOND BASE:		
Johnny Ruiz	17	(11-6)
Edgar Michelangeli	7	(5-2)
Sebastian Diaz	2	(2-0)
THIRD BASE:		
David Thompson	16	(12-4)
George Iskenderian	10	(6-4)
SHORTSTOP:		
George Iskenderian	16	(12-4)
Brandon Lopez	10	(6-4)
LEFT FIELD:		
Carl Chester	25	(17-8)
Justin Smith	1	(1-0)
CENTER FIELD:		
Ricky Eusebio	26	(18-8)
RIGHT FIELD:		
Willie Abreu	25	(17-8)
Jacob Heyward	1	(1-0)
DESIGNATED HITTER:		
Zack Collins	10	(6-4)
Garrett Kennedy	8	(5-3)
Jacob Heyward	3	(2-1)
Edgar Michelangeli	2	(2-0)
David Thompson	1	(1-0)
Justin Smith	1	(1-0)
Sebastian Diaz	1	(1-0)

Starting Lineup By Lineup Spot  
(Team W-L record when starter)

LEADOFF:		
Carl Chester	25	(17-8)
Ricky Eusebio	1	(1-0)
2ND SPOT:		
Ricky Eusebio	25	(17-8)
Christopher Barr	1	(1-0)
3RD SPOT:		
Zack Collins	18	(13-5)
George Iskenderian	8	(5-3)
CLEANUP:		
George Iskenderian	8	(6-2)
Zack Collins	7	(4-3)
David Thompson	6	(5-1)
Willie Abreu	5	(3-2)
5TH SPOT:		
Willie Abreu	15	(11-4)
David Thompson	10	(6-4)
Garrett Kennedy	1	(1-0)
6TH SPOT:		
David Thompson	9	(7-2)
George Iskenderian	6	(3-3)
Garrett Kennedy	6	(4-2)
Willie Abreu	4	(3-1)
Justin Smith	1	(1-0)
7TH SPOT:		
Garrett Kennedy	12	(7-5)
Edgar Michelangeli	5	(5-0)
George Iskenderian	4	(4-0)
Brandon Lopez	2	(1-1)
Justin Smith	1	(1-0)
David Thompson	1	(0-1)
Willie Abreu	1	(0-1)
8TH SPOT:		
Christopher Barr	9	(7-2)
Johnny Ruiz	6	(4-2)
Edgar Michelangeli	4	(2-2)
Jacob Heyward	3	(2-1)
Brandon Lopez	2	(1-1)
Sebastian Diaz	2	(2-0)
9TH SPOT:		
Johnny Ruiz	11	(7-4)
Christopher Barr	7	(5-2)
Brandon Lopez	6	(4-2)
Jacob Heyward	1	(1-0)
Sebastian Diaz	1	(1-0)





**2015 Miami Hurricanes Baseball  
Games Summary for Miami (FL) (as of Mar 26, 2015)  
(All games)**



Score by innings	1	2	3	4	5	6	7	8	9	EX	Total
Miami (FL)	27	32	28	33	14	15	14	17	11	1	192
Opponents	17	19	13	14	6	12	8	12	9	0	110

**Record when ...**

Overall	18-8	After 6 leading	14-1
Conference	6-3	..... trailing	2-5
Non-Conference	12-5	..... tied	2-2
Home games	13-2	After 7 leading	14-0
Away games	5-6	..... trailing	2-6
Neutral site	0-0	..... tied	2-2
Day games	5-6	After 8 leading	15-0
Night games	13-2	..... trailing	2-6
vs Left starter	8-2	..... tied	1-2
vs Right starter	10-6		
1-Run games	3-3	Hit 0 home runs	7-6
2-Run games	1-1	... 1 home run	5-2
5+Run games	10-3	... 2+ home runs	6-0
Extra innings	1-0		
Shutouts	2-0	Opponent 0 home runs	12-5
		..... 1 home run	6-2
Scoring 0-2 runs	0-2	..... 2+ HRs	0-1
..... 3-5 runs	4-4		
..... 6-9 runs	10-2	Made 0 errors	4-1
..... 10+ runs	4-0	... 1 error	7-3
		... 2+ errors	7-4
Opponent 0-2 runs	8-1		
..... 3-5 runs	8-3	Opp. made 0 errors	2-3
..... 6-9 runs	2-2	..... 1 error	4-3
..... 10+ runs	0-2	..... 2+ errors	12-2
Scored in 1st inning	9-2	Out-hit opponent	14-1
Opp. scored in 1st	5-5	Out-hit by opponent	4-7
Scores first	13-3	Hits are tied	0-0
Opp. scores first	5-5		

**Record when team scores:**

Runs	0	1	2	3	4	5	6	7	8	9	10+
W-L	0-0	0-2	0-0	1-2	1-2	2-0	1-2	3-0	1-0	5-0	4-0

**Record when opponent scores:**

Runs	0	1	2	3	4	5	6	7	8	9	10+
W-L	2-0	1-0	5-1	4-0	2-1	2-2	0-0	2-0	0-1	0-1	0-2

**Record when leading after:**

Inn.	1	2	3	4	5	6	7	8
W-L	9-1	12-1	13-1	14-0	14-1	14-1	14-0	15-0

**Record when trailing after:**

Inn.	1	2	3	4	5	6	7	8
W-L	3-5	4-6	2-4	2-6	3-6	2-5	2-6	2-6

**Record when tied after:**

Inn.	1	2	3	4	5	6	7	8
W-L	6-2	2-1	3-3	2-2	1-1	2-2	2-2	1-2

Current losing streak: 2  
 Longest winning streak: 8  
 Longest losing streak: 2

Home attendance : 36333 ( 15 dates avg = 2422 )

Away attendance : 23335 ( 11 dates avg = 2121 )

Total attendance: 59668 ( 26 dates avg = 2294 )



**2015 Miami Hurricanes Baseball  
Miscellaneous Stats for Miami (FL) (as of Mar 25, 2015)  
(All games)**



<b>Multiple Hit Games</b>	<b>2</b>	<b>3</b>	<b>4</b>	<b>5+</b>	<b>Total</b>
David Thompson	5	3	1	-	9
George Iskenderian	5	3	1	-	9
Carl Chester	5	2	-	-	7
Ricky Eusebio	6	1	-	-	7
Zack Collins	7	-	-	-	7
Garrett Kennedy	5	1	-	-	6
Willie Abreu	5	-	1	-	6
Christopher Barr	4	1	-	-	5
Johnny Ruiz	3	-	-	-	3
Brandon Lopez	1	1	-	-	2
Edgar Michelangeli	1	-	-	-	1
Malik Rosier	1	-	-	-	1
<b>TEAM</b>	<b>48</b>	<b>12</b>	<b>3</b>	<b>0</b>	<b>63</b>

<b>Multiple RBI Games</b>	<b>2</b>	<b>3</b>	<b>4</b>	<b>5+</b>	<b>Total</b>
David Thompson	5	-	1	3	9
George Iskenderian	4	3	-	-	7
Willie Abreu	3	1	-	-	4
Garrett Kennedy	3	1	-	-	4
Zack Collins	-	3	-	-	3
Ricky Eusebio	1	1	-	-	2
Johnny Ruiz	1	1	-	-	2
Jacob Heyward	1	-	-	-	1
Malik Rosier	-	1	-	-	1
Edgar Michelangeli	1	-	-	-	1
Carl Chester	1	-	-	-	1
Brandon Lopez	-	1	-	-	1
<b>TEAM</b>	<b>20</b>	<b>12</b>	<b>1</b>	<b>3</b>	<b>36</b>

<b>Hitting Streaks</b>	<b>Longest</b>	<b>Current</b>
David Thompson	14	14
George Iskenderian	12	12
Garrett Kennedy	11	11
Willie Abreu	7	-
Carl Chester	7	3
Zack Collins	5	5
Christopher Barr	5	-
Ricky Eusebio	5	3
Brandon Lopez	4	-
Edgar Michelangeli	4	-
Sebastian Diaz	3	-
Johnny Ruiz	3	3
Jacob Heyward	2	1
Malik Rosier	2	2
Justin Smith	1	-
Peter Crocitto	1	1

<b>Reached Base Streaks</b>	<b>Longest</b>	<b>Current</b>
George Iskenderian	25	25
Zack Collins	24	24
Ricky Eusebio	17	17
David Thompson	17	17
Garrett Kennedy	16	16
Carl Chester	12	3
Willie Abreu	8	5
Christopher Barr	7	-
Edgar Michelangeli	5	2
Johnny Ruiz	5	3
Justin Smith	4	4
Brandon Lopez	4	-
Jacob Heyward	3	2
Sebastian Diaz	3	-
Malik Rosier	2	2
Peter Crocitto	1	1



**2014 Miami Hurricanes Baseball**  
 North Carolina at #4 Miami Hurricanes (Game 1)  
 May 16, 2014 at Coral Gables, Fla. (Alex Rodriguez Park)

**North Carolina 5 (31-22,14-14 ACC)****Miami Hurricanes 6 (39-14,23-5 ACC)**

Player	ab	r	h	rbi	bb	so	po	a	lob
Michael Russell ss	6	0	0	0	2	1	3	6	2
Parks Jordan lf	8	1	2	1	0	3	4	0	5
Landon Lassiter 3b	8	1	4	0	0	0	0	0	3
Skye Bolt cf	7	1	2	1	0	3	6	0	1
Wood Myers 2b	7	0	1	2	0	1	1	5	1
Tyler Ramirez rf	7	0	1	0	0	0	7	0	1
Alex Raburn 1b	6	2	4	0	0	2	14	0	0
Tom Zengel dh	5	0	1	1	0	2	0	0	0
Michael Massardo ph	1	0	0	0	0	0	0	0	0
Korey Dunbar c	4	0	1	0	2	0	10	3	0
Zach Daly ph	0	0	0	0	1	0	0	0	0
Adrian Chacon c	0	0	0	0	0	0	0	1	0
Trent Thornton p	0	0	0	0	0	0	1	0	0
Reilly Hovis p	0	0	0	0	0	0	0	0	0
Spencer Trayner p	0	0	0	0	0	0	0	0	0
Zach Rice p	0	0	0	0	0	0	0	0	0
Trevor Kelley p	0	0	0	0	0	0	0	0	0
<b>Totals</b>	<b>59</b>	<b>5</b>	<b>16</b>	<b>5</b>	<b>5</b>	<b>12</b>	<b>46</b>	<b>15</b>	<b>13</b>

Player	ab	r	h	rbi	bb	so	po	a	lob
Dale Carey cf/rf	7	0	1	1	0	1	1	0	2
Tyler Palmer lf	8	0	5	2	0	2	3	0	0
Zack Collins c	5	0	1	1	1	0	9	4	0
Willie Abreu dh	7	0	0	0	0	5	0	0	4
Brandon Lopez ss	7	2	2	0	0	0	4	9	0
Johnny Ruiz 3b	6	1	0	0	1	0	3	2	2
Alex Hernandez 2b	7	0	3	1	0	0	5	6	0
John Lawroski pr	0	0	0	0	0	0	0	0	0
David Thompson 1b	6	2	2	0	1	1	19	3	1
Jacob Heyward rf	4	0	0	1	0	1	2	0	2
Ricky Eusebio ph/cf	1	1	0	0	2	0	1	0	0
Chris Diaz p	0	0	0	0	0	0	1	2	0
Thomas Woodrey p	0	0	0	0	0	0	0	1	0
Bryan Garcia p	0	0	0	0	0	0	0	0	0
Javi Salas p	0	0	0	0	0	0	0	0	0
<b>Totals</b>	<b>58</b>	<b>6</b>	<b>14</b>	<b>6</b>	<b>5</b>	<b>10</b>	<b>48</b>	<b>27</b>	<b>13</b>

Score by Innings	1	2	3	4	5	6	7	8	9	10	11	12	13	14	15	16	R	H	E
North Carolina	3	0	0	1	0	0	0	0	0	0	0	0	0	0	0	1	5	16	1
Miami Hurricanes	0	3	0	0	0	0	0	1	0	0	0	0	0	0	0	2	6	14	2

Note: 1 out, 2 runners LOB when the game ended.

E - Myers, W(8); Lopez, B. 2(11). DP - Miami 2. LOB - UNC 13; Miami 13. 2B - Bolt, S(7); Raburn, A(2); Palmer, T.(14); Hernandez, A(10). HBP - Collins, Z.. SH - Raburn, A(2); Zengel, T(2). SF - Carey, D.(1). SB - Lopez, B.(6). CS - Russell, M(5); Bolt, S(1); Palmer, T. 2(8).

North Carolina	ip	h	r	er	bb	so	ab	bf	np
Trent Thornton	6.0	6	3	1	2	2	23	27	94
Reilly Hovis	3.0	2	1	1	0	6	11	11	40
Spencer Trayner	5.0	3	0	0	1	1	17	18	62
Zach Rice	0.1	0	0	0	1	1	1	2	9
Trevor Kelley	1.0	3	2	2	1	0	6	7	26

Miami Hurricanes	ip	h	r	er	bb	so	ab	bf	np
Chris Diaz	6.0	9	4	4	3	8	25	29	103
Thomas Woodrey	3.0	2	0	0	1	0	9	11	44
Bryan Garcia	2.0	0	0	0	0	2	6	6	28
Javi Salas	5.0	5	1	1	1	2	19	20	72

Win - Salas, J. (4-3). Loss - Kelley, T (1-3). Save - None.

WP - Diaz, C. 2(8). HBP - by Thornton, T (Collins, Z.). Pitches/strikes: Thornton, T 94/59; Hovis, R 40/30; Trayner, S 62/41; Rice, Z 9/3; Kelley, T 26/16; Diaz, C. 103/65; Woodrey, T. 44/27; Garcia, B. 28/20; Salas, J. 72/43.

Umpires - HP: Steven Manders 1B: Morris Hodges 3B: Scott Kennedy  
 Start: 3:00 p.m Time: 5:05 Attendance: 2568



**2014 Miami Hurricanes Baseball**  
 North Carolina at #4 Miami Hurricanes (Game 2)  
 May 16, 2014 at Coral Gables, Fla. (Alex Rodriguez Park)



**North Carolina 11 (32-22,15-14 ACC)**

**Miami Hurricanes 2 (39-15,23-6 ACC)**

Player	ab	r	h	rbi	bb	so	po	a	lob
Michael Russell ss	5	3	2	0	0	1	0	1	0
Parks Jordan lf	3	1	1	1	0	0	2	0	2
Zach Daly ph/lf	2	0	0	0	0	2	1	0	0
Landon Lassiter 3b	4	2	3	2	1	0	0	2	0
Skye Bolt cf	4	0	0	1	0	0	4	0	1
Wood Myers 2b	4	1	2	3	1	0	0	3	2
Alex Raburn 1b	4	2	2	2	0	2	8	0	0
Tyler Ramirez rf	4	0	2	1	0	1	1	0	3
Adam Pate ph/rf	1	0	0	0	0	1	0	0	0
Adrian Chacon c	5	1	1	0	0	1	11	0	0
Colby Barnette dh	3	1	1	0	0	2	0	0	2
Joe Dudek ph/dh	2	0	0	0	0	2	0	0	1
Benton Moss p	0	0	0	0	0	0	0	1	0
A.J. Bogucki p	0	0	0	0	0	0	0	1	0
<b>Totals</b>	<b>41</b>	<b>11</b>	<b>14</b>	<b>10</b>	<b>2</b>	<b>12</b>	<b>27</b>	<b>8</b>	<b>11</b>

Player	ab	r	h	rbi	bb	so	po	a	lob
Dale Carey rf	2	1	1	0	0	0	1	0	0
Jacob Heyward ph/rf	3	0	0	0	0	2	1	0	3
Tyler Palmer lf	2	0	0	0	0	1	3	0	1
Sebastian Diaz ph/lf	2	0	0	0	0	0	0	0	1
Zack Collins dh	2	0	0	1	0	1	0	0	0
Brad Zunica ph/dh	2	1	1	0	0	0	0	0	0
David Thompson 1b	2	0	0	0	0	1	3	0	0
Brad Fieger 1b	2	0	0	0	0	2	3	0	0
Brandon Lopez ss	1	0	0	0	0	0	0	0	0
Laz Rivera ph/ss	3	0	1	1	0	0	2	2	0
Johnny Ruiz 3b	4	0	2	0	0	0	1	1	1
Alex Hernandez 2b	1	0	0	0	0	0	0	0	0
Edgar Michelangeli ph/2b	3	0	0	0	0	3	0	0	2
Ricky Eusebio cf	1	0	0	0	0	0	0	0	0
John Lawroski ph/cf	1	0	0	0	2	0	1	0	0
Garrett Kennedy c	3	0	1	0	0	1	11	1	0
Carlos Diaz ph	1	0	0	0	0	1	0	0	0
Andrew Suarez p	0	0	0	0	0	0	1	1	0
Danny Garcia p	0	0	0	0	0	0	0	1	0
Enrique Sosa p	0	0	0	0	0	0	0	0	0
Derik Beauprez p	0	0	0	0	0	0	0	0	0
<b>Totals</b>	<b>35</b>	<b>2</b>	<b>6</b>	<b>2</b>	<b>2</b>	<b>12</b>	<b>27</b>	<b>6</b>	<b>8</b>

Score by Innings	1	2	3	4	5	6	7	8	9	R	H	E
North Carolina	4	3	3	1	0	0	0	0	0	11	14	1
Miami Hurricanes	1	0	0	0	0	0	0	1	0	2	6	4

E - Raburn, A(2); Rivera, L.(5); Ruiz, J.; Hernandez, A 2(7). LOB - UNC 11; Miami 8. 2B - Russell, M(18); Lassiter, L; Myers, W(10); Raburn, A(3); Chacon, A(6); Carey, D.(14); Rivera, L.. HBP - Russell, M; Jordan, P. SH - Bolt, S(3). SF - Lassiter, L(4); Bolt, S(5); Raburn, A(1). SB - Myers, W(6); Ramirez, T(9).

North Carolina	ip	h	r	er	bb	so	ab	bf	np
Benton Moss	7.0	4	1	1	1	9	27	28	113
A.J. Bogucki	2.0	2	1	1	1	3	8	9	37

Miami Hurricanes	ip	h	r	er	bb	so	ab	bf	np
Andrew Suarez	2.0	9	7	7	0	2	14	16	58
Danny Garcia	2.0	4	4	3	0	2	9	13	34
Enrique Sosa	1.2	0	0	0	1	2	6	7	31
Derik Beauprez	3.1	1	0	0	1	6	12	13	52

Win - Moss, B (4-2). Loss - Suarez, A. (5-3). Save - None.

WP - Moss, B 2(6); Suarez, A.(9). HBP - by Garcia, D. (Russell, M); by Garcia, D. (Jordan, P). Pitches/strikes: Moss, B 113/74; Bogucki, A 37/25; Suarez, A. 58/39; Garcia, D. 34/20; Sosa, E. 31/17; Beauprez, D. 52/34.

Umpires - HP: Morris Hodges 1B: Scott Kennedy 3B: Steven Manders  
 Start: 9:01 p.m Time: 2:59 Attendance: 3214



**2014 Miami Hurricanes Baseball**  
**North Carolina at #4 Miami Hurricanes**  
 May 17, 2014 at Coral Gables, Fla. (Alex Rodriguez Park)

**North Carolina 0 (32-23,15-15 ACC)**

Player	ab	r	h	rbi	bb	so	po	a	lob
Michael Russell ss	4	0	2	0	0	0	0	4	0
Parks Jordan lf	4	0	1	0	0	1	1	0	0
Landon Lassiter 3b	3	0	0	0	1	1	0	2	5
Skye Bolt cf	4	0	1	0	0	1	3	0	1
Wood Myers 2b	4	0	0	0	0	0	1	1	0
Alex Raburn 1b	3	0	0	0	1	2	9	0	0
Tyler Ramirez rf	3	0	1	0	1	0	2	0	1
Adrian Chacon dh	2	0	1	0	0	1	0	0	0
Tom Zengel ph	1	0	0	0	0	0	0	0	0
Korey Dunbar c	3	0	0	0	0	1	8	0	0
Zac Gallen p	0	0	0	0	0	0	0	0	0
Zach Rice p	0	0	0	0	0	0	0	0	0
<b>Totals</b>	<b>31</b>	<b>0</b>	<b>6</b>	<b>0</b>	<b>3</b>	<b>7</b>	<b>24</b>	<b>7</b>	<b>7</b>

**Miami Hurricanes 2 (40-15,24-6 ACC)**

Player	ab	r	h	rbi	bb	so	po	a	lob
Dale Carey cf	3	0	0	0	0	1	1	0	2
Tyler Palmer lf	4	1	1	0	0	1	1	0	0
Zack Collins dh	4	0	0	0	0	1	0	0	1
David Thompson 1b	4	1	2	1	0	2	11	1	0
Willie Abreu rf	3	0	1	0	0	0	2	1	1
Jacob Heyward rf	0	0	0	0	0	0	0	0	0
Brandon Lopez ss	2	0	0	0	0	1	1	6	0
Johnny Ruiz 3b	2	0	1	1	0	1	1	2	0
Alex Hernandez 2b	3	0	1	0	0	1	0	1	1
Garrett Kennedy c	2	0	1	0	0	0	8	2	0
Bryan Radziewski p	0	0	0	0	0	0	2	0	0
Cooper Hammond p	0	0	0	0	0	0	0	0	0
Bryan Garcia p	0	0	0	0	0	0	0	0	0
<b>Totals</b>	<b>27</b>	<b>2</b>	<b>7</b>	<b>2</b>	<b>0</b>	<b>8</b>	<b>27</b>	<b>13</b>	<b>5</b>

Score by Innings	1	2	3	4	5	6	7	8	9	R	H	E
North Carolina	0	0	0	0	0	0	0	0	0	<b>0</b>	<b>6</b>	<b>0</b>
Miami Hurricanes	1	0	0	1	0	0	0	0	X	<b>2</b>	<b>7</b>	<b>1</b>

E - Radziewski(8). DP - Miami 1. LOB - UNC 7; Miami 5. 2B - Bolt, S(8). 3B - Palmer, T.(4). SH - Carey, D.(9); Lopez, B.(6); Kennedy, G.(3). SF - Ruiz, J.(2). CS - Ramirez, T(3).

North Carolina	ip	h	r	er	bb	so	ab	bf	np
Zac Gallen	6.1	7	2	2	0	6	23	26	108
Zach Rice	1.2	0	0	0	0	2	4	5	18

Miami Hurricanes	ip	h	r	er	bb	so	ab	bf	np
Bryan Radziewski	6.0	6	0	0	1	6	23	24	104
Cooper Hammond	1.2	0	0	0	2	0	4	6	28
Bryan Garcia	1.1	0	0	0	0	1	4	4	12

Win - Radziewski (7-2). Loss - Gallen, Z (5-4). Save - Garcia, B. (15).

Pitches/strikes: Gallen, Z 108/76; Rice, Z 18/11; Radziewski 104/67; Hammond, C. 28/12; Garcia, B. 12/8.

Umpires - HP: Scott Kennedy 1B: Steven Manders 3B: Morris Hodges

Start: 12:06 pm Time: 2:49 Attendance: 3163