

Louisville Basketball Quick Facts

Location	Louisville, Ky. 40292
Founded / Enrollment	1798 / 22,000
Nickname / Colors	Cardinals / Red & Black
Conference	Atlantic Coast
Home Court	KFC Yum! Center (22,000)
Interim President	Dr. Greg Postel
Interim Director of Athletics	Vince Tyra
Interim Head Coach	David Padgett (Louisville '08)
UofL & Overall Record	15-4 (first year)
Assistant Coaches	Trent Johnson, Greg Paulus, R.J. Evans
Dir. of Basketball Operations	Michael Bowden
All-Time Record	1,818-905 (104th yr.)
All-Time NCAA Tournament Record	76-43 (42 Appearances, 10 Final Fours, Three NCAA Championships - 1980, 1986, 2013)
Important Phone Numbers	
Athletics Office	(502) 852-5732
Athletics Ticket Office	(502) 852-5151
Basketball Office	(502) 852-6651
Sports Information Office	(502) 852-6581
SID - Kenny Klein, cell	(502) 599-7865
email:	kenny@GoCards.com

2017-18 Schedule / Results

Date	Opponent	Television	Time (ET)	Result
October				
Mon. 30	KENTUCKY WESLEYAN ~ ACCNE			W 101-64
November				
Tues. 7	BELLARMINE ~ ACCNE			W 72-57
Sun. 12	GEORGE MASON RSN			W 72-61
Fri. 17	OMAHA ACCNE			W 87-78
Tues. 21	SOUTHERN ILLINOIS RSN			W 84-42
Fri. 24	ST. FRANCIS ACCNE			W 84-72
Tues. 28	at Purdue *	ESPN		L 57-66
December				
Sun. 3	#rv/24 SETON HALL ESPN2			L 77-79
Wed. 6	SIENA +	ESPN2		W 86-60
Sat. 9	INDIANA ESPN			W 71-62
Mon. 11	BRYANT +	ESPN2		W 102-59
Sat. 16	vs. Memphis #	ESPN2		W 81-72
Wed. 20	ALBANY +	ESPNU		W 70-68
Sat. 23	GRAND CANYON ACCNE			W 74-56
Fri. 29	at #16/15 Kentucky	CBS		L 61-90
January				
Tues. 2	PITTSBURGH ESPNU			W 77-51
Sat. 6	at #25/25 Clemson.. ACCN/WAVE			L 69-74/ot
Wed. 10	at #23/rv Florida State..... RSN			W 73-69
Sat. 13	VIRGINIA TECH ESPN2			W 94-86
Tues. 16	at Notre Dame	ESPN2		W 82-78/2ot
Sun. 21	BOSTON COLLEGE .ACCN/WHAS			W 77-69
Wed. 24	at #rv/24 Miami.....	ESPN2	8:00 p.m.	
Sat. 27	WAKE FOREST..... ACCN/WAVE		8:00 p.m.	
Wed. 31	at Virginia.....	ESPN2	7:00 p.m.	
February				
Sat. 3	FLORIDA STATE.... ACCN/WHAS		4:00 p.m.	
Mon. 5	SYRACUSE ESPN		7:00 p.m.	
Thur. 8	GEORGIA TECH ESPN2		7:00 p.m.	
Sun. 11	at Pittsburgh	ACCN/WAVE	1:00 p.m.	
Sat. 17	NORTH CAROLINA ESPN		8:00 p.m.	
Wed. 21	at Duke.....	ESPN	9:00 p.m.	
Sat. 24	at Virginia Tech	CBS	1:00 p.m.	
March				
Thur. 1	VIRGINIA ACCN/WHAS		8:00 p.m.	
Sat. 3	at NC State.....	ESPN/ESPN2	6:00 p.m.	
Tues. 6-	at ACC Tournament	TBA	TBA	
Sat. 10	(Barclays Center, Brooklyn, NY)			

* exhibition game

* Big 10/ACC Challenge, West Lafayette, IN
+ Gotham Classic, Louisville, KY

Gotham Classic, Madison Square Garden, New York, NY



LOUISVILLE BASKETBALL

1980, 1986, 2013 NCAA Champions □ 10 NCAA Final Fours □ 42 NCAA Tournament Appearances

Sports Information ♦ University of Louisville ♦ Louisville, KY 40292 ♦ www.GoCards.com
Phone: (502) 852-6581 ♦ Fax: (502) 852-7401 ♦ email: kenny@GoCards.com ♦ Twitter: @KKCards

Louisville Cardinals (15-4, 5-1 ACC) vs. Miami Hurricanes (14-4, 3-3 ACC)



Wednesday, Jan. 24 ■ 8:01 p.m. ET ■ Watsco Center ■ Coral Gables, Fla.

PROBABLE STARTING LINEUPS

Louisville (15-4, 5-1 ACC)	Ht.	Wt.	Yr.	PPG	RPG	Hometown
F 13 Ray SPALDING	6-10	225	Jr.	11.4	9.3	Louisville, Ky.
F 22 Deng ADEL	6-7	200	Jr.	15.8	4.9	Melbourne, Australia
C 5 Malik WILLIAMS	6-11	225	Fr.	3.8	3.1	Ft. Wayne, Ind.
G 0 V.J. KING	6-6	199	So.	9.2	3.7	Cleveland, Ohio
G 4 Quentin SNIDER	6-2	175	Sr.	12.8	3.2	Louisville, Ky.
Miami (14-4, 3-3 ACC)	Ht.	Wt.	Yr.	PPG	RPG	Hometown
C 20 Dewan HUELL	6-11	236	So.	13.6	6.7	Miami, Fla.
G 0 Ja'Quan NEWTON	6-3	191	Sr.	8.3	2.0	Philadelphia, Pa.
G 3 Anthony LAWRENCE II	6-7	210	Jr.	8.8	6.5	St. Petersburg, Fla.
G 4 Lonnie WALKER IV	6-5	204	Fr.	9.3	2.7	Reading, Pa.
G 11 Bruce BROWN, Jr.	6-5	205	So.	11.5	6.9	Boston, Mass.

Head Coach: Jim Larrañaga (Providence '71) 153-73 in 7th year at BC; 623-407 in 34th year overall.

Louisville will venture out on the road again as the Cardinals visit Miami, Fla. to face the Miami Hurricanes on Wednesday. Louisville (15-4, 5-1 ACC) won its fourth straight and its 11th in the last 13 games as the Cardinals prevailed 77-69 over Boston College in the KFC Yum! Center on Sunday. Deng Adel produced his third double-double in the last five games with 18 points and 10 rebounds, all accomplished in the second half. The Cardinals collected 10 steals and limited the Eagles to 35.4 percent shooting accuracy. Miami (14-4, 3-3 ACC), ranked 24th in the USA Today poll and rose to as high as No. 6 in the nation for two weeks in December, won 86-81 at NC State on Jan. 21 as Bruce Brown, Jr. scored 19 points to lead the Hurricanes.

GAME FACTS

Site: Watsco Center, Coral Gables, Fla. (7,972)
Television: ESPN2 - Karl Ravech, play-by-play; Dick Vitale, analyst.
Radio: WHAS (840 AM) Paul Rogers, play-by-play; Bob Valvano, analyst (Sirius channel 134, XM 202, Internet 962)
Also: Compass Media Networks - Wayne Wayne Larrivee and Mike Wozniak
Series History: UofL leads 10-3 (4-0 in Louisville, 5-3 in Coral Gables, 1-0 neutral)
Last Meeting: UofL 71, Miami 66 (Feb. 11, 2017 at KFC Yum! Center)
UofL National Ranking: unranked (receiving votes in the AP and USA Today polls)
Officials: Mike Eades, Tim Nestor, Jeff Clark
Next UofL Game: Jan. 27 vs. Wake Forest, KFC Yum! Center, 8 p.m. ET (ACC Network/WAVE-TV in Louisville)

CARD FILE

■ Louisville is second in the nation in blocked shots (7.3 bpg) and ranks ninth in field goal percentage defense (.386) and 12th in 3-point defense (.303). Center **Anas Mahmoud** is fourth in the nation in blocked shots (3.53) and **Ray Spalding** is 15th in offensive rebounds (3.53).
■ Louisville has collected double-digit steals on seven occasions this season, including 10 vs. Boston College. UofL is 7-0 in those games.
■ **Deng Adel** has scored in double figures in 21 of his last 22 games dating back to last season.
■ Louisville has a **30-17 record** in its conference road games over the last six years (.638). UofL has the fifth-most conference road wins in its four years in the ACC with 16.
■ Louisville is one of just four schools which have won 20 or more games in each of the **last 15 seasons** (also Kansas, Duke and Gonzaga).
■ Louisville has a **28-9** record during the month of January over the last five years (.757).
■ Louisville passed the **three million** mark in total home attendance on Jan. 21 in its eighth year in the KFC Yum! Center (3,002,074 now).
■ Louisville has made at least seven three-pointers in eight of its last 12 games, including 8-of-23 vs. Boston College. UofL is 11-0 when it makes seven or more threes in a game this season.
■ Louisville achieved a collective 3.083 grade-point average for the 2017 fall semester, with **nine of 14** current student-athletes earning a 3.0 or better GPA (19th consecutive semester with at least a team 3.0 GPA). UofL is one of only two schools in the nation to have perfect men's basketball multi-year Academic Progress Rate (APR) scores each of the past four years. A league-high **six Cardinals** were named to the 2017 All-ACC Academic Team.

■ **About Miami** — Louisville will venture out on the road again as the Cardinals visit Miami, Fla. to face the Miami Hurricanes on Wednesday. Miami (14-4, 3-3 ACC), ranked 24th in the USA Today poll and rose to as high as No. 6 in the nation for two weeks in December, won 86-81 at NC State on Jan. 21 as Bruce Brown, Jr. scored 19 points to lead the Hurricanes, who shot 57.6 percent from the field for game, including making 10-of-19 three-pointers.

Miami ranks among the top 20 teams nationally in field goal percentage defense (.391, 16th in the nation), three-point field goal defense (.304, 14th) and scoring defense (63.1, 16th). Miami is No. 26 in the Sagarin Ratings, No. 29 by Ken Pomeroy, and No. 20 in the RPI through Jan. 22.

Louisville has a 10-3 series advantage over Miami, winning six of the last seven matchups. Louisville prevailed 71-66 in the KFC Yum! Center in last year's meeting (2-11-17) as Donovan Mitchell and Deng Adel each scored 18 points to lead the Cardinals, who made 11-of-28 three-pointers in the game.

Miami is 6-1 at home this season and has won 33 of its last 36 home games. The Hurricanes have held nine of their 18 opponents below 60 points, but its last four foes have surpassed 70 points.

Louisville's V.J. King and Miami's Dewan Huell played in the 2016 McDonald's All-America game on opposite teams.

■ **Spalding Shines** — Ray Spalding has pulled down at least eight rebounds in 12 of the last 16 games, including producing a double-double with a career-high 23 points, 12 rebounds and two steals on Jan. 16 at Notre Dame. He grabbed 11 boards in his last game vs. Boston College. He is fourth in the ACC and 34th in the nation in rebounding, averaging 9.2 per game -- nearly double his average from last season (5.5). Spalding is also among the league leaders in steals (seventh, 1.63 per game), blocked shots (seventh, 2.0 per game) and offensive rebounding (second, 3.53 per game, 13th in the nation). He has improved his free throw percentage to 69.6 percent this season, up from 54.5 last year. Spalding needs 15 points for 600 in his career and five rebounds for 500 career rebounds. He has eight double-doubles this season (fifth-best in the ACC) and 10 in his career.

■ **Snider Reaches 1,000** — Quentin Snider became the Cardinals' 68th career 1,000-point scorer when he totaled a career-high matching 22 points and season-high seven assists at Notre Dame (1,027 now, 66th at UofL). He is fourth in the ACC in assists turnover ratio (2.47) and 11th in assists (4.22). In league games only, he is fourth in the ACC in assists (4.67). Louisville is second in the nation behind North Carolina with the most 1,000-point career scorers. Deng Adel is the next closest to that milestone with 790 points currently, 10 from 800 and 210 from the 1,000 plateau.

■ **Lately** -- Louisville's 5-1 record in ACC games matches its best six-game start in its four years in the ACC (4-2 in 2014-15 and 2016-17, 5-1 in 2015-16). UofL has opened with at least a 15-4 record for the sixth straight season (16-3 start each of the last five years).

Freshman Jordan Nwora totaled 15 points and five rebounds off the bench against Boston College, his sixth double figure scoring effort of the year and first in 12 games. He had scored a total of 11 points in the Cardinals' previous 11 games, including making an impact with six points and two



Statistical Comparison

	Miami	UofL
Record	14-4	15-4
Scoring Average.....	73.9	77.8
Points Allowed.....	63.1	68.0
Scoring Margin	+10.9	+9.8
FG Percentage.....	.476	.453
Opp. FG Percentage391	.386
3-Pt. Percentage356	.348
FT Percentage639	.747
Rebound Margin	+1.3	+1.8
Turnover Margin	+2.3	+2.1

Series vs. Miami

(Won 10, Lost 3)

Date	UL	BC
Jan. 5, 1951 (A).....	73	60
Dec. 29, 1952 (A).....	84	74
Jan. 31, 1957 (A).....	89	60
Jan. 30, 1961 (A).....	69	71
Dec. 6, 1961 (H).....	77	59
Feb. 9, 1963 (A).....	84	94
Dec. 28, 1965 (N)* (OT)85	84	84
Dec. 31, 2005 (A)@.....	58	43
Dec. 23, 2006 (H).....	82	59
Feb. 3, 2015 (H).....	63	55
Feb. 21, 2015 (H).....	55	53
Feb. 27, 2016 (A).....	65	73
Feb. 11, 2017 (H).....	71	66

*Hurricane Classic (Miami Beach, FL)
@Metro PSC Orange Bowl Classic (Miami, FL)

Career 1,000 Point Scorers by School

- 76 North Carolina
- 68 Louisville
- 67 Duke
- 64 Villanova
- 61 Notre Dame
- 61 Syracuse

Last Meeting vs. Miami

Louisville 71, Miami 66
Feb. 11, 2017 -- KFC YUM! CENTER

Louisville 71

Player	min	FG	3FG	FT	Reb	Ast	TO	BL	ST	PF	TP
Johnson	f 27	3-6	0-0	4-4	8	0	1	1	2	3	10
King	f 5	1-1	1-1	0-0	0	0	0	0	0	2	3
Mahmoud	c 8	0-0	0-0	0-0	2	0	0	3	0	0	0
Snider	g 33	3-8	3-5	4-4	3	4	3	0	0	2	13
Mitchell	g 38	6-17	3-9	3-5	2	4	1	1	1	4	18
Mathiang	32	2-5	0-0	23-4	8	1	0	1	1	2	7
Spalding	13	0-1	0-0	0-0	4	1	1	0	0	2	0
Adel	36	6-14	4-10	2-3	5	3	0	1	0	0	18
Levitch	4	1-3	0-2	0-0	2	0	0	0	0	1	2
McMahon	4	0-1	0-1	0-0	0	0	0	0	0	2	0
Team					2						
Totals	200	22-56	11-28	16-20	36	13	9	4	4	18	71

Total FG% 1st H: 8-25 32.0% 2nd H: 14-31 45.2% Game: 39.3%
3-Pt. FG% 1st H: 4-13 30.8% 2nd H: 7-15 46.7% Game: 39.3%
FThrow % 1st H: 6-8 75.0% 2nd H: 10-12 83.3% Game: 80.0%

Miami 66

Player	min	FG	3FG	FT	Reb	Ast	TO	BL	ST	PF	TP
Huell	f 14	2-2	0-0	0-0	3	1	1	1	1	2	4
Murphy	f 27	4-4	0-0	2-4	2	0	0	0	0	4	10
Newton	g 34	5-12	2-3	3-5	5	2	1	0	1	0	15
Reed	g 36	3-12	1-5	0-0	4	3	0	0	1	3	7
Brown	g 36	4-10	0-1	4-6	7	4	3	0	0	3	12
Lawrence	26	1-5	1-4	4-4	3	3	0	1	0	1	7
Vasiljevic	11	1-3	1-2	0-0	0	0	0	0	1	0	3
Miller	1	0-0	0-0	0-0	0	0	0	0	0	0	0
Izundu	15	3-4	0-0	2-2	5	0	3	2	0	4	8
Team					3						
Totals	200	23-52	5-15	15-21	32	13	8	4	4	17	66

Total FG% 1st H: 14-27 51.9% 2nd H: 9-25 36.0% Game: 44.2%
3-Pt. FG% 1st H: 3- 8 37.5% 2nd H: 2- 7 28.6% Game: 33.3%
F Throw % 1st H: 2- 5 40.0% 2nd H: 13-16 81.3% Game: 71.4%

Score by Periods	1st	2nd	Total	Attendance:
Miami	33	33	66	21,427
Louisville	26	45	71	Ties: 2
				Lead Changes: 1

steals at Notre Dame.

A starter in the last six games, freshman Malik Williams scored a season-high 10 points against Boston College and added five rebounds and a steal.

UofL had lost its last six games at Notre Dame before winning there on Jan. 16. Louisville's win at No. 23 Florida State was its first road victory over a Top 25 opponent since 2014, when the Cardinals won 84-71 at SMU on March 5, 2014. UofL had lost its last 12 to Top 25 teams on the road. It broke a 28-game home winning streak by the Seminoles.

Louisville overcame a 45-32 halftime deficit at Florida State to win, marking the largest halftime deficit overcome in an road victory by the Cardinals since trailing Ohio State by 14 on Jan. 4, 2003 in a 72-64 UofL win. The Cardinals trailed by as many as 17 points in the first half.

In league statistics only, Ryan McMahon is fifth in the ACC in three-point field goal percentage (.481). He has scored at least nine points in four of the last six games and has made at least two three-pointers in five of the last six. (five points vs. Boston College in his last game).

After their game at Miami, four of the Cardinals' next five games will be at home in the KFC Yum! Center.

UofL is 14 in the RPI, No. 16 in the Sagarin Ratings and 34 by Ken Pomeroy through Jan. 22. The Cards' schedule is ranked 25th in the RPI.

2017-18 University of Miami Hurricanes Men's Basketball Roster

No.	Name	Pos	Ht	Wt	Yr	Hometown / High School / Previous School
0	Ja'Quan Newton	Sr.	6-3	191	G	Philadelphia, Pa. / Neumann-Goretti HS
1	Dejan Vasiljevic	So.	6-3	203	G	Melbourne, Australia / Australian Institute of Sport
2	Chris Lykes	Fr.	5-7	161	G	Mitchellville, Md. / Gonzaga College HS
3	Anthony Lawrence II	Jr.	6-7	210	G	St. Petersburg, Fla. / Lakewood Senior
4	Lonnie Walker IV	Fr.	6-5	204	G	Reading, Pa. / Reading HS
5	Mike Robinson	Sr.	5-10	170	G	New Britain, Conn. / New Britain HS
10	Miles Wilson	So.	6-5	198	G	Baltimore, Md. / Mount St. Joseph's Mount St. Mary's
11	Bruce Brown, Jr.	So.	6-5	202	G	Boston, Mass. / Vermont Academy
14	Rodney Miller, Jr.	So.	7-0	255	C	Laurelton, N.Y. / Oak Hill Academy
15	Ebuka Izundu	Jr.	6-10	235	C	Charlotte, N.C. / Victory Christian Center School
20	Dewan Huell	So.	6-11	236	F	Miami, Fla. / Miami Norland
21	Sam Waardenburg	r-Fr.	6-10	217	F	Henderson, New Zealand / Rangitoto College
22	Deng Gak	Fr.	6-10	195	F	Sydney, Australia / Blair Academy (N.J.)
35	Chris Stowell	Sr.	6-6	208	F	Exeter, N.H. / Exeter

Head Coach: Jim Larrañaga **Assoc. Head Coach:** Chris Caputo **Asst. Coaches:** Jamal Brunt, Adam Fisher

2017-18 University of Louisville Cardinals Men's Basketball Roster

No.	Name	Pos.	Ht.	Wt.	Yr.	Exp.	Hometown (Previous School)
0	V.J. King	G/F	6-6	190	So.	1L	Cleveland, Ohio (Paul VI Catholic HS)
1	Lance Thomas	F	6-8	220	Fr.	HS	Norcross, Ga. (Norcross HS)
2	Darius Perry	G	6-2	175	Fr.	HS	Powder Springs, Ga. (Wheeler HS)
3	Jo Griffin	G	6-1	175	Fr.	HS	Crestwood, Ky. (South Oldham HS)
4	Quentin Snider	G	6-2	175	Sr.	3L	Louisville, Ky. (Ballard HS)
5	Malik Williams	F/C	6-11	225	Fr.	HS	Ft. Wayne, Ind. (Snider HS)
12	Jacob Redding	G	6-0	165	Fr.	HS	Ft. Wayne, Ind. (Carroll HS)
13	Ray Spalding	F	6-10	225	Jr.	2L	Louisville, Ky. (Trinity HS)
14	Anas Mahmoud	F	7-0	230	Sr.	3L	Cairo, Egypt (West Oaks Academy)
22	Deng Adel	G/F	6-7	200	Jr.	2L	Melbourne, Australia (Victory Rock Prep)
23	Steven Enoch *	C	6-10	240	Jr.	Tr.	Norwalk, Conn. (Univ. of Connecticut)
24	Dwayne Sutton	F	6-5	200	R-So.	Tr.	Louisville, Ky. (UNC Asheville)
30	Ryan McMahan	G	6-0	175	R-So.	1L	Sarasota, Fla. (Cardinal Mooney HS)
33	Jordan Nwora	F	6-7	215	Fr.	HS	Buffalo, N.Y. (Vermont Academy)

Pronunciation Guide: Adel (uh-DELL), Anas Mahmoud (AH-nuss mah-MOOD), Enoch (EE-knock), Nwora (WOR-uh; silent N). *Enoch will sit out the 2017-18 season after transferring from UConn.

■ **Blockbirds** — Louisville is second in the nation in blocked shots, rejecting an average of 7.3 shots a game (Michigan State leads the nation, 8.0). Anas Mahmoud is fourth in the nation, averaging 3.53 blocks a game while Ray Spalding is seventh in the ACC and 47th in the nation with 2.0 blocked shots per game. Mahmoud's average 3.53 blocks per game is on a UofL record pace, ahead of Gorgui Dieng's top 3.2 average in 2011-12. Nine different Cardinals have blocked shots. UofL has produced double-digit blocks in four games this season. Louisville's 15 blocked shots against Omaha were its most in a game since swatting a school-record 18 shots against Holy Cross on Dec. 7, 2003. The Cardinals also blocked 15 shots against Siena on Dec. 6, including a career-high matching nine from Mahmoud. UofL has blocked five or more shots in 15 of its 19 games this season, including seven against Virginia Tech three games ago. Louisville has blocked as many as 14 shots in a game on six occasions over the last 18 years, three of which have come this year. Mahmoud has blocked a shot in 71 career games and has moved up to fifth in career blocked shots at UofL with 181, four behind No. 4 Billy Thompson. Three of Mahmoud's four blocks at Florida State came in the final 1:26 of the game and three of his four at Notre Dame came in the two overtime periods. Mahmoud is second among current ACC players in career blocks (behind Georgia Tech's Ben Lammers) and is 11th among active NCAA Division I career leaders in blocked shots.

■ **Three-Pointers Key to Success** — Louisville has made at least seven three-pointers in eight of its last 12 games, including 8-of-23 vs. Boston College in its last game. UofL's 56.5 percent accuracy on 13-of-23 threes against Virginia Tech on Jan. 13 is tied for the seventh-best for the Cardinals (with a minimum 10 made). UofL is 11-0 when it makes seven or more three-pointers in a game this season. The Cardinals have made as many as the season-high 14 they buried vs. Memphis (in 26 attempts, .538) on 18 occasions over the last 18 years. UofL made double-digit threes in a game on seven occasions last season and has done it three times this year.

■ **Card File** — In conference games only statistics, Louisville is third in the ACC in field goal percentage (.465) and third in field goal percentage defense (.390) ... With UofL's win at Florida State, David Padgett became only the second UofL coach to win a road game over a Top 25 ranked opponent in his first season, a feat also accomplished by John Dromo in winning at No. 4 Kansas 57-51 on Dec. 6, 1967 ... Louisville has shot a collective 47.8 percent from the field in the second half this season, nearly five percentage points better than its 42.5 percent accuracy in the first half ... Louisville's roster features the nation's seventh-tallest team, with fellow ACC members Syracuse as No. 1 and Duke No. 2 ... Louisville's bench has contributed 28 percent of the Cards' scoring this season, an average of 21.5 points per game (408 bench points) ... Louisville gathered 10 steals against Boston College, the seventh time this season the Cardinals have produced double-digit steals and fourth in the last six games. UofL is fifth in the ACC with 7.47 steals per game ... Louisville's 94-86 victory over Virginia Tech was the Cardinals' 140th consecutive win when scoring 85 or more points in regulation ... The Cardinals have had single-digit turnovers in five games this season and on 50 occasions in the last five years. ... Seniors Anas Mahmoud and Quentin Snider and junior Deng Adel were selected as team captains for the Cardinals' 2017-18 season.

Louisville in NCAA Statistics		
Nat'l. (through Jan. 22)		
Rank	Category	Stat
2	Blocked Shots per game	7.3
9	FG Percentage Defense	.386
12	Three Point FG Defense	.303
26	Defensive Rebounds/game	28.3
30	Rebounds per game	39.7
54	Scoring Margin	+9.8
58	Free Throw Percentage	.747
58	Steals per game	7.5
66	Turnover Margin	+2.1
78	Scoring Defense	68.0
89	Scoring Offense	77.8

■ **Cardinal Spurts** — Through its 19 games this season, Louisville has produced 36 runs of 8-0 or better, including an 8-0 run in its last game against Boston College. The Cardinals had a season-best 18-0 run against Siena on Dec. 6. Louisville has forced its opponents into 42 scoring droughts of three minutes or more, including droughts of 4:00 and 3:02 by Boston College in its last game. A scoreless stretch of 8:18 by Pittsburgh on Jan. 2 was UofL's longest period of scoreless defense this season.

■ **Wake Forest Awaits Next** -- Louisville will play four of its next five at home in the KFC Yum! Center beginning with the Wake Forest Demon Deacons on Saturday (Jan. 27, 8 p.m., ACC Network/WAVE-TV in Louisville). Wake Forest (8-11, 1-6 ACC), has dropped its last five games, falling 59-49 at home to No. 2 Virginia on Jan. 21 in its last outing. The Demon Deacons will play No. 4 Duke at home on Jan. 23 prior to playing the Cardinals.

Wake Forest is 41st nationally in three-point field goal percentage defense (.392) and are No. 85 in the Sagarin Ratings, No. 92 by Ken Pomeroy, and No. 129 in the RPI through Jan. 21. Louisville has a 4-2 series advantage over Wake Forest, winning two of the last three matchups. Louisville fell 88-81 in Winston-Salem, N.C. in last year's meeting (3-1-17) as Deng Adel scored a season-high 22 points to lead the Cardinals.

Wake's lone ACC victory this season was a 73-67 win over Syracuse on Jan. 3. Four Demon Deacons have made at least 24 three-pointers this season.

Louisville Most Career Blocked Shots

Player	Years	Blocks
1. Pervis Ellison	1985-89	374
2. Gorgui Dieng	2010-13	267
3. Charles Jones	1980-84	208
4. Billy Thompson	1982-86	185
5. Anas Mahmoud	2014-18	181
6. Rodney McCray	1979-83	178
7. Scooter McCray	1978-83	173
Cornelius Holden	1988-92	173
9. Ricky Gallon	1974-78	171
10. Terrence Jennings	2008-11	158

Louisville Career Double-Doubles

Ray Spalding (10)

Notre Dame (A)	1/16/18	23 pts., 12 reb.
Clemson (A)	1/6/18	16 pts., 14 reb.
Kentucky (A)	12/29/17	12 pts., 11 reb.
Grand Canyon (H)	12/23/17	21 pts., 16 reb.
Indiana (H)	12/9/17	10 pts., 14 reb.
Siena (H)	12/6/17	10 pts., 10 reb.
St. Francis (H)	11/24/17	19 pts., 13 reb.
Omaha (H)	11/17/17	19 pts., 11 reb.
Syracuse (H)	2/26/17	18 pts., 11 reb.
North Florida (H)	11/21/15	18 pts., 12 reb.

Deng Adel (4)

Boston College (H)	1/21/18	18 pts., 10 reb.
Virginia Tech (H)	1/13/18	27 pts., 11 reb.
Clemson (A)	1/6/18	14 pts., 11 reb.
Southern Illinois (H)	12/10/16	12 pts., 12 reb.

Anas Mahmoud (2)

Siena (H)	12/6/17	17 pts., 13 reb.
Duke (H)	1/14/17	17 pts., 11 reb.

■ **Special Events for Upcoming Games** -- Honoring two past University of Louisville accomplished teams on their anniversaries and two "color" events are among upcoming special events at three of the remaining six UofL men's basketball home games in the KFC Yum! Center.

This year marks the 70th anniversary of UofL's 1948 NAIB National Championship and the 35th anniversary of UofL's 1982-83 NCAA Final Four team. The Cardinals will honor both great teams by wearing adidas throwback uniforms with features similar to the 1983 team when UofL plays Syracuse on Feb. 5 at 7 p.m. Information on both of those teams is included on page 9 of these notes.

UofL will play its final home game in February with its annual "White Out" game when the Cardinals face North Carolina in the KFC Yum! Center on Feb. 17. Fans are encouraged to wear white attire for the 8 p.m. game. Louisville has won seven of its previous 11 games with "White Out" promotions, including knocking off four ranked opponents in those games when the arena was a bright white.

The annual "Wear Red for the Seniors" game is set for March 1 at 8 p.m. when the Cardinals face Virginia in the final home game of the season. Cardinal fans are encouraged to wear red attire for that Senior Day event. Louisville has won 15 of its last 16 Senior Day games, including last year's 71-64 victory over No. 19 Notre Dame as Donovan Mitchell led the Cardinals with 20 points.

■ **Overtime** — Louisville improved to 83-44 all-time in overtime games with its double-overtime victory at Notre Dame on Jan. 16. The Cardinals have won eight of their last 12 overtime games and have split their two OT games this season (lost at Clemson on Jan. 6). UofL and Notre Dame have played 13 overtime periods in their last 13 games, including an epic five-overtime contest in 2013. Nine of the last 20 games against Notre Dame have been decided in overtime.

■ **Conference Success at Home** — Louisville has protected its home court well in conference competition in recent years. The Cardinals have a 40-8 record in its conference home games over the last six years (.833). UofL has produced an 8-1 home record in league play in three of the last five years, including each of the last two years. In ACC games over the last four years, Louisville's 25 wins (25-5 record) are tied for third-best in the league behind Virginia (27) and North Carolina (26) through games of Jan. 21 (Duke also with 25 wins). In road games, UofL is fifth with 16 ACC wins in its four years (16-14 ACC road record).

■ **Three Million Fans** — Louisville passed the three million mark in total home attendance in the KFC Yum! Center on Jan. 21 when the Cardinals beat Boston College. A total of 3,002,074 fans have flocked to the spectacular arena to watch UofL play in the first eight seasons. Louisville's average home attendance of 20,846 last season was the third largest behind Kentucky and Syracuse. Louisville has ranked among the top six nationally in average home attendance each of the last 36 years.

■ **Gaines Enters UofL Hall of Fame** — **Reece Gaines**, a former All-American men's basketball player for the Cardinals who is fourth in career scoring at the University of Louisville, is among five outstanding individuals who will be inducted into the UofL Athletics Hall of Fame on Friday, Feb. 2, in the Brown & Williamson Club of Papa John's Cardinal Stadium.

A four-year starter in the Cardinals' backcourt who ranks fourth on the UofL career scoring list with 1,945 points, Gaines (1999-2003) earned second-team All-America honors by The Sporting News, ESPN.com, and Sports Illustrated as a senior in 2002-03. A finalist for national player of the year awards and one of 10 finalists for the Senior CLASS Award, Gaines was a double-figure scorer in 31 games as a senior and in 99 games for his career.

Gaines is third in career three-point goals at UofL with 225 and his 475 career assists rank seventh. His 673 points as a junior are the sixth-most ever for a Louisville player in a single season and his 159 assists as a senior was the fifth-highest single-season total ever at Louisville. He scored a career-high 37 points against Saint Louis as a junior, which is tied for the seventh-highest in UofL history. Gaines was the 15th selection overall by the Orlando Magic in the 2003 NBA Draft first round and played three seasons in the NBA with the Magic, Houston Rockets and Milwaukee Bucks. He is currently an assistant men's basketball coach for Eastern Kentucky University.

Joining Gaines in this Hall of Fame class are **Keola Calderon**, a member of the Cardinals' initial softball class who was honored on the Conference USA All-Decade team; **Sharon Bellamy Richardson**, UofL's ninth-leading career scorer who helped the Cardinals' women's basketball team reach three NCAA Tournament appearances; **Adrian Cann**, an All-America soccer defender who was twice named Conference USA Defensive Player of the Year; and **Jessica Javelet**, a three-time All-America field hockey star who is the Cardinals' career scoring leader and was the 2007 valedictorian of the UofL business school.

Louisville Starts Last Eight Years

	1st 19 G	20 G	Postseason
2017-18	15-4	
2016-17	16-3	16-4 NCAA Second Rd.
2015-16	16-3	17-3 none
2014-15	16-3	17-3 NCAA Elite Eight
2013-14	16-3	17-3 NCAA Sweet 16
2012-13	16-3	16-4 NCAA Champion
2011-12	14-5	15-5 NCAA Final Four
2010-11	15-4	16-4 NCAA Second Rd.

Louisville Home Conference Record, Last Six Years

	Record	Conference
2017-18	3-0 ACC
2016-17	8-1 ACC
2015-16	8-1 ACC
2014-15	6-3 ACC
2013-14	7-2 American
2012-13	8-1 Big East
	40-8,	.833



■ **Sneakers on Wednesday** — UofL

Interim Coach David Padgett and his staff will be wearing sneakers at the Cardinals' next two games at Miami and against Wake Forest in support of the American Cancer Society's work to save lives from cancer. During Coaches vs. Cancer Suits and Sneakers Awareness Week, a collaborative initiative of the National Association of Basketball Coaches and the American Cancer Society, coaches across the country will be showing their support as well. To learn more, visit coachesvscancer.org.

■ **Snider Makes Career Mark** - Quentin

Snider became the Cardinals' 68th career 1,000-point scorer when he totaled a career-high matching 22 points and season-high seven assists at Notre Dame. He is within 21 points of moving up five places on UofL's all-time scoring list. Snider is also approaching Louisville's top ten in career assists, needing 69 assists to be included on that top ten list. Snider has led the Cardinals in assists each of the last two years and is on pace to post his best year as a senior (109 assists in 2015-16, 115 in '16-17, 76 in '17-18). His 4.67 assists in conference games average is fourth in the ACC.

Louisville Most Career Points (1,000 Point Scorers)

Player	Years	Points
1. Darrell Griffith	1976-80	2,333
....		
60. Alvin Sims	1993-97	1,057
61. Al Vitcheck	1969-72	1,048
62. Wayne Blackshear	2011-15	1,046
63. Ellis Myles	2000-05	1,045
64. Keith Williams	1986-90	1,036
65. Alex Sanders	1996-99	1,031
66. Quentin Snider	2014-18	1,027
67. Preston Knowles	2007-11	1,023
68. Don Goldstein	1056-59	1,019

Louisville Most Career Assists

Player	Years	Assists
1. LaBradford Smith	1987-91	713
2. Peyton Siva	2009-13	677
3. Terrence Williams	2005-09	545
4. Phil Bond	1972-77	528
5. DeJuan Wheat	1993-97	498
6. Keith Williams	1986-90	482
7. Reece Gaines	1999-03	475
8. Billy Thompson	1982-86	459
9. Milt Wagner	1981-86	432
10. Rick Wilson	1974-78	419
within reach:		
Quentin Snider	2014-18	350

■ **Impressive Academic Performance** -- While the University of Louisville men's basketball team has performed well on the court, the Cardinals have excelled in the classroom as well. The team produced a collective 3.13 grade point average for 2016-17, just below its record 3.40 GPA from the 2013-14 season. Louisville has received an NCAA Public Recognition Award each of the last five years for ranking among the top 10 percent in men's basketball in the Academic Progress Rate, which measures academic eligibility, retention and graduation for student-athletes. The Cardinals had a perfect 1000 APR score for the last four years. Louisville is one of only two schools in the nation to have perfect men's basketball multi-year APR scores each of the past four years. Over the four-year period of the most recent multiyear APR report from 2012-16, Louisville's academic success has come while the men's basketball team won a combined 116 games, capturing the 2013 NCAA championship, and reaching the NCAA Sweet 16 on three occasions.

UofL had a collective 3.083 GPA for the most recent 2017 fall semester and nine of 14 current Cardinals earned a 3.0 or better. The men's basketball team has had a collective 3.0 GPA for 19 consecutive semesters. Louisville placed a league-high six individuals on the 27-member 2017 ACC All-Academic Team, and placed a conference-best seven on the team each of the previous two seasons. Prior to entering the ACC, UofL's men's basketball team earned four straight league Team Academic Excellence Awards, recognizing the highest collective grade-point averages in each of the conference sports (2014 American Athletic Conference, 2011-13 Big East).

■ **Cards Have 15 Straight 20-Win Seasons** — Louisville is one of four Division I schools in the nation which has won 20 or more games in each of the past 15 seasons. Reaching 20 victories during the 2016-17 season and extending their streaks are Kansas (28), Duke (21), Gonzaga (19) and Louisville (15). UofL has won at least 19 games in 43 of the last 47 years.

■ **Top 25 Consistency** -- Louisville is one of just three schools that have been ranked in the final Associated Press poll in each of the past seven years (also Kansas, 17 years; Duke, 10 years). Louisville has appeared in seven consecutive final AP polls from 2011-17, matching the longest streak in school history (also attained from 1977-83). Louisville was one of only three schools in the nation in 2016-17 with its football and men's and women's basketball programs all ranked among the Associated Press' final top 25 teams (men's basketball - 10th AP, 14th USA Today; women's basketball - 13th AP, 12th USA Today; football - 21st AP, 22nd USA Today).

■ **Radio Poder Will Broadcast Six** — Six UofL home men's basketball games will be broadcast this season in Spanish on Radio Poder (Radio Poder (pronounced po-DARE; 1570 AM/101.9 FM in Louisville; 1600 AM/94.1 FM in Shelbyville/Eminence; 1250 AM in Lexington). The remaining two games include: Jan. 27 vs. Wake Forest and Feb. 8 vs. Georgia Tech. Carlos Lucio and Elvis Martinez call the action for the broadcasts in UofL's effort to reach out to the Hispanic community for the last 12 years. All of UofL's home football games over the last 12 years have also been broadcast in Spanish.

■ **Cards vs. Non-Conference Foes** -- Louisville has won 63 of its last 65 non-conference games at home in the KFC Yum! Center, spanning the last eight seasons. The Cardinals won 35 straight over non-conference opponents between falling to Kentucky on Dec. 27, 2014 and its previous home non-conference loss on Dec. 31, 2010 to Kentucky. The other two non-conference losses UofL has suffered in the KFC Yum! Center were a 52-46 setback at the hands of Drexel on Dec. 14, 2010; and 79-77 to Seton Hall on Dec. 3, 2017. In its eighth season in the spectacular KFC Yum! Center, Louisville has an overall 126-16 record in home games, including a 71-4 record against non-conference opponents. The Cardinals have won 27 of their last 28 home games against non-conference opponents, with the loss to Seton Hall on Dec. 3 marring that streak.

■ **21 Sweet 16s for Cards** — Louisville advanced to its 21st NCAA Sweet 16 in 2014-15, its fourth straight. Only four teams have had more Sweet 16 appearances than Louisville's 21 since the NCAA began Sweet 16 records in 1975 (North Carolina 28, Duke 25, Kentucky 25, Kansas 22). The Cardinals have won seven of their last eight regional semifinal games. Louisville has been to at least the Sweet 16 in seven of the last 13 years. Louisville's NCAA Sweet 16 teams: 1975, 1978, 1979, 1980, 1982, 1983, 1984, 1986, 1988, 1989, 1993, 1994, 1996, 1997, 2005, 2008, 2009, 2012, 2013, 2014, 2015. Louisville is one of eight teams that have reached the NCAA Tournament Sweet 16 in four of the last six years for the period from 2012-2017 (also Arizona, Florida, Kansas, Kentucky, Michigan State, North Carolina and Wisconsin).

■ **Cardinals Have Reached 14 Elite Eights** -- Louisville has reached the NCAA Elite Eight on 14 occasions, including five of the last 10 years. Louisville's 14 Elite Eight appearances rank sixth nationally. The NCAA recognizes Elite Eight records since 1951, the first year that all teams in the tournament would be required to win at least one game to advance to the Elite Eight. The Cardinals have a 10-4 record in regional championship games, winning two of their last three. (UofL years in Elite Eight: 1959, 1972, 1975, 1980, 1982, 1983, 1986, 1997, 2005, 2008, 2009, 2012, 2013, 2015).

NCAA Sweet 16 Appearances (since 1975)	
North Carolina	28
Duke	25
Kentucky	25
Kansas	22
Louisville	21

NCAA Elite Eight Appearances (since 1951)	
Kentucky	33
North Carolina	26
Kansas	21
Duke	20
UCLA	20
Louisville	14
Michigan State	13

ATLANTIC COAST CONFERENCE

(ACC standings through Jan. 21)

School	ACC	Overall	Streak
Virginia	7-0	18-1	W 10
Louisville	5-1	15-4	W 4
Duke	5-2	17-2	W 4
Clemson	5-2	16-3	W 1
North Carolina	5-3	16-5	L 1
NC State	3-4	13-7	L 1
Boston College	3-4	13-7	L 1
Georgia Tech	3-3	10-9	L 2
Florida State	3-4	14-5	W 1
Virginia Tech	3-4	14-6	W 1
Notre Dame	3-4	13-7	L 4
Miami	3-3	14-4	W 1
Syracuse	2-4	13-6	W 1
Wake Forest	1-6	8-11	L 5
Pittsburgh	0-7	8-12	L 7

Upcoming ACC Games



Tuesday, January 23

Clemson at Virginia - RSN	7:00
Duke at Wake Forest - ACCN	9:00

Wednesday, January 24

Georgia Tech at Florida State - RSN	7:00
Boston College at Syracuse - ESPN2	7:00
Louisville at Miami - ESPN2	8:00
NC State at Pittsburgh - RSN	9:00

Saturday, January 27

NC State at North Carolina - CBS	Noon
Virginia at Duke - CBS	2:00
Miami at Florida State - ACCN	4:00
Syracuse at Pittsburgh - ACCN	4:00
Virginia Tech at Notre Dame - ESPN2	8:00
Wake Forest at Louisville - ACCN	8:00

Sunday, January 28

Clemson at Georgia Tech - ESPN2	6:00
---------------------------------	------

Monday, January 29

Notre Dame at Duke - ESPN	7:00
---------------------------	------

Tuesday, January 30

North Carolina at Clemson - ESPN2	7:00
-----------------------------------	------

Louisville in ACC Statistics

Team Statistics	Stat	Rank
Scoring Offense	77.8	6
Scoring Defense	68.0	7
Scoring Margin	+9.8	9
FT Percentage	.747	4
FG Percentage	.453	10
FG Pct. Defense	.386	3
3-Pt. Percentage	.348	11
3-Pt. Percentage Defense	.303	2
Rebounding Margin	+1.8	9
Blocked Shots	7.3	1
Assists	13.4	12
Steals	7.5	5
Turnover Margin	+2.1	5
Assists-Turnover Ratio	1.07	11
3FG Made	7.5	10
Scoring		
9. Deng Adel	15.8	
Rebounding		
4. Ray Spalding	9.3	
24. Anas Mahmoud	5.9	
Blocked Shots		
1. Anas Mahmoud	3.53	
7. Ray Spalding	2.00	
Free Throw Percentage		
5. Quentin Snider	.875	
Steals		
7. Ray Spalding	1.63	
Offensive Rebounds		
2. Ray Spalding	3.52	
Assists-Turnovers Ratio		
4. Quentin Snider	2.47	
Minutes Played		
12. Deng Adel	33.6	
15. Quentin Snider	33.3	

■ **Cards Chosen Fifth in ACC Preseason Poll** — UofL was picked to finish fifth in the Atlantic Coast Conference in 2017-18 in a preseason media poll with Duke as the league favorite. Notre Dame senior forward Bonzie Colson was honored as the preseason Player of the Year while Duke freshman guard Marvin Bagley III was chosen the ACC Preseason Rookie of the Year. Louisville's Quentin Snider and Deng Adel were both on the preseason All-ACC Second Team, ranking among the top 10 players in the league. Louisville finished tied for second last season and fourth in each of its first two years in the ACC. The 65th annual ACC Tournament will be played March 6-10 at the Barclays Center in Brooklyn, N.Y.

1. Duke	9. Georgia Tech
2. North Carolina	10. Syracuse
3. Notre Dame	11. Wake Forest
4. Miami	12. NC State
5. Louisville	13. Clemson
6. Virginia	14. Boston College
7. Virginia Tech	15. Pittsburgh
8. Florida State	

■ **Tickets Available** -- Single-game tickets for the University of Louisville's home men's basketball games in the KFC Yum! Center are on sale now. Tickets are on sale for \$65, with the Feb. 17 game vs. North Carolina for \$85. Upper end seats are available for \$25 for weekday ACC games and \$30 for weekend ACC games. Tickets are on sale at the UofL Ticket Office, located near Gate 2 of Papa John's Cardinal Stadium at 2800 South Floyd Street. The ticket office is open weekdays from 9 a.m. until 5 p.m. Cardinal fans may also purchase tickets by visiting Ticketmaster online at www.ticketmaster.com, calling 1-800-745-3000 or by visiting any Ticketmaster Ticket Center, including the KFC Yum! Center. Convenience fees are applied with Ticketmaster orders. Group Tickets are available for as low as \$20, with information available at gocards.com/mbbgroups.

■ **International Flavor** — Louisville has an international flavor with a pair of starters hailing from foreign countries. Deng Adel was born in the Sudan, grew up in Australia and spent his senior year of high school in Florida. From Cairo, Egypt, Anas Mahmoud played a year at West Oaks Academy in Orlando, Florida before joining UofL.

■ **Effective Defense** — Louisville is 14th in the nation in Ken Pomeroy's adjusted defensive rankings. The Cardinals are second in the nation in blocked shots (7.3 per game), ninth in field goal percentage defense (.386), and 12th in three-point field goal defense (.303). Louisville held Southern Illinois to 26.6 percent shooting from the field and just 42 points. In its first ACC game of the year, UofL limited Pittsburgh to 51 points, the 44th time in the last four seasons to hold a team under 60 points, including 11 times below 50. Eleven of Louisville's 19 opponents this season have shot below 40 percent from the field, including holding Boston College to 35.4 percent shooting in its last game.

■ **Adel Paces Cards** — Deng Adel has been the Cardinals' scoring leader in nine games, including most recently leading UofL with a 18 points, 10 rebounds and five assists against Boston College in his third double-double in the last five games. Adel, who is ninth in the ACC in scoring averaging 15.8 points per game, has six 20-point scoring efforts in his last 24 games, including four this season. He has scored at least nine points in every game this season and has 42 career double figure scoring efforts (18 of 19 this season). A preseason All-ACC selection (second team), Adel is one of 32 individuals included on the prestigious preseason watch list for the Oscar Robertson Trophy, which included a nation-leading eight representatives from the ACC. He is one of 50 players to watch for the Citizen Naismith Trophy player of the year award.

■ **Favorable Free Throws** -- Louisville has connected on 74.7 percent of the free throws in their first 19 games (58th in the nation). It is just short of a record pace for the Cardinals, as the UofL record is 75.2 percent at the line in 1974-75 season. Quentin Snider is fifth in the ACC and 43rd in the nation in free throw percentage (.875). Freshman guard Darius Perry made his first 21 free throws before missing against Albany (21-of-22 for the season, .955). The 21 straight free throws to open a UofL career was a record (previous: Will Scott, 20 in 2006-07). Two other Cardinals are shooting above 75 percent at the line with more than 20 attempts (Deng Adel .789, Jordan Nwora .769).

■ **Tournament Title** — After sweeping its four games in the Houzz Gotham Classic round-robin format, Louisville won its 29th regular season tournament championship. In its previous regular season tournament title, UofL claimed the 2015 Brooklyn Hoops Holiday Invitational title by sweeping its four games in the five-team, round-robin event, capped by a 77-57 victory over Saint Louis at the Barclays Center in Brooklyn. The Cards were runner up in the Battle 4 Atlantis last year.

■ **Cards Have Been Tough on the Road** — UofL has a 71-47 record over the last 12 years on its opponent's home court (.602). Louisville has posted a 16-14 road record in its first four years in the ACC (4-5 in 2016-17). UofL had the most road victories of any school in Big East Conference games over its last seven years in that league and was a league-best 8-1 in its road games in The American during the 2013-14 season. The Cardinals have a 62-38 record in conference games on the road over the last 12 seasons (.620). In neutral site games, Louisville has a 37-9 record over the last five years (.804) and a 47-16 neutral site record over the last eight years (.746).

In conference games overall, Louisville had the most Big East Conference victories over its eight years in that league during the regular season (from 2005 to 2013). Louisville had a 95-45 Big East record in league victories during the regular season, just ahead of Syracuse and Pitt (both at 92-48). Louisville finished fourth in both of its first two years in the ACC with a 12-6 league record each season.

■ **Double-Double Duo** — Ray Spalding (16 points, 14 rebounds) and Deng Adel (14 points, 11 rebounds) each produced double-doubles at Clemson, the second time the Cardinals have had two in one game this season. Anas Mahmoud and Ray Spalding each registered double-double performances against Siena, becoming the first Louisville duo to produce double-doubles in the same game since Montrezl Harrell (28 points, 12 rebounds) and Terry Rozier (22 pts., 10 reb.) achieved the feat vs. Pitt on Feb. 11, 2015. Mahmoud came within a blocked shot of what could have been only the fifth triple-double in UofL history and the first since 2008 with career highs of 17 points, 13 rebounds and nine blocks. His nine blocks were the most by a UofL player since Kendall Dartz had nine in a 56-40 win over Holy Cross on Dec. 7, 2003. Spalding 10 points, 10 rebounds, four blocked shots, a career-high four steals and 15 deflections against Siena. Spalding has produced eight double-doubles this season and 10 in his career, the latest with 23 points and 12 rebounds at Notre Dame.

	Wins	Losses	Home	Neutral
Record	15-0	0-4	12-1	3-3
Scoring Average.....	80.9	66.0	81.2	70.5
Points Allowed	65.5	77.2	64.8	74.8
Scoring Margin	+15.4	-11.2	+16.3	-4.3
FG Percentage.....	.468	.398	.472	.413
Opp. FG Percentage ..	.379	.418	.379	.402
3-Pt. Percentage372	.250	.356	.331
FT Percentage745	.759	.730	.807
Rebound Margin	+1.9	+1.3	+4.3	-3.7
Turnover Margin	+3.8	-4.2	+3.4	-0.7

	1st Half	2nd Half
Scoring Average.....	34.6	41.4
Points Allowed	31.4	34.8
Scoring Margin	+3.3	+6.6
FG Percentage.....	.425	.478
Opp. FG Percentage381	.389
3-Pt. Percentage305	.385
FT Percentage732	.752
Rebound Margin	-0.2	+2.1
Turnover Margin	+1.6	+0.6

School	Year	Yrs.	Won	Loss	Pct.
1. Kentucky	1903	114	2237	688	.765
2. Kansas	1899	119	2217	839	.725
3. North Carolina	1911	107	2206	781	.739
4. Duke	1906	112	2115	873	.708
5. Syracuse	1901	116	1962	878	.691
6. Temple	1895	121	1886	1053	.642
7. UCLA	1920	98	1852	828	.691
8. Notre Dame	1898	112	1845	993	.650
9. St. John's	1908	109	1817	999	.645
10. Louisville	1911	103	1803	901	.667
11. Indiana	1901	117	1783	995	.642
12. Arizona	1905	112	1769	923	.657
13. Brigham Young	1903	115	1786	1071	.625
14. Utah	1909	109	1779	978	.645
15. Illinois	1906	112	1764	973	.645

■ **Seven NBA Draft Picks in Last Five Years** -- Donovan Mitchell, a sophomore guard for UofL last season, was selected by the Denver Nuggets with the 13th pick overall in the 2017 NBA Draft first round. He was subsequently traded to the Utah Jazz, where he will play as a rookie in 2017-18. Mitchell's UofL teammate, senior center Mangok Mathiang, was undrafted after starting for the Cardinals in 2016-17, but signed a free agent contract with the Charlotte Hornets and made the team's opening day roster.

Louisville has produced 24 first-round NBA Draft choices, including 11 in the top ten and five among the top three picks (Pervis Ellison first in 1989; Wes Unseld second in 1968; Darrell Griffith second in 1980; Charlie Tyra second in 1957; Rodney McCray third in 1983).

A total of 72 former Louisville players have been selected in the NBA Draft, including seven in the last five years. In addition to Mitchell, those recent picks include Chinanu Onuaku (2016, 2nd round, 37th overall selection, Houston Rockets), Terry Rozier (2015, 1st round, 16th, Boston Celtics), Montrezl Harrell (2015, 2nd, 32nd, Houston Rockets), Russ Smith (2nd, 47th, Philadelphia 76ers), Gorgui Dieng (2013, 1st, 21st, Utah Jazz) and Peyton Siva (2013, 2nd, 56th, Detroit Pistons). Louisville is the only school in the nation to have players drafted in both the last four NFL drafts and the last four NBA drafts.

■ **Cards Continue Productive Defense** — Recent Louisville teams have been known for their defensive intensity and the Cardinals look to continue to follow in that tradition. Louisville was eighth in the nation in Ken Pomeroy's adjusted defensive efficiency stats in 2016-17. The Cardinals were 20th in the nation in field goal percentage defense (.401), 10th in blocked shots (5.4 per game), 33rd in three-point field goal defense (.316), 37th in turnover margin (+2.7), 21st in rebounds per game (39.5), 13th in offensive rebounds per game (13.4), 15th in scoring margin (+11.3), 41st in scoring defense (66.0 ppg) and 23rd in rebound margin (+6.0). Ten of the Cards' 34 opponents scored 60 or fewer points.

Louisville has ranked among the nation's top 40 in field goal percentage defense in 12 of the past 14 years, including the 2016-17 percentage of .401, which was 19th in the nation. Over the last two years, UofL held 30 opponents under 40 percent shooting from the field, 21 under 36 percent and 10 under 32 percent. Twelve Louisville opponents last season shot below 36 percent from the field and five shot below 32 percent.

■ **Statistical Trends** — UofL is 188-10 over the last 17 seasons when scoring 80 or more points (8-0 this year, 11-1 last year, 10-0 in 2015-16, 11-0 in 2014-15) ... Over the past 17 years, Louisville is 142-6 when shooting 50 percent or better from the field (4-0 this year, 8-0 last year, 14-0 in 2015-16, 8-0 in 2014-15) ... UofL is 341-50 when holding its opponent below 70 points over the past 17 years (10-1 this season, 18-2 in 2016-17, 19-1 in 2015-16, 24-4 in 2014-15, 27-1 in 2013-14).

■ **Cards Sixth All-Time in the Polls** — Louisville has been ranked in the Associated Press poll on 624 occasions, sixth most all-time. The Cardinals had been ranked in the last 35 straight AP polls before falling out on Dec. 4 (UofL has been ranked in 96 of the last 106). UofL has been among the top ten on 289 occasions, including 10 times last season. Until the first three polls of 2014-15, the last time UofL had not been in the poll was March 5, 2012 -- a year in which UofL advanced to the Final Four. UofL has been ranked among the nation's top 15 in the preseason poll five of the last six years (16th this year, 13th last year, unranked in 2015-16, eighth in 2014-15, third in 2013-14, second in 2012-13, ninth in 2011-12).

■ **Success vs. Top 25 Foes** -- Louisville has won 38 of its last 73 against AP ranked opponents, prevailing at No. 23 Florida State on Jan. 10 in its last Top 25 matchup. UofL has a 55-48 record against Top 25 teams over the last 10 years (1-2 this year, 5-8 in 2016-17, 3-5 in 2015-16, 4-7 in 2014-15). UofL has been victorious eight of the last 18 times it has faced an AP top-five foe. UofL has won 20 of its last 41 games when facing Top 10 teams, spanning the last 10 years.

■ **Challenging Schedule** — Louisville will face another challenging schedule, playing 21 of 31 regular season games against teams that participated in postseason competition last season, including 14 from the 2017 NCAA Tournament. The Cardinals have played a schedule ranked among the top 16 toughest by the ratings percentage index in eight of the past 10 seasons, including the nation's third-toughest schedule by the RPI last season. Fourteen games this season will come against teams ranked in the USA Today preseason poll or among those receiving votes (1 Duke, 4 Kentucky, 9 North Carolina, 12 Miami, 14 Notre Dame, 21 Purdue, 23 Seton Hall; also receiving votes: Virginia twice, Virginia Tech twice, Georgia Tech, Florida State twice). UofL will play 22 games against teams that won at least 18 games last season, including 15 that won more than 20. Last season, Louisville played 21 games against teams that reached the 2017 postseason (16 NCAA, 5 NIT).

■ **Guide Online** — The UofL Men's Basketball Guide is available online at GoCards.com, specifically at <http://gocards.com/sports/2017/10/20/2017-18-mens-basketball-media-guide.aspx>.

Louisville has won ...

... 49 of its last 67 post-season tournament games over the last 13 years (including conference, NCAA and NIT since 2005). Louisville is 26-6 in the postseason over the last seven years.

... 27 of its last 36 games in the NCAA Tournament (since 2005), advancing to the final eight teams five times in the last 11 years (2008, 2009, 2012, 2013, 2015).

... 20 games for the 15th straight season in 2016-17, a feat accomplished by only four schools.

... 12 ACC regular season games in each of the last three seasons. UofL, which tied for second in the 2016-17 ACC standings, is the only school to finish among the top four in the ACC in all three years the Cardinals have been in the league. Louisville has won at least 10 league games for 10 straight seasons. UofL has finished in the top three in its conference seven of the last 11 years. Louisville has won its conference championship or finished second in its league in 27 of the last 41 years, including six of the last 11 years.

UofL National Ranking in Field Goal Percentage Defense

2002-0331st
2003-04 2nd
2004-05 8th
2005-0649th
2006-0725th
2007-08 8th
2008-0922nd
2009-10161st
2010-1112th
2011-12 6th
2012-1337th
2013-1420th
2014-1523rd
2015-16 9th
2016-1720th
2017-18 9th

'17-18 NATIONAL RANKINGS

Associated Press

(Jan. 22)

1	Villanova
2	Virginia
3	Purdue
4	Duke
5	Kansas
6	Michigan State
7	West Virginia
8	Xavier
9	Cincinnati
10	North Carolina
11	Arizona
12	Oklahoma
13	Ohio State
14	Texas Tech
15	Gonzaga
16	Saint Mary's
17	Wichita State
18	Clemson
19	Auburn
20	Florida
21	Arizona State
22	Tennessee
23	Nevada
24	Rhode Island
25	Michigan

USA Today

(Jan. 22)

1	Villanova
2	Virginia
3	Purdue
4	Duke
5	Kansas
6	Michigan State
7	West Virginia
8	Cincinnati
8	Xavier
10	North Carolina
11	Oklahoma
12	Arizona
13	Ohio State
14	Texas Tech
15	Gonzaga
16	Wichita State
17	Clemson
18	Saint Mary's
19	Auburn
20	Arizona State
21	Tennessee
22	Florida
23	Nevada
24	Miami
25	Michigan

Louisville in the Polls

Date	AP	USAT	Date	AP	USAT
preseason 16	16	Dec. 25/26 rv	rv
Nov. 1318	16	Jan. 1/2 --	rv
Nov. 2019	18	Jan. 8 --	--
Nov. 2717	17	Jan. 15 rv	--
Dec. 4rv	rv	Jan. 22rv	rv
Dec. 11rv	rv			<i>rv = receiving votes</i>
Dec. 18rv	rv			

INTERIM HEAD COACH DAVID PADGETT

David Padgett, a member of the UofL basketball staff for the last three years and a former three-year starter at center for the Cardinals, was named interim head men's basketball coach at UofL on Sept. 29, 2017.



Padgett was UofL's director of basketball operations for two seasons (2014-16) before his move to an assistant coaching position in 2016. He is just the third head coach for the Cardinals in the last 46 years, following Rick Pitino (2001-17) and Denny Crum (1971-2001).

In his three seasons on the UofL staff, the Cardinals have produced a collective 75-26 record (.743), finished among the top four teams in the ACC in each year, and UofL reached the NCAA Elite Eight in 2015. Last year, UofL posted a 25-9 record, tied for second in the ACC and earned a No. 10 ranking in the final Associated Press poll. He helped the Cardinals assemble a top ten recruiting class in 2017, as UofL's class was ranked seventh in the nation by ESPN and Rivals and 247Sports, while the Cardinals were 10th by Scout.com.

Before joining the UofL staff, Padgett spent three years as an assistant coach at IUPUI from 2011-14. He served a year as assistant strength coach with the Cardinals as UofL posted a 25-10 mark, beat seven ranked teams and reached the title game of the Big East Championship.

Padgett played professional basketball for UB LaPalma in the Canary Islands for two years following his graduation from UofL. He had reached the final preseason cut of the Miami Heat before his playing career in Spain.

A three-year starter and captain at center for the Cardinals (2005-08), Padgett was a unanimous first-team All-Big East Conference selection as a senior and also earned USBWA All-District IV honors. He averaged a team-leading 11.2 points and grabbed 4.8 rebounds his senior year in 2007-08 when UofL reached the NCAA Elite Eight.

Padgett ranks second in career field goal percentage at U of L, hitting 61.3 percent of his shots (332-542). His .667 field goal percentage as a senior was the second best ever at UofL. He set a Big East Conference field goal percentage record for league games as a senior, hitting 68.3 percent of his shots in the 18 games (86-of-126). He was a second team All-Big East pick as a junior.

A McDonald's All-American in high school in Reno, Nev., Padgett played his freshman collegiate season at Kansas before transferring to Louisville. Padgett's basketball bloodlines run deep as his father played at the University of Nevada and his uncle played at New Mexico. His grandfather Jim played for Oregon State and his sister played for the University of San Diego.

Padgett and his wife, Megan, have two sons: Nolan, born in August 2013; and Gavin, born in May 2016.

■ **Third Coach in 47 Years** -- David Padgett is just the third head coach for the Cardinals in the last 47 years, following Rick Pitino (2001-17) and Denny Crum (1971-2001).

■ **Padgett Third-Youngest Coach** -- David Padgett, 32, is the third-youngest head coach in NCAA Division I and the youngest among Power 5 schools (birthdate is Feb. 13, 1985). Morehead State coach Preston Spradlin is the youngest (30, birthdate is Dec. 30, 1986) and Maurice Joseph of George Washington is the second-youngest (32, Aug. 26, 1985).

■ **Past UofL Coaches Have Had Successful Starts** -- Each of the last four Louisville coaches had successful seasons in their first season with the Cardinals. The best first-year start by a UofL coach was Denny Crum, who inheriting a senior-laden team and guided the Cardinals to a 26-5 record and the NCAA Final Four in his first season in 1971-72.

Last 4 Louisville Coaches First Seasons

Coach	First Yr.	Result
Bernard "Peck"		
Hickman	1944-45	16-3
John Dromo	1967-68	21-7, NCAA
Denny Crum	1971-72	26-5, NCAA Final Four
Rick Pitino	2001-02	19-13, NIT

■ **Padgett Played in 3 NAAs** -- UofL Interim Head Coach David Padgett participated in three NCAA Tournaments as a player, reaching the regional finals twice (7-3 NCAA Tournament record as a player). As a freshman at Kansas, the Jayhawks beat Illinois-Chicago, Pacific and UAB before falling to Georgia Tech in the St. Louis Region championship. As a junior at UofL, the Cardinals beat Stanford before losing to Texas A&M in the NCAA Second Round. UofL beat Boise State, Oklahoma and No. 2 seed Tennessee his senior year in 2008 before falling to North Carolina in the NCAA South Region Championship. UofL reached the NIT national semifinals in 2006 when Padgett was on the sidelines from knee surgery as a sophomore.

■ **12 Former UofL Assistants Are Head Coaches** -- A dozen former Louisville assistant coaches are active head coaches. In addition to Louisville's own David Padgett, the list includes Mike Balado at Arkansas State, Mick Cronin at Cincinnati; Scott Davenport at Bellarmine (NCAA Division II); Kevin Keatts at NC State, Wyking Jones at California, Steve Masiello at Manhattan; Marvin Menzies at UNLV; Richard Pitino at Minnesota, Kareem Richardson at Missouri-Kansas City, Reggie Theus at Cal State Northridge, and Kevin Willard at Seton Hall. Seven have guided their teams to NCAA Tournament appearances over the last four years (since 2014; Cronin, Keatts, Masiello, Menzies, Pitino, Theus, and Willard). Eastern Kentucky coach Dan McHale was a program assistant for two seasons at Louisville and was director of video operations for two additional years. Padgett either played at UofL, or was on the same basketball staff, while eight of them were at Louisville (all but Cronin, Davenport and Richardson).

■ **First Year Coaches** -- David Padgett is one of 25 first-year Division I head coaches this season and one of just four at schools in Power 5 conferences (also Oklahoma State's Mike Boynton, Washington's Mike Hopkins and California's Wyking Jones). Five of those first-year coaches had been a head coach previously at a Division II school, a junior college or for a women's team. Padgett is the 20th head coach in Louisville's 104-year men's basketball history and the sixth in the past 73 years.

■ **Snider, Adel Candidates for National Awards** -- UofL guard Quentin Snider is among 20 watch list members for the 2018 Bob Cousy Point Guard of the Year Award, while forward Deng Adel is among the 20-player watch list for the 2018 Julius Erving Small Forward of the Year Award. The annual Cousy Award is in its fifteenth year while the Erving Award is in its fourth year being presented by the the Naismith Memorial Basketball Hall of Fame.

Snider is one of five ACC representatives on the watch list for the Cousy Award, joined by Duke's Trevon Duval, North Carolina's Joel Berry II, Notre Dame's Matt Farrell, and Wake Forest's Bryant Crawford.

Adel, Duke's Gary Trent, Jr. and Miami's Bruce Brown, Jr. are the only three ACC representatives on the watch list for the Erving Award. For both awards, a national committee comprised of top college basketball personnel determined the watch lists. By mid-February, the watch list of players for the awards will be narrowed to 10. In March, five finalists will be presented to Cousy, Erving and the Hall of Fame's selection committee. The award winners will be presented at the ESPN College Basketball Awards Show presented on April 6, 2018.

Cardinals Active in Professional Basketball**NBA**

Name	Yrs. @ UofL	Team
Terry Rozier	'13-15	Boston Celtics
Donovan Mitchell	'15-17	Utah Jazz
Gorgui Dieng	'10-13	Minnesota Timberwolves
Montrezl Harrell	'12-15	Los Angeles Clippers
Mangok Mathiang	'13-17	Charlotte Hornets
Chinanu Onuaku	'14-16	Houston Rockets

NBA G-League

Damion Lee	'15-16	Santa Cruz Warriors
Jaylen Johnson	'14-17	Windy City Bulls
Chane Behanan	'11-14	Salt Lake City Stars

Foreign Teams

Samardo Samuels	'08-10	Emporia Armani (Italy)
Edgar Sosa	'06-10	Breakers (Australia)
Kevin Ware	'11-14	Larissas Faros (Greece)
Peyton Siva	'09-13	Alba Berlin (Germany)
Russ Smith	'10-14	Fujian Sturgeons (China)
Larry O'Bannon	'01-05	Hispano Amer. (Argentina)
Juan Palacios	'04-08	Besiktas (Turkey)
Trey Lewis	'15-16	Medi Bayreuth (Germany)
Wayne Blackshear	'11-15	Byblos (Lebanon)
Rakeem Buckles	'09-12	Lille Metropole (France)
Earl Clark	'06-09	Besiktas (Turkey)
Taquan Dean	'02-06	Élan Béarnais (France)
(now Taqwa Pinero)		
Tony Hicks	'16-17	Surrey Scorchers (U.K.)
Alhaji Mohammed	'01-03	Alba Fehérvár (Hungary)

■ **Anniversary Year for Final Four, National Championship teams** — The 2017-18 season will mark notable anniversaries for two great Louisville teams. It is the 70th anniversary for UofL's 1948 NAIB National Championship, the forerunner to what is now the NAIA. Bernard "Peck" Hickman's Louisville team beat a John Wooden coached Indiana State team 82-70 in the title game played in Kansas City. The Cardinals posted a 29-6 record that season and were led by junior center Jack Coleman (12.1 ppg), who scored 1,114 points in his three seasons at UofL. Louisville is the only school in the nation to have won national championships in the NCAA, NIT and NAIB (now NAIA).

This season also marks the 35th anniversary of the Cardinals' 1982-83 NCAA Final Four team, which posted a 32-4 record, won the Metro Conference title with a perfect 12-0 mark, and won its last 16 straight games before falling to Houston in the NCAA national semifinals. Guided by Hall of Fame Coach Denny Crum, the team is also well-known for winning the first "Dream Game" matchup with Kentucky in the Mideast Region Championship, an 80-68 overtime thriller in which regional MVP Lancaster Gordon scored 24 points and collected four steals to lead the Cardinals. Gordon is the No. 15 all-time scorer at UofL (1,614 pts.) and is fourth in career steals (192). Guard Milt Wagner was the leading scorer (14.4 ppg) and is the Cards' No. 6 all-time scorer (1,836 pts.). Rodney McCray, one of only five Cardinals with both 1,000 career points (1,247) and rebounds (1,029), earned Metro Conference Player of the Year honors in 1983. His brother Scooter McCray, whose tip-in at the buzzer beat Arkansas in the NCAA regional semifinal, started at the other forward position. Rounding out the starting five was center Charles Jones, the team's leader in blocked shots and a future 1,000 point career scorer (1,124).

■ **Louisville Top College Basketball Market** -- Louisville is consistently the highest-rated television market for college basketball on ESPN. Louisville has been the top market each of the last 15 years and every year since ESPN began tracking the data. Louisville's average 5.5 rating for the 2016-17 season was up 12 percent. Louisville more than doubled second-place Raleigh-Durham, which averaged a 2.4 rating. The remaining top 10 was Kansas City (2.3), Indianapolis (2.1), Greensboro-High Point (2.0), Cincinnati (1.8), Nashville (1.6), Greenville (1.6), Nashville (1.5) and Charlotte (1.5). The Cardinals' NCAA Sweet 16 game against Kentucky in 2014 drew a 51.5 rating and 73 share, making it the second highest-rated event in Louisville television history. Louisville's 2013 NCAA Championship game against Michigan is the top-rated television event all-time in the Louisville market. Louisville was the No. 11 ESPN/ABC market for college football in 2016 with a 3.5 average rating.

■ **Six of Last Seven NCAA Champions Have Played in Louisville** - The eventual national champion has played in Louisville's home arena, the KFC Yum! Center, in six of the arena's seven seasons in existence. Louisville faced eventual champions Connecticut (2011, 2014) and Duke (2015) in home games, Kentucky won a pair of games in the 2012 second and third rounds in the KFC Yum! Center, 2016 Champion Villanova won the NCAA South Regional in Louisville, and UofL won the 2013 itself. UofL played 2017 NCAA Champion North Carolina, but it was in Chapel Hill.

Cardinals in the NCAA Tournament

■ Louisville made its 42nd NCAA Tournament appearance in 2017. The Cardinals have reached the NCAA Tournament 33 of the last 41 years (10 of the last 11, 13 of the last 15, 15 of the last 19 years, 21 of last 26). The Cards have reached the Sweet 16 on 21 occasions and have advanced to the Elite Eight four of the last seven seasons. Louisville is sixth in tournament victories (76) and is fifth in NCAA Tournament appearances (42). UofL has a 76-43 overall NCAA Tournament record, reaching the Final Four 10 times. Louisville did not participate in the 2016 NCAA Tournament due to a self-imposed postseason ban

■ Only four teams -- Kentucky (57), North Carolina (48), UCLA (47), and Kansas (46) -- have more NCAA Tournament appearances than Louisville's 42.

■ Only four teams have been to more Sweet 16 appearances than Louisville's 21 since the NCAA began Sweet 16 records in 1975 (North Carolina 28, Kentucky 25, Duke 25, Kansas 22, Louisville 21).

■ Last year, Louisville played 16 games -- half of its regular season games -- against teams in the 2017 NCAA Tournament, compiling an 8-8 mark against those 14 foes (defeated Duke, Kentucky, Miami, Notre Dame, Purdue, Texas Southern, Virginia Tech and Wichita State; lost to Duke, Baylor, Florida State, North Carolina, Notre Dame, Virginia twice and Wake Forest). All nine of the Cardinals' losses last season came to teams which participated in the 2017 NCAA field.

■ The ACC's nine representatives in 2017 was a league record, the most from any league in last year and tied for the second-most ever by any conference. ACC teams received seven bids to the 2016 NCAA Tournament, with an NCAA record six teams reaching the Sweet 16.

■ The NCAA Champion has come from UofL's conference in five of the last seven years, more than any other team in that period (2011-2017), including the most recent 2017 champion / ACC member North Carolina.

UofL Radio Network Affiliates

WHAS	840 AM	Louisville, Ky.
<i>(Flagship Station)</i>		
WKRD	790 AM	Louisville, Ky.
WCKY	1530 AM	Cincinnati, Ohio
WLKT	103.9 FM	Lexington, Ky.
WWXL	1450 AM	Manchester, Ky.
WSFC	1240 AM	Somerset, Ky.
WYMC	1430 AM	Mayfield, Ky.
WQXQ	101.9 FM	Owensboro, Ky.
WPAD	1560 AM	Paducah, Ky.
WCCK	95.7 FM	Calvert City, Ky.

Sirius XM Satellite Radio (channels vary)

The radio broadcast is also available for a fee through GoCards.com and CardsMobile, the Cards' official Android/iPhone app. Broadcasts are also available by listening to one of the above stations through the iHeart Radio app.



■ Eighth Season in KFC Yum! Center

-- This is Louisville's eighth season in the spectacular KFC Yum! Center, located on the banks of the Ohio River in downtown Louisville. The 22,000-seat multi-purpose arena was built at a cost of \$238 million and includes 71 luxury suites, 62 four- or six-seat premium boxes, over 2,000 side-court club seats and four party suites with a seating capacity of 32 each.

UofL's men's and women's teams have permanent locker rooms. There are five additional team locker rooms, two officials locker rooms, five star dressing rooms, a full-function media work room and a full-sized basketball practice court on the event level. The seven levels of the arena (including the upper catwalk) include a collective 721,762 square feet, or roughly the area of 13 football fields.

After passing through the one and a half acre landscaped entry plaza that features a basketball-themed fountain, entering fans can visit the 2,500-square foot UofL adidas store or head to their seats using one of the eight escalators or seven elevators within the building.

Lounge space is abundant within the arena. Four spacious donor rooms are available for Cardinal fans, including three that overlook the Ohio River. The 7,000-square foot main concourse restaurant overlooks the river and a main concourse sports bar has views directly into the arena bowl. Two 4,000-square foot club lounges on the event level, as well as the terrace club and premium box lounges, provide amenities for their respective patrons. The KFC Yum! Center served as the site for the NCAA Men's Basketball Tournament second and third rounds in 2012 and 2015, the NCAA South Regional in 2016 and was the site for the 2012 NCAA Women's Volleyball Championship.

All-Time NCAA Final Four Appearances

North Carolina.....	20
UCLA.....	17
Kentucky.....	17
Duke.....	16
Kansas.....	14
Ohio State.....	11
Louisville.....	10
Michigan State.....	9
Indiana.....	8

UofL in the NCAA Tournament

NCAA Tournament Appearances.....	42
<i>(33 of the last 41 years; 21 of last 26)</i>	
All-Time NCAA Tourn. Record.....	76-43
Sweet 16 Appearances.....	21
Final Four Appearances.....	10
NCAA Championships.....	3

Last time an individual had ...

	For Louisville	For A Louisville Opponent
30 or more points	31 by Wayne Blackshear vs. CSUN (12/23/14)	43 by Jamel Artis, Pittsburgh (1/11/17)
35 or more points	42 by Russ Smith vs. Houston (3/14/14)	43 by Jamel Artis, Pittsburgh (1/11/17)
20 points in a half	21 by Donovan Mitchell vs. NC State, 1H (1/29/17)	32 by Jamel Artis, Pittsburgh, 2nd half (1/11/17)
15 or more rebounds	16 by Ray Spalding vs. Grand Canyon (12/23/17)	17 by Marinas Geben, Notre Dame (1/16/18)
20 or more rebounds	23 by Ellis Myles vs. Tennessee St. (12/1/01)	26 by Derrick Griffin, Texas Southern (12/10/16)
A four-point play	Deng Adel vs. Miami (2/11/17)	Braian Angola, Florida State (1/10/17)
12 made free throws	12 by Russ Smith vs. UConn, 15 att. (1/18/14)	13 by Seth Allen, Virginia Tech (1/27/16)
7 made three-point goals	7 by Preston Knowles vs. Syracuse (2/12/11)	7 by Jamel Artis, Pittsburgh in 13 attempts (1/11/17)
10 or more assists	11 by Chris Jones vs. Virginia Tech (1/13/15)	10 by Elfrid Payton, Louisiana Lafayette (12/7/13)
5 or more blocked shots	9 by Anas Mahmoud vs. Albany (12/20/17)	5 by Isaiah Wilkins, Virginia (2/6/17)
5 or more steals	5 by Donovan Mitchell vs. Notre Dame (1/4/17)	5 by Armon Fletcher, Southern Illinois (12/7/16)

The Last Time a Team ...

	Louisville	Opponent
Scored 100 points	102-59 win over Bryant (12/11/17)	101-104 5OT loss to Notre Dame (2/9/13)
Scored less than 50 points	63-47 loss vs. Virginia (1/30/16)	84-42 victory over Southern Illinois (11/21/17)
Scored 60 points in a half	61 vs. Grand Canyon; 1st H of 111-63 win (12/5/15)	60 by Tulane; 2nd H of 109-96 win (1/18/90)
Scored under 20 points in a half	14 vs. Virginia; 1H of 63-47 loss (1/30/16)	18 by Southern Illinois 1H, 84-42 UL win (11/21/17)
Had a +20 Rebound Margin	22 (48-26) vs. Pittsburgh (1/24/17)	26 (57-31) by Kentucky (12/31/11)
Grabbed 60 or more rebounds	60 vs. Jacksonville State (11/17/14)	60 by George Mason (1/4/94)
Grabbed less than 25 rebounds	19 vs. Virginia (2/6/17)	22 by Kennesaw State (12/16/15)
Shot 60% or better from the field	.652 (30-46) vs. Pittsburgh (1/25/15)	.614 (43-70) by Charlotte (2/11/01)
Shot 30% or below from the field	.297 (19-64) vs. Old Dominion (11/23/16)	.266 (17-64) by Southern Illinois (11/21/17)
Shot 70% from the field for a half	.714 (20-28) vs. Pittsburgh in 1st H (1/24/17)	.765 (13-17) by Georgetown in 2nd H (1/31/11)
Made 5 or less free throws	4 vs. North Carolina (in 13 attempts, 2/22/17)	5 by Southern Illinois (in 9 attempts, 11/21/17)
Made 15 three-point goals	16 (in 30 attempts) vs. Rutgers (2/16/14)	17 by Virginia Tech (2/18/17)
Made No three-point goals	0 vs. Pittsburgh (2/11/15)	0 by Cal State Northridge (12/23/14)
Shot 60% from the three-point line	.667 (12-18) vs. Virginia Tech (1/27/16)	.654 (17-26) by Virginia Tech (2/18/17)
Handed out 25 or more assists	28 vs. UCF (12/31/13)	25 by Notre Dame (2/28/08)
Handed out 5 or less assists	1 vs. Kentucky (12/27/14)	4 by Pittsburgh (1/14/16)
Committed 25 or more turnovers	26 vs. West Virginia (1/31/09)	25 by FIU (12/5/14)
Committed 5 or fewer turnovers	3 vs. Virginia Tech (2/18/17)	2 by Virginia (2/7/15)
Blocked 10 or more shots	10 vs. Albany (12/20/17)	14 by Connecticut (3/4/06)
Had No Blocked Shots	0 vs. North Carolina A&T (3/21/13)	0 by Bryant (12/11/17)
Had 15 or more steals	16 vs. Savannah State (11/24/14)	19 by Rutgers (3/13/14)
Had No Steals	0 vs. Saint Louis (2/12/03)	0 by Saint Louis (3/22/14)

Louisville Top Efforts Last 17 Years*(Since 2001-02)***Longest winning streak (single-season):** 17 games (2002-03)**Longest winning streak (multiple-season span):** 21 games (last 16 G of 2012-13, first 5 G of 2013-14)**Longest conference winning streak:** 10, twice -- 2008-09 & 2012-13 seasons**Longest losing streak:** 4 games (2003-04)**Longest conference losing streak:** 4 games (2003-04)**Most points scored in a game:** 114 vs. Western Kentucky, 12-22-10 (UL 114, WKU 82)**Fewest points scored in a game:** 45 vs. Cleveland State, 11-26-14 (UL 45, CSU 33)**Most points allowed in a game:** 104 vs. Notre Dame, 2-9-13 (UND 104, UL 101, 5 ot)**Fewest Points Allowed in a Game:** 26 vs. Savannah State, 11-24-14 (UL 87, SSU 26)**Fewest Points Allowed in a Conference Game:** 31 vs. Rutgers, 3-13-14 (UL 92, RU 31)**Largest Margin of Victory:** 64 vs. Morehead St., 12-27-04 (UL 104, USA 40)**Largest Margin of Victory in a Conference Game:** 61 vs. Rutgers, 3-13-14 (UL 92, RU 31)**Largest losing margin:** 33 vs. Notre Dame, 2-12-09 (ND 90, UL 57)**Fewest points scored in a win:** 45 vs. Cleveland State, 11-26-14 (UL 45, CSU 33)**Most points allowed in a win:** 90 vs. Virginia Tech, 2-18-17 (UL 94, VT 90)**Most points scored in a loss:** 101 vs. Notre Dame, 2-9-13 (UND 104, UL 101, 5 ot)**Fewest points allowed in a loss:** 52 vs. Drexel, 12-14-10 (DU 52, UL 46); vs. Syracuse, 2-13-12 (SU 52, UL 51); vs. Virginia, 2-17-15 (UVA 52, UL 47)**Largest deficit overcome to win a game:** 20 vs. West Virginia, 3-26-05 (UL 18, WVU 38)**Largest lead given up in a loss:** 22 vs. Baylor, 11-25-16 (UL 32, BU 10)**Highest shooting percentage:** .652 vs. Pittsburgh, 1-25-15 (UL 80, Pitt 68)**Highest shooting percentage in a conference game:** .652 vs. Pittsburgh, 1-25-15 (UL 80, Pitt 68)**Lowest shooting percentage:** .268 vs. Western Kentucky, 11-30-08 (WKU 68, UL 54)**Lowest shooting percentage in a conference game:** .274 vs. Cincinnati, 1-19-02 (UL 50, UC 77)**Highest 3-point percentage:** .778 vs. Memphis, 2-4-04 (UL 58, UM 62)**Highest 3-point percentage in a conference game:** .778 vs. Memphis, 2-4-04 (UL 58, UM 62)**Lowest 3-point percentage:** .000 vs. Pittsburgh, 2-11-15 (UL 69, Pitt 56)**Lowest 3-point percentage in a conference game:** .000 vs. Pittsburgh, 2-11-15 (UL 69, Pitt 56)**Most three-pointers:** 22 vs. Hartford, 11-17-07 (UL 104, UH 69)**Free throws made:** 41 vs. Rutgers, 1-4-14 (UL 83, RU 76)**Most assists:** 34 vs. VMI, 12-23-04 (UL 107, VMI 56)**Most blocked shots:** 18 vs. Holy Cross, 12-7-03 (UL 56, HC 40)

ASSISTANT COACH TRENT JOHNSON

Trent Johnson, who has 36 years of coaching experience including 17 years as a head coach at four collegiate programs, has joined the UofL staff as an assistant coach on Oct. 11.



Johnson has guided men's basketball programs at Nevada (1999-2004), Stanford (2004-08), LSU (2008-2012) and TCU (2012-16). He has also served as a collegiate assistant coach at Utah (1986-89), Washington (1989-92), Rice (1992-96) and Stanford (1996-99), as well as an assistant at Boise High School (1980-85).

A former member of the National Association of Basketball Coaches Board of Directors, Johnson's teams made five NCAA Tournament appearances, including reaching the NCAA Sweet 16 at Nevada and Stanford. His teams made three trips to the National Invitation Tournament. Johnson has been honored as the conference coach of the year in three different leagues (2003 WAC, 2008 Pac-10 and 2009 SEC). He has a 276-264 career coaching record in his 16 collegiate seasons as a head coach.

His first of four years at TCU included a victory over No. 5 Kansas, one of four wins that season over teams that would participate in postseason tournaments. His 2013-14 TCU team opened the season 13-0 and rose to No. 25 in the AP Top 25.

Johnson guided LSU to a 27-8 overall record and the SEC regular-season championship in his first year with the Tigers in 2008-09, producing the third-most victories in a season in program history. Johnson's final LSU squad in 2011-12 posted an 18-15 overall record and an NIT first-round appearance.

Prior to LSU, Johnson became the only coach in program history to guide Stanford to the postseason in each of his first four seasons, advancing to the NCAA Tournament on three occasions and once in the NIT while compiling an 80-47 record. In 2007-08, Johnson guided the Cardinal to the NCAA Sweet 16 as a No. 3 seed before finishing with a 28-8 overall record. Johnson was productive with his first head coaching opportunity at Nevada in 1999, a five-year transformation that culminated in Johnson leading the Wolf Pack to a 25-9 record in 2003-04, which was a school-record victories; tying for the WAC regular season title; winning the WAC Tournament Championship; and reaching the program's first NCAA Sweet 16. Nevada posted NCAA victories over Michigan State and Gonzaga on its run before falling to eventual national runner-up Georgia Tech. Prior to his arrival, Nevada had made just two NCAA tournament appearances in school history and never won an NCAA tournament game.

Johnson played college basketball at Boise State (1974-78), where he ranks among the

school's career leaders with 1,115 points and 702 rebounds. In his sophomore season (1975-76), the Broncos won the Big Sky Tournament and advanced to the NCAA Tournament. He earned All-Big Sky honors as a senior. Following his collegiate career, Johnson played professionally for the Washington Lumberjacks of the Western Basketball League. He returned to Boise State after his playing days to complete his degree in physical education in 1986.

Johnson was born in Berkeley, Calif. He and his wife, Jackie, have two adult children: a daughter, Tinishia, and a son, Terry

ASSISTANT COACH R.J. EVANS

R.J. Evans, who has been a program assistant on the UofL men's basketball staff since May, was elevated to acting assistant coach for the Cardinals on Oct. 20.



Evans, who has earned two master's degrees, joined the UofL staff after working two years as a graduate assistant at the University of Texas under head coach Shaka Smart. Prior to his time in Austin, Evans was an assistant coach at Nichols College in Dudley, Mass. for one season (2014-15) as the Bison posted a 20-6 record and won the Commonwealth Coast Conference Regular Season Championship with a 17-1 mark.

Evans played basketball at the College of the Holy Cross, scoring over 1,200 career points in his three-plus seasons there. As a co-captain in his final season in 2011-12, Evans averaged 11.5 points, 4.8 rebounds, and 2.8 assists while earning recognition on the Patriot League Academic Honor Roll. He received a medical redshirt after missing most of the 2010-11 season with a sports hernia.

Evans played his final year as a graduate student at the University of Connecticut, where he helped the Huskies post a 20-10 record in 2012-13. He appeared in 27 games (three starts) and averaged 3.1 points and grabbing 25 steals. He faced Louisville once that season, grabbing two rebounds in seven minutes against the Cardinals in a 73-58 UofL victory in Hartford.

Evans played for four different coaches in his four collegiate seasons in Kevin Ollie at UConn and Ralph Willard, Sean Kearney and Milan Brown at Holy Cross. He played one year professionally for the Durham Wildcats in the United Kingdom. His sister Kastine played basketball at Kentucky.

Evans, who hails from Salem, Conn., earned a bachelor's degree in economics from Holy Cross in 2012, a master's degree in educational psychology from UConn in 2013, and a master's in kinesiology from Texas in 2017.

ASSISTANT COACH GREG PAULUS

Greg Paulus, who has worked on the basketball staffs at Ohio State and Navy a combined seven years, was named an assistant basketball coach at UofL on Oct. 19.



Paulus was an assistant coach for four seasons at Ohio State (2013-17) after serving as the program's video coordinator for two years (2011-13). During six years on the staff there, Ohio State produced a 147-66 record and participated in the NCAA Tournament on four occasions, including playing in two regional finals and reaching the 2012 Final Four. He helped the Buckeyes sign top 10 recruiting classes in 2014 and 2015 and was recognized by ESPN's Jeff Goodman as one of the nation's top assistant coaches in 2015. Paulus gained his start in coaching as an assistant at Navy for the 2010-11 season.

Paulus had a successful four-year playing career at Duke (2006-09), plus one year as the team captain and starting quarterback at Syracuse while pursuing a master's degree. A three-year starter and two-time captain for Duke, he played on three ACC Championship teams and four NCAA Tournament teams, helping Duke to a combined 112-28 record while leading the team in assists in 2006, 2007 and 2008.

As a freshman in 2006, Paulus was a member of the ACC All-Freshman first team, the ACC All-Tournament second team and a second-team freshman All-American while averaging 6.7 points and 5.2 assists. He is one of just four freshmen in ACC history to lead the league in assists. He scored 1,193 career points at Duke and ranks among the career top 10 in assists (468), three-point field goals (210) and three-point field goal percentage (.398).

Paulus spent the 2009-10 season at Syracuse, passing for 2,024 yards and 13 touchdowns in 12 games as the Orange posted a 4-8 record, matching the program's best record since the 2004 season. It was Paulus' first action on the football field since being named the 2005 Gatorade National High School Player of the Year. His 67.7 completion percentage (193-of-285) is a Syracuse single-season record.

A native of Syracuse, N.Y., Paulus earned ACC All-Academic Team accolades on three occasions and was a two-time third-team Academic All-American selection, graduating with a bachelor's degree in political science with a certificate in markets and management studies in 2009. He went on to obtain his master's degree in Television, Radio and Film from the S.I. Newhouse School of Public Communications at Syracuse in 2010, earning 2009 Big East All-Academic Team honors.

Paulus was named the Gatorade National High School Player of the Year in both football and basketball as a senior at Christian Brothers Academy. He and his wife Megan were married earlier this year.

O V.J. King

G/F 6-6 190 So. - 1L Cleveland, Ohio (Paul VI Catholic HS / Fairfax, Va.)



- Starter at shooting guard.
- Scored a season-high 17 points against Purdue and Memphis and tied his career-high with three assists against Memphis.
- Ranks fourth on the team in scoring with 9.2 points per game and is second on the team in three-point field goal percentage (.370).
- Collected a career-high three steals in the Cards' win against Indiana.
- 2017 All-ACC Academic Men's Basketball team selection.
- As a freshman, he led the team in free throw percentage (.821 46-of-56) and three-point field goal percentage (.421, 16-of-38; among players with over 20 attempts).
- Scored a career-high 24 points against Virginia last year, finishing 3-of-5 from behind the arc and connecting on 5-of-6 from the free throw line.
- Won two gold medals with USA Basketball in the 2013 FIBA Americas U16 Championship in Maldonado, Uruguay; and the 2014 FIBA U17 World Championship in Dubai.
- A McDonald's All-America selection, King averaged 22.9 points, 9.6 rebounds, 2.5 assists and 2.1 steals as a senior in leading Paul VI (20-11) in Fairfax, Va. to the Virginia Independent Schools Athletic Association Division I state championship game.
- His father Vincent King played professional basketball in foreign countries for 10 years after scoring 1,037 points in his collegiate career at Indiana University of Pennsylvania from 1988-92.
- Born Jan. 22, 1997 ... Major is sport administration.

O V.J. King		
Games With ...	Season	Career
Double-Figure scoring.....	7	14
5 or more rebounds.....	5	8
4 or more assists.....	0	0
A blocked shot.....	3	6
A steal.....	9	16
A three-pointer.....	12	22
20+ points.....	0	1

O V.J. King Season Highs

- Points..... 17 vs. Purdue (11/28)
vs. Memphis (12/16)
- Reb. 8 vs. Southern Illinois (11/21)
- Asst..... 3 vs. Bryant (12/11)
vs. Memphis (12/16)
- Blocks 1 (3 times) *latest:* vs. Clemson (1/6)
- Steals..... 3 vs. Indiana (12/9)
- FGM 6 vs. Seton Hall (12/3)
vs. Memphis (12/16)
- FGA 11 (3 times) *latest:* vs. Florida State (1/10)
- 3FGM 2 (5 times) *latest:* vs. Virginia Tech (1/13)
- 3FGA 5 vs. St. Francis (11/24)
vs. Boston College (1/21)
- FT..... 8 vs. Boston College (1/21)
- FTA..... 8 vs. Boston College (1/21)

O V.J. King Career Highs

- Points..... 24 vs. Virginia (2/6/17)
- Reb. 8 vs. Southern Illinois (11/21/17)
- Asst..... 3 (4 times) *latest:* vs. Memphis (12/16/17)
- Blocks 1 (6 times) *latest:* vs. Clemson (1/6/18)
- Steals..... 3 vs. Indiana (12/9/17)
- FGM 8 vs. Virginia (2/6/17)
- FGA 14 vs. Virginia (2/6/17)
- 3FGM 3 vs. William & Mary (11/14/16)
vs. Virginia (2/6/17)
- 3FGA 5 vs. Virginia (2/6/17)
vs. St. Francis (11/24/17)
- FT..... 8 vs. Boston College (1/21/18)
- FTA..... 8 (3 times) *latest:* vs. Boston College (1/21/18)

O V.J. King Game-by-Game

Opponent	Date	GS	Min	FG	FGA	Pct	3-Point			FT	FTA	Pct	Rebounds			Avg	PF	FO	A	TO	Blk	Stl	Pts	Avg
							FG	FGA	Pct				Off	Def	Tot									
GEORGE MASON	11/12/17	*	16	0	3	.000	0	1	.000	5	6	.833	1	0	1	1.0	2	0	0	1	0	1	5	5.0
OMAHA	11/17/17	*	28	3	9	.333	1	2	.500	1	2	.500	2	3	5	3.0	0	0	0	3	0	0	8	6.5
SOU ILLINOIS	11/21/17	*	25	2	10	.200	0	1	.000	0	0	.000	0	8	8	4.7	0	0	1	0	1	0	4	5.7
ST. FRANCIS	11/24/17	*	24	3	11	.273	2	5	.400	2	21	.000	1	1	2	4.0	2	0	0	4	0	0	10	6.8
at Purdue	11/28/17	*	30	5	11	.455	2	3	.667	5	6	.833	1	5	6	4.4	5	1	0	1	0	0	17	8.8
SETON HALL	12/3/17	*	24	6	8	.750	2	3	.667	0	1	.000	0	5	5	4.5	3	0	1	4	0	0	14	9.7
SIENA	12/6/17	*	15	3	7	.429	1	2	.500	0	0	.000	0	2	2	4.1	0	0	0	1	0	0	7	9.3
INDIANA	12/9/17	*	32	3	8	.375	0	2	.000	1	3	.333	2	0	2	3.9	1	0	0	2	0	3	7	9.0
BRYANT	12/11/17	*	24	3	7	.429	1	2	.500	0	0	.000	0	4	4	3.9	2	0	3	1	0	1	7	8.8
vs MEMPHIS	12/16/17	*	31	6	9	.667	2	4	.500	3	4	.750	1	2	3	3.8	1	0	3	1	1	0	17	9.6
ALBANY	12/20/17	*	26	2	8	.250	0	2	.000	2	4	.500	0	7	7	4.1	4	0	2	0	0	1	6	9.3
GRAND CANYON	12/23/17	*	19	2	6	.333	1	11	.000	2	4	.500	0	3	3	4.0	3	0	1	3	0	1	7	9.1
at Kentucky	12/29/17	*	24	5	10	.500	1	3	.333	1	11	.000	1	3	4	4.0	3	0	0	0	0	0	12	9.3
PITTSBURGH	1/2/18	*	28	2	7	.286	0	1	.000	1	2	.500	0	3	3	3.9	1	0	0	0	0	0	5	9.0
at Clemson	1/6/18	*	38	3	8	.375	0	1	.000	3	4	.750	1	2	3	3.9	2	0	1	4	1	1	9	9.0
at Florida State	1/10/18	*	24	3	11	.273	1	4	.250	0	0	.000	3	2	5	3.9	0	0	0	1	0	0	7	8.9
VIRGINIA TECH	1/13/18	*	33	5	9	.556	2	3	.667	4	6	.667	0	2	2	3.8	1	0	1	3	0	2	16	9.3
at Notre Dame	1/16/18	*	23	1	6	.167	0	1	.000	0	0	.000	1	2	3	3.8	1	0	0	2	0	1	2	8.9
BOSTON COLLEGE	1/21/18	*	27	3	10	.300	1	5	.200	8	81	.000	0	2	2	3.7	2	0	2	0	0	1	15	9.2

O V.J. King Statistics

Year	GP	GS	Min	Avg	FG	FGA	Pct	3FG	3FGA	Pct	FT	FTA	Pct	OReb	DReb	Reb	Avg	PF	FO	Ast	TO	Blk	Stl	Pts	Avg
2016-17	33	7	445	13.5	60	139	.432	16	38	.421	46	56	.821	17	51	68	2.1	25	0	16	22	3	7	182	5.5
2017-18	19	19	491	25.8	60	158	.380	17	46	.370	38	53	.717	14	56	70	3.7	33	1	15	31	3	12	175	9.2
TOTAL	52	26	936	18.0	120	297	.404	33	84	.393	84	109	.771	31	107	138	2.7	58	1	31	53	6	19	357	6.9

1 Lance Thomas

F 6-8 220 Fr. - HS Norcross, Ga. (Norcross HS)

- Scored a career-high 10 points and pulled down a career-high seven rebounds against Bryant in his most extensive action of the season.
- Made his first appearance of the season against Southern Illinois and contributed five points and three rebounds in seven minutes (2-of-3 FG). He has played in eight games this year.
- Averaged 9.7 points, 8.8 rebounds and 2.6 blocked shots as a senior in helping Norcross post a 26-6 record as the runner-up in the Georgia Class 7A state championship. He scored 13 points in the state title game.
- A first-team All-Region 7 selection as a junior and senior, a second team Atlanta Tipoff Club All-Metro Atlanta choice and an all-county pick.
- His Norcross High School teammate Jordan Goldwire is a freshman at Duke.
- Born Jan. 18, 1999 ... Major is business.



1 Lance Thomas		
Games With ...	Season	Career
Double-Figure scoring.....	1	1
5 or more rebounds.....	1	1
4 or more assists.....	0	0
A blocked shot.....	2	2
A steal.....	2	2
A three-pointer.....	2	2
20+ points.....	0	0

1 Lance Thomas Season/Career Highs

- Points..... 10 vs. Bryant (12/11)
- Reb. 7 vs. Bryant (12/11)
- Asst..... none
- Blocks 1 vs. Bryant (12/11)
vs. Kentucky (12/29)
- Steals 1 vs. Bryant (12/11)
vs. Kentucky (12/29)
- FGM 4 vs. Bryant (12/11)
- FGA 5 vs. Bryant (12/11)
- 3FGM 1 vs. Southern Illinois (11/21)
vs. Pittsburgh (1/3)
- 3FGA 2 vs. Southern Illinois (11/21)
- FT 2 vs. Siena (12/6)
vs. Bryant (12/11)
- FTA..... 4 vs. Bryant (12/11)

1 Lance Thomas Game-by-Game

Opponent	Date	GS	Min	FG	FGA	Pct	3-Point			Rebounds			Avg PF	FO	A	TO	Blk	Stl	Pts	Avg			
							Pct	FG	FGA	Pct	FT	FTA									Pct	Off	Def
GEORGE MASON	11/12/17		DNP																				
OMAHA	11/17/17		DNP																				
SOU ILLINOIS	11/21/17	7	23	7	23	.667	1	2	.500	0	0	.000	0	3	3	3.0	0	0	0	0	5	5.0	
ST. FRANCIS	11/24/17	2	0	2	0	.000	0	0	.000	0	0	.000	0	1	1	2.0	0	0	0	0	0	2.5	
at Purdue	11/28/17	1	0	1	0	.000	0	1	.000	0	0	.000	0	0	0	1.3	0	0	0	0	0	1.7	
SETON HALL	12/3/17		DNP																				
SIENA	12/6/17	6	0	6	0	.000	0	0	.000	2	21	.000	0	0	0	1.0	0	0	0	0	2	1.8	
INDIANA	12/9/17		DNP																				
BRYANT	12/11/17	10	4	10	4	.800	0	1	.000	2	4	.500	2	5	7	2.2	2	0	0	0	1	11	3.4
INDIANA	12/9/17		DNP																				
vs MEMPHIS	12/16/17		DNP																				
ALBANY	12/20/17		DNP																				
GRAND CANYON	12/23/17		DNP																				
at Kentucky	12/29/17	5	0	5	0	.000	0	1	.000	0	0	.000	0	0	0	1.8	3	0	0	0	1	1	2.8
PITTSBURGH	1/2/18	4	1	4	1	11.000	1	11.000	0	0	.000	0	2	2	1.9	0	0	0	0	0	3	2.9	
at Clemson	1/6/18		DNP																				
at Florida State	1/10/18		DNP																				
VIRGINIA TECH	1/13/18		DNP																				
at Notre Dame	1/16/18		DNP																				
BOSTON COLLEGE	1/21/18	1	0	1	0	.000	0	0	.000	0	0	.000	0	0	0	1.6	0	0	0	1	0	0	2.5

1 Lance Thomas Statistics

Year	GP	GS	Min	Avg	FG	FGA	Pct	3FG	3FGA	Pct	FT	FTA	Pct	OReb	DReb	Reb	Avg	PF	FO	Ast	TO	Blk	Stl	Pts	Avg
2017-18	8	0	36	4.5	7	11	.636	2	6	.333	4	6	.667	2	11	13	1.6	5	0	0	1	2	2	20	2.5
TOTAL	8	0	36	4.5	7	11	.636	2	6	.333	4	6	.667	2	11	13	1.6	5	0	0	1	2	2	20	2.5

3 Jo Griffin

G 6-1 175 Fr. - HS Crestwood, Ky. (South Oldham HS)

■ Walk-on sprained his ankle in practice on Nov. 6 and missed the first five games. He returned to limited practice with the team on Nov. 23 and saw his first action against Siena.


■ Averaged 21.4 points, 4.5 rebounds and 4.3 assists as a senior last season at South Oldham as the Dragons posted a 26-6 record and reached the Eighth Region semifinals.

■ Honored as the 2017 Eighth Region Player of the Year, was a finalist for Kentucky's Mr. Basketball, a third team all-state honoree and was a three-time all-district selection.

■ No. 2 all-time scorer for South Oldham with 1,233 career points in three seasons.

■ His brother Michael is a junior guard at Thomas More College. His father Jeff is the principal at South Oldham and played basketball for Oldham County HS, leading them to the 1985 Kentucky Sweet 16. His father also played collegiate basketball at Morehead State and Transylvania. His uncles Tim and Jim Griffin played basketball at Kentucky Wesleyan.

■ Born March 1, 1999 ... Major is sport exercise science.



3 Jo Griffin		
Games With ...	Season	Career
Double-Figure scoring.....	0	0
5 or more rebounds.....	0	0
4 or more assists.....	0	0
A blocked shot.....	0	0
A steal.....	0	0
A three-pointer.....	0	0
20+ points.....	0	0

3 Jo Griffin Season/Career Highs

Points..... none
 Reb..... none
 Asst..... 1 vs. Bryant (12/11)
 Blocks..... none
 Steals..... none
 FGM..... none
 FGA..... 1 vs. Bryant (12/11)
 3FGM..... none
 3FGA..... 1 vs. Bryant (12/11)
 FT..... none
 FTA..... none

3 Jo Griffin Game-by-Game

Opponent	Date	GS	Min	FG	FGA	Pct	3-Point			Rebounds			Avg PF	FO	A	TO	Blk	Stl	Pts	Avg		
							FG	FGA	Pct	FT	FTA	Pct									Off	Def
SIENA	12/6/17	5	0	0	.000	0	0	.000	0	0	.000	0	0	0	0.0	1	0	0	0	0	0.0	
BRYANT	12/11/17	6	0	1	.000	0	1	.000	0	0	.000	0	0	0	0.0	0	0	1	1	0	0	0.0
PITTSBURGH	1/2/18	3	0	0	.000	0	0	.000	0	0	.000	0	0	0	0.0	1	0	0	0	0	0	0.0

3 Jo Griffin Statistics

Year	GP	GS	Min	Avg	FG	FGA	Pct	3FG	3FGA	Pct	FT	FTA	Pct	OReb	DReb	Reb	Avg	PF	FO	Ast	TO	Blk	Stl	Pts	Avg
2017-18	3	0	14	4.7	0	1	.000	0	1	.000	0	0	.000	0	0	0	0.0	2	0	1	1	0	0	0	0.0
TOTAL	3	0	14	4.7	0	1	.000	0	1	.000	0	0	.000	0	0	0	0.0	2	0	1	1	0	0	0	0.0

12 Jacob Redding

G 6-0 165 Fr. - HS Ft. Wayne, Ind. (Carroll HS)

■ Walk-on guard made his first appearance of the season against Southern Illinois and scored six points in three minutes, burying a pair of three-pointers. He has made all four of his field goal attempts this season.

■ Averaged 16.5 points, 2.9 rebounds and 2.6 assists as a senior at Carroll High School. He connected on 45 percent of his three-point attempts and 92.4 percent of his free throws.

■ Scored 1,099 career points and made 161 three-pointers in his high school career at Carroll. He helped Carroll achieved a combined 68-21 record in three seasons.

■ Also ran cross country at Carroll.

■ Played with fellow UofL freshman Malik Williams on the Legit Basketball AAU team.

■ His father Mark is the girls basketball coach at Carroll High School. He played basketball at Danville (Ill.) Community College. His mother Holly ran track and cross country at Anderson (Ind.) University.

■ Born Sept. 15, 1997 ... Major is secondary education.



12 Jacob Redding		
Games With ...	Season	Career
Double-Figure scoring.....	0	0
5 or more rebounds.....	0	0
4 or more assists.....	0	0
A blocked shot.....	0	0
A steal.....	0	0
A three-pointer.....	2	2
20+ points.....	0	0

12 Jacob Redding Season/Career Highs

Points..... 6 vs. Southern Illinois (11/21)
 Reb..... none
 Asst..... none
 Blocks..... none
 Steals..... none
 FGM..... 2 vs. Southern Illinois (11/21)
 FGA..... 2 vs. Southern Illinois (11/21)
 3FGM..... 2 vs. Southern Illinois (11/21)
 3FGA..... 2 vs. Southern Illinois (11/21)
 FT..... 2 vs. Bryant (12/11)
 FTA..... 2 vs. Bryant (12/11)

12 Jacob Redding Game-by-Game

Opponent	Date	GS	Min	FG	FGA	Pct	3-Point			Rebounds			Avg PF	FO	A	TO	Blk	Stl	Pts	Avg		
							FG	FGA	Pct	FT	FTA	Pct									Off	Def
SOU ILLINOIS	11/21/17	3	2	2	1.000	2	2	1.000	0	0	.000	0	0	0	0.0	0	0	0	0	0	6	6.0
SIENA	12/6/17	2	1	1	1.000	0	0	.000	0	0	.000	0	0	0	0.0	0	0	0	0	0	2	4.0
BRYANT	12/11/17	4	1	1	1.000	1	1	1.000	2	2	1.000	0	0	0	0.0	0	0	0	0	0	5	4.3

12 Jacob Redding Statistics

Year	GP	GS	Min	Avg	FG	FGA	Pct	3FG	3FGA	Pct	FT	FTA	Pct	OReb	DReb	Reb	Avg	PF	FO	Ast	TO	Blk	Stl	Pts	Avg
2017-18	3	0	9	3.0	4	4	1.000	3	3	1.000	2	2	1.000	0	0	0	0.0	0	0	0	0	0	0	13	4.3
TOTAL	3	0	9	3.0	4	4	1.000	3	3	1.000	2	2	1.000	0	0	0	0.0	0	0	0	0	0	0	13	4.3

4 Quentin Snider

G 6-2 175 Sr. - 3L Louisville, Ky. (Ballard HS)



■ Tri-captain is in his third year starting at point guard. He has scored in double figures in 13 games this season, including 11 of the last 14.

■ Preseason All-ACC second team selection.

■ Scored his 1,000th career point with his first basket against Notre Dame on Jan. 16 to become the Cardinals' 68th career 1,000-point scorer (1,027 career points to date, No. 66 at UofL).

■ Averaging 14.8 points in the last 13 games while shooting 44.9 percent (22-of-49) from behind the arc along with 55 assists and 22 turnovers. He scored a season-high 22 points against Notre Dame.

■ Ranks fourth in the ACC and is 62nd in the nation in assists-to-turnovers ratio (2.47). He is 11th in the ACC in assists (4.2) and is fourth in league only statistics (4.67).

■ Tied a career-high with 22 points against Notre Dame while also dishing out a season-high seven assists.

■ Has made 10-of-25 three-point goals in ACC games for 40 percent.

■ Has knocked down 52 of his last 58 free throws over the last 14 games. He is fifth in the ACC and 43rd in the nation in free throw percentage (.875). He buried a career-best eight free throws against Virginia Tech, going 8-of-8 from the line.

■ Pulled down a career-high seven rebounds against Seton Hall while scoring 15 points.

■ The Cardinals' leading returning scorer for the third straight year, averaging 12.4 points and 4.1 assists (8th in the ACC) a year ago.

■ Three-time 2017 All-ACC Academic Men's Basketball team selection.

■ Last season, was second in the ACC in assists-to-turnovers ratio (2.74; 22nd in the NCAA). He was eighth in the ACC in assists (4.1).

■ Hit 30-of-63 three-pointers in his 11 ACC games last season (.476).

■ Honored as Kentucky's Mr. Basketball as a senior, Snider is the career leader in scoring and assists (633) at Ballard. His 2,442 points passed Allan Houston and DeJuan Wheat. His 371 three-pointers rank third in state history.

■ Born Feb. 14, 1995 ... Major is communication.

4 Quentin Snider

Games With ...	Season	Career
Double-Figure scoring.....	13	50
6 or more rebounds.....	2	4
4 or more assists.....	12	50
A blocked shot.....	0	1
A steal.....	12	46
A three-pointer.....	15	71
20+ points.....	1	5

4 Quentin Snider Season Highs

Points..... 22 vs. Notre Dame (1/16)
 Reb. 7 vs. Seton Hall (12/3)
 Asst..... 7 vs. Notre Dame (1/16)
 Blocks none
 Steals 2 vs. Clemson (1/6)
 FGM 7 vs. Pittsburgh (1/2)
 vs. Notre Dame (1/16)
 FGA 16 vs. Seton Hall (12/3)
 3FGM 4 vs. Bryant (12/11)
 3FGA 7 vs. Seton Hall (12/3)
 FT 8 vs. Virginia Tech (1/13)
 FTA 8 vs. Virginia Tech (1/13)

4 Quentin Snider Career Highs

Points..... 22 vs. Kentucky (12/21/16)
 vs. Pittsburgh (1/11/17)
 vs. Notre Dame (1/16/18)
 Reb. 7 vs. Seton Hall (12/3/17)
 Asst..... 8 vs. Grand Canyon (12/5/15)
 vs. Kennesaw St. (12/16/15)
 Blocks 1 vs. Michigan State (3/29/15)
 Steals 3 (3 times) *latest:* vs. Duke (1/14/17)
 FGM 10 vs. Kentucky (12/21/16)
 FGA 19 vs. Kentucky (12/21/16)
 3FGM 4 (5 times) *latest:* vs. Bryant (12/11/17)
 3FGA 9 (3 times) *latest:* vs. Syracuse (2/18/17)
 FT 8 vs. Virginia Tech (1/13/18)
 FTA 11 vs. Old Dominion (11/23/16)

4 Quentin Snider Game-by-Game


Opponent	Date	GS	Min	FG	FGA	3-Point			Rebounds			PF	FO	A	TO	Blk	Stl	Pts	Avg					
						Pct	FG	FGA	Pct	FT	FTA									Pct	Off	Def	Tot	
GEORGE MASON	11/12/17	*	37	4	11	.364	1	6	.167	1	2	.500	0	6	6	6.0	1	0	3	2	0	0	10	10.0
OMAHA	11/17/17	*	29	2	9	.222	1	5	.200	2	21	.000	2	0	2	4.0	1	0	4	2	0	1	7	8.5
SOU ILLINOIS	11/21/17	*	26	2	8	.250	1	4	.250	0	0	.000	0	2	2	3.3	0	0	3	0	0	0	5	7.3
ST. FRANCIS	11/24/17	*	36	4	10	.400	2	6	.333	1	2	.500	0	2	2	3.0	1	0	6	1	0	1	11	8.3
at Purdue	11/28/17	*	39	1	6	.167	1	4	.250	0	0	.000	1	4	5	3.4	2	0	6	4	0	0	3	7.2
SETON HALL	12/3/17	*	37	6	16	.375	1	7	.143	2	21	.000	2	5	7	4.0	0	0	2	1	0	1	15	8.5
SIENA	12/6/17	*	30	4	7	.571	2	3	.667	6	61	.000	0	2	2	3.7	2	0	2	1	0	1	16	9.6
INDIANA	12/9/17	*	33	4	10	.400	0	3	.000	5	51	.000	0	2	2	3.5	1	0	5	1	0	0	13	10.0
BRYANT	12/11/17	*	22	6	8	.750	4	6	.667	1	2	.500	0	4	4	3.6	1	0	2	0	0	0	17	10.8
vs MEMPHIS	12/16/17	*	33	6	10	.600	3	4	.750	4	41	.000	0	3	3	3.5	3	0	5	3	0	1	19	11.6
ALBANY	12/20/17	*	34	5	7	.714	3	4	.750	6	7	.857	0	1	1	3.3	2	0	4	0	0	0	19	12.3
GRAND CANYON	12/23/17	*	32	4	10	.400	0	2	.000	4	41	.000	2	1	3	3.3	1	0	5	2	0	1	12	12.3
at Kentucky	12/29/17	*	29	3	11	.273	0	2	.000	1	11	.000	0	3	3	3.2	1	0	4	0	0	0	7	11.8
PITTSBURGH	1/2/18	*	27	7	13	.538	2	5	.400	3	4	.750	2	1	3	3.2	2	0	4	0	0	1	19	12.4
at Clemson	1/6/18	*	41	5	9	.556	1	3	.333	2	21	.000	1	3	4	3.3	2	0	5	4	0	2	13	12.4
at Florida State	1/10/18	*	38	3	9	.333	2	4	.500	1	3	.333	0	2	2	3.2	0	0	6	2	0	1	9	12.2
VIRGINIA TECH	1/13/18	*	34	4	8	.500	3	6	.500	8	81	.000	0	2	2	3.1	1	0	3	3	0	1	19	12.6
at Notre Dame	1/16/18	*	45	7	12	.583	2	5	.400	6	61	.000	0	3	3	3.1	1	0	7	3	0	1	22	13.1
BOSTON COLLEGE	1/21/18	*	30	2	8	.250	0	2	.000	3	4	.750	0	4	4	3.2	1	0	3	3	0	1	7	12.8

4 Quentin Snider Statistics

Year	GP	GS	Min	Avg	FG	FGA	Pct	3FG	3FGA	Pct	FT	FTA	Pct	OReb	DReb	Reb	Avg	PF	FO	Ast	TO	Blk	Stl	Pts	Avg
2014-15	36	10	589	16.4	53	152	.349	19	67	.284	21	38	.553	9	49	58	1.6	43	0	47	29	1	11	146	4.1
2015-16	31	24	861	27.8	103	256	.402	40	99	.404	45	60	.750	23	47	70	2.3	60	1	109	40	0	25	291	9.4
2016-17	28	28	877	31.3	116	301	.385	56	150	.373	59	82	.720	22	53	75	2.7	43	0	115	42	0	17	347	12.4
2017-18	19	19	632	33.3	79	182	.434	29	81	.358	56	64	.875	10	50	60	3.2	23	0	79	32	0	13	243	12.8
TOTAL	114	81	2959	26.0	351	891	.394	144	397	.363	181	244	.742	64	199	263	2.3	169	1	350	143	1	66	1027	9.0

5 Malik Williams

F/C 6-11 225 Fr. - HS Ft. Wayne, Ind. (Snider HS)



- Has started seven games, including the last six.
- Scored a season-best 10 points against Boston College, knocking down his two shots from behind the arc while pulling five rebounds.
- Started vs. Omaha and produced eight points, four rebounds and three blocked shots. Earned his second career start against Pittsburgh and finished with eight points and five rebounds.
- Pulled down a career-high six rebounds against Bryant.
- Power forward/center with good shooting range.
- Averaged 23.6 points, 11.8 rebounds, 3.9 blocked shots and buried 44 three-pointers as a senior in leading Snider High School to a 17-7 record and the school's first Summit Athletic Conference championship since 2009. Snider advanced to the 4A sectional final before falling to eventual state runner-up North Side.
- Career rebounding and blocked shots leader for Snider.
- A first-team all-state choice, All-Summit Athletic Conference selection as a junior and senior and was one of four finalists for Indiana's Mr. Basketball.
- Born Aug. 26, 1998 ... Major is business.

5 Malik Williams

Games With ...	Season	Career
Double-Figure scoring.....	1	1
5 or more rebounds.....	4	4
4 or more assists.....	0	0
A blocked shot.....	6	6
A steal.....	5	5
A three-pointer.....	6	6
20+ points.....	0	0

5 Malik Williams Season/Career Highs

- Points..... 10 vs. Boston College (1/21)
- Reb..... 6 vs. Bryant (12/11)
- Asst..... 2 vs. Omaha (11/17)
- Blocks..... 3 vs. Omaha (11/17)
- Steals..... 1 (4 times) *latest:* vs. Boston College (1/21)
- FGM..... 3 (4 times) *latest:* vs. Boston College (1/21)
- FGA..... 8 vs. Kentucky (12/29)
vs. Pittsburgh (1/2)
- 3FGM..... 3 vs. Indiana (12/9)
- 3FGA..... 4 vs. Indiana (12/9)
vs. Kentucky (12/29)
- FT..... 2 (3 times) *latest:* vs. Boston College (1/21)
- FTA..... 3 vs. Boston College (1/21)

5 Malik Williams Game-by-Game

Opponent	Date	GS	Min	FG	FGA	Pct	3-Point			Rebounds			Avg	PF	FO	A	TO	Blk	Stl	Pts	Avg		
							FG	FGA	Pct	FT	FTA	Pct										Off	Def
GEORGE MASON	11/12/17		4	0	0	.000	0	0	.000	2	21.000	1	0	1	1.0	1	0	0	0	0	2	2.0	
OMAHA	11/17/17	*	19	3	7	.429	1	3	.333	1	11.000	0	4	4	2.5	2	0	2	3	0	8	5.0	
SOU ILLINOIS	11/21/17		14	1	3	.333	0	2	.000	0	0.000	0	3	3	2.7	0	0	0	0	1	0	4.0	
ST. FRANCIS	11/24/17		DNP																				
at Purdue	11/28/17		10	0	4	.000	0	3	.000	0	0.000	1	1	2	2.5	2	0	0	0	0	0	3.0	
SETON HALL	12/3/17		12	1	3	.333	1	3	.333	0	0.000	0	3	3	2.6	1	0	0	0	0	3	3.0	
SIENA	12/6/17		11	2	4	.500	1	11.000	0	0.000	1	3	4	2.8	1	0	0	1	1	1	5	3.3	
INDIANA	12/9/17		12	3	4	.750	3	4	.750	0	0.000	0	4	4	3.0	1	0	0	0	0	9	4.1	
BRYANT	12/11/17		19	2	4	.500	0	1	.000	0	0.000	4	2	6	3.4	1	0	0	1	0	1	4	4.1
vs MEMPHIS	12/16/17		6	0	1	.000	0	0	.000	0	0.000	1	0	1	3.1	2	0	0	0	1	0	0	3.7
ALBANY	12/20/17		6	0	1	.000	0	0	.000	0	0.000	0	4	4	3.2	0	0	0	1	0	0	0	3.3
GRAND CANYON	12/23/17		6	0	2	.000	0	2	.000	0	0.000	0	0	0	2.9	1	0	0	0	0	0	0	3.0
at Kentucky	12/29/17		15	3	8	.375	1	4	.250	1	2.500	2	3	5	3.1	2	0	0	1	1	0	8	3.4
PITTSBURGH	1/2/18	*	15	4	8	.500	0	3	.000	0	0.000	2	3	5	3.2	0	0	0	1	1	0	8	3.8
at Clemson	1/6/18	*	8	0	2	.000	0	1	.000	0	0.000	0	2	2	3.1	0	0	0	1	0	0	0	3.5
at Florida State	1/10/18	*	14	2	5	.400	1	2	.500	0	0.000	1	2	3	3.1	1	0	0	1	0	1	5	3.6
VIRGINIA TECH	1/13/18	*	14	1	4	.250	1	3	.333	0	0.000	0	1	1	3.0	1	0	2	2	0	2	3	3.6
at Notre Dame	1/16/18	*	11	0	1	.000	0	1	.000	2	21.000	1	2	3	3.0	0	0	0	0	0	0	2	3.5
BOSTON COLLEGE	1/21/18	*	18	3	5	.600	2	21.000	2	3	.667	3	2	5	3.1	2	0	0	0	0	1	10	3.8

5 Malik Williams Statistics

Year	GP	GS	Min	Avg	FG	FGA	Pct	3FG	3FGA	Pct	FT	FTA	Pct	OReb	DReb	Reb	Avg	PF	FO	Ast	TO	Blk	Stl	Pts	Avg
2017-18	18	7	213	11.8	25	66	.379	11	35	.314	8	10	.800	17	39	56	3.1	18	0	4	11	8	6	69	3.8
TOTAL	18	7	213	11.8	25	66	.379	11	35	.314	8	10	.800	17	39	56	3.1	18	0	4	11	8	6	69	3.8

13 Ray Spalding

F 6-10 225 Jr. - 2L Louisville, Ky. (Trinity HS)



■ Starter at power forward is UofL's leader in rebounding (9.3, fourth in the ACC and 34th nationally) and steals (1.63 tied for seventh in the ACC).

■ Needs 15 points for 600 in his career and needs five rebounds for 500 career rebounds.

■ Has averaged 13.5 points and 9.8 rebounds with 12 total steals over the last eight games.

■ Scored a career-high 23 points and pulled down 12 rebounds in the Cards' win over Notre Dame, his eight double-double of the season and 10th of his career.

■ Pulled down a career-high 16 rebounds against Grand Canyon along with two blocks and three steals.

■ Totaled 16 points and 14 rebounds at Clemson.

■ Has pulled down at least eight rebounds in 12 of the last 16 games.

■ Second in the ACC in offensive rebounds (3.53 per game, 15th in the nation) and he is seventh in the ACC in blocked shots (2.00).

■ Has improved his free throw percentage to 69.6 percent this season, up from 54.5 last year.

■ Recorded his second consecutive double-double with 10 points and a career-high 14 rebounds against Indiana. Also tied a career-high with five blocks in the game.

■ Added 10+ pounds of muscle to his frame from a year ago.

■ Two-time 2017 All-ACC Academic team selection.

■ His 7-6 wingspan aids him in leading the team in deflections in nearly every practice.

■ Started five games at power forward as a sophomore and was one of three Cardinals to play in all 34 games.

■ Two-time first team all-state selection who led Trinity to a 24-6 record as a senior and a 118-21 record in his 4 years.

■ His uncle Manuel Forrest played for Louisville (1981-82, 1983-85), who averaged 12.8 points and 5.0 rebounds his senior year with the Cardinals.

■ Born March 11, 1997 ... Major is communication.

13 Ray Spalding

Games With ...	Season	Career
Double-Figure scoring....	12	24
6 or more rebounds	16	39
4 or more assists	0	0
A blocked shot	14	44
A steal	17	52
A three-pointer	3	4
20+ points	2	2

13 Ray Spalding Season Highs

Points..... 23 vs. Notre Dame (1/16)
 Reb. 16 vs. Grand Canyon (12/23)
 Asst..... 3 vs. Bryant (12/11)
 Blocks 5 (3 times) *latest*: vs. Memphis (12/16)
 Steals 4 vs. Siena (12/6)
 FGM 10 vs. Notre Dame (1/16)
 FGA 18 vs. Omaha (11/17)
 3FGM 1 (3 times) *latest*: vs. Indiana (12/9)
 3FGA 2 vs. Indiana (12/9)
 FT..... 6 vs. Pittsburgh (1/2)
 FTA..... 10 vs. Pittsburgh (1/2)

13 Ray Spalding Career Highs

Points..... 23 vs. Notre Dame (1/16/18)
 Reb. 16 vs. Grand Canyon (12/23/17)
 Asst..... 3 (4 times) *latest*: vs. Bryant (12/11/17)
 Blocks 5 (3 times) *latest*: vs. Memphis (12/16/17)
 Steals 4 vs. North Florida (11/21/15)
 vs. Siena (12/6/17)
 FGM 10 vs. Notre Dame (1/16/18)
 FGA 18 vs. Omaha (11/17/17)
 3FGM 1 (4 times) *latest*: vs. Indiana (12/9/17)
 3FGA 2 vs. Purdue (11/28/17)
 vs. Indiana (12/9/17)
 FT..... 6 vs. Pittsburgh (1/2/18)
 FTA..... 10 vs. Pittsburgh (1/2/18)

13 Ray Spalding Game-by-Game

Opponent	Date	GS	Min	FG	FGA	Pct	3-Point			FT	FTA	Pct	Rebounds			Avg	PF	FO	A	TO	Blk	Stl	Pts	Avg
							FG	FGA	Pct				Off	Def	Tot									
GEORGE MASON	11/12/17	*	29	1	6	.167	0	1	.000	0	0	.000	3	4	7	7.0	5	1	3	1	3	2	2.0	
OMAHA	11/17/17	*	27	9	18	.500	1	11	.000	0	0	.000	6	5	11	9.0	2	0	2	2	3	2	19.0	
SOU ILLINOIS	11/21/17	*	16	3	7	.429	0	1	.000	2	21	.000	3	3	6	8.0	3	0	1	1	0	0	8.9	
ST. FRANCIS	11/24/17	*	26	8	10	.800	0	0	.000	3	4	.750	6	7	13	9.3	2	0	1	3	5	1	19.2	
at Purdue	11/28/17	*	30	3	10	.300	1	2	.500	1	2	.500	2	7	9	9.2	4	0	0	2	0	3	8.1	
SETON HALL	12/3/17	*	17	1	5	.200	0	1	.000	0	0	.000	2	6	8	9.0	3	0	1	4	0	1	2.9	
SIENA	12/6/17	*	23	3	6	.500	0	0	.000	4	5	.800	2	8	10	9.1	4	0	2	1	4	4	9.7	
INDIANA	12/9/17	*	30	4	8	.500	1	2	.500	1	2	.500	6	8	14	9.8	3	0	2	0	5	0	9.8	
BRYANT	12/11/17	*	24	4	8	.500	0	1	.000	3	4	.750	3	6	9	9.7	2	0	3	0	2	3	11.9	
vs MEMPHIS	12/16/17	*	34	4	9	.444	0	0	.000	4	41	.000	3	6	9	9.6	4	0	1	2	5	1	12.0	
ALBANY	12/20/17	*	16	3	4	.750	0	0	.000	1	2	.500	1	2	3	9.0	4	0	0	2	1	1	7.9	
GRAND CANYON	12/23/17	*	36	8	13	.615	0	1	.000	5	9	.556	6	10	16	9.6	2	0	1	1	2	3	21.0	
at Kentucky	12/29/17	*	28	6	11	.545	0	0	.000	0	1	.000	6	5	11	9.7	3	0	1	2	1	1	12.0	
PITTSBURGH	1/2/18	*	16	2	5	.400	0	1	.000	6	10	.600	1	2	3	9.2	3	0	2	0	0	2	10.8	
at Clemson	1/6/18	*	29	8	16	.500	0	1	.000	0	0	.000	4	10	14	9.5	5	1	1	2	2	1	16.1	
at Florida State	1/10/18	*	29	6	12	.500	0	1	.000	3	4	.750	5	1	6	9.3	3	0	1	0	2	2	15.4	
VIRGINIA TECH	1/13/18	*	16	2	4	.500	0	0	.000	2	21	.000	3	2	5	9.1	4	0	1	3	4	0	6.1	
at Notre Dame	1/16/18	*	47	10	16	.625	0	0	.000	3	31	.000	5	7	12	9.2	4	0	2	3	0	2	23.1	
BOSTON COLLEGE	1/21/18	*	25	2	5	.400	0	0	.000	1	2	.500	0	11	11	9.3	3	0	1	3	1	1	5.1	

13 Ray Spalding Statistics

Year	GP	GS	Min	Avg	FG	FGA	Pct	3FG	3FGA	Pct	FT	FTA	Pct	OReb	DReb	Reb	Avg	PF	FO	Ast	TO	Blk	Stl	Pts	Avg
2015-16	30	6	525	17.5	70	125	.560	1	3	.333	28	56	.500	50	80	130	4.3	66	0	16	27	20	28	169	5.6
2016-17	34	8	653	19.2	79	134	.590	0	3	.000	42	77	.545	65	123	188	5.5	88	3	27	43	29	22	200	5.9
2017-18	19	19	498	26.2	87	173	.503	3	13	.231	39	56	.696	67	110	177	9.3	63	2	24	34	38	31	216	11.4
TOTAL	83	33	1676	20.2	236	432	.546	4	19	.211	109	189	.577	182	313	495	6.0	217	5	67	104	87	81	585	7.0

14 Anas Mahmoud

F/C 7-0 230 Sr. - 3L Cairo, Egypt (West Oaks Academy / Orlando, Fla.)



■ Ranks fourth in the nation and leads the ACC in blocked shots, averaging 3.53 blocks a game. His nine blocks against Siena and Albany were career-highs.

■ Three of his four blocked shots at Notre Dame came in the two overtime periods as UofL claimed the road victory.

■ Has blocked a shot in 71 career games and in 17 games this season,

including nine against Siena and Albany. He ranks fifth in career blocks at UofL with 181. He is second among current ACC players in career blocked shots (leader is Georgia Tech's Ben Lammers) and 11th among active NCAA Division I players.

■ Contributed eight points, six rebounds and four blocked shots at Florida State, rejecting three shots in the final 1:26 of the game.

■ Was one block away from a triple-double against Siena, tying a career-high with 17 points and adding a career-high 13 rebounds and nine blocks. Also tied a career-high with 17 points against Bryant.

■ Tri-captain was a 2017 All-ACC Academic Men's Basketball team selection.

■ Last season was second in the ACC and 38th in the nation in blocked shots (2.10 bpg).

■ Blocked a shot in 29 of his 31 games as a junior. He blocked six shots in a game twice in 2016-17 (vs. Wichita State, Notre Dame).

■ Came to the United States in September 2013 for his senior year at West Oaks. He began playing basketball on club teams in Egypt when he was 12 and played later with Egyptian national teams.

■ Speaks four languages: English, Arabic, French and German.

■ Born May 5, 1995 ... Major is sport administration.

14 Anas Mahmoud

Games With ...	Season	Career
Double-Figure scoring.....	6	13
6 or more rebounds.....	10	20
4 or more assists.....	0	0
A blocked shot.....	17	71
A steal.....	14	40
A three-pointer.....	0	0
20+ points.....	0	0

14 Anas Mahmoud Season Highs

Points..... 17 vs. Siena (12/6)
vs. Bryant (12/11)
Reb..... 13 vs. Siena (12/6)
Asst..... 2 (4 times) *latest*: vs. Florida State (1/10)
Blocks..... 9 vs. Siena (12/6)
vs. Albany (12/20)
Steals..... 2 (4 times) *latest*: vs. Boston College (1/21)
FGM..... 8 vs. Siena (12/6)
vs. Bryant (12/11)
FGA..... 12 vs. Siena (12/6)
3FGM..... none
3FGA..... none
FT..... 3 vs. Purdue (11/28)
FTA..... 7 vs. George Mason (11/12)

14 Anas Mahmoud Career Highs

Points..... 17 (3 times) *latest*: vs. Bryant (12/11/17)
Reb..... 13 vs. Siena (12/6/17)
Asst..... 3 vs. Wake Forest (1/4/15)
vs. Virginia Tech (2/18/17)
Blocks..... 9 vs. Siena (12/6/17)
vs. Albany (12/20/17)
Steals..... 4 vs. Syracuse (2/26/17)
FGM..... 8 vs. Siena (12/6/17)
vs. Bryant (12/11/17)
FGA..... 12 vs. Siena (12/6/17)
3FGM..... none
3FGA..... none
FT..... 5 vs. Duke (1/14/17)
FTA..... 7 vs. Duke (1/14/17)
vs. George Mason (11/12/17)

14 Anas Mahmoud Game-by-Game

Opponent	Date	GS	Min	FG	FGA	Pct	3-Point			FT	FTA	Pct	Rebounds			Avg	PF	FO	A	TO	Blk	Stl	Pts	Avg
							FG	FGA	Pct				Off	Def	Tot									
GEORGE MASON	11/12/17	*	28	2	4	.500	0	0	.000	2	7	.286	2	7	9	9.0	0	0	1	1	2	1	6	6.0
OMAHA	11/17/17		22	5	9	.556	0	0	.000	0	0	.000	2	6	8	8.5	2	0	1	2	8	0	10	8.0
SOU ILLINOIS	11/21/17	*	23	1	3	.333	0	0	.000	0	0	.000	2	3	5	7.3	0	0	2	1	3	1	2	6.0
ST. FRANCIS	11/24/17	*	36	6	10	.600	0	0	.000	0	0	.000	4	5	9	7.8	1	0	2	0	2	2	12	7.5
at Purdue	11/28/17	*	26	4	8	.500	0	0	.000	3	4	.750	4	4	8	7.8	4	0	1	1	1	11	8.2	
SETON HALL	12/3/17	*	20	0	0	.000	0	0	.000	0	0	.000	1	0	1	6.7	2	0	0	1	5	2	0	6.8
SIENA	12/6/17	*	26	8	12	.667	0	0	.000	1	11	.000	4	9	13	7.6	2	0	1	4	9	1	17	8.3
INDIANA	12/9/17	*	20	4	7	.571	0	0	.000	2	21	.000	2	5	7	7.5	5	1	0	2	0	1	10	8.5
BRYANT	12/11/17	*	18	8	10	.800	0	0	.000	1	2	.500	5	4	9	7.7	0	0	1	0	3	0	17	9.4
vs MEMPHIS	12/16/17	*	28	2	3	.667	0	0	.000	0	0	.000	0	2	2	7.1	1	0	1	2	7	2	4	8.9
ALBANY	12/20/17	*	32	4	10	.400	0	0	.000	1	4	.250	6	1	7	7.1	1	0	1	0	9	2	9	8.9
GRAND CANYON	12/23/17	*	33	3	4	.750	0	0	.000	1	2	.500	2	3	5	6.9	0	0	2	2	3	1	7	8.8
at Kentucky	12/29/17	*	16	2	3	.667	0	0	.000	0	0	.000	1	3	4	6.7	5	1	0	2	1	1	4	8.4
PITTSBURGH	1/2/18		21	3	3	1.000	0	0	.000	1	2	.500	1	4	5	6.6	1	0	1	2	2	1	7	8.3
at Clemson	1/6/18		22	3	6	.500	0	0	.000	0	2	.000	1	2	3	6.3	1	0	1	2	0	0	6	8.1
at Florida State	1/10/18		30	4	6	.667	0	0	.000	0	0	.000	3	3	6	6.3	3	0	2	1	4	0	8	8.1
VIRGINIA TECH	1/13/18		19	2	6	.333	0	0	.000	2	6	.333	2	3	5	6.2	3	0	1	1	1	1	6	8.0
at Notre Dame	1/16/18		27	2	3	.667	0	0	.000	0	2	.000	2	4	6	6.2	1	0	0	3	4	0	4	7.8
BOSTON COLLEGE	1/21/18		14	0	1	.000	0	0	.000	0	0	.000	0	1	1	5.9	2	0	0	0	3	2	0	7.4

14 Anas Mahmoud Statistics

Year	GP	GS	Min	Avg	FG	FGA	Pct	3FG	3FGA	Pct	FT	FTA	Pct	OReb	DReb	Reb	Avg	PF	FO	Ast	TO	Blk	Stl	Pts	Avg
2014-15	30	2	236	7.9	13	25	.520	0	0	.000	9	12	.750	17	24	41	1.4	30	0	11	14	20	4	35	1.2
2015-16	22	2	288	13.1	29	62	.468	0	0	.000	13	33	.394	25	40	65	3.0	36	2	12	17	29	11	71	3.2
2016-17	31	15	580	18.7	76	122	.623	0	0	.000	24	52	.462	48	76	124	4.0	82	3	26	35	65	27	176	5.7
2017-18	19	12	461	24.3	63	108	.583	0	0	.000	14	34	.412	44	69	113	5.9	34	2	18	27	67	19	140	7.4
TOTAL	102	31	1565	15.3	181	317	.571	0	0	.000	60	131	.458	134	209	343	3.4	182	7	67	93	181	61	422	4.1

22 Deng Adel

G/F 6-7 200 Jr. - 2L Melbourne, Australia (Victory Rock Prep / Bradenton, Fla.)



■ Scoring leader (15.8 ppg, ninth in the ACC) has six 20-point scoring efforts in his last 23 games stretching back to the end of last season, including four games this season.

■ Produced his fourth career double-double and third in the last five games with 18 points and 10 rebounds against Boston College, all in the second half.

■ Scored a career-high 27 points against Virginia Tech. He knocked down a career-high 10 field goals while also tying a season-high with 11 rebounds for his third career double-double.

■ Has scored double-figures in 21 of the last 22 games, dating back to last season (43 for his career). He has been the Cardinals' scoring leader on nine occasions this year.

■ Also scored at least 20 points this season with 21 vs. Omaha (7-of-8 FG) and 20 vs. George Mason and Seton Hall.

■ Pulled down a season-high 11 rebounds against Clemson and scored 14 points in his second career double-double. Has four career double-doubles, including three in the last five games.

■ A preseason All-ACC selection (second team), he is on the preseason watch lists for three player of the year awards (USBWA Oscar Robertson Trophy, Citizen Naismith Trophy and John Wooden Award).

■ Two-time All-ACC Academic team selection.

■ Primary starter at small forward for the Cardinals as a sophomore, scoring in double digits in 22 games.

■ Has a 7-0 wingspan.

■ Was born in Sudan, Africa and moved to Australia as a child, following a similar path as teammate Mangok Mathiang.

■ Born Aug. 7, 1996 ... Major is communication.

22 Deng Adel

Games With ...	Season	Career
Double-Figure scoring....	18	43
6 or more rebounds	7	19
4 or more assists	6	11
A blocked shot	8	18
A steal	10	29
A three-pointer	13	42
20+ points	4	6

22 Deng Adel Season Highs

Points..... 27 vs. Virginia Tech (1/13)
 Reb. 11 vs. Clemson (1/6)
 vs. Virginia Tech (1/13)
 Asst..... 5 (3 times) *latest:* vs. Boston College (1/21)
 Blocks.... 2 vs. George Mason (11/12)
 vs. Seton Hall (12/3)
 Steals..... 4 vs. Southern Illinois (11/21)
 FGM 10 vs. Virginia Tech (1/13)
 FGA 17 vs. George Mason (11/12)
 3FGM 5 vs. Memphis (12/16)
 3FGA 8 vs. Indiana (12/9)
 vs. Memphis (12/16)
 FT..... 7 vs. Omaha (11/17)
 FTA..... 8 vs. Omaha (11/17)

22 Deng Adel Career Highs

Points..... 27 vs. Virginia Tech (1/13/18)
 Reb. 12 vs. Southern Illinois (12/7/16)
 Asst..... 5 (4 times) *latest:* vs. Boston College (1/21/18)
 Blocks.... 3 vs. Texas Southern (12/10/16)
 Steals..... 4 vs. William & Mary (11/14/16)
 vs. Southern Illinois (11/21/17)
 FGM 10 vs. Virginia Tech (1/13/17)
 FGA 17 vs. George Mason (11/12/17)
 3FGM 5 vs. Memphis (12/16/17)
 3FGA 10 vs. Miami (2/11/18)
 FT..... 7 (3 times) *latest:* vs. Omaha (11/17/17)
 FTA..... 9 vs. Syracuse (2/26/17)

22 Deng Adel Game-by-Game

Opponent	Date	GS	Min	FG	FGA	Pct	3-Point			Rebounds			Avg PF	FO	A	TO	Blk	Stl	Pts	Avg				
							FGA	Pct	FT	FTA	Pct	Off									Def	Tot		
GEORGE MASON	11/12/17	*	39	9	17	.529	1	5	.200	1	2	.500	0	4	4	4.0	3	0	3	2	0	20	20.0	
OMAHA	11/17/17	*	34	7	8	.875	0	1	.000	7	8	.875	0	8	8	6.0	2	0	4	2	1	1	21	20.5
SOU ILLINOIS	11/21/17	*	27	5	11	.455	0	3	.000	6	7	.857	2	5	7	6.3	2	0	1	3	1	4	16	19.0
ST. FRANCIS	11/24/17	*	34	4	10	.400	2	6	.333	3	5	.600	0	3	3	5.5	0	0	4	0	0	0	13	17.5
at Purdue	11/28/17	*	38	5	15	.333	1	11	0.000	2	21	0.000	1	3	4	5.2	1	0	2	4	0	2	13	16.6
SETON HALL	12/3/17	*	36	7	12	.583	0	2	.000	6	61	0.000	1	4	5	5.2	0	0	2	4	2	1	20	17.2
SIENA	12/6/17	*	25	4	9	.444	0	2	.000	1	3	.333	2	0	2	4.7	2	0	5	1	0	0	9	16.0
INDIANA	12/9/17	*	33	6	15	.400	4	8	.500	0	0	.000	0	1	1	4.3	0	0	1	3	0	1	16	16.0
BRYANT	12/11/17	*	22	6	10	.600	2	4	.500	3	31	0.000	0	0	0	3.8	0	0	4	1	0	0	17	16.1
vs MEMPHIS	12/16/17	*	34	5	11	.455	5	8	.625	0	0	.000	0	3	3	3.7	2	0	3	2	0	1	15	16.0
ALBANY	12/20/17	*	33	5	11	.455	1	4	.250	2	21	0.000	0	3	3	3.6	1	0	1	2	0	0	13	15.7
GRAND CANYON	12/23/17	*	32	5	14	.357	1	6	.167	3	4	.750	0	1	1	3.4	1	0	2	1	1	1	14	15.6
at Kentucky	12/29/17	*	36	4	12	.333	1	6	.167	4	41	0.000	0	4	4	3.5	0	0	3	3	1	0	13	15.4
PITTSBURGH	1/2/18	*	29	5	8	.625	0	1	.000	2	4	.500	0	6	6	3.6	1	0	2	4	0	1	12	15.1
at Clemson	1/6/18	*	42	5	11	.455	0	2	.000	4	41	0.000	1	10	11	4.1	2	0	2	4	0	0	14	15.1
at Florida State	1/10/18	*	36	5	12	.417	1	5	.200	5	6	.833	0	6	6	4.3	2	0	5	2	1	1	16	15.1
VIRGINIA TECH	1/13/18	*	37	10	15	.667	4	6	.667	3	4	.750	2	9	11	4.6	2	0	3	2	1	0	27	15.8
at Notre Dame	1/16/18	*	42	6	12	.500	2	5	.400	0	0	.000	0	4	4	4.6	0	0	2	3	0	0	14	15.7
BOSTON COLLEGE	1/21/18	*	29	6	10	.600	2	3	.667	4	7	.571	1	9	10	4.9	3	0	5	2	0	1	18	15.8

22 Deng Adel Statistics

Year	GP	GS	Min	Avg	FG	FGA	Pct	3FG	3FGA	Pct	FT	FTA	Pct	OReb	DReb	Reb	Avg	PF	FO	Ast	TO	Blk	Stl	Pts	Avg
2015-16	22	8	267	12.1	31	68	.456	7	20	.350	20	27	.741	10	36	46	2.1	23	0	14	26	1	6	89	4.0
2016-17	33	30	992	30.1	141	334	.422	44	127	.346	74	96	.771	23	124	147	4.5	61	1	70	45	12	20	400	12.1
2017-18	19	19	638	33.6	109	223	.489	27	78	.346	56	71	.789	10	83	93	4.9	24	0	54	46	10	14	301	15.8
TOTAL	74	57	1897	25.6	281	625	.450	78	225	.347	150	194	.773	43	243	286	3.9	108	1	138	117	23	40	790	10.7

24 Dwayne Sutton

G/F 6-5 200 So. - Tr. Louisville, Ky. (Manual HS / UNC Asheville)



■ Good energy off the bench, ranking fourth on the team in rebounding (3.8) despite averaging 13.3 minutes a game.

■ Grabbed a season-high nine rebounds off the bench against Albany and had eight boards vs. Pitt. He would average 11.2 rebounds in prorated 40-minute statistics.

■ Has at least five rebounds in six of the eight games he has played at least 15 minutes.

■ Had seven points and five rebounds against Grand Canyon.

■ Scored a season-high nine points against Seton Hall.

■ Redshirted the 2016-17 season as a walk-on after transferring to Louisville following his freshman year at UNC Asheville. He has earned a scholarship for this season.

■ Was UNC Asheville's second-leading scorer and top rebounder in 2015-16, averaging 12.0 points and 7.7 rebounds as a freshman.

■ Earned Big South Tournament MVP when he produced season highs of 25 points and 18 rebounds against Winthrop in the championship game of the Big South Tournament.

■ Scored in double digits on 21 occasions and grabbed eight or more rebounds in 16 games and had three or more steals in six games.

■ The Seventh Region Player of the Year and first team all-state selection in 2014-15, Sutton led Manual High School to a 25-6 record and their first regional final appearance in 15 years.

■ Born Feb. 26, 1997 ... Major is sport administration.

24 Dwayne Sutton

Games With ...	Season	Career
Double-Figure scoring.....	0	0
5 or more rebounds.....	6	6
4 or more assists.....	0	0
A blocked shot.....	3	3
A steal.....	8	8
A three-pointer.....	6	6
20+ points.....	0	0

24 Dwayne Sutton Season Highs

Points..... 9 vs. Seton Hall (12/3)

Reb. 10 vs. Omaha (11/17)

Asst..... 1 (6 times) *latest:* vs. Clemson (1/6)

Blocks 2 vs. Southern Illinois (11/21)
vs. Clemson (1/6)

Steals 2 (4 times) *latest:* vs. Boston College (1/21)

FGM 3 (4 times) *latest:* vs. Bryant (12/11)

FGA 6 vs. Seton Hall (12/3)
vs. Memphis (12/16)

3FGM 2 (4 times) *latest:* vs. Memphis (12/16)

3FGA 3 (4 times) *latest:* vs. Memphis (12/16)

FT 3 (3 times) *latest:* vs. Pittsburgh (1/2)

FTA..... 4 (3 times) *latest:* vs. Pittsburgh (1/2)

24 Dwayne Sutton Game-by-Game

Opponent	Date	GS	Min	FG FGA	Pct	3-Point			Pct	Rebounds			Avg	PF	FO	A	TO	Blk	Stl	Pts	Avg		
						FG	FGA	Pct		FT	FTA	Pct										Off	Def
GEORGE MASON	11/12/17	6	0	1	.000	0	1	.000	0	0	0	0	0	0	0	0	0	0	0	0	0.0		
OMAHA	11/17/17	18	0	1	.000	0	1	.000	3	4	.750	3	7	10	5.0	1	0	0	1	0	0	3	1.5
SOU ILLINOIS	11/21/17	16	3	4	.750	2	3	.667	0	0	.000	1	5	6	5.3	2	0	1	0	2	2	8	3.7
ST. FRANCIS	11/24/17	14	3	4	.750	1	2	.500	0	0	.000	2	0	2	4.5	4	0	1	0	0	0	7	4.5
at Purdue	11/28/17	5	1	1	1.000	0	0	.000	0	0	.000	0	1	1	3.8	3	0	0	0	0	0	2	4.0
SETON HALL	12/3/17	20	3	6	.500	2	3	.667	1	2	.500	2	1	3	3.7	4	0	1	0	0	0	9	4.8
SIENA	12/6/17	15	0	3	.000	0	2	.000	0	0	.000	3	3	6	4.0	2	0	0	1	0	2	0	4.1
INDIANA	12/9/17	14	1	4	.250	0	2	.000	0	0	.000	0	3	3	3.9	1	0	0	2	0	1	2	3.9
BRYANT	12/11/17	13	3	5	.600	2	3	.667	0	0	.000	1	3	4	3.9	1	0	0	1	0	1	8	4.3
vs MEMPHIS	12/16/17	9	2	6	.333	2	3	.667	0	0	.000	1	1	2	3.7	1	0	1	0	0	0	6	4.5
ALBANY	12/20/17	21	0	4	.000	0	2	.000	0	0	.000	0	9	9	4.2	3	0	0	0	0	0	0	4.1
GRAND CANYON	12/23/17	18	2	3	.667	0	1	.000	3	4	.750	2	3	5	4.3	4	0	0	0	0	0	7	4.3
at Kentucky	12/29/17	5	0	2	.000	0	1	.000	0	0	.000	0	0	0	3.9	2	0	0	1	0	0	0	4.0
PITTSBURGH	1/2/18	16	0	1	.000	0	1	.000	3	4	.750	1	7	8	4.2	4	0	1	0	0	1	3	3.9
at Clemson	1/6/18	28	2	4	.500	1	1	1.000	0	0	.000	1	2	3	4.1	2	0	1	2	2	2	5	4.0
at Florida State	1/10/18	7	1	3	.333	0	2	.000	0	0	.000	0	2	2	4.0	1	0	0	0	1	0	2	3.9
VIRGINIA TECH	1/13/18	12	2	3	.667	0	0	.000	0	0	.000	2	2	4	4.0	2	0	2	0	0	3	4	3.9
at Notre Dame	1/16/18	2	0	1	.000	0	0	.000	0	0	.000	0	0	0	3.8	0	0	0	0	0	0	0	3.7
BOSTON COLLEGE	1/21/18	14	1	4	.250	0	1	.000	0	2	.000	2	1	3	3.7	2	0	0	0	0	2	2	3.6

24 Dwayne Sutton Statistics

Year	GP	GS	Min	Avg	FG	FGA	Pct	3FG	3FGA	Pct	FT	FTA	Pct	OReb	DReb	Reb	Avg	PF	FO	Ast	TO	Blk	Stl	Pts	Avg
2017-18	19	0	253	13.3	24	60	.400	10	29	.345	10	16	.625	21	50	71	3.7	41	0	8	8	5	14	68	3.6
TOTAL	19	0	253	13.3	24	60	.400	10	29	.345	10	16	.625	21	50	71	3.7	41	0	8	8	5	14	68	3.6

30 Ryan McMahon

G 6-0 175 So. - 1L Sarasota, Fla. (Cardinal Mooney HS)



■ Ranks fifth in the ACC in league only statistics in three-point field goal percentage, connecting on 13-of-27 three-pointers over the last six games (.481). He has scored at least nine points in four of the last six games and has made at least two three-pointers in five of the last six games.

■ Knocked down a three-pointer and two free throws in the final minute at No. 23 Florida State to help lead the Cardinals to the road win.

■ Gathered 12 steals in the last 12 games, including a career-best three thefts against Grand Canyon. He had two steals with 10 points against Pitt.

■ Tied a career-high with 15 points against Albany, connecting on a career-high five three-pointers.

■ After nearly two months out with a broken rib, he saw his first action of the season against Indiana, scoring four points while dishing out three assists and collecting a two steals in 11 minutes played.

■ 21 of his 26 field goals this season are three-pointers.

■ Suffered a broken rib on his left side in a collision during UofL's first intrasquad scrimmage on Oct. 13 and had two full practices with the team before playing vs. Indiana. He had participated in non-contact drills for two weeks prior to that.

■ 19 of his 20 field goals as a freshman were three-pointers.

■ Redshirted during the 2015-16 season.

■ Averaged 26.4 points, 3.3 assists, 3.0 rebounds and 2.5 steals as a senior in 2014-15 in leading Cardinal Mooney to a 26-4 record and the state final four for the first time in school history. He made 51 percent of his three-pointers (127 of 249) and 83 percent at the free throw line.

■ Honored as the 2015 Florida Class 3A Player of the Year, he was third in the 2015 voting for Florida Mr. Basketball.

■ His father Dave played basketball at Valparaiso, his mother Kim played volleyball and his sister played volleyball at Jacksonville.

■ Born Sept. 22, 1996 ...Major is finance.

30 Ryan McMahon

Games With ...	Season	Career
Double-Figure scoring.....	4	5
6 or more rebounds	0	0
4 or more assists	0	2
A blocked shot	1	3
A steal	6	11
A three-pointer	10	20
20+ points	0	0

30 Ryan McMahon Season Highs

Points..... 15 vs. Albany (12/20)
 Reb. 4 vs. Grand Canyon (12/23)
 Asst..... 3 vs. Indiana (12/9)
 vs. Virginia Tech (1/13)
 Blocks 1 vs. Virginia Tech (1/13)
 Steals 3 vs. Grand Canyon (12/23)
 FGM 5 vs. Albany (12/20)
 FGA 10 vs. Albany (12/20)
 3FGM 5 vs. Albany (12/20)
 3FGA 8 vs. Albany (12/20)
 FT..... 2 vs. Florida State (1/10)
 vs. Boston College (1/21)
 FTA..... 2 (3 times) *latest:* vs. Boston College (1/21)

30 Ryan McMahon Career Highs

Points..... 15 vs. Pittsburgh (1/24/17)
 vs. Albany (12/20/17)
 Reb. 4 vs. Grand Canyon (12/23/17)
 Asst..... 5 vs. Long Beach St. (11/17/16)
 vs. Pittsburgh (1/24/17)
 Blocks 1(3 times) *latest:* vs. Virginia Tech (1/13/18)
 Steals 3 vs. Grand Canyon (12/23/17)
 FGM 5 vs. Pittsburgh (1/24/17)
 vs. Albany (12/20/17)
 FGA 10 vs. Albany (12/20/17)
 3FGM 5 vs. Pittsburgh (1/24/17)
 vs. Albany (12/20/17)
 3FGA 8 vs. Albany (12/20/17)
 FT..... 2 (8 times) *latest:* vs. Boston College (1/21/18)
 FTA..... 3 vs. Notre Dame (1/4/17)
 vs. Syracuse (2/13/17)

30 Ryan McMahon Game-by-Game

Opponent	Date	GS	Min	FG	FGA	3-Point				Rebounds				PF	FO	A	TO	Blk	Stl	Pts	Avg		
						Pct	FG	FGA	Pct	FT	FTA	Pct	Off									Def	Tot
GEORGE MASON	11/12/17		DNP																				
OMAHA	11/17/17		DNP																				
SOU ILLINOIS	11/21/17		DNP																				
ST. FRANCIS	11/24/17		DNP																				
at Purdue	11/28/17		DNP																				
SETON HALL	12/3/17		DNP																				
SIENA	12/6/17		DNP																				
INDIANA	12/9/17	11	1	4	.250	1	4	.250	1	2	.500	0	1	1	1.0	2	0	3	1	0	2	4	4.0
BRYANT	12/11/17	10	1	3	.333	0	2	.000	0	0	.000	0	0	0	0.5	2	0	2	0	0	2	2	3.0
vs MEMPHIS	12/16/17	12	2	7	.286	2	6	.333	0	0	.000	1	1	2	1.0	3	0	2	0	0	1	6	4.0
ALBANY	12/20/17	18	5	10	.500	5	8	.625	0	0	.000	0	1	1	1.0	3	0	1	2	0	0	15	6.8
GRAND CANYON	12/23/17	14	1	5	.200	1	5	.200	0	0	.000	1	3	4	1.6	1	0	2	0	0	3	3	6.0
at Kentucky	12/29/17	16	0	4	.000	0	3	.000	2	21	1.000	0	1	1	1.5	1	0	2	1	0	0	2	5.3
PITTSBURGH	1/2/18	13	4	4	1.000	2	2	1.000	0	0	.000	0	0	0	1.3	2	0	0	0	0	2	10	6.0
at Clemson	1/6/18	13	2	5	.400	2	5	.400	0	0	.000	0	1	1	1.3	2	0	1	1	0	0	6	6.0
at Florida State	1/10/18	16	3	6	.500	3	6	.500	2	21	1.000	0	2	2	1.3	3	0	1	1	0	0	11	6.6
VIRGINIA TECH	1/13/18	25	4	6	.667	2	3	.667	0	0	.000	1	2	3	1.5	2	0	3	1	1	2	10	6.9
at Notre Dame	1/16/18	26	3	6	.500	3	6	.500	0	0	.000	0	0	0	1.4	3	0	1	1	0	0	9	7.1
BOSTON COLLEGE	1/21/18	17	1	5	.200	1	5	.200	2	21	1.000	0	1	1	1.3	0	0	0	1	0	0	5	6.9

30 Ryan McMahon Statistics

Year	GP	GS	Min	Avg	FG	FGA	Pct	3FG	3FGA	Pct	FT	FTA	Pct	OReb	DReb	Reb	Avg	PF	FO	Ast	TO	Blk	Stl	Pts	Avg
2016-17	28	0	176	6.3	20	60	.333	19	52	.365	12	14	.857	2	12	14	0.5	30	0	17	10	2	6	71	2.5
2017-18	12	0	191	15.9	27	65	.415	22	55	.400	7	8	.875	3	13	16	1.3	24	0	18	9	1	12	83	6.9
TOTAL	40	0	367	9.2	47	125	.376	41	107	.383	19	22	.864	5	25	30	0.8	54	0	35	19	3	18	154	3.9

33 Jordan Nwora

F 6-7 215 Fr. - HS Buffalo, N.Y. (Vermont Academy / Saxtons River, Vt.)



- Last name pronounced WOR-uh (silent N).
- One of seven Cardinals shooting above 40 percent from the field (.468; also 12-of-30 three-pointers, .400), he has scored in double digits in six games.
- Scored 15 points and pulled down five rebounds while playing 16 minutes against Boston College, more than he had scored in UofL's previous 11 games combined.
- Totaled 18 points and eight rebounds in 20 minutes off the bench against Southern Illinois.
- Scored 10 points and grabbed three rebounds in 14 minutes against George Mason in his collegiate debut, connecting on 3-of-3 three-pointers.
- In his final prep season at Vermont Academy in Saxtons River, Vt., he averaged 18.7 points and 5.3 rebounds while scoring over 500 points in the 2016-17 season as Vermont finished 19-11. Honored as a Class AA All New England Preparatory School Athletic Council (NEPSAC) selection.
- His father Alex Nwora has been the head men's basketball coach at Erie Community College in Buffalo, N.Y. since 1999. He played basketball at Daemen College, where he is the career rebounding leader with 1,104 rebounds ranks sixth in career scoring with 1,514 points (1989-93).
- Born Sept. 9, 1998 ... Major is exercise science.

33 Jordan Nwora	
Games With ...	Season Career
Double-Figure scoring.....	6 6
5 or more rebounds.....	2 2
4 or more assists.....	0 0
A blocked shot.....	2 2
A steal.....	8 8
A three-pointer.....	7 7
20+ points.....	0 0

33 Jordan Nwora Season/Career Highs

- Points..... 18 vs. Southern Illinois (11/21)
- Reb. 8 vs. Southern Illinois (11/21)
- Asst..... 1 (5 times) *latest:* vs. Boston College (1/21)
- Blocks 1 vs. Siena (12/6)
vs. Bryant (12/11)
- Steals 2 vs. Notre Dame (1/16)
- FGM 7 vs. Southern Illinois (11/21)
- FGA 10 vs. Southern Illinois (11/21)
- 3FGM 3 vs. George Mason (11/12)
- 3FGA 5 vs. Siena (12/6)
- FT 5 vs. Seton Hall (12/3)
- FTA..... 8 vs. Seton Hall (12/3)

33 Jordan Nwora Game-by-Game

Opponent	Date	GS	Min	FG	FGA	3-Point			FT	FTA	Rebounds			Avg	PF	FO	A	TO	Blk	Stl	Pts	Avg	
						Pct	FG	FGA			Pct	Pct	Off										Def
GEORGE MASON	11/12/17	14	3	3	1.000	3	3	1.000	1	2	.500	0	3	3	3.0	3	0	0	1	0	11	10.0	
OMAHA	11/17/17	8	1	4	.250	0	1	.000	0	0	.000	2	1	3	3.0	1	0	0	1	0	0	2	6.0
SOU ILLINOIS	11/21/17	20	7	10	.700	1	4	.250	3	31.000	2	6	8	4.7	2	0	1	1	0	1	18	10.0	
ST. FRANCIS	11/24/17	14	3	6	.500	2	3	.667	2	21.000	0	0	0	3.5	1	0	0	1	0	1	10	10.0	
at Purdue	11/28/17	13	1	5	.200	1	2	.500	0	0.000	0	4	4	3.6	1	0	0	1	0	0	3	8.6	
SETON HALL	12/3/17	21	2	3	.667	1	2	.500	5	8.625	1	1	2	3.3	2	0	0	2	0	1	10	8.8	
SIENA	12/6/17	23	4	8	.500	2	5	.400	1	2.500	1	3	4	3.4	1	0	0	1	1	1	11	9.1	
INDIANA	12/9/17	3	0	0	.000	0	0	.000	0	0.000	0	0	0	3.0	0	0	0	1	0	0	0	8.0	
BRYANT	12/11/17	15	1	5	.200	0	2	.000	0	0.000	0	2	2	2.9	2	0	1	1	1	1	2	7.3	
vs MEMPHIS	12/16/17	6	0	2	.000	0	0	.000	0	0.000	3	0	3	2.9	1	0	0	0	0	0	0	6.6	
ALBANY	12/20/17	9	0	0	.000	0	0	.000	0	0.000	0	1	1	2.7	1	0	1	0	0	0	0	6.0	
GRAND CANYON	12/23/17	2	0	0	.000	0	0	.000	0	0.000	0	0	0	2.5	0	0	0	1	0	0	0	5.5	
at Kentucky	12/29/17	19	1	4	.250	0	3	.000	1	2.500	0	0	0	2.3	1	0	0	0	0	0	3	5.3	
PITTSBURGH	1/2/18	8	0	1	.000	0	0	.000	0	0.000	1	3	4	2.4	3	0	1	1	0	1	0	4.9	
at Clemson	1/6/18	DNP																					
at Florida State	1/10/18	DNP																					
VIRGINIA TECH	1/13/18	DNP																					
at Notre Dame	1/16/18	13	1	3	.333	0	1	.000	4	41.000	0	1	1	2.3	1	0	0	0	0	2	6	5.0	
BOSTON COLLEGE	1/21/18	16	5	8	.625	2	4	.500	3	31.000	0	5	5	2.5	2	0	1	1	0	0	15	5.6	

33 Jordan Nwora Statistics

Year	GP	GS	Min	Avg	FG	FGA	Pct	3FG	3FGA	Pct	FT	FTA	Pct	OReb	DReb	Reb	Avg	PF	FO	Ast	TO	Blk	Stl	Pts	Avg
2017-18	16	0	204	12.8	29	62	.468	12	30	.400	20	26	.769	10	30	40	2.5	22	0	5	13	2	9	90	5.6
TOTAL	16	0	204	12.8	29	62	.468	12	30	.400	20	26	.769	10	30	40	2.5	22	0	5	13	2	9	90	5.6



2017-18 Louisville Men's Basketball
Louisville Combined Team Statistics (as of Jan 21, 2018)
All games



RECORD:	OVERALL	HOME	AWAY	NEUTRAL
ALL GAMES	15-4	12-1	2-3	1-0
CONFERENCE	5-1	3-0	2-1	0-0
NON-CONFERENCE	10-3	9-1	0-2	1-0

#	Player	gp-gs	min	Total		3-Point		F-Throw		Rebounds			pf	dq	a	to	blk	stl	pts	avg		
				fg-fga	fg%	3fg-fga	3fg%	ft-fta	ft%	off	def	tot									avg	
22	ADEL, Deng	19-19	638	33.6	109-223	.489	27-78	.346	56-71	.789	10	83	93	4.9	24	0	54	46	10	14	301	15.8
04	SNIDER, Quentin	19-19	632	33.3	79-182	.434	29-81	.358	56-64	.875	10	50	60	3.2	23	0	79	32	0	13	243	12.8
13	SPALDING, Ray	19-19	498	26.2	87-173	.503	3-13	.231	39-56	.696	67	110	177	9.3	63	2	24	34	38	31	216	11.4
00	KING, V.J.	19-19	491	25.8	60-158	.380	17-46	.370	38-53	.717	14	56	70	3.7	33	1	15	31	3	12	175	9.2
14	MAHMOUD, Anas	19-12	461	24.3	63-108	.583	0-0	.000	14-34	.412	44	69	113	5.9	34	2	18	27	67	19	140	7.4
30	McMAHON, Ryan	12-0	191	15.9	27-65	.415	22-55	.400	7-8	.875	3	13	16	1.3	24	0	18	9	1	12	83	6.9
33	NWORA, Jordan	16-0	204	12.8	29-62	.468	12-30	.400	20-26	.769	10	30	40	2.5	22	0	5	13	2	9	90	5.6
12	REDDING, Jacob	3-0	9	3.0	4-4	1.000	3-3	1.000	2-2	1.000	0	0	0	0.0	0	0	0	0	0	0	13	4.3
05	WILLIAMS, Malik	18-7	214	11.9	25-66	.379	11-35	.314	8-10	.800	17	39	56	3.1	18	0	4	11	8	6	69	3.8
24	SUTTON, Dwayne	19-0	253	13.3	24-60	.400	10-29	.345	10-16	.625	21	50	71	3.7	41	0	8	8	5	14	68	3.6
02	PERRY, Darius	19-0	234	12.3	16-57	.281	7-34	.206	21-22	.955	4	14	18	0.9	32	0	28	19	2	10	60	3.2
01	THOMAS, Lance	8-0	36	4.5	7-11	.636	2-6	.333	4-6	.667	2	11	13	1.6	5	0	0	1	2	2	20	2.5
03	GRIFFIN, Jo	3-0	14	4.7	0-1	.000	0-1	.000	0-0	.000	0	0	0	0.0	2	0	1	1	0	0	0	0.0
Team											14	13	27				5					
Total.....		19	3875		530-1170	.453	143-411	.348	275-368	.747	216	538	754	39.7	321	5	254	237	138	142	1478	77.8
Opponents.....		19	3875		461-1194	.386	128-423	.303	242-342	.708	252	468	720	37.9	330	-	195	277	52	123	1292	68.0

TEAM STATISTICS	LOU	OPP	Date	Opponent	Score	Att.
SCORING	1478	1292	11/12/17	GEORGE MASON	w 72-61	18304
Points per game	77.8	68.0	11/17/17	OMAHA	w 87-78	18112
Scoring margin	+9.8	-	11/21/17	SOUTHERN ILLINOIS	w 84-42	18046
FIELD GOALS-ATT	530-1170	461-1194	11/24/17	ST. FRANCIS	w 84-72	17524
Field goal pct	.453	.386	4 11/28/17	at Purdue	L 57-66	14804
3 POINT FG-ATT	143-411	128-423	12/3/17	SETON HALL	L 77-79	19244
3-point FG pct	.348	.303	12/6/17	SIENA	w 86-60	17215
3-pt FG made per game	7.5	6.7	12/9/17	INDIANA	w 71-62	20030
FREE THROWS-ATT	275-368	242-342	12/11/17	BRYANT	w 102-59	16236
Free throw pct	.747	.708	12/16/17	vs MEMPHIS	w 81-72	6525
F-Throws made per game	14.5	12.7	12/20/17	ALBANY	w 70-68	16388
REBOUNDS	754	720	12/23/17	GRAND CANYON	w 74-56	16841
Rebounds per game	39.7	37.9	12/29/17	at Kentucky	L 61-90	24228
Rebounding margin	+1.8	-	* 1/2/18	PITTSBURGH	w 77-51	16461
ASSISTS	254	195	* 1/6/18	at Clemson	Lot 69-74	7594
Assists per game	13.4	10.3	* 1/10/18	at Florida State	w 73-69	10604
TURNOVERS	237	277	* 1/13/18	VIRGINIA TECH	w 94-86	16798
Turnovers per game	12.5	14.6	* 1/16/18	at Notre Dame	Wo2 82-78	9076
Turnover margin	+2.1	-	* 1/21/18	BOSTON COLLEGE	w 77-69	16827
Assist/turnover ratio	1.1	0.7				
STEALS	142	123				
Steals per game	7.5	6.5				
BLOCKS	138	52				
Blocks per game	7.3	2.7				
ATTENDANCE	228026	72831				
Home games-Avg/Game	13-17540	5-13261				
Neutral site-Avg/Game	-	1-6525				

* - Conference game

Score by Periods	1st	2nd	OT	OT2	Totals
Louisville	658	786	23	11	1478
Opponents	596	661	28	7	1292



**2017-18 Louisville Men's Basketball
Louisville Combined Team Statistics (as of Jan 21, 2018)
Conference games only**



RECORD:	OVERALL	HOME	AWAY	NEUTRAL
ALL GAMES	5-1	3-0	2-1	0-0
CONFERENCE	5-1	3-0	2-1	0-0
NON-CONFERENCE	0-0	0-0	0-0	0-0

#	Player	gp-gs	min	avg	Total		3-Point		F-Throw		Rebounds				a	to	blk	stl	pts	avg		
					fg-fga	fg%	3fg-fga	3fg%	ft-fita	ft%	off	def	tot	avg							pf	dq
22	ADEL, Deng	6-6	215	35.8	37-68	.544	9-22	.409	18-25	.720	4	44	48	8.0	10	0	19	17	2	3	101	16.8
04	SNIDER, Quentin	6-6	215	35.8	28-59	.475	10-25	.400	23-27	.852	3	15	18	3.0	7	0	28	15	0	7	89	14.8
13	SPALDING, Ray	6-6	162	27.0	30-58	.517	0-3	.000	15-21	.714	18	33	51	8.5	22	1	8	11	9	8	75	12.5
00	KING, V.J.	6-6	173	28.8	17-51	.333	4-15	.267	16-20	.800	5	13	18	3.0	7	0	4	10	1	5	54	9.0
30	McMAHON, Ryan	6-0	110	18.3	17-32	.531	13-27	.481	4-4	1.000	1	6	7	1.2	12	0	6	5	1	4	51	8.5
33	NWORA, Jordan	3-0	37	12.3	6-12	.500	2-5	.400	7-7	1.000	1	9	10	3.3	6	0	2	2	0	3	21	7.0
14	MAHMOUD, Anas	6-0	133	22.2	14-25	.560	0-0	.000	3-12	.250	9	17	26	4.3	11	0	5	9	14	4	31	5.2
05	WILLIAMS, Malik	6-6	80	13.3	10-25	.400	4-12	.333	4-5	.800	7	12	19	3.2	4	0	2	5	1	4	28	4.7
24	SUTTON, Dwayne	6-0	79	13.2	6-16	.375	1-5	.200	3-6	.500	6	14	20	3.3	11	0	4	2	3	8	16	2.7
01	THOMAS, Lance	2-0	5	2.5	1-1	1.000	1-1	1.000	0-0	.000	0	2	2	1.0	0	0	0	1	0	0	3	1.5
02	PERRY, Darius	6-0	63	10.5	1-12	.083	1-6	.167	0-0	.000	2	4	6	1.0	7	0	4	6	1	2	3	0.5
03	GRIFFIN, Jo	1-0	3	3.0	0-0	.000	0-0	.000	0-0	.000	0	0	0	0.0	1	0	0	0	0	0	0	0.0
Team											3	3	6				1					
Total.....		6	1275		167-359	.465	45-121	.372	93-127	.732	59	172	231	38.5	98	1	82	84	32	48	472	78.7
Opponents.....		6	1275		151-387	.390	48-162	.296	77-103	.748	78	150	228	38.0	105	-	67	93	17	48	427	71.2

TEAM STATISTICS	LOU	OPP	Date	Opponent	Score	Att.
SCORING	472	427	* 1/2/18	PITTSBURGH	W 77-51	16461
Points per game	78.7	71.2	* 1/6/18	at Clemson	Lot 69-74	7594
Scoring margin	+7.5	-	* 1/10/18	at Florida State	W 73-69	10604
FIELD GOALS-ATT	167-359	151-387	* 1/13/18	VIRGINIA TECH	W 94-86	16798
Field goal pct	.465	.390	* 1/16/18	at Notre Dame	Wo2 82-78	9076
3 POINT FG-ATT	45-121	48-162	* 1/21/18	BOSTON COLLEGE	W 77-69	16827
3-point FG pct	.372	.296	* - Conference game			
3-pt FG made per game	7.5	8.0				
FREE THROWS-ATT	93-127	77-103				
Free throw pct	.732	.748				
F-Throws made per game	15.5	12.8				
REBOUNDS	231	228				
Rebounds per game	38.5	38.0				
Rebounding margin	+0.5	-				
ASSISTS	82	67				
Assists per game	13.7	11.2				
TURNOVERS	84	93				
Turnovers per game	14.0	15.5				
Turnover margin	+1.5	-				
Assist/turnover ratio	1.0	0.7				
STEALS	48	48				
Steals per game	8.0	8.0				
BLOCKS	32	17				
Blocks per game	5.3	2.8				
ATTENDANCE	50086	27274				
Home games-Avg/Game	3-16695	3-9091				
Neutral site-Avg/Game	-	0-0				

Score by Periods	1st	2nd	OT	OT2	Totals
Louisville	201	237	23	11	472
Opponents	188	204	28	7	427

2017-18 Louisville Men's Basketball Game-by-Game Team Statistics

Teams	FG-FGA	Pct	3Pt-Att	Pct	FT-FTA	Pct	O	D	Reb	PF-D	Asst	TO	Blk	Stl	1H	2H	OT	TOT
George Mason	20-52	.385	8-27	.296	13-21	.619	7	24	31	20-0	7	15	0	6	27	34		61
LOUISVILLE	22-48	.458	8-20	.400	20-29	.690	7	29	36	18-1	11	14	5	8	24	48		72
Omaha	31-86	.360	9-27	.333	7-10	.700	22	19	41	17-0	14	10	4	12	25	53		78
LOUISVILLE	32-69	.464	4-16	.250	19-22	.864	18	35	53	13-0	14	17	15	6	40	47		87
Southern Illinois	17-64	.266	3-21	.143	5-9	.556	11	29	40	16-0	11	16	4	4	18	24		42
LOUISVILLE	31-69	.449	8-26	.308	14-15	.933	10	39	49	9-0	17	8	9	8	29	55		84
St. Francis	25-55	.455	10-21	.476	12-17	.706	12	23	35	17-1	11	19	1	2	35	37		72
LOUISVILLE	31-64	.484	9-25	.360	13-17	.765	13	20	33	13-0	16	9	7	5	46	38		84
Purdue	19-57	.333	5-23	.217	23-32	.719	9	30	39	16-0	9	11	5	5	23	43		66
LOUISVILLE	20-63	.317	6-18	.333	11-14	.786	11	30	41	23-1	10	14	1	6	22	35		57
Seton Hall	31-68	.456	6-21	.286	11-19	.579	13	22	35	17-0	10	12	1	11	38	41		79
LOUISVILLE	28-57	.491	7-23	.304	14-19	.737	9	27	36	16-0	8	16	7	7	37	40		77
Siena	19-61	.311	8-16	.500	14-21	.667	18	21	39	16-1	6	21	1	8	36	24		60
LOUISVILLE	32-64	.500	7-19	.368	15-19	.789	13	30	43	19-0	11	16	15	11	39	47		86
Indiana	22-55	.400	5-23	.217	13-19	.684	12	25	37	17-0	9	15	4	5	36	26		62
LOUISVILLE	26-61	.426	9-26	.346	10-14	.714	12	25	37	16-1	13	12	5	8	35	36		71
Bryant	20-58	.345	4-19	.211	15-19	.789	10	19	29	18-1	6	13	0	2	35	24		59
LOUISVILLE	39-70	.557	10-26	.385	14-19	.737	15	31	46	17-0	21	6	7	10	51	51		102
Memphis	27-60	.450	4-11	.364	14-18	.778	15	20	35	13-0	10	12	5	6	38	34		72
LOUISVILLE	28-61	.459	14-26	.538	11-12	.917	14	20	34	20-0	16	11	14	8	38	43		81
Albany	27-74	.365	6-20	.300	8-12	.667	21	31	52	19-0	9	10	2	2	31	37		68
LOUISVILLE	24-57	.421	9-21	.429	13-21	.619	7	30	37	19-0	11	7	10	4	38	32		70
Grand Canyon	22-55	.400	6-19	.316	6-12	.500	12	23	35	20-2	13	19	3	7	25	31		56
LOUISVILLE	26-59	.441	4-19	.211	18-27	.667	15	26	41	15-0	14	12	6	10	31	43		74
Kentucky	30-62	.484	6-13	.462	24-30	.800	12	32	44	19-1	13	11	5	5	41	49		90
LOUISVILLE	24-69	.348	3-25	.120	10-13	.769	13	24	37	25-1	10	11	5	3	27	34		61
Pittsburgh	17-49	.347	6-25	.240	11-18	.611	4	25	29	22-1	8	15	2	6	23	28		51
LOUISVILLE	28-56	.500	5-17	.294	16-26	.615	9	33	42	21-0	11	10	4	10	41	36		77
Clemson	25-68	.368	7-24	.292	17-20	.850	10	26	36	14-0	10	11	7	15	23	32	19	74
LOUISVILLE	28-62	.452	4-14	.286	9-12	.750	10	35	45	17-1	12	21	5	6	23	32	14	69
Florida State	26-65	.400	8-24	.333	9-13	.692	19	26	45	15-1	11	14	4	4	45	24		69
LOUISVILLE	27-64	.422	8-24	.333	11-15	.733	13	21	34	16	8	8	5	14	32	41		73
Virginia Tech	30-61	.492	8-22	.364	18-22	.818	10	20	30	18-0	11	19	0	7	40	46		86
LOUISVILLE	31-59	.525	13-23	.565	19-26	.731	11	23	34	17-0	17	16	7	11	44	50		94
Notre Dame	30-79	.380	11-38	.289	7-11	.636	26	22	48	15-1	17	18	3	9	28	34	16	78
LOUISVILLE	30-61	.492	7-20	.350	15-17	.882	10	24	34	12-0	14	16	4	6	30	32	20	82
Boston College	23-65	.354	8-29	.276	15-19	.789	9	31	40	21-1	10	16	1	7	29	40		69
LOUISVILLE	23-57	.404	8-23	.348	23-31	.742	6	36	42	17-0	12	13	4	10	31	46		77

Opponent	1st	2nd	Score	Mar	Total FG	FG Pct	3-Pointers	3FG Pct	Free Throws	FT Pct	Rebounds	Assist	T/Over	Block	Steal	Fouls
GEORGE MASON	24/27	48/34	72-61	+11	22-48/20-52	.458/.385	8-20/8-27	.400/.296	20-29/13-21	.690/.619	36/31 +5	11/7	14/15	5/0	8/6	18/20
OMAHA	40/25	47/53	87-78	+9	32-69/31-86	.464/.360	4-16/9-27	.250/.333	19-22/7-10	.864/.700	53/41 +12	14/14	17/10	15/4	6/12	13/17
SOUTHERN ILLINOIS	29/18	55/24	84-42	+42	31-69/17-64	.449/.266	8-26/3-21	.308/.143	14-15/5-9	.933/.556	49/40 +9	17/11	8/16	9/4	8/4	9/16
ST. FRANCIS	46/35	38/37	84-72	+12	31-64/25-55	.484/.455	9-25/10-21	.360/.476	13-17/12-17	.765/.706	33/35 (2)	16/11	9/19	7/1	5/2	13/17
Purdue	22/23	35/43	57-66	(9)	20-63/19-57	.317/.333	6-18/5-23	.333/.217	11-14/23-32	.786/.719	41/39 +2	10/9	14/11	1/5	6/5	23/16
SETON HALL	37/38	40/41	77-79	(2)	28-57/31-68	.491/.456	7-23/6-21	.304/.286	14-19/11-19	.737/.579	36/35 +1	8/10	16/12	7/1	7/11	16/17
SIENA	39/36	47/24	86-60	+26	32-64/19-61	.500/.311	7-19/8-16	.368/.500	15-19/14-21	.789/.667	43/39 +4	11/6	16/21	15/1	11/8	19/16
INDIANA	35/36	36/26	71-62	+9	26-61/22-55	.426/.400	9-26/5-23	.346/.217	10-14/13-19	.714/.684	37/37 -	13/9	12/15	5/4	8/5	16/17
BRYANT	51/35	51/24	102-59	+43	39-70/20-58	.557/.345	10-26/4-19	.385/.211	14-19/15-19	.737/.789	46/29 +17	21/6	6/13	7/0	10/2	17/18
MEMPHIS	38/38	43/34	81-72	+9	28-61/27-60	.459/.450	14-26/4-11	.538/.364	11-12/14-18	.917/.778	34/35 (1)	16/10	11/12	14/5	8/6	20/13
ALBANY	38/31	32/37	70-68	+2	24-57/27-74	.421/.365	9-21/6-20	.429/.300	13-21/8-12	.619/.667	37/52 (15)	11/9	7/10	10/2	4/2	19/19
GRAND CANYON	31/25	43/31	74-56	+18	26-59/22-55	.441/.400	4-19/6-19	.211/.316	18-27/6-12	.667/.500	41/35 +6	14/13	12/19	6/3	10/7	15/20
Kentucky	27/41	34/49	61-90	(29)	24-69/30-62	.348/.484	3-25/6-13	.120/.462	10-13/24-30	.769/.800	37/44 (7)	10/13	11/11	5/5	3/5	25/19
PITTSBURGH	41/23	36/28	77-51	+26	28-56/17-49	.500/.347	5-17/6-25	.294/.240	16-26/11-18	.615/.611	42/29 +13	11/8	10/15	4/2	10/6	21/22
Clemson	23/23	32/32	69-74	(5)	28-62/25-68	.452/.368	4-14/7-24	.286/.292	9-12/17-20	.750/.850	45/36 +9	12/10	21/11	5/7	6/15	17/14
Florida State	32/45	41/24	73-69	+4	27-64/26-65	.422/.400	8-24/8-24	.333/.333	11-15/9-13	.733/.692	34/45 (11)	16/11	8/14	8/4	5/4	14/15
VIRGINIA TECH	44/40	50/46	94-86	+8	31-59/30-61	.525/.492	13-23/8-22	.565/.364	19-26/18-22	.731/.818	34/30 +4	17/11	16/19	7/0	11/7	17/18
Notre Dame	30/28	32/34	82-78	+4	30-61/30-79	.492/.380	7-20/11-38	.350/.289	15-17/7-11	.882/.636	34/48 (14)	14/17	16/18	4/3	6/9	12/15
BOSTON COLLEGE	31/29	46/40	77-69	+8	23-57/23-65	.404/.354	8-23/8-29	.348/.276	23-31/15-19	.742/.789	42/40 +2	12/10	13/16	4/1	10/7	17/21

Note: Game totals are displayed in the format TEAM/OPPONENT for each category



2017-18 Louisville Men's Basketball
Louisville Points-Rebounds-Assists (as of Jan 21, 2018)
All games



Opponent	Date	Score	00		01		02		03		04		05		12	
			KING,VJ	THOMAS,LAN	PERRY,DARI	GRIFFIN,JO	SNIDER,QUE	WILLIAMS,M	REDDING,JA							
GEORGE MASON	11/12/17	72-61 w	5-1-0	DNP	17-2-3	DNP	10-6-3	2-1-0	DNP							
OMAHA	11/17/17	87-78 w	8-5-0	DNP	9-1-1	DNP	7-2-4	8-4-2	DNP							
SOUTHERN ILLINOIS	11/21/17	84-42 w	4-8-1	5-3-0	10-1-7	DNP	5-2-3	2-3-0	DNP							6-0-0
ST. FRANCIS	11/24/17	84-72 w	10-2-0	0-1-0	2-1-2	DNP	11-2-6	DNP	DNP							DNP
at Purdue	11/28/17	57-66 L	17-6-0	0-0-0	0-1-1	DNP	3-5-6	0-2-0	DNP							DNP
SETON HALL	12/3/17	77-79 L	14-5-1	DNP	4-1-1	DNP	15-7-2	3-3-0	DNP							DNP
SIENA	12/6/17	86-60 w	7-2-0	2-0-0	7-0-1	0-0-0	16-2-2	5-4-0	DNP							2-0-0
INDIANA	12/9/17	71-62 w	7-2-0	DNP	0-2-2	DNP	13-2-5	9-4-0	DNP							DNP
BRYANT	12/11/17	102-59 w	7-4-3	10-7-0	2-1-4	0-0-1	17-4-2	4-6-0	DNP							5-0-0
vs MEMPHIS	12/16/17	81-72 w	17-3-3	DNP	2-1-0	DNP	19-3-5	0-1-0	DNP							DNP
ALBANY	12/20/17	70-68 w	6-7-2	DNP	1-0-1	DNP	19-1-4	0-4-0	DNP							DNP
GRAND CANYON	12/23/17	74-56 w	7-3-1	DNP	3-1-1	DNP	12-3-5	0-0-0	DNP							DNP
at Kentucky	12/29/17	61-90 L	12-4-0	0-0-0	0-0-0	DNP	7-3-4	8-5-0	DNP							DNP
PITTSBURGH	1/2/18	77-51 w	5-3-0	3-2-0	0-2-0	0-0-0	19-3-4	8-5-0	DNP							DNP
at Clemson	1/6/18	69-74 L	9-3-1	DNP	0-1-0	DNP	13-4-5	0-2-0	DNP							DNP
at Florida State	1/10/18	73-69 w	7-5-0	DNP	0-1-1	DNP	9-2-6	5-3-0	DNP							DNP
VIRGINIA TECH	1/13/18	94-86 w	16-2-1	DNP	3-1-1	DNP	19-2-3	3-1-2	DNP							DNP
at Notre Dame	1/16/18	82-78 w	2-3-0	DNP	0-1-2	DNP	22-3-7	2-3-0	DNP							DNP
BOSTON COLLEGE	1/21/18	77-69 w	15-2-2	0-0-0	0-0-0	DNP	7-4-3	10-5-0	DNP							DNP

Opponent	Date	Score	13		14		22		24		30		33	
			SPALDING,R	MAHMOUD,AN	ADEL,DENG	SUTTON,DWA	MCMAHON,RY	NWORA,JORD						
GEORGE MASON	11/12/17	72-61 w	2-7-1	6-9-1	20-4-3	0-0-0	DNP	10-3-0						
OMAHA	11/17/17	87-78 w	19-11-2	10-8-1	21-8-4	3-10-0	DNP	2-3-0						
SOUTHERN ILLINOIS	11/21/17	84-42 w	8-6-1	2-5-2	16-7-1	8-6-1	DNP	18-8-1						
ST. FRANCIS	11/24/17	84-72 w	19-13-1	12-9-2	13-3-4	7-2-1	DNP	10-0-0						
at Purdue	11/28/17	57-66 L	8-9-0	11-8-1	13-4-2	2-1-0	DNP	3-4-0						
SETON HALL	12/3/17	77-79 L	2-8-1	0-1-0	20-5-2	9-3-1	DNP	10-2-0						
SIENA	12/6/17	86-60 w	10-10-2	17-13-1	9-2-5	0-6-0	DNP	11-4-0						
INDIANA	12/9/17	71-62 w	10-14-2	10-7-0	16-1-1	2-3-0	4-1-3	0-0-0						
BRYANT	12/11/17	102-59 w	11-9-3	17-9-1	17-0-4	8-4-0	2-0-2	2-2-1						
vs MEMPHIS	12/16/17	81-72 w	12-9-1	4-2-1	15-3-3	6-2-1	6-2-2	0-3-0						
ALBANY	12/20/17	70-68 w	7-3-0	9-7-1	13-3-1	0-9-0	15-1-1	0-1-1						
GRAND CANYON	12/23/17	74-56 w	21-16-1	7-5-2	14-1-2	7-5-0	3-4-2	0-0-0						
at Kentucky	12/29/17	61-90 L	12-11-1	4-4-0	13-4-3	0-0-0	2-1-2	3-0-0						
PITTSBURGH	1/2/18	77-51 w	10-3-2	7-5-1	12-6-2	3-8-1	10-0-0	0-4-1						
at Clemson	1/6/18	69-74 L	16-14-1	6-3-1	14-11-2	5-3-1	6-1-1	DNP						
at Florida State	1/10/18	73-69 w	15-6-1	8-6-2	16-6-5	2-2-0	11-2-1	DNP						
VIRGINIA TECH	1/13/18	94-86 w	6-5-1	6-5-1	27-11-3	4-4-2	10-3-3	DNP						
at Notre Dame	1/16/18	82-78 w	23-12-2	4-6-0	14-4-2	0-0-0	9-0-1	6-1-0						
BOSTON COLLEGE	1/21/18	77-69 w	5-11-1	0-1-0	18-10-5	2-3-0	5-1-0	15-5-1						



2017-18 Louisville Men's Basketball
Louisville Game-by-Game Highs (as of Jan 21, 2018)
All games



Opponent	Date	Score	Points	Rebounds	Assists	Steals	Blocked shots
GEORGE MASON	11/12/17	72-61	20-ADEL, Deng	9-MAHMOUD, Anas	3-SNIDER, Quentin PERRY, Darius ADEL, Deng	3-SPALDING, Ray	2-ADEL, Deng MAHMOUD, Anas
OMAHA	11/17/17	87-78	21-ADEL, Deng	11-SPALDING, Ray	4-ADEL, Deng SNIDER, Quentin	2-PERRY, Darius SPALDING, Ray	8-MAHMOUD, Anas
SOUTHERN ILLINOIS	11/21/17	84-42	18-NWORA, Jordan	8-KING, V.J. NWORA, Jordan	7-PERRY, Darius	4-ADEL, Deng	3-MAHMOUD, Anas
ST. FRANCIS at Purdue	11/24/17 11/28/17	84-72 57-66	19-SPALDING, Ray 17-KING, V.J.	13-SPALDING, Ray 9-SPALDING, Ray	6-SNIDER, Quentin 6-SNIDER, Quentin	2-MAHMOUD, Anas 3-SPALDING, Ray	5-SPALDING, Ray 1-MAHMOUD, Anas
SETON HALL	12/3/17	77-79	20-ADEL, Deng	8-SPALDING, Ray	2-SNIDER, Quentin ADEL, Deng	2-MAHMOUD, Anas	5-MAHMOUD, Anas
SIENA	12/6/17	86-60	17-MAHMOUD, Anas	13-MAHMOUD, Anas	5-ADEL, Deng	4-SPALDING, Ray	9-MAHMOUD, Anas
INDIANA	12/9/17	71-62	16-ADEL, Deng	14-SPALDING, Ray	5-SNIDER, Quentin	3-KING, V.J.	5-SPALDING, Ray
BRYANT	12/11/17	102-59	17-MAHMOUD, Anas ADEL, Deng SNIDER, Quentin	9-MAHMOUD, Anas SPALDING, Ray	4-ADEL, Deng PERRY, Darius	3-SPALDING, Ray	3-MAHMOUD, Anas
vs MEMPHIS	12/16/17	81-72	19-SNIDER, Quentin	9-SPALDING, Ray	5-SNIDER, Quentin	2-PERRY, Darius MAHMOUD, Anas	7-MAHMOUD, Anas
ALBANY	12/20/17	70-68	19-SNIDER, Quentin	9-SUTTON, Dwayne	4-SNIDER, Quentin	2-MAHMOUD, Anas	9-MAHMOUD, Anas
GRAND CANYON	12/23/17	74-56	21-SPALDING, Ray	16-SPALDING, Ray	5-SNIDER, Quentin	3-McMAHON, Ryan SPALDING, Ray	3-MAHMOUD, Anas
at Kentucky	12/29/17	61-90	13-ADEL, Deng	11-SPALDING, Ray	4-SNIDER, Quentin	1-MAHMOUD, Anas SPALDING, Ray THOMAS, Lance	1-WILLIAMS, Malik SPALDING, Ray MAHMOUD, Anas ADEL, Deng THOMAS, Lance
PITTSBURGH	1/2/18	77-51	19-SNIDER, Quentin	8-SUTTON, Dwayne	4-SNIDER, Quentin	2-McMAHON, Ryan SPALDING, Ray	2-MAHMOUD, Anas
at Clemson	1/6/18	69-74	16-SPALDING, Ray	14-SPALDING, Ray	5-SNIDER, Quentin	2-SNIDER, Quentin SUTTON, Dwayne	2-SPALDING, Ray SUTTON, Dwayne
at Florida State	1/10/18	73-69	16-ADEL, Deng	6-ADEL, Deng MAHMOUD, Anas SPALDING, Ray	6-SNIDER, Quentin	2-SPALDING, Ray	4-MAHMOUD, Anas
VIRGINIA TECH	1/13/18	94-86	27-ADEL, Deng	11-ADEL, Deng	3-SNIDER, Quentin McMAHON, Ryan ADEL, Deng	3-SUTTON, Dwayne	4-SPALDING, Ray
at Notre Dame	1/16/18	82-78	23-SPALDING, Ray	12-SPALDING, Ray	7-SNIDER, Quentin	2-NWORA, Jordan SPALDING, Ray	4-MAHMOUD, Anas
BOSTON COLLEGE	1/21/18	77-69	18-ADEL, Deng	11-SPALDING, Ray	5-ADEL, Deng	2-SUTTON, Dwayne MAHMOUD, Anas	3-MAHMOUD, Anas

Specialty Stats Game-by-Game (UL/Opp)

Opponent	Date	Paint	Off TO	2nd Chnc	Fast Brk	Bench	Opponent	Date	Paint	Off TO	2nd Chnc	Fast Brk	Bench
George Mason	11/7/17	24/16	18/8	9/7	11/2	29/0	Albany	12/20/17	24/34	7/8	0/13	7/2	16/13
Omaha	11/12/17	50/42	16/27	14/17	10/10	24/17	Grand Canyon	12/23/17	34/24	21/15	13/7	2/4	13/6
Southern Illinois	11/21/17	40/24	19/5	8/10	16/0	49/10	at Kentucky	12/28/17	30/42	15/16	15/12	4/10	13/35
St. Francis	11/24/17	40/20	17/6	14/11	2/2	19/20	Pittsburgh	1/2/18	44/18	14/5	10/4	8/0	23/12
at Purdue	11/28/17	22/22	16/14	10/13	6/4	5/11	at Clemson	1/6/18	38/30	13/12	9/10	4/4	17/6
Seton Hall	12/3/17	26/40	17/16	7/8	8/8	26/3	at Florida State	1/10/18	28/34	16/11	11/20	8/8	21/21
Siena	12/6/17	44/20	21/19	9/21	15/0	27/43	Virginia Tech	1/13/18	28/40	20/16	15/16	8/2	23/8
Indiana	12/9/17	30/32	17/9	13/18	7/0	15/16	Notre Dame	1/16/18	28/36	21/20	15/21	2/6	19/15
Bryant	12/11/17	50/26	17/4	20/14	6/0	33/10	Boston College	1/21/18	28/26	19/16	8/10	10/0	22/2
vs. Memphis	12/16/17	24/34	13/13	6/14	8/8	14/15							

2017-18 Louisville Men's Basketball Miscellaneous Statistics

Louisville's Record When the Cardinals ...

Lead at halftime	11-0
Trail at halftime	3-3
Are tied at halftime	1-1
Shoot better from the field than opponent	15-2
Shoot worse from the field than opponent	0-2
Shoot 50 percent or better from the field	4-0
Shoot below 50 percent from the field	11-4
Opp. shoots 50 pct. or better from the field	0-0
Opp. shoots below 50 pct. from the field	15-4
Make 7 or fewer three-point goals	5-4
Make more than 7 three-point goals	10-0
Attempt 20 or fewer three-point goals	6-3
Attempt more than 20 three-point goals	9-1
Shoot more free throws than their opp.	10-0
Opponent shoots more free throws	3-3
Outrebound their opponent	10-3
Are outrebounded by their opponent	5-1
Bench outscores the opponent bench	10-2
Opponent bench outscores their bench	4-2
Commit fewer turnovers than their opp.	14-0
Commit more turnovers than their opp.	1-3
Commit same number of turnover as opp.	0-1
Commit 15 or fewer turnovers	11-2
Commit more than 15 turnovers	4-2
Lead with 5:00 Remaining	11-0
Trail with 5:00 Remaining	3-4
Tied with 5:00 Remaining	1-0
1-3 point margins	1-1
4-5 point margins	2-1
6-10 point margins	5-1
11-19 point margins	3-0
20 or more point margins	4-1
Overtime games	1-1
Vs. Top 25 teams	1-2
Home games	12-1
Away games	2-3
Neutral games	1-0
Score 59 or fewer points	0-1
Score 60-69 points	0-2
Score 70-79 points	7-1
Score 80-89 points	7-0
Score 90 or more points	1-0
Allow 59 or fewer points	4-0
Allow 60-69 points	6-1
Allow 70-79 points	4-2
Allow 80 or more points	1-1

Double-Doubles

Spalding.....	8	Adel	3
Mahmoud.....	1		

Points Off Turnovers

Louisville	317	Opponents	230
------------------	-----	-----------------	-----

Bench Scoring

Louisville.....	408 (21.5)	Opp.....	263 (13.8)
-----------------	------------	----------	------------

Rebounding Advantage

Louisville.....	12	Opponents	6
-----------------	----	-----------------	---

Attendance

Home	228,026	(17,540 avg.)
Away	66,306	(13,261 avg.)
Neutral	6,525	(6,525 avg.)
Total.....	300,857	(15,835 avg.)

Double-Figure

Scoring Games

Adel.....	18
Snider	13
Spalding.....	12
King	7
Mahmoud.....	6
Nwora	6
McMahon.....	4
Perry	2
Thomas.....	1
Williams.....	1

Games Leading

UoL in Scoring

Adel.....	9
Snider	4
Spalding.....	4
Mahmoud.....	2
King	1
Nwora	1

Games Leading

UoL in Rebounding

Spalding.....	13
Mahmoud.....	4
Adel.....	2
Sutton	2
King	1
Nwora	1

Games Leading

UoL in Assists

Snider	15
Adel.....	7
Perry	3
McMahon.....	1

Scored Louisville's

First Points

<i>Who</i>	
Spalding.....	5
Adel.....	4
King	4
Mahmoud.....	2
Snider	2
Williams.....	2

How

Jumper.....	8
Layup	4
3-pointer	3
Dunk	2
Free Throw	2

Dunks 54

Spalding.....	21
Mahmoud.....	10
Adel.....	9
King	5
Nwora	2
Perry	2
Sutton	2
Williams.....	2
Thomas.....	1

Jump Balls Controlled

Louisville.....	11	(Spalding 11)
Opponents	8	

Starting Lineups

W-L	Forward	Forward	Center	Guard	Guard
9-3	Adel	Spalding	Mahmoud	Snider	King
6-1	Adel	Spalding	Williams	Snider	King

Scoring Summary

	1st Half	2nd Half	OT	Total
Louisville	658	786	34	1478
Opponents	596	661	35	1292

Leads and Deficits

UL's Biggest Halftime Lead	18 (41-23) vs. Pittsburgh (1/2)
UL's Biggest Halftime Lead Blown	7 (38-31) vs. Albany (12/20)
UL's Biggest Halftime Deficit	
Overcome.....	13 (32-45) vs. Florida State (1/10)
UL's Biggest 2nd Half Lead	48 (84-36) vs. Southern Illinois (11/21)
UL's Biggest 2nd Half Lead Blown	11 three times
	<i>latest:</i> (59-48) vs. Albany (12/20)
UL's Biggest 2nd Half Deficit	32 (76-44) vs. Kentucky (12/29)
UL's Biggest 2nd Half Deficit	
Overcome.....	14 (34-48) vs. Florida State (1/10)
UL's Biggest Overall Lead	48 (84-36) vs. Southern Illinois (11/21)
UL's Biggest Lead Blown	11 three times
	<i>latest:</i> (59-48) vs. Albany (12/20)
UL's Biggest Overall Deficit.....	32 (76-44) vs. Kentucky (12/29)
UL's Biggest Deficit Overcome.....	17 (28-45) vs. Florida State (1/10)

Home, Road and Half Statistics

Halftime Leads	UL 11, Opp 6, Tied 2
FG% in KFC Yum! Center472 (373-790)
FG% Away from Home413 (157-380)
3 Pt FG% in KFC Yum! Center.....	.356 (101-284)
3 Pt FG% Away from Home331 (42-127)
FT% in KFC Yum! Center730 (208-285)
FT% Away from Home807 (67-83)
Scoring Average	
in KFC Yum! Center.....	81.2 (1055 pts.)
Scoring Avg. on the Road	70.5 (423 pts.)
Opp. Scoring Average	
in KFC Yum! Center.....	64.8 (843 pts.)
Opp. Scoring Average	
on the Road	74.8 (449 pts.)
Most 1st Half Points	51 vs. Bryant (12/11)
Most 2nd Half Points	55 vs. Southern Illinois (11/21)
Fewest 1st Half Points.....	22 vs. Purdue (11/28)
Fewest 2nd Half Points	32 three times
	<i>latest:</i> Notre Dame (1/16)
Largest Halftime Lead	18 vs. Pittsburgh (1/2)
Largest Halftime Deficit.....	14 vs. Kentucky (12/29)

2017-18 Louisville Men's Basketball Team Superlatives

Louisville High	Louisville Low	Statistical Category	Opponent High	Opponent Low
102 vs. Bryant (12/11)	57 vs. Purdue (11/28)	Points	90 by Kentucky (12/29)	42 by Southern Illinois (11/21)
51 vs. Bryant (12/11)	22 vs. Purdue (11/28)	First Half Points	45 by Florida State (1/10)	18 by Southern Illinois (11/21)
55 vs. Southern Illinois (11/21)	32 vs. Albany (12/20) vs. Clemson (1/6)	Second Half Points	53 by Omaha (11/17)	24 four times <i>latest:</i> by Florida State (1/10)
39 vs. Bryant (12/11)	20 vs. Purdue (11/28)	Field Goals	31 by Omaha (11/17), Seton Hall (12/3)	17 by Southern Illinois (11/21) by Pittsburgh (1/2)
70 vs. Bryant (12/11)	48 vs. George Mason (11/12)	Field Goal Attempts	86 by Omaha (11/17)	49 by Pittsburgh (1/2)
.557 vs. Bryant (12/11)	.317 vs. Purdue (11/28)	FG Percentage	.492 by Virginia Tech (1/13)	.266 by Southern Illinois (11/21)
14 vs. Memphis (12/16)	3 vs. Kentucky (12/29)	3-Point Field Goals	10 by St. Francis (11/24)	3 by Southern Illinois (11/21)
26 four times <i>latest:</i> vs. Memphis (12/16)	14 vs. Clemson (1/6)	3-Point Field Goal Att.	27 by George Mason (11/12) by Omaha (11/17)	13 by Kentucky (12/29)
.565 vs. Virginia Tech (1/13)	.120 vs. Kentucky (12/29)	3-Point FG Percentage	.500 by Siena (12/6)	.143 by Southern Illinois (11/21)
23 vs. Boston College (1/21)	9 vs. Clemson (1/6)	Free Throws	24 by Kentucky (12/29)	5 by Southern Illinois (11/21)
31 vs. Boston College (1/21)	12 vs. Memphis (12/16), Clemson (1/6)	Free Throw Attempts	32 by Purdue (11/28)	9 by Southern Illinois (11/21)
.933 vs. Southern Illinois (11/21)	.619 vs. Albany (12/20)	Free Throw Percentage	.850 by Clemson (1/6)	.500 by Grand Canyon (12/23)
18 vs. Omaha (11/17)	7 vs. G. Mason (11/12), Albany (12/20)	Offensive Rebounds	26 by Notre Dame (1/16)	4 by Pittsburgh (1/2)
39 vs. Southern Illinois (11/21)	20 vs. St. Francis (11/24) vs. Memphis (12/16)	Defensive Rebounds	32 by Kentucky (12/29)	19 by Omaha (11/17) by Bryant (12/11)
53 vs. Omaha (11/17)	33 vs. St. Francis (11/24)	Total Rebounds	48 by Notre Dame (1/16)	29 by Bryant (12/11), Pitt (1/2)
25 vs. Kentucky (12/29)	9 vs. Southern Illinois (11/21)	Fouls	22 by Pittsburgh (1/2)	13 by Memphis (12/16)
21 vs. Bryant (12/11)	8 vs. Seton Hall (12/3)	Assists	17 by Notre Dame (1/16)	6 by Siena (12/6), Bryant (12/11)
21 vs. Clemson (1/6)	6 vs. Bryant (12/11)	Turnovers	21 by Siena (12/6)	10 by Omaha (11/17)
15 vs. Omaha (11/17) vs. Siena (12/6)	1 vs. Purdue (11/28)	Blocked Shots	7 by Clemson (1/6)	0 three times <i>latest:</i> by Virginia Tech (1/13)
11 vs. Siena (12/6) vs. Virginia Tech (1/13)	3 vs. Kentucky (12/29)	Steals	15 by Clemson (1/6)	2 three times <i>latest:</i> by Albany (12/20)

2017-18 Louisville Men's Basketball Individual Superlatives

	Louisville	Opponent
Points	27 by Deng Adel vs. Virginia Tech (1/13)	30 by Jaire Grayer, George Mason (11/12)
Field Goals Made	10 by Adel vs. Va. Tech (1/13), Spalding vs. Notre Dame (1/16)	12 by Desi Rodriguez, Seton Hall (12/3)
Field Goals Attempted	18 by Ray Spalding vs. Omaha (11/17)	25 by Matt Farrell, Notre Dame (1/16)
Highest FG Pct. (min. 5 made)	.875 (7-8) by Deng Adel vs. Omaha (11/17)	.769 (10-13) by Martinas Geben, Notre Dame (1/16)
3-Point Field Goals Made	5 by Adel vs. Memphis (12/16), McMahon vs. Albany (12/20)	5 by Jaire Grayer, George Mason (11/12)
3-Point Field Goals Attempted	8 by Deng Adel vs. Indiana (12/9); Memphis (12/16) by Ryan McMahon vs. Albany (12/20)	14 by Matt Farrell, Notre Dame (1/16)
3-Point FG Pct. (min. 3 made)	100 (3-3) by Darius Perry & Jordan Nwora vs. George Mason (11/12)	.750 (3-4) by Joe Cremo, Albany (12/20)
Free Throws Made	8 three times <i>latest:</i> by V.J. King vs. Boston College (1/21)	9 by Carsen Edwards, Purdue (11/28) by Jeremiah Martin, Memphis (12/16)
Free Throws Attempted	10 by Ray Spalding vs. Pittsburgh (1/2)	11 by Goanar Mar, George Mason (11/12) by Carsen Edwards, Purdue (11/28)
Free Throw Pct. (min. 8 made)	100 (8-8) three times <i>latest:</i> by V.J. King vs. Boston College (1/21)	100 (9-9) by Jeremiah Martin, Memphis (12/16)
Offensive Rebounds	6 by Ray Spalding (5 times) <i>latest:</i> vs. Kentucky (12/29)	11 by Martinas Gerben, Notre Dame (1/16)
Defensive Rebounds	11 by Ray Spalding vs. Boston College (1/21)	10 by Steffon Mitchell, Boston College (1/21)
Total Rebounds	16 by Ray Spalding vs. Grand Canyon (12/23)	17 by Martinas Gerben, Notre Dame (1/16)
Turnovers	5 by Darius Perry vs. Siena (12/6)	7 by Ky Bowman, Boston College (1/21)
Assists	7 by Perry vs. S. Illinois (11/21), Snider vs. Notre Dame (1/16)	8 by Matt Farrell, Notre Dame (1/16)
Blocked Shots	9 by Anas Mahmoud vs. Siena (12/6); Albany (12/20)	5 by Elijah Thomas, Clemson (1/6)
Steals	4 by Deng Adel vs. Southern Illinois (11/21) by Ray Spalding vs. Siena (12/6)	5 by Marcquise Reed, Clemson (1/6)
Minutes Played (regulation game)	39 by Deng Adel vs. George Mason (11/12) by Quentin Snider vs. Purdue (11/28)	40 by Keith Braxton, St. Francis (11/24) by Jordan Chatman, Boston College (1/21)
Minutes Played (overtime game)	47 by Ray Spalding vs. Notre Dame (1/16)	48 by Matt Farrell & T.J. Gibbs, Notre Dame (1/16)

2017-18 Box Scores

Louisville 101, Kentucky Wesleyan 64 Oct. 30, 2017 -- KFC YUM! CENTER (Exhibition)

Louisville 101

Player	min	FG	3FG	FT	Reb	Ast	TO	BL	ST	PF	TP
Spalding	f 21	6-8	0-0	3-5	7	4	4	1	3	2	15
Adel	f 20	6-11	0-1	0-0	2	3	2	0	3	1	12
Mahmoud	c 27	10-11	0-0	0-1	5	4	1	7	3	1	20
King	g 24	2-5	0-1	2-4	3	2	2	0	1	1	6
Snider	g 23	3-5	2-3	2-2	5	5	0	0	0	1	10
Thomas	12	2-5	0-2	0-0	4	0	1	2	0	3	4
Perry	14	3-5	1-2	0-0	1	1	1	0	2	0	7
Griffin	10	0-1	0-1	0-0	0	0	0	0	0	0	0
Williams	20	2-9	1-4	3-4	4	1	3	2	2	3	8
Redding	3	1-1	0-0	0-0	1	0	1	0	0	1	2
Sutton	10	5-6	3-3	0-0	1	2	1	0	1	3	13
Nwora	16	1-8	0-4	2-2	7	0	0	0	2	1	4
Team					1						
Totals	200	41-75	7-21	12-18	41	22	16	12	17	17	101

Total FG% 1st H: 21-32 65.6% 2nd H: 20-43 46.5% Game: 54.7%
 3-Pt. FG% 1st H: 7-10 70.0% 2nd H: 0-11 0.0% Game: 33.3%
 FThrow % 1st H: 5- 8 62.5% 2nd H: 7-10 70.0% Game: 66.7%

Kentucky Wesleyan 64

Player	min	FG	3FG	FT	Reb	Ast	TO	BL	ST	PF	TP
Harris	f 12	3-5	0-0	1-2	1	1	5	0	0	1	7
Quinn	f 35	7-10	0-0	0-0	8	1	3	3	2	1	14
Cardwell	g 27	4-10	0-1	3-4	3	2	6	1	0	3	11
Redix	g 20	1-4	0-2	0-0	1	3	3	0	0	1	2
Bell, R.	g 30	4-10	0-1	4-4	7	1	3	0	1	2	12
Hatton	15	0-2	0-0	0-0	2	0	1	0	0	0	0
Dzierzawski	22	1-4	0-0	0-0	1	4	4	0	0	1	2
Milligan	19	2-8	1-3	0-0	5	1	0	0	2	4	5
Noffsinger	1	0-0	0-0	0-0	0	0	0	0	0	0	0
Warnock	14	4-5	0-0	1-1	2	1	2	0	0	5	9
Bell, E.	3	0-1	0-0	0-0	0	0	0	0	0	0	0
Mumford	1	0-2	0-1	0-0	1	0	0	0	0	0	0
Overton	1	0-0	0-0	2-2	0	0	0	0	0	0	2
Team					2						
Totals	200	26-61	1-10	11-13	33	14	27	4	5	18	64

Total FG% 1st H: 17-28 60.7% 2nd H: 9-33 27.3% Game: 42.6%
 3-Pt. FG% 1st H: 0- 3 0.0% 2nd H: 1- 7 14.3% Game: 10.0%
 FThrow % 1st H: 1- 2 50.0% 2nd H: 10-11 90.9% Game: 84.6%

Score by Periods 1st 2nd Total Attendance: 14,818
 Ky. Wesleyan 35 29 64 Ties: 2
 Louisville 54 47 101 Lead Changes: 1

Louisville 72, Bellarmine 57 Nov. 7, 2017 -- KFC YUM! CENTER (Exhibition)

Louisville 72

Player	min	FG	3FG	FT	Reb	Ast	TO	BL	ST	PF	TP
Spalding	f 20	2-3	0-1	3-4	7	0	3	0	1	3	7
Adel	f 32	7-12	2-5	5-8	7	1	5	0	0	1	21
Mahmoud	c 37	4-7	0-0	1-4	11	2	2	1	1	1	9
King	g 29	4-8	2-5	4-6	2	5	1	0	3	14	
Snider	g 37	2-10	1-4	0-0	4	6	2	0	0	1	5
Perry	16	1-5	0-3	1-2	3	0	2	0	1	2	3
Williams	1	0-0	0-0	0-0	0	0	0	1	0	0	0
Sutton	13	2-2	1-1	0-0	1	0	1	0	0	3	5
Nwora	15	2-6	1-2	3-4	8	0	0	0	0	2	8
Team					0						
Totals	200	24-53	7-21	17-28	43	11	20	3	3	16	72

Total FG% 1st H: 10-26 38.5% 2nd H: 14-27 51.9% Game: 45.3%
 3-Pt. FG% 1st H: 5-13 38.5% 2nd H: 2- 8 25.0% Game: 33.3%
 FThrow % 1st H: 10-15 66.7% 2nd H: 7-13 53.8% Game: 60.7%

Bellarmine 57

Player	min	FG	3FG	FT	Reb	Ast	TO	BL	ST	PF	TP
Corbett	f 18	1-2	1-1	1-2	4	1	0	0	3	1	4
Hunter	f 14	1-1	0-0	0-0	1	0	0	0	0	0	2
Eberhard	f 28	3-7	0-3	0-1	3	6	4	0	0	2	6
Jenkins	g 24	3-8	0-2	0-0	1	2	1	0	2	5	6
Coles	g 32	2-10	0-6	2-2	6	4	5	0	3	2	6
Weyer	27	3-7	2-5	0-0	5	0	1	0	2	3	8
Ramsler	11	1-1	0-0	1-2	3	0	3	0	1	1	3
Bach	19	5-9	0-3	2-2	1	0	0	0	2	1	12
Fleming	10	1-4	1-3	0-0	1	1	0	0	3	3	3
Chitty	17	3-5	1-1	0-0	0	2	0	1	2	7	
Team					0	1	1	1			
Totals	200	23-54	5-24	6-9	25	14	17	0	14	21	57

Total FG% 1st H: 10-27 37.0% 2nd H: 13-27 48.1% Game: 42.6%
 3-Pt. FG% 1st H: 3-23 23.1% 2nd H: 2-11 18.2% Game: 20.8%
 FThrow % 1st H: 0- 1 0.0% 2nd H: 6- 8 75.0% Game: 66.7%

Score by Periods 1st 2nd Total Attendance: 15,350
 Bellarmine 23 34 57 Ties: 3
 Louisville 35 37 72 Lead Changes: 0

Louisville 72, George Mason 61 Nov. 12, 2017 -- KFC YUM! CENTER

Louisville 72

Player	min	FG	3FG	FT	Reb	Ast	TO	BL	ST	PF	TP
Spalding	f 29	1-6	0-1	0-0	7	1	3	1	3	5	2
Adel	f 39	9-17	1-5	1-2	4	3	3	2	0	3	20
Mahmoud	c 28	2-4	0-0	2-7	9	1	1	2	1	0	6
King	g 16	0-3	0-1	5-6	1	0	1	0	1	2	5
Snider	g 37	4-11	1-6	1-2	6	3	2	0	0	1	10
Perry	27	3-3	3-3	8-8	2	3	2	0	2	1	17
Williams	4	0-0	0-0	2-2	1	0	0	0	0	1	2
Sutton	6	0-1	0-1	0-0	0	0	0	0	0	2	0
Nwora	14	3-3	3-3	1-2	3	0	1	0	1	3	10
Team					3	1					
Totals	200	22-48	8-20	20-29	36	11	14	5	8	18	72

Total FG% 1st H: 8-28 28.6% 2nd H: 14-20 70.0% Game: 45.8%
 3-Pt. FG% 1st H: 1-10 10.0% 2nd H: 7-10 70.0% Game: 40.0%
 FThrow % 1st H: 7- 8 87.5% 2nd H: 13-21 61.9% Game: 69.0%

George Mason 61

Player	min	FG	3FG	FT	Reb	Ast	TO	BL	ST	PF	TP
Mar	f 36	1-5	0-4	6-11	6	0	3	0	0	4	8
Kier	g 37	6-9	0-2	6-7	4	2	2	2	0	2	18
Livingston	g 40	1-10	1-3	0-0	2	3	2	0	2	1	3
Grayer	g 39	7-15	5-11	1-2	10	1	0	0	4	3	20
Boyd	g 29	5-10	2-6	0-0	4	1	4	0	0	4	12
Wilson	11	0-0	0-0	0-1	1	0	2	0	0	2	0
Greene	6	0-2	0-1	0-0	2	0	2	0	0	3	0
Calixte	2	0-1	0-0	0-0	1	0	1	0	0	1	0
Team					1						
Totals	200	20-52	8-27	13-21	31	7	15	0	6	20	61

Total FG% 1st H: 10-29 34.5% 2nd H: 10-23 43.5% Game: 38.5%
 3-Pt. FG% 1st H: 5-15 33.3% 2nd H: 3-12 25.0% Game: 29.6%
 FThrow % 1st H: 2- 4 50.0% 2nd H: 11-17 64.7% Game: 61.9%

Score by Periods 1st 2nd Total Attendance: 18,304
 George Mason 27 34 61 Ties: 3
 Louisville 24 48 72 Lead Changes: 3

Louisville 87, Omaha 78 Nov. 17, 2017 -- KFC YUM! CENTER

Louisville 87

Player	min	FG	3FG	FT	Reb	Ast	TO	BL	ST	PF	TP
Spalding	f 27	9-18	1-1	0-0	11	2	2	3	2	2	19
Adel	f 34	7-8	0-1	8-8	8	4	2	1	1	2	21
Williams	c 19	3-7	1-3	1-1	4	2	2	3	0	2	8
King	g 28	3-9	1-2	1-2	5	0	3	0	0	0	8
Snider	g 29	2-9	1-5	2-2	2	4	2	0	1	1	7
Perry	15	2-4	0-2	5-5	1	1	2	0	2	2	9
Mahmoud	22	5-9	0-0	0-0	8	1	2	8	0	2	10
Sutton	18	0-1	0-1	3-4	10	0	1	0	0	1	3
Nwora	8	1-4	0-1	0-0	3	0	1	0	0	1	2
Team					1						
Totals	200	32-69	4-16	19-22	53	14	17	15	6	13	87

Total FG% 1st H: 16-34 47.1% 2nd H: 16-35 45.7% Game: 46.4%
 3-Pt. FG% 1st H: 3-11 27.3% 2nd H: 1- 5 20.0% Game: 25.0%
 FThrow % 1st H: 5- 6 83.3% 2nd H: 14-16 87.5% Game: 86.4%

Omaha 78

Player	min	FG	3FG	FT	Reb	Ast	TO	BL	ST	PF	TP
Woodroff-Humphrey	f 33	6-14	2-3	0-0	12	1	0	1	3	3	14
Meyer	f 8	1-5	0-0	0-0	0	0	0	0	0	2	0
Robinson	g 29	5-14	2-6	2-2	3	5	3	0	3	2	14
Norl	g 34	7-17	1-3	1-2	8	1	0	0	1	2	16
Jackson	g 28	5-12	1-5	4-6	8	1	4	1	2	2	15
Gibson	29	2-10	0-6	0-0	1	4	1	0	0	4	4
Akinwale	11	2-3	2-2	0-0	1	2	0				

2017-18 Box Scores

Purdue 66, Louisville 57 Nov. 28, 2017 -- Mackey Arena, West Lafayette, Ind. Big Ten/ACC Challenge

Louisville 57												
Player	min	FG	3FG	FT	Reb	Ast	TO	BL	ST	PF	TP	
Spalding	f 30	3-10	1-2	1-2	9	0	2	0	3	4	8	
Adel	f 38	5-15	1-1	2-2	4	2	4	0	2	1	13	
Mahmoud	c 26	4-8	0-0	3-4	8	1	1	1	1	4	11	
King	g 30	5-11	2-3	5-6	6	0	1	0	0	5	17	
Snider	g 39	1-6	1-4	0-0	5	6	4	0	0	2	3	
Thomas	1	0-1	0-1	0-0	0	0	0	0	0	0	0	
Perry	8	0-2	0-2	0-0	1	1	1	0	0	1	0	
Williams	10	0-4	0-3	0-0	2	0	0	0	0	2	0	
Sutton	5	1-1	0-0	0-0	1	0	0	0	0	3	2	
Nwora	13	1-5	1-2	0-0	4	0	1	0	0	1	3	
Team					1							
Totals	200	20-63	6-18	11-14	41	10	14	1	6	23	57	
Total FG%	1st H:	9-32	28.1%	2nd H:	11-31	35.5%	Game:	31.7%				
3-Pt. FG%	1st H:	2- 7	28.6%	2nd H:	4-11	36.4%	Game:	33.3%				
FThrow %	1st H:	2- 2	100%	2nd H:	9-12	75.0%	Game:	78.6%				

Purdue 66												
Player	min	FG	3FG	FT	Reb	Ast	TO	BL	ST	PF	TP	
Edwards, V.	f 27	5-10	1-1	4-4	7	0	3	0	0	4	15	
Haas	c 21	2-7	0-0	5-7	4	0	2	0	0	3	9	
Edwards, C.	g 27	2-11	0-6	9-11	3	2	2	0	2	3	13	
Thompson	g 32	1-5	0-4	3-4	4	0	0	0	0	0	5	
Mathias	g 38	4-11	3-8	2-2	3	2	1	1	2	2	13	
Cline	14	2-4	1-3	0-0	1	1	0	0	1	0	5	
Eastern	8	0-3	0-0	0-2	4	1	1	0	0	1	0	
Taylor	2	1-1	0-0	0-0	1	0	0	0	0	0	2	
Eifert	9	0-0	0-0	0-0	2	2	1	0	0	1	0	
Haarms	22	2-5	0-1	0-2	5	1	1	4	0	2	4	
Team					5							
Totals	200	19-57	5-23	23-32	39	9	11	5	5	16	66	
Total FG%	1st H:	9-30	30.0%	2nd H:	10-27	37.0%	Game:	33.3%				
3-Pt. FG%	1st H:	1-13	7.7%	2nd H:	4-10	40.0%	Game:	21.7%				
FThrow %	1st H:	4- 7	57.1%	2nd H:	19-25	76.0%	Game:	71.9%				

Score by Periods	1st	2nd	Total	Attendance:
Purdue	23	43	66	14,804
Louisville	22	35	57	Ties: 7
				Lead Changes: 15

Seton Hall 79, Louisville 77 Dec. 3, 2017 -- KFC YUM! CENTER

Louisville 77												
Player	min	FG	3FG	FT	Reb	Ast	TO	BL	ST	PF	TP	
Spalding	f 17	1-5	0-1	0-0	8	1	4	0	1	3	2	
Adel	f 36	7-12	0-2	6-6	5	2	4	2	1	0	20	
Mahmoud	c 20	0-0	0-0	0-0	1	0	1	5	2	2	0	
King	g 24	6-8	2-3	0-1	5	1	4	0	0	3	14	
Snider	g 37	6-16	1-7	2-2	7	2	1	0	1	0	15	
Perry	13	2-4	0-2	0-0	1	1	0	0	1	1	4	
Williams	12	1-3	1-3	0-0	3	0	0	0	0	1	3	
Sutton	20	3-6	2-3	1-2	3	1	0	0	0	4	9	
Nwora	21	2-3	1-2	5-8	2	0	2	0	1	2	10	
Team					1							
Totals	200	28-57	7-23	14-19	36	8	16	7	7	16	77	
Total FG%	1st H:	13-29	44.8%	2nd H:	15-28	53.6%	Game:	49.1%				
3-Pt. FG%	1st H:	2-11	18.2%	2nd H:	5-12	41.7%	Game:	30.4%				
FThrow %	1st H:	9-13	69.2%	2nd H:	5- 6	83.3%	Game:	73.7%				

Seton Hall 79												
Player	min	FG	3FG	FT	Reb	Ast	TO	BL	ST	PF	TP	
Sanogo	f 20	2-4	0-0	2-2	3	0	1	0	2	4	6	
Rodriguez	f 37	12-18	2-7	3-8	8	2	3	1	4	1	29	
Delgado	c 32	5-12	0-0	0-0	13	2	1	0	0	2	10	
Carrington	g 35	7-16	1-4	3-5	4	4	2	0	0	0	18	
Powell	g 35	4-12	3-8	2-2	1	2	3	0	1	3	13	
Nzei	16	0-2	0-0	1-2	3	0	0	0	0	3	1	
Gordon	4	0-1	0-1	0-0	2	0	0	0	0	0	0	
Cale	12	1-3	0-1	0-0	0	1	0	0	4	2	2	
Mamukelashvili	9	0-0	0-0	0-0	1	0	1	0	0	2	0	
Team					0							
Totals	200	31-68	6-21	11-19	35	10	12	1	11	17	79	
Total FG%	1st H:	14-33	42.4%	2nd H:	17-35	48.6%	Game:	45.6%				
3-Pt. FG%	1st H:	3-12	25.0%	2nd H:	3- 9	33.3%	Game:	28.6%				
FThrow %	1st H:	7-14	50.0%	2nd H:	4- 5	80.0%	Game:	57.9%				

Score by Periods	1st	2nd	Total	Attendance:
Seton Hall	38	41	79	19,244
Louisville	37	40	77	Ties: 7
				Lead Changes: 6

Louisville 86, Siena 60 Dec. 6, 2017 -- KFC YUM! CENTER

Louisville 86												
Player	min	FG	3FG	FT	Reb	Ast	TO	BL	ST	PF	TP	
Spalding	f 23	3-6	0-0	4-5	10	2	1	4	4	4	10	
Adel	f 25	4-9	0-2	1-3	2	5	1	0	0	2	9	
Mahmoud	c 26	8-12	0-0	1-1	13	1	4	9	1	2	17	
King	g 15	3-7	1-2	0-0	2	0	1	0	0	0	7	
Snider	g 30	4-7	2-3	6-6	2	2	1	0	1	2	16	
Thomas	6	0-0	0-0	2-2	0	0	0	0	0	0	2	
Perry	19	3-7	1-4	0-0	0	1	5	0	1	4	7	
Griffin	5	0-0	0-0	0-0	0	0	0	0	0	1	0	
Williams	11	2-4	1-1	0-0	4	0	1	1	1	1	5	
Redding	2	1-1	0-0	0-0	0	0	0	0	0	0	2	
Sutton	15	0-3	0-2	0-0	6	0	1	0	2	2	0	
Nwora	23	4-8	2-5	1-2	4	0	1	1	1	1	11	
Team					0							
Totals	200	32-64	7-19	15-19	43	11	16	15	11	19	86	
Total FG%	1st H:	13-29	44.8%	2nd H:	19-35	54.3%	Game:	50.0%				
3-Pt. FG%	1st H:	5- 9	55.6%	2nd H:	2-10	20.0%	Game:	36.8%				
FThrow %	1st H:	8-11	72.7%	2nd H:	7- 8	87.5%	Game:	78.9%				

Siena 60												
Player	min	FG	3FG	FT	Reb	Ast	TO	BL	ST	PF	TP	
Oduro	f 13	1-4	0-0	1-2	1	0	2	0	0	5	3	
Fisher	f 28	0-3	0-1	0-0	4	2	3	1	0	3	0	
Bentley	g 15	1-3	1-1	0-0	2	0	3	0	1	0	3	
Penn	g 31	2-5	1-1	1-3	7	3	0	0	1	3	6	
Shivers	g 26	1-7	0-3	3-4	4	0	2	0	2	0	5	
Camper	8	0-0	0-0	0-1	1	0	2	0	1	2	0	
Smuithen	1	0-1	0-0	0-0	0	0	0	0	0	0	0	
Huerter, Jr.	5	1-2	1-1	0-0	0	0	1	0	0	0	3	
Richard	17	2-5	2-3	2-2	1	0	2	0	1	0	8	
Horn	4	1-3	0-0	0-0	1	0	1	0	0	0	2	
Clareth	25	3-11	3-6	6-7	0	1	4	0	1	3	15	
Degnan	3	0-2	0-0	0-0	0	0	0	0	0	0	0	
Friday	24	7-15	0-0	1-2	15	0	1	0	1	0	15	
Team					3							
Totals	200	19-61	8-16	14-21	39	6	21	1	8	16	60	
Total FG%	1st H:	10-31	32.3%	2nd H:	9-30	30.0%	Game:	31.1%				
3-Pt. FG%	1st H:	4- 7	57.1%	2nd H:	4- 9	44.4%	Game:	50.0%				
FThrow %	1st H:	12-14	85.7%	2nd H:	2- 7	28.6%	Game:	66.7%				

Score by Periods	1st	2nd	Total	Attendance:
Siena	36	24	60	17,215
Louisville	39	47	86	Ties: 4
				Lead Changes: 2

Louisville 71, Indiana 62 Dec. 9, 2017 -- KFC YUM! CENTER

Louisville 71												
Player	min	FG	3FG	FT	Reb	Ast	TO	BL	ST	PF	TP	
Spalding	f 30	4-8	1-2	1-2	14	2	0	5	0	3	10	
Adel	f 33	6-15	4-8	0-0	1	1	3	0	1	0	16	
Mahmoud	c 20	4-7	0-0	2-2	7	0	2	0	1	5	10	
King	g 32	3-8	0-									

2017-18 Box Scores

Louisville 70, Albany 68 Dec. 20, 2017 -- KFC YUM! CENTER Gotham Classic

Louisville 70												
Player	min	FG	3FG	FT	Reb	Ast	TO	BL	ST	PF	TP	
Spalding	f 16	3-4	0-0	1-2	3	0	2	1	1	4	7	
Adel	f 33	5-11	1-4	2-2	3	1	2	0	0	1	13	
Mahmoud	c 32	4-10	0-0	1-4	7	1	0	9	2	1	9	
King	g 26	2-8	0-2	2-4	7	2	0	0	1	4	6	
Snider	g 34	5-7	3-4	6-7	1	4	0	0	0	2	19	
Perry	5	0-2	0-1	1-2	0	1	0	0	0	0	1	
Williams	6	0-1	0-0	0-0	4	0	1	1	0	0	0	
Sutton	21	0-4	0-2	0-0	9	0	0	0	0	3	0	
McMahon	18	5-10	5-8	0-0	1	1	2	0	0	3	15	
Nwora	9	0-0	0-0	0-0	1	1	0	0	0	1	0	
Team					1							
Totals	200	24-57	9-21	13-21	37	11	7	10	4	19	70	

Total FG% 1st H: 14-30 46.7% 2nd H: 10-27 37.0% Game: 42.1%
 3-Pt. FG% 1st H: 4- 9 44.4% 2nd H: 5-12 41.7% Game: 42.9%
 FThrow % 1st H: 6- 8 75.0% 2nd H: 7-13 53.8% Game: 61.9%

Albany 68

Albany 68												
Player	min	FG	3FG	FT	Reb	Ast	TO	BL	ST	PF	TP	
Campbell	f 31	1-6	1-3	1-2	4	3	2	1	0	1	4	
Charles	f 23	5-11	0-0	2-3	6	0	1	0	0	4	12	
Stire	f 32	3-7	0-0	0-0	13	0	0	0	0	4	6	
Nichols	g 35	7-18	1-8	0-0	7	1	3	0	0	4	15	
Cremon	g 39	6-14	3-4	3-4	5	3	1	1	1	3	18	
Anderson	4	0-1	0-1	0-0	0	1	0	0	0	1	0	
Clark	11	1-7	1-4	0-0	0	1	1	0	1	1	3	
Foster	25	4-10	0-0	2-3	15	0	1	0	0	1	10	
Team					2	1						
Totals	200	27-74	6-20	8-12	52	9	10	2	2	19	68	

Total FG% 1st H: 13-38 34.2% 2nd H: 14-36 38.9% Game: 36.5%
 3-Pt. FG% 1st H: 4- 9 44.4% 2nd H: 2-11 18.2% Game: 30.0%
 F Throw % 1st H: 1- 4 25.0% 2nd H: 7- 8 87.5% Game: 66.7%

Score by Periods	1st	2nd	Total	Attendance:
Albany	31	37	68	16,388
Louisville	38	32	70	Ties: 3
				Lead Changes: 3

Louisville 74, Grand Canyon 56 Dec. 23, 2017 -- KFC YUM! CENTER

Louisville 74												
Player	min	FG	3FG	FT	Reb	Ast	TO	BL	ST	PF	TP	
Spalding	f 36	8-13	0-1	5-9	16	1	1	2	3	2	21	
Adel	f 32	5-14	1-6	3-4	1	2	1	1	1	1	14	
Mahmoud	c 33	3-4	9-9	1-2	5	2	2	3	1	9	7	
King	g 19	2-6	1-1	2-4	3	1	3	0	1	3	7	
Snider	g 32	4-10	0-2	4-4	3	5	2	0	1	1	12	
Perry	8	1-2	1-1	0-0	1	1	2	0	0	2	3	
Williams	6	0-2	0-2	0-0	0	0	0	0	0	1	0	
Sutton	18	2-3	0-1	3-4	5	0	0	0	0	4	7	
McMahon	14	1-5	1-5	0-0	4	2	0	0	3	1	3	
Nwora	2	0-0	0-0	0-0	0	0	1	0	0	0	0	
Team					3							
Totals	200	26-59	4-19	18-27	41	14	12	6	10	15	74	

Total FG% 1st H: 13-30 43.3% 2nd H: 13-29 44.8% Game: 44.1%
 3-Pt. FG% 1st H: 1-11 9.1% 2nd H: 3- 8 37.6% Game: 21.1%
 FThrow % 1st H: 4- 8 50.0% 2nd H: 14-19 73.7% Game: 66.7%

Grand Canyon 56

Grand Canyon 56												
Player	min	FG	3FG	FT	Reb	Ast	TO	BL	ST	PF	TP	
Vernon	f 26	4-7	0-0	1-3	9	0	2	2	1	5	9	
Lever	f 23	5-9	2-2	0-0	3	4	3	0	0	5	12	
Braun	g 30	3-10	1-4	1-2	4	0	3	0	2	1	8	
Fraye	g 28	6-8	1-3	1-1	1	1	1	1	0	3	14	
Benson	g 34	2-7	2-4	1-2	3	7	3	0	2	1	7	
Carr	3	0-1	0-0	0-0	0	0	3	0	0	0	0	
Aidoo	11	1-4	0-2	0-0	2	0	1	0	1	0	2	
Jackson	11	0-2	0-0	0-0	5	1	2	0	0	3	0	
Milstead	1	0-1	0-0	0-0	0	0	0	0	0	0	0	
Blumbergs	11	0-3	0-3	2-4	2	0	0	0	0	0	2	
Smith	2	0-0	0-0	0-0	0	0	0	0	0	0	0	
Martin	14	1-3	0-1	0-0	3	0	0	0	1	2	2	
Team					4	1						
Totals	200	22-55	6-19	6-12	35	13	19	3	7	20	56	

Total FG% 1st H: 10-25 40.0% 2nd H: 12-30 40.0% Game: 40.0%
 3-Pt. FG% 1st H: 3-11 27.3% 2nd H: 3- 8 37.5% Game: 31.6%
 F Throw % 1st H: 2- 2 100% 2nd H: 4-10 40.0% Game: 50.0%

Score by Periods	1st	2nd	Total	Attendance:
Grand Canyon	25	31	56	16,841
Louisville	31	43	74	Ties: 3
				Lead Changes: 3

Kentucky 90, Louisville 61 Dec. 29, 2017 -- Lexington, Ky. (Rupp Arena)

Louisville 61												
Player	min	FG	3FG	FT	Reb	Ast	TO	BL	ST	PF	TP	
Spalding	f 28	6-11	0-0	0-1	11	1	2	1	1	3	12	
Adel	f 36	4-12	1-6	4-4	4	3	3	1	0	0	13	
Mahmoud	c 16	2-3	0-0	0-0	4	0	2	1	1	5	4	
King	g 24	5-10	1-3	1-1	4	0	0	0	0	3	12	
Snider	g 29	3-11	0-2	1-1	3	4	0	0	0	1	7	
Thomas	5	0-1	0-1	0-0	0	0	0	1	1	3	0	
Perry	7	0-3	0-2	0-0	0	0	0	0	0	4	0	
Williams	15	3-8	1-4	1-2	5	0	1	1	0	2	8	
Sutton	5	0-2	0-1	0-0	0	0	1	0	0	2	0	
McMahon	16	0-4	0-3	2-2	1	2	1	0	0	1	2	
Nwora	19	1-4	0-3	1-2	0	0	0	0	0	1	3	
Team					5	1						
Totals	200	24-69	3-25	10-13	37	10	11	5	3	25	61	

Total FG% 1st H: 11-37 29.7% 2nd H: 13-32 40.6% Game: 34.8%
 3-Pt. FG% 1st H: 1-11 9.1% 2nd H: 2-14 14.3% Game: 12.0%
 FThrow % 1st H: 4- 5 80.0% 2nd H: 6- 8 75.0% Game: 76.9%

Kentucky 90

Kentucky 90												
Player	min	FG	3FG	FT	Reb	Ast	TO	BL	ST	PF	TP	
Richards	f 17	1-4	0-0	2-2	6	0	0	2	0	2	4	
Knox	f 17	2-8	0-3	4-5	7	0	2	0	0	5	8	
Washington	f 31	5-10	0-1	6-6	7	2	2	1	0	1	16	
Green	g 27	4-6	3-4	2-2	0	5	3	0	0	3	13	
Diallo	g 29	5-11	1-2	3-6	6	0	1	0	2	2	14	
Killea-Jones	19	3-5	0-0	2-3	4	0	0	0	0	4	8	
David	1	0-0	0-0	0-0	0	0	0	0	0	0	0	
Galipari	2	0-0	0-0	0-0	0	1	0	0	0	0	0	
Gilgeous-Alexander	33	9-16	1-2	5-6	5	4	1	0	3	0	24	
Pulliam	1	0-0	0-0	0-0	0	0	0	0	0	0	0	
Gabriel	23	1-2	1-1	0-0	7	1	2	2	0	2	3	
Team					2							
Totals	200	30-62	6-13	24-30	44	13	11	5	5	19	90	

Total FG% 1st H: 13-32 40.6% 2nd H: 17-30 56.7% Game: 48.4%
 3-Pt. FG% 1st H: 3- 6 50.0% 2nd H: 3- 7 42.9% Game: 46.2%
 F Throw % 1st H: 12-18 66.7% 2nd H: 12-12 100% Game: 80.0%

Score by Periods	1st	2nd	Total	Attendance:
Louisville	27	34	61	24,228
Kentucky	41	49	90	Ties: 4
				Lead Changes: 4

Louisville 77, Pittsburgh 51 Jan. 2, 2018 -- KFC YUM! CENTER

Louisville 77												
Player	min	FG	3FG	FT	Reb	Ast	TO	BL	ST	PF	TP	
Spalding	f 16	2-5	0-1	6-10	3	2	0	0	2	3	10	
Adel	f 29	5-8	0-1	2-4	6	2	4	0	1	1	12	
Williams	c 15	4-8	0-3	0-0	5	0	1	1	0	0	8	
King	g 28	2-7	0-1	1-2	3	0	0	0	0	1	5	
Snider	g 27	7-13	2-5	3-4	3	4	0	0	1	2	19	
Thomas	4	1-1	1-1	0-0	2	0	0	0	0	0	3	
Perry	20	0-5	0-2	0-0	2	0	2	1	1	3	0	
Griffin	3	0-0	0-0	0-0	0	0	0	0	0	1	0	
Mahmoud	21	3-3	0-0	1-2	5	1	2	2	1	1	7	
Sutton	16	0-1	0-1	3-4	8	1	0	0	1	4	3	
McMahon	13	4-4	2-2	0-0	0	0	0	0	2	2	10	
Nwora	8	0-1	0-0	0-0	4	1	1	0	1	3	0	

2017-18 Box Scores

Louisville 94, Virginia Tech 86 Jan. 13, 2018 -- KFC YUM! CENTER

Louisville 94

Player	min	FG	3FG	FT	Reb	Ast	TO	BL	ST	PF	TP
King	f 33	5-9	2-3	4-6	2	1	3	0	2	1	16
Spalding	f 16	2-4	0-0	2-2	5	1	3	4	0	4	6
Williams	c 14	1-4	1-3	0-0	1	2	2	0	2	1	3
Snider	g 34	4-8	3-6	8-8	2	3	3	0	1	1	19
Adel	g 37	10-15	4-6	3-4	11	3	2	1	0	2	27
Perry	10	1-4	1-2	0-0	1	1	1	0	0	1	3
Mahmoud	19	2-6	0-0	2-6	5	1	1	1	1	3	6
Sutton	12	2-3	0-0	0-0	4	2	0	0	3	2	4
McMahon	25	4-6	2-3	0-0	3	3	1	1	2	2	10
Team					0						
Totals	200	31-59	13-23	19-26	34	17	16	7	11	17	94

Total FG% 1st H: 17-30 56.7% 2nd H: 14-29 48.3% Game: 52.5%
 3-Pt. FG% 1st H: 8-14 57.1% 2nd H: 5-9 55.6% Game: 56.5%
 FThrow % 1st H: 2-4 50% 2nd H: 17-22 77.3% Game: 73.1%

Virginia Tech 86

Player	min	FG	3FG	FT	Reb	Ast	TO	BL	ST	PF	TP
Walker	f 22	3-8	2-6	2-2	1	0	3	0	4	2	10
Blackshear	f 37	5-8	1-2	8-10	12	3	5	0	0	4	19
Robinson	g 36	9-16	2-5	3-3	4	3	5	0	0	3	23
Bibbs	g 35	4-10	1-3	0-0	5	1	2	0	1	4	9
Hill	g 27	6-11	2-5	3-4	3	0	1	0	0	2	17
Jackson	2	0-1	0-1	0-0	0	0	0	0	0	0	0
Bede	3	0-0	0-0	0-0	0	0	0	0	0	0	0
Wilson	9	0-1	0-0	0-0	0	0	1	0	0	1	0
Clake	29	3-6	0-0	2-3	4	5	4	0	1	2	8
Team					0						
Totals	200	30-61	8-22	18-22	30	11	19	0	7	18	86

Total FG% 1st H: 14-28 50.0% 2nd H: 16-33 48.5% Game: 49.2%
 3-Pt. FG% 1st H: 3-11 27.3% 2nd H: 5-11 45.5% Game: 36.4%
 F Throw % 1st H: 9-11 81.8% 2nd H: 9-11 81.8% Game: 81.8%

Score by Periods	1st	2nd	Total
Virginia Tech	40	46	86
Louisville	44	50	94

Attendance: 16,798
 Ties: 10
 Lead Changes: 17

Louisville 82, Notre Dame 78 (2OT) Jan. 16, 2018 -- Notre Dame, Ind. (Purcell Pavilion)

Louisville 82

Player	min	FG	3FG	FT	Reb	Ast	TO	BL	ST	PF	TP
Spalding	f 47	10-16	0-0	3-3	12	2	3	0	2	4	23
Adel	f 42	6-12	2-5	0-0	4	2	3	0	0	0	14
Williams	c 11	0-1	0-1	2-2	3	0	0	0	0	0	2
King	g 23	1-6	0-1	0-0	3	0	2	0	1	1	2
Snider	g 45	7-12	2-5	6-6	3	7	3	0	1	1	22
Perry	14	0-1	0-1	0-0	1	2	1	0	0	1	0
Mahmoud	27	2-3	0-0	0-2	6	0	3	4	0	1	4
Sutton	2	0-1	0-0	0-0	0	0	0	0	0	0	0
McMahon	26	3-6	3-6	0-0	0	1	1	0	0	3	9
Nwora	13	1-3	0-1	4-4	1	0	0	0	2	1	6
Team					1						
Totals	250	30-61	7-20	15-17	34	14	16	4	6	12	82

Total FG% 1st H: 12-29 41.4% 2nd H: 10-21 47.6% Game: 49.2%
 OT: 8-11 72.7%
 3-Pt. FG% 1st H: 3-11 27.3% 2nd H: 2-6 33.3% Game: 35.0%
 OT: 2-3 66.7%
 FThrow % 1st H: 3-3 100% 2nd H: 10-12 83.3% Game: 88.2%
 OT: 2-2 100%

Notre Dame 78

Player	min	FG	3FG	FT	Reb	Ast	TO	BL	ST	PF	TP
Geben	f 42	10-13	0-0	2-5	17	1	4	0	1	3	22
Pflueger	f 26	1-8	1-6	0-0	3	1	1	0	0	5	3
Harvey	g 7	1-2	1-1	0-0	2	0	0	0	1	0	3
Farrell	g 48	8-25	4-14	3-3	3	8	5	0	2	1	23
Gibbs	g 48	5-17	2-9	0-0	3	2	2	1	2	2	12
Torres	21	0-1	0-0	0-0	6	2	1	0	2	1	0
Burns	2	0-0	0-0	0-0	1	0	1	0	0	1	0
Djogo	29	2-7	1-4	2-3	4	2	1	1	1	2	7
Mooney	27	3-6	2-4	0-0	5	1	1	1	0	0	8
Team					4		2				
Totals	250	30-79	11-38	7-11	48	17	18	3	9	15	78

Total FG% 1st H: 12-31 38.7% 2nd H: 11-31 35.5% Game: 38.0%
 OT: 7-17 41.2%
 3-Pt. FG% 1st H: 3-14 21.4% 2nd H: 6-15 40.0% Game: 28.9%
 OT: 2-9 22.2%
 F Throw % 1st H: 1-1 100% 2nd H: 6-7 85.7% Game: 63.6%
 OT: 0-3 0.0%

Score by Periods	1st	2nd	OT	OT2	Total
Louisville	30	32	9	11	82
Notre Dame	28	34	9	7	78

Attendance: 9,076
 Ties: 10
 Lead Changes: 11

Louisville 77, Boston College 69 Jan. 21, 2018 -- KFC YUM! CENTER

Louisville 77

Player	min	FG	3FG	FT	Reb	Ast	TO	BL	ST	PF	TP
Spalding	f 25	2-5	0-0	1-2	11	1	3	1	1	3	5
Adel	f 29	6-10	2-3	4-7	10	5	2	0	1	3	18
Williams	c 18	3-5	2-2	2-3	5	0	0	0	1	2	10
King	g 27	3-10	1-5	8-8	2	2	0	0	1	2	15
Snider	g 30	2-8	0-2	3-4	4	3	3	0	1	1	7
Thomas	1	0-0	0-0	0-0	0	0	1	0	0	0	0
Perry	9	0-1	0-1	0-0	0	0	2	0	1	0	0
Mahmoud	14	0-1	0-0	0-0	1	0	0	3	2	2	0
Sutton	14	1-4	0-1	0-2	3	0	0	0	2	2	2
McMahon	17	1-5	1-5	2-2	1	0	1	0	0	0	5
Nwora	16	5-8	2-4	3-3	5	1	1	0	0	2	15
Team					0						
Totals	200	23-57	8-23	23-31	42	12	13	4	10	17	77

Total FG% 1st H: 10-30 33.3% 2nd H: 13-27 48.1% Game: 40.4%
 3-Pt. FG% 1st H: 4-13 30.8% 2nd H: 4-10 40.0% Game: 38.8%
 FThrow % 1st H: 7-9 77.8% 2nd H: 16-22 72.7% Game: 74.2%

Boston College 69

Player	min	FG	3FG	FT	Reb	Ast	TO	BL	ST	PF	TP
Popovic	f 23	4-10	0-1	4-4	9	2	2	0	1	3	12
Mitchell	f 38	2-4	2-2	2-2	11	0	2	0	2	3	8
Bowman	g 35	5-22	3-11	3-3	6	2	7	0	0	5	16
Robinson	g 32	8-16	1-5	2-5	2	4	3	0	1	2	19
Chatman	g 40	4-11	2-8	2-3	3	2	0	0	2	1	12
Wilson	1	0-0	0-0	0-0	1	0	1	0	0	0	0
Baker, Jr.	12	0-2	0-2	2-2	5	0	0	0	0	1	2
Reyes	7	0-0	0-0	0-0	0	0	0	0	0	2	0
Kraljevic	12	0-0	0-0	0-0	2	0	1	1	1	4	0
Team					1						
Totals	250	23-65	8-29	15-19	40	10	16	1	7	21	69

Total FG% 1st H: 10-27 37.0% 2nd H: 13-38 34.2% Game: 35.4%
 3-Pt. FG% 1st H: 3-12 25.0% 2nd H: 5-17 29.4% Game: 27.6%
 F Throw % 1st H: 6-8 75.0% 2nd H: 9-11 81.8% Game: 78.9%

Score by Periods	1st	2nd	Total
Boston College	29	40	69
Louisville	31	46	77

Attendance: 16,827
 Ties: 6
 Lead Changes: 8



2017-18 Louisville Men's Basketball Louisville Extended Season Box Score (as of Jan 21, 2018) All games



RECORD:	OVERALL	HOME	AWAY	NEUTRAL
ALL GAMES	15-4	12-1	2-3	1-0
CONFERENCE	5-1	3-0	2-1	0-0
NON-CONFERENCE	10-3	9-1	0-2	1-0

#	Player	gp-gs	min	avg	Total		3-Point		F-Throw		Rebounds				Other				pts	avg							
					fg-fga	fg%	3fg-fga	3fg%	ft-fa	ft%	off	def	tot	avg	pf	dq	a	a/g			to	to/g	a/to	blk	blk/g	stl	stl/g
22	ADEL, Denq	19-19	638	33.6	109-223	.489	27-78	.346	56-71	.789	10	83	93	4.9	24	0	54	2.84	46	2.42	1.17	10	0.53	14	0.74	301	15.8
04	SNIDER, Quentin	19-19	632	33.3	79-182	.434	29-81	.358	56-64	.875	10	50	60	3.2	23	0	79	4.16	32	1.68	2.47	0	0.00	13	0.68	243	12.8
13	SPALDING, Ray	19-19	498	26.2	87-173	.503	3-13	.231	39-56	.696	67	110	177	9.3	63	2	24	1.26	34	1.79	0.71	38	2.00	31	1.63	216	11.4
00	KING, V.J.	19-19	491	25.8	60-158	.380	17-46	.370	38-53	.717	14	56	70	3.7	33	1	15	0.79	31	1.63	0.48	3	0.16	12	0.63	175	9.2
14	MAHMOUD, Anas	19-12	461	24.3	63-108	.583	0-0	.000	14-34	.412	44	69	113	5.9	34	2	18	0.95	27	1.42	0.67	67	3.53	19	1.00	140	7.4
30	McMAHON, Ryan	12-0	191	15.9	27-65	.415	22-55	.400	7-8	.875	3	13	16														

2017-18 Louisville Photo Roster




0 V.J. King
F 6-6 190 So.
Cleveland, Ohio
(Paul VI Catholic HS)




1 Lance Thomas
F 6-8 220 Fr.
Norcross, Ga.
(Norcross HS)




2 Darius Perry
G 6-2 175 Fr.
Powder Springs, Ga.
(Wheeler HS)



3 Jo Griffin
G 6-1 175 Fr.
Crestwood, Ky.
(South Oldham HS)



4 Quentin Snider
G 6-2 175 Sr.
Louisville, Ky.
(Ballard HS)



5 Malik Williams
F/C 6-11 225 Fr.
Ft. Wayne, Ind.
(Snider HS)



12 Jacob Redding
G 6-0 165 Fr.
Ft. Wayne, Ind.
(Carroll HS)



13 Ray Spalding
F 6-10 225 Jr.
Louisville, Ky.
(Trinity HS)



14 Anas Mahmoud
C/F 7-0 230 Sr.
Cairo, Egypt
(West Oaks Academy)




22 Deng Adel
G/F 6-7 200 Jr.
Melbourne, Australia
(Victory Rock Prep)



23 Steven Enoch
C 6-10 240 Jr.
Norwalk, Conn.
(Univ. of Connecticut)



24 Dwayne Sutton
F 6-5 200 So.
Louisville, Ky.
(UNC Asheville)



30 Ryan McMahon
G 6-0 175 So.
Sarasota, Fla.
(Cardinal Mooney HS)



33 Jordan Nwora
F 6-7 215 Fr.
Buffalo, N.Y.
(Vermont Academy)



On The Bench



Pronunciation Guide:

- ◆ Adel (uh-DELL)
- ◆ Anas Mahmoud (AH-nus mah-MOOD)
- ◆ Enoch (EE-knock)
- ◆ Nwora (WOR-uh, silent N)

Steven Enoch will sit out the 2017-18 season after transferring from Connecticut.



David Padgett
Acting Head Coach



Trent Johnson
Assistant Coach



Greg Paulus
Assistant Coach



R.J. Evans
Assistant Coach



Michael Bowden
Dir. Basketball Operations