

MIAMI BASKETBALL QUICK HITS

- 9** Miami has just **9** scholarship student-athletes on the roster, led by seniors Davon Reed and Kamari Murphy, and junior Ja'Quan Newton.
- 4** The Hurricanes have **4** new players wearing Miami uniforms this season, all of whom are true freshmen.
- 11** Among active coaches, Coach L is the **11th**-winningest coach in the country with 599 victories, and ranks No. 42 on the list of all-time winningest coaches.
- 1.7** Miami's facilities are undergoing **\$1.7** million in renovations with graphics and new features in the office areas and locker rooms of the Watsco Center.
- 15** This season Jim Larrañaga and associate head coach Chris Caputo are in their **15th** season on the sidelines together, dating back to their time at George Mason.

2016-17 SCHEDULE

Nov. 2	Barry (Ex.)	ACCN E	W, 73-62
Nov. 11	Western Carolina	ACCN E	W, 92-43
Nov. 16	at North Florida	ESPN3	W, 94-56
Nov. 19	Penn	ACCN E	W, 74-62

AdvoCare Invitational, HP Field House, Orlando, Fla.

Nov. 24	Stanford	ESPN2	W, 67-53
Nov. 25	#21/22 Iowa State	ESPN2	L, 56-73
Nov. 27	Florida	ESPN2	L, 56-65

ACC/Big Ten Challenge

Nov. 30	Rutgers	ESPNU	W, 73-61
---------	---------	-------	----------

HoopHall Miami Invitational, AAA, Miami

Dec. 3	Wofford	ESPN3	W, 74-57
Dec. 6	South Carolina State	ACCN E	W, 82-46
Dec. 16	Florida Atlantic	ACCN E	W, 76-56
Dec. 22	George Washington	ACCN E	W, 72-64
Dec. 28	Columbia	ACCN E	W, 78-67

Atlantic Coast Conference Schedule

Dec. 31	NC State	RSN	W, 81-63
Jan. 4	at Syracuse	RSN	L, 55-70
Jan. 12	No. 20 Notre Dame	ESPN	L, 67-62
Jan. 14	at Pittsburgh	RSN	12 p.m.
Jan. 18	at Wake Forest	ACCN	8 p.m.
Jan. 21	at Duke	ESPN	8 p.m.
Jan. 25	Boston College	RSN	9 p.m.
Jan. 28	North Carolina	CBS	1 p.m.
Feb. 1	Florida State	ACCN	8 p.m.
Feb. 4	at NC State	ACCN	3 p.m.
Feb. 8	Virginia Tech	RSN	9 p.m.
Feb. 11	at Louisville	ESPN/2	TBA
Feb. 15	Georgia Tech	ACCN	8 p.m.
Feb. 18	Clemson	RSN	12 p.m.
Feb. 20	at Virginia	ESPN	7 p.m.
Feb. 25	Duke	CBS	4 p.m.
Feb. 27	at Virginia Tech	ESPN2	9 p.m.
March 4	at Florida State	ACCN	4 p.m.
March 7-11	ACC Tournament, Brooklyn, N.Y.		

MIAMI COMMUNICATIONS

Amy LaBrie, Associate Director of Communications
O: (305) 284-3241 | C: (813) 410-1194
LaBrie@miami.edu | @CanesHoops
Kevin Ivany, Communications Assistant

GAME 16



RV MIAMI HURRICANES (11-4, 1-2 ACC)

Head Coach: Jim Larrañaga
Record at Miami: 129-61, sixth season
Career Record: 599-395, 33rd season

2013 & 2016 ACC Coach of the Year
ACC Record at Miami: 55-36
Alma Mater: Providence, 1971



PITTSBURGH PANTHERS (12-5, 1-3 ACC)

Head Coach: Kevin Stallings
Record at Pitt: 12-5, First Season

Alma Mater: Purdue, 1982
Career Record: 467-288, 24th season

SETTING THE SCENE

DATE Saturday, Jan. 14, 2017

TIME 12 p.m.

LOCATION Petersen Events Center | Pittsburgh, Pa.

BROADCASTS **Television:** RSN - Justin Kutcher, Dan Bonner

Affiliates: FOX Sports South; FOX Sports Carolinas; FOX Sports Sun; FOX Sports Midwest Plus; FOX Sports Indiana Plus; Comcast SportsNet Mid-Atlantic; YES; NESN Plus; ROOT Sports Pittsburgh; SportsTime Ohio; FOX Sports Detroit Plus; FOX Sports Southwest Plus; ROOT Sports Rocky Mtn.; ROOT Sports Northwest

Radio: 560 WQAM - Joe Zagacki

Online: Watch ESPN - <http://es.pn/2hngTSM>

SERIES

All-time: Tied 18-18 Since rebirth in 1985-86: 11-14
Home: 11-7 Away: 6-10 Neutral: 1-1
Under Coach Larrañaga: 2-1 Coach L all-time vs. Pittsburgh: 2-2
Current streak: Miami won 2
Last matchup: Feb. 9, 2016. No. 12/11 Miami won, 65-63.
Last Pitt win: Feb. 5, 2014. No. 25/22 Pitt won, 59-55 OT.

POLLS

Miami	AP: NR	USA Today: RV	NCAA RPI: 69	KenPom: 38
Pitt	AP: NR	USA Today: NR	NCAA RPI: 26	KenPom: 51

WEATHER

Coral Gables: High 76 / Low 69 Pittsburgh, Pa.: High 37 / Low 29

THE 2016-17 HURRICANES

Miami has nine scholarship players eligible for competition, led by a trio of captains in seniors Davon Reed and Kamari Murphy, along with junior Ja'Quan Newton. Sophomores Anthony Lawrence and Ebuka Izundu also returned for the Hurricanes.

This season a group of four newcomers comprising Miami's top recruiting class in program history donned a UM jersey for the first time. The Canes' coaching staff reeled in four freshmen in McDonald's All-American Dewan Huell, Jordan Brand Classic All-American Bruce Brown, Australian standout Dejan "DJ" Vasiljevic and Rodney Miller from national powerhouse Oak Hill Academy (Va.). The four-man group was named one of the top 2016 classes in the country, with a No. 9 ranking from 247Sports, No. 10 from Scout, No. 13 from ESPN and No. 13 from Rivals.

CANES SIGN A TRIO OF TOP-100 PLAYERS

Jim Larrañaga has signed three ESPN Top 100 players for the 2017 class in guard Lonnie Walker (No. 19), guard Chris Lykes (52) and forward Deng Gak (93). New Zealander Sam Waardenburg also joins the class, and is practicing with the team this spring. This marks the second straight Miami recruiting class with at least two ESPN Top 100 players, following last year's signing of Bruce Brown (26) and Dewan Huell (28).

Walker is a 6-foot-5-inch shooting guard from Reading, Pa., with great ball handling skills and is Miami's highest-ranked recruit in program history. Lykes is a 5-foot-6-inch explosive do-it-all point guard from Bowie, Md., who plays at Gonzaga College (D.C.) High School. Gak is a 6-foot-11-inch forward playing his prep ball at Blair Academy in New Jersey.

HEAD COACH JIM LARRAÑAGA

Coach Jim Larrañaga has led the Hurricanes to a pair of NCAA Sweet 16 appearances and won the 2013 ACC regular season and ACC Tournament titles. He has been named the AP, Naismith, USBWA and Henry Iba National Coach of the Year, twice was both the ACC and USBWA District Coach of the Year (2013, 2016), and was the 2013 NABC District Coach of the Year.





2016-17 MIAMI HURRICANES

NAME	YR.	POS.	HT.	WT.	HOMETOWN PREVIOUS SCHOOL(S)
0 Ja'Quan Newton	Jr.	G	6-2	187	Philadelphia, Pa. / Neumann-Goretti HS
Captain. Starting PG after being touted as Sixth Man of the Year a season ago. Scored 1,972 career points in high school.					
2 Mike Robinson	So.	G	5-10	170	New Britain, Conn. / New Britain HS
Team manager turned walk-on. Played basketball, football and was on track team in high school.					
3 Anthony Lawrence, Jr.	So.	G/F	6-7	210	St. Petersburg, Fla. / Lakewood Senior HS
PG in high school, small forward at Miami. Son of a high school coach. Nickname is Amp. Father and uncle played at Miami.					
4 Dejan "DJ" Vasiljevic	Fr.	G	6-3	198	Melbourne, Australia / Australian Institute of Sport
Goes by DJ. Combo guard. Experience with FIBA and Australian national team. Gained 50lbs on bench press since June.					
5 Davon Reed	Sr.	G	6-6	220	Ewing, N.J. / Princeton Day School
Three-year captain. Workman mentality. 2016 NABC Honors Court. All-ACC Academic Team.					
11 Bruce Brown	Fr.	G	6-5	190	Boston, Mass. / Vermont Academy
2016 Jordan Brand Classic All-American. Boasts 6-9 wingspan. Multi-sport athlete in high school, also playing football.					
14 Rodney Miller, Jr.	Fr.	C	7-0	258	Laurelton, N.Y. / Oak Hill Academy
Ranked No. 15 center by ESPN and No. 17 by Scout. 7-1 wingspan. Ranked No. 90 overall by Scout and No. 96 by 247.com.					
15 Ebuka Izundu	So.	C	6-10	231	Charlotte, N.C. / Victory Christian Center / Nigeria
Born in Lagos, Nigeria, and moved to the United States in 2013. Lefty who has gained 30 pounds of muscle in two years.					
20 Dewan Huell	Fr.	F	6-11	220	Miami, Fla. / Miami Norland HS
2016 McDonald's All-American. Ranked No. 21 by ESPN, No. 23 by Rivals and No. 25 by Scout.					
21 Kamari Murphy	RSr.	F	6-8	220	Brooklyn, N.Y. / Oklahoma State / IMG / Lincoln HS
Captain. Graduated in May 2016 with B.A. in sociology. Transfer from Oklahoma State. 43-inch three-step vertical jump.					
35 Chris Stowell	Jr.	F	6-6	208	Exeter, N.H. / Tilton School / Exeter HS
Walk on with good athleticism. Speaks English, Spanish, some Italian, Russian, Chinese and Hebrew.					
RS Sam Waardenburg	Fr.	F	6-9	205	Henderson, New Zealand / Rangitoto College HS
Joined the team Dec. 29, with the expectation to begin competition in the fall of 2017.					

LARRAÑAGA BY THE NUMBERS

5 - Coach Jim Larrañaga is one of five ACC coaches with a Final Four appearance to his credit. In 2006, Larrañaga became the first coach at a mid-major school to take his team to the NCAA Final Four in 27 years.

7 - In 33 years of coaching, Jim Larrañaga has a winning record in the NCAA Tournament, a 9-7 mark in seven appearances.

7 - Larrañaga is no stranger to the ACC. In his seven seasons as an assistant coach at Virginia, the Cavaliers participated in the NCAA Final Four in 1981 and 1984, won three ACC Championships and finished in the top five of the rankings.

16 - Larrañaga has made 16 postseason appearances in the past 27 years, including reaching seven NCAA Tournaments.

33 - Larrañaga is in his 33rd year as a head coach and has successfully transitioned three institutions into winning programs: Miami, Bowling Green and George Mason.

500 - Coach L is one of five ACC coaches with 500 or more wins.

COACH L TIES TO THE ACC

Coach Jim Larrañaga was an assistant coach at Virginia from 1979-1986, under the leadership of Terry Holland. In those seven seasons, Larrañaga helped the Cavaliers to five NCAA appearances: Final Four twice, Elite Eight once, Sweet 16 once and Round of 64 once, as well as two NIT appearances, including the Championship and Quarterfinal round.

LARRAÑAGA - WHY MIAMI?

Along with returning to the best basketball conference in the country, Coach L had a few personal reasons for accepting the head coaching job at Miami. Coach's grandfather was from Cuba, where he produced the Larrañaga [lare-en-YAH-ga] cigar. Coach's father was raised in Key West, Fla., before moving to The Bronx, N.Y., getting married and raising six children. Coach L was raised in The Bronx, but vacationed to Florida as a boy. He also owns a house in Sarasota, Fla., and three of his siblings have retired to Florida.

MIAMI VS. AP RANKED OPPONENTS

AP Only, Not USA TODAY

All-Time		Under Coach Larrañaga			
Overall	50-142	Overall	13-26		
Home	32-53	Home	7-9		
at Watsco Center	14-24	Away	4-10		
Away	14-65	Neutral	2-7		
Neutral	4-24	Conference Games	8-18		
Overtime + 2OT	2-8	OT + 2OT	1-2		
Single Overtime	2-4	2OT	0-1		
Double Overtime	0-4	ACC Tournament	0-3		
		NCAA Tournament	0-2		
Since the Rebirth ('85-'86)		Since the Arrival of Coach L			
Overall	49-131	2011-12			
Home	31-47	All: 2-6	H: 1-2	A: 1-3	N: 0-1
Away	14-60	2012-13			
Neutral	4-24	All: 3-3	H: 2-0	A: 1-1	N: 0-2
Since Joining ACC ('04-'05)		2013-14			
Overall	24-58	All: 0-5	H: 0-3	A: 0-2	N: 0-0
Home	14-22	2014-15			
Away	7-23	All: 3-6	H: 1-3	A: 2-2	N: 0-1
Neutral	3-13	2015-16			
Overtime + 2 OT	2-4	All: 5-4	H: 3-0	A: 0-2	N: 2-2
Single Overtime	2-2	2016-17			
Double Overtime	0-2	All: 0-2	H: 0-1	A: 0-0	N: 0-1
Conference Games	17-42	Vs. Ranked ACC Teams, Under			
OT + 2OT	2-4	Coach L (ACC games only)			
2OT	0-2	Top 5	All: 3-6	H: 2-2	A: 1-4
ACC Tournament	1-6	Top 10	All: 4-8	H: 2-4	A: 2-4
NCAA Tournament	0-3	Top 15	All: 6-13	H: 4-5	A: 2-9
Reg. Season, Non-Conf.	6-7	Top 20	All: 7-15	H: 4-7	A: 3-9
		Top 25	All: 8-18	H: 5-8	A: 3-10
		OT: 1-2	1OT: 1-1	2OT: 0-1	

PRONUNCIATIONS

Players

0 Ja'Quan Newton	Juh-quan
4 Dejan Vasiljevic	Day-on
	Vass-EEL-uh-vitch
5 Davon Reed	Dave-on
15 Ebuka Izundu	E-boo-kuh
	E-zoon-du
20 Dewan Huell	Duh-wan
	Hue-ull
21 Kamari Murphy	Kuh-mar-EE
35 Chris Stowell	Stole
Coaches	
Jim Larrañaga	lare-uh-nay-guh
Chris Caputo	ca-poo-toe

CLASS BREAKDOWN

Seniors (2)

Kamari Murphy
Davon Reed

Juniors (2)

Ja'Quan Newton
Chris Stowell#

Sophomores (3)

Ebuka Izundu
Anthony Lawrence Jr.,
Mike Robinson#

Freshmen (5)

Bruce Brown
Dewan Huell,
Rodney Miller Jr.
Dejan "DJ" Vasiljevic
Sam Waardenburg*

#Walk on

*Redshirt

BY LOCATION

Australia	DJ Vasiljevic
New Zealand	Sam Waardenburg
Nigeria	Ebuka Izundu
Connecticut	Mike Robinson
Florida	Dewan Huell
	Anthony Lawrence, Jr.
Massachusetts	Bruce Brown
New Hampshire	Chris Stowell
New Jersey	Davon Reed
New York	Kamari Murphy
	Rodney Miller
Pennsylvania	Ja'Quan Newton

PRESEASON POLL

October 2016

1. Duke	Florida State	4-0
2. North Carolina	Notre Dame	4-0
3. Virginia	North Carolina	3-1
4. Louisville	Duke	2-2
5. Syracuse	Virginia Tech	2-2
6. NC State	Louisville	2-2
7. Notre Dame	Virginia	2-2
8. Florida State	Georgia Tech	2-2
9. Miami	Syracuse	2-2
10. Virginia Tech	Boston College	2-2
11. Clemson	Miami	1-2
12. Pitt	NC State	1-3
13. Wake Forest	Pittsburgh	1-3
14. Georgia Tech	Clemson	1-3
15. Boston College	Wake Forest	1-4



DID YOU KNOW ...

Coach L became the first Miami coach to win 20+ games in his first two seasons at UM and only the third of 12 UM coaches to post at least three 20-win seasons.

Former Cane Rick Barry was named one of the Greatest Players in NBA History.

Miami native and former Cane standout James Jones won the 2010-2011 NBA All-Star Weekend 3-Point Contest and the NBA Championship in the 2011-2012 and 2012-13 seasons.

Six-time NBA All Star Amar'e Stoudemire enrolled at UM in 2013 and took classes to earn his bachelor's degree. UM is in its 13th season in the ACC.

Coach L led the George Mason Patriots to the 2006 Final Four with big wins over some of basketball's elite teams such as Michigan State, North Carolina and UConn. He was the first coach to take a mid-major to a Final Four in 27 years (Penn '79) when his team advanced in 2006.

In 14 years at George Mason, Larrañaga led the Patriots to five NCAA Tournament appearances (2011, 2008, 2006, 2001, 1999), including the 2006 Final Four.

Miami basketball received APR (Academic Progress Rate) Public Recognition Awards for being among the top 10 percent in APR in its sport. Miami ranks in the top 10 percent of NCAA men's basketball with a 990 APR.

The Miami Department of Athletics recorded a Graduation Success Rate (GSR) of 89 percent. Miami's department-wide GSR is 16th overall among FBS programs. UM has exceeded the NCAA average GSR in each of the last 10 years.

The Canes have averaged 20.0 wins over the last 11 seasons.

The Hurricanes have made at least one trey in 953 of 961 games since the NCAA adopted the 3-point shot in 1986. The last time Miami was held without a 3-pointer was Feb. 26, 2014 at Virginia.

Miami has held 812 of its last 813 opponents to less than 100 points. North Carolina was the last team to score 100+, defeating UM, 105-64, on Jan. 31, 2007.

CANES IN THE POLLS IN 2016-17

	AP	USA TODAY	KenPom	RPI
Pre	RV (48)	RV (11)		
Nov. 14	RV (38)	RV (29)		
Nov. 21	RV (44)	RV (37)		
Nov. 28	NR	RV (4)	28	
Dec. 5	NR	NR	29	
Dec. 12	RV (6)	RV (13)	26	
Dec. 19	RV (5)	RV (13)	24	
Dec. 26	RV (8)	RV (13)	28	
Jan. 2	RV (16)	RV (19)	30	
Jan. 9	NR	RV (1)	36	71

THE MATCHUP BETWEEN MIAMI AND PITTSBURGH

Miami is 18-18 all-time against Pittsburgh, and 2-1 against the Panthers with Coach L at the helm.

Last year's game with Pittsburgh was certainly one to remember. Point guard Angel Rodriguez, the shortest player on the court, tipped one in with 1.4 seconds left and the Canes came away with a 65-63 victory.

Since they began tracking assists in 1985, Miami's program record for assists in one game belongs to Michael Gardner who had 14 against Pitt in 1993.

This will be the first matchup between Coach L and Pittsburgh's new head coach Kevin Stallings.

In Miami's first matchup with Pittsburgh on December 26, 1947 the Canes narrowly edged the Panthers, 43-40.

MIAMI HITS THE ROAD FOR THREE STRAIGHT GAMES

The Hurricanes will play three straight games on the road, beginning with Pittsburgh on Jan. 14, followed by Jan. 18 at Wake Forest and Jan. 21 against Duke, which will be on ESPN's College GameDay.

CANES IN NATIONAL STATS

Miami is ranked in the top 100 in 13 NCAA statistical categories as of Jan. 9. The Canes are fourth in fewest fouls, eighth in scoring defense (59.7) and No. 16 in field goal percentage defense (38.4%). UM is also No. 22 in rebound margin and No. 42 in 3-point field goal defense. A complete list of national stats is on page eight of the notes.

LARRAÑAGA APPROACHING 600 CAREER VICTORIES

Coach Jim Larrañaga is just one win shy of 600 career victories, posting a 599-394 mark in 33 seasons as a head coach. With 600 wins, he will be one of five ACC coaches with 600 victories, and the other four men are in the Basketball Hall of Fame.

Coach L has won 27 games at American International, 170 at Bowling Green, 273 at George Mason and 129 at Miami.

MIAMI IN ACC GAMES

Through games as of Jan. 9, five Hurricanes are ranked in ACC stats, including Bruce Brown, Kamari Murphy, Ja'Quan Newton, DJ Vasiljevic and Davon Reed.

Bruce Brown: Steals - T5th - 2.0/g	Off. Rebounds - 8th - 3.5/g
Field Goal Pct. - T8th - .526	Rebounding - 12th - 7.5/g
Kamari Murphy: Off. Rebounds - T6th - 4.0	Rebounding - T13th - 7.0
Ja'Quan Newton: Assists - T9th - 4.0	Scoring - T24th - 14.5
DJ Vasiljevic: 3-Point FG Made - 4th - 3.5/g	3-Point FG % - 5th - .538
Davon Reed: Minutes Played - 9th - 36.5/g	

BLOCK PARTY AGAINST NOTRE DAME

As a team, the Hurricanes swatted 12 Notre Dame shot attempts on Jan. 12, the most ever in an ACC game for the Canes, and the most this season by UM. The previous ACC high was nine twice, the last time against Wake Forest in 2009, and this season's high was eight, twice, with the last occurrence against Rutgers on Nov. 30.

Three players - starters Davon Reed and Bruce Brown, and reserve Ebuka Izundu - each set career game highs with three blocks apiece. Kamari Murphy added a pair, and Anthony Lawrence, Jr., added one.

CANES OUTREBOUND FIGHTING IRISH

Three Hurricanes pulled down nine-plus boards against the Irish, led by 12 from Kamari Murphy, added to nine apiece from Bruce Brown and Anthony Lawrence, Jr., who had seven offensive boards. As a team, Miami outrebounded Notre Dame 47-38.

REED POSTS CAREER BESTS AGAINST ND

Against Notre Dame, senior guard Davon Reed tied his career bests of 21 points and three blocks, and set career marks with nine field goals made and 17 field goals attempted.

R33D FROM LONG RANGE

Senior guard Davon Reed has knocked down 21 shots from long range in the past seven games. He hit five against FAU, three against SC State, George Washington, Columbia and NC State, and a pair at Syracuse and vs. Notre Dame. For the year, he is 34-90 (40.3%) from downtown, hitting multiple 3-pointers in 11 outings, including three-or-more six times.

WINNINGEST ACTIVE COACHES AT MAJOR SCHOOLS

**Totals listed are prior to the 2016-17 season*

List compiled from "wins vs. major schools" on sports-reference.com

Rank	Coach	Wins*
1.	Mike Krzyzewski, Duke	1,043
2.	Jim Boeheim, Syracuse	884
3.	Roy Williams, North Carolina	783
4.	Rick Pitino, Louisville	743
5.	Bob Huggins, West Virginia	719
6.	Cliff Ellis, Coastal Carolina	715
7.	John Calipari, Kentucky	662
8.	Rick Barnes, Tennessee	619
9.	Bill Self, Kansas	592
10.	Dana Altman, Oregon	564
11.	Jim Larrañaga, Miami	560
12.	Tubby Smith, Memphis	557
13.	Steve Fisher, San Diego State	552
14.	Fran Dunphy, Temple	524
15.	Tom Izzo, Michigan State	524

UM SINCE JOINING THE ACC IN 2004-05

Season	Overall	ACC W-L	ACC Rank	ACC Seed	Post Season
2004-05	16-13	7-9	t6 / 6	0-1	NIT 0-1
2005-06	18-16	7-9	t7 / 8	1-1	NIT 2-1
2006-07	12-20	4-12	12 / 12	1-1	
2007-08	23-11	8-8	t5 / 5	1-1	NCAA 1-1
2008-09	19-13	7-9	t7 / 9	0-1	NIT 1-1
2009-10	20-13	4-12	12 / 12	2-1	
2010-11	21-15	6-10	9 / 9	1-1	NIT 2-1
2011-12	20-13	9-7	t4 / 6	1-1	NIT 1-1
2012-13	29-7	15-3	1 / 1	3-0	NCAA 2-1
2013-14	17-16	7-11	10 / 10	1-1	
2014-15	25-13	10-8	6 / 6	1-1	NIT 4-1
2015-16	27-8	13-5	2 / 3	1-1	NCAA 2-1
2016-17	11-4	1-2			

MIAMI PICKED NINTH IN ACC PRESEASON POLL

Miami was predicted to finish ninth out of 15 teams in the Atlantic Coast Conference this season, as announced by the league at the 55th annual Operation Basketball. Duke was picked to win the ACC, followed by North Carolina, Virginia and Louisville.

Miami's all-time preseason poll breakdowns and finishes are as follows:

2015-16 - 5th - t-2nd	2009-10 - 10th - 12th
2014-15 - 10th - t-6th	2008-09 - 4th - t-7th
2013-14 - 12th - 10th	2007-08 - 12th - t-5th
2012-13 - 5th - 1st	2006-07 - 11th - 12th
2011-12 - 5th - t-4th	2005-06 - 7th - t-7th
2010-11 - 8th - 9th	2004-05 - 11th - t-6th

EXCEEDING EXPECTATIONS

In the past five years, Coach Jim Larrañaga's Canes have exceeded preseason expectations every campaign. Larrañaga is the only coach in the ACC to finish above the preseason poll predictions every season, and has the largest margin of surpassing those expectations.

TOTAL	2015-16	14-15	13-14	12-13	AVG
Miami	2	4	2	4	3.0
Clemson	4	2	8	-3	2.75
Virginia	0	3	3	3	2.25
Virginia Tech	7	0	0	-2	1.25
Louisville	3	-1	N/A	N/A	0.5
Georgia Tech	1	-1	0	0	0.0
Wake Forest	-3	0	1	1	-0.25
Boston College	0	1	-6	4	-0.25
Syracuse	0	-3	0	N/A	-0.75
Pittsburgh	0	-5	1	N/A	-1.00
North Carolina	0	-3	-1	0	-1.00
NC State	-5	2	3	-4	-1.00
Duke	-2	-1	-2	0	-1.25
Notre Dame	-2	4	-8	N/A	-1.5
Florida State	-5	-2	0	-2	-2.25

Key: A fifth-place prediction and second-place finish = +3



UM COMMUNICATIONS

MBB Contact Amy (Woodruff) LaBrie
Associate Director of Communications
Work/Cell (305) 284-3241 / (813) 410-1194
E-mail LaBrie@miami.edu
Communications Assistant Kevin Ivany
Website www.HurricaneSports.com

2016-17 UM QUICK FACTS

Location Coral Gables, Fla.
Stadium Watsco Center (7,972)
Press Row 305-284-2111
Enrollment 16,188
Founded 1925
Colors Orange, Green, White
Nickname Hurricanes
Mascot Sebastian the Ibis
Conference Atlantic Coast
President Dr. Julio Frenk
Director of Athletics Blake James
Address 5821 San Amaro Drive
Coral Gables, FL 33146
Ticket Office Phone 1-800-GoCanes
Website HurricaneSports.com

2015-16 in Review

Overall Record 27-8
Home/Away/Neutral 15-1 / 6-5 / 6-2
ACC Record / Finish 13-5 / t-2nd
Letterwinners Returning / Lost 5 / 5
Starters Returning / Lost 2 / 3
Newcomers 5

Head Coach Jim Larrañaga
Alma Mater Providence, 1971
Record at UM 129-61 / 6th season
Overall Record 599-395 / 33rd season
ACC Record 55-36 (6th)
Assistants
Chris Caputo Westfield (Mass.) State, '02
Jamal Brunt Randolph-Macon, '03
Adam Fisher Penn State, '06, '09

HISTORY

First Season of Basketball 1926
Overall All-Time Record 1,001-731
Year UM Joined ACC 2004-05
All-Time ACC Record 98-105 (13)
NCAA Appearances Eight (8-8)
1960, 1998, 1999, 2000, 2002, 2008, 2013, 2016
Last NCAA Appearance Sweet 16, 2016
vs. Villanova
NIT Appearances 12 (11-12)
1961, 1963, 1964, 1995, 1997,
2001, 2005, 2006, 2009, 2011, 2015
Last NIT Appearance Championship Game
L, 66-64 (ot), vs. Stanford, 2015
ACC Regular Season Champs 1 / 2013
ACC Tournament Championship 1 / 2013

COMMUNICATIONS POLICIES

All interview requests for assistant coaches or athletics department staff members must be approved and cleared by Amy (Woodruff) LaBrie in the UM Communications office. Credential requests are taken via e-mail to LaBrie (LaBrie@miami.edu). Any misuse of credentials will result in removal from the Watsco Center and the permanent voiding of the credential. The UM locker room is closed at all times. For home games, Coach L and at least one Hurricane player will report to the media room for interviews following the opposing team's press conference.

WHAT'S TRENDING, INDIVIDUALLY

Freshman guard Bruce Brown has grabbed at least four rebounds in each of the first 15 games, has eight-or-more in seven outings and pulled down double-digit boards in two contests. He has at least two assists in 11 contests, with five-plus in six outings.

Sophomore Ebuka Izundu has a block in seven of the last nine outings and has scored in eight of his last nine games.

Sophomore guard Anthony Lawrence, Jr., has swiped at least one steal in each game but three, and had three-or-more in four outings. He has five-plus rebounds in six of the last eight outings.

Redshirt senior forward Kamari Murphy has reorded a pair of double-doubles (vs. Wofford, vs. NC State). He has pulled down double-digit boards in six outings.

Junior point guard Ja'Quan Newton has recorded four 20-point games this season. He has scored 11-plus points in every game but two (FAU-8, Syracuse-8). Newton has three steals in a trio of games and has dished out three-or-more assists in 10 outings. He has made a free throw in every game but one (GW).

Senior guard Davon Reed has scored in double digits 12 times this season, including 10 of the last 11 games. He has scored 20-plus in three outings this season. He has grabbed five-plus rebounds in seven outings. Reed has hit at least one shot from long range in every game, with multiple threes in 11 contests, led by five against FAU. He has multiple threes in seven straight games.

Freshman DJ Vasiljevic has drained three-or-more shots from 3-point range in five games and has hit a three in all but three outings (Florida, Rutgers, FAU).

JA'QUAN NEWTON'S THREE-YEAR PROGRESSION

Junior Ja'Quan Newton has improved his stats significantly each season with the Hurricanes.

Season	GP-S	MPG	FG%	FT%	APG	SPG	PPG
2014-15	34-3	13.5	.405	.641	1.3	0.2	4.0
2015-16	31-1	22.7	.461	.734	2.5	0.9	10.5
2016-17	15-15	32.5	.462	.699	3.9	1.2	15.1

MILESTONES FOR THE CANES

600 Victories - Coach Larrañaga is just one win shy of 600 career victories. With 600 wins, he will be one of five ACC coaches with 600 victories, and the other four men are in the Basketball Hall of Fame.

1,000 Games - Coach Larrañaga opened the 2016-17 season just 21 shy of 1,000 career games coached. Miami's 21st game of the season is vs. Florida State on Feb. 1. He has coached 53 games at American International, 314 at Bowling Green, 437 at George Mason and now 190 at Miami.

100 Blocks - With one swat against Syracuse, redshirt senior Kamari Murphy recorded his 100th career block. He had 61 at Oklahoma State before coming to Miami as a junior.

1,000 Points - In his 109th game at The U, senior guard Davon Reed scored 17 points against George Washington, solidifying his name in Miami's 1,000-point club. He is the 37th Hurricane to score 1,000 points.

100 Games - Seniors Kamari Murphy and Davon Reed each played in their 100th career game at North Florida on Nov. 16, 2016. Murphy, a redshirt senior, played in 66 games at Oklahoma State before coming to Miami as a junior. All of Reed's games are at UM.

1,000 Program Wins - With a 78-67 win over Columbia on Dec. 28, 2016, the University of Miami men's basketball program earned its 1,000th program victory. Current Coach Jim Larrañaga has helped UM to both its 900th victory, a 73-58 win over Hawaii on Dec. 22, 2012, and the 1,000th win, over Columbia.

FRESHMAN GUARD SECOND IN REBOUNDS

Freshman guard Bruce Brown is second on the team with 7.4 rebounds per game, trailing senior forward Kamari Murphy's 7.9 rpg. Brown has grabbed four-plus boards in every game, including seven-plus nine times.

FIRSTS UNDER JIM LARRAÑAGA AT MIAMI

First game: Nov. 11, 2011 vs. Tennessee Tech. W, 69-58.
First starting lineup: Malcolm Grant, Durand Scott, Garrius Adams, Erik Swoope, Kenny Kadji.
First opening tip: Miami - Kenny Kadji.
First UM FG: 18:38, Durand Scott, 3-pointer.
First lead: 18:38, 3-0.
First halftime score: Tennessee Tech 32, Miami 27.
First win: Nov. 11, 2011. Miami 69, Tennessee Tech 58.
Attendance at first game: 3,600.
First loss: Nov. 25, 2011 at Ole Miss, 64-61 (OT).
First road win: Dec. 22, 2011 at Charlotte, 76-61.
First ACC game: Jan. 7, 2012 at Virginia, L, 52-51.
First ACC win: Jan. 18, 2012 vs. Clemson, 76-73.
First ACC regular season title: 2012-13.
First NIT championship game appearance: April 2, 2015.

JIM LARRAÑAGA = PROGRAM CHANGER

In Coach L's Five Seasons at Miami ...

- ACC regular season and tournament championships
- .674 winning percentage
- Four 20-win seasons in five years
- Four postseason appearances with nine victories
- 15 ACC wins in 2013
- One All-American

Seven Seasons before Coach L at UM ...

- .561 winning percentage
- Best conference finish was fifth place
- One NCAA Tournament appearance
- Most ACC wins in a season was eight

In Coach L's 14 Seasons at George Mason ...

- .626 winning percentage
- 13 straight winning seasons
- A Final Four appearance
- Five trips to the NCAA Tournament
- Nine postseason appearances
- First national ranking
- First appearance in top 10
- First wins over top 10 teams
- Winningest coach in league history

Seven Seasons before Coach L at GMU...

- .340 winning percentage
- Seven straight losing seasons
- Zero postseason appearances
- Worst team in the CAA

PRO CANES

James Jones	Cleveland Cavaliers
Sheldon McClellan	Washington Wizards
Jimmy Graham	Seattle Seahawks
Erik Swoope	Indianapolis Colts
Trey McKinney Jones	Fort Wayne Mad Ants (D-League)
Garrius Adams	Le Havre (France)
Rion Brown	Kataja Basket (Finland)
Ivan Cruz Uceda	Cafes Candelas Breogan Lugo (Spain)
Guillermo Diaz	San Lorenzo de Almagra (Argentina)
Julian Gamble	Telekom Baskets Bonn (Germany)
Malcolm Grant	KK Tajfun Sentjur (Slovenia)
Tonye Jekiri	Bandirma Kirmizi (Turkey)
Reggie Johnson	Mono Vampire Bangkok (Thailand)
DeQuan Jones	Lille Metropole Basket (France)
Kenny Kadji	Trabzonspor Medical Park Basketbol (Turkey)
Donnavan Kirk	Fukuoka Rizing (Japan)
Shane Larkin	Saski Baskonia Vitoria (Spain)
Angel Rodriguez	Cholet (France)
Durand Scott	Enel Basket Brindisi (Italy)



LUCKY SEVENS FROM LONG RANGE

Miami has made at least seven shots from long range in 112 of Larrañaga's 190 games at UM. The Canes are 88-24 when making at least seven from 3-point range. This season, Miami is 6-1 when hitting seven from deep. 2015-16: 17-3; 2014-15: 18-5; 2013-14: 9-6; 2012-13: 19-3; 2011-12: 19-6.

ROOKIE MCCLELLAN SIGNS WITH WIZARDS

In June, former Canes Sheldon McClellan signed a partially guaranteed contract with the Washington Wizards, and on the NBA's opening day, the NBA rookie played in his first professional game. The contract of McClellan became fully guaranteed for the Wizards in January, locking in the undrafted rookie for the rest of the season.

McClellan made his first NBA start on Nov. 12 vs. Chicago, in just his fifth professional game played. Against the Bulls, he scored 15 points in 35 minutes played. "Mac" is averaging 4.4 points per game and hitting 41.7 percent from the field in his 12.9 minutes per game.

CANES HOOPS PLAYERS IN THE NFL

Two former Hurricane basketball student-athletes made moves in the NFL this season. Jimmy Graham played his second season with the Seattle Seahawks and Erik Swoope played his first season with the Indianapolis Colts after being on the practice squad for two years. Graham, who played one season of football

at Miami, recorded 923 yards and six touchdowns on 65 receptions for the Seahawks this season. Swoope, who never played organized football prior to his NFL career, tallied 297 yards and one touchdown from 15 receptions in his first season on an active roster in the pros.

SELLING OUT THE WATSCO CENTER

In just his fifth season in Coral Gables, Jim Larrañaga and Miami SOLD OUT the season ticket allotment for all home games last year at the Watsco Center. It was the first time in Miami athletics history a team sold out their season. And now, the arena is sold out in back-to-back seasons.

For two straight years, fans have bought over 5,500 season tickets, more than doubling the total number of season tickets sold in Larrañaga's first season in Coral Gables. When Coach L began his reign in Miami, fans bought 2,251 season tickets for the 2011-12 campaign. After a record-breaking season on the court in 2012-13, season tickets peaked at 3,674 for 2013-14, prior to this year's 5,750 mark.

Season Tickets per Year

2016-17: 5,750 2015-16: 5,500
2014-15: 3,427 2013-14: 3,674
2012-13: 2,372 2011-12: 2,251

THROWBACK UNIFORMS VS. NOTRE DAME

In the game against Notre Dame, Miami wore throwback adidas uniforms replicating those worn in the final three seasons before the team was disbanded from 1971-1985. The cream-colored uniforms with vertical green stripes were worn by players such as All-American Don Curnutt and 1,000-point scorers Willie Allen and Rusty Parker.

MIAMI VS. PITTSBURGH (18-18)

Home: 11-7 Away: 6-10
Neutral: 1-1 Under Coach L: 2-1
Since rebirth in 1985: 11-14

	UM	ND Rank			
12/26/47		W	43-40	A	
12/21/48		W	58-52	H	
12/22/48		L	80-48	H	
1/18/51		L	81-56	A	
2/9/55		L	78-72	H	
12/12/58		L	69-65	A	
12/28/62		W	86-85	H	
12/5/64		W	85-71	A	
1/6/68		W	100-84	H	
12/27/68		W	72-70	H	
12/5/69		W	85-67	A	
1/29/92		L	82-52	A	
2/4/92		L	77-55	H	
3/12/92		W	83-71	N	
1/6/93	--	24	L	85-78	A
1/23/93	--	20	L	86-84	H
1/12/94		L	83-55	A	
2/1/94		L	80-71	H	
2/18/95		L	67-61	A	
2/25/95		W	76-68	OT H	
1/20/96		W	66-57	H	
1/8/97		L	76-72	A	
2/5/97		W	78-63	H	
1/3/98		W	73-65	A	
1/30/99	23/25 --	L	60-54	A	
2/23/99	11/13 --	W	85-52	H	
2/1/00		W	64-60	H	
2/31/00		W	74-66	A	
1/8/01		L	62-51	A	
3/7/01		L	78-69	A	
1/15/02	24/20 --	W	76-69	OT H	
3/8/02	21/21 7/7	L	76-71	N	
1/10/04	--	1/10	L	84-80	2OT H
2/5/14	--	25/22	L	59-55	OT H
3/04/15		W	67-63	A	
2/9/16	12/11 --	W	65-63	H	

CAREER TRIPLE-DOUBLES

Bruce Brown

11p 11r 10a vs. SC State, 12-6-16

CAREER DOUBLE-DOUBLES

Bruce Brown

11p 11r 10a vs. SC State, 12-6-16

14p 12r vs. George Washington, 12-22-16

Kamari Murphy

11p 10r vs. NC State, 12-31-16 ACC

14p 10r vs. Wofford, 12-3-16

11p 13r vs. Buffalo, 3-17-16 NCAA T

10p 10r at Texas (at OSU)

Davon Reed

10p 12r vs. Buffalo, 3-17-16 NCAA T

10p 12r at Richmond, 3-24-15 NIT

CAREER 20-POINT GAMES

Ja'Quan Newton

21 vs. NC State, 12-31-16 ACC

22 vs. Columbia, 12-28-16

21 vs. #21/22 Iowa State, 11-25-16

20 vs. Stanford, 11-24-16

20 vs. Charleston, 12-19-15

Davon Reed

21 vs. Notre Dame, 1/12/17 ACC

21 vs. FAU, 12-16-16

21 vs. Virginia, 2-22-16 ACC

20 vs. NC State, 12-31-16 ACC

MIAMI'S LARGEST IN 2016-17

	Non-Conference	ACC
Lead	57, WCU	20, NC State
Deficit	21, vs. #21/22 Iowa State	17, Syracuse
Margin of Victory	49, vs. WCU	18, NC State
Margin of Defeat	17, vs. #21/22 Iowa State	15, Syracuse
Halftime Lead	28 (2x) last vs. SC State	9, NC State
Halftime Deficit	6, vs. #21/22 Iowa State	8, Syracuse
Deficit in Win	4, vs. Penn	2, NC State
Halftime Deficit in Win	--	--
Lead in Loss	8, vs. Florida	6, Notre Dame
Halftime Lead in Loss	--	--

2016-17 LED (TIED) THE TEAM IN ...

	Points	Rebounds	Assists	Steals	Blocks
Bruce Brown	(1)	4 (1)	4 (2)	3 (4)	1 (2)
Dewan Huell		(1)		(2)	(5)
Ebuka Izundu	1				1 (6)
Anthony Lawrence			(1)	3 (3)	1 (3)
Rodney Miller					(1)
Kamari Murphy		8 (2)			1 (4)
Ja'Quan Newton	6 (1)	1	6 (3)	2 (1)	
Davon Reed	5		1 (2)	2 (1)	1 (1)
DJ Vasiljevic	2			(2)	

Player	10+ pts	20+ pts	7+ rebs	2+ blks	4+ asts	3+ stls
Bruce Brown	9		9	2	5	4
Dewan Huell	5		4	1		
Ebuka Izundu	2		1	3		
Anthony Lawrence	4		2	2		4
Rodney Miller						
Kamari Murphy	3		10	3		
Ja'Quan Newton	13	4	1		7	3
Davon Reed	12	3	1	2	3	3
DJ Vasiljevic	5					

AP TOP 25

Jan. 9, 2016

1 Baylor (55)	15-0	1,608
2 Kansas (8)	14-1	1,517
3 Villanova (1)	15-1	1,499
4 UCLA (1)	16-1	1,433
5 Gonzaga	15-0	1,366
6 Kentucky	13-2	1,327
7 Duke	14-2	1,173
8 Creighton	15-1	1,111
9 Florida State	15-1	1,071
10 West Virginia	13-2	972
11 North Carolina	14-3	902
12 Butler	14-2	880
13 Oregon	15-2	869
14 Louisville	13-3	744
15 Xavier	13-2	651
16 Arizona	15-2	634
17 Purdue	14-3	584
18 Wisconsin	13-3	581
19 Virginia	12-3	580
20 Notre Dame	14-2	468
21 Saint Mary's	14-1	377
22 Cincinnati	13-2	256
23 Florida	12-3	252
24 Minnesota	15-2	167
25 USC	15-2	20
25 Kansas State	13-2	20

USA TODAY COACHES POLL

Jan. 9, 2016

1 Baylor (22)	15-0	783
2 Kansas (9)	14-1	756
3 Villanova (1)	15-1	727
4 UCLA	16-1	691
5 Gonzaga	15-0	690
6 Kentucky	13-2	651
7 Duke	14-2	557
8 Creighton	15-1	517
9 West Virginia	13-2	484
10 Florida State	15-1	472
11 Oregon	15-2	421
12 North Carolina	14-3	408
13 Butler	14-2	395
14 Xavier	13-2	373
15 Louisville	13-3	372
16 Arizona	15-2	332
17 Wisconsin	13-3	311
18 Virginia	12-3	308
19 Purdue	14-3	254
20 Notre Dame	14-2	228
21 Saint Mary's	14-1	220
22 Cincinnati	13-2	145
23 Florida	12-3	123
24 Minnesota	15-2	46
25 USC	15-2	30

South Carolina 18, Kansas State 15, Indiana 15, UNC Wilmington 12, New Mexico State 10, California 7, Virginia Tech 5, SMU 4, Maryland 4, Clemson 4, Seton Hall 3, Wichita St 2, Iowa State 2, Northwestern 2, Dayton 1, Miami 1, Oakland 1



IN COACH JIM LARRAÑAGA'S FIRST FIVE SEASONS IN THE ACC

(Includes only seasons coaching at ACC schools during years as ACC member)

Among the 29 all-time ACC coaches with 100+ overall wins and 50+ ACC wins, in just five years in the league, Coach L is ...

- No. 8 all-time in winning percentage in ACC Tournament games (.636)
- No. 9 all-time in winning percentage in ACC games only (.614)
- No. 25 all-time in ACC wins (54)
- No. 27 all-time in overall wins (118)
- one of 18 coaches to win multiple ACC Coach of the Year honors

Among the 29 all-time ACC coaches with 100+ overall and 50+ ACC victories, in their first five years in the ACC, Coach L is ...

- No. 2 in overall victories (118)
- No. 3 in ACC victories (54)
- tied for No. 4 in ACC Tournament victories (7)
- No. 5 in ACC Tournament winning percentage (.636)
- tied for No. 7 in ACC winning percentage (.614)
- No. 9 overall winning percentage (.674)

Coach L is one of five coaches who ...

- posted at least four 20-win seasons
- won at least seven ACC Tournament games

Coach L is one of seven coaches who ...

- won two-or-more ACC Coach of the Year honors

Coach L is one of eight coaches who had ...

- an overall winning season each year
- at least four ACC winning seasons

Among the seven current ACC coaches with five-plus years of experience, in their first five seasons in the league, Coach L is ...

- the only coach to win two ACC Coach of the Year honors
- No. 2 in overall wins (118), overall winning percentage (.674), ACC victories (54), winning percentage in ACC games only (.614)

- tied for No. 2 in ACC Championships (1)
- No. 3 in wins in the ACC Tournament (7)

Coach L is one of two coaches who had ...

- an overall winning season each year
- at least four ACC winning seasons

Coach L is one of three coaches who ...

- had at least four NCAA Tournament victories
- won an ACC Championship
- posted at least four 20-win seasons
- won at least seven ACC Tournament games

SEBASTIAN THE IBIS



In 1926, the University of Miami adopted the Ibis as the official mascot for the University's athletic teams. Representing the leadership, courage, knowledge, strength and speed characteristics that our student-athletes portray. As the clouds become dark and a hurricane approaches, folklore maintains that other birds look to the Ibis for leadership. The Ibis uses its instinct to detect danger. It is the last sign of wildlife to take shelter before a hurricane hits, giving warning that danger is imminent. As the storm passes the Ibis is the first to reappear, a sign that clear skies are approaching.

REED NAMED A SENIOR CLASS AWARD CANDIDATE

Senior guard Davon Reed was one of 60 NCAA men's and women's basketball student-athletes who were selected as candidates for the 2016-17 Senior CLASS Award, honoring those players who excel both on and off the court. To be eligible for the Senior CLASS Award, a student-athlete must have notable achievements in four areas of excellence: Community, classroom, character and competition.

"MATCH MARCUS" CAMPAIGN

Miami Athletics, in partnership with Miami native and the star of CNBC show "The Profit", Marcus Lemonis, have announced the 'Match Marcus' fundraising campaign for student-athlete excellence. The 'Match Marcus' campaign challenges the University of Miami community and Canes fans to raise a total of \$2 million to support UM student-athletes in their pursuit of excellence. For every donation to the campaign, Lemonis will match half of the total - resulting in up to a \$1 million gift from Lemonis.

WAARDENBURG ADDED TO CANES SQUAD

New Zealand native Sam Waardenburg has signed a grant-in-aid agreement with the University of Miami men's basketball team. Waardenburg, a forward from Henderson, New Zealand, has joined and is practicing with the team, but is expected to begin competition with the Hurricanes for the 2017-18 season.

REED SERVING AS MARKETING INTERN

Senior Davon Reed will graduate in May with a degree in sports administration with a minor in marketing and communications. Since June of 2016, Reed has been an intern in the athletics marketing department, assisting the execution of strategic marketing planning for athletics programs with a focus on increasing attendance, game atmosphere and fan experience at Hurricane athletics events.

BROWN RECORDS PROGRAM'S SECOND TRIPLE-DOUBLE

Freshman guard Bruce Brown recorded a triple-double with 11 points, 11 rebounds and 10 assists against South

Carolina State on Dec. 6. It was the second triple-double in program history at Miami, the 11th in the NCAA this season, fourth by a Power 6 player, second by a freshman (De'Aaron Fox, Kentucky) and the 23rd in ACC history.

In 2004, Miami's Anthony King recorded the school's first triple-double with 11 points, a school-record 13 blocks and 10 rebounds against FAU.

COACHING COORDINATORS FOR MIAMI

Miami's assistant coaching staff is set up in a coordinator system, with Jamal Brunt as the offensive coordinator, Chris Caputo manning the defense and Adam Fisher handling the scout for every opponent. James Johnson is the dean of discipline.

REED NOMINATED FOR GOOD WORKS TEAM

Senior Davon Reed has been nominated for the Allstate NABC Good Works Team, the National Association of Basketball Coaches and Allstate Insurance Company announced Nov. 30. For three years he has served as an elementary school pen pal, writing letters to local students, promoting the importance of academics while striving for professional dreams, in any field of work. Reed has also volunteered in the community at the Miami Rescue Mission Homeless Shelter.

BROWN TABBED ACC FRESHMAN OF THE WEEK

Guard Bruce Brown was recognized as the ACC Freshman of the Week Dec. 5. Brown, a 6-foot-5 guard from Boston, averaged 11.5 points, 7.0 rebounds, 1.5 steals and 1.5 assists per game in a pair of wins over Rutgers and Wofford that week. He hit 70 percent (7-10) of his shots from the field, 50 percent (2-4) from long range and connected on all seven of his attempts from the foul line.

MURPHY NAMED HOOPBALL INVITATIONAL MVP

Senior forward Kamari Murphy notched his third-career double-double with a career-high 14 points and 10 rebounds against Wofford, earning him MVP honors for the game. Murphy was 5-10 from the field and 4-4 at the free throw line. He also tallied one block for the Canes.

UM RECORDS	GAME	ACC GAME
Points Scored	59 - Rick Barry vs. Rollins, 1965	35 - Jack McClinton vs. North Carolina 02/15/09
Field Goal %	1.000 (7-7) - Raymond Hicks vs. NC A&T, 2008	.900 (9-10) - Reggie Johnson at Duke 01/02/11
3-Point FG	9 - Johnny Hemsley vs. Lafayette, 1999	7 (3x) last - Jack McClinton vs. UNC 02/15/09
3-Point FG%	1.000 (5-5) (6x) last - James Palmer at Virginia Tech, 3/7/15	1.000 (5-5) (6x) last - James Palmer at VT, 3/7/15
FT Made	22 (2x) last - Rick Barry vs. Florida Southern, 1965	16 - Jack McClinton vs. NC State 03/07/09
FT %	1.000 (16-16) - Jack McClinton vs. NC State, 2009	1.000 (16-16) - Jack McClinton vs. NC State 03/07/09
Rebounds	29 - Rick Barry vs. Oklahoma City, 1965	17 - Tonye Jekiri vs. Clemson 02/08/15
Assists	14 - Michael Gardner vs. Pittsburgh, 1993	9 (3x) last - Shane Larkin vs. North Carolina 02/09/13
Steals	9 - Jerome Scott vs. FIU, 1991	6 - Shane Larkin at North Carolina 01/10/12
Blocked Shots	13 - Anthony King vs. Florida Atlantic, 2004	6 - Anthony King vs. Florida State 01/15/05

BASKETBALL FACILITY UNDERGOING \$1.7 MILLION RENOVATION

In addition to the arena being renamed the Watson Center, the University of Miami basketball facility is undergoing a \$1.7 million renovation. The project, which includes work on areas used by both the men's and women's programs, will feature upgrades to the locker rooms, student-athlete lounges, office spaces, weight room and practice facility hallways. The project is being split into two phases, with the second set to begin following the 2016-17 season.

The coaches' offices and hallways of the facility will feature highlights from great moments in Miami basketball history, as well as photos of select stars from both the men's and women's teams. Also on display will be large-scale images of UM's ProCanes, as well as the newest Miami adidas gear. The players' lounge will feature a gaming center complete with couches and televisions. The walls of the practice facility will showcase photos of celebrity Canes fans throwing up the U. Student-athletes will have custom lockers and the sound system in the locker room, lounges and coaches' offices will be upgraded.

MIAMI ANNOUNCES THE WATSCO CENTER

In October, the University of Miami announced the naming of its multi-purpose entertainment facility as the Watsco Center. Watsco, Inc., based in Miami, is traded on the New York Stock Exchange and is the largest distributor of air conditioning, heating and refrigeration products with annual sales of more than \$4 billion, 5,000 employees and 563 locations throughout North America. Watsco has provided funding to the University since the 1990s through its "Watsco's Kids" program, providing children in the community free access to performance arts, sports and other events at the University.



MIAMI HIGHS		OPPONENT HIGHS		MIAMI LOWS		OPPONENT LOWS	
Points	94, at North Florida, 11/16	Points	73, vs. Iowa State, 11/25	Points	55, at Syracuse, 1/4	Points	43, vs. Western Carolina, 11/11
Points/Half	51 (2nd), vs. Western Carolina, 11/11	Points/Half	39 (2nd) (2x), last vs. Notre Dame, 1/12	Points/Half	23 (1st half) vs. Stanford, 11/24	Points/Half	14 (1st), vs. South Carolina State, 12/6
Field Goals Made	37, at North Florida, 11/16	Field Goals Made	26, vs. Columbia, 12/28	Field Goals Made	18, vs. Iowa State, 11/25	Field Goals Made	17, vs. Western Carolina, 11/11
Field Goal Att.	68, at North Florida, 11/16	Field Goal Att.	67 (2x), last vs. Notre Dame, 1/12	Field Goal Att.	48, vs. Wofford, 12/3	Field Goal Att.	44, at Syracuse, 1/4
Field Goal Pct.	54.7, vs. Columbia, 12/28	Field Goal Pct.	56.8, at Syracuse, 1/4	Field Goal Pct.	36.0, vs. Iowa State, 11/25	Field Goal Pct.	25.4, vs. Western Carolina, 11/11
3-Point FG Made	11, at Syracuse, 1/4	3-Point FG Made	10, vs. NC State, 12/31	3-Point FG Made	2, vs. Iowa State, 11/25	3-Point FG Made	3 (4x), last vs. FAU, 12/16
3-Point FG Att.	26, at Syracuse, 1/4	3-Point FG Att.	33, vs. Western Carolina, 11/11	3-Point FG Att.	12, vs. Rutgers, 11/24	3-Point FG Att.	9, vs. Florida, 11/27
Free Throws Made	24, vs. Western Carolina, 11/11	Free Throws Made	15 (2x), last vs. FAU, 12/16	Free Throws Made	2, at Syracuse, 1/4	Free Throws Made	2, vs. Western Carolina, 11/11
Free Throw Att.	36, vs. Western Carolina, 11/11	Free Throw Att.	20, vs. Florida, 11/27	Free Throw Att.	9, vs. Florida, 11/27	Free Throw Att.	3, vs. Western Carolina, 11/11
Rebounds	52, vs. Western Carolina, 11/11	Rebounds	38, vs. Notre Dame, 1/12	Rebounds	26, at Syracuse, 1/4	Rebounds	24, vs. Columbia, 12/28
Assists	24, vs. South Carolina State, 12/6	Assists	18, vs. Columbia, 12/28	Assists	6, vs. Iowa State, 11/25	Assists	6, vs. South Carolina State, 12/6
Steals	11, vs. Penn, 11/19	Steals	10, vs. Iowa State, 11/25	Steals	3, vs. Notre Dame, 1/12	Steals	2, at North Florida, 11/16
Blocks	12, vs. Notre Dame, 1/12	Blocks	11, vs. Florida, 11/27	Blocks	2 (6x), last at Syracuse, 1/4	Blocks	1 (4x), last vs. Notre Dame, 1/12
Turnovers	20, vs. Columbia, 12/28	Turnovers	21, Penn, 11/19	Turnovers	6, vs. George Washington, 12/22	Turnovers	6, vs. Notre Dame, 1/12
Bench Points	39, at North Florida, 11/16	Bench Points	35, at North Florida, 11/16	Bench Points	10, vs. Florida, 11/27	Bench Points	9 (2x), last at Syracuse, 1/4
Victory Margin	49, vs. Western Carolina, 11/11	Victory Margin	17, vs. Iowa State, 11/25	Victory Margin	8, vs. George Washington, 12/22	Victory Margin	5, vs. Notre Dame, 1/12

MIAMI INDIVIDUAL HIGHS	
Points	22, Ja'Quan Newton, vs. Columbia, 12/28
Field Goals Made	9 (2x), last Davon Reed, vs. Notre Dame, 1/12
Field Goal Attempts	17, Davon Reed, vs. Notre Dame, 1/12
3-Point FG Made	6, DJ Vasiljevic, at Syracuse, 1/4
3-Point FG Attempts	12, DJ Vasiljevic, at Syracuse, 1/4
Free Throws Made	8, Davon Reed, vs. Iowa State, 11/25
Free Throw Attempts	10 (3x), last Ja'Quan Newton, vs. NC State, 12/31
Rebounds	12 (3x), last Kamari Murphy, vs. Notre Dame, 1/12
Assists	12 (2x), last Bruce Brown, vs. George Washington, 12/22
Blocks	3 (8x), Last by three players, vs. Notre Dame, 1/12

OPPONENT INDIVIDUAL HIGHS	
Points	22, Andrew White III, at Syracuse, 1/4
Field Goals Made	8, Deonte Burton, vs. Iowa State, 11/25
Field Goal Attempts	16 (2x), Corey Sanders, vs. Rutgers, 11/30
3-Point FG Made	4, Andrew White III, at Syracuse, 1/4
3-Point FG Attempts	9 (4x), last Andrew White III, at Syracuse, 1/4
Free Throws Made	8, Kasey Hill, vs. Florida, 11/27
Free Throw Attempts	10, Kasey Hill, vs. Florida, 11/27
Rebounds	10 (3x), last Andrew White III, at Syracuse, 1/4
Assists	10, John Gillon, at Syracuse, 1/4
Blocks	4, John Egbunu, vs. Florida, 11/27

2016-17 STARTERS BY GAME

WCU	Newton	Lawrence	Reed	Izundu	Murphy
UNF	Newton	Lawrence	Reed	Izundu	Murphy
Penn	Newton	Brown	Reed	Lawrence	Murphy
Stanford	Newton	Lawrence	Reed	Izundu	Murphy
Iowa St.	Newton	Lawrence	Reed	Izundu	Murphy
Florida	Newton	Brown	Reed	Lawrence	Murphy
Rutgers	Newton	Brown	Reed	Huell	Murphy
Wofford	Newton	Brown	Reed	Huell	Murphy
SC State	Newton	Brown	Reed	Huell	Murphy
FAU	Newton	Brown	Reed	Huell	Murphy
GWU	Newton	Brown	Reed	Huell	Murphy
Columbia	Newton	Brown	Reed	Huell	Murphy
NC State	Newton	Brown	Reed	Huell	Murphy
Syracuse	Newton	Brown	Reed	Huell	Murphy
ND	Newton	Brown	Reed	Huell	Murphy

RECORD BY STARTING LINEUP

Newton, Reed, Lawrence, Murphy, Izundu	3-1
Newton, Brown, Reed, Lawrence, Murphy	1-1
Newton, Brown, Reed, Huell, Murphy	7-2

LARRAÑAGA GRADUATES CANES

All four Hurricane seniors graduated from Miami following the 2015-16 campaign. In May 2015 Sheldon McClellan earned his bachelor of liberal arts degree and in December Angel Rodriguez earned his bachelor's of education degree with a major in sports administration and a minor in sociology, the same degree Ivan Cruz Uceda and Tonye Jekiri both completed in May. Now all four men are playing professional basketball, with McClellan in the NBA (Wizards) and Rodriguez (France), Jekiri (Turkey) and Cruz Uceda (Spain) all overseas.

GRADUATION RATE ABOVE NATIONAL AVERAGE

UM student-athletes posted a Graduation Success Rate (GSR) of 90 percent, the NCAA announced in November. The figures released by the NCAA show that the Hurricanes are above the national average of 84 percent. Miami's GSR rate is tied for 15th among Football Bowl Subdivision (FBS) institutions. The men's basketball team posted a GSR score of 91 percent, which is above the national average, and is tied for 18th among FBS schools.

MIAMI IN 2017 DIAMOND HEAD CLASSIC

Miami will join Akron, Davidson, Middle Tennessee, New Mexico State, USC, Utah State and Hawai'i in the Hawaiian Airlines Diamond Head Classic, which will be played Dec. 22, 23 and 25, 2017 at the Stan Sheriff Center in Honolulu.

LARRAÑAGA TAPPED INTO IRON ARROW

Coach Jim Larrañaga has been tapped into the Iron Arrow Honor Society, the highest honor one can attain at UM. Women's head coach Katie Meier and Golden Cane Sandy Nusbaum tapped Larrañaga and Deputy AD Tony Hernandez presented Coach L with his Iron Arrow jacket.

2017-18 ROSTER WILL HAVE SIX TOP-100 RECRUITS

Miami has signed three ESPN Top 100 recruits for the class of 2017, including No. 19 Lonnie Walker from Reading, Pa., No. 52 Chris Lykes from Bowie, Md., and No. 93 Deng Gak from Blairstown, N.J.

The 2017 trio will join current ESPN Top 100 Hurricanes Bruce Brown (No. 26 in 2016), Dewan Huell (No. 28 in 2016) and Ja'Quan Newton (No. 58 in 2014) in the fall of 2017. In just six seasons at The U, Larrañaga has recruited six of Miami's 11 ESPN Top 100 players since 2007.

ESPN Top 100 Players on 2017-18 Roster

19 Lonnie Walker - 2017	26 Bruce Brown - 2016
52 Chris Lykes - 2017	28 Dewan Huell - 2016
93 Deng Gak - 2017	58 Ja'Quan Newton - 2014
Miami's ESPN Top 100 Players, Since 2007	
19 Lonnie Walker - 2017	53 Edwin Rios - 2007
26 Bruce Brown - 2016	58 Ja'Quan Newton - 2014
28 Dewan Huell - 2016	83 Garrius Adams - 2009
28 DeQuan Jones - 2008	88 Donnavan Kirk - 2009
43 Durand Scott - 2009	93 Deng Gak - 2017
52 Chris Lykes - 2017	- Recruits under Coach L are in italics

NON-CONFERENCE 2016-17					10-2 OVERALL			7-0 HOME		1-0 ROAD			2-2 NEUTRAL									
					Total		3-Point		F-Throw		Rebounds											
#	Player	gp-gs	min	avg	fg-fga	fg%	3fg-fga	3fg%	ft-fa	ft%	off	def	tot	avg	pf	dq	a	to	blk	stl	pts	avg
00	Ja'Quan Newton	12-12	382	31.8	69-139	.496	6-18	.333	40-55	.727	10	34	44	3.7	16	0	50	39	1	16	184	15.3
05	Davon Reed	12-12	397	33.1	55-124	.444	27-67	.403	33-41	.805	7	43	50	4.2	13	0	23	23	6	17	170	14.2
11	Bruce Brown	12-8	354	29.5	43-99	.434	8-29	.276	32-43	.744	23	64	87	7.3	27	1	39	22	5	19	126	10.5
20	Dewan Huell	12-6	248	20.7	39-75	.520	0-0	.000	15-19	.789	25	33	58	4.8	28	0	2	12	11	5	93	7.8
03	Anthony Lawrence	12-6	293	24.4	28-61	.459	11-29	.379	18-26	.692	9	42	51	4.3	30	1	15	21	9	21	85	7.1
21	Kamari Murphy	12-12	324	27.0	34-68	.500	0-1	.000	16-27	.593	32	61	93	7.8	29	1	7	25	8	3	84	7.0
04	DJ Vasiljevic	12-0	219	18.3	26-68	.382	21-53	.396	7-7	1.000	3	12	15	1.3	19	0	8	5	1	4	80	6.7
15	Ebuka Izundu	11-4	125	11.4	22-32	.688	0-0	.000	16-19	.842	18	16	34	3.1	23	0	2	14	12	4	60	5.5
14	Rodney Miller	7-0	38	5.4	4-7	.571	0-0	.000	3-7	.429	3	4	7	1.0	5	0	0	1	0	0	11	1.6
02	Mike Robinson	3-0	11	3.7	0-4	.000	0-3	.000	1-2	.500	1	0	1	0.3	1	0	0	1	0	1	1	0.3
35	Chris Stowell	3-0	9	3.0	0-1	.000	0-1	.000	0-0	.000	0	2	2	0.7	0	0	0	0	0	0	0	0.0
Team											18	22	40					1				
Total.....		12	2400		320-678	.472	73-201	.363	181-246	.736	149	333	482	40.2	191	3	146	164	53	90	894	74.5
Opponents.....		12	2400		260-699	.372	63-223	.283	120-166	.723	131	251	382	31.8	222	2	123	159	40	81	703	58.6



CANES VS. PITTSBURGH			TOTAL			3-PTS			FREE THROWS			REBOUNDS												
Opponent	Date	GP-S	Min	FG	FGA	Pct	3FG	FGA	Pct	FT	FTA	Pct	Off	Def	Tot	Avg	PF	FO	A	TO	Blk	Stl	Pts	Avg
Izundu	2-9-16	1-0	8	1	1	1.000	0	0	.000	0	0	.000	0	0	0	0.0	1	0	0	0	1	0	2	2.0
Lawrence	2-9-16	1-0	8	1	2	.500	0	1	.000	0	0	.000	0	1	1	1.0	1	0	0	2	0	0	2	2.0
Murphy	2-9-16	1-1	28	1	5	.200	0	0	.000	2	3	.667	2	6	8	8.0	2	0	0	1	0	1	4	4.0
Newton	3-4-15	1-0	33	2	8	.250	0	0	.000	0	2	.000	0	3	3	3.0	1	0	1	0	0	0	4	
	2-9-16	1-0	18	1	5	.200	0	1	.000	1	2	.500	0	1	1	1.0	1	0	1	3	0	0	3	
TOTAL		2-0	51	3	13	.231	0	1	.000	1	4	.250	0	4	4	2.0	2	0	2	3	0	0	7	3.5
Reed	2-5-14	1-1	22	1	9	.111	1	3	.333	1	2	.500	0	3	3	3.0	2	0	1	1	0	1	4	
	3-4-15	1-1	33	7	8	.875	3	3	1.000	2	2	1.000	1	2	3	3.0	1	0	3	0	0	2	19	
	2-9-16	1-1	36	4	10	.400	2	6	.333	2	2	1.000	1	3	4	4.0	1	0	3	1	0	1	12	
TOTAL		3-3	91	12	27	.444	6	12	.500	5	6	.833	2	8	10	3.3	4	0	7	2	0	4	35	11.7

REED TABBED TO NABC HONORS COURT

Senior Davon Reed was tabbed to the National Association of Basketball Coaches (NABC) 2015-16 NABC Honors Court, recognizing those student-athletes who excelled in academics during the past season.

LARRAÑAGA CONTRACT EXTENDED THROUGH 2022

The University of Miami extended Coach Jim Larrañaga's contract through May 31, 2022, Director of Athletics Blake James announced in September 2014. Larrañaga first signed a five-year contract in April 2011, then was granted a three-year extension in 2012.

HURRICANES MAKE DIVISION I ATHLETICS HISTORY

Miami was the only school in NCAA Division I athletics to have its football team play in a bowl game, men's and women's basketball teams reach the NCAA tournament and baseball team advance to the College World Series during the 2015-16 academic year.

LARRAÑAGA AND CAPUTO TOGETHER 15 YEARS

This season head coach Jim Larrañaga and associate head coach Chris Caputo begin their 15th season on sidelines together, dating back to their time at George Mason University. Caputo started on Coach L's staff as the video coordinator for the 2002-03 season, and along the way, the native of Elmhurst, N.Y., was an assistant coach and is now the associate head coach for the Hurricanes. Caputo helped the 2006 GMU team to the NCAA Final Four and has made five total NCAA Tournament appearances with Larrañaga. Both Caputo and Larrañaga attended Archbishop Molloy High School (N.Y.) and played for legendary head coach Jack Curran.

LARRAÑAGA ONE OF THE BEST

All stats below are prior to the 2016-17 season.

Among active coaches, Jim Larrañaga is the 11th-winningest coach in the country at major schools with 588 victories, and is ranked No. 42 on the list of all-time winningest coaches at major schools. Among the seven ACC coaches with five-plus years in the league, in their first five years at their current school, Coach L is second in overall wins (118), overall winning percentage (.674), ACC victories (54), winning percentage in ACC games only (.614). Among all-time ACC coaches (includes only seasons coaching at ACC schools during years as ACC member), Coach L is ranked No. 25 all-time in ACC wins and No. 29 all-time in overall wins, in just five years in the league. He is ninth all-time in winning percentage in ACC games only (.614).

NAVY SEALS TRAINING

The Miami basketball team went through a two-day training session with the Navy Seals on the UM campus in late August. The team worked out on both the land and in the swimming pool. Check out the highlight video here: https://youtu.be/VCZ_9t2FVR0.

RECRUITING THE STATE OF MIAMI

Coach Jim Larrañaga has put great emphasis on recruiting the "state of Miami." UM's recruits from Florida in the past five years include Shane Larkin (Orlando), Tonye Jekiri (Hialeah), Angel Rodriguez (Miami), Joe Thomas (Miami), Anthony Lawrence (St. Petersburg), Dewan Huell (Miami).

CANES TOP 100 NATIONALLY

(as of Jan. 9)

Bruce Brown	Rank	Actual
Triple Doubles	T1	1.0
Kamari Murphy	Rank	Actual
Off Reb. Per Game	82	2.86

RETURNING NUMBERS FOR THE CANES

To open the 2016-17 season, Miami returned no more than 51 percent of its scoring, rebounds, assists, steals or blocks from the 2015-16 team.

Returning	Scoring	Rebs	Assists	Steals	Blocks
2016-17	40.3%	40.6%	37.4%	40.0%	50.4%
2015-16	72.6%	78.1%	77.0%	77.5%	77.8%
2014-15	22.2%	24.0%	28.6%	26.1%	24.2%
2013-14	13.4%	15.5%	0.98%	13.0%	11.3%
2012-13	79.8%	85.6%	82.1%	83.3%	90.7%

ACC TELECONFERENCE

Miami head coach Jim Larrañaga and the league's 14 other coaches will be featured on a weekly teleconference each Monday during the 2016-17 basketball season from 10:30 a.m. to 1 p.m. Each coach will have 10 minutes to make an opening statement and answer questions. There will be an audio file available of each teleconference on the Conference's official website (theACC.com) each Monday afternoon as well as a written transcript of the call. Media representatives wishing to participate in the teleconference should contact the ACC Communications Office or Amy LaBrie at Miami for the call-in number.

Coach Larrañaga will be on the call at the following times each week:

Monday, Jan. 16	12:20 p.m.
Monday, Jan. 23	Noon
Monday, Jan. 30	Noon
Monday, Feb. 6	12:10 p.m.
Monday, Feb. 13	12:10 p.m.
Monday, Feb. 20	Not on the call.
Monday, Feb. 27	Not on the call.

MIAMI BASKETBALL - THE EARLY YEARS

The University of Miami basketball program was dormant for 14 years from 1971-1985. In 1983 Director of Athletics Sam Jankovich announced the resurrection of men's basketball at Miami, with the reinstatement vote by the UM Board of Trustees on Oct. 12, 1983. Head coach Bill Foster was hired March 21, 1984, adding assistants Clint Bryant, Seth Greenberg and Cesar Odio by July 1. On Oct. 15, 1984 the first men's basketball practice in 12 years was held on the patio in the center of campus, viewed by more than 200 students. Miami defeated The Citadel, 85-77, on Nov. 22, 1985, in the first game of the new era of UM basketball. Tim Harvey was the staff's first recruit, a 6-10, 240-pound center from Plainfield, N.J., who transferred from Georgia Tech.

STEVE EDWARDS TO BE INDUCTED INTO UMSHOF

University of Miami Sports Hall of Fame has announced its class of 2017 inductees, which includes Steve Edwards, who played basketball at Miami from 1992-96. One of the most prolific long-range shooters in Miami history, Edwards still ranks second in the record books with 265 career 3-point field goals, a mark that is still the BIG EAST Conference record. Edwards, a two-time honoree as "Mr. Basketball" in the state of Florida, was named to the conference all-freshman team in his first year for UMSHoF member Coach Leonard Hamilton.



2015-16 IN REVIEW

2015-16 TEAM HIGHLIGHTS

- First team in Miami history to sell out its home arena for the entire season.
- Third squad in Miami history to play in the Sweet 16.
- 24 regular season wins tied with the 2012-13 season for the most in Miami history.
- 13 wins in ACC play were the second-most in school history, behind 15 in 2012-13.
- Perfect 9-0 at home in ACC play, 15-1 at home overall.
- Defeated five ranked teams: No. 3 Virginia, No. 11 Louisville, No. 16 Utah, No. 22/20 Butler and No. 24/20 Duke, with back-to-back wins over Virginia and Louisville.
- Ranked in the polls a school record 17 straight weeks. Ranked top-15 for a school record 14 weeks.
- Won the Puerto Rico Tip Off, defeating No. 16 Utah, No. 22/20 Butler and Mississippi State by 20.0 points per game. Puerto Rico native Angel Rodriguez was named MVP.
- Won ACC/Big Ten Challenge game at Nebraska, 77-72, in overtime.
- Defeated in-state rival Florida, which was receiving votes at the time.
- Posted 11-1 non-conference regular season record with only loss on a buzzer-beater vs. Northeastern. The Canes were 6-1 at home, 2-0 on the road and 3-0 at neutral sites.
- Coach L named ACC Coach of the Year for second time in four seasons.
- Sheldon McClellan named to the USBWA All-District Team and Coach Larrañaga recognized as District IV Coach of the Year.
- Three players - Sheldon McClellan, Tonye Jekiri and Angel Rodriguez - named All-ACC, while Jekiri was on the ACC Defensive Team. Davon Reed was on the All-ACC Academic Team.
- Sheldon McClellan named to the 2016 ACC All-Tournament Second Team.

MIAMI POSTS THIRD 25-WIN SEASON

Coach Jim Larrañaga posted his third 25-win season and fourth 20-win season in five years at The U. This was also his fifth-career 25-win season and 10th-career 20-win campaign. Larrañaga is just the second coach in Miami history with four 20-win seasons, joining Bruce Hale (1954-67), and is the only Miami coach with a 25-win year.

This was Miami's third 25-win campaign (all under Coach L) and seventh 20-win season since joining the ACC for the 2004-05 campaign.

13+ ACC WINS FOR THE SECOND TIME UNDER COACH L

Miami won 13 games in ACC play for just the second time in school history, along with 15 wins in 2012-13. In five seasons under Larrañaga, the Canes have won seven-or-more ACC games each season. Prior to the arrival of Coach L, Miami had never won 10 ACC games in a season.

TIED FOR MOST REGULAR-SEASON WINS

Miami was 24-5 in the regular season, tied with the 24-6 record in 2012-13 for the most regular-season wins in Hurricanes history. In Larrañaga's five seasons, the Canes have the following records in the regular season: 2015-16: 24-5; 2014-15: 20-11; 2013-14: 16-15; 2012-13: 24-6; 2011-12: 18-11.

BEST FG SHOOTING PERCENTAGE IN 27 YEARS

The Canes made 47.9 percent (907-1895) from the field, the best in Miami's history since the 1988-89 season when UM hit 49.2 percent (1024-2083) of its shots.

Miami's 74.9 percent clip (578-772) at the line was the best since 77.1 percent (523-678) in 2001-02.

THE HURRICANES IN THE NCAA TOURNAMENT

The Canes were a No. 3 seed for the first time in UM history. Miami's highest seed was No. 2, in 2013 and 1999.

The Canes played in the NCAA Tournament for the eighth time.

Miami is 8-8 in NCAA Tournament play.

Miami played in its third Sweet 16, has played in the second round five times and played just one game three times.

Under head coach Jim Larrañaga, Miami is 4-2 in the NCAA Tournament in just four seasons. The Hurricanes were 4-6 in their first six appearances.

UM has won at least one game in the NCAA Tournament in five of eight appearances, including three straight and in five of the last six.

UM has won five of its last eight games in the NCAA Tournament after going 2-1 in 2013 and 1-1 in 2008.

Five different coaches have led Miami to its eight NCAA appearances. Leonard Hamilton (3: 1998-00) and Jim Larrañaga (2: 2013, 2016) are the only coaches to lead the Canes to multiple NCAA berths.

Miami and Texas A&M were the only two schools among top-three seeds who did not play in the NCAA Tournament in 2014-15.

MIAMI CONTINUES TO EXCEED EXPECTATIONS

Miami was a 3-seed in the 2016 NCAA Tournament, one of five teams among the 12 top three-seeds that was not ranked in the AP preseason poll.

ALL-ACC AWARDS FOR THE HURRICANES

Coach Jim Larrañaga was named the ACC Coach of the Year for the second time in four seasons, while three players earned postseason honors. Coach Jim Larrañaga - Coach of the Year (ACSMA/Coaches); Tonye Jekiri - All-Defensive Team (ACSMA/Coaches); Sheldon McClellan - Second Team All-ACC (ACSMA/Coaches); Angel Rodriguez - Third Team All-ACC (ACSMA); Tonye Jekiri - Honorable Mention (ACSMA/Coaches). Since joining the league in 2004-05, Miami has had 34 honorees on ACC postseason award lists, 21 of whom have come under Coach L's watch, including five of Miami's six All-Defensive Team players. Jekiri is the only Hurricane to be named to that team twice.

JEKIRI EARNS MOST WINS IN PROGRAM HISTORY

In four seasons at Miami, Tonye Jekiri won 96 games, the most of any Hurricane in school history. Jekiri was the only remaining player from the 2012-13 ACC Championship and NCAA Sweet 16 team. That season, Jekiri did not play in a pair of games, playing in just 27 wins individually. He played in every victory since, with 17 as a sophomore, 25 as a junior and 27 as a senior.

MCCLELLAN 11TH-MOST EFFICIENT PLAYER IN THE NATION, 180 PLAYER

Sheldon McClellan was the 11th-most efficient offensive player in the nation among players with 20 percent-or-more possessions used, according to KenPom.com. He was also the third most efficient player in the ACC overall, and No. 30 in the nation. McClellan was 17th in the ACC (league games only) in 2-point field goal percentage (54.6), ninth in true shooting percentage (60.7) and 10th in free throw percentage (83.5). He was fourth in the ACC in turnover rate (9.6).

McClellan also hit 56.7 percent from two, 38.9 percent from three and 83.8 percent at the line, adding up to 179.4, nearly the mark of an 180 player.

NEWTON BEST SIXTH MAN IN THE COUNTRY

Dick Vitale lauded Miami sophomore Ja'Quan Newton as the "best sixth man in the country." Newton immensely improved his stats from his freshman year, and scored in double digits 21 times last season.

	GP	PPG	FG%	3FG	FT%	10+Pts	MPG
'15-16	30	10.8	46.9	9/26	73.4	21	22.8
'14-15	34	4.0	40.5	4/10	64.1	4	13.5

In the 10 ACC victories Newton played in (not vs. VT twice, Louisville and Notre Dame), he averaged 11.4 points and 2.3 assists per game, hitting 50.6 percent from the field. In the Canes' four losses he played in, he put up 6.8 points and 1.3 assists per outing, knocking down 26.5 percent of his shots.

REED NAMED TO ALL-ACC ACADEMIC TEAM

Davon Reed was named to the 2015-16 All-Atlantic Coast Conference Academic Men's Basketball team. The junior from Ewing, N.J., is majoring in sports administration.

HOOPS TEAMS COMBINE FOR HISTORIC SEASON

The 2015-16 season was the top combined year ever between Miami's men's and women's basketball programs. Together, they went 51-17, setting a school record for combined victories and winning percentage (.750). Additionally, it was the third time, joining 1997-98 and 2012-13, both teams reached the NCAA Tournament in the same season. Miami was one of 10 schools in the nation to have its men's team and women's team conclude the 2015-16 season ranked in the *USA TODAY* Coaches Poll, as they checked in at No. 8 and No. 24, respectively.

A YEAR TO REMEMBER

The 2015-16 season was the top combined season ever between Miami's men's and women's basketball programs. Together, they went 51-17, setting a school record for combined victories and winning percentage (.750). Additionally, it was the third time, joining 1997-98 and 2012-13, both teams reached the NCAA Tournament in the same year. Miami was one of 10 schools to have its men's team and women's team conclude 2015-16 ranked in the *USA TODAY* Coaches Poll, checking in at No. 8 and No. 24, respectively. The men had the second-most wins in a season in program history, while the women tied for the fifth-most.



MIAMI'S RECORD WHEN... RECORD	2016-17		COACH L	
	ALL	ACC	AT UM	ACC
All games	11-4	1-2	128-62	55-36
Home	8-1	1-1	71-21	32-14
Away	1-1	0-1	37-27	23-22
Neutral	2-2	0-0	21-13	--
November	5-2	--	29-9	--
December	6-0	1-0	27-9	1-1
January	0-2	0-2	23-16	21-16
February	--	--	27-15	26-15
March	--	--	23-11	7-4
April	--	--	0-1	--
Vs. Top 10 opponents	--	--	5-11	4-8
Vs. Top 25 opponents (includes Top 10)	0-2	0-1	13-26	8-18
Vs. RV opponents (either or both polls)	1-1	--	11-3	4-0
Vs. teams over .500 on game day	4-4	1-2	80-54	39-31
Vs. teams under .500 on game day	5-0	--	32-6	12-5
Vs. teams at .500 on game day	1-0	--	15-1	4-0
While UM is in the Top 25	--	--	42-16	25-10
While UM is RV (only)	10-4	1-2	29-8	5-3
Leading at halftime	10-0	1-0	97-13	37-10
Trailing at halftime	1-3	0-1	27-45	14-24
Tied at halftime	0-1	0-1	5-3	3-2
Single overtime	--	--	3-6	1-2
Double overtime	--	--	3-1	2-1
In overtime games (single+double)	--	--	6-7	3-3
Leading with 2:00 left in regulation	11-1	1-1	119-8	51-4
Trailing with 2:00 left in regulation	0-3	0-1	8-50	3-31
Tied with 2:00 left in regulation	--	--	2-1	0-1
UM shoots 50% or better from field	5-0	--	47-5	14-2
UM shoots 40-49% from field	6-0	1-0	67-17	35-14
UM shoots under 40% from field	0-4	0-2	15-39	6-20
Opp. shoots 50% or better from field	1-0	1-0	8-19	4-11
Opp. shoots 40-49% from field	3-2	--	55-27	27-15
Opp. shoots under 40% from field	8-1	1-1	68-14	25-9
UM shoots 70% or better from the line	5-1	--	82-30	33-17
UM shoots less than 70% from the line	6-3	1-2	47-31	31-18
UM makes more 3-point FGs	5-3	0-2	67-26	30-20
UM makes fewer 3-point FGs	3-1	1-0	40-23	19-13
3-point FGs are even	3-0	--	13-5	6-3
Four or more Canes in double figures	8-1	1-0	65-13	25-9
Three Canes score in double figures	3-0	--	47-22	23-9
Two or less Canes score in double figures	0-3	0-2	17-26	7-18
UM outrebounds opponent	9-3	1-1	85-22	31-14
Opp. outrebounds UM	2-1	0-1	38-39	22-22
Tied in rebounds	--	--	5-0	2-0
UM records 10 or more steals	2-0	--	21-4	7-1
UM records 15 or more assists	4-1	0-1	38-3	15-2
UM commits less than 15 turnovers	7-2	1-1	112-51	50-31
UM commits 15 or more turnovers	4-2	0-1	14-5	3-5
UM commits less turnovers than opp.	6-0	1-0	72-23	32-12
UM commits more turnovers than opp.	5-3	0-1	45-26	17-17
Tied in turnovers	0-1	0-1	12-11	6-7
UM scores 59 points or less	0-3	0-1	9-29	5-18
UM scores between 60-69 points	1-1	0-1	37-21	20-9
UM scores between 70-79 points	6-0	--	51-10	19-8
UM scores between 80-89 points	2-0	1-0	21-1	7-1
UM scores between 90-99 points	2-0	--	10-0	3-0
UM scores 100 or more points	--	--	1-0	0-0
Playing during the morning (11 a.m.)	0-1	--	1-1	--
Playing during the afternoon	2-1	1-0	38-21	21-15
Playing in the evening (5 p.m. or later)	9-2	0-2	89-38	34-21
Games decided by three points or less	--	--	15-13	8-9
Games decided by four to 10 points	1-1	0-1	37-23	18-16
Games decided by 11-19 points	6-3	1-1	47-19	19-7
Games decided by more than 20 points	4-0	--	30-6	10-4

SINCE THE ARRIVAL OF COACH JIM LARRAÑAGA AT MIAMI IN 2011-12 ...

(only includes teams while in the ACC, not with previous conference affiliations)

- Miami won ACC Regular Season and ACC Tournament Championships in 2013.
- Miami has played in a pair of NCAA Sweet 16 games, in 2013 and 2016.
- Miami has 35 overall road wins, the most in the conference, leading 34 from North Carolina, 33 by Virginia and 31 from Duke.
- Miami has posted an 8-6 combined record against Duke (4-2) and North Carolina (4-4).
- Miami has the fourth-most ACC wins (54) in league play, behind Duke (66), Virginia (65) and North Carolina (64).
- Miami has the fourth-most ACC road wins (23) in league play, behind Duke (29), North Carolina (29) and Virginia (25).
- Miami has the fourth-most ACC home wins (31), behind Virginia (40), Duke (37) and North Carolina (35).
- Miami is one of four schools with seven-or-more wins in the ACC Tournament: North Carolina 10, NC State 8, Miami 7 and Florida State 7.
- Miami is one of six ACC schools with a winning record in the NCAA Tournament: Duke, Louisville, Miami, North Carolina, NC State and Notre Dame.
- Miami's seeds in the ACC Tournament have been No. 1, No. 3, No. 6 (2x) and No. 10.
- Miami is one of 10 ACC teams to make an NCAA tournament appearance.
- Miami played in the championship game of the NIT in 2015.
- ACC Selections: Two ACC Coach of the Year, one ACC Player of the Year, ACC Defensive Player of the Year, one ACC Tournament MVP, four ACC All-Tournament, one first-team All-ACC, two second-team All-ACC, four third-team All-ACC, six honorable mention All-ACC, one ACC All-Rookie Team and five ACC All-Defensive Team.
- Miami has the most lopsided win over Duke (27 points) and second-most lopsided wins over North Carolina (26 points) and Florida State (24 points) of any ACC team.
- Miami has won eight ACC games by 20-or-more points: Boston College (27, 22, 22 and 21), Duke (27), North Carolina (26), Florida State (24) and Virginia Tech (24).
- Won at Cameron Indoor Stadium twice. Dealt Duke two of its five overall, and three ACC, losses by 16-plus points. Scored 90 points against Duke twice. Dealt Duke its last two regular-season losses by 16-or-more points: 27 (90-63) on Jan. 23, 2013 at Miami, and 16 (90-74) on Jan. 13, 2015 at Duke.
- All 20 seniors have earned academic degrees from UM: Garrius Adams, Raphael Akpejori, Rion Brown, Ivan Cruz Uceda, Julian Gamble, Malcolm Grant, Justin Heller, Tonye Jekiri, Reggie Johnson, DeQuan Jones, Kenny Kadji, Donnavan Kirk, Sheldon McClellan, Kamari Murphy, Trey McKinney Jones, Ryan Quiglar, Angel Rodriguez, Durand Scott, Erik Swoope and Joe Thomas.

In the five years prior to the arrival of Coach L (2006-11) ...

- Miami tied for the 10th-most ACC wins (29) in the league, tied with Georgia Tech (29), and ahead of NC State (25).
- Miami recorded 95 overall wins, seventh-most in the ACC.
- Miami's seeds in the ACC Tournament were No. 5, No. 8, No. 9 (2x) and No. 12.
- Miami was 1-14 combined vs. Duke and UNC.
- Miami had one first-team All-ACC, one second-team All-ACC, two third-team All-ACC, one honorable mention All-ACC, one ACC All-Rookie Team and one ACC All-Tournament Team selection.

COACH LARRAÑAGA'S MILESTONE VICTORIES

Victory	Date	Opponent	Score	School
50	02/10/88	Miami (Ohio)	65-59	Bowling Green
100	02/23/91	Kent State	84-57	Bowling Green
150	12/22/94	at Ohio State	59-50	Bowling Green
200	12/27/97	Northeastern	66-60	George Mason
250	12/20/00	Coastal Carolina	81-65	George Mason
300	12/02/03	East Carolina	76-65	George Mason
350	01/26/06	William & Mary	81-58	George Mason
400	02/27/08	William & Mary	68-59	George Mason
450	12/08/10	Loyola (Md.)	66-52	George Mason
500	01/05/12	at Georgia Tech	62-49	Miami
550	01/24/15	at Syracuse	66-62	Miami

100th win at Miami Co. of Charleston, 12/19/15 85-63



THE LAST TIME ...

Player Scored 30 Points

Miami Sheldon McClellan (31), at Charlotte, 11/25/14
Opponent Seth Allen (31), vs. Virginia Tech, 3/10/16

Player Scored 35 Points

Miami Jack McClinton (35) vs. North Carolina, 3/15/09
Opponent Xavier Rathen-Mayes (35) Florida State, 2/25/15

Player Scored 40 Points

Miami Darius Rice (43) vs. Connecticut, 1/20/03
Opponent Sean Singletary (41), Virginia, 3/1/08

Two Players Scored 20 Points

Miami Ja'Quan Newton (21), Davon Reed (20), vs. NC State, 12/31/16
Opponent Andrew White III (22), Tyler Lydon (20), at Syracuse, 1/4/17

Three Players Scored 20 Points

Miami Dwayne Collins (23), Brian Asbury (21), Jack McClinton (20) vs. Virginia Tech, 1/25/09
Opponent Travis Mays (40), Alvin Heggis (22), Lance Blanks (21), Texas, 2/22/89

Five (not 5+) Players Scored in Double Figures

Miami Ja'Quan Newton (18), Bruce Brown (15), Dewan Huell (11),
DJ Vasiljevic (11), Davon Reed (11) vs Penn, 11/19/16
Opponent Shawn Long (21), Jay Wright (13), Kasey Shepherd (12),
Bryce Washington (11), Devonta Walker (11) vs. Louisiana 11/16/15

Six (not 6+) Players Scored in Double Figures

Miami Davon Reed (19), Angel Rodriguez (18), Sheldon McClellan (16),
Ivan Cruz Uceda (13), Anthony Lawrence (12), Ja'Quan Newton (11)
vs. Louisiana 11/16/15

Seven+ Players Scored in Double Figures

Miami Sheldon McClellan (18), Ja'Quan Newton (15), James Palmer (14), Ebuka Izundu (11)
Angel Rodriguez (11), Ivan Cruz Uceda (10), Anthony Lawrence Jr. (10)
vs. Mississippi State 11/19/15

Player Grabbed 15 Rebounds

Miami Tonye Jekiri (17) at Boston College, 1/20/16
Opponent Brice Johnson (15) vs. North Carolina, 2/20/16

Two Players Grabbed 10 Rebounds

Miami Kamari Murphy (10), Dewan Huell (10), vs. FAU, 12/16/16
Opponent Tyler Roberson (11), Tyler Lydon (10), Syracuse, 1/2/16

Three Players Grabbed 10 Rebounds

Miami Mark Richardson (11), Eric Brown (10), Joe Wylie (10) vs. FIU, 3/6/89
Opponent Matt Harpring (12), Dion Glover (10), Michael Maddox (10), Georgia Tech, 12/2/7/97

Player Had 10 Assists

Miami Bruce Brown (10), vs. South Carolina State, 12/6/16
Opponent John Gillon (11), at Syracuse, 1/4/17

Player Had 10 Blocks

Miami Anthony King (10) vs. Florida Atlantic, 11/29/04
Opponent Jarvis Varnado (10), Mississippi State, 12/13/07

Player Had a Double-Double

Miami Kamari Murphy (11 pts, 10 reb), vs. NC State, 12/31/16
Opponent Andrew White III (22 pts, 10 reb), at Syracuse, 1/4/17

Player Had a Triple-Double

Miami Bruce Brown (11 pts, 11 reb, 10 ast), vs. South Carolina State, 12/6/16
Opponent Brendan Haywood (18 pts, 14 reb, 10 blks), North Carolina, 12/4/00

Two Players Had Double-Doubles

Miami Kamari Murphy (11 pts, 13 reb) and Davon Reed (10 pts, 12 reb) vs. Buffalo, 3/17/16
Opponent Brice Johnson (22 pts, 11 rebs) & J.P. Tokoto (10 pts, 10 rebs), North Carolina, 2/28/15

Team Scored 100 Points

Miami 105 vs. Mississippi State, 11/19/15
Opponent 105, North Carolina, 1/31/07

Team Scored 90-99 Points

Miami 94, at North Florida, 11/16/16
Opponent 92, Villanova, 3/24/16

Team Scored 50 Points in a Half

Miami 51 (2nd half) vs. Western Carolina, 11/11/16
Opponent 54 (2nd half) at North Carolina, 2/20/16

Team Shot 50 Percent in Both Halves

Miami .577 (15-26) / .519 (14-27), vs. Columbia, 12/28/16
Opponent .640 (16-25) / .615 (16-26) vs. Villanova, 3/24/16

Team Shot 60 Percent in a Half

Miami .625 (15-24), second half, vs. Stanford, 11/24/16
Opponent .615 (16-26), second half, vs. Villanova, 3/24/16

Team Shot 70 Percent in a Half

Miami .739 (17-23), first half, at Florida State, 2/13/13

Team Shot 60 Percent in a Game

Miami .638 (30-47), at Florida State, 2/13/13
Opponent .627 (32-51), Villanova, 3/24/16

Team Shot Less Than 30 Percent in a Game

Miami .293 (12-41), vs. Eastern Kentucky, 12/19/14
Opponent .290 (18-62), vs. South Carolina State, 12/6/16

Team Won by 50+ Points

Miami 50, vs. Nova Southeastern, 11/16/09
Opponent 53, by Notre Dame, 2/22/86

Team won by 40-49 Points

Miami 49, vs. Western Carolina, 11/11/16
Opponent 41, at North Carolina, 1/31/07

Team Won by 30-39 Points

Miami 36, vs. South Carolina State, 12/6/16
Opponent 32, at Charlotte (11/28/00)

Overtime

Miami won in overtime 77-72 (OT) at Nebraska, 12/01/15
Miami lost in overtime 66-64 (OT) vs. Stanford, 4/2/15, NIT Championship

Rankings

Miami defeated a ranked opponent 73-65 vs. No. 11 Louisville, 2/27/16
Miami lost to a ranked opponent 62-67 vs. No. 20 Notre Dame, 1/12/17
Miami defeated a top 5 opponent 64-61 vs. No. 3 Virginia, 2/22/16
Miami lost to a top 5 opponent 73-68 vs. No. 4 Virginia, 3/11/16

THE LAST TIME A MIAMI FRESHMAN ...

Scored 26+ Points:	Durand Scott, 29, vs. North Carolina, 3/02/10
Scored 20-25 Points:	Deandre Burnett, 21, vs. Green Bay, 12/6/14
Perfect from Field (5+ att):	Reggie Johnson (RS), 8-of-8, vs. Wake Forest, 3/11/10
Perfect from 3-Pt (3+ att):	Anthony Lawrence, 4-of-4, vs. Notre Dame, 2/3/16
10+ Rebounds:	Bruce Brown, 12, vs. George Washington, 12/22/16
10+ Assists:	Bruce Brown, 10, vs. South Carolina State, 12/6/16
5-9 Assists:	Bruce Brown, 6, vs. Columbia, 12/28/16
5+ Steals:	Shane Larkin, 6, vs. North Carolina, 01/10/12
4+ Blocks:	Raphael Akpejori, 4, McNeese State, 11/24/10
Double-Double:	Bruce Brown (14 pts, 12 reb), vs. George Washington, 12/22/16
Triple-Double:	Bruce Brown (11 pts, 11 reb, 10 ast), vs. South Carolina State, 12/6/16



JIM LARRAÑAGA

Head Coach, Sixth Season
Providence, 1971

In his five seasons at The U, Coach Jim Larrañaga has led the Hurricanes to a pair of NCAA Sweet 16 appearances and won the 2013 ACC regular season and ACC Tournament titles. He has been named the AP, Naismith, USBWA and Henry Iba National Coach of the Year, twice was both the ACC and USBWA District Coach of the Year and was the 2013 NABC District Coach of the Year.

Larrañaga has posted three 25-win seasons at UM – the only Miami coach to do so – and five in his career. He also has recorded four 20-win campaigns at The U and 10 in his career. In conference action, the Canes have won nine-or-more league games in four-of-five seasons, while prior to the arrival of Coach L, Miami had never won more than eight ACC games in a season. Larrañaga has helped the Canes to 16 postseason victories, including four in the NCAA Tournament (two appearances), seven in the ACC Tournament (five) and five in the NIT (two).

Miami's 35 road wins in the past five seasons are the most among league teams, and in that time, the Canes are fourth in the conference in wins (54), and in both ACC home (31) and road (23) victories. In the five years prior to Coach L's arrival, when the ACC had only 12 teams, Miami was tied for 10th in ACC victories (29), and won just seven ACC road games.

In 2012-13, the Bronx, N.Y., native helped Miami to a No. 2 national ranking by both the AP and USA TODAY, and a No. 2 seed in the NCAA Tournament. He is the 10th coach in the last 10 years to lead two top-10 programs, as Miami was No. 2 on Feb. 18, 2013, and George Mason was No. 8 in the final top 25 poll in 2006.

Larrañaga came to Miami after serving as the head coach at George Mason for 14 seasons. He guided that program to five NCAA Tournament appearances (2011, 2008, 2006, 2001, 1999) - including an unprecedented run to the 2006 Final Four that captured the nation's attention, defeating Michigan State, North Carolina, Wichita State and UConn along the way. Following that run, he was selected the 2006 Clair Bee National Coach of the Year.

Larrañaga built the GMU Patriots' program into a perennial contender in the highly-regarded Colonial Athletic Association, winning more games than any other coach in program and conference history (273) en route to three conference titles (2008, 2001, 1999).

In 2006, Larrañaga became the first coach at a mid-major school to take his team to the Final Four in 27 years and earned an at-large berth for a CAA team for the first time in 20 years. Along the way, he led Mason to a school record in wins, the school's first-ever national ranking, George Mason's first-ever appearance in the top 10 and the school's first wins over top 10 teams.

Larrañaga previously served as the head coach at Bowling Green for 11 seasons (1986-1997) and at Division II American International for two seasons (1977-79). His first coaching opportunity came at Davidson College, where he served as an assistant coach to Terry Holland, then reunited with Holland as an assistant at Virginia from 1979-86. In 1976, he spent one season as player-coach for the Geronemo Basketball Club in Belgium.

A 1971 graduate of Providence College with a degree in economics, Larrañaga was a four-year letterman for the Friars. He graduated as the school's fifth all-time leading scorer with 1,258 points and was selected in the sixth round of the NBA Draft by the Detroit Pistons. He was inducted into the Providence College Hall of Fame in 1991.

Larrañaga, 67, and his wife, Liz, have two sons, Jay and John, and four grandchildren, Tia, James, Jon Temple and Henry. Jay played for his father at Bowling Green, was the head coach of the NBDL's Erie Bayhawks and his now an assistant coach with the Boston Celtics. Jon was a member of his father's George Mason teams from 1999-2003, earning First Team Academic All-American honors for NCAA Division I-AAA schools.

LARRAÑAGA FILE

HEAD COACH

2011-pres.	Miami
1997-2011	George Mason
1986-97	Bowling Green
1977-79	American International
Assistant Coach	
1979-86	Virginia
1971-76	Davidson
Player / Coach	
1977	Geronemo Basketball Club (Belgium)

NCAA APPEARANCES

1999 - George Mason
2001 - George Mason
2006 - George Mason (Final Four)
2008 - George Mason
2011 - George Mason
2013 - Miami (Sweet 16)
2016 - Miami (Sweet 16)

NIT APPEARANCES

1990 - Bowling Green
1991 - Bowling Green
1997 - Bowling Green
2002 - George Mason
2004 - George Mason
2009 - George Mason
2012 - Miami
2015 - Miami (Championship game)

PLAYING CAREER

Geronemo Basketball Club (Belgium) 1976-77
Providence College, 1967-71
Archbishop Molloy, 1963-67

COACHING HONORS

AP, Naismith, Iba, Rupp Coach of the Year, 2013
NABC All-District II, 2013
USBWA District IV Coach of the Year, 2013, 2016
Clair Bee National Coach of the Year, 2006
ACC Coach of the Year, 2013, 2016
CAA Coach of the Year, 2011, 1999
MAC Coach of the Year, 1997
Seven NCAA tournament appearances
2016, 2013, 2011, 2008, 2006, 2001, 1999
Eight postseason NIT appearances
2015, 2012, 2009, 2004, 2002, 1997, 1991, 1990
Ten 20-win seasons

PERSONAL

Hometown	Bronx, N.Y.
Born	Oct. 2, 1949
Family	Wife: Liz
	Sons: Jay and Jon
	Grandchildren: Tia, James, Jon Temple and Henry
Education	Providence College, 1971, B.A. Economics
	Archbishop Molloy High School, 1967

COACH JIM LARRAÑAGA

IN COACH JIM LARRAÑAGA'S FIRST FIVE SEASONS IN THE ACC

(Includes only seasons coaching at ACC schools during years as ACC member)

Among the 29 all-time ACC coaches with 100+ overall wins and 50+ ACC wins,

In just five years in the league, Coach L is ...

- No. 8 all-time in winning percentage in ACC Tournament games (.636)
- No. 9 all-time in winning percentage in ACC games only (.614)
- No. 25 all-time in ACC wins (54)
- No. 27 all-time in overall wins (118)
- one of 18 coaches to win multiple ACC Coach of the Year honors

Among the 29 all-time ACC coaches with 100+ overall and 50+ ACC victories,

in their first five years in the ACC,

Coach L is ...

- No. 2 in overall victories (118)
- No. 3 in ACC victories (54)
- tied for No. 4 in ACC Tournament victories (7)
- No. 5 in ACC Tournament winning percentage (.636)
- tied for No. 7 in ACC winning percentage (.614)
- No. 9 overall winning percentage (.674)

Coach L is one of five coaches who ...

- posted at least four 20-win seasons
- won at least seven ACC Tournament games

Coach L is one of seven coaches who ...

- won two-or-more ACC Coach of the Year honors

Coach L is one of eight coaches who had ...

- an overall winning season each year
- at least four ACC winning seasons

Among the seven current ACC coaches with five-plus years of experience,

in their first five seasons in the league,

Coach L is ...

- the only coach to win two ACC Coach of the Year honors
- No. 2 in overall wins (118), overall winning percentage (.674), ACC victories (54), winning percentage in ACC games only (.614)
- tied for No. 2 in ACC Championships (1)
- No. 3 in wins in the ACC Tournament (7)

Coach L is one of two coaches who had ...

- an overall winning season each year
- at least four ACC winning seasons

Coach L is one of three coaches who ...

- had at least four NCAA Tournament victories
- won an ACC Championship
- posted at least four 20-win seasons
- won at least seven ACC Tournament games

NOTABLE COLLEGE PLAYERS COACHED

Sheldon McClellan (Miami) - All-ACC Second Team, ACC Tournament Second Team

Shane Larkin (Miami) - NBA first round draft pick (18th overall), ACC Player of the Year, ACC Tournament MVP, finalist for Cousy, Naismith & Wooden awards, All-ACC First Team and All-ACC Defensive Team, Lute Olson National Player of the Year, AP and NABC All-American (Second team), Sporting News All-American (Third), ESPN, Wooden, Olson and Driesell Defensive All-American, USBWA All-District, Basketball Times All-District

Durand Scott (Miami) - ACC Defensive Player of the Year, ACC Tournament First Team, All-ACC Third Team

George Evans (George Mason) - Three-time CAA Player of the Year, CAA Rookie of the Year, three-time CAA Defensive Player of the Year, three-time CAA All-Defensive Team

Antonio Daniels (Bowling Green) - MAC Player of the Year, MAC Freshman of the Year

WINNINGEST ACTIVE COACHES AT MAJOR SCHOOLS

*Totals listed are prior to the 2016-17 season

List compiled from "wins vs. major schools" on sports-reference.com

Rank	Coach	*Wins
1.	Mike Krzyzewski, Duke	1,043
2.	Jim Boeheim, Syracuse	884
3.	Roy Williams, North Carolina	783
4.	Rick Pitino, Louisville	743
5.	Bob Huggins, West Virginia	719
6.	Cliff Ellis, Coastal Carolina	715
7.	John Calipari, Kentucky	662
8.	Rick Barnes, Tennessee	619
9.	Bill Self, Kansas	592
10.	Dana Altman, Oregon	564
11.	Jim Larrañaga, Miami	560
12.	Tubby Smith, Memphis	557
13.	Steve Fisher, San Diego State	552
14.	Fran Dunphy, Temple	524
15.	Tom Izzo, Michigan State	524

LARRAÑAGA YEAR-BY-YEAR

Year	School	Overall W-L	Conference W-L	Finish	Post Season
1977-78	American International	14-13			
1978-79	American International	13-13			
1986-87	Bowling Green	15-14	10-6	3	
1987-88	Bowling Green	12-16	7-9	t-5	
1988-89	Bowling Green	13-15	6-10	t-6	
1989-90	Bowling Green	18-11	9-7	t-3	NIT 0-1
1990-91	Bowling Green	17-13	9-7	t-4	NIT 0-1
1991-92	Bowling Green	14-15	8-8	5	
1992-93	Bowling Green	11-16	8-10	t-6	
1993-94	Bowling Green	18-10	12-6	t-2	
1994-95	Bowling Green	16-11	10-8	t-5	
1995-96	Bowling Green	14-13	9-9	t-6	
1996-97	Bowling Green	22-10	13-5	t-1	NIT 0-1
1997-98	George Mason	9-18	6-10	6	
1998-99	George Mason	19-11	13-3	1	NCAA 0-1
1999-00	George Mason	19-11	12-4	t-1	
2000-01	George Mason	18-12	11-5	3	NCAA 0-1
2001-02	George Mason	19-10	13-5	2	NIT 0-1
2002-03	George Mason	16-12	11-7	4	
2003-04	George Mason	23-10	12-6	3	NIT 2-1
2004-05	George Mason	16-13	10-8	6	
2005-06	George Mason	27-8	15-3	t-1	NCAA 4-1
2006-07	George Mason	18-15	9-9	5	
2007-08	George Mason	23-11	12-6	2	NCAA 0-1
2008-09	George Mason	22-11	13-5	2	NIT 0-1
2009-10	George Mason	17-15	12-6	4	CIT 0-1
2010-11	George Mason	27-7	16-2	1	NCAA 1-1
2011-12	Miami	20-13	9-7	t-4	NIT 1-1
2012-13	Miami	29-7	15-3	1	NCAA 2-1
2013-14	Miami	17-16	7-11	10	
2014-15	Miami	25-13	10-8	6	NIT 4-1
2015-16	Miami	27-8	13-5	t-2	NCAA 2-1
2016-17	Miami	11-4	1-2		
Overall		599-395	321-200	16-16	
					NCAA 9-7
					NIT 7-8
					CIT 0-1

Years	Team	Record	W/L Pct.
2 years	American International	27-26	.509
11 years	Bowling Green	170-144	.541
14 years	George Mason	273-164	.625
6th year	Miami	129-61	.679
33rd year		599-395	.603

WINNINGEST COACHES AT MAJOR SCHOOLS

*Totals listed are prior to the 2016-17 season

	Name	*Total Wins
1.	Mike Krzyzewski	1,043
2.	Jim Boeheim	884
3.	Bob Knight	899
4.	Dean Smith	879
5.	Jim Calhoun	877
6.	Adolph Rupp	876
7.	Eddie Sutton	806
8.	Lefty Driesell	786
9.	Roy Williams	783
10.	Lute Olson	776
11.	Lou Henson	775
12.	Jerry Tarkanian	761
13.	E.A. Diddle	759
14.	Hank Iba	752
15.	Rick Pitino	743
16.	Ray Meyer	724
17.	Phog Allen	719
	Don Haskins	719
	Bob Huggins	719
20.	Cliff Ellis	715
21.	Mike Montgomery	676
22.	Denny Crum	675
23.	Ralph Miller	674
24.	Gary Williams	668
25.	John Wooden	664
26.	John Calipari	662
27.	Hugh Durham	634
	Norm Stewart	634
29.	Stew Morrill	620
30.	Rick Barnes	619
31.	Billy Tubbs	609
32.	Slats Gill	599
33.	Tom Davis	597
34.	John Thompson	596
35.	Thomas Penders	594
36.	Guy Lewis	592
	Bill Self	592
38.	Lon Kruger	590
39.	Bobby Cremins	586
40.	Gale Catlett	565
41.	Dana Altman	564
42.	Jim Larrañaga	560
43.	Tony Hinkle	558
	Norm Sloan	558
45.	Tubby Smith	557
46.	Steve Fisher	552
47.	Gene Keady	550
48.	Frank McGuire	549
49.	Dave Bliss	526
	Lou Carnesecca	526



Official Basketball Box Score -- Game Totals -- Final Statistics

Barry vs Miami
11-02-16 7:05 PM at Watsco Center | Coral Gables, Fla.

Barry 62

Player	Total		3-Pr		Rebounds		FT-FTA		Off Def Tot		PF		TP		A To Bk		Stl		Min	
	FG	F-GA	FG	F-GA	FT	FTA	Off	Def	PF	TP	A	To	Bk	Stl	Min	Stl	Min	Stl	Min	
02 Arie WILLIAMS	1	9	0	6	2	2	1	3	4	4	2	0	0	1	31					
18 Elvar FRIDRICKSSON	1	6	5	8	0	0	2	3	5	4	17	5	0	0	34					
22 Daniel MORTENSEN	1	0	7	0	0	0	2	2	4	2	0	2	0	1	0	20				
24 Kanan GUZONJIC	1	0	5	0	1	2	0	2	2	1	1	3	2	0	0	22				
32 Adrian GONZALEZ	1	4	1	1	0	0	3	1	1	11	1	0	0	0	23					
01 Josh IRVING	1	0	0	0	0	0	0	0	0	0	1	0	0	0	2					
03 David SACHS	1	0	0	0	0	0	0	0	0	0	1	0	0	0	5					
15 Evan WALSHIE	1	0	0	0	0	0	0	0	0	0	1	0	0	0	7					
11 Sawyer GLICK	1	2	6	10	0	0	5	5	2	18	0	0	0	0	22					
14 Kooper GLICK	1	0	2	0	0	0	1	1	3	2	0	0	0	0	7					
13 Mario TOMIC	1	2	1	2	0	0	0	0	0	0	0	0	0	0	14					
21 Theo TURNER	1	0	0	0	0	0	0	1	1	3	0	0	0	0	7					
25 David MOYA	1	1	1	1	0	0	0	0	0	1	3	0	2	0	4					
33 Bryce ANDREWS	1	0	0	0	0	0	0	0	0	0	0	0	0	0	1					
05 Jonathan NUNEZ	1	0	0	0	0	0	0	0	0	0	0	0	0	0	1					
Team	20-60	13-35	9-12	10	23	33	26	62	15	11	1	2	200							
Totals	20-60	13-35	9-12	10	23	33	26	62	15	11	1	2	200							
FG % 1st Half: 10-32 31.3%	2nd half: 10-28 35.7%	Game: 20-60 33.3%																		
3FG % 1st Half: 5-14 35.7%	2nd half: 8-21 38.1%	Game: 13-35 37.1%																		
FT % 1st Half: 6-8 75.0%	2nd half: 3-4 75.0%	Game: 9-12 75.0%																		

Miami 73

FG % 1st Half: 10-32 31.3%		2nd half: 10-28 35.7%		Game: 20-60 33.3%		Deadball									
3FG % 1st Half: 5-14 35.7%		2nd half: 6-21 28.6%		Game: 13-32 40.6%		Rebounds									
FT % 1st Half: 6-8 75.0%		2nd half: 3-4 75.0%		Game: 9-17 52.9%		Fouls									
Miami 73															
#/	Player	Total	FG	FG-FTA	FT	FT-FTA	Off	Def	TP	PF	A	To	Bk	Stl	Min
00	JaQuan Newton	5-10	0-1	0-0	1-9	0-0	3	3	4	18	4	4	0	1	29
03	Anthony Lawrence	1-0	0-0	0-0	0-0	0-0	0	0	0	0	0	0	0	0	2
05	Davon Reed	8-11	5-6	0	0	0	4	4	4	21	2	1	3	1	35
15	Ebuka Izundu	1-0	0-0	0-0	0-0	0-0	1	5	6	1	8	0	0	0	18
01	Kameron Murphy	1-0	0-0	0-0	0-0	0-0	0	0	0	0	0	0	0	0	1
01	Rashad Muhammad	1-0	0-0	0-0	0-0	0-0	0	0	0	0	0	0	0	0	0
04	DJ Vasiljevic	1-0	0-0	0-0	0-0	0-0	0	0	0	0	0	0	0	0	0
11	Bruce Brown	3-5	2-3	2-6	1	5	6	4	10	0	0	0	0	0	26
14	Rodney Miller	0-0	0-0	0-0	0-0	0-0	0	0	0	0	0	0	0	0	0
20	Dewan Huell	0-2	0-0	0-2	0	0	0	0	0	0	0	0	0	0	13
Team															
Totals		25-48	7-12	16-27	2	32	39	20	73	13	15	3	4	200	
FG % 1st Half: 14-25 56.0%		2nd half: 11-22 47.8%		Game: 25-48 52.1%											
3FG % 1st Half: 4-15 26.7%		2nd half: 3-5 60.0%		Game: 7-20 35.0%											
FT % 1st Half: 11-22 50.0%		2nd half: 10-15 66.7%		Game: 16-27 59.3%											

Officials: Louie Andrankas, Jeff Nichols, Trey Stevens

Technical fouls: Barry-None, Miami-None.

Attendance: 6542

Score by periods

Period	1st	2nd	Total
Barry	31	31	62
Miami	38	35	73

Barry 62

FG % 1st Half: 14-25 56.0%

3FG % 1st Half: 4-15 26.7%

FT % 1st Half: 11-22 50.0%

2nd half: 11-22 47.8%

Game: 25-48 52.1%

3rd half: 3-5 60.0%

4th half: 10-15 66.7%

Game: 16-27 59.3%

Technical fouls: Barry-None, Miami-None.

Attendance: 6542

Score by periods

Period	1st	2nd	Total
Barry	31	31	62
Miami	38	35	73

Barry 62

FG % 1st Half: 14-25 56.0%

3FG % 1st Half: 4-15 26.7%

FT % 1st Half: 11-22 50.0%

2nd half: 11-22 47.8%

Game: 25-48 52.1%

3rd half: 3-5 60.0%

4th half: 10-15 66.7%

Game: 16-27 59.3%

Technical fouls: Barry-None, Miami-None.

Attendance: 6542

Score by periods

Period	1st	2nd	Total
Barry	31	31	62
Miami	38	35	73

Barry 62

FG % 1st Half: 14-25 56.0%

3FG % 1st Half: 4-15 26.7%

FT % 1st Half: 11-22 50.0%

2nd half: 11-22 47.8%

Game: 25-48 52.1%

3rd half: 3-5 60.0%

4th half: 10-15 66.7%

Game: 16-27 59.3%

Technical fouls: Barry-None, Miami-None.

Attendance: 6542

Score by periods

Period	1st	2nd	Total
Barry	31	31	62
Miami	38	35	73

Barry 62

FG % 1st Half: 14-25 56.0%

3FG % 1st Half: 4-15 26.7%

FT % 1st Half: 11-22 50.0%

2nd half: 11-22 47.8%

Game: 25-48 52.1%

3rd half: 3-5 60.0%

4th half: 10-15 66.7%

Game: 16-27 59.3%

Technical fouls: Barry-None, Miami-None.

Attendance: 6542

Score by periods

Period	1st	2nd	Total
Barry	31	31	62
Miami	38	35	73

Barry 62

FG % 1st Half: 14-25 56.0%

3FG % 1st Half: 4-15 26.7%

FT % 1st Half: 11-22 50.0%

2nd half: 11-22 47.8%

Game: 25-48 52.1%

3rd half: 3-5 60.0%

4th half: 10-15 66.7%

Game: 16-27 59.3%

Technical fouls: Barry-None, Miami-None.

Attendance: 6542

Score by periods

Period	1st	2nd	Total
Barry	31	31	62
Miami	38	35	73

Barry 62

FG % 1st Half: 14-25 56.0%

3FG % 1st Half: 4-15 26.7%

FT % 1st Half: 11-22 50.0%

2nd half: 11-22 47.8%

Game: 25-48 52.1%

3rd half: 3-5 60.0%

4th half: 10-15 66.7%

Game: 16-27 59.3%

Technical fouls: Barry-None, Miami-None.

Attendance: 6542

Official Basketball Box Score -- Game Totals -- Final Statistics

Western Carolina vs Miami
11-11-16 7:04 pm at Watsco Center | Coral Gables, Fla.

Western Carolina 43 • 0-1

#	Player	FG		3-PT		Rebounds		FT-FTA		PF	TP	A	To	Bk	Stl	Min
		F	GA	F	GA	Off	Def	F	TA							
01	Elijah Pughley	1	0	14	0	0	0	1	3	4	0	2	6	0	0	26
12	Devin Peterson	1	0	2	0	0	0	2	2	4	6	0	0	0	1	25
12	Marceline Peterson	1	0	1	2	0	0	0	2	2	4	0	2	0	1	14
13	Deriece Parks	1	0	4	2	0	0	3	2	5	10	3	0	0	1	28
41	Charleston Brooks	1	0	0	0	0	0	0	1	1	3	0	2	0	0	7
00	Maurice Smith	1	0	0	0	0	0	0	0	0	0	0	0	0	0	7
41	Jason McMillan	1	0	3	6	0	0	0	0	0	0	0	0	0	0	9
22	Jesse Delach	1	0	0	0	0	0	0	0	0	0	0	0	0	0	9
32	Devonte Felt	1	0	0	0	0	0	0	0	0	0	0	0	0	0	15
00	Noe Steger	1	0	4	2	0	0	2	4	6	10	2	2	0	1	26
33	Yalim Ocal	1	0	0	0	0	0	0	0	0	0	0	0	0	0	7
44	Adam Sledz	1	0	0	0	0	0	0	0	0	0	0	0	0	0	11
Totals		17-67	7-33	2-3	14	22	36	29	43	10	16	3	3	200		
FG % 1st Half: 8-35 22.9%		2nd half: 9-32 28.1%		Game: 17-67 25.4%												
3FG % 1st Half: 2-15 13.3%		2nd half: 5-18 27.8%		Game: 7-33 21.2%												
FT % 1st Half: 0-1 0.0%		2nd half: 2-2 100.0%		Game: 2-3 66.7%												

Miami 92 • 1-0

Miami 92 - 1 - 0										Game		Records						
1st 1st half: 0.0%										2nd half: 2.2		100.0		Game: 2-3		66.7%		
Miami 92 - 1 - 0										Game		Records						
#	Player	Total		3-Pr		Rebounds		FT-FTA		Off Def Tot		PF		TP		A To Bk Stl		Min
		FG	F-GA	FG	F-GA	FT	FTA	Off	Def	PF	TP	A	To	Bk	Stl			
3	Qu'Quan Newton	7	11	0	0	1	1	1	1	2	2	0	2	0	0	0	0	20
3	Anthony Lawrence	3	5	1	1	1	1	1	1	2	8	3	1	3	3	2	3	23
5	Davon Reed	3	6	2	3	0	2	1	4	5	0	8	1	0	1	1	1	24
5	Blondy Smith	3	6	0	0	0	0	0	0	0	0	0	0	0	0	0	0	15
2	Kamari Murphy	5	9	0	0	3	4	3	5	8	1	13	0	2	2	1	1	24
2	Mike Robinson	1	0	0	0	0	0	0	0	0	0	0	0	0	0	0	0	15
1	Q'Vante' Jones	1	1	1	1	1	1	1	1	2	1	4	1	2	0	0	0	15
1	Bruce Brown	2	8	0	2	3	6	1	7	8	0	7	5	1	1	0	0	25
14	Rodney Miller	1	4	0	0	3	6	2	0	2	1	5	1	0	0	0	0	10
1	Chris Stowell	0	0	0	0	3	5	0	0	0	0	0	0	0	0	0	0	25
1	Chris Stowell	0	0	0	0	0	0	0	0	0	0	0	0	0	0	0	0	3
1	Team	2	3	5	0	0	0	0	0	0	0	0	0	0	0	0	0	0
		21.6	63.3	34.4	34.36	15	0	15	0	15	0	15	0	0	0	0	0	200



Official Basketball Box Score -- Game Totals -- Final Statistics

South Carolina State vs Miami
12-06-16 7:02 PM at Watsons Center | Coral Gables, Fla.

South Carolina State 46 • 2-6

#	Player	Total		3-Ptr		Rebounds		PF	TP	A	To	Bk	Stl	Min			
		FG	F-GA	FG	F-GA	FT	FT-FTA										
01	STEPHENS, Edward	* 2-9	1-5	0-0	0	1	1	0	5	1	0	0	0	28			
02	RILEY, Tashombe	* 6-12	0-0	0	0	3	4	7	13	0	0	0	0	28			
11	POWELL, Raynor Janai	* 1-3	1-1	1-2	0	1	0	1	0	4	1	2	0	22			
22	EAVES, Eric	* 6-12	2-5	0-0	0	1	3	0	14	1	3	1	1	27			
24	KINARD, Ian	* 1-6	0-1	0	2	2	4	4	2	0	0	0	0	12			
09	JONES, Earnest	* 0-0	0-0	0	0	0	0	0	0	0	0	0	0	1			
03	MORTIMER, Greg	* 2-7	0-1	4-4	0	2	2	1	8	1	1	0	2	27			
08	FIELDS, Ozante	* 0-4	0-0	0	1	2	3	2	0	1	1	0	0	15			
10	RICHARDSON, James	* 0-8	0-1	1-2	1	1	2	1	1	1	0	0	0	18			
12	CLEMENT, Tank	* 0-0	0-0	0	0	0	0	0	0	0	0	0	0	1			
30	BOTTENBERG, David	* 0-0	0-0	0	0	1	1	0	0	0	0	0	0	1			
35	APPLEWHITE, Damani	* 0-1	0-0	0	0	1	1	0	0	0	1	0	0	1			
Team						5	6		2					12			
Totals		18-62	4-14	6-8	13	18	31	14	46	6	10	2	5	200			
FG % 1st Half: 6-27 22.2%		2nd half: 12-35 34.3%		Game: 18-62 29.0%		3FG % 1st Half: 0-0 0.0%		2nd half: 2-9 22.2%		Game: 4-14 28.6%		FT % 1st Half: 0-0 0.0%		2nd half: 6-8 75.0%		Game: 6-8 75.0%	
Deadball																	
Rebounds																	

Miami 82 • 7-2

#	Player	Total		3-Ptr		Rebounds		PF	TP	A	To	Bk	Stl	Min			
		FG	F-GA	FG	F-GA	FT	FT-FTA										
00	Ja'Quan Newton	* 4-7	1-2	2-2	0	1	1	1	11	5	1	0	0	24			
05	Davon Reed	* 6-8	3-5	0-0	1	5	6	0	15	6	3	1	3	30			
11	Bruce Brown	* 5-11	0-3	1-2	3	8	11	3	11	10	2	0	2	30			
20	Dewan Huell	* 2-2	0-0	1-2	0	3	3	5	0	2	2	1	18				
21	Kamari Murphy	* 4-4	0-0	0-2	3	3	6	8	0	1	0	0	0	20			
02	Mike Robinson	* 0-2	0-1	1-2	1	0	1	1	1	0	0	0	0	3			
03	Anthony Lawrence	* 1-4	1-3	2-2	1	6	7	2	5	1	0	0	0	23			
04	DJ Vasiljevic	* 5-13	5-11	2-2	2	2	17	0	0	0	0	0	0	3			
14	Rodney Miller	* 0-0	0-0	0	0	2	2	0	0	1	0	0	0	7			
15	Ebuka Izundu	* 4-7	0-0	1-2	2	1	3	0	9	0	1	0	0	17			
35	Chris Stowell	* 0-0	0-0	0	0	2	2	0	0	0	0	0	0	3			
Team														20			
Totals		31-58	10-25	10-16	13	32	45	12	82	24	12	7	6	200			
FG % 1st Half: 17-30 56.7%		2nd half: 14-28 50.0%		Game: 31-58 53.4%		3FG % 1st Half: 5-13 38.5%		2nd half: 5-12 41.7%		Game: 10-25 40.0%		FT % 1st Half: 3-6 50.0%		2nd half: 7-10 70.0%		Game: 10-16 62.5%	
Deadball																	
Rebounds																	

Officials: Tony Greene, Sean Hall, Raymond Stions Jr.

Technical fouls: South Carolina State-RICHARDSON, James. Miami-None.

Attendance: 6489

Score by periods

	1st	2nd	Total
South Carolina State	14	32	46
Miami	42	40	82

Points in Paint: 28-39

Turnovers: 20-19

Fast Break Points: 13-13

Bench Points: 3-3

Score tied - 0 times.

Lead changed - 0 times.

Score tied - 0 times.

Lead changed - 0 times.

Score tied - 0 times.

Lead changed - 0 times.

Score tied - 0 times.

Lead changed - 0 times.

Score tied - 0 times.

Lead changed - 0 times.

Score tied - 0 times.

Lead changed - 0 times.

Score tied - 0 times.

Lead changed - 0 times.

Score tied - 0 times.

Lead changed - 0 times.

Score tied - 0 times.

Lead changed - 0 times.

Score tied - 0 times.

Lead changed - 0 times.

Score tied - 0 times.

Lead changed - 0 times.

Score tied - 0 times.

Lead changed - 0 times.

Score tied - 0 times.

Lead changed - 0 times.

Score tied - 0 times.

Lead changed - 0 times.

Score tied - 0 times.

Lead changed - 0 times.

Score tied - 0 times.

Lead changed - 0 times.

Score tied - 0 times.

Lead changed - 0 times.

Score tied - 0 times.

Lead changed - 0 times.

Score tied - 0 times.

Lead changed - 0 times.

Score tied - 0 times.

Lead changed - 0 times.

Score tied - 0 times.

Lead changed - 0 times.

Score tied - 0 times.

Lead changed - 0 times.

Score tied - 0 times.

Lead changed - 0 times.

Score tied - 0 times.

Lead changed - 0 times.

Score tied - 0 times.

Lead changed - 0 times.

Score tied - 0 times.

Lead changed - 0 times.

Score tied - 0 times.

Lead changed - 0 times.

Score tied - 0 times.

Lead changed - 0 times.

Score tied - 0 times.

Lead changed - 0 times.

Score tied - 0 times.

Lead changed - 0 times.

Score tied - 0 times.

Lead changed - 0 times.

Score tied - 0 times.

Lead changed - 0 times.

Score tied - 0 times.

Lead changed - 0 times.

Score tied - 0 times.

Lead changed - 0 times.

Score tied - 0 times.

Lead changed - 0 times.

Score tied - 0 times.

Lead changed - 0 times.

Score tied - 0 times.

Lead changed - 0 times.

Score tied - 0 times.

Lead changed - 0 times.

Score tied - 0 times.

Lead changed - 0 times.

Score tied - 0 times.

Lead changed - 0 times.

Score tied - 0 times.

Lead changed - 0 times.

Score tied - 0 times.

Lead changed - 0 times.

Score tied - 0 times.

Lead changed - 0 times.

Score tied - 0 times.

Lead changed - 0 times.

Score tied - 0 times.

Lead changed - 0 times.

Score tied - 0 times.

Lead changed - 0 times.

Official Basketball Box Score -- Game Totals -- Final Statistics

Florida Atlantic vs Miami
12-16-16 7 p.m. at Watsons Center | Coral Gables, Fla.

Florida Atlantic 56 • 3-6

#	Player	Total		3-Ptr		Rebounds		PF	TP	A	To	Bk	Stl	Min
		FG	F-GA	FG	F-GA	FT	FT-FTA							
01	Cylla, Jeantal	* 0-4	0-1	3-4	0	3	3	1	3	0	2	0	0	24
09	Rutherford, Nick	* 0-4	0-1	3-4	1	2	3	1	3	4	2	0	0	26
11	Booker, Frank	* 2-7	1-4	2-2	0	1	3	7	0	0	0	0	0	19
15	Ingram, Jaiyan	* 2-6	0-1	0-1	0	0	0	4	4	0	0	0	1	16
33	Delph, Ronald	* 4-9	0-0	1-1	1	6	7	2	9	0	0	1	0	28
06	Filer, Adonis	* 3-9	1-4	4-4	0	0	0	1	11	0	2	0	0	23
02	Masey, Justin	* 0-2	0-1	0-0	0	1	1	0	0	1	1	0	1	12
05	Pfister, William	* 1-2	0-0	0	0	2	2	4	2	0	0	1	0	18
13	Neely, Marcus	* 2-7	0-1	2-2	2	4	6	2	12	1	2	0	1	21
14	Troutman, Gerardius	* 5-7	1-4	0	0	1	1	1	5	1	0	0	0	13
Team						3	2		5					6
Totals		19-57	3-17	15-18	9	20	29	19	56	7	9	3	4	200

Miami 76 • 8-2

#	Player	Total		3-Ptr		Rebounds		PF	TP	A	To	Bk	Stl	Min
		FG	F-GA	FG	F-GA	FT	FT-FTA							
00	Ja'Quan Newton	* 3-9	0-1	2-2	0	6	6	2	8	6	1	0	1	23
05	Davon Reed	* 6-10	5-9	4-4	0	0	0	0	21	0	2	2	1	34
11	Bruce Brown	* 4-11	0-3	0-0	0	0	0	0	21	0	2	2	1	34
20	Dewan Huel	* 4-10	0-0	1-2	4	6	10	2	0	0	0	1	1	24
21	Kamari Murphy	* 3-6	0-0	1-5	3	2	7	10	3	7	1	1	0	23
22	Devin Lawrence	* 2-4	0-0	0-0	0	0	0	0	0	0	0	0	0	23
42	Di Vasiljevic	* 1-4	0-3	0-0	1	1	2	22	0	0	0	0	0	26
43	Devin Williams	* 0-0	0-0	0-0	0	0	0	0	0	0	0	0	0	26
51	Ebuka Izundu	* 0-0	0-0	0-0	1	1	2	4	2	0	3	0	1	6
Team														
Totals		25-55	8-19	18-27	16	32	48	76	13	12	3	7	200	
FG % 1st half: 52-66 2nd half: 33-49 Game: 25-55 45-55														
3PC % 1st half: 11-16 45-52 2nd half: 3-8 37-52 Game: 8-19 42-16														
FT % 1st half: 19-22 83-83 2nd half: 10-13 77-77 Game: 19-23 83-83														
Rebounds: 20-20 20-20 20-20 20-20 20-20 20-20 20-20 20-20														

2016-17 MIAMI HURRICANES



0

JA'QUAN NEWTON

Jr. | G | 6-2 | 187
Philadelphia, Pa.
Neumann-Goretti HS



2

MIKE ROBINSON


So. | G | 5-10 | 170
New Britain, Conn.
New Britain HS



3

ANTHONY LAWRENCE, JR.

So. | G | 6-7 | 210
St. Petersburg, Fla.
Lakewood Senior HS



4

DEJAN "DJ" VASILJEVIC

Fr. | G | 6-3 | 198
Melbourne, Australia
Australian Institute of Sport



5

DAVON REED

Sr. | G | 6-6 | 220
Ewing, N.J.
Princeton Day School



11

BRUCE BROWN

Fr. | G | 6-5 | 190
Boston, Mass.
Vermont Academy



14

RODNEY MILLER, JR.


Fr. | C | 7-0 | 258
Laurelton, N.Y.
Oak Hill Academy



15

EBUKA IZUNDU

So. | C | 6-10 | 231
Charlotte, N.C. | Nigeria
Victory Christian Center



20

DEWAN HUELL

Jr. | F | 6-11 | 220
Miami, Fla.
Miami Norland HS



21

KAMARI MURPHY


RSr. | F | 6-8 | 220
Brooklyn, N.Y.
Oklahoma State | IMG | Lincoln HS



32

SAM WAARDENBURG

Fr. | F | 6-9 | 205
Henderson, New Zealand
Rangitoto College HS



35

CHRIS STOWELL

Jr. | F | 6-6 | 208
Exeter, N.H.
Tilton School | Exeter



JIM LARRAÑAGA

Head Coach




CHRIS CAPUTO

Associate Head Coach



JAMAL BRUNT

Assistant Coach




ADAM FISHER

Assistant Coach



JAMES JOHNSON

Director of Operations



11 BRUCE BROWN

Fr. | 6-5 | 190 | Guard
Boston, Mass. | Vermont Academy

As a freshman, recorded Miami's second triple double in program history with 11 points, 11 rebounds and 10 assists against SC State on Dec. 6, 2016.

ACC Rookie of the Week - Dec. 12, 2016

2016 Jordan Brand Classic All-American

- Playing both point guard and two guard at Miami.
- Feisty defender. Competitive mentality. Active rebounder from the guard position.
- Offensively can get past defenders and finish at the rim.
- Boasts a 6-8 wingspan.
- Bench: 275 lbs. Added 50 lbs on bench since arrival at UM in July 2016.
- Increased 185 bench from eight reps to 16 from July to October 2016.
- Vertical: 42-inches, on 3-step approach.
- Five-star shooting guard at Vermont Academy in Saxton's River, Vt. Played at Vermont Academy two seasons.
- Ranked No. 30 by ESPN, No. 44 per Scout and No. 49 by Rivals.
- Won 2016 New England Prep School Basketball Class AA State Tournament.
- Named 2016 NEPSAC Tournament MVP ... First Team All-NEPSAC.
- Nike Basketball Academy, the NBPA Top 100 Camp and Nike Elite 100.
- Second Team All-EYBL performer playing for Boston Amateur Basketball Club ... With BABC at the Peach Jam in 2015, averaged 15.6 points, 5.6 rebounds, 2.0 steals, 1.8 assists and 1.4 blocks per game.
- Multi-sport athlete at Wakefield High School two years ... Played wide receiver and strong safety on the football team ... Also played baseball and JV soccer.
- Born Aug. 15, 1996 in Boston. Son of Roberta Brown and Bruce Brown. Brother to 10 siblings. Cousin of Jalen Adams (UConn).
- Started playing basketball at age six, first dunk was in eighth grade.
- Recorded Miami's second triple double in program history with 11 points, 11 rebounds and 10 assists against SC State on Dec. 6, 2016, the same day his uncle passed away and the team played the game "for Bruce's uncle".

- Favorites: Athlete: Russell Westbrook. Athlete in another sport: Neymar. Pro sports team: Patriots. Meal: Fried chicken / mac & cheese. Midnight snack: Zebra cakes. Video game: FIFA. Ice Cream: Vanilla. Cereal: Frosted Cheerios. Movie: Friday. TV Show: SportsCenter.
- When I played ball as a kid, I pretended I was: Rajon Rondo. When I was little, I wanted to be a: Police officer.

TRIPLE-DOUBLES				
Opposition	P	R	A	
SC State	11	11	10	
DOUBLE-DOUBLES				
Opposition	P	R		
SC State	11	11		
George Washington	14	12		

BROWN HIGHS

Points

Season: 17, vs. NC State, 12/31/16

ACC: 17, vs. NC State, 12/31/16

Rebounds

Season: 12, vs. Geo. Washington, 12/22/16

ACC: 9, vs. Notre Dame, 1/12/17

Assists

Season: 10, vs. SC State, 12/6/16

ACC: 4, vs. NC State, 12/31/16

Steals

Season: 3 (4x) last vs. NC State, 12/31/16

ACC: 3, vs. NC State, 12/31/16

Blocked Shots

Season: 3 (2x) last vs. Notre Dame, 1/12/17

ACC: 3, vs. Notre Dame, 1/12/17

Field Goals

Season: 7, vs. NC State, 12/31/16

ACC: 7, vs. NC State, 12/31/16

Field Goal Attempts

Season: 13, vs. Florida, 11/27/16

ACC: 11, vs. NC State, 12/31/16

Free Throws

Season: 6 (2x), last vs. Geo. Wash., 12/22/16

ACC: 2, vs. NC State, 12/31/16

Free Throw Attempts

Season: 8, vs. FAU, 12/16/16

ACC: 4, vs. NC State, 12/31/16

3-Point Field Goals

Season: 2 (5x) last vs. Notre Dame, 1/12/17

ACC: 2 (2x) last vs. Notre Dame, 1/12/17

3-Point Field Goal Attempts

Season: 4 (2x) last at Syracuse, 1/4/17

ACC: 4, at Syracuse, 1/4/17

Minutes

Season: 38, vs. FAU, 12/16/16


ACC: 33, at Syracuse, 1/4/17

BROWN CAREER STATISTICS

Season	GP	GS	Min.	Avg.	FG	FGA	Pct.	FG	FGA	Pct.	FT	FTA	Pct.	Off.	Def.	Tot.	Avg.	PF	FO	Ast.	TO	Blk	Stl	Pts.	Avg.
2016-17	15	11	443	29.5	55	124	.444	13	38	.342	36	52	.692	32	79	111	7.4	34	1	46	30	9	24	159	10.6

2016-17	15	11	443	29.5	55	124	.444	13	38	.342	36	52	.692	32	79	111	7.4	34	1	46	30	9	24	159	10.6
---------	----	----	-----	------	----	-----	------	----	----	------	----	----	------	----	----	-----	-----	----	---	----	----	---	----	-----	------

BROWN 2016-17			TOTAL				3-PTS			FREE THROWS			REBOUNDS											
Opponent	Date	GS	Min	FG	FGA	Pct	3FG	FGA	Pct	FT	FTA	Pct	Off	Def	Tot	Avg	PF	FO	A	TO	Blk	Stl	Pts	Avg
W Carolina	11-11-16		25	2	8	.250	0	2	.000	3	6	.500	1	7	8	8.0	0	0	5	1	1	0	7	7.0
at North Florida	11-16-16		25	3	7	.429	0	1	.000	1	2	.500	2	4	6	7.0	1	0	2	0	0	2	7	7.0
Penn	11-19-16	*	27	6	10	.600	1	3	.333	2	2	1.000	2	3	5	6.3	2	0	1	1	3	3	15	9.7
vs Stanford	11-24-16		22	3	8	.375	0	2	.000	4	6	.667	2	4	6	6.3	3	0	2	0	0	1	10	9.8
vs Iowa State	11-25-16		21	1	5	.200	0	2	.000	0	0	.000	2	5	7	6.4	5	1	2	4	0	1	2	8.2
vs Florida	11-27-16	*	35	6	13	.462	2	4	.500	1	2	.500	3	1	4	6.0	3	0	1	2	0	2	15	9.3
RUTGERS	11-30-16	*	28	4	6	.667	0	1	.000	3	3	1.000	2	7	9	6.4	3	0	2	5	0	0	11	9.6
vs Wofford	12-03-16	*	37	3	4	.750	2	3	.667	4	4	1.000	2	3	5	6.3	1	0	1	2	0	3	12	9.9
SC STATE	12-06-16	*	30	5	11	.455	0	3	.000	1	2	.500	3	8	11	6.8	3	0	10	2	0	2	11	10.0
FAU	12-16-16	*	38	4	11	.364	0	3	.000	6	8	.750	2	6	8	6.9	2	0	6	2	0	2	14	10.4
GEO. WASH.	12-22-16	*	33	3	9	.333	2	2	1.000	6	6	1.000	2	10	12	7.4	1	0	2	0	0	0	14	10.7
COLUMBIA	12-28-16	*	33	3	7	.429	1	3	.333	1	2	.500	0	6	6	7.3	3	0	5	3	1	3	8	10.5
NC STATE	12-31-16	*	26	7	11	.636	1	2	.500	2	4	.500	3	5	8	7.3	4	0	4	2	1	3	17	11.0
at Syracuse	01-04-17	*	33	3	8	.375	2	4	.500	1	2	.500	4	3	7	7.3	2	0	2	2	0	1	9	10.9
NOTRE DAME	01-12-17	*	30	2	6	.333	2	3	.667	1	3	.333	2	7	9	7.4	1	0	1	4	3	1	7	10.6



20 DEWAN HUELL

Fr. | 6-11 | 220 | Forward
Miami, Fla. | Miami Norland HS

2016 McDonald's All-American

- Name is pronounced Duh-wan Hue-ull
- Five-star, top-25 power forward from local Norland High in Miami, Fla.
- Explosive player with ability to dunk in traffic.
- Good touch around the rim, developing baby hook shot.
- Elevates above the defense to score.
- Weighed 214 lbs in July 2016, up to 227 lbs by October.
- Never lifted weights before coming to UM.
- Ranked the No. 21 player by ESPN, No. 23 by Rivals and No. 25 by Scout.
- Named top player in the state of Florida by Scout. Second in the state by ESPN and Rivals.
- Nike Elite 100, LeBron James Skills Academy, adidas Nations Atlanta, adidas Nations California, Elite 24 all-star game, UA All-America Camp and the NBPA Top 100 Camp. adidas US select U-18 team at adidas Eurocamp in Treviso, Italy.
- Played AAU ball for Team Breakdown.
- Led the Norland Vikings to three state championships.
- *Miami Herald* Class 9A-6A Male Athlete of the Year. Two-time *Miami Herald* Class 8A-6A Boy's Basketball Player of the Year.
- Averaged 16.5 points, 8.7 rebounds and 1.8 blocks per game as a senior. Posted 19.2 points and 9.1 rebounds as a junior, 10.9 ppg, 7.9 rpg as a sophomore and 4.8 ppg and 3.7 rpg as a freshman at Norland.
- Also was on the track team where he participated in the 800 meter run and the high jump.
- Chose hometown Miami over offers from Kansas, North Carolina, Florida State, Florida and Louisville.
- Nickname is Stretch.
- Born Dec. 9, 1996 in Miami. Son of Christina Fernandez. Brother to six siblings: Three brothers – Dewell, Dewanis and Dylan (deceased); Three sisters – Deanna, Charese and Brittany. Cousin to former Canes football player Duke Johnson.
- Majoring in sports management.

- Favorites: Athlete: LeBron James. Athlete in another sport: Floyd Mayweather. Song right now: Pray for 'em – Meek Mills. Pro sports team: Heat. Meal: Mom's lasagna. Midnight snack: Gushers. Ice Cream: Cookies and cream. Cereal: Fruit Loops. Movie: The Purge 3. TV Shows: Ballers, Power, Survivor's Remorse. Musical Artist: G Herbo.
- When I played ball as a kid, I pretended I was: LeBron. When I was little, I wanted to be: The President or an astronaut. Now my dream job is: Coach.

HUELL HIGHS

Points

Season: 15, at North Florida, 11/16/16

ACC: 6, at Syracuse, 1/4/17

Rebounds

Season: 10, vs. FAU, 12/16/16

ACC: 3, at Syracuse, 1/4/17

Assists

Season: 1 (4x) last at Syracuse, 1/4/17

ACC: 1 (2x) last at Syracuse, 1/4/17

Steals

Season: 2, vs. Rutgers, 11/30/16

ACC: 1 (2x) last at Syracuse, 1/4/17

Blocked Shots

Season: 2 (2x) last vs. Columbia, 12/28/16

ACC: --

Field Goals

Season: 6 (2x) last vs. Rutgers, 11/30/16

ACC: 3, at Syracuse, 1/4/17

Field Goal Attempts

Season: 14, vs. Rutgers, 11/30/16

ACC: 5, at Syracuse, 1/4/17

Free Throws

Season: 3 (2x) last at North Florida, 11/16/16

ACC: --

Free Throw Attempts

Season: 3 (2x) last at North Florida, 11/16/16

ACC: 1, at Syracuse, 1/4/17

3-Point Field Goals

Season: --

ACC: --

3-Point Field Goal Attempts

Season: --

ACC: 1, vs. NC State, 12/31/16

Minutes

Season: 25 (2x) last vs. Rutgers, 11/30/16

ACC: 19, at Syracuse, 1/4/17

HUELL CAREER STATISTICS

HUELL CAREER STATISTICS										3-Point			Free Throws			Rebounds				Scoring									
Season	GP	GS	Min.	Avg.	FG	FGA	Pct.	FG	FGA	Pct.	FT	FTA	Pct.	Off.	Def.	Tot.	Avg.	PF	FO	Asst.	TO	Blk	Stl	Pts.	Avg.				
2016-17	15	9	291	19.4	43	84	.512	0	1	.000	15	20	.750	27	34	61	4.1	31	0	4	13	11	7	101	6.7				

HUELL 2016-17

HUELL 2016-17			TOTAL				3-PTS			FREE THROWS			REBOUNDS											
Opponent	Date	GS	Min	FG	FGA	Pct	3FG	FGA	Pct	FT	FTA	Pct	Off	Def	Tot	Avg	PF	FO	A	TO	Blk	Stl	Pts	Avg
W Carolina	11-11-16		25	5	9	.556	0	0	.000	3	3	1.000	2	5	7	7.0	2	0	1	1	1	0	13	13.0
at North Florida	11-16-16		19	6	9	.667	0	0	.000	3	3	1.000	3	5	8	7.5	4	0	0	0	1	0	15	14.0
Penn	11-19-16		24	5	6	.833	0	0	.000	1	1	1.000	5	0	5	6.7	2	0	0	2	0	0	11	13.0
vs Stanford	11-24-16		19	1	1	1.000	0	0	.000	1	2	.500	1	2	3	5.8	2	0	0	0	0	1	3	10.5
vs Iowa State	11-25-16		24	2	5	.400	0	0	.000	1	2	.500	2	4	6	5.8	4	0	0	1	1	0	5	9.4
vs Florida	11-27-16		22	4	9	.444	0	0	.000	2	2	1.000	3	3	6	5.8	2	0	1	2	1	0	10	9.5
RUTGERS	11-30-16	*	25	6	14	.429	0	0	.000	2	2	1.000	5	2	7	6.0	0	0	0	0	1	2	14	10.1
vs Wofford	12-03-16	*	13	1	3	.333	0	0	.000	0	0	.000	0	1	1	5.4	3	0	0	3	0	0	2	9.1
SC STATE	12-06-16	*	18	2	2	1.000	0	0	.000	1	2	.500	0	3	3	5.1	3	0	0	2	2	1	5	8.7
FAU	12-16-16	*	24	4	10	.400	0	0	.000	1	2	.500	4	6	10	5.6	2	0	0	0	1	1	9	8.7
GEO. WASH.	12-22-16	*	18	1	5	.200	0	0	.000	0	0	.000	0	1	1	5.2	1	0	0	0	1	0	2	8.1
COLUMBIA	12-28-16	*	17	2	2	1.000	0	0	.000	0	0	.000	0	1	1	4.8	3	0	0	1	2	0	4	7.8
NC STATE	12-31-16	*	14	0	3	.000	0	1	.000	0	0	.000	0	0	0	4.5	1	0	1	0	0	1	0	7.2
at Syracuse	01-04-17	*	19	3	5	.600	0	0	.000	0	1	.000	2	1	3	4.4	2	0	1	1	0	1	6	7.1
NOTRE DAME	01-12-17	*	10	1	1	1.000	0	0	.000	0	0	.000	0	0	0	4.1	0	0	0	0	0	0	2	6.7



15 EBUKA IZUNDU

So. | 6-10 | 231 | Center

Charlotte, N.C. | Lagos, Nigeria | Victory Christian Center

- First name Ebuka is pronounced E-boo-kuh. Last name is E-zoon-du.
- Born in Lagos, Nigeria. Speaks African language of Igbo.
- Moved to the United States in 2013, at age 17.
- Grew up playing soccer, then started playing basketball in 2011.
- Long and athletic body.
- Lefty with great touch around the basket.
- Potential to develop into a great ACC post scorer.
- 7-foot, 1-inch wingspan. Weighed 201 lbs as a freshman, weighed 231 in Oct. 2016.
- Benched 185 lbs upon arrival in Sept. 2015, up to 300 lbs in Oct. 2016.
- Increased 185 bench from one rep to 13 reps in one year.
- Six reps of 315 squat in Oct. 2016.
- As a freshman (2015-16) scored in double digits once with 11 points against Mississippi State in the Puerto Rico Classic.
- Signed with Charlotte, then was released from commitment after 49ers coach was let go.
- No. 134 player and No. 19 center in 2015 class by Rivals.com ... No. 70 player, No. 20 power forward and No. 5 player in North Carolina in 2015 class by 247Sports. First-team All-Charlotte Observer.
- Averaged 21.0 points, 15.0 rebounds and 6.0 blocks for Victory Christian Center School as a senior. Averaged 18.0 points, 12.0 rebounds and 6.0 blocks in junior season.
- Played AAU for Charlotte ACES
- In high school also played soccer and ran the 100 and 200 meters in track.
- Born June 28, 1996. Son of Emma and Ifeoma Izundu. One brother: Okwy; Four sisters: Chioma Ojo, Vivian, Chingo and Ifunaya.
- Majoring in sports administration.

- Favorites: Athlete: Kevin Durant. Athlete in another sport: Cristiano Ronaldo. Pro sports team: OKC Thunder. Meal: Rice, Chicken, Sweet plantains. Midnight snack: Chicken wings. Video game: Grand Theft Auto. Class at UM: Dance. Ice Cream: Strawberry. Cereal: Lucky Charms. Movie: Fast & Furious 6. TV Show: Game of Thrones. Musical Artist: Future.
- When I played ball as a kid, I pretended I was: Hakeem Olajuwon. When I was little, I wanted to be a: Soccer player. Now my dream job is: Own my own business.

2015-16			
Opposition	P	R	A
UTRGV	0	0	0
Louisiana	0	0	0
vs. Miss. St.	11	7	0
vs. Utah	4	3	1
vs. Butler	DNP		
Northeastern at Nebraska	DNP		
Charlotte	0	0	1
Florida	0	1	0
Charleston at La Salle	1	0	0
Princeton	6	4	0
Syracuse	DNP		
Florida State	DNP		
at Virginia	DNP		
at Clemson	0	0	0
at Boston College	DNP		
Wake Forest	DNP		
DUKE	DNP		
at NC State	DNP		
Notre Dame	DNP		
at Georgia Tech	DNP		
Pittsburgh	2	0	0
at Florida State	0	0	0
Virginia Tech	0	0	0
at North Carolina	6	2	1
Virginia	DNP		
Louisville	DNP		
at Notre Dame	DNP		
at Virginia Tech	2	0	0
vs. Virginia Tech	DNP		
vs. Buffalo	DNP		
vs. Wichita State	DNP		
vs. Villanova	0	2	0

IZUNDU HIGHS

Points

Season: 14, vs. Western Carolina, 11/11/16
Career: 14, vs. Western Carolina, 11/11/16
ACC: 6, at North Carolina, 2/20/16

Rebounds

Season: 7, vs. NC State, 12/31/16
Career: 7 (2x) last vs. NC State, 12/31/16
ACC: 7, vs. NC State, 12/31/16

Assists

Season: 1 (2x) last vs. Columbia, 12/28/16
Career: 1 (5x) last vs. Columbia, 12/28/16
ACC: 1, at North Carolina, 2/20/16

Steals

Season: 1 (4x) last vs. Columbia, 12/28/16
Career: 1 (6x), vs. Columbia, 12/28/16
ACC: 1 (2x) last at North Carolina, 2/20/16

Blocked Shots

Season: 3 (3x) last vs. Notre Dame, 1/12/17
Career: 3 (3x) last vs. Notre Dame, 1/12/17
ACC: 3, vs. Notre Dame, 1/12/17

Field Goals

Season: 5, vs. Western Carolina, 11/11/16
Career: 5, vs. Western Carolina, 11/11/16
ACC: 1 (4x) last vs. Notre Dame, 1/12/17

Field Goal Attempts

Season: 7, vs. SC State, 12/6/16
Career: 7, vs. SC State, 12/6/16
ACC: 2, vs. NC State, 12/31/16

Free Throws

Season: 4 (2x) last vs. Geo. Wash., 12/22/16
Career: 5, vs. Mississippi State, 11/19
ACC: 4, at North Carolina, 2/20/16

Free Throw Attempts

Season: 5, vs. Geo. Washington, 12/22/16
Career: 7, vs. Mississippi State, 11/19
ACC: 6, at North Carolina, 2/20/16

3-Point Field Goal Attempts

Career: --

Minutes

Season: 20, vs. Geo. Washington, 12/22/16
Career: 20, vs. Geo. Washington, 12/22/16
ACC: 19, vs. NC State, 12/31/16

IZUNDU CAREER STATISTICS

IZUNDU CAREER STATISTICS								3-Point			Free Throws			Rebounds				Scoring									
Season	GP	GS	Min.	Avg.	FG	FGA	Pct.	FG	FGA	Pct.	FT	FTA	Pct.	Off.	Def.	Tot.	Avg.	PF	FO	Ast.	TO	Blk	Stl	Pts.	Avg.		
2015-16	15	0	79	5.3	10	16	.625	0	0	.000	12	19	.632	13	6	19	1.3	17	0	3	5	3	2	32	2.1		
2016-17	14	4	161	11.5	24	36	.667	0	0	.000	17	21	.810	24	23	47	3.4	31	0	2	15	16	4	65	4.6		
TOTAL	29	4	240	8.3	34	52	.654	0	0	.000	29	40	.725	37	29	66	2.3	48	0	5	20	19	6	97	3.3		

IZUNDU 2016-17

Opponent	Date	GS	TOTAL				3-PTS			FREE THROWS			REBOUNDS				PF	FO	A	TO	Blk	Stl	Pts	Avg
			Min	FG	FGA	Pct	3FG	FGA	Pct	FT	FTA	Pct	Off	Def	Tot	Avg								
W Carolina	11-11-16	*	13	5	5	1.000	0	0	.000	4	4	1.000	2	3	5	5.0	3	0	1	3	1	1	14	14.0
at North Florida	11-16-16	*	4	2	2	1.000	0	0	.000	0	0	.000	3	1	4	4.5	1	0	0	0	0	0	4	9.0
Penn	11-19-16		DNP - lower left extremity injury																					
vs Stanford	11-24-16	*	11	0	2	.000	0	0	.000	0	0	.000	2	1	3	4.0	2	0	0	1	1	0	0	6.0
vs Iowa State	11-25-16	*	9	0	0	.000	0	0	.000	0	0	.000	1	2	3	3.8	1	0	0	1	1	0	0	4.5
vs Florida	11-27-16		2	0	0	.000	0	0	.000	0	0	.000	0	0	0	3.0	2	0	0	0	0	0	0	3.6
RUTGERS	11-30-16		12	2	2	1.000	0	0	.000	0	0	.000	0	2	2	2.8	4	0	0	2	3	0	4	3.7
vs Wofford	12-03-16		15	3	5	.600	0	0	.000	3	4	.750	3	2	5	3.1	3	0	0	3	1	1	9	4.4
SC STATE	12-06-16		17	4	7	.571	0	0	.000	1	2	.500	2	1	3	3.1	0	0	0	1	3	0	9	5.0
FAU	12-16-16		6	0	0	.000	0	0	.000	2	2	1.000	1	1	2	3.0	4	0	0	3	0	1	2	4.7
GEO. WASH.	12-22-16		20	4	6	.667	0	0	.000	4	5	.800	3	1	4	3.1	1	0	0	0	1	0	12	5.4
COLUMBIA	12-28-16		16	2	3	.667	0	0	.000	2	2	1.000	1	2	3	3.1	2	0	1	0	1	1	6	5.5
NC STATE	12-31-16		19	1	2	.500	0	0	.000	1	2	.500	4	3	7	3.4	3	0	0	1	0	0	3	5.3
at Syracuse	01-04-17		7	0	1	.000	0	0	.000	0	0	.000	1	1	2	3.3	2	0	0	0	1	0	0	4.8
NOTRE DAME	01-12-17		10	1	1	1.000	0	0	.000	0	0	.000	1	3	4	3.4	3	0	0	0	3	0	2	4.6



St. Petersburg, Fla. | Lakewood Senior HS

- Favorites: Athlete: LeBron. Athlete in another sport: Lionel Messi. Pro sports team: Warriors.
 Meal: Crabs. Midnight snack: Gushers. Class at UM: Dance. Book: More than a Game – LeBron
 James. Ice Cream: Vanilla. Cereal: Captain Crunch with Crunch Berries. Movie: Friday. TV Show:
 Martin. Musical Artist: Young Thug.
 • When I played ball as a kid, I pretended I was: LeBron. My first job was: Swept floors at a barber shop. When I was little,
 I wanted to be a: Rapper or NBA player. Now my dream job is: Rapper.

2015-16			
Opposition	P	R	A
UTRGV	1	2	0
Louisiana	12	6	0
vs. Miss. St.	10	4	0
vs. Utah	0	0	1
vs. Butler	7	1	0
Northeastern	1	0	1
at Nebraska	13	7	0
Charlotte	9	1	1
Florida	DNP		
Charleston	11	2	1
at La Salle	2	2	3
Princeton	0	1	0
Syracuse	1	2	0
Florida State	0	0	0
at Virginia	0	1	0
at Clemson	3	1	0
at Boston College	0	0	0
Wake Forest	0	0	1
DUKE	DNP		
at NC State	0	0	0
Notre Dame	18	2	0
at Georgia Tech	5	3	3
Pittsburgh	2	1	1
at Florida State	5	2	0
Virginia Tech	5	2	0
at North Carolina	11	4	2
at Louisville	3	2	0
Louisville	3	2	0
at Notre Dame	0	1	2
at Virginia Tech	2	4	0
vs. Virginia Tech	4	2	1
vs. Virginia	5	4	0
vs. Buffalo	0	0	0
vs. Wichita State	0	2	0
vs. Villanova	8	1	0

Lawrence Career Statistics								3-Point			Free Throws			Rebounds								Scoring			
Season	GP	GS	Min.	Avg.	FG	FGA	Pct.	FG	FGA	Pct.	FT	FTA	Pct.	Off.	Def.	Tot.	Avg.	PF	FO	Ast.	TO	Blk	Stl	Pts.	Avg.
2015-16	33	0	397	12.0	47	92	.511	18	42	.429	24	40	.600	29	34	63	1.9	39	0	27	13	11	17	136	4.1
2016-17	15	6	352	23.5	33	79	.418	12	35	.343	19	30	.633	18	47	65	4.3	35	1	18	24	10	24	97	6.5
TOTAL	48	6	749	15.6	80	171	.468	30	77	.390	43	70	.614	47	81	128	2.7	74	1	45	37	21	41	233	4.9

LAWRENCE 2016-17			TOTAL				3-PTS			FREE THROWS			REBOUNDS													
Opponent	Date	GS	Min	FG	FGA	Pct	3FG	FGA	Pct	FT	FTA	Pct	Off	Def	Tot	Avg	PF	FO	A	TO	Blk	Stl	Pts	Avg		
W Carolina	11-11-16	*	23	3	5	.600	1	1	1.000	1	1	1.000	1	5	6	6.0	2	0	3	1	3	3	8	8.0		
at North Florida	11-16-16	*	31	4	8	.500	1	3	.333	1	2	.500	1	4	5	5.5	1	0	2	4	1	1	10	9.0		
Penn	11-19-16	*	33	0	3	.000	0	1	.000	0	0	.000	0	3	3	4.7	3	0	2	3	1	4	0	6.0		
vs Stanford	11-24-16	*	24	6	9	.667	3	6	.500	3	3	1.000	0	3	3	4.3	3	0	1	2	0	4	18	9.0		
vs Iowa State	11-25-16	*	24	1	6	.167	0	2	.000	4	5	.800	0	2	2	3.8	4	0	0	2	0	1	6	8.4		
vs Florida	11-27-16	*	20	1	4	.250	0	3	.000	0	0	.000	0	3	3	3.7	5	1	2	1	0	1	2	7.3		
RUTGERS	11-30-16		25	2	6	.333	1	4	.250	3	4	.750	0	4	4	3.7	0	0	0	1	0	2	8	7.4		
vs Wofford	12-03-16		17	1	2	.500	1	2	.500	0	0	.000	0	5	5	3.9	1	0	1	2	0	0	3	6.9		
SC STATE	12-06-16		23	1	4	.250	1	3	.333	2	2	1.000	1	6	7	4.2	2	0	1	0	1	0	5	6.7		
FAU	12-16-16		23	4	5	.800	3	3	1.000	2	4	.500	3	3	6	4.4	3	0	0	1	0	1	13	7.3		
GEO. WASH.	12-22-16		21	1	3	.333	0	0	.000	0	0	.000	0	2	2	4.2	3	0	2	1	1	1	2	6.8		
COLUMBIA	12-28-16		29	4	6	.667	0	1	.000	2	5	.400	3	2	5	4.3	3	0	1	3	2	3	10	7.1		
NC STATE	12-31-16		28	3	8	.375	0	4	.000	0	2	.000	2	3	5	4.3	2	0	1	1	0	2	6	7.0		
at Syracuse	01-04-17		6	0	1	.000	0	0	.000	0	0	.000	0	0	0	4.0	2	0	1	1	0	0	0	6.5		
NOTRE DAME	01-12-17		25	2	9	.222	1	2	.500	1	2	.500	7	2	9	4.3	1	0	1	1	1	1	6	6.5		



14 RODNEY MILLER

Fr. | 7-0 | 258 | Center

Laurelton, N.Y. | Oak Hill Academy (Va.)

- Soft touch around the rim.
 - Never lifted weights in high school. Increased 185 bench from one rep to four reps in three months.
 - Consensus four-star recruit, ranked No. 90 overall by Scout.com and No. 96 by 247.com. As a center, was ranked No. 15 by ESPN and No. 17 by Scout.com.
 - Has a 7-foot-1-inch wingspan.
 - Played AAU ball for the NY Lightning.
 - In 2014 participated in the Nike Elite 100.
 - On Oak Hill's Honor Court, a leadership committee where student members are chosen by the administration for their citizenship and sound ethical and moral judgment.
 - Also played baseball and water polo in school.
 - Played freshman season at St. Benedict's (N.J.).
 - Born Dec. 29, 1996. Son of Maria and Rodney Miller, Sr. Brother to Sasha.
 - Majoring in business and finance.
 - Started playing basketball at age 11 and first dunk was at age 12, in the Rucker League.
- Favorites: Athlete: Bill Russell. Athlete in another sport: Cristiano Ronaldo. Pro sports team: NY Knicks. Meal: Mom's meatloaf / mashed potatoes. Midnight snack: Honey Bun. Class at UM: Public Speaking. Ice Cream: Rocky Road. Cereal: Cinnamon Toast Crunch. Movie: Space Jam. TV Show: The Flash.
- No one can believe I watch: Naruto (anime). My dream job is: Businessman in NBA.

MILLER HIGHS

Points

Season: 5, vs. Western Carolina, 11/11/16

ACC: --

Rebounds

Season: 3, at North Florida, 11/16/16

ACC: --

Assists

Season: --

ACC: --

Steals

Season: --

ACC: --

Blocked Shots

Season: 1, vs. NC State, 12/31/16

ACC: 1, vs. NC State, 12/31/16

Field Goals

Season: 2, at North Florida, 11/16/16

ACC: --

Field Goal Attempts

Season: 4, vs. Western Carolina, 11/11/16

ACC: --

Free Throws

Season: 3, vs. Western Carolina, 11/11/16

ACC: --

Free Throw Attempts

Season: 6, vs. Western Carolina, 11/11/16

ACC: --

3-Point Field Goals

Season: --

ACC: --

3-Point Field Goal Attempts

Season: --

ACC: --

Minutes


Season: 11, at North Florida, 11/16/16

ACC: 3, vs. NC State, 12/31/16

MILLER CAREER STATISTICS

Season	GP	GS	Min.	Avg.	FG	FGA	Pct.	FG	FGA	Pct.	FT	FTA	Pct.	Off.	Def.	Tot.	Avg.	PF	FO	Ast.	TO	Blk	Stl	Pts.	Avg.
2016-17	9	0	41	4.6	4	7	.571	0	0	.000	3	7	.429	3	4	7	0.8	5	0	0	1	1	0	11	1.2

MILLER 2016-17		GS	TOTAL				3-PTS			FREE THROWS			REBOUNDS											
Opponent	Date		Min	FG	FGA	Pct	3FG	FGA	Pct	FT	FTA	Pct	Off	Def	Tot	Avg	PF	FO	A	TO	Blk	Stl	Pts	Avg
W Carolina	11-11-16	10	1	4	.250	0	0	.000	3	6	.500	2	0	2	2.0	1	0	0	0	0	0	0	5	5.0
at North Florida	11-16-16	11	2	2	1.000	0	0	.000	0	0	.000	1	2	3	2.5	2	0	0	0	0	0	0	4	4.5
Penn	11-19-16	4	1	1	1.000	0	0	.000	0	0	.000	0	0	0	1.7	1	0	0	0	0	0	0	2	3.7
vs Stanford	11-24-16	DNP																						
vs Iowa State	11-25-16	DNP																						
vs Florida	11-27-16	1	0	0	.000	0	0	.000	0	0	.000	0	0	0	1.3	0	0	0	0	0	0	0	0	2.8
RUTGERS	11-30-16	2	0	0	.000	0	0	.000	0	1	.000	0	0	0	1.0	1	0	0	0	0	0	0	0	2.2
vs Wofford	12-03-16	DNP																						
SC STATE	12-06-16	7	0	0	.000	0	0	.000	0	0	.000	0	2	2	1.2	0	0	0	1	0	0	0	0	1.8
FAU	12-16-16	3	0	0	.000	0	0	.000	0	0	.000	0	0	0	1.0	0	0	0	0	0	0	0	0	1.6
GEO. WASH.	12-22-16	DNP																						
COLUMBIA	12-28-16	DNP																						
NC STATE	12-31-16	3	0	0	.000	0	0	.000	0	0	.000	0	0	0	0.9	0	0	0	0	1	0	0	0	1.4
at Syracuse	01-04-17	0	0	0	.000	0	0	.000	0	0	.000	0	0	0	0.8	0	0	0	0	0	0	0	0	1.2
NOTRE DAME	01-12-17	DNP																						



21 KAMARI MURPHY

RSr. | 6-8 | 220 | Forward

Brooklyn, N.Y. | Oklahoma State | IMG | Lincoln HS

Miami Hoophall Invitational MVP, 2016

- First name pronounced Kuh-mar-EE.
- Explosive athlete with pogo-stick type hops.
- Versatile defender who can guard positions 1-5.
- Excellent rebounder at both ends of the court.
- Great straight-line driver.
- Focused on increasing skill level to become a consistent perimeter shooter and to gain a proficient inside-outside game.
- 43-inch three-step vertical jump.
- Three-rep squat max is 385 lbs.
- 20 reps in 185 lb bench press. Max bench is 305.
- Transferred from Oklahoma State in fall of 2014. Sat out 2014-15 season at Miami due to NCAA transfer rules.
- Led Cowboys in total rebounds and total blocks as a sophomore.
- Graduated from Lincoln High School in Brooklyn, N.Y., same school that produced Stephon Marbury, Sebastian Telfair and Lance Stephenson. Averaged 17 points and more than 10 rebounds per game as senior. Helped lead Railsplitters to PSAL Class-AA title game as senior and Brooklyn regular-season crown and borough title. Also played football for two seasons in high school. Ranked as No. 6 player in state of New York in 2011 according to HoopScoop.com.
- Spent post-graduate year at IMG Academy in Bradenton, Fla., and was starting forward. Averaged 20.0 points, 10.0 rebounds and 3.0 assists for team that finished 28-2 against prep schools and was ranked among the top-five nationally. Ranked No. 10 on HoopScoop.com's list of top fifth-year players in 2012.
- Born on Dec. 14, 1993. Son of Michael Murphy and Kemel and Kaheem Draper. Second oldest of six boys: Jacori, Kusamae, Maalik, Mikwan and Kieron.
- Graduated in May 2016 with B.A. in sociology and minor in communications, now pursuing second degree.
- Started playing basketball at age four.

• Favorites: Athlete: LeBron James. Athlete in another sport: Tom Brady. Pro sports team: Cavs. Meal: Soured food. Midnight snack: Peanut butter & jelly. Video game: 2K FIFA. Ice Cream: Strawberry. Cereal: Frosted Flakes. Movie: Gone in 60 Seconds. TV Show: Power. Musical Artist: Young Thug / Drake. Life is not a sprint, it is a marathon.

• No one can believe I watch: Animal Planet. When I played ball as a kid, I pretended I was: Kevin Garnett. Why UM: Coach L. Started playing basketball: Age 10.

MURPHY HIGHS

Points

Season: 14, vs. Wofford, 12/3/16
Career: 14, vs. Wofford, 12/3/16
ACC: 11 (2x) last vs. NC State, 12/31/16

Rebounds

Season: 12 (2x) last vs. Notre Dame, 1/12/17
Career: 13 vs. Oklahoma, 2/15/14
ACC: 12, vs. Notre Dame, 1/12/17

Assists

Season: 2, vs. Penn, 11/19/16
Career: 3 (2x) last vs. Robert Morris, 12/30/13
ACC: 2, vs. Wake Forest, 1/23/16

Steals

Season: 1 (3x) last vs. Rutgers, 11/30/16
Career: 3, vs. Texas, 1/8/14
ACC: 1 (8x) last at Virginia Tech, 3/5/16

Blocked Shots

Season: 2 (2x) last vs. Notre Dame, 1/12/17
Career: 4 (3x) last vs. Texas, 1/8/14
ACC: 2 (4x) last vs. Notre Dame, 1/12/17

Field Goals

Season: 5 (3x) last vs. NC State, 12/31/16
Career: 6, at Virginia Tech, 12/1/12
ACC: 5, vs. NC State, 12/31/16

Field Goal Attempts

Season: 10, vs. Wofford, 12/3/16
Career: 11, vs. Gonzaga, 3/21/14
ACC: 9 (2x) last vs. NC State, 12/31/16

Free Throws

Season: 4, vs. Wofford, 12/3/16
Career: 5, vs. Notre Dame, 2/3/16
ACC: 5, vs. Notre Dame, 2/3/16

Free Throw Attempts

Season: 5, vs. FAU, 12/16/16
Career: 6 vs. Texas Tech, 1/19/13
ACC: 5, vs. Notre Dame, 2/3/16

3-Point Field Goals

Season: --
Career: 1 (2x) last vs. Central Ark., 12/16/12
ACC: 1 (2x) last vs. Central Ark., 12/16/12

3-Point Field Goal Attempts

Season: 1, vs. Penn, 11/19/16
Career: 1 (12x) last, vs. Penn, 11/19/16
ACC: 1 (4x) last at North Carolina, 2/20/16

Minutes

Season: 36, vs. Florida, 11/27/16
Career: 41, at Iowa State, 3/8/14
ACC: 35, at Syracuse, 1/4/17

2012-13 (OSU)					2013-14 (OSU)					2015-16 (UM)				
Opposition	P	R	A		Opposition	P	R	A		Opposition	P	R	A	
UC Davis	7	6	0		Utah Valley	2	6	1		UTRGV				
vs Akron	1	6	0		Arkansas-PB	7	6	0		Louisiana				
vs Tennessee	4	7	1		Memphis	5	7	1		vs. Miss. St.				
vs NC State	4	10	1		at USF	0	5	2		vs. Utah	2	1	1	
Portland State	9	5	0		vs Purdue	6	6	0		vs. Butler	5	4	0	
at Virginia Tech	13	5	1		vs Butler	10	8	2		Northeastern	2	6	0	
USF	8	7	2		vs Memphis	6	6	0		at Nebraska	10	5	0	
Missouri State	4	9	2		South Carolina	8	7	0		Charlotte	11	7	1	
Central Arkansas	9	7	1		vs Louisiana Tech	10	3	1		Florida	8	6	1	
UT Arlington	2	1	0		Delaware State	5	7	1		Charleston	4	6	0	
Tennessee Tech	12	5	2		vs Colorado	4	5	0		at La Salle	6	10	1	
Gonzaga	0	1	0		Robert Morris	10	8	3		Princeton	10	5	1	
at Kansas State	6	1	0		at Kansas State	2	3	1		Syracuse	8	8	1	
TCU	4	6	3		Texas	4	5	1		Florida State	5	6	1	
at Oklahoma	0	3	0		at West Virginia	7	5	0		at Virginia	0	3	0	
Texas Tech	5	5	2		TCU	8	8	0		at Clemson	7	6	1	
at Baylor	0	0	0		at Kansas	12	1	1		at Boston College	6	6	0	
West Virginia	0	0	0		West Virginia	0	2	0		Wake Forest	4	7	2	
Iowa State	0	1	0		Oklahoma	4	9	2		DUKE	4	5	0	
at Kansas	4	5	1		Baylor	9	5	0		at NC State	4	4	0	
Baylor	8	4	1		Iowa State	7	6	0		Notre Dame	11	2	0	
at Texas	5	6	1		at Texas Tech	4	6	1		at Georgia Tech	10	3	0	
at Texas Tech	4	4	0		at Texas	10	10	0		Pittsburgh	4	8	0	
Oklahoma	2	4	0		Oklahoma	7	13	1		at Florida State	4	9	0	
Kansas	0	0	0		at Baylor	3	9	2		Virginia Tech	6	10	0	
at West Virginia	2	2	1		Texas Tech	10	6	2		at North Carolina	2	5	1	
at TCU	2	2	1		at TCU	6	11	1		Virginia	4	11	1	
Texas	1	4	0		Kansas	8	4	0		Louisville	0	3	0	
at Iowa State	2	2	1		Kansas State	4	6	0		at Notre Dame	2	7	1	
Kansas State	0	1	0		at Iowa State	6	9	0		at Virginia Tech	9	6	0	
vs Baylor	2	0	1		vs Texas Tech	2	1	0		vs. Virginia Tech	4	5	1	
vs Kansas State	2	6	0		vs Kansas	6	6	0		vs. Virginia	7	4	0	
Oregon	4	6	0		vs. Gonzaga	8	8	0		vs. Buffalo	11	13	1	
										vs. Wichita State	4	7	0	
										vs. Villanova	6	3	1	


DOUBLE-DOUBLES		
Opposition	P	R
NC State	11	10
Wofford	14	10
Buffalo	11	13
Texas	10	10

MURPHY CAREER STATISTICS

OK State	GP	GS	Min.	Avg.	3-Point			Free Throws			Rebounds				Scoring			
					FG	FGA	Pct.	FT	FTA	Pct.	Off.	Def.	Tot.	Avg.	PF	FO	Ast.	Pts.
2012-13	33	15	596	18.1	53	115	.461	2	4	.500	18	35	514	52	78	130	3.9	73
2013-14	33	21	855	25.9	82	153	.536	0	0	.000	36	63	.571	63	144	207	6.3	113
Totals	66	36	1451	22.0	135	268	.504	2	4	.500	54	98	.551	115	222	337	5.1	186
Miami																		
2015-16	32	28	797	24.9	78	153	.510	0	7	.000	24	43	.558	47	144	191	6.0	68
2016-17	15	15	423	28.2	46	88	.523	0	1	.000	18	32	.563	45	74	119	7.9	35
TOTAL	47	43	1220	26.0	124	241	.515	0	8	.000	42	75	.560	92	218	310	6.6	103

MURPHY 2016-17

Opponent	Date	GS	Min	TOTAL			3-PTS			FREE THROWS			REBOUNDS				PF	FO	A	TO	Blk	Stl	Pts	Avg
				FG	FGA	Pct	3FG	FGA	Pct	FT	FTA	Pct	Off	Def	Tot	Avg								
W Carolina	11-11-16	*	24	5	9	.556	0	0	.000	3	4	.750	3	5	8	8.0	1	0	0	2	1	1	13	13.0
at North Florida	11-16-16	*	27	3	6	.500	0	0	.000	2	2	1.000	3	6	9	8.5	2	0	1	3	0	0	8	10.5
Penn	11-19-16	*	26	3	7	.429	0	1	.000	0	0	.000	4	4	8	8.3	4	0	2	1	0	1	6	9.0
vs Stanford	11-24-16	*	32	3	5	.600	0	0	.000	0	1	.000	2	5	7	8.0	3	0	1	3	2	0	6	8.3
vs Iowa State	11-25-16	*	32	1	5	.200	0	0	.000	2	2	1.000	2	10	12	8.8	3	0	0	4	0	0	4	7.4
vs Florida	11-27-16	*	36	1	5	.200	0	0	.000	0	0	.000	2	8	10	9.0	1	0	1	2	1	0	2	6.5
RUTGERS	11-30-16	*	30	1	2	.500	0	0	.000	2	3	.667	2	2	4	8.3	5	1	0	3	3	1	4	6.1
vs Wofford	12-03-16	*	28	5	10	.500	0	0	.000	4	4	1.000	3	7	10	8.5	2	0	0	1	1	0	14	7.1
SC STATE	12-06-16	*	20	4	4	1.000	0	0	.000	0	2	.000	3	3	6	8.2	0	0	0	1	0	0	8	7.2
FAU	12-16-16	*	23	3	6	.500	0	0	.000	1	5	.200	3	7	10	8.4	3	0	1	1	0	0	7	7.2
GEO. WASH.	12-22-16	*	25	2	5	.400	0	0	.000	1	2	.500	3	1	4	8.0	2	0	1	1	0	0	5	7.0
COLUMBIA	12-28-16	*	21	3	4	.750	0	0	.000	1	2	.500	2	3	5	7.8	3	0	0	3	0	0	7	7.0
NC STATE	12-31-16	*	32	5	9	.556	0	0	.000	1	1	1.000	6	4	10	7.9	2	0	0	0	0	0	11	7.3
at Syracuse	01-04-17	*	35	4	4	1.000	0	0	.000	0	2	.000	2	2	4	7.6	2	0	0	2	1	0	8	7.4
NOTRE DAME	01-12-17	*	32	3	7	.429	0	0	.000	1	2	.500	5	7	12	7.9	2	0	0	1	2	0	7	7.3



O JA'QUAN NEWTON

Jr. | 6-2 | 187 | Guard

Philadelphia, Pa. | Neumann-Goretti HS

- First name pronounced Juh-Quan.
- Two-guard turned starting point guard.
- Touted as one of the best sixth men in the country in 2015-16.
- Competitor with a real feel for the game. Fearless and relentless.
- Knack for getting in the lane off the dribble, then makes good decisions in the lane: floater, pass, attack.
- Improved defensively and can play multiple positions, on and off of the ball.
- 185 bench improved from one rep to nine in two seasons. Max bench is 265 lbs.
- Tremendous ability to finish eight feet and in. Working to become a better 3-point shooter.
- As a sophomore was touted by Dick Vitale as the country's best sixth man.
- Increased scoring from 4.0 ppg as a rookie to 10.5 ppg as a sophomore, the fifth-best improvement (+6.5) among ACC players.
- Ranked No. 58 in ESPN's Top 100. Ranked No. 1 in the state and 12th-best PG in the country by ESPN.
- Scored 1,972 career points in high school. Averaged 21.7 ppg as a senior, 18.0 as a junior.
- Leading scorer in both the history of the Catholic School League in Philadelphia and in Neumann-Goretti history.
- Owns three PIAA state titles. Scored 33 points and go-ahead bucket in overtime to win PIAA Class AAA Championship in 2014.
- Catholic League MVP.
- NBPA Top 100 Camp and LeBron James Skills Academy.
- Played AAU ball for Team Final, the same squad as Miami teammate Davon Reed.
- Born Ja'Quan Naasir Newton on Aug. 23, 1995 in Philadelphia. Son of the late Lisa Brown, and Joe Newton. Brother to Cary Rudd and Miing Newton.
- Mother passed away March 2014 after three-year battle with breast cancer, one day prior to state championship game in which Newton scored 33 points.
- Father was the 1998 NABC Division II national player of the year out of the University of Central Oklahoma.
- Started playing basketball at age six and first dunk was in eighth grade in an AAU game.
- Played on Cherashore Playground basketball court at 10th and Olney in Philadelphia.
- Played in the Chosen League.
- Also boxed in high school.
- Majoring in sociology at Miami.

• Favorites: Food: Fried chicken. Movie: Friday. Pro athlete: LeBron James. Subject in school: Math. Ice cream flavor: Cookies and Cream. Cartoon: Tom and Jerry. Player when I was a kid: Allen Iverson. Athlete in another sport: Cristiano Ronaldo. Pro sports team: Cavs. Midnight snack: Honey Bun. Book: Cat in the Hat. Cereal: Cinnamon Toast Crunch. TV Show: Martin. Hate to admit it, but I love: Roller skating. When I was little, I wanted to be: NBA player. Now my dream job is: Sports commentator. Why UM: Style of play and city of Miami. Ideal job after hoops: Coach.

NEWTON HIGHS

Points

Season: 22, vs. Columbia, 12/28/16
Career: 22, vs. Columbia, 12/28/16
ACC: 21, vs. NC State, 12/31/16

Rebounds

Season: 9, vs. Columbia, 12/28/16
Career: 9, vs. Columbia, 12/28/16
ACC: 5 (2x) last vs. Duke, 1/25/16

Assists

Season: 9, vs. Wofford, 12/3/16
Career: 9, vs. Wofford, 12/3/16
ACC: 7, at Syracuse, 1/4/17

Steals

Season: 3 (3x) last vs. Iowa State, 11/25/16
Career: 4 (2x) last at NC State, 1/30/16
ACC: 4, at NC State, 1/30/16

Blocked Shots

Season: 1, vs. Rutgers, 11/30/16
Career: 1 (9x) last vs. Virginia Tech, 3/10/16
ACC: 1 (3x) last vs. Virginia, 2/22/16

Field Goals

Season: 9, vs. Iowa State, 11/25/16
Career: 9, vs. Iowa State, 11/25/16
ACC: 7, vs. NC State, 12/31/16

Field Goal Attempts

Season: 16 (2x) last vs. Notre Dame, 1/12/17
Career: 16 (2x) last vs. Notre Dame, 1/12/17
ACC: 16, vs. Notre Dame, 1/12/17

Free Throws

Season: 7, vs. Western Carolina, 11/11/16
Career: 9 (2x) last vs. Virginia, 3/11/16
ACC: 7, vs. Wake Forest, 1/23/16

Free Throw Attempts

Season: 10 (3x) last vs. NC State, 12/31/16
Career: 11, vs. Virginia, 3/11/16
ACC: 10 (2x) last vs. NC State, 12/31/16

3-Point Field Goals

Season: 3, vs. Columbia, 12/28/16
Career: 3, vs. Columbia, 12/28/16
ACC: 2, vs. Syracuse, 1/2/16

3-Point Field Goal Attempts

Season: 5, vs. Columbia, 12/28/16
Career: 5, vs. Columbia, 12/28/16
ACC: 3 (2x) last at Syracuse, 1/4/17

Minutes

Season: 38 (2x) last vs. Florida, 11/27/16
Career: 38, vs. Iowa State, 11/25/16
ACC: 36, vs. Notre Dame, 1/12/17

NEWTON CAREER STATISTICS

Season	GP	GS	Min.	Avg.	FG	FGA	Pct.	3-Point FG	3-Point FGA	3-Point Pct.	Free Throws FT	Free Throws FTA	Free Throws Pct.	Off.	Rebounds Def.	Rebounds Tot.	Avg.	PF	FO	Ast.	TO	Blk	Stl	Pts.	Scoring Avg.
2014-15	34	3	459	13.5	45	111	.405	4	10	.400	41	64	.641	8	35	43	1.3	34	0	47	39	4	8	135	4.0
2015-16	31	1	703	22.7	105	228	.461	9	26	.346	105	143	.734	16	55	71	2.3	48	0	76	66	5	27	324	10.5
2016-17	15	15	487	32.5	84	182	.462	8	25	.320	51	73	.699	13	42	55	3.7	24	0	59	49	1	18	227	15.1
TOTAL	80	19	1649	20.6	234	521	.449	21	61	.344	197	280	.704	37	132	169	2.1	106	0	182	154	10	53	686	8.6

NEWTON 2016-17

Opponent	Date	GS	Min	FG	FGA	Pct	3FG	3FGA	Pct	Free Throws FT	Free Throws FTA	Free Throws Pct	Off	Def	Tot	Avg	PF	FO	A	TO	Blk	Stl	Pts	Avg
W Carolina	11-11-16	*	25	3	8	.375	0	0	.000	7	10	.700	0	4	4	4.0	2	0	2	2	0	1	13	13.0
at North Florida	11-16-16	*	27	7	10	.700	0	1	.000	2	2	1.000	0	3	3	3.5	3	0	7	0	0	3	16	14.5
Penn	11-19-16	*	34	6	16	.375	1	3	.333	5	6	.833	0	4	4	3.7	0	0	3	5	0	3	18	15.7
vs Stanford	11-24-16	*	37	7	14	.500	0	0	.000	6	10	.600	0	2	2	3.3	2	0	2	1	0	1	20	16.8
vs Iowa State	11-25-16	*	38	9	13	.692	0	0	.000	3	4	.750	0	2	2	3.0	0	0	3	3	0	3	21	17.6
vs Florida	11-27-16	*	38	6	15	.400	0	1	.000	3	3	1.000	2	1	3	3.0	0	0	1	4	0	1	15	17.2
RUTGERS	11-30-16	*	34	5	13	.385	0	2	.000	1	1	1.000	2	4	6	3.4	0	0	3	6	1	1	11	16.3
vs Wofford	12-03-16	*	37	5	8	.625	1	2	.500	4	5	.800	1	1	2	3.3	1	0	9	4	0	0	15	16.1
SC STATE	12-06-16	*	24	4	7	.571	1	2	.500	2	2	1.000	0	1	1	3.0	1	0	5	1	0	0	11	15.6
FAU	12-16-16	*	23	3	9	.333	0	1	.000	2	2	1.000	0	6	6	3.3	2	0	6	1	0	1	8	14.8
GEO. WASH.	12-22-16	*	35	7	12	.583	0	1	.000	0	2	.000	1	1	2	3.2	4	0	5	2	0	1	14	14.7
COLUMBIA	12-28-16	*	30	7	14	.500	3	5	.600	5	8	.625	4	5	9	3.7	1	0	4	10	0	1	22	15.3
NC STATE	12-31-16	*	34	7	15	.467	1	3	.333	6	10	.600	1	3	4	3.7	2	0	1	3	0	1	21	15.8
at Syracuse	01-04-17	*	35	3	12	.250	1	3	.333	1	3	.333	1	3	4	3.7	4	0	7	4	0	1	8	15.2
NOTRE DAME	01-12-17	*	36	5	16	.313	0	1	.000	4	5	.800	1	2	3	3.7	2	0	1	3	0	0	14	15.1



5 DAVON REED

Sr. | 6-6 | 220 | Guard

Ewing, N.J. | Princeton Day School (N.J.)

NABC Honors Court, 2016

All-ACC Academic Basketball Team, 2015, 2016

All-ACC Honor Roll - 2013-14, '14-15, '15-16

NIT All-Tournament Team, 2015

Dean's List (3.5+ GPA) 2x

Athletic Director's Honor Roll (3.2+ GPA) 5x

Book Buster Honor Roll (3.0+ GPA) 5x

• Name is pronounced Day-von.

• Focused. Structured. Determined. Competitive.

Student of the game. Will do whatever it takes to win.

• A 3 guard who played out of position at the point his freshman season for Miami.

• Can guard multiple positions, has long arms and a fierce tenacity.

• Mostly a catch-and-shoot guy. Working on game off the bounce.

• Improved both his ability to attack the basket and his layup-making skills.

• Good student. Professional approach to life and everything he does. Mature for his age.

• Improved bench 175 to 250 pounds in four months as a freshman, now max is 300 lbs. Increased 185 bench from 13 to 19 reps. Has added 15 lbs of muscle.

• Four-star swingman listed as a Top 100 player (No. 97) by Rivals.com and No. 78 in Class of 2013 by ESPN.

• Third-best talent in New Jersey and 18th best nationally at shooting guard, according to ESPN.com.

• Kevin Durant Skills Academy. McDonald's All-American candidate.

• 2,000 point scorer. Averaged 24 points and 10 rebounds as a senior, 27 ppg and 9 rpg as a junior. Prep B Player of the Year in New Jersey.

• Youth Role Model Award from Join-Effort Princeton for both dedication to his community and excellence in his personal life.

• Also played football his freshman year of high school.

• Played AAU ball for Team Final, the same squad as Miami teammate Ja'Quan Newton.

• Will intern for the University of Miami athletics marketing department in the spring to complete his degree.

• Born Davon Malcolm Reed on June 11, 1995. Son of David Reed and Rose Reed. Brother to Miles.

• Majoring in sports administration with a minor in marketing and communications. Student-Athlete Advisory Committee representative at UM. Miami Rescue Mission Homeless Shelter volunteer. Elementary school pen pal.

• First played organized basketball at age five, and first dunk was before his freshman year of high school, in a summer league game.

• Favorites: Athlete: LeBron. Athlete in another sport: Antonio Brown. Pro sports team: Steelers. Meal: Italian food. Quote: Dreams

don't work unless you do. Subject in school: Science. Midnight snack: Chocolate chip cookies. Book: The Great Gatsby. Ice Cream: Chocolate chip cookie dough. Cereal: Captain Crunch with Crunchberries. Movie: Brown Sugar, Best Man, Love & Basketball. TV Show: Game of Thrones. Musical Artist: J Cole. Cuban Food: Vaca frita de pollo. My first pet was: Siamese fighting fish.

• When I played ball as a kid, I pretended I was: Allen Iverson. My first job was: Summer camp counselor. When I was little, I wanted to be an: NBA player. Now my dream job is: Marketing or real estate. Best advice received: Do what makes you happy. Why UM: ACC basketball, Coach L and sunny south Florida. Started playing basketball: Age 5.

REED HIGHS

Points

Season: 21 (2x) last vs. Notre Dame, 1/12/17

Career: 21 (3x) last vs. Notre Dame, 1/12/17

ACC: 21 (2x) last vs. Notre Dame, 1/12/17

Rebounds

Season: 7, vs. Penn, 11/19/16

Career: 12 (2x) last vs. Buffalo, 3/17/16

ACC: 8, vs. Florida State, 2/25/15

Assists

Season: 6, vs. SC State, 12/6/16

Career: 7, vs. Loyola, 12/30/13

ACC: 5, vs. Virginia Tech, 2/18/15

Steals

Season: 3 (3x) last vs. Geo. Wash., 12/22/16

Career: 5, at Wake Forest, 2/11/15

ACC: 5, at Wake Forest, 2/11/15

Blocked Shots

Season: 3, vs. Notre Dame, 1/12/17

Career: 3 (2x) last vs. Notre Dame, 1/12/17

ACC: 3, vs. Notre Dame, 1/12/17

Field Goals

Season: 9, vs. Notre Dame, 1/12/17

Career: 9, vs. Notre Dame, 1/12/17

ACC: 9, vs. Notre Dame, 1/12/17

Field Goal Attempts

Season: 17, vs. Notre Dame, 1/12/17

Career: 17, vs. Notre Dame, 1/12/17

ACC: 17, vs. Notre Dame, 1/12/17

Free Throws

Season: 8, vs. Iowa State, 11/25/16

Career: 9, vs. Alabama, 3/21/15

ACC: 6, vs. Florida State, 2/25/15

Free Throw Attempts

Season: 9, vs. Iowa State, 11/25/16

Career: 14, vs. Alabama, 3/21/15

ACC: 6 (3x) last vs. Virginia Tech, 2/17/16

3-Point Field Goals

Season: 5, vs. FAU, 12/16/16

Career: 5 (4x) last vs. FAU, 12/16/16

ACC: 5 (2x) last vs. Virginia, 2/22/16

3-Point Field Goal Attempts

Season: 9 (2x) last vs. NC State, 12/31/16

Career: 9 (2x) last vs. NC State, 12/31/16

ACC: 9, vs. NC State, 12/31/16

Minutes

Season: 39, vs. Columbia, 12/28/16

Career: 45, at Boston College, 2/16/15

ACC: 45, at Boston College, 2/16/15

2013-14				
Opposition	P	R	A	
St. Francis (NY)	3	1	0	
Ga. Southern	7	1	2	
Texas Southern	11	3	3	
at C of Charleston	3	2	3	
UCF	17	5	1	
vs Geo. Wash.	6	2	2	
at CS Fullerton	9	3	2	
vs Arizona State	19	1	2	
at Nebraska	5	2	2	
Virginia Tech	10	5	0	
at Savannah State	8	1	1	
La Salle	8	0	4	
Loyola	8	2	7	
at Syracuse	5	0	1	
at North Carolina	0	2	0	
Florida State	0	0	1	
at Georgia Tech	3	0	0	
Duke	2	2	0	
Syracuse	16	2	0	
at Maryland	6	1	1	
Norfolk State	4	4	1	
Pittsburgh	4	3	1	
NC State	3	1	1	
at Florida State	7	2	2	
at Virginia Tech	5	2	0	
Notre Dame	12	3	0	
Boston College	0	0	0	
at Virginia	2	1	0	
at NC State	5	0	0	
at Clemson	3	1	0	
Wake Forest	3	1	1	
vs Virginia Tech	14	1	0	
vs NC State	9	0	1	

2014-15				
Opposition	P	R	A	
Green Bay	0	0	0	
Savannah State	0	1	1	
Eastern Kentucky	7	4	0	
vs Providence	0	2	2	
Charleston	5	5	4	
Virginia	4	1	0	
Boston College	0	2	0	
at Duke	4	3	2	
at Notre Dame	9	4	4	
NC State	10	1	2	
at Syracuse	11	2	1	
Georgia Tech	6	4	0	
at Florida State	11	6	2	
Louisville	19	5	1	
Clemson	3	2	0	
at Wake Forest	17	4	0	
at Boston College	19	6	3	
Virginia Tech	9	3	1	
at Louisville	0	2	1	
Florida State	18	8	1	
North Carolina	2	3	2	
at Pittsburgh	19	3	3	
at Virginia Tech	4	5	2	
vs Virginia Tech	10	4	1	
vs Notre Dame	6	6	1	
NC Central	7	3	6	
Alabama	15	8	3	
at Richmond	10	12	2	
vs Temple	6	7	4	
vs Stanford	16	5	4	

2015-16				
Opposition	P	R	A	
UTRGV	14	3	0	
Louisiana	19	4	1	
vs. Miss. St.	8	3	1	
vs. Utah	6	4	1	
vs. Butler	7	5	3	
Northeastern	19	7	4	
at Nebraska	8	4	0	
Charlotte	12	5	2	
Florida	5	4	0	
Charleston	9	0	1	
at La Salle	7	6	2	
Princeton	13	9	0	
Syracuse	4	5	1	
Florida State	12	4	2	
at Virginia	11	5	0	
at Clemson	17	2	2	
at Boston College	7	4	1	
Wake Forest	4	5	1	
DUKE	14	4	1	
at NC State	12	4	1	
Notre Dame	8	2	1	
at Georgia Tech	15	4	2	
Pittsburgh	12	4	3	
at Florida State	14	4	2	
Virginia Tech	12	5	2	
at North Carolina	4	2	1	
Virginia	21	3	0	
Louisville	17	4	1	
at Notre Dame	10	6	2	
at Virginia Tech	19	2	1	
vs. Virginia Tech	17	1	0	
vs. Virginia	3	1	1	
vs. Buffalo	10	12	0	
vs. Wichita State	10	4	1	
vs. Villanova	8	2	1	

DOUBLE-DOUBLES		
Opposition	P	R
Buffalo	10	12
Richmond	10	12

REED CAREER STATISTICS

Season	GP	GS	Min.	Avg.	FG	FGA	Pct.	3-Point	Free Throws	Rebounds	Avg.	PF	FO	Ast.	TO	Blk	Stl	Scoring
								FG	FTA	Pct.								Pts.
2013-14	33	10	683	20.7	71	207	.343	40	112	.357	35	53	.660	12	43	55	1.7	55
2014-15	30	21	824	27.5	77	164	.470	37	81	.457	56	77	.727	25	96	121	4.0	68
2015-16	35	35	1007	28.8	129	275	.469	46	120	.383	84	103	.816	21	122	143	4.1	72
2016-17	15	15	508	33.9	73	168	.435	34	90	.378	37	47	.787	7	54	61	4.1	18
TOTAL	113	81	3022	26.7	350	814	.430	157	403	.390	212	280	.757	65	315	380	3.4	213

REED 2016-17

Opponent	Date	GS	Min	FG	FGA	Pct	3FG	FGA	Pct	FT	FTA	Pct	Off	Def	Tot	Avg	PF	FO	A	TO	Blk	Stl	Pts	Avg
W Carolina	11-11-16	*	24	3	6	.500	2	3	.667	0	2	.000	1	4	5	5.0	0	0	1	0	1	1	8	8.0
at North Florida	11-16-16	*	29	6	11	.545	3	6	.500	2	3	.667	0	3	3	4.0	2	0	2	3	0	2	17	12.5
Penn	11-19-16	*	34	3	12	.250	1	7	.143	4	4	1.000	0	7	7	5.0	1	0	1	2	1	0	11	12.0
vs Stanford	11-24-16	*	33	2	9	.222	1	3	.333	2	2	1.000	0	3	3	4.5	2	0	0	3	0	1	7	10.8
vs Iowa State	11-25-16	*	36	2	9	.222	1	7	.143	8	9	.889	1	2	3	4.2	0	0	1	3	0	1	13	11.2
vs Florida	11-27-16	*	37	5	14	.357	2	5	.400	0	2	.000	2	3	5	4.3	2	0	2	2	0	0	12	11.3
RUTGERS	11-30-16	*	33	6	10	.600	2	4	.500	4	5	.800	0	6	6	4.6	3	0	3	2	0	1	18	12.3
vs Wofford	12-03-16	*	33	4	10	.400	1	4	.250	4	4	1.000	1	4	5	4.6	0	0	4	1	0	3	13	12.4
SC STATE	12-06-16	*	30	6	8	.750	3	5	.600	0	0	.000	1	5	6	4.8	0	0	6	3	1	3	15	12.7
FAU	12-16-16	*	34	6	10	.600	5	9	.556	4	4	1.000	0	0	0	4.3	0	0	0	2	2	1	21	13.5
GEO. WASH.	12-22-16	*	35	5	12	.417	3	7	.429	4	4	1.000	1	2	3	4.2	1	0	0	2	0	3	17	13.8
COLUMBIA	12-28-16	*	39	7	13	.538	3	7	.429	1	2	.500	0	4	4	4.2	2	0	3	0	1	1	18	14.2
NC STATE	12-31-16	*	36	7	16	.438	3	9	.333	3	4	.750	0	2	2	4.0	3	0	1	1	0	2	20	14.6
at Syracuse	01-04-17	*	37	2	11	.182	2	7	.286	0	0	.000	0	3	3	3.9	1	0	4	4	0	0	6	14.0
NOTRE DAME	01-12-17	*	38	9	17	.529	2	7	.286	1	2	.500	0	6	6	4.1	1	0	3	4	3	0	21	14.5



4 DJ VASILJEVIC

Fr. | 6-3 | 198 | Guard

Melbourne, Australia | Australian Institute of Sport

- Full name is Dejan Vasiljevic, but goes by DJ. Pronounced Day-on Vass-EEL-uh-vitch.
- Sharpshooter from long range.
- Good at getting to the basket and manipulating shot to go around taller players.
- Gained 50 lbs on his bench press since June 2016, now up to 275 lbs.
- Improving quickness due to dropping body fat percentage from 13 percent to 10 percent since his arrival in June 2016.
- In U-20 National Championships in Ipswich, averaged 16.3 ppg, 3.9 rpg and 1.9 apg. Notched 20-plus points in three games, with a high of 25 in his first outing.
- At 2015 FIBA U-19 World Championships in Greece, averaged 13.3 ppg, 3.1 rpg and 1.0 apg.
- At 2014 FIBA U-18 Oceania Championships, averaged of 12.6 ppg, 4.6 rpg and 4.2 apg.
- All-tournament team at the 2014 FIBA U-17s. Averaged 17.4 ppg, 6.6 rpg and 1.3 apg. Led team to silver medal.
- Captain of the U-17 Australian team.
- Leading scorer at the 2013 FIBA Oceania U-16 Championships, putting up 19.3 ppg, 3.7 rpg and 1.0 apg.
- Won national title with Victorian U-18 team.
- 2015 Basketball Without Borders Camp. adidas Nations Tournament in Los Angeles.
- Also played soccer and rugby.
- Born April 26, 1997 in Calgary, Alberta, Canada, but moved to Melbourne, Australia, at age six.
- Of Serbian descent. Speaks English and Serbian languages.
- Son of Todor and Danijela Vasiljevic. Both parents played semi-pro handball. Brother to Ivana.
- Started playing basketball at age 12, with influence from his sister.
- Shaping his game into the mold of Croatian scoring legend, Drazen Petrovic.

- Favorites: Athlete: Kobe. Athlete in another sport: Cristiano Ronaldo. Pro sports team: Lakers. Meal: Chicken schnitzel. Midnight snack: Nutella. Video game: Call of Duty. Ice Cream: Chocolate. Cereal: Nutri grain. Movie: Rush Hour. TV Show: Fresh Prince of Bel Air. Musical Artist: Drake. Former UM athlete: Shane Larkin. Non-basketball sport to watch: Tennis (Novak Djokovic).
- When I played ball as a kid, I pretended I was: Kobe. When I was little, I wanted to be a: Police Officer. Now my dream job is: Accountant.

VASILJEVIC HIGHS

Points

Season: 18, at Syracuse, 1/4/17

ACC: 18, at Syracuse, 1/4/17

Rebounds

Season: 3, vs. Geo. Washington, 12/22/16

ACC: 2, vs. NC State, 12/31/16

Assists

Season: 2 (2x) last vs. SC State, 12/6/16

ACC: 1, vs. Notre Dame, 1/12/17

Steals

Season: 1 (6x) last vs. Notre Dame, 1/12/17

ACC: 1 (2x) last vs. Notre Dame, 1/12/17

Blocked Shots

Season: 1, vs. Stanford, 11/24/16

ACC: --

Field Goals

Season: 6, at Syracuse, 1/4/17

ACC: 6, at Syracuse, 1/4/17

Field Goal Attempts

Season: 13, vs. SC State, 12/6/16

ACC: 12, at Syracuse, 1/4/17

Free Throws

Season: 3, vs. Rutgers, 11/30/16

ACC: --

Free Throw Attempts

Season: 3, vs. Rutgers, 11/30/16

ACC: 2, at Syracuse, 1/4/17

3-Point Field Goals

Season: 6, at Syracuse, 1/4/17

ACC: 6, at Syracuse, 1/4/17

3-Point Field Goal Attempts

Season: 12, at Syracuse, 1/4/17

ACC: 12, at Syracuse, 1/4/17

Minutes

Season: 28, at Syracuse, 1/4/17

ACC: 28, at Syracuse, 1/4/17

VASILJEVIC CAREER STATISTICS

Season	GP	GS	Min.	Avg.	FG	FGA	Pct.	FG	FGA	Pct.	FT	FTA	Pct.	Off.	Def.	Tot.	Avg.	PF	FO	Ast.	TO	Blk	Stl	Pts.	Avg.
2016-17	15	0	274	18.3	34	87	.391	29	71	.408	7	9	.778	3	14	17	1.1	21	0	9	5	1	6	104	6.9

VASILJEVIC 2016-17			TOTAL			3-PTS			FREE THROWS			REBOUNDS															
Opponent	Date	GS	Min	FG	FGA	Pct	3FG	FGA	Pct	FT	FTA	Pct	Off	Def	Tot	Avg	PF	FO	A	TO	Blk	Stl	Pts	Avg			
W Carolina	11-11-16	23	4	8	.500	3	7	.429	0	0	.000	1	1	2	2.0	4	0	2	0	0	1	11	11.0				
at North Florida	11-16-16	21	4	10	.400	3	6	.500	2	2	1.000	0	1	1	1.5	3	0	0	0	0	1	13	12.0				
Penn	11-19-16	18	4	7	.571	3	5	.600	0	0	.000	0	0	0	1.0	1	0	1	2	0	0	11	11.7				
vs Stanford	11-24-16	22	1	2	.500	1	2	.500	0	0	.000	0	1	1	1.0	1	0	1	1	1	0	3	9.5				
vs Iowa State	11-25-16	16	2	7	.286	1	5	.200	0	0	.000	0	0	0	0.8	1	0	0	1	0	1	5	8.6				
vs Florida	11-27-16	9	0	1	.000	0	1	.000	0	0	.000	0	0	0	0.7	1	0	0	0	0	0	0	7.2				
RUTGERS	11-30-16	11	0	1	.000	0	1	.000	3	3	1.000	0	1	1	0.7	1	0	1	0	0	0	3	6.6				
vs Wofford	12-03-16	20	2	6	.333	2	4	.500	0	0	.000	0	2	2	0.9	1	0	0	0	0	0	6	6.5				
SC STATE	12-06-16	25	5	13	.385	5	11	.455	2	2	1.000	1	1	2	1.0	2	0	2	0	0	0	17	7.7				
FAU	12-16-16	26	1	4	.250	0	3	.000	0	0	.000	1	1	2	1.1	2	0	0	1	0	0	2	7.1				
GEO. WASH.	12-22-16	13	2	5	.400	2	4	.500	0	0	.000	0	3	3	1.3	1	0	0	0	0	0	6	7.0				
COLUMBIA	12-28-16	15	1	4	.250	1	4	.250	0	0	.000	0	1	1	1.3	1	0	1	0	0	1	3	6.7				
NC STATE	12-31-16	8	1	1	1.000	1	1	1.000	0	0	.000	0	2	2	1.3	0	0	0	0	0	0	3	6.4				
at Syracuse	01-04-17	28	6	12	.500	6	12	.500	0	2	.000	0	0	0	1.2	0	0	0	0	0	1	18	7.2				
NOTRE DAME	01-12-17	19	1	6	.167	1	5	.200	0	0	.000	0	0	0	1.1	2	0	1	0	0	1	3	6.9				



32 SAM WAARDENBURG

Fr. | 6-9 | 205 | Forward

Henderson, New Zealand | Rangitoto College HS

At Miami: Joined team Dec. 29, 2016 after signing a grant-in-aid ... Eligible immediately, but expected to begin competition in fall of 2017.

Prior to Miami: Won tournament MVP honors when he helped Rangitoto College win the SAS Secondary Schools National Championship. In the final game, he had 18 points, eight rebounds and four blocks ... Internationally, has represented New Zealand in the 3x3 Under 18 World Championship in Kazakhstan ... On the Under 17 men's team that won silver at the age-groups FIBA Oceania Championships ... Under 16 men's team that won bronze at the Australian State Championships ... Played in adidas Nations Tournament in Los Angeles, averaging 13.4 points and 6.4 rebounds in five outings. He was 7-of-11 from long range in the event and named one of the top 10 players of the camp ... Played in the National Basketball Players Association (NBPA) Top 100 High School Basketball Camp in Virginia ... Named the most outstanding player at both the Nike All Asia Camp in Beijing and the Basketball Without Borders Camp in Australia ... Spent time with the Supercity Rangers and the Breakers Academy, which led him to a role as a development player for the SKYCITY Breakers ... Played games in the United States with Harbour Basketball

Personal: Chose Miami over considerations from Virginia, SMU and Utah ... Joins current Hurricane DJ Vasiljevic and incoming freshman Deng Gak, both of Australia, as the third player from the Australasia region of the South Pacific.



2 MIKE ROBINSON

So. | 5-10 | 170 | Guard


New Britain, Conn. | New Britain HS

Book Buster Honor Roll (3.0+ GPA): Fall 2015, Spring 2016

- Team manager turned walk on.
- Nicknames are Mike Rob and Springs.
- As a freshman (2015-16) scored six points, all from long range, in one minute against Utah in the Puerto Rico Tip Off.
- Good athlete who played basketball, football and was on track team, participating in the high jump, long jump, triple jump and 4x100 relay team, in high school.
- Two-year varsity basketball captain. One-year football and track captain.
- William F. Burns Memorial Award and Scholarship. Harry L. Stromquist Memorial Scholarship.
- 2014 Connecticut Association of Schools Scholar-Athlete. Academic all-conference in basketball four seasons.
- Born Michael Andre Robinson May 2, 1996 in New Britain, Conn. Son of Eugene and Veronica Robinson. Brother to Eugene.
- Majoring in finance.
- Favorites: Athlete: Kobe Bryant. Pro Team: Lakers. Athlete in another sport: Cam Newton. Meal: Fried Chicken, Macaroni & Cheese, Corn Bread, Candied yams. Midnight snack: Cinnamon Toast Crunch. Ice Cream: Strawberry. Movie: Love & Basketball. TV Show: Power.
- My first job was: At Target. My dream job is: Financial advisor or manager.

2016-17			
Opposition	P	R	A
W. Carolina	0	0	0
at North Florida	0	0	0
SC State	1	1	0

2015-16			
Opposition	P	R	A
UT RGV	3	1	0
Mississippi State	0	0	0
Utah	6	0	0
Charlotte	0	0	0
Co. of Charleston	0	0	0
La Salle	3	0	0
North Carolina	0	0	0
Virginia Tech	0	0	0
vs. Villanova	0	0	0



35 CHRIS STOWELL

Jr. | 6-6 | 208 | Forward

Exeter, N.H. | Tilton School | Exeter HS

All-ACC Academic Honor Roll - 2014-15

President's List (4.0 GPA): Spring 2016, Fall 2015, Spring 2015

Provost Honor Roll (3.75+ GPA): Spring 2016, Fall 2015, Spring 2015, Fall 2014

Dean's List (3.5+ GPA): Spring 2016, Fall 2015, Spring 2015, Fall 2014

Athletic Director's Honor Roll (3.2+ GPA): Spring 2016, Fall 2015, Spring 2015, Fall 2014

Book Buster Honor Roll (3.0+ GPA): Spring 2016, Fall 2015, Spring 2015, Fall 2014

- Last name is pronounced stole.
- Good athleticism and is improving his strength.
- Looking to expand his offensive game to shoot 3-pointers.
- Walk on from New Hampshire who played postgraduate year at Tilton School. Earned postseason coaches award.
- At Exeter High School helped Blue Hawks to state playoffs in both the 2011-12 and 2012-13 seasons. Reached quarterfinals senior year.
- In 2012-13 assisted team to championship game of the 50th Annual Queen City Invitational by scoring 10 points and going 6-for-6 from line in semifinal game.
- Twice earned scholar-athlete award. Honor roll.
- Foote Fellow at UM - a program that is offered to a select number of incoming freshmen who have a record of curricular and co-curricular distinction in high school and exhibit an interest in and capacity for independent and self-motivated learning.
- Born Christopher Michael Stowell on Dec. 29, 1994 in Exeter, N.H.
- Son of Bill and Maria. Brother to Bill, Jr., who played basketball at Plymouth State University.
- Student-Athlete Advisory Committee representative at UM.
- Majoring in entrepreneurship and business technology with minors in international business and sports administration.
- Speaks English, Spanish, some Italian, a little Russian, and is learning Chinese and Hebrew.
- Started playing basketball at age five.
- Favorites: Athlete: Matt Bonner. Athlete in another sport: Alex Rodriguez. Song right now: Hype by Drake. Pro sports team: New York Yankees. Meal: Sloppy Joes. Midnight snack: Ice Cream. Video game: Star Wars Battlefront. Class at UM: Accounting. Book: Harry Potter. Ice Cream: Peanut Butter. Cereal: Cinnamon Toast Crunch. Movie: The Town. TV Show: Game of Thrones. Musical Artist: Drake. Cuban Food: Pastelitos.
- When I played ball as a kid, I pretended I was: Kobe Bryant. My first job was: Golf course cart boy. When I was little, I wanted to be a: Golfer. Now my dream job is: Entrepreneur.

2016-17			
Opposition	P	R	A
W. Carolina	0	0	0
at North Florida	0	0	0
SC State	0	2	0

2015-16			
Opposition	P	R	A
UTRGV	0	0	0
Mississippi State	0	0	0
Utah	0	0	0
Charlotte	0	1	0
Co. of Charleston	0	1	0
La Salle	0	1	0
at North Carolina	0	0	0
at Virginia Tech	0	0	0
vs. Villanova	0	0	0

2014-15			
Opposition	P	R	A
Howard	0	0	1
Charleston	0	0	0
Virginia Tech	0	0	0
at Virginia Tech	0	0	0



THE STAT CREW SYSTEM
Miami Combined Team Statistics (as of Jan 12, 2017)
Conference games

RECORD:	OVERALL	HOME	AWAY	NEUTRAL
ALL GAMES	1-2	1-1	0-1	0-0
CONFERENCE	1-2	1-1	0-1	0-0
NON-CONFERENCE	0-0	0-0	0-0	0-0

##	Player	gp-gs	min	avg	Total		3-Point		F-Throw		Rebounds				pf	dq	a	to	blk	stl	pts	avg
					fg-fga	fg%	3fg-fga	3fg%	ft-fa	ft%	off	def	tot	avg								
05	Davon Reed	3-3	111	37.0	18-44	.409	7-23	.304	4-6	.667	0	11	11	3.7	5	0	8	9	3	2	47	15.7
00	Ja'Quan Newton	3-3	105	35.0	15-43	.349	2-7	.286	11-18	.611	3	8	11	3.7	8	0	9	10	0	2	43	14.3
11	Bruce Brown	3-3	89	29.7	12-25	.480	5-9	.556	4-9	.444	9	15	24	8.0	7	0	7	8	4	5	33	11.0
21	Kamari Murphy	3-3	99	33.0	12-20	.600	0-0	.000	2-5	.400	13	13	26	8.7	6	0	0	3	3	0	26	8.7
04	DJ Vasiljevic	3-0	55	18.3	8-19	.421	8-18	.444	0-2	.000	0	2	2	0.7	2	0	1	0	0	2	24	8.0
03	Anthony Lawrence	3-0	59	19.7	5-18	.278	1-6	.167	1-4	.250	9	5	14	4.7	5	0	3	3	1	3	12	4.0
20	Dewan Huell	3-3	43	14.3	4-9	.444	0-1	.000	0-1	.000	2	1	3	1.0	3	0	2	1	0	2	8	2.7
15	Ebuka Izundu	3-0	36	12.0	2-4	.500	0-0	.000	1-2	.500	6	7	13	4.3	8	0	0	1	4	0	5	1.7
14	Rodney Miller	2-0	3	1.5	0-0	.000	0-0	.000	0-0	.000	0	0	0	0.0	0	0	0	0	1	0	0	0.0
Team											6	4	10					1				
Total.....		3	600		76-182	.418	23-64	.359	23-47	.489	48	66	114	38.0	44	0	30	36	16	16	198	66.0
Opponents.....		3	600		71-165	.430	23-62	.371	35-46	.761	32	69	101	33.7	42	1	42	36	6	18	200	66.7

TEAM STATISTICS	UM	OPP
SCORING	198	200
Points per game	66.0	66.7
Scoring margin	-0.7	-
FIELD GOALS-ATT	76-182	71-165
Field goal pct	.418	.430
3 POINT FG-ATT	23-64	23-62
3-point FG pct	.359	.371
3-pt FG made per game	7.7	7.7
FREE THROWS-ATT	23-47	35-46
Free throw pct	.489	.761
F-Throws made per game	7.7	11.7
REBOUNDS	114	101
Rebounds per game	38.0	33.7
Rebounding margin	+4.3	-
ASSISTS	30	42
Assists per game	10.0	14.0
TURNOVERS	36	36
Turnovers per game	12.0	12.0
Turnover margin	+0.0	-
Assist/turnover ratio	0.8	1.2
STEALS	16	18
Steals per game	5.3	6.0
BLOCKS	16	6
Blocks per game	5.3	2.0
ATTENDANCE	14809	17393
Home games-Avg/Game	2-7404	1-17393
Neutral site-Avg/Game	-	0-0

Date	Opponent		Score	Att.
* 12-31-16	NC STATE	W	81-63	6837
* 01-04-17	at Syracuse	L	55-70	17393
* 01-12-17	NOTRE DAME	L	62-67	7972

^ = AdvoCare Invitational, Orlando, Fla.

@ = ACC/Big Ten Challenge

% = Hoophall Miami Invitational

* = Conference game

Score by Periods	1st	2nd	Totals
Miami	95	103	198
Opponents	94	106	200

THE STAT CREW SYSTEM
Miami Combined Team Statistics (as of Jan 12, 2017)
All games

RECORD:	OVERALL	HOME	AWAY	NEUTRAL
ALL GAMES	11-4	8-1	1-1	2-2
CONFERENCE	1-2	1-1	0-1	0-0
NON-CONFERENCE	10-2	7-0	1-0	2-2

##	Player	gp-gs	min	avg	Total		3-Point		F-Throw		Rebounds				pf	dq	a	to	blk	stl	pts	avg
					fg-fga	fg%	3fg-fga	3fg%	ft-fa	ft%	off	def	tot	avg								
00	Ja'Quan Newton	15-15	487	32.5	84-182	.462	8-25	.320	51-73	.699	13	42	55	3.7	24	0	59	49	1	18	227	15.1
05	Davon Reed	15-15	508	33.9	73-168	.435	34-90	.378	37-47	.787	7	54	61	4.1	18	0	31	32	9	19	217	14.5
11	Bruce Brown	15-11	443	29.5	55-124	.444	13-38	.342	36-52	.692	32	79	111	7.4	34	1	46	30	9	24	159	10.6
21	Kamari Murphy	15-15	423	28.2	46-88	.523	0-1	.000	18-32	.563	45	74	119	7.9	35	1	7	28	11	3	110	7.3
04	DJ Vasiljevic	15-0	274	18.3	34-87	.391	29-71	.408	7-9	.778	3	14	17	1.1	21	0	9	5	1	6	104	6.9
20	Dewan Huell	15-9	291	19.4	43-84	.512	0-1	.000	15-20	.750	27	34	61	4.1	31	0	4	13	11	7	101	6.7
03	Anthony Lawrence	15-6	352	23.5	33-79	.418	12-35	.343	19-30	.633	18	47	65	4.3	35	1	18	24	10	24	97	6.5
15	Ebuka Izundu	14-4	161	11.5	24-36	.667	0-0	.000	17-21	.810	24	23	47	3.4	31	0	2	15	16	4	65	4.6
14	Rodney Miller	9-0	41	4.6	4-7	.571	0-0	.000	3-7	.429	3	4	7	0.8	5	0	0	1	1	0	11	1.2
02	Mike Robinson	3-0	11	3.7	0-4	.000	0-3	.000	1-2	.500	1	0	1	0.3	1	0	0	1	0	1	1	0.3
35	Chris Stowell	3-0	9	3.0	0-1	.000	0-1	.000	0-0	.000	0	2	2	0.7	0	0	0	0	0	0	0	0.0
Team											24	26	50					2				
Total.....		15	3000		396-860	.460	96-265	.362	204-293	.696	197	399	596	39.7	235	3	176	200	69	106	1092	72.8
Opponents.....		15	3000		331-864	.383	86-285	.302	155-212	.731	163	320	483	32.2	264	3	165	195	46	99	903	60.2

TEAM STATISTICS	UM	OPP
SCORING	1092	903
Points per game	72.8	60.2
Scoring margin	+12.6	-
FIELD GOALS-ATT	396-860	331-864
Field goal pct	.460	.383
3 POINT FG-ATT	96-265	86-285
3-point FG pct	.362	.302
3-pt FG made per game	6.4	5.7
FREE THROWS-ATT	204-293	155-212
Free throw pct	.696	.731
F-Throws made per game	13.6	10.3
REBOUNDS	596	483
Rebounds per game	39.7	32.2
Rebounding margin	+7.5	-
ASSISTS	176	165
Assists per game	11.7	11.0
TURNOVERS	200	195
Turnovers per game	13.3	13.0
Turnover margin	-0.3	-
Assist/turnover ratio	0.9	0.8
STEALS	106	99
Steals per game	7.1	6.6
BLOCKS	69	46
Blocks per game	4.6	3.1
ATTENDANCE	63030	30954
Home games-Avg/Game	9-7003	2-10270
Neutral site-Avg/Game	-	4-2603

Date	Opponent		Score	Att.
11-11-16	WESTERN CAROLINA	w	92-43	7142
11-16-16	at North Florida	w	94-56	3148
11-19-16	PENN	w	74-62	6753
^ 11-24-16	vs Stanford	w	67-53	2436
^ 11-25-16	vs Iowa State	L	56-73	1876
^ 11-27-16	vs Florida	L	56-65	1216
@ 11-30-16	RUTGERS	w	73-61	7064
% 12-03-16	vs Wofford	w	74-57	4885
12-06-16	SOUTH CAROLINA STATE	w	82-46	6489
12-16-16	FLORIDA ATLANTIC	w	76-56	6857
12-22-16	GEORGE WASHINGTON	w	72-64	6871
12-28-16	COLUMBIA	w	78-67	7045
* 12-31-16	NC STATE	w	81-63	6837
* 01-04-17	at Syracuse	L	55-70	17393
* 01-12-17	NOTRE DAME	L	62-67	7972

^ = AdvoCare Invitational, Orlando, Fla.

@ = ACC/Big Ten Challenge

% = Hoophall Miami Invitational

* = Conference game

Score by Periods	1st	2nd	Totals
Miami	524	568	1092
Opponents	402	501	903