



CONTACT: Amy Woodruff, Assistant Communications Director
 O: (305) 284-3241 | C: (813) 410-1194
 A.Woodruff@miami.edu | @CanesHoops

2012-13 SCHEDULE

DATE	OPPONENT	TV	TIME/SCORE
Nov. 2	St. Leo (Ex.)	Canes All Access	L, 67-69
Nov. 9	Stetson	ESPN3	W, 87-79
Nov. 13	at FGCU	A-Sun TV	L, 51-63
Nov. 16	Jacksonville	FOX Sports South	W, 73-57
Nov. 24	Detroit	ESPN3	W, 77-62
Nov. 28	#13/14 Michigan State!	ESPN	W, 67-59
Dec. 1	at UMass	CBS Sports Network	W, 75-62
Dec. 14	Charlotte	FOX Sports South	W, 77-46
Dec. 18	at UCF	CBS Sports Network	W, 72-50
Diamond Head Classic, Honolulu, Hawai'i			
Dec. 23	Hawai'i	ESPNU	W, 73-58
Dec. 23	#4/5 Arizona	ESPN2	L, 69-50
Dec. 25	Indiana St.	ESPN2	L, 55-57 (OT)
Jan. 2	La Salle	FOX Sports South	W, 76-59
Jan. 5	at Georgia Tech *	ACCN / ESPN3	W, 62-49
Jan. 10	at RV/RV UNC *	ESPN / WatchESPN	W, 68-59
Jan. 13	RV/RV Maryland *	ESPNU / WatchESPN	W, 54-47
Jan. 16	at Boston College *	FOX Sports South / E3	W, 60-59
Jan. 23	No. 1/1 Duke *	ESPN / WatchESPN	W, 90-63
Jan. 27	Florida State *	ESPNU / WatchESPN	W, 71-47
Jan. 30	at Virginia Tech *	FOX Sports South / E3	W, 73-64
Feb. 2	at No. 19/19 NC State *	CBS	W, 79-78
Feb. 5	Boston College *	FOX Sports South / E3	7 p.m.
Feb. 9	North Carolina *	ESPN / WatchESPN	2 p.m.
Feb. 13	at Florida State *	ESPN/2 / WatchESPN	7 p.m.
Feb. 17	at Clemson *	ESPNU / WatchESPN	6 p.m.
Feb. 19	Virginia *	ESPNU / WatchESPN	9 p.m.
Feb. 23	at Wake Forest *	FOX Sports South / ESPN3	1 p.m.
Feb. 27	Virginia Tech *	FOX Sports South / ESPN3	7 p.m.
March 2	at Duke *	ESPN / WatchESPN	6 p.m.
March 6	Georgia Tech *	ACCN / ESPN3	9 p.m.
March 9	Clemson *	ACCN / ESPN3	2:30 p.m.

All home games are played at the BankUnited Center
 Game times are ET and subject to change
 * ACC game ! Big Ten/ACC Challenge
 All games can be heard on WQAM 560 and Canes All Access on Hurricanesports.com

UM RADIO - WQAM 560

Joe Zagacki, play-by-play Josh Darrow, analyst

SOCIAL MEDIA

Website: Hurricanesports.com
 Twitter: @CanesHoops | @CanesCoachL
 Facebook: /MiamiHurricanes | /MiamiBasketball

MIAMI DIGITAL GUIDE

Miami is not printing media guides this season.
 Instead, find the online version at the link below:
<http://theusports.com/mbbguide/pc/>



MIAMI

HURRICANES (17-3, 8-0)

NATIONAL RANKING
 8 / 11

LAST TIME OUT
 W, 79-78 at No. 19 NC State

LEADERS
Scoring per Game
 Durand Scott - 14.0
 Kenny Kadji - 13.3
Rebounds per Game
 Reggie Johnson - 9.1
Assists per Game
 Shane Larkin - 4.0

HEAD COACH
Jim Larrañaga
Overall: 507-350 (29)
At UM: 37-16 (2)

BOSTON COLLEGE

EAGLES (10-11, 2-6)

NATIONAL RANKING
 --/--

LAST TIME OUT
 W, 75-68 vs. Clemson

LEADERS
Scoring per Game
 Anderson - 16.2
 Hanlan - 13.7
Rebounds per Game
 Anderson - 8.7
Assists per Game
 Rahon - 3.8

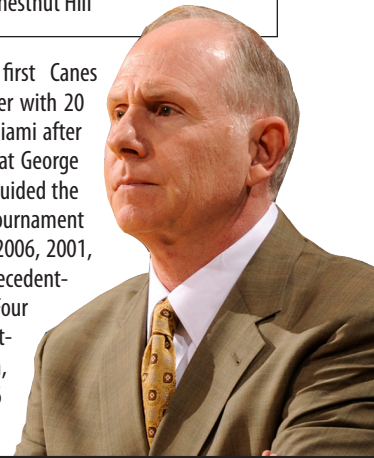
HEAD COACH
Steve Donahue
Overall: 186-184
At BC: 40-46

SETTING THE SCENE

Feb. 5, 2013 | 7 p.m.
BankUnited Center | Coral Gables, Fla.
TV: FOX Sports South | Watch ESPN | ESPN3
Radio: 560 WQAM | 90.5 WVUM | Sirius 93 | XM 91
Webcast: WQAM.com | WVUM.org

Series: Miami trails 24-16
Last Meeting: Jan. 16, 2013
 Miami won, 60-59 in Chestnut Hill

Jim Larrañaga was the first Canes coach to open his UM career with 20 wins. Larrañaga came to Miami after serving as the head coach at George Mason for 14 seasons. He guided the program to five NCAA tournament appearances (2011, 2008, 2006, 2001, 1999) – including an unprecedented run to the 2006 Final Four that captured the nation's attention. Following that run, he was selected the 2006 Clair Bee Coach of the Year.



THE GAME

With an 8-0 record in the ACC, No. 8/11 University of Miami will return to the BankUnited Center for a midweek matchup with Boston College on Feb. 5 at 7 p.m.

THE SERIES

Miami is 16-24 all-time against Boston College, with the series dating back to the 1962-63 campaign. The Canes are 8-11 against the Eagles at home, 0-2 at neutral sites and 8-11 on the road. Miami has won the last five matchups, including the Jan. 16 win in Chestnut Hill earlier this season.

THE BROADCASTS

Catch the game on RSN with Dan Bonner and Rich Waltz making the call. Affiliates for the game are: FOX Sports Carolinas, FOX Sports South, Comcast SportsNet Mid-Atlantic Plus, New England Sports Network, FOX Sports Tennessee, FOX Sports Arizona Plus, FOX Sports San Diego, FOX Sports North Plus, FS Prime Ticket, ESPN3, SUN Sports, FS Detroit Plus.

The game will also be carried live by 560 WQAM Radio with Joe Zagacki (play-by-play) and Josh Darrow, as well as Miami's student station, 90.5 WVUM.

THE COACH

Head coach Jim Larrañaga is in his 29th season as a head coach and second at Miami. He has a 507-350 overall record and is 37-16 in his second season at Miami.

THE WEATHER

Projected temperatures on game day: Coral Gables - 73/61. Chestnut Hill, Mass. - 29/21.

THE RANKINGS - RPI/SOS

As of Feb. 2, 2013 Warren Nolan: 2 / 1 Sagarin: 13 / 2 Realtime: 2 / 1 KenPom: 13

THE NOTES

On Jan. 28, the Canes jumped 11 spots in the AP Poll & entered the USA TODAY poll for the first time since December 2008. Miami is now No. 8 in the nation, tying the school's highest AP rank in history.

Miami is the first ACC school not named Duke or North Carolina to start 8-0 in conference play since Virginia in 1981, when Coach L was an assistant with the Cavaliers.

Miami's non-conference strength of schedule is No. 1 and RPI is No. 2 (Warren Nolan). According to Collegiate Basketball News RPI, the Canes' non-conference schedule strength was third-worst (345 of 347) in 2009-10, 142 in 2010-11 and 117 last season.

2012-13 ROSTER

#	Name	Pos.	Ht.	Wt.	Yr.	Hometown Previous School (s)
0	Shane Larkin	G	5-11	176	So.	Orlando, Fla. Dr. Phillips (Fla.) 19 rebounds vs. Duke and FSU ... 10 games with at least five assists ... Vs. Duke: 18 points, 10 rebounds, 5 assists, 1 steal.
1	Durand Scott	G	6-5	203	Sr.	The Bronx, N.Y. Rice 25 points, 6 reb, 4 ast vs. No. 1 Duke ... At least four assists in eight outings ... 3rd double-double was 16p/12r vs. Charlotte.
3	Steve Sorenson	G	6-0	151	Fr.	Dallas, Texas Mark's School of Texas Named all-state by Texas Association of Basketball Coaches as a senior ... TABC academic all-state.
4	Trey McKinney Jones	G	6-5	220	Sr.	Milwaukee, Wis. South Milwaukee UMKC Five of six games with 10+ points ... 17 assists in past six games ... 7 assists vs. MD ... Hit multiple 3-pointers in nine games.
10	Raphael Akpejori	F	6-10	236	Jr.	Lagos, Nigeria Sunrise Christian Academy (Kan.) 11 rebounds and six points in 7.2 minutes in ACC games ... Played 13 min. at GT, with two points and four rebounds.
12	Justin Heller	G	6-2	180	Jr.	Boca Raton, Fla. West Boca Raton Community Scored first career points vs. Charlotte on a 17-foot jumper ... Played in seven games in 2011-12, including four ACC matchups.
15	Rion Brown	G	6-6	200	Jr.	Hinesville, Ga. Liberty County Career-best 22 points from four 3-pointers in home state at GT, where his father was an All-American ... Hit multiple 3s four times.
21	Erik Swoope	F	6-6	233	Jr.	Lake Elsinore, Calif. Harvard-Westlake Season-high 23 minutes vs. La Salle: 4 points, 4 rebounds ... Was 3-3 vs. JU on his way to 7 points ... 2 steals and 2 monster dunks vs. JU.
23	Tonye Jekiri	C	7-0	227	Fr.	Hialeah, Fla. Champagnat Catholic School 1.9 rebounds per game in ACC play, 1.3 overall ... Two points, two rebounds at GT ... Moved into UM's top 8 players with 7.4 mpg in ACC.
25	Garrus Adams	G	6-6	195	Sr.	Apex, N.C. Middle Creek Out with right knee injury ... In 19 games last year, averaged 4.5 points, 2.1 rebounds, 0.9 assists and 0.6 steals in 16.9 minutes per game.
35	Kenny Kadji	F/C	6-11	242	Sr.	Douala, Cameroon Pendleton IMG Academy Florida Multiple blocked shots in 9 games... 13.9 pts, 7.6 reb, 1.9 blocks during R. Johnson injury ... 10+ points in 11-straight games and 17 overall.
42	Reggie Johnson	C	6-10	292	Sr.	Winston-Salem, N.C. Winston-Salem Prep Returned from left thumb fracture Jan. 23 vs. No. 1 Duke ... 18 reb in past 2 games ... 15 points at NC State, including tip in at buzzer for win.
45	Julian Gamble	F/C	6-10	250	Sr.	Durham, N.C. Southern Durham 12 blocks in last four games ... 16 pts, 4 reb, 2 stl, 1 ast, 4-4 FT at NC State ... 8.9 pts, 7.5 reb, 27.0 min. during R. Johnson injury.

LARRAÑAGA BY THE NUMBERS

1 - Coach Jim Larrañaga is the only ACC coach not at UNC or Duke with a Final Four appearance to his credit.

4 - In 2006, Coach Jim Larrañaga became the first coach at a mid-major school to take his team to the NCAA Final Four in 27 years.

7 - Larrañaga is no stranger to the ACC. In his seven seasons as an assistant coach at Virginia, the Cavaliers participated in the NCAA Final Four in 1981 and 1984, won three ACC Championships and finished in the Top 5 of the AP rankings.

13 - Larrañaga has made 13 postseason appearances in the past 23 years, including five NCAA tournaments.

29 - Larrañaga is in his 29th year as a head coach and has successfully transitioned two institutions into successful programs: Bowling Green and George Mason.

LARRAÑAGA - WHY MIAMI?

Along with returning to the best basketball conference in the country, Coach L had a few personal reasons for accepting the head coaching job at Miami. Coach's grandfather was from Cuba, where he produced the Larrañaga [lare-en-YAH-ga] cigar. Coach's father was raised in Key West before moving to The Bronx, N.Y., getting married and raising six children. Coach L was raised in The Bronx, but vacationed to Florida as a boy. He also has owned a house in Sarasota - which he bought from Dick Vitale's daughter - for eight years, and three of his siblings have retired to Florida.

COACH L'S FIRST SEASON AT MIAMI

- Most ACC wins since joining the conference
- Tied for fourth in ACC, the highest ACC finish in school history
- Defeated eventual No. 2 & No. 3 NCAA tournament seeds Duke & FSU
- Notched Miami's first win at Cameron Indoor Stadium

COACH L'S SECOND SEASON AT MIAMI

- Defeated No. 1 Duke, 90-63, in Coral Gables
- Defeated No. 13/14 Michigan State in ACC/Big Ten Challenge
- Defeated RV/RV North Carolina at the Dean Smith Center
- Ranked No. 14/15 on Jan. 28, 2013

MIAMI VS. RANKED OPPONENTS

Overall vs. top 25 ranked opponents	47-128
Home	32-49
at BankUnited Center	13-17
Away	13-60
Neutral	2-19

UNDER COACH JIM LARRAÑAGA

Overall vs. top 25 ranked opponents	5-7
ACC regular season opponents	4-4
Home (ACC)	3-2 (2-1)
Away (ACC)	2-3 (2-3)
Neutral	0-2

UM VS. RANKED ACC OPPONENTS SINCE JOINING ACC (2004-05)

Overall	18-28
Home	11-14
Away	5-16
Tournament	1-4

MIAMI WHEN RANKED IN TOP 15

Vs. top 25 teams	2-1
3/5/99 No. 9/10 Miami vs. No. 10/11 St. John's	L, 62-59
2/2/02 No. 12/11 Miami vs. No. 17/22 Connecticut	W, 68-66
2/2/13 No. 14/15 Miami at No. 19/19 NC State	W, 79-78

ON THIS DATE

One year ago today, Miami's junior center Reggie Johnson scored 27 points and grabbed 12 rebounds in UM's first-ever win at Cameron Indoor Stadium, a 78-74 overtime win for the Canes.

Miami is 14-7 all-time and 6-1 in conference action when playing games on Feb. 5. UM has won six-straight games on Feb. 5, including three-straight overtime ACC victories.

PRONUNCIATIONS

Players

1 Durand	dur-RAND
10 Akpejori	AHK-peh-jour-ee
15 Rion	Ryan
23 Tonye Jekiri	Tone-yay Jah-KEER-EE
25 Garrus Adams	GARY-us
21 Swoope	Swope
35 Kadji	KAHD-gee

Coaches

Larrañaga	LARE-uh-NAY-guh
Huger	HUE-gur
Caputo	Ca-poo-toe
Summey	Some-EE

CLASS BREAKDOWN

Seniors

Garrus Adams, Julian Gamble, Reggie Johnson, Kenny Kadji, Trey McKinney Jones, Durand Scott

Juniors

Raphael Akpejori, Rion Brown, Justin Heller, Erik Swoope

Sophomore

Shane Larkin

Freshmen

Tonye Jekiri, Steve Sorenson

GEOGRAPHIC BREAKDOWN

CAMERON

Douala Kenny Kadji

NIGERIA

Lagos Raphael Akpejori

UNITED STATES

California Erik Swoope

Florida

Justin Heller, Shane Larkin, Tonye Jekiri

Georgia

Rion Brown

New York

Durand Scott

North Carolina

Garrus Adams, Julian Gamble, Reggie Johnson

Texas

Steve Sorenson

Wisconsin

Trey McKinney Jones

2012-13 ACC STANDINGS

As of Feb. 2, 2012

Miami	8-0	1.000	17-3	.850
Duke	6-2	.750	19-2	.905
Virginia	5-2	.714	15-5	.750
North Carolina	5-3	.625	15-6	.714
NC State	5-4	.556	16-6	.727
Florida State	4-4	.500	12-9	.571
Maryland	4-5	.444	16-6	.727
Clemson	4-5	.444	12-9	.571
Wake Forest	3-6	.333	10-11	.476
Virginia Tech	2-6	.250	11-10	.524
Boston College	2-6	.250	10-11	.476
Georgia Tech	1-6	.143	11-8	.579

AWARDS IN 2012-13

Durand Scott

ACC Player of the Week - Dec. 17
ACC Player of the Week - Jan. 28

Shane Larkin

Bob Cousy Award nominee
Oscar Robertson National Player of the Week - Feb. 4
ACC Player of the Week - Feb. 4

Coach Larranaga

Dick Vitale Coach of the Week - Jan. 28

SERIES INFORMATION

Overall	Boston College leads 24-16
Games at Miami	BC Leads 11-8
Games at Chestnut Hill	BC Leads 11-8
Games on neutral courts	BC Leads 2-0
Current streak	Miami won 5
Last meeting	1/16/13 – UM, 60-59
Larranaga at UM vs. Boston College	3-0

DID YOU KNOW

The Hurricanes have made at least one trey in 820 of 824 games since the NCAA adopted the 3-point shot in 1986.

Miami has held 677 of its last 678 opponents to less than 100 points. UNC was the last team to score 100+, defeating UM 105-64 on Jan. 31, 2007.

Miami boasts five players 6-foot-10 or taller, and five players at 6-6 or 6-5.

27 of 28 Miami Hurricane basketball players have graduated from UM during the last eight years.

Miami basketball ranks 80th-90th percentile in NCAA men's basketball with a 980 APR (academic progress rate).

In 2008 & 2009, Jack McClinton was named first team All-ACC & named to the ACC's All-Academic Team.

Six-time NBA All Star Amar'e Stoudemire recently enrolled at UM and is taking classes to earn his bachelor's degree.

Shane Larkin was named to the ACC All-Freshman Team in 2011-12.

Coach L led the George Mason Patriots to the Final Four with big wins over some of basketball's elite teams such as Michigan State, UNC, and UConn. He was the first coach to take a mid-major to a Final Four in 27 years when his team advanced in 2006.

Miami is one of only three schools in the country sponsored by Nike's LeBron brand.

The Canes have averaged 20+ wins in each of the last five seasons.

Coach L became the first Miami Coach to win 20 games in his first season at The U.

Over 90 percent of Miami Hurricane basketball games were televised last season, including every ACC contest.

Five of the last 12 National Championship teams have been from the ACC.

Three Canes earned all-ACC honors last season, Shane Larkin (freshman), Kenny Kadji, (third) Durand Scott (H.M.).

Summer at the U include competitive pickup games and workouts alongside such players as Carlos Boozer, Chris Bosh, Kevin Durant, Kyrie Irving, Joe Johnson, Chris Paul, and LeBron James.

Former Cane Rick Barry was named one of the Greatest Players in NBA History.

Miami native and former Cane James Jones won the 2010-2011 NBA All-Star Weekend 3-Point Contest and the NBA Championship in the 2011-2012 season.

UM is in its ninth season in the ACC.

UM has played in the postseason 13 of the past 18 years, five of which were in the NCAA Tournament.

The Hurricanes have advanced to the post-season six times in eight seasons, with five NIT appearances and one NCAA appearance.

In 14 years at George Mason, Larranaga led the Patriots to five NCAA Tournament appearances (2011, 2008, 2006, 2001, 1999), including the 2006 Final Four.

CANES DEFEND HOME COURT

The Hurricanes are 9-0 at the BankUnited Center in 2012-13 and are 116-47 overall in the BUC. The Hurricanes have notched double-digit home wins at the BankUnited in five-straight seasons and eight times in nine full seasons calling the arena home.

HOME COURT ADVANTAGE

Miami has shot better than 42 percent from the field in eight of its nine home games, shooting a season-high 59.0 percent vs. Jacksonville. The Canes shot 56.9 percent against No. 1 Duke, hitting 58.6 percent in the first half and 55.2 percent in the second. Miami was consistent vs. Detroit hitting 14-27 shots (51.9 %) in both the first and second halves. The Canes have shot better than 60 percent in two home second halves, with 63.6 percent vs. SU and 62.5 percent vs. JU.

CANES AT HOME IN THE ACC

Miami is on a six-game home ACC winning streak, dating back to last season. The Canes have defeated Wake Forest, Florida State, Boston College, Maryland, Duke and Florida State at the BankUnited Center in that span. Miami's last home ACC loss was Feb. 15, 2012, when North Carolina defeated the Canes 73-64. Coach L is 17-7 overall in ACC play at Miami, including 9-2 at home and 8-5 on the road. Miami was 6-2 at the BUC in league play last year.

SELLING OUT THE BANKUNITED CENTER

Miami posted capacity crowds of 7,972 fans in wins over Florida State (1/27) and No. 1 Duke (1/23), the first time in program history that there have been back-to-back sellouts at the BankUnited Center.

Date	Opponent	Total
01/27/13	Florida State	7,972
01/23/13	Duke	7,972
02/13/11	Duke	7,972
02/26/12	Florida State	7,261
02/15/09	North Carolina	7,200
01/31/10	Virginia Tech	7,189
02/15/12	North Carolina	7,071
Opening night		
01/04/03	North Carolina	6,826

FIRSTS IN MIAMI BASKETBALL HISTORY

Miami basketball has encountered many "firsts" under Coach L.

- 2012-13**
- Defeated a No. 1 team (Duke).
- Ranked No. 8, tying the school's highest AP rank.
- Defeated all three teams in The Triangle: UNC, Duke and NC State.
- Defeated three teams in the Top 20 since joining the ACC. The last time was in 1999-00.
- Won at NC State in Raleigh.
- Defeated Duke twice within 12 months.
- 8-0 start in conference play.
- Ranked in top-15 since joining the ACC.
- One win shy of tying school-best nine ACC victories.
- Three capacity crowds: vs. Duke, FSU and UNC.
- Students camped out for a game (Duke) more than four hours before tipoff. Then did it again for game vs. Florida State.
- 2011-12**
- Most ACC wins since joining the conference.
- Tied for fourth in ACC, the highest ACC finish in school history.
- Notched Miami's first win at Cameron Indoor Stadium.

CANES NUMBERS AGAINST RANKED TEAMS

In four games against ranked teams, Miami is 3-1 with wins over No. 13/14 Michigan State, No. 1 Duke and at No. 19 NC State, and a loss in Honolulu to No. 4/5 Arizona. **See the complete stat sheet on page 9 of the notes.**

In those four games, Durand Scott is averaging 18.3 points, 4.5 rebounds and 2.3 assists per game while shooting 55.6 percent from the floor and 41.7 percent from distance. Kenny Kadji has 14.5 points, 4.5 rebounds and 1.0 blocks while shooting 59.5 percent from the field. Shane Larkin is averaging 14.0 points, 4.0 rebounds, 3.8 assists and 4.0 steals while shooting 52.4 percent from the field and 42.9 from distance. Reggie Johnson has 9.0 points and 8.0 rebounds in his three games (MSU, Duke and NC State).

MIAMI DEFEATS THE NORTH CAROLINA TRIANGLE

For the first time in history, Miami has defeated all three teams in The Triangle - North Carolina, Duke and North Carolina State. In 2008, Miami downed both Duke and NC State, but couldn't topple UNC. The Canes have defeated the three teams by a total of 37 points, this season. In Miami's nine previous wins over teams in The Triangle, the Canes outscored those teams by a total of 58 points.

Opponent	Date	UM	Score	Location
Duke	12/21/62	W	71-69	H
UNC	1/4/03	W	64-61 (OT)	H
NC ST	1/9/05	W	67-66	H
UNC	1/14/06	W	81-70	A
NC ST	2/10/07	W	80-65	H
Duke	2/20/08	W	96-95	H
NC ST	3/13/08	W	63-50	N
NC ST	3/7/09	W	72-64	H
Duke	2/5/12	W	78-74 (OT)	A
UNC	1/10/13	W	68-59	A
Duke	1/23/13	W	90-63	H
NC ST	2/2/13	W	79-78	A

MIAMI VS. THE ACC IN THE COACH L ERA

After defeating NC State on Feb. 2, Miami has defeated all but one ACC opponent at least once in the Coach L era, still playing for a win against Virginia. Miami plays UVA Feb. 19 in Coral Gables. UM lost once on the road to Virginia last season.

In his first season at UM, Coach Larranaga and the Canes defeated eight of their 11 ACC opponents at least once. Coach L added two more teams this season, downing both UNC and NC State on their home courts. Last season Miami beat Boston College in both meetings, and downed five teams in their sole matchup - Clemson, Duke, Virginia Tech, Georgia Tech and Wake Forest. UM split games with Maryland and Florida State, but lost to North Carolina (twice), NC State (twice) and Virginia.

CANES IN THE TOP 15

WEEK	AP POLL	USA TODAY/ESPN 1997-2013	UPI POLL (1960-97)
2/4/13	8th (1,132 pts)	—	11 (485 pts)
3/1/60	8th (7 first place votes)	—	—
2/24/60	9th (2 first place votes)	—	—
3/1/99	9th (1230 pts)	10th (473 pts)	—
3/8/99	10th (1089 pts)	12th (444 pts)	—
2/10/60	10th	—	—
2/16/60	10th (3 first place votes)	—	—
1960 Final	10th	—	—
1/19/60	11th	—	—
1/27/60	11th	—	—
2/22/99	11th (1056 pts)	13th (382 pts)	—
2/4/02	12th (736 pts)	11th (344 pts)	—
2/11/02	13th (728 pts)	11th (419 pts)	—
1/5/60	14th	—	—
1999 Final	No Poll	—	T12th (296 pts)

CANES IN THE TOP 25 SINCE JOINING ACC (2004-05)

Week	AP	USA TODAY/ESPN
2007-08		
12/17/07	22 (274 pts)	22 (98 pts)
12/24/07	19 (443 pts)	19 (188 pts)
1/7/08	25 (85 pts)	RV (21pts-27)
1/14/08	21 (286 pts)	24 (84 pts)
2008-09		
Preseason	17 (570 pts)	16 (233 pts)
11/17/08	17 (591 pts)	16 (238 pts)
11/24/08	22 (272 pts)	21 (146 pts)
12/1/08	21 (309 pts)	22 (158 pts)
12/8/08	RV (63 pts-29th)	25 (69 pts)
2009-10		
1/11/10	23 (189 pts)	RV (8 pts-35th)
2012-13		
1/21/13	25 (93 pts)	RV (49 pts)
1/28/13	14 (894 pts)	15 (326 pts)
2/4/13	8 (1,132 pts)	11 (485 pts)

PLAYER TRENDS

LARKIN ACC AND NATIONAL PLAYER OF THE WEEK

Sophomore Shane Larkin has earned Oscar Robertson National Player of the Week by the USBWA and ACC Player of the Week honors after leading the Canes to a pair of conference road wins against Virginia Tech and No. 19 NC State.

The sophomore averaged 19.0 points, 4.0 assists, 4.0 steals, 3.0 rebounds and 1.0 blocks in 38.5 minutes per game for the No. 14/15 Miami Hurricanes. Larkin hit 60.9 percent (14-23) from the field and hit 7-15 (46.7%) from distance in his two outings.

At Virginia Tech, Larkin had 25 points, hitting a career-high five 3-pointers. At 5-11, Larkin used his 43-inch vertical to block back-to-back Hokie shots, his first-ever game with a pair of swats. The sophomore played all 40 minutes for Miami, tallying a trio of rebounds, assists and steals.

Against No. 19/19 NC State, Larkin notched five steals and five assists while pulling down three rebounds. He recorded 13 points, hitting 55.6 percent from the field, including a pair of 3-pointers.

RAPHAEL AKPEJIORI

• Played more than six minutes in five of his last eight outings after beginning the season only playing 11 minutes total in four games.

• Grabbed a rebound in all but four of his 12 appearances.

RION BROWN

• Scored in double digits twice this year.

• Shot better than 43 percent from the field six times, including 81.8 percent (9-11) at Georgia Tech.

• Hit multiple 3-pointers four times.

• Dished out an assist 12 times and started the season with six-straight games with a handout.

JULIAN GAMBLE

• Opened the season a perfect 4-4 from the field in his first game back from knee surgery.

• In the 14 games he has started, is averaging 8.6 points, 6.5 rebounds and 2.5 blocks in 25.1 minutes. In the other six games, Gamble 4as posted 2.3 points, 1.7 rebounds and 0.3 blocks in 10.5 minutes.

• Recorded one double-double this season and missed his second with 11 points and nine rebounds against Indiana State.

• Scored in double digits four times.

• Made at least 40 percent of his shots from the field in 14 games.

• Grabbed at least five rebounds in 11 games and in 10 of the last 12 outings.

• Has more or equal offensive rebounds than defensive rebounds in five games.

• Blocked a shot in 10 straight games and 14 total games. He has recorded multiple blocks 11 times and at least four blocks four times.

• One of six Hurricanes to pull down double-digit rebounds in a game (Larkin, Kadji, Johnson, Gamble, Scott, McKinney Jones).

TONYE JEKIRI

• Played at least six minutes in 14 of his 18 games.

• Hit a free throw against Florida Gulf Coast for his first career point. He also grabbed his first two rebounds that night.

• Recorded his first field goal at UCF.

• Pulled down a rebound in 13 games, including eight-straight appearances.

REGGIE JOHNSON

• Recorded four double-doubles in 11 games played this season.

• Scored in double digits five times, including 22 points in the season opener against Stetson.

• Grabbed at least nine rebounds in all but five games.

• Dished out an assist in seven of 11 games.

• Blocked a shot in eight games, and recorded at least three blocked shots in three outings.

• One of six Hurricanes to pull down double-digit rebounds in a game (Larkin, Kadji, Johnson, Gamble, Scott, McKinney Jones).

KENNY KADJI

• Recorded four double-doubles this season and missed a double-double by either one or two rebounds in three outings.

• Scored in double digits in 11-straight games and in 17 games total.

• Shot better than 45 percent from the field in 10 outings, and better than 40 percent from distance seven times, including 3-of-3 vs. Charlotte.

• Hit multiple 3-pointers in seven games, and in four of last seven outings. He has hit a three in all but five games.

• Grabbed at least five rebounds in 15 games, including 12 of the last 15 outings. He has recorded more or equal offensive rebounds than defensive rebounds in five games.

• Dished out an assist 10 times.

• Blocked a shot in all but four games and in eight of last 10 games. He has multiple blocks in nine games and at least three in three outings.

• One of six Hurricanes to pull down double-digit rebounds in a game (Larkin, Kadji, Johnson, Gamble, Scott, McKinney Jones).

SHANE LARKIN

• Has a steal in every game but the season opener, and has multiple steals in 13 games. Has three or more steals in eight games.

• Dished out three or more assists in 16 games, five or more 10 times.

• Even as a 5-10 point guard, Shane Larkin has grabbed at least four rebounds in 12 games.

• Recorded a 3-pointer in all but two games and multiple threes in 11 games. Hit 5-of-10 threes at Virginia Tech.

• Shot 50 percent for better from the field in 10 games.

TREY MCKINNEY JONES

• Scored in double digits in five of six straight games and in 12 total games.

• Shot better than 45 percent from the field in eight games and better than 32 percent from distance in 12 outings.

• Hit multiple 3-pointers in nine games.

• Leads the team with his 86.3 percent clip at the free throw line. He has been perfect from the line in 10 outings, topped with 7-of-7 at Hawai'i and 6-of-6 vs. Jacksonville.

• One of six Hurricanes to pull down double-digit rebounds in a game (Larkin, Kadji, Johnson, Gamble, Scott, McKinney Jones).

• Grabbed at least four rebounds in 10 outings.

• Dished out an assist in all but three games, multiple assists in 11 games and set a career high mark of seven against Maryland.

DURAND SCOTT

• Has scored 10 or more points in 75 of his last 90 games and his 1,455 career points are tops among active ACC players.

• Shot 50 percent for better from the field in nine games.

• Hit multiple free throws in 11 games.

• At least three assists in 10 games and at least four in eight outings.

• Recorded multiple steals in 11 games.

• Started the season with eight of nine games scoring 15 points or more.

• One of six Hurricanes to pull down double-digit rebounds in a game (Larkin, Kadji, Johnson, Gamble, Scott, McKinney Jones).

ERIK SWOOPE

• Played at least five minutes in eight of his 13 games.

• Grabbed four rebounds three times this season and has pulled down at least one rebound in seven of 14 outings.

• Perfect 3-of-3 from the field against Jacksonville, scoring seven points in 16 minutes.

• Hit his only three-point attempt, which was at UCF.

CANES IN THE NCAA TOURNAMENT

Season	Coach	Overall	Conf.	Record
1959-60	Bruce Hale	23-4		0-1
1997-98	Leonard Hamilton	18-10	11-7	0-1
1998-99	Leonard Hamilton	23-7	15-3	1-1
1999-00	Leonard Hamilton	23-11	13-3	2-1
2001-02	Perry Clark	24-8	10-6	0-1
2007-08	Frank Haith	23-11	8-8	1-1

20-WIN SEASONS AT MIAMI

Season	Coach	Overall	Conf.	W-L	Postseason
1946-47	Hart Morris	20-7			
1959-60	Bruce Hale	23-4			NCAA
1960-61	Bruce Hale	20-7			NIT
1962-63	Bruce Hale	23-5			NIT
1963-64	Bruce Hale	20-7			NIT
1964-65	Bruce Hale	22-4			
1998-99	Leonard Hamilton	23-7	BIG EAST	15-3	NCAA
1999-00	Leonard Hamilton	23-11	BIG EAST	13-3	NCAA
2001-02	Perry Clark	24-8	BIG EAST	10-6	NCAA
2007-08	Frank Haith	23-11	ACC	8-8	NCAA
2009-10	Frank Haith	20-13	ACC	4-12	
2010-11	Frank Haith	21-15	ACC	6-10	NIT
2011-12	Jim Larrañaga	20-13	ACC	9-7	NIT

FIRSTS UNDER JIM LARRAÑAGA

First game: Nov. 11, 2011 vs. Tennessee Tech. W, 69-58.

First starting lineup: Malcolm Grant, Durand Scott, Garrius Adams, Erik Swoope, Kenny Kadji.

First opening tip: Miami – Kenny Kadji.

First UM FG: 18:38, Durand Scott, 3-pointer.

First lead: 18:38, 3-0.

First halftime score: Tennessee Tech 32, Miami 27.

First win: Nov. 11, 2011. Miami 69, Tennessee Tech 58.

Attendance at first game: 3,600.

First loss: Nov. 25, 2011 at Ole Miss, 64-61 (OT).

First road win: Dec. 22, 2011 at Charlotte, 76-61.

First ACC game: Jan. 7, 2012 at Virginia, L, 52-51.

First ACC win: Jan. 18, 2012 vs. Clemson, 76-73.

**JIM LARRAÑAGA = PROGRAM CHANGER
In Coach L's 14 Seasons at George Mason ...**

- .626 winning percentage
- 13 straight winning seasons
- A Final Four appearance
- 5 trips to the NCAA tournament
- 9 postseason appearances
- First national ranking
- First appearance in Top 10
- First wins over Top 10 teams
- Winningest coach in league history

Seven Seasons before Coach L at GMU...

- .340 winning percentage
- 7 straight losing seasons
- 0 postseason appearances
- Worst team in the CAA

WEIGHT ROOM GAINS

UM has made great strides in the weight room since the arrival of Coach Jim Larrañaga and strength & conditioning coach Jim Krumpos. When Krumpos first arrived at Miami in the spring of 2011, the team bench pressed an average of 231 pounds. By the fall of 2011, that number jumped to 257 lbs, and in the fall of 2012, the Canes are benching 270. In the vertical jump, the players averaged 32.4 inches in the spring of 2011, 34.4 inches in the fall of 2011 and are now at 35 inches. The team also averages 270 lbs. in the front squat. Some impressive individual numbers include: Bishop Daniels gained six inches on his vertical jump; Kenny Kadji lost 20 pounds and gained strength; Erik Swoope benches 340 pounds.

MIAMI'S 2012-13 RECORD WHEN...

Record	Overall	ACC
All games	17-3	8-0
Home	9-0	3-0
Away	8-1	5-0
Neutral	0-2	

November	4-1	
December	4-2	
January	8-0	7-0
February	1-0	1-0
March		
April		

Vs. Top 10 opponents	1-1
Vs. Top 25 opponents	3-1
Vs. RV opponents	2-0
Vs. teams over .500 on game day	15-2
Vs. teams under .500 on game day	0-1
Vs. teams at .500 on game day	2-0
While UM is in the top 25	4-0
While UM is RV (only)	6-2
In overtime games	0-1

Leading at halftime	10-1
Trailing at halftime	6-2
Tied at halftime	1-0
Single overtime	0-1
Double overtime	--
Leading with 2:00 left in regulation	15-1
Trailing with 2:00 left in regulation	2-2
Tied with 2:00 left in regulation	--

UM shoots 50% or better from field	4-0
UM shoots 40-49% from field	12-0
UM shoots under 40% from field	1-3
Opp. shoots 50% or better from field	1-0
Opp. shoots 40-49% from field	6-2
Opp. shoots under 40% from field	9-1
UM shoots 70% or better from the line	6-0
UM shoots less than 70% from the line	11-3

UM has more 3-point FGs	9-1
UM has fewer 3-point FGs	8-2
3-point FGs are even	--

Four or more Canes in double figures	10-0
Three Canes score in double figures	6-2
Two or less Canes score in double figures	1-1

UM outrebounds opponent	12-1
Opp. outrebounds UM	5-2
Tied in rebounds	--
UM records 10 or more steals	3-1
UM records 15 or more assists	5-0
UM commits less than 15 turnovers	15-2
UM commits 15 or more turnovers	2-1
UM commits less turnovers than opp.	9-3
UM commits more turnovers than opp.	6-0
Tied in turnovers	2-0

UM scores 59 points or less	1-3
UM scores between 60-69 points	4-0
UM scores between 70-79 points	10-0
UM scores between 80-89 points	1-0
UM scores between 90-99 points	1-0
UM scores 100 or more points	--

Playing during the afternoon	4-1
Playing in the evening (5 p.m. or later)	13-2
Games decided by three points or less	2-1
Games decided by four to 10 points	5-0
Games decided by 11-20 points	6-2
Games decided by more than 20 points	4-0

MIAMI LEADS ACC WITH 8-0 RECORD

Miami leads the ACC with a 8-0 mark in the league, the best start for an ACC team in conference play since Duke was 10-0 to begin the 2007-08 campaign.

Miami is the first team not named Duke or North Carolina to start 8-0 in conference since Virginia in 1981, when Coach L was an assistant with the Cavaliers.

This is the first time the Canes have started conference play 8-0 since joining a league in 1991. UM was independent until the 1991-92 season, when the Canes joined the BIG EAST.

CANES IN THE POLLS

On Jan. 28, Miami made a historic climb in the national polls jumping 11 spots in the AP Poll and entering the USA TODAY poll for the first time since December 2008, posting a No. 14/15 ranking. According to the Associated Press, Miami's climb in the AP Poll was tied for the second-largest since the poll expanded to 25 teams in 1989-90. Arizona holds the record for the biggest rise, jumping 15 spots in November 1995. Miami's late-January rise is the second-latest behind UConn's +12 jump in March of 2011 after winning the BIG EAST Tournament.

Miami is now No. 8/11, tying the school's highest rank in the AP and one spot shy of the USA TODAY record. Miami's highest AP rank was No. 8, on March 1, 1960 and highest USA TODAY rank is No. 10 on March 1, 1999.

MIAMI DURING THE CURRENT 9-GAME WINNING STREAK

• UM is currently riding a nine-game winning streak. *See the complete stat sheet on page 9 of the notes.*

• Miami's last nine-game winning streak was in 2007-08, when the Canes started the season 12-0. UM went on to a 23-11 record and an appearance in the NCAA tournament.

• The Canes have won five road games, all against ACC opponents. • Miami has outrebounded six of nine opponents, posting a +3.9 margin. UM posted +12 against FSU and +8 against Duke.

• UM has trailed at the half in five games, including being down by six points vs. La Salle and at NC State, three at VT and by two points at UNC and BC.

• Miami has outshot its opponents 45.4 percent to 37.8 percent from the field. • UM has made 1.6 more 3-pointers (7.2-5.6) per game.

• The Canes have posted 6.9 steals and 5.8 blocks per game, compared to 5.3 spg and 3.0 bpg by the opponents.

• Miami has outscored its opponents 353-273 in the second half.

• Four players are averaging at least 10 points and four Canes have at least 5.2 rebounds per night.

• Kenny Kadji leads the way with 15.0 points. Reggie Johnson has 7.3 rebounds in his four of nine outings during the streak.

MIAMI QUICK HITS

• Coach L is 17-7 overall in ACC play at Miami, including 9-2 at home and 8-5 on the road. He is 1-1 in the ACC Tournament and 1-1 in the NIT. His head coaching career also includes a 14 years at George Mason (1997-2011), an 11-year stint at Bowling Green (1987-97) and two seasons at American International (1977-79).

• The Canes defense is holding opponents to less than 60 points per game (58.2) in ACC play. Overall, Miami has held 12 teams to less than 60 points this season, including seven of the last 10 opponents (Duke scored 63 and VT notched 64). In Larrañaga's two-year tenure, UM has held 24 teams to less than 60 points.

• Miami has trailed in 14 of its 17 wins, including a 12-point deficit at Virginia Tech late in the first half.

• Miami has outscored its opponents 614-506 in the paint, topping out at 50 at NC State.

• Miami has made more 3-pointers than its opponent in 11 of 20 games this season. In 2011-12, UM tied or hit more from distance in 26 of 33 games.

• Miami has shot better than 45 percent from the floor in 22 halves this season and overall in 13 games.

• Only 14 opponents - three this season - have shot 45 percent or better from the floor against UM since Jim Larrañaga became the head coach.

• Miami has held 24 opponents (8 ACC) to less than 60 points since Larrañaga arrived.

• The Canes have held 32 opponents to less than 41 percent from the field under Coach L, including 14 of 20 this season. This season four opponents have not shot 31 percent, including No. 1 Duke.

MIAMI'S LARGEST IN 2012-13

Lead	34 vs. Duke, 1/23
Deficit	26 vs. Arizona, 12/23
Margin of Victory	31 vs. Charlotte, 12/14
Margin of Defeat	19 vs. Arizona, 12/23
Halftime Lead	23 vs. Duke, 1/23
Halftime Deficit	12 vs. Arizona, 12/23
Deficit in Win	12 at Virginia Tech, 1/30
Halftime Deficit in Win	6 vs. La Salle, 1/2
Lead in Loss	10 at FGCU, 11/13
Halftime Lead in Loss	2, vs. Indiana State, 12/25

DOUBLE-DOUBLES in 2012-13

Julian Gamble			
12/22/12	vs. Hawai'i	16 p	13 r

Reggie Johnson			
11/09/12	vs. Stetson	22 p	11 r
11/28/12	vs. Michigan St.	10 p	11 r
12/01/12	at UMass	19 p	13 r
12/18/12	at UCF	16 p	13 r

Kenny Kadji			
11/09/12	vs. Stetson	12 p	12 r
11/24/12	vs. Detroit	14 p	11 r
01/02/13	vs. La Salle	14 p	11 r
01/05/13	at Georgia Tech	11 p	14 r

Shane Larkin			
1/23/13	vs. Duke	18 p	10 r

Durand Scott			
12/14/12	vs. Charlotte	16 p	12 r

20-POINT GAMES IN 2012-13

27	Shane Larkin	11/16/12	vs. Jacksonville
25	Shane Larkin	1/30/13	at Virginia Tech
25	Durand Scott	01/23/13	vs. Duke
22	Kenny Kadji	01/23/13	vs. Duke
22	Reggie Johnson	11/09/12	vs. Stetson
22	Rion Brown	01/05/13	at Georgia Tech
20	Durand Scott	12/22/12	at Hawai'i

AT THE BANKUNITED CENTER (BUC)

Year	Season	Cumulative
2002-03*	4-5	
2003-04	10-8	14-13
2004-05	11-5	25-18
2005-06	11-5	36-23
2006-07	8-7	44-30
2007-08	14-2	58-32
2008-09	12-4	70-36
2009-10	12-4	82-40
2010-11	13-4	95-44
2011-12	12-3	107-47
2012-13	9-0	116-47

OVERALL ACC RECORD IN BUC 111-48

*Opening Day at the BankUnited Center
Jan. 4, 2003 vs. North Carolina, W,OT 64-61

LED (TIED) THE TEAM IN....

	Points	Rebounds	Assists	Steals	Blocks
Akpejori	-	-	-	(1)	-
Daniels	-	-	-	1 (1)	-
Brown	1	1	-	-	(1)
Gamble	-	2 (1)	-	(1)	5 (4)
Jekiri	-	-	-	-	1
Johnson	2	6	-	(1)	3 (1)
Kadji	5	4 (2)	-	1 (1)	5 (5)
Larkin	3 (2)	2 (1)	12 (3)	5 (9)	-
McKinney Jones	2	1	2	2 (1)	-
Scott	5 (2)	1 (1)	3 (2)	2 (5)	-
Swoope	-	-	-	-	(1)

MBB INKS BURNETT AND REED TO NLI

Jim Larrañaga has announced the signing of Deandre Burnett and Davon Reed to National Letters of Intent, on Nov. 20.

Burnett is a 2012 Parade All-American, one of only two players from the state of Florida and one of five Atlantic Coast Conference recruits to earn the honor. Originally from Florida, Burnett is currently attending Massanutten Military Academy (Va.).

At 6-1, 190 pounds, the shooting guard averaged 36.2 points, six rebounds and four assists per game as a senior at Carol City High School in Miami Gardens, Fla. The fourth leading scorer in the nation notched 45 points three times in his final prep season, earning first team Miami-Dade County honors as a junior while leading the Chiefs to an 18-4 record. He has averaged more than 20 points per game since his sophomore campaign.

Burnett played AAU ball for Team U and is touted for his ability to attack the basket in transition, score through contact and pressure the ball full court.

Burnett chose Miami over offers from Virginia, Mississippi, South Carolina, La Salle, FAU, Georgia Southern, FIU and Stetson. He is Larrañaga's third signee from the state of Florida, joining current Hurricanes sophomore Shane Larkin (Dr. Phillips) and freshman Tonye Jekiri (Champagnat).

Reed, a native of Princeton, N.J., is a four-star swingman listed as a Top 100 player (No. 97) by Rivals.com and No. 78 in the Class of 2013 by ESPN. He is the third-best talent in New Jersey and 18th best nationally at the shooting guard position, according to ESPN.com and Rivals ranks him as 24th among shooting guards.

He is a 6-6, 195-pound guard who averaged 27 points and nine rebounds per game for Princeton Day School (N.J.) last season. He enters his senior season with 1,473 points in 78 career games, an 18.9 ppg clip.

He is a multidimensional, athletic player who can handle the ball, has a solid shot and can defend the perimeter. He can play the 2 or the 3, and can defend the 1, 2 or 3 positions.

This summer, Reed participated in the Kevin Durant Skills Academy and played the AAU circuit with Team Final from New Jersey.

Reed chose Miami over offers from Wake Forest, Cincinnati, Xavier and Memphis, among others.

ACC COACHES TELECONFERENCE

The 12 ACC head basket-ball coaches will be featured on nine Monday teleconferences during the 2012-13 season. The season's first teleconference will take place on Jan. 7, 2013, and continue through March 11. Each coach will have 10 minutes to make an opening statement and answer questions. There will be an instant replay of each teleconference on the Conference's internet site TheACC.com each Monday afternoon.

Jeff Bzdelik, Wake Forest	10:30
James Johnson, Virginia Tech	10:40
Tony Bennett, Virginia	10:50
Mark Gottfried, NC State	11:00
Roy Williams, North Carolina	11:10
Jim Larrañaga, Miami	11:20
Mark Turgeon, Maryland	11:30
Brian Gregory, Georgia Tech	11:40
Leonard Hamilton, Florida State	11:50
Mike Krzyzewski, Duke	12:00
Brad Brownell, Clemson	12:10
Steve Donahue, Boston College	12:20
Media Phone Number:	913-312-0641

NO. 14/15 MIAMI AT NO. 19/19 NC STATE - GAME WRAP

Starters: Shane Larkin, Durand Scott, Trey McKinney Jones, Kenny Kadji and Julian Gamble ... With the win over NC State, Miami has defeated all but one ACC opponent at least once, still playing for a win against Virginia ... Miami is 5-9 overall against NC State and 1-6 against the Wolfpack in Raleigh ... The Hurricanes improve to 7-10 overall on CBS. Miami had not played on CBS since March 23, 2008 losing, 75-72, to Texas in the NCAA Tournament ... Miami recorded 10 steals, the fourth time this season UM has had double-digit steals. The last time was against Arizona when Miami had 14 and 10 the previous night against Hawai'i ... Miami outscored NC State 50-44 in the paint ... Julian Gamble notched a career-high 16 points and two steals ... Reggie Johnson, who finished with 15 points including the final tip in at the buzzer, recorded his first game with double digits in scoring since Dec. 18, 2012 at UCF. Johnson missed Dec. 22- Jan. 23 with a thumb injury ... Durand Scott (18), Julian Gamble (16), Reggie Johnson (15), Kenny Kadji (13) and Shane Larkin (13), all finished with double digits in scoring. This is the second time five Hurricanes have scored in double figures this season, the first time was Nov. 9, 2012 vs. Stetson ... NC State shot 53.8 percent in the game, the first UM opponent to shoot better than 50.0 percent against the Canes this year.

LARKIN IMPROVES IN YEAR TWO

Sophomore Shane Larkin has drastically improved his stat line in his second year with the Canes, averaging 13.0 ppg, 4.0 assists and 4.3 rpg through 20 games. Through 20 games, Larkin has already surpassed last season's 33-game totals of 32 3-point field goals, tied his 81 assists and is three short of his 50 total steals.

Category	2011-12 (33g)	'11-12 (20g)	'12-13 (20g)
Points	7.4	7.3	13.0
FG Percent	36.0	37.4	46.6
3-Point Field Goals	32	23	36
Assists	81	52	81
Steals	50	37	47
Rebounds	2.5	2.6	4.3
Minutes	25.6	25.2	36.2

UNDEFEATED IN JANUARY

Miami was a perfect 8-0 in January, posting a 7-0 ACC record. The last time UM was undefeated for an entire month was November 2009, when Miami was 7-0 in non-conference play. In conference action, Miami was 8-0 in February 1999.

HOLDING OPPONENTS TO LESS THAN 50 PERCENT

Miami has allowed only one opponent to shoot better than 50.0 percent from the field this season - NC State hit 53.8 percent of its shots. Florida Gulf Coast hit 25-51 for the second-highest mark of 49.0 percent. Miami has hit more than half of their shots four times, including 59.0 percent vs. Jacksonville and 56.9 percent vs. No. 1 Duke.

WHO SCORED FIRST?

Miami is 6-0 when Kenny Kadji is the first Cane to score, and 4-0 when Durand Scott scores Miami's first points in the game. UM is 2-0 after Rion Brown or Shane Larkin score first, 1-1 with Trey McKinney Jones and 2-2 with Julian Gamble.

TEAM EFFORT FROM THE CANES

Through 20 games, six players have led (or tied) for team highs in scoring, seven in rebounds, three in assists, eight in steals and six in blocks. See page 5 of the notes for a complete listing.

CANES IN THE PROS

DeQuan Jones	Orlando Magic
James Jones	Miami Heat
John Salmons	Sacramento Kings
Jack McClinton	Fort Wayne Mad Ants (D-League)
Adrian Thomas	Bakersfield Jam (D-League)
Brian Asbury	Cajasol Banca Civica Sevilla (Spain)
Malcolm Grant	Wollongong Hawks (Australia)
Lance Hurdle	Wollongong Hawks (Australia)
Anthony King	Artland Dragons (Germany)

2012-13 Record Chasers

REBOUNDS, CAREER

1. Rick Barry, 1962-65	1,274
2. Willie Allen, 1968-71	916
3. Harry Manushaw, 1958-61	914
8. Edwin Morris, 1955-58	787
9. Ron Godfrey, 1958-61	767
10. Reggie Johnson, 2009-p	760

BLOCKED SHOTS, CAREER

1. Constantin Popa, 1991-95	263
2. Tim James, 1995-99	224
3. Anthony King, 2003-08	219
7. Elton Tyler, 1997-2000, 2001-02	114
8. Reggie Johnson, 2009-p	108

POINTS SCORED (FG-FT), CAREER

1. Rick Barry, 1962-65 (816-666)	2,298
2. Eric Brown, 1985-89 (805-633)	2,270
3. Don Curnutt, 1967-70 (813-380)	2,006
10. Johnny Hemsley, 1996-00 (530-164)	1,497
11. Guillermo Diaz, 2003-06 (516-271)	1,477
12. Durand Scott, 2009-p	1,455

ASSISTS, CAREER

1. Vernon Jennings, 1996-00	520
2. Kevin Norris, 1994-98	493
3. John Salmons, 1998-02	429
4. Kevin Presto, 1985-98	412
5. Thomas Hocker, 1987-90	384
6. Durand Scott, 2009-p	367

GAMES STARTED, CAREER

1. Darius Rice, 2000-04	113
2. Durand Scott, 2009-p	110

STEALS, CAREER

1. Kevin Norris, 1994-98	208
2. Vernon Jennings, 1996-00	199
3. John Salmons, 1998-02	192
7. Kevin Presto, 1985-89	154
8. Durand Scott, 2009-p	145

STARTERS BY GAME

SU	Larkin	Brown	McKinney Jones	Kadji	Johnson
FGCU	Larkin	Brown	McKinney Jones	Kadji	Johnson
JU	Larkin	Brown	McKinney Jones	Kadji	Gamble
Detroit	Larkin	Scott	McKinney Jones	Kadji	Gamble
MSU	Larkin	Scott	McKinney Jones	Kadji	Johnson
UMass	Larkin	Scott	McKinney Jones	Kadji	Johnson
Charlotte	Larkin	Scott	McKinney Jones	Kadji	Johnson
UCF	Larkin	Scott	McKinney Jones	Kadji	Johnson
Hawai'i	Larkin	Scott	Brown	Kadji	Gamble
Arizona	Larkin	Scott	Brown	Kadji	Gamble
Ind. St.	Larkin	Scott	McKinney Jones	Kadji	Gamble
LaSalle	Larkin	Scott	McKinney Jones	Kadji	Gamble
Ga. Tech	Larkin	Scott	McKinney Jones	Kadji	Gamble
UNC	Larkin	Scott	McKinney Jones	Kadji	Gamble
MD	Larkin	Scott	McKinney Jones	Kadji	Gamble
BC	Larkin	Scott	McKinney Jones	Kadji	Gamble
Duke	Larkin	Scott	McKinney Jones	Kadji	Gamble
FSU	Larkin	Scott	McKinney Jones	Kadji	Gamble
VT	Larkin	Scott	McKinney Jones	Kadji	Gamble
NC State	Larkin	Scott	McKinney Jones	Kadji	Gamble

RECORD BY STARTING LINEUP

Larkin, Scott, McKinney Jones, Kadji, Gamble	10-1
Larkin, Scott, McKinney Jones, Kadji, Johnson	4-0
Larkin, Brown, McKinney Jones, Kadji, Johnson	1-1
Larkin, Brown, McKinney Jones, Kadji, Gamble	1-0
Larkin, Scott, Brown, Kadji, Gamble	1-1

UM'S OFFENSIVE OUTPUT

Four players - Durand Scott, Shane Larkin, Reggie Johnson and Kenny Kadji - are averaging double-digit points this season, while Trey McKinney Jones is at 9.9 ppg. When three or more Canes score in double digits, Miami is 15-2. UM is a perfect 10-0 when four or more Hurricanes have scored in double digits.

LARKIN IN THE AIR

At 5-11, sophomore point guard Shane Larkin grabbed 19 rebounds in two games with 10 against No. 1 Duke and nine vs. Florida State. He has pulled down at least four rebounds in eight of the last 10 games and 13 times this season.

Larkin also took flight offensively in the game against Duke, throwing down his first dunk of the season. Against Virginia Tech, Larkin blocked a pair of shots within six seconds of one another.

JOHNSON NEARING 1,000 POINTS

Reggie Johnson has totaled 979 career points in four seasons for the Canes. With 21 more points, he will be the 34th Cane to top the 1,000 point plateau, joining teammate Durand Scott on the list. Johnson is averaging 10.4 points and 9.1 rebounds this season. He has pulled down double-digit rebounds in six of the 11 games he has played.

CANES IN THE CLUTCH

Durand Scott has led the team in scoring in the final five minutes of a game for the past three seasons, and is second this year with 2.4 points per game, behind Trey McKinney Jones' 2.5 ppg. As a rookie, Scott averaged 2.6 ppg in the final five minutes of regulation, as a sophomore he improved to 2.9 ppg and set a career mark of 3.0 ppg his junior year.

Trey McKinney Jones leads the team with 2.5 ppg in the final two minutes of regulation this year, hitting 44.0 percent of his shots and knocking down 23-24 at the free throw line. He also has 0.5 rpg in those last five minutes.

GAMBLE STEPS UP IN ABSENCE OF JOHNSON

Julian Gamble moved into the starting lineup in the absence of Reggie Johnson and took full advantage of the opportunity. In nine games without Johnson, Gamble more than doubled his point production and increased his rebounds from less than two per game to 7.6 each night.

A year ago, Gamble didn't know if he'd be granted a sixth year of eligibility with the Canes. In his senior campaign, the native of Durham is posting career numbers, topping his junior year stats.

	First 8 games	Without Reggie	Junior Year
Minutes	13.0	27.0	15.2
Points	4.3	8.9	4.0
Rebounds	1.8	7.5	3.4
Blocks	0.6	2.3	0.8

COACH L COACHING TREE

- Jamie Angeli - assistant - Stetson women
- Joe Barer - head coach in high school
- Scott Cherry - head coach - High Point
- Bill Courtney - head coach - Cornell
- Kent Dernbach - assistant - University of Wisconsin Stephens Point
- Brian Ellerbe - former head coach - Michigan. Now assistant - DePaul
- Jerry Francis - former head coach - Prairie View. Now head coach - high school
- Mike Gillian - head coach - Longwood
- Stan Heath - head coach - University of South Florida
- Marc Iavaroni - former head coach - Memphis Grizzlies. Now assistant - LA Clippers
- James Johnson - head coach - Va. Tech
- Derek Kellogg - head coach - UMass
- Scott Lombardi - assistant - George Mason
- Steve Merfeld - former head coach - Evansville. Now assistant - Creighton
- Keith Noftz - former assistant - Central Michigan. Now head coach - high school
- Jeff Schneider - former head coach - Cal Poly San Luis Obispo
- Anthony Solomon - former head coach - St. Bonaventure. Now assistant - Notre Dame
- Ricky Stokes - former head coach - Va. Tech
- Jeff Westlund - assistant - Bethel
- Ricky Yahn - assistant - Longwood

SCOTT ACC PLAYER OF THE WEEK

Durand Scott earned ACC Player of the Week honors after averaging 18.0 points, 4.0 rebounds and 4.0 assists in a pair of wins as Miami defeated No. 1 Duke and in-state rival Florida State. The honor is the second of the season for the native of Bronx, N.Y.

Scott racked up 25 points, six rebounds, four assists and two steals in 36 minutes against No. 1 Duke, earning Miami's second-straight win over the Blue Devils. Scott was 9-of-14 (.643) from the field, 3-of-4 from distance and 4-of-5 at the line. Against Florida State, Scott shot 57.1 percent from the field, totaling 11 points, and added two rebounds and four assists in 26 minutes for the Canes.

LARKIN'S STAT LINE AGAINST NO. 1 DUKE

Shane Larkin notched his first career double-double with 18 points (8-of-14) and 10 rebounds. He added five assists and a steal in 36 minutes. Larkin is the first player with 18+ pts, 10+ reb, 5+ ast in win vs. No. 1 team since Dwyane Wade in 2003 regional final vs. Kentucky.

SCOTT TOPS 1,400 CAREER POINTS

With 25 points against No. 1 Duke, Durand Scott topped the 1,400 point plateau, becoming one of just 12 Hurricanes to score 1,400 career points at Miami.

RPI AND STRENGTH OF SCHEDULE

According to WarrenNolan.com as of Feb. 2, Miami's RPI is 2 and strength of schedule is 1. RealtimeRPI.com has UM with an RPI of 2 and SOS of 1. Since joining the ACC, Miami's best non-conference SOS was 112 and RPI was 39, both in 2007-08.

	Non-conference schedule strength	RPI
	Collegiate Basketball News	NCAA.org
2011-12	117	71
2010-11	142	69
2009-10	345 (out of 347 teams)	95
2008-09	212	59
2007-08	112	39
2006-07	269	156
2005-06	151	72
2004-05	204	72

NUMBER OF GAMES POTENTIALLY MISSED BY THE CANES

Based on a 32-game schedule, this year Miami will be undermanned in potentially 103 games due to injuries and transfers. Durand Scott missed three games due to an NCAA withholding penalty, Reggie Johnson missed eight games with a thumb injury, while Garrius Adams will miss the entire season (32 games) due to injuries. Two transfers, Bishop Daniels and Melvin Johnson, will miss 28 and 32 games, respectively.

Last season, Miami players missed 108 games due to injury or NCAA suspensions.

LARRAÑAGA EARNS 500th WIN

Head coach Jim Larrañaga is in his 29th season as a head coach, posted his 500th win at Georgia Tech on Jan. 5 in Atlanta. Entering the 2012-13 season, Coach L was tied for 20th on the list of winningest active Division-I head coaches. Currently 17 active D-I coaches have 500 wins.

COACHING COORDINATORS FOR UM

Miami's assistant coaching staff is set up in a coordinator system, with Eric Konkol as the offensive coordinator, Michael Huger manning the defense and Chris Caputo handling the scout for every opponent.

LARRAÑAGA AND OBAMA

In his three visits to the UM campus in the past year, President Barack Obama was greeted by Coach Larrañaga and attended each event. Larrañaga has met the President a dozen times, dating back to Coach L's tenure in Fairfax, Va., at George Mason. Larrañaga's son, John, also plays basketball with the President.

UM Communications

Assoc. AD for Communications Chris Freet
c.freet@miami.edu
MBB Contact Amy Woodruff
Assistant Director of Communications
Work/Cell (305) 284-3241 / (813) 410-1194
Email a.woodruff@miami.edu
Website www.HurricaneSports.com

2012-13 UM Quick Facts

Location	Coral Gables, Fla.
Stadium	BankUnited Center
Press Row	305-284-2111
Capacity	7,200
Enrollment	15,524
Founded	1925
Colors	Orange, Green, White
Nickname	Hurricanes
Mascot	Sebastian the Ibis
Conference	Atlantic Coast
President	Dr. Donna E. Shalala
Interim Director of Athletics	Blake James
Address	5821 San Amaro Drive Coral Gables, Fla. 33146

2011-12 Overall Record	20-13
Home/Away/Neutral	14-4/5-8/1-1
2011-12 ACC Record	9-7
2011-12 ACC Finish	T-4
Starters Returning / Lost	4/1
Lettermen Returning / Lost	10/2

Head Coach	Jim Larrañaga
Alma Mater	Providence, 1971
Record at UM	37-16 / second season
Overall Record	507-350 / 29th season

STAFF

Eric Konkol Wisconsin-Eau Claire, '00
Michael Huger Bowling Green, '94
Chris Caputo Westfield (Mass.) State, '02
Director of Operations Mike Summey
Assoc. Director of Operations Jaime Vathielil
Athletic Trainer Wes Brown
Strength & Conditioning Coach Jim Krumpus

HISTORY

First Season of Basketball	1926
Overall All-Time Record	906-684
Year UM Joined ACC	2004-05
NCAA Appearances	Six
	1960, 1998, 1999, 2000, 2002, 2008
Last NCAA Appearance	L, 75-72
	Second Round vs. Texas, 2008
NIT Appearances	10
	1961, 1963, 1964, 1995, 1997, 2001, 2005, 2006, 2009, 2011
Last NIT Appearance	L, 79-64
	Quarterfinals vs. Alabama, 2011

COMMUNICATIONS POLICIES

All interview requests for assistant coaches or athletics department staff members must also be approved and cleared by the UM Communications office and/or basketball contact Amy Woodruff. Credential requests are taken via e-mail to Amy Woodruff (A.Woodruff@miami.edu). Any misuse of credentials will result in removal from the BankUnited Center and the permanent voiding of the credential. The UM locker room is closed at all times. For home games, Coach Larrañaga and a handful of Hurricane players will report to the media room for interviews following the opposing team's postgame press conference.

THE LAST TIME A ...**Player Scored 30 Points**

Miami Kenny Kadji (30), UNC Greensboro, 1/2/12
 Opponent Terrell Stoglin (33), Maryland, 2/1/12

Player Scored 35 Points

Miami Jack McClintock (35) vs. North Carolina, 3/15/09
 Opponent Sean Singletary (41), Virginia, 3/1/08

Player Scored 40 Points

Miami Darius Rice (43) vs. Connecticut, 1/20/03
 Opponent Sean Singletary (41), Virginia, 3/1/08

Two Players Scored 20 Points

Miami Durand Scott (25), Kenny Kadji (22) vs. No. 1 Duke, 1/23/13
 Opponent Omari Grier (27), Raymond Taylor (20) FAU, 12/17/11

Three Players Scored 20 Points

Miami Dwayne Collins (23), Brian Asbury (21), Jack McClintock (20) vs. Virginia Tech, 1/25/09
 Opponent Travis Mays (40), Alvin Heggs (22), Lance Blanks (21), Texas, 2/22/89

Five Players Scored in Double Figures

Miami Durand Scott (18), Julian Gamble (16), Reggie Johnson (15), Shane Larkin (13), Kenny Kadji (13), at NC State, 2/2/13
 Opponent Jon Scheyer (27), DeMarcus Nelson (19), Kyle Singler (12), Greg Paulus (12), Lance Thomas (10) Duke, 2/20/08

Six Players Scored in Double Figures

Miami Durand Scott (17), Rion Brown (15), Reggie Johnson (11), Shane Larkin (11), Trey McKinney Jones (11), DeQuan Jones (11) vs. Appalachian State, 12/30/11

Player Grabbed 15 Rebounds

Miami Reggie Johnson (20) vs. Florida Atlantic, 3/16/11
 Opponent Gani Lawal (18), Georgia Tech, 2/10/10

Two Players Grabbed 10 Rebounds

Miami Kenny Kadji (12) and Reggie Johnson (11) vs. Stetson, 11/9/12
 Opponent Marcus Ginyard (12), John Henson (12), North Carolina, 3/2/10

Three Players Grabbed 10 Rebounds

Miami Mark Richardson (11), Eric Brown (10), Joe Wylie (10) vs. FIU, 3/6/89
 Opponent Matt Harpring (12), Dion Glover (10), Michael Maddox (10), Georgia Tech, 12/2/79

Player Had 10 Assists

Miami Durand Scott (10) vs. North Carolina Central, 11/14/09
 Opponent Kendall Marshall (10), North Carolina, 3/11/11

Player Had 10 Blocks

Miami Anthony King (10) vs. Florida Atlantic, 11/29/04
 Opponent Jarvis Varnado (10), Mississippi State, 12/13/07

Player Had a Double-Double

Miami Shane Larkin (18 pts, 10 rebs) vs. Duke, 1/23/13
 Opponent CJ Leslie (18 pts, 12 rebs) at NC State, 2/2/13

Player Had a Triple-Double

Miami Anthony King (11 pts, 10 reb, 13 blks) vs. Florida Atlantic, 11/29/04
 Opponent Brendan Haywood (18 pts, 14 reb, 10 blks), North Carolina, 12/4/00

Two Players Had Double-Doubles

Miami Reggie Johnson (22 pts, 11 rebs) & Kenny Kadji (12 pts, 12 rebs), vs. Stetson, 11/9/12
 Opponent Hasheem Thabeet (19 pts, 14 reb), A.J. Price (13 pts, 11 reb), Connecticut, 11/23/08

Team Scored 100 Points

Miami 108 vs. Nova Southeastern, 11/16/09
 Opponent 105, North Carolina, 1/31/07

Team Scored 50 Points in a Half

Miami 51, (2nd half) at Hawaii, 12/22/12
 Opponent 51 (2nd half), UCF, 12/18/10

Team Shot 50 Percent in Both Halves

Miami .586 (17-29) / .552 (16-29) vs. Duke, 1/23/13
 Opponent .609 (14-23) / .560 (14-25), Minnesota, 3/9/12

Team Shot 60 Percent in a Half

Miami .630 (17-27), second half, at Hawai'i, 12/22/12
 Opponent .650 (13-20), second half, at NC State, 2/2/13

Team Shot 70 Percent in a Half

.706 (12-17), second half vs. FAU, 12/17/11

Team Shot 60 Percent in a Game

Miami .620 (31-50), vs. FAU, 12/17/11
 Opponent .622 (23-37), Clemson, 12/21/08

Team Shot Less Than 30 Percent in a Game

Miami .291 (16-55), FGCU, 11/13/12
 Opponent .297 (22-74), Duke, 1/23/13

Miami 87, Stetson 79 Game 1 BankUnited Center 11/09/12

Stetson 0-1 Player fg fga fg3 fga3 ft fta of de tot pf tp a to b s min

TOTAL FG% 1st Half: 12-29 41.4% 2nd Half: 16-34 47.1% Game: 44.4%

Miami 1-0 Player fg fga fg3 fga3 ft fta of de tot pf tp a to b s min

TOTAL FG% 1st Half: 11-28 39.3% 2nd Half: 21-33 63.6% Game: 52.5%

Officials: Jerry Heater, JB Caldwell, Brian Shey Technical fouls: Stetson-None. University of Miami-None.

FGCU 63, Miami 51 Game 2 Alico Arena 11/13/12

Miami 1-1 Player fg fga fg3 fga3 ft fta of de tot pf tp a to b s min

TOTAL FG% 1st Half: 8-30 26.7% 2nd Half: 8-25 32.0% Game: 29.1%

FGCU 1-1 Player fg fga fg3 fga3 ft fta of de tot pf tp a to b s min

TOTAL FG% 1st Half: 14-26 53.8% 2nd Half: 11-25 44.0% Game: 49.0%

Officials: Brian Shey, Frank Raposo and Jerry Heater Technical fouls: University of Miami-None. Florida Gulf Coast-None.

Miami 73, Jacksonville 57 Game 3 BankUnited Center 11/16/12

Jacksonville Player fg fga fg3 fga3 ft fta of de tot pf tp a to b s min

TOTAL FG% 1st Half: 8-23 34.8% 2nd Half: 12-27 44.4% Game: 40.0%

Miami Player fg fga fg3 fga3 ft fta of de tot pf tp a to b s min

TOTAL FG% 1st Half: 8-15 53.3% 2nd Half: 15-24 62.5% Game: 59.0%

Officials: Patrick Adams, Doug Sirmons, Ron Grover Attendance: 3135

Miami 77, Detroit 62 Game 4 BankUnited Center 11/24/12

DETROIT 2-2 Player fg fga fg3 fga3 ft fta of de tot pf tp a to b s min

TOTAL FG% 1st Half: 11-32 34.4% 2nd Half: 10-27 37.0% Game: 35.6%

Miami 3-1 Player fg fga fg3 fga3 ft fta of de tot pf tp a to b s min

TOTAL FG% 1st Half: 14-27 51.9% 2nd Half: 14-27 51.9% Game: 51.9%

Officials: Mike Eades, Ray Natili, Earl Walton Technical fouls: DETROIT-None. University of Miami-None.

Miami 67, #13/14 Michigan State 59 Game 5 BankUnited Center 11/28/12

Michigan State 5-2 Player fg fga fg3 fga3 ft fta of de tot pf tp a to b s min

TOTAL FG% 1st Half: 13-29 44.8% 2nd Half: 11-30 36.7% Game: 40.7%

Miami 4-1 Player fg fga fg3 fga3 ft fta of de tot pf tp a to b s min

TOTAL FG% 1st Half: 11-24 45.8% 2nd Half: 10-20 50.0% Game: 47.7%

Officials: Roger Ayers, Les Jones, Ed Corbett Technical fouls: Michigan State-None. University of Miami-None.

Miami 75, UMass 62 Game 6 Mullins Center 12/01/12

Miami 5-1 Player fg fga fg3 fga3 ft fta of de tot pf tp a to b s min

TOTAL FG% 1st Half: 11-27 40.7% 2nd Half: 14-25 56.0% Game: 48.1%

Massachusetts 3-3 Player fg fga fg3 fga3 ft fta of de tot pf tp a to b s min

TOTAL FG% 1st Half: 9-35 25.7% 2nd Half: 9-28 32.1% Game: 28.6%

Officials: Sean Hull, Tim Kelly, Chuck Jones Technical fouls: University of Miami-None. Massachusetts-None.

Miami 77, Charlotte 46 Game 7 BankUnited Center 12/14/12

Statistical table for Game 7: Charlotte 9-1 vs Miami 77. Includes player stats for Charlotte and Miami, and team totals.

Statistical table for Game 7: Miami 77 vs Charlotte 46. Includes player stats for Miami and Charlotte, and team totals.

Officials: Brian Dorsey, Brian O'Connell, Ray Perone
Technical fouls: Charlotte-None. University of Miami-None.
Attendance: 3275
Score by Periods

Points in the paint-CHA 30,UM 40. Points off turnovers-CHA 6,UM 20.
2nd chance points-CHA 9,UM 7. Fast break points-CHA 0,UM 5.

Miami 72, UCF 50 Game 8 UCF Arena 12/18/12

Statistical table for Game 8: Miami 7-1 vs UCF 50. Includes player stats for Miami and UCF, and team totals.

Statistical table for Game 8: UCF 50 vs Miami 72. Includes player stats for UCF and Miami, and team totals.

Officials: Rick Crawford, Rickartzell, Zelton Steed
Technical fouls: University of Miami-None. UCF-None.
Attendance: 5189
Score by Periods

Points in the paint-UM 34,UCF 22. Points off turnovers-UM 11,UCF 9.
2nd chance points-UM 19,UCF 7. Fast break points-UM 6,UCF 2.

Miami 73, Hawai'i 58 Game 9 Stan Sheriff Center 12/22/12

Statistical table for Game 9: Miami 8-1 vs Hawai'i 58. Includes player stats for Miami and Hawai'i, and team totals.

Statistical table for Game 9: Hawai'i 5-4 vs Miami 73. Includes player stats for Hawai'i and Miami, and team totals.

Officials: Larry Spaulding, Mike Thibodeaux, Jason Baker
Technical fouls: University of Miami-None. Hawai'i-None.
Attendance: 8120
Score by Periods

Points in the paint-UM 34,UH 28. Points off turnovers-UM 22,UH 10.
2nd chance points-UM 14,UH 12. Fast break points-UM 4,UH 0.

No. 4/5 Arizona 69, Miami 50 Game 10 Stan Sheriff Center 12/23/12

Statistical table for Game 10: Arizona 11-0 vs Miami 50. Includes player stats for Arizona and Miami, and team totals.

Statistical table for Game 10: Miami 50 vs Arizona 69. Includes player stats for Miami and Arizona, and team totals.

Officials: JB Caldwell, Greg Nixon, Terry Moore
Technical fouls: Arizona-None. University of Miami-None.
Attendance: 6564
Score by Periods

Points in the paint-ARIZ 30,UM 20. Points off turnovers-ARIZ 12,UM 5.
2nd chance points-ARIZ 13,UM 7. Fast break points-ARIZ 8,UM 0.

Indiana State 57, Miami 55 (OT) Game 11 Stan Sheriff Center 12/25/12

Statistical table for Game 11: Indiana State 7-4 vs Miami 55. Includes player stats for Indiana State and Miami, and team totals.

Statistical table for Game 11: Miami 8-3 vs Indiana State 57. Includes player stats for Miami and Indiana State, and team totals.

Officials: Larry Spaulding, Greg Nixon, Ryan Wells
Technical fouls: Indiana State-None. University of Miami-None.
Attendance: 6514
Score by Periods

Points in the paint-INS 18,UM 38. Points off turnovers-INS 2,UM 11.
2nd chance points-INS 7,UM 18. Fast break points-INS 2,UM 2.

Miami 76, La Salle 59 Game 12 BankUnited Center 1/2/13

Statistical table for Game 12: La Salle 9-3 vs Miami 76. Includes player stats for La Salle and Miami, and team totals.

Statistical table for Game 12: Miami 9-3 vs La Salle 59. Includes player stats for Miami and La Salle, and team totals.

Officials: Bernard Clinton, Joe Lindsay, Jeff Clark
Technical fouls: La Salle-None. University of Miami-None.
Attendance: 3259
Score by Periods

Points in the paint-LAS 30,UM 28. Points off turnovers-LAS 5,UM 10.
2nd chance points-LAS 4,UM 12. Fast break points-LAS 3,UM 2.

Miami 62, Georgia Tech 49 Game 13
1/5/13 McCamish Pavilion

Table with columns: # Player, tot-fg-3-pt, fg fga fg fga ft fta, of de tot pf tp, a to b s min. Includes player stats for Julian Gamble, Kenny Kadji, Shane Larkin, etc.

Table with columns: # Player, tot-fg-3-pt, fg fga fg fga ft fta, of de tot pf tp, a to b s min. Includes player stats for Georges-Hunt, Carter Jr., Miller, Daniel, etc.

Score by Periods table with columns: 1st, 2nd, Total. Rows for University of Miami and Georgia Tech.

Points in the paint-UM 28,GT 16. Points off turnovers-UM 12,GT 10. 2nd chance points-UM 8,GT 8. Fast break points-UM 11,GT 7.

Miami 68, UNC 59 Game 14
1/11/13 Smith Center

Table with columns: # Player, tot-fg-3-pt, fg fga fg fga ft fta, of de tot pf tp, a to b s min. Includes player stats for Kenny Kadji, Julian Gamble, Shane Larkin, etc.

Table with columns: # Player, tot-fg-3-pt, fg fga fg fga ft fta, of de tot pf tp, a to b s min. Includes player stats for Hubert, Desmond, Bullock, Reggie, etc.

Score by Periods table with columns: 1st, 2nd, Total. Rows for University of Miami and North Carolina.

Points in the paint-UM 22,NC 26. Points off turnovers-UM 14,NC 6. 2nd chance points-UM 11,NC 14. Fast break points-UM 2,NC 4.

Miami 54, Maryland 47 Game 15
1/13/13 BankUnited Center

Table with columns: # Player, tot-fg-3-pt, fg fga fg fga ft fta, of de tot pf tp, a to b s min. Includes player stats for Dez Wells, James Padgett, Alex Len, etc.

Table with columns: # Player, tot-fg-3-pt, fg fga fg fga ft fta, of de tot pf tp, a to b s min. Includes player stats for Kenny Kadji, Julian Gamble, Shane Larkin, etc.

Score by Periods table with columns: 1st, 2nd, Total. Rows for Maryland and University of Miami.

Points in the paint-MD 30,UM 24. Points off turnovers-MD 2,UM 9. 2nd chance points-MD 8,UM 8. Fast break points-MD 4,UM 4.

Miami 60, Boston College 59 Game 16
1/16/13 Conte Forum

Table with columns: # Player, tot-fg-3-pt, fg fga fg fga ft fta, of de tot pf tp, a to b s min. Includes player stats for Kenny Kadji, Julian Gamble, Shane Larkin, etc.

Table with columns: # Player, tot-fg-3-pt, fg fga fg fga ft fta, of de tot pf tp, a to b s min. Includes player stats for Anderson, Ryan, Jackson, Lonnie, etc.

Score by Periods table with columns: 1st, 2nd, Total. Rows for University of Miami and Boston College.

Points in the paint-UM 26,BC 18. Points off turnovers-UM 10,BC 7. 2nd chance points-UM 11,BC 8. Fast break points-UM 0,BC 0.

#25 Miami 90, #1 Duke 63 Game 17
1/23/13 BankUnited Center

Table with columns: # Player, tot-fg-3-pt, fg fga fg fga ft fta, of de tot pf tp, a to b s min. Includes player stats for Quinn Cook, Mison Plumlee, Rashad Sulaimon, etc.

Table with columns: # Player, tot-fg-3-pt, fg fga fg fga ft fta, of de tot pf tp, a to b s min. Includes player stats for Shane Larkin, Durand Scott, McKinney Jones, etc.

Score by Periods table with columns: 1st, 2nd, Total. Rows for Duke and Miami.

Points in the paint-DU 36,UM 38. Points off turnovers-DU 16,UM 12. 2nd chance points-DU 10,UM 10. Fast break points-DU 0,UM 4.

#25 Miami 71, Florida State 47 Game 18
1/27/13 BankUnited Center


Table with columns: # Player, tot-fg-3-pt, fg fga fg fga ft fta, of de tot pf tp, a to b s min. Includes player stats for White, Okaro, Turpin, Kiel, etc.

Table with columns: # Player, tot-fg-3-pt, fg fga fg fga ft fta, of de tot pf tp, a to b s min. Includes player stats for Kenny Kadji, Julian Gamble, Shane Larkin, etc.

Score by Periods table with columns: 1st, 2nd, Total. Rows for Florida State and Miami.

Points in the paint-FS 18,UM 34. Points off turnovers-FS 5,UM 11. 2nd chance points-FS 2,UM 15. Fast break points-FS 9,UM 4.

2012-13 Photo Roster



25
Garrius Adams
Sr. | G | 6-6 | 195
Apex, N.C.
Middle Creek



10
Raphael Akpejori
Jr. | F | 6-10 | 236
Lagos, Nigeria
Sunrise Christian Academy (Kan.)




15
Rion Brown
Jr. | G | 6-6 | 200
Hinesville, Ga.
Liberty County



45
Julian Gamble
Sr. | F/C | 6-10 | 250
Durham, N.C.
Southern Durham



12
Justin Heller
Jr. | G | 6-2 | 180
Boca Raton, Fla.
West Boca Raton Community




Tonye Jekiri
Fr. | C | 7-0 | 227
Hialeah, Fla.
Champagnat Catholic School



42
Reggie Johnson
Sr. | C | 6-10 | 292
Winston-Salem, N.C.
Winston-Salem Prep




35
Kenny Kadji
Sr. | F/C | 6-11 | 242
Douala, Cameroon
Pendleton/IMG/Florida



0
Shane Larkin
So. | G | 5-11 | 176
Orlando, Fla.
Dr. Phillips (Fla.)



4
Trey McKinney Jones
Sr. | G | 6-5 | 220
Milwaukee, Wis.
South Milwaukee/UMKC



1
Durand Scott
Sr. | G | 6-5 | 203
The Bronx, N.Y.
Rice High



3
Steve Sorenson
Fr. | G | 6-0 | 151
Dallas, Texas
Mark's School of Texas



21
Erik Swoope
Jr. | F | 6-6 | 233
Lake Elsinore, Calif.
Harvard-Westlake



Jim Larranaga
Head Coach



Eric Konkol
Assistant Coach



Michael Huger
Assistant Coach



Chris Caputo
Assistant Coach



Mike Summey
Director of Operations



GARRIUS ADAMS

Senior | Guard | 6-6 | 195

Apex, N.C. | Middle Creek

#25

Adams Season / Career Highs

Points

Season: --
Career: 16, at UNGC 02/15/11

Rebounds

Season: --
Career: 9, vs. Virginia 2/5/11

Assists

Season: --
Career: 6, vs. McNeese State 11/24/10

Steals

Season: --
Career: 3, (4x) last at Ole Miss 11/25/11

Blocked Shots

Season: --
Career: 2, (2x) last vs. Boston College 1/19/10

Field Goals

Season: --
Career: 6, at UNGC 2/15/11

Field Goal Attempts

Season: --
Career: 11, at UNGC 2/15/11

Free Throws

Season: --
Career: 7, vs. UCF 12/18/10

Free Throw Attempts

Season: --
Career: 12, vs. UCF 12/18/10

3-Point Field Goals

Season: --
Career: 4 (2x) last at West Virginia 12/10/11

3-Point Field Goal Attempts

Season: --
Career: 7 (4x) last vs. FGCU 11/22/11

Foul Disqualifications

Season: --
Career: 1, vs. Tennessee Tech 11/11/11

Minutes

Season: --
Career: 40, vs. Virginia 2/5/11

As a Junior (2011-12): In 19 games, averaged 4.5 points, 2.1 rebounds, 0.9 assists and 0.6 steals in 16.9 minutes per game ... Shot 39.7 percent from field, 34.0 from distance and 55.0 at the line ... Started first six games of season ... Sat out 14 games in January and February with lower extremity injury. Had surgery on Jan. 19 and returned to court Feb. 18 ... Posted 2.4 points, 0.6 rebounds in five ACC games ... Scored 6.5 ppg in two NIT games, playing 25.5 mpp ... Led (or tied) for team game highs in steals four times and in scoring, rebounding, assists and blocks once apiece ... Season highs include 15 points at West Virginia, eight rebounds vs. Tennessee Tech, three assists vs. Valparaiso, trio of steals at Ole Miss, four three-pointers made at West Virginia and 32 minutes at West Virginia and against Florida Gulf Coast.

As a Sophomore (2010-11): Played in all 36 games, with 24 starts - including stretch of 15 straight during ACC play (1/15-3/6) ... Averaged 7.3 points, 3.7 rebounds, 1.8 assists and 1.0 steal in 28.2 minutes per game ... Played at least 20 minutes in 33-of-36 games this season, with 1,014 minutes on hardwood, ranking 17th in program history ... Scored in double-figures 12 times, including seven times versus ACC opponents ... Grabbed five-plus boards 11 times, including season-high nine in overtime win against Virginia (2/5).

As a Freshman (2009-10): Averaged 3.8 points and 2.1 rebounds per game, playing in 32 games as true freshman -- tying Reggie Johnson for second-most appearances among UM freshmen in 2009-10 ... Started seven-straight games in ACC play -- also second most among UM freshmen, posting 3.9 points and 1.7 boards per outing versus conference opponents ... Knocked down three-pointer in seven of last 12 games ... Scored in double figures twice, including season- and game-high 13 points at Wake Forest (2/2) on season-best 4-of-8 shooting from field -- including season-best 3-for-5 from beyond the -- with three rebounds and steal.

High School: Ranked among the top 20 shooting guards by ESPN and among top 30 by Scout ... Averaged 21.8 points per game as a senior en route to setting Middle Creek High School scoring record in career points ... In 2009, named to N.C. Basketball Coaches Association District 5 All-District first team and NCPreps.com All-State Boys Basketball Team ... Competed in North Carolina/South Carolina All-Star Classic ... As a junior, averaged 18.2 points and 7.8 rebounds per game en route to NCHSAA 4-A All-State honors ... Coached by David Kushner ... Averaged 20.1 points per game with AAU team -- Garner Road, and was named to all-tournament team at Bob Gibbons Tournament of Champions in May 2008 ... Also recruited by Wake Forest, NC State, Virginia Tech and South Carolina.

Personal: First name is pronounced GARY-us ... Born Nov. 15, 1990 ... Son of Valerie and Gary Adams ... Brother to Deion, Ashley and Destiny ... Will graduate in June 2013 with a degree in sports administration ... Aspirations of becoming general manager of NBA team ... Off the court, enjoys music.

2009-10			
Opposition	P	R	A
NC Central	3	4	0
Nova Southeastern	10	2	0
Tulane	4	2	1
UNC Wilmington	0	0	0
South Carolina	3	2	0
FGCU	6	3	2
USC Upstate	1	3	1
Minnesota	2	1	1
at Boston College	4	1	1
SC State	5	4	1
at Stetson	4	5	0
FAU	9	2	1
NC A&T	1	8	1
Bethune-Cookman	6	2	0
at Pepperdine	5	1	2
Wake Forest	0	1	0
at Virginia Tech	6	2	1
at Virginia	0	1	0
Boston College	2	2	3
at Maryland	4	1	1
Virginia Tech	3	1	0
at Wake Forest	13	3	0
at Florida St.	5	3	1
Georgia Tech	6	3	0
at Clemson	5	0	2
Duke	2	2	0
Virginia	3	3	0
NC State	9	1	0
at North Carolina	0	1	0
Florida St.	0	2	0
Wake Forest	0	0	0
Duke	0	0	0

2010-11			
Opposition	P	R	A
Jacksonville	3	1	3
at Memphis	5	7	0
N.C. Central	10	3	2
at Rutgers	0	0	0
McNeese St.	11	4	6
at FGCU	13	5	1
Ole Miss	6	3	2
West Virginia	9	3	2
Stetson	4	2	5
UCF	7	5	0
Oral Roberts	10	2	0
Rice	9	4	3
Akron	4	1	1
Pepperdine	6	0	2
at Duke	0	3	0
at Clemson	14	5	3
BC	12	2	2
Florida St.	2	8	2
at NC State	2	2	2
UNC	12	3	1
at Virginia Tech	11	2	1
Georgia Tech	11	3	1
Virginia	8	9	2
at Wake Forest	8	4	1
Duke	9	6	2
at UNGC	16	4	2
Clemson	4	5	3
at BC	12	6	4
at Florida St.	7	8	3
Maryland	4	4	3
at Georgia Tech	7	1	1
Virginia Tech	10	5	2
UNC	0	3	1
FAU	4	2	1
Missouri St.	8	3	1
at Alabama	4	4	1

2011-12			
Opposition	P	R	A
TENNESSEE TECH	3	8	0
RUTGERS	9	3	2
UNF	14	5	2
FLA. GULF COAST	7	4	1
at Ole Miss	4	7	1
at Purdue	2	1	1
Memphis	0	0	0
at West Virginia	15	3	2
APPALACHIAN ST.	3	1	1
UNCG	0	1	1
WAKE FOREST	10	2	0
at Maryland	0	0	0
FLORIDA STATE	1	0	0
at NC State	5	1	0
BOSTON COLLEGE	0	0	1
at Georgia Tech	0	0	0
vs. Florida State	3	1	1
VALPARAISO	8	2	3
MINNESOTA	5	1	0

ADAMS CAREER STATISTICS

Season	GP	GS	Min.	Avg.	FG		Total	3-Point		FT	Free Throws		Rebounds				Scoring								
					Pct.	FGA	Pct.	FGA	Pct.		Off.	Def.	Tot.	Avg.	PF	FO	Ast.	TO	Blk	Stl	Pts.	Avg.			
2009-10	32	7	540	16.9	38	118	.322	26	89	.292	19	29	655	19	47	66	2.1	20	0	19	25	6	23	121	3.8
2010-11	36	24	1014	28.2	88	227	.388	35	114	.307	51	75	.680	37	95	132	3.7	68	0	66	60	6	37	262	7.3
2011-12	19	6	319	16.8	29	73	.397	16	47	.340	11	20	.550	11	29	40	2.1	21	1	17	14	2	11	85	4.5
TOTAL	87	37	1873	21.5	155	418	.371	77	250	.308	81	124	.653	67	171	238	2.7	109	1	102	99	14	71	468	5.4



TONYE JEKIRI

Freshman | Center | 7-0 | 227

#23

Hialeah, Fla. | Champagnat Catholic School

- Only played basketball for three years after moving to South Florida in September 2010 to begin hoops career
- Terrific learner who picks up concepts quickly
- Good passer for his size
- Developing his offensive game
- Can play with back to basket or step out for a 10-12-foot shot
- Runs the floor like a guard and has unstoppable motor
- Only scholarship freshman on the team, second Florida recruit in Larranaga era
- Acclimated himself well from Nigeria to US culture
- Chose jersey number 23 because July 23 is birthday
- 185 test: 9 reps | front squat: 245 | 1-step vertical: 31.5 | Bench max: 235
- Majoring in sports administration
- Born July 23, 1994 in Nigeria ... Given name is Tonye Frank Jekiri (TAHN-yay Ja-KEER-EE) ... Brother to Tammie, Omiebi and Boma
- Originally from Nigeria, Jekiri moved to South Florida in September 2010 to begin basketball career ... Previously played soccer
- Chose Miami over considerations from Virginia Tech, Clemson, Florida State, Auburn, Vanderbilt and Alabama
- Larranaga's second recruit from state of Florida, joining current Canes sophomore Shane Larkin from Orlando, Fla.

High School

Rated 17th-best center in country by *ESPN.com* and No. 13 by *Scout.com* ... Averaged 20 points, 12 rebounds and 5 blocks per game as a senior ... Notched 45 points and 20 rebounds in regional semifinals and 18 points, 14 rebounds and six blocks in regional finals ... Led team to 2A state title game ... First team 2011-12 Boys Class 2A All-State team ... First team All-FHSAA Tournament at state championships ... *Orlando Sentinel's* 2011-12 All-Florida boys basketball team ... Averaged 14 points and 10 rebounds per game as a junior with Champagnat, first year of organized hoops ... Team MVP ... Team captain ... On AAU circuit, played for Team Breakdown ... Dominated at Source Hoops Elite Camp and led Team Breakdown to championships in Breakdown Hoops Festival and Big Shots Myrtle Beach I.

Jekiri Career Highs


Points	Career: 4, vs. Florida State, 1/27/13
ACC: 4, vs. Florida State, 1/27/13	
Rebounds	Career: 4, vs. Maryland, 1/13/13
ACC: 4, vs. Maryland, 1/13/13	
Assists	Career: 1 (2x), last at Boston College, 1/16/13
ACC: 1, at Boston College, 1/16/13	
Steals	Career: 1 (4x), last vs. Duke 1/23/13
ACC: 1 (2x), last vs. Duke 1/23/13	
Blocked Shots	Career: 2, vs. Charlotte, 12/14/12
ACC: 1 (3x), last vs. Florida State 1/27/13	
Field Goals	Career: 2, vs. Florida State, 1/27/13
ACC: 2, vs. Florida State, 1/27/13	
Field Goal Attempts	Career: 3 (3x), last vs. Florida State, 1/27/13
ACC: 3 (2x), last vs. Florida State, 1/27/13	
Free Throws	Career: 2, at Georgia Tech, 1/5/13
ACC: 2, at Georgia Tech, 1/5/13	
Free Throw Attempts	Career: 2 (3x), last at Georgia Tech, 1/5/13
ACC: 2, at Georgia Tech, 1/5/13	
3-Point Field Goals	Career: --
ACC: --	
3-Point Field Goal Attempts	Career: --
ACC: --	
Foul Disqualifications	Career: --
Minutes	Career: 12 (2x) last vs. Florida State, 1/27/13
ACC: 12 (2x) last vs. Florida State, 1/27/13	

CAREER STATISTICS

Season	GP	GS	Min.	Avg.	Total			3-Point			Free Throws			Rebounds				Scoring							
					FG	FGA	Pct.	FG	FGA	Pct.	FT	FTA	Pct.	Off.	Def.	Tot.	Avg.	PF	FO	Ast.	TO	Blk	Stl	Pts.	Avg.
2012-13	18	0	122	6.8	6	13	.462	0	0	.000	4	8	.500	13	11	24	1.3	19	0	3	8	6	4	16	0.9

JEKIRI 2012-13

Opponent	Date	GS	Min	TOTAL			3-PTS			FREE THROWS			REBOUNDS				PF	FO	A	TO	Blk	Stl	Pts	Avg
				FG	FGA	Pct	3FG	FGA	Pct	FT	FTA	Pct	Off	Def	Tot	Avg								
STETSON	11-09-12		DNP																					
at FGCU	11-13-12	9	0	0	.000	0	0	.000	1	2	.500	1	1	2	2.0	2	0	0	1	0	0	1	1.0	
JACKSONVILLE	11-16-12	6	0	0	.000	0	0	.000	0	1	.000	0	0	0	1.0	1	0	0	1	0	1	0	0.5	
DETROIT	11-24-12		DNP																					
MICHIGAN STATE	11-28-12	8	0	0	.000	0	0	.000	0	0	.000	0	2	2	1.3	1	0	0	0	0	0	0	0.3	
at Massachusetts	12-01-12	2	0	0	.000	0	0	.000	0	0	.000	0	0	0	1.0	0	0	0	0	0	0	0	0.3	
CHARLOTTE	12-14-12	11	0	0	.000	0	0	.000	0	0	.000	0	0	0	0.8	1	0	0	0	2	0	0	0.2	
at UCF	12-18-12	8	1	3	.333	0	0	.000	1	2	.500	2	0	2	1.0	4	0	0	0	0	0	3	0.7	
at Hawai'i	12-22-12	9	0	0	.000	0	0	.000	0	0	.000	0	0	0	0.9	1	0	1	0	0	1	0	0.6	
vs Arizona	12-23-12	7	0	1	.000	0	0	.000	0	0	.000	1	1	2	1.0	3	0	0	0	1	0	0	0.5	
vs Indiana State	12-25-12	0	0	0	.000	0	0	.000	0	0	.000	0	0	0	0.9	0	0	0	0	0	0	0	0.4	
LA SALLE	01-02-13	3	0	0	.000	0	0	.000	0	0	.000	0	1	1	0.9	0	0	0	0	0	0	0	0.4	
at Georgia Tech	01-05-13	7	0	0	.000	0	0	.000	2	2	1.000	2	0	2	1.0	0	0	0	1	1	0	2	0.5	
at North Carolina	01-10-13	2	0	0	.000	0	0	.000	0	0	.000	1	0	1	1.0	0	0	0	0	0	0	0	0.5	
MARYLAND	01-13-13	7	1	2	.500	0	0	.000	0	0	.000	2	2	4	1.2	1	0	0	0	0	0	2	0.6	
at Boston College	01-16-13	7	0	0	.000	0	0	.000	0	0	.000	0	1	1	1.2	1	0	1	1	0	1	0	0.6	
DUKE	01-23-13	12	1	3	.333	0	0	.000	0	1	.000	1	1	2	1.3	0	0	0	0	1	1	2	0.7	
FLORIDA STATE	01-27-13	12	2	3	.667	0	0	.000	0	0	.000	1	1	2	1.3	3	0	0	2	1	0	4	0.9	
at Virginia Tech	01-30-13	6	1	1	1.000	0	0	.000	0	0	.000	0	1	1	1.3	1	0	0	0	0	0	2	0.9	
at NC State	02-02-13	6	0	0	.000	0	0	.000	0	0	.000	2	0	2	1.3	0	0	1	2	0	0	0	0.9	
Totals		0	122	6	13	.462	0	0	.000	4	8	.500	13	11	24	1.3	19	0	3	8	6	4	16	0.9



JUSTIN HELLER

Junior | Guard | 6-2 | 180

Boca Raton, Fla. | West Boca Raton Community

#12

Heller Career Highs

Points
Career: 2, vs. Charlotte, 12/14/12

Rebounds
Career: 3, vs. Charlotte, 12/14/12

Assists
Career: 1 (2x) last vs. Florida State, 1/27/13

Steals
Career: --

Blocked Shots
Career: --

Field Goals
Career: 1, vs. Charlotte, 12/14/12

Field Goal Attempts
Career: 1 (5x), last vs. Florida State, 1/27/13

Free Throws
Career: --

Free Throw Attempts
Career: 2, vs. Charlotte, 12/14/12

3-Point Field Goals
Career: --

3-Point Field Goal Attempts
Career: 1 (2x) last vs. Florida State, 1/27/13

Minutes
Career: 3, vs. Charlotte, 12/14/12

2011-12		
Opposition	P	A
at Charlotte	0	0
APPALACHIAN ST.	0	2
at Boston College	0	0
VIRGINIA TECH	0	0
WAKE FOREST	0	0
BOSTON COLLEGE	0	0
MINNESOTA	0	0

As a Sophomore (2011-12): Played in seven games, including four ACC matchups ... Attempted two shots, including one three pointer ... Grabbed a pair of defensive rebounds ... Season highs include one field goal attempt against Boston College and Wake Forest, one three-point attempt vs. Boston College, two rebounds against Appalachian State and two minutes vs. Appalachian State ... Book Buster (3.0 GPA) ... Athletics Director Honor Roll (3.2 GPA).

As a Freshman (2010-11): Walked onto team ... Practiced, but did not see any game time.

High School: After transferring to West Boca, played one year of varsity basketball for the Bulls ... Among top 30 three-point scorers in Palm Beach County in 2009-10 ... Bulls were only team to beat powerhouse Dwyer, the top-ranked high school in county, with 82-73 victory.

Personal: Born on Dec. 26, 1991 ... Son of Neal Heller and Liz Heller ... Brother to Anthony Anderson ... Majoring in finance, with aspirations of becoming a CEO ... Recruited by American and North Florida ... Nickname is J-Hell.

CAREER STATISTICS

Season	GP	GS	Min.	Avg.	Total			3-Point			Free Throws			Rebounds				Scoring							
					FG	FGA	Pct.	FG	FGA	Pct.	FT	FTA	Pct.	Off.	Def.	Tot.	Avg.	PF	FO	Ast.	TO	Blk	Stl	Pts.	Avg.
2011-12	7	0	4	0.6	0	2	.000	0	1	.000	0	0	.000	0	2	2	0.3	0	0	0	1	0	0	0	0.0
2012-13	6	0	7	1.2	1	3	.333	0	1	.000	0	2	.000	0	4	4	0.7	1	0	2	1	0	0	2	0.3
TOTAL	13	0	11	0.8	1	5	.200	0	2	.000	0	2	.000	0	6	6	0.5	1	0	2	2	0	0	2	0.2

HELLER 2012-13

Opponent	Date	TOTAL			3-PTS			FREE THROWS			REBOUNDS				SCORING									
		GS	Min	FG	FGA	Pct	3FG	FGA	Pct	FT	FTA	Pct	Off	Def	Tot	Avg	PF	FO	A	TO	Blk	Stl	Pts	Avg
JACKSONVILLE	11-16-12	0	0	0	0	.000	0	0	.000	0	0	.000	0	0	0	0.0	0	0	0	0	0	0	0	0.0
CHARLOTTE	12-14-12	3	1	1	1.000	0	0	.000	0	2	.000	0	3	3	1.5	0	0	0	0	0	0	0	2	1.0
at UCF	12-18-12	1	0	0	.000	0	0	.000	0	0	.000	0	0	0	1.0	0	0	1	0	0	0	0	0	0.7
at Hawai'i	12-22-12	1	0	0	.000	0	0	.000	0	0	.000	0	0	0	0.8	0	0	0	0	0	0	0	0	0.5
DUKE	01-23-13	1	0	1	.000	0	0	.000	0	0	.000	0	0	0	0.6	1	0	0	1	0	0	0	0	0.4
FLORIDA STATE	01-27-13	1	0	1	.000	0	1	.000	0	0	.000	0	1	1	0.7	0	0	1	0	0	0	0	0	0.3



STEVE SORENSON

Freshman | Guard | 6-0 | 151

Dallas, Texas | Mark's School of Texas

#3

Sorenson Career Highs

Points
Career: --

Rebounds
Career: --

Assists
Career: --

Steals
Career: --

Blocked Shots
Career: --

Field Goals
Career: --

Field Goal Attempts
Career: --

Free Throws
Career: 1, vs. Duke 1/23/13

Free Throw Attempts
Career: 1 (2x) last vs. Duke 1/23/13

3-Point Field Goals
Career: --

3-Point Field Goal Attempts
Career: --

Minutes
Career: 3, vs. Charlotte, 12/14/12

High School: Named all-state by Texas Association of Basketball Coaches as a senior ... TABC academic all-state ... Two-time All-Southwest Preparatory Conference ... Trinity Valley Christian all-tournament team twice ... Team captain both junior and senior seasons ... Averaged 18 points, six assists, three rebounds, two steals in senior campaign ... Shot 50 percent from both field and distance in final season ... Team leadership award ... Invited to TABC all-star game and 2012 Showboat Classic ... Team MVP ... Notched 12 points, five assists, four rebounds and two steals per game sophomore season ... Shot 50 percent from field and 49 percent from three ... Most improved player sophomore season ... Three-year letterwinner ... Honor roll all four years.

Personal: Full name is Steven Lewis Sorenson, goes by Steve ... Born Dec. 30, 1993 in St. Louis, Mo. ... Son of Skip and Yvonne ... Brother to Erik, who was a walk-on with Virginia Tech basketball team from 2010-12 ... Played AAU ball for Dallas Heroes ... Majoring in business.

CAREER STATISTICS

Season	GP	GS	Min.	Avg.	Total			3-Point			Free Throws			Rebounds				Scoring							
					FG	FGA	Pct.	FG	FGA	Pct.	FT	FTA	Pct.	Off.	Def.	Tot.	Avg.	PF	FO	Ast.	TO	Blk	Stl	Pts.	Avg.
2012-13	5	0	7	1.4	0	0	.000	0	0	.000	1	3	.333	0	0	0	0.0	0	0	0	0	1	0	0	0.2

SORENSON 2012-13

Opponent	Date	TOTAL			3-PTS			FREE THROWS			REBOUNDS				SCORING									
		GS	Min	FG	FGA	Pct	3FG	FGA	Pct	FT	FTA	Pct	Off	Def	Tot	Avg	PF	FO	A	TO	Blk	Stl	Pts	Avg
JACKSONVILLE	11-16-12	0	0	0	0	.000	0	0	.000	0	0	.000	0	0	0	0.0	0	0	0	0	0	0	0	0.0
CHARLOTTE	12-14-12	3	0	0	.000	0	0	.000	0	0	.000	0	0	0	0.0	0	0	0	0	0	0	0	0	0.0
at Hawai'i	12-22-12	1	0	0	.000	0	0	.000	0	1	.000	0	0	0	0.0	0	0	0	0	0	0	0	0	0.0
DUKE	01-23-13	2	0	0	.000	0	0	.000	1	2	.500	0	0	0	0.0	0	0	0	1	0	0	1	0	0.3
FLORIDA STATE	01-27-13	1	0	0	.000	0	0	.000	0	0	.000	0	0	0	0.0	0	0	0	0	0	0	0	0	0.2



2012-13 Miami Men's Basketball
University of Miami Combined Team Statistics (as of Feb 02, 2013)
All games

RECORD:	OVERALL	HOME	AWAY	NEUTRAL
ALL GAMES	17-3	9-0	8-1	0-2
CONFERENCE	8-0	3-0	5-0	0-0
NON-CONFERENCE	9-3	6-0	3-1	0-2

#	Player	gp-gs	min	avg	Total		3-Point		F-Throw		Rebounds				pf	dq	a	to	blk	stl	pts	avg
					fg-fga	fg%	3fg-fga	3fg%	ft-fa	ft%	off	def	tot	avg								
01	Durand Scott	17-17	593	34.9	86-180	.478	17-55	.309	49-69	.710	13	57	70	4.1	41	2	49	34	1	30	238	14.0
35	Kenny Kadji	20-20	596	29.8	98-204	.480	24-68	.353	45-70	.643	32	103	135	6.8	51	0	20	41	29	10	265	13.3
00	Shane Larkin	20-20	725	36.2	96-206	.466	36-88	.409	31-43	.721	8	77	85	4.3	31	0	81	43	4	47	259	13.0
42	Reggie Johnson	11-6	281	25.5	34-85	.400	1-8	.125	45-61	.738	31	69	100	9.1	24	0	9	24	19	5	114	10.4
04	Trey McKinney Jones	20-18	619	31.0	61-155	.394	31-83	.373	44-51	.863	9	65	74	3.7	36	0	37	22	1	15	197	9.9
45	Julian Gamble	20-14	415	20.8	56-101	.554	0-0	.000	23-48	.479	41	60	101	5.1	41	2	4	16	35	12	135	6.8
15	Rion Brown	20-5	447	22.4	43-118	.364	16-71	.225	14-22	.636	11	22	33	1.7	22	0	21	12	2	8	116	5.8
02	Bishop Daniels	3-0	50	16.7	5-11	.455	3-3	1.000	2-2	1.000	1	2	3	1.0	5	0	3	4	0	6	15	5.0
21	Erik Swoope	14-0	95	6.8	8-13	.615	1-1	1.000	4-15	.267	7	10	17	1.2	6	0	2	2	1	3	21	1.5
10	Raphael Akpejori	12-0	68	5.7	5-12	.417	0-0	.000	1-3	.333	6	12	18	1.5	7	0	1	2	3	3	11	0.9
23	Tonye Jekiri	18-0	122	6.8	6-13	.462	0-0	.000	4-8	.500	13	11	24	1.3	19	0	3	8	6	4	16	0.9
12	Justin Heller	6-0	7	1.2	1-3	.333	0-1	.000	0-2	.000	0	4	4	0.7	1	0	2	1	0	0	2	0.3
03	Steve Sorenson	5-0	7	1.4	0-0	.000	0-0	.000	1-3	.333	0	0	0	0.0	0	0	0	1	0	0	1	0.2
Team											24	41	65				6					
Total.....		20	4025		499-1101	.453	129-378	.341	263-397	.662	196	533	729	36.5	284	4	232	216	101	143	1390	69.5
Opponents.....		20	4025		429-1134	.378	124-400	.310	205-311	.659	217	477	694	34.7	356	7	221	255	55	107	1187	59.3

TEAM STATISTICS	UM	OPP	Date	Opponent	Score	Att.
SCORING	1390	1187	11-09-12	STETSON	w 87-79	3160
Points per game	69.5	59.3	11-13-12	at Florida Gulf Coast	L 51-63	4552
Scoring margin	+10.2	-	11-16-12	JACKSONVILLE	w 73-57	3135
FIELD GOALS-ATT	499-1101	429-1134	11-24-12	DETROIT	w 77-62	2946
Field goal pct	.453	.378	! 11-28-12	MICHIGAN STATE	w 67-59	5791
3 POINT FG-ATT	129-378	124-400	12-01-12	at Massachusetts	w 75-62	7004
3-point FG pct	.341	.310	12-14-12	CHARLOTTE	w 77-46	3275
3-pt FG made per game	6.5	6.2	12-18-12	at UCF	w 72-50	5189
FREE THROWS-ATT	263-397	205-311	& 12-22-12	at Hawai i	w 73-58	8120
Free throw pct	.662	.659	& 12-23-12	vs Arizona	L 50-69	6564
F-Throws made per game	13.2	10.3	& 12-25-12	vs Indiana State	Lot 55-57	6514
REBOUNDS	729	694	01-02-13	LA SALLE	w 76-59	3259
Rebounds per game	36.5	34.7	* 01-05-13	at Georgia Tech	w 62-49	7614
Rebounding margin	+1.8	-	* 01-10-13	at North Carolina	w 68-59	20516
ASSISTS	232	221	* 01-13-13	MARYLAND	w 54-47	5809
Assists per game	11.6	11.1	* 01-16-13	at Boston College	w 60-59	3624
TURNOVERS	216	255	* 01-23-13	DUKE	w 90-63	7972
Turnovers per game	10.8	12.8	* 01-27-13	FLORIDA STATE	w 71-47	7972
Turnover margin	+2.0	-	* 01/30/13	at Virginia Tech	w 73-64	5436
Assist/turnover ratio	1.1	0.9	* 02/02/13	at NC State	w 79-78	19557
STEALS	143	107				
Steals per game	7.2	5.4				
BLOCKS	101	55				
Blocks per game	5.1	2.8				
ATTENDANCE	43319	94690				
Home games-Avg/Game	9-4813	9-9068				
Neutral site-Avg/Game	-	2-6539				

! = ACC / Big Ten Challenge
 & = Hawaiian Airlines Diamond Head Classic | Honolulu, Hawaii
 * = Conference game

Score by Periods	1st	2nd	OT	Totals
University of Miami	598	786	6	1390
Opponents	550	629	8	1187



2012-13 Miami Men's Basketball
University of Miami Combined Team Statistics (as of Feb 02, 2013)
Conference games

RECORD:	OVERALL	HOME	AWAY	NEUTRAL
ALL GAMES	8-0	3-0	5-0	0-0
CONFERENCE	8-0	3-0	5-0	0-0
NON-CONFERENCE	0-0	0-0	0-0	0-0

##	Player	gp-gs	min	avg	Total		3-Point		F-Throw		Rebounds			pf	dq	a	to	blk	stl	pts	avg	
					fg-fga	fg%	3fg-fga	3fg%	ft-fta	ft%	off	def	tot									avg
35	Kenny Kadji	8-8	231	28.9	46-85	.541	12-27	.444	17-31	.548	11	40	51	6.4	18	0	4	16	11	2	121	15.1
00	Shane Larkin	8-8	292	36.5	36-79	.456	14-38	.368	11-19	.579	4	38	42	5.3	14	0	37	16	3	20	97	12.1
01	Durand Scott	8-8	269	33.6	35-80	.438	7-28	.250	18-25	.720	4	17	21	2.6	28	2	25	16	0	14	95	11.9
04	Trey McKinney Jones	8-8	234	29.3	25-72	.347	13-40	.325	15-19	.789	2	25	27	3.4	11	0	20	9	0	4	78	9.8
45	Julian Gamble	8-8	203	25.4	28-50	.560	0-0	.000	9-19	.474	21	33	54	6.8	23	1	3	6	22	7	65	8.1
15	Rion Brown	8-0	156	19.5	20-45	.444	11-33	.333	2-2	1.000	3	6	9	1.1	8	0	7	4	0	2	53	6.6
42	Reggie Johnson	4-0	83	20.8	8-24	.333	0-2	.000	10-12	.833	9	20	29	7.3	9	0	1	7	6	2	26	6.5
23	Tonye Jekiri	8-0	59	7.4	5-9	.556	0-0	.000	2-3	.667	9	6	15	1.9	6	0	2	6	3	2	12	1.5
10	Raphael Akpejori	6-0	43	7.2	3-8	.375	0-0	.000	0-0	.000	3	8	11	1.8	6	0	1	1	1	3	6	1.0
21	Erik Swoope	5-0	25	5.0	1-4	.250	0-0	.000	1-5	.200	1	5	6	1.2	1	0	0	0	0	0	3	0.6
03	Steve Sorenson	2-0	3	1.5	0-0	.000	0-0	.000	1-2	.500	0	0	0	0.0	0	0	0	1	0	0	1	0.5
12	Justin Heller	2-0	2	1.0	0-2	.000	0-1	.000	0-0	.000	0	1	1	0.5	1	0	1	1	0	0	0	0.0
Team											12	24	36									
Total.....		8	1600		207-458	.452	57-169	.337	86-137	.628	79	223	302	37.8	125	3	101	83	46	56	557	69.6
Opponents.....		8	1600		169-446	.379	43-139	.309	85-131	.649	76	198	274	34.2	132	1	85	99	25	43	466	58.2

TEAM STATISTICS	UM	OPP	Date	Opponent	Score	Att.
SCORING	557	466	* 01-05-13	at Georgia Tech	w 62-49	7614
Points per game	69.6	58.2	* 01-10-13	at North Carolina	w 68-59	20516
Scoring margin	+11.4	-	* 01-13-13	MARYLAND	w 54-47	5809
FIELD GOALS-ATT	207-458	169-446	* 01-16-13	at Boston College	w 60-59	3624
Field goal pct	.452	.379	* 01-23-13	DUKE	w 90-63	7972
3 POINT FG-ATT	57-169	43-139	* 01-27-13	FLORIDA STATE	w 71-47	7972
3-point FG pct	.337	.309	* 01/30/13	at Virginia Tech	w 73-64	5436
3-pt FG made per game	7.1	5.4	* 02/02/13	at NC State	w 79-78	19557
FREE THROWS-ATT	86-137	85-131				
Free throw pct	.628	.649				
F-Throws made per game	10.8	10.6				
REBOUNDS	302	274				
Rebounds per game	37.8	34.2				
Rebounding margin	+3.5	-				
ASSISTS	101	85				
Assists per game	12.6	10.6				
TURNOVERS	83	99				
Turnovers per game	10.4	12.4				
Turnover margin	+2.0	-				
Assist/turnover ratio	1.2	0.9				
STEALS	56	43				
Steals per game	7.0	5.4				
BLOCKS	46	25				
Blocks per game	5.8	3.1				
ATTENDANCE	21753	56747				
Home games-Avg/Game	3-7251	5-11349				
Neutral site-Avg/Game	-	0-0				

! = ACC / Big Ten Challenge
 & = Hawaiian Airlines Diamond Head Classic | Honolulu, Hawaii
 * = Conference game

Score by Periods	1st	2nd	Totals
University of Miami	250	307	557
Opponents	216	250	466