

A portrait of Brian Gregory, the head coach of Georgia Tech basketball. He is a middle-aged man with short, graying hair, smiling broadly. He is wearing a dark blue suit jacket, a light blue dress shirt, and a yellow patterned tie. His arms are crossed. The background is a dark, geometric pattern of triangles and lines, with a bright light source behind him creating a glow.

BRIAN GREGORY
HEAD COACH

2011-12 GEORGIA TECH BASKETBALL

TRADITION AT WORK



ACC Tournament Guide



RADIO/TV ROSTER



Brian Gregory
Head Coach



Chad Dollar
Assistant Coach



Josh Postorino
Assistant Coach



Billy Schmidt
Assistant Coach



Amir Abdur-Rahim
Director of Player Development



Chris Jacobs
Director of Operations




Mike Bewley
Strength and Conditioning Coach



Richard Stewart
Athletic Trainer



Derek Craig **33**
G • 6-4 • Sr.




Nick Foreman **4**
G • 6-3 • Sr.



Nate Hicks **42**
C • 6-10 • So.



Kammeon Holsey **24**
F • 6-8 • So.-R




Pierre Jordan **2**
G • 6-0 • Gr.




Daniel Miller **5**
C • 6-11 • So.-R




McPherson Moore **13**
G • 6-3 • So.



Jason Morris **14**
G/F • 6-5 • So.



Aaron Peek **11**
G • 6-4 • Fr.



Brandon Reed **23**
G • 6-3 • So.-R



Glen Rice, Jr. **41**
G/F • 6-5 • Jr.




Julian Royal **1**
F • 6-7 • Fr.



Mfon Udofia **0**
G • 6-2 • Jr.

GEORGIA TECH BASKETBALL 2011-12

59th Annual ACC Tournament • Philips Arena • Atlanta, Ga.



Game 31

GEORGIA TECH YELLOW JACKETS
(11-19, 4-12 ACC) vs.

MIAMI HURRICANES
(18-11, 9-7 ACC)

Date: Thursday, March 8, 2012

Tipoff: 9 p.m. Eastern time

Site: Philips Arena, Atlanta, Ga.

Television: ACC Network; Tim Brando, play-by-play; Dan Bonner, color; also on ESPNU

Radio: Georgia Tech Sports Network from IMG College, flagship station WQXI-AM (790 the Zone) and WYAY-FM (106.7). Wes Durham, play-by-play; Randy Waters, color.

Satellite Radio: Sirius Ch. 95, XM Ch. 85

Tech Record Breakdown: 7-8 at home, 3-9 on the road, 1-2 neutral

All-Time Record at Philips Arena: 7-10

ACC Tournament Record: 24-29

Series History: Miami leads, 8-6
(see details on page 2-3)

College RPI/Sagarin Rankings (SOS):

Georgia Tech - 190 (78) / 160 (71)

Miami - 55 (41) / 44 (44)

Georgia Tech Coach Brian Gregory

(Oakland, 1990):

11-19 in 1st season at Tech

183-113 in 9th season overall

Miami Coach Jim Larranaga

(Providence, 1971):

18-11 in 1st season at Miami

488-345 in 28th season overall

MEDIA INFORMATION

Official GT website Ramblinwreck.com

Twitter updates Twitter.com/gtmbk

Facebook Facebook.com/gtmensbasketball

YouTube Youtube.com/ramblinwrecktube

Tickets online Ramblinwreck.com/tickets

Tickets by phone 888-TECH-TIX

Sports Information Office 404-894-5445

Primary SID contact Mike Stamus

E-mail mstamus@athletics.gatech.edu

Stamus' cell 404-218-9723

Secondary contact Dean Buchan

E-mail dbuchan@athletics.gatech.edu

Buchan's cell 404-295-8703

Tech Opens ACC Tournament Against Miami

Having finished its regular season with a pair of wins in the final three games, Georgia Tech opens its first Atlantic Coast Conference Tournament under head coach Brian Gregory as the 11th seed facing No. 6 Miami at 9 p.m. Thursday night.

The 59th annual ACC Tournament is being played Thursday through Sunday at Philips Arena, where the Yellow Jackets have played 10 of their home games this season, including all eight of their ACC games (3-5 record).

It is the sixth time the ACC Tournament has been held in Atlanta (1983, 1985, 1989 at the Omni; 2001, 2009 at the Georgia Dome). Tech is 6-4 in ACC Tournament games held in Atlanta, 4-2 at the Omni, 2-2 at the Georgia Dome. The Jackets won the 1985 tournament at the Omni, the first ACC title for the Institute in any sport.

The second meeting between the Tech and Miami this season can be seen on the ACC Network (WATL-TV in Atlanta), and can be heard in Atlanta on flagship station 790 the Zone (790 AM) and True Oldies 106.7 FM, as well as across the country on satellite radio (Sirius Ch. 85, XM Ch. 85).

In its first year under Gregory, Tech (11-19, 4-12 ACC) is coming off a 69-62 win over Wake Forest in its final regular season game Saturday. The Yellow Jackets went 3-5 in the second half of the ACC schedule, including wins over Maryland and Wake in the last eight days. Tech also had 74-73, overtime loss at Virginia Tech.

Tech is 3-7 at Philips Arena this season (7-10 all-time), but won the last two. Philips Arena has been one of two temporary home facilities for Tech while its new on-campus home, the McCamish Pavilion, is being built on the site of the old Alexander Memorial Coliseum.

Miami (18-11, 9-7 ACC) finished in a three-way tie for fourth place in the conference standings with Virginia and NC State in its first year under head coach Jim Larranaga, but lost out in the tiebreaker. The Hurricanes won five conference games in a row at one point this season and captured three of their final five.

Miami defeated Tech, 64-49, in the team's only regular season meeting on Jan. 24 at Philips Arena. The winner of this game will advance to a 9 p.m. quarterfinal game Friday night against 3rd-seeded Florida State (21-9, 12-4 ACC).

Tech is 24-29 all-time in 32 previous ACC Tournaments, and is 3-5 in opening round games on Thursday.

Tech Update

• Georgia Tech's primary goals this season have been to play solid team defense, win the rebounding battle, and be efficient on offense. The Yellow Jackets have a +3.8 edge in rebounding for the season

ROSTER AT-A-GLANCE (# AND SHADING INDICATES PROBABLE STARTERS)

No.	NAME	Pos.	Ht.	Wt.	Cl.	HOMETOWN	PPG	RPG
0	Mfon Udofia#	G	6-2	193	Jr.	Stone Mountain, Ga.	9.8	3.5
	> double figures in 14 games; 54/37 TO in ACC games (38/18 last 8 games)							
1	Julian Royal	F	6-7	230	Fr.	Alpharetta, Ga.	4.6	2.4
	> all-state HS player averaging 18.6 mpg, 5.1 ppg, 2.8 rpg, 45.8% FG in ACC games							
2	Pierre Jordan	G	6-0	170	Gr.	Dunwoody, Ga.	1.6	1.0
	> grad. transfer from FSU, gives Tech 2nd PG; 4-12 on 3s, just 11 turnovers in ACC games							
4	Nick Foreman	G	6-3	210	Sr.	Bellaire, Texas	1.6	1.1
	> good defender has averaged 16.6 mpg last 5 games; 6.6 ppg (5 3s) in last 3 games							
5	Daniel Miller#	C	6-11	258	So.-R.	Loganville, Ga.	8.3	6.4
	> 13th in ACC in reb avg, 2nd in blocks (2.3 pg); double figure pts 8 of last 9 games (10.1 ppg)							
11	Aaron Peek	G	6-4	190	Fr.	Atlanta, Ga.	0.0	0.3
	> walk-on who joined team prior to the start of pre-season practice, played 4 games							
13	McPherson Moore	G	6-3	200	So.	St. Louis, Mo.	1.2	0.0
	> non-scholarship player who sank two 3s in 3 minutes vs. FAMU							
14	Jason Morris#	G/F	6-5	210	So.	Augusta, Ga.	7.9	3.3
	> started 20 games; double figures in 11 games (7.1 ppg vs. ACC); career-high 22 vs. WF on M3							
23	Brandon Reed#	G	6-3	180	So.-R.	Decatur, Ga.	7.4	3.3
	> transfer from Ark St started 28 games, 8 games in double digits, 6.8 ppg vs. ACC							
24	Kammeon Holsey#	F	6-8	226	So.-R.	Sparta, Ga.	9.5	4.8
	> 59.5% FG (51.8% in ACC games) leads team, 12.5 ppg last 8 games (6 in double figures)							
33	Derek Craig	G	6-4	205	Sr.	Spring, Texas	1.5	0.5
	> good outside shooter played in 10 games, career-high 13 min vs. WF on M3 (5 pts, 2ast)							
41	Glen Rice, Jr.	G/F	6-5	206	Jr.	Marietta, Ga.	13.0	6.7
	> 13.7 ppg, 6.7 rpg, 37.8% on 3s in ACC games							
42	Nate Hicks	C	6-10	218	So.	Panama City Beach, Fla.	1.1	2.1
	> averaging 7.7 min off the bench, 52.4% FG; missed 6 games w/ mono, returned F29 vs. BC							

GEORGIA TECH SCHEDULE

N11	FLORIDA A&M ¹	W, 92-59
N14	DELAWARE STATE ¹	W, 70-52
N17	St. Joseph's*	L, 53-66
N18	VCU*	W, 73-60
N20	LSU*	L, 50-59
N23	SIENA ¹	W, 72-44
N29	NORTHWESTERN ²	L, 60-76
D3	at Tulane	L, 52-57
D7	at Georgia	W, 68-56
D10	at Savannah State	W, 65-45
D19	ALABAMA A&M ¹	W, 65-54
D22	MERCER ¹	L, 59-65
D29	at Fordham	L, 66-72
J3	ALABAMA ²	L, 48-73
J7	DUKE ² (5/3)	L, 74-81
J11	at NC State	W, 82-71
J15	at Maryland	L, 50-61
J19	VIRGINIA ² (15/17)	L, 38-70
J21	at Clemson	L, 62-64
J24	MIAMI ²	L, 49-64
J29	at North Carolina (7/8)	L, 81-93
F1	at Florida State (21/24)	L, 54-68
F4	BOSTON COLLEGE ²	W, 51-47
F9	NC STATE ²	L, 52-61
F15	at Wake Forest	L, 50-59
F18	at Virginia Tech	L, 73-74 (ot)
F21	CLEMSON ²	L, 37-56
F25	MARYLAND ²	W, 63-61
F29	at Boston College	L, 52-56
M3	WAKE FOREST ²	W, 69-62
M8	vs. Miami (ACC Tournament)9 p.m.

*Charleston Classic; 1-Arena at Winnett; 2-Philips Arena

TECH TEAM STATISTICS

2011-12	Stat	ACC	NCAA*
Scoring offense	61.0	11th	298th
Scoring defense	62.9	5th	68th
Scoring margin	-1.9	9th	226th
Field goal pct.	.430	8th	197th
Field goal pct. def.	.406	4th	47th
3-pt FG pct.	.316	12th	252nd
3-pt FG made	5.2	12th	264th
3-pt FG pct. def.	.353	10th	219th
3-pt FG allowed	6.5	8th	n/a
Free throw pct.	.656	12th	276th
FT made per game	10.1	12th	n/a
Rebounds per game	35.2	6th	n/a
Rebound margin	+3.8	4th	60th
Assists per game	11.1	11th	290th
Turnover margin	-3.1	12th	318th
Assist/TO ratio	0.8	9th	288th
Turnovers	14.3	11th	236th
Blocks per game	4.9	3rd	32nd
Steals per game	5.3	9th	290th
Fewest fouls per game	16.6	n/a	57th

*as of Mar. 2, out of 338 teams ranked

#not enough 3PM to qualify; n/a = no ranking available

SERIES HISTORY VS. MIAMI

Tech trails, 6-8

Home: 4-3, Away: 2-5, Neutral: 0-0

All Home Games: 4-3
 At AMC: 4-2
 At Philips Arena: 0-1
 In Atlanta: 4-3
 All Road Games: 2-5
 At BankUnited Center: 1-4
 As ACC members: 4-7
 In the ACC Tournament: 0-0
 All Neutral Games: 0-0
 Under Brian Gregory: 0-1

All-Time Series Results

1-3-53a	L	60- 82
2-27-67h	W	90- 84
12-27-97a1	W	69- 61
1-6-059/10.....h	W	80- 69
2-26-05a	W	76- 72
2-4-06h	L	53- 70
12-3-0621/23.....a	L	82- 90
1-12-0825/v.....a	L	68- 78
2-17-08h	L	63- 64
3-4-09h	W	78- 68
2-10-1020/20.....a	L	62- 64
2-3-11a	L	57- 59
3-6-11h	W	66- 57
1-24-12h12	L	49- 64

Coaching Records

Brian Gregory vs. Miami	
In Atlanta0-1
In Miami0-0
Neutral sites0-0
Total0-1

Jim Larranaga vs. Georgia Tech	
In Atlanta1-0
In Miami0-0
Neutral sites0-0
Total1-0

and has won that battle in 18 of 30 games.

- The Yellow Jackets rank 4th in the ACC (47th nationally) in field goal percentage defense (40.6 pct.) and 5th in scoring defense (68th nationally, 62.9 ppg). Tech has held 14 opponents under 40 percent from the field, and have held 12 teams under 60 points.

- Tech has given up 61.0 points per game this year, which, if the season ended today, would be the program's fourth-lowest yield going back to the 1955-56 season, the first year statistics are available. Only one other Tech team (1984-85, 59.4 ppg) has given up fewer points per game vs. the ACC than has this year's team (65.5).

- Tech has shared the ball much better since the beginning of of February, assisting on 58.2 percent of its baskets (last 3 games = 62.0%), compared to 49.0 percent for the entire ACC schedule and 48.6 percent for the entire season.

- Tech has found the going difficult on the offensive end throughout the conference schedule with a few exceptions. The Yellow Jackets shot a season-high 58.3 percent in an overtime loss at Virginia Tech on F18, shot 49.1 percent against Duke on J7, 51 percent at NC State on J11, and 45.6 percent at North Carolina on J29. Tech averaged 77.5 points in those games.

- Altogether, Tech has managed to score just 58.6 points against the conference this year,

Winning Margin

Georgia Tech	
In Atlanta12 (80-68 on 1/6/05)
In Miami8 (69-61 on 12/27/97)
Neutralna

Miami	
In Atlanta17 (70-53 on 2/4/06)
In Miami22 (82-60 on 1/3/53)
Neutralna

Team Scoring Highs

Georgia Tech	
In Atlanta90 (90-84 on 2/27/67)
In Miami82 (82-90 on 12/3/06)
Neutralna

Miami	
In Atlanta84 (84-90 on 2/27/67)
In Miami90 (90-82 on 12/3/06)
Neutralna

Individual Scoring Highs

Georgia Tech	
In Atlanta30 (Lewis Clinch on 3/4/09)
In Miami24 (Matt Harpring on 12/27/97)
Neutralna

Miami	
In Atlanta27 (Guillermo Diaz on 1/6/05)
In Miami24 (Guillermo Diaz on 2/26/05)
Neutralna

which is an all-time low for Tech in the shot clock era, and has converted just 41 percent of its field goals. Tech has been held under 40 points in a game twice, and under 60 nine times.

- Conversely, Tech has managed to put together some excellent second halves of offense in ACC games. The Jackets have shot 46 percent or better from the floor in the second half of 10 conference games, including a 52.6 effort F25 in their win over Maryland.

- Tech's offensive numbers in road games this year (62.9 ppg, 44.0% FG, 37.6% on 3s, 66.5% FT) are far better than those for the Jackets in Philips Arena.

Whom to Watch

- 6-8 sophomore Kammeon Holsey has scored in double figures in six of his last eight games, leading Tech in scoring in four of those. He has averaged 12.5 points on 55.9% shooting (38-for-68) and has gone 24-for-35 (68.6%) from the foul line over that stretch.

- Holsey, who recorded his first career double-double against Maryland (16 pts, 10 reb) on F25, leads Tech in field goal percentage in all games (59.5%) and is second in ACC games (51.8%).

- 6-11 sophomore center Daniel Miller has scored in double figures in eight of his last nine games, averaging 10.1 points and 7.0 rebounds.

TECH NOTEBOOK

GEORGIA TECH QUICK FACTS

Official Name: Georgia Institute of Technology

Location: Atlanta, Ga.

Enrollment: 19,404

Founded: 1885

Colors: Old Gold and White

Nickname: Yellow Jackets, Ramblin' Wreck

Mascot: Buzz (Yellow Jacket)

Fight Songs: Ramblin' Wreck, White and Gold

Conference: Atlantic Coast (ACC)

Arena: McCamish Pavilion (opening in October, 2012)

President: Dr. G.P. "Bud" Peterson

Director of Athletics: Dan Radakovich

Faculty Representative for Athletics:

Dr. Sue Ann Bidstrup Allen

Head Coach: Brian Gregory (Oakland, 1990)

Record at Tech: 11-19 (1st season)

Overall: 183-113 (9th season)

ACC Regular Season: 4-12

ACC Tournament: 0-0

NCAA Tournament: 1-2

Assistant Coaches:

Chad Dollar (Milligan, 1996)

Josh Postorino (Dayton, 1999)

Billy Schmidt (Wake Forest, 1992)

Director of Player Personnel:

Amir Abdur-Rahim (SE Louisiana, 2004)

Director of Operations:

Chris Jacobs (Coe College, 1999)

Athletic Trainer: Richard Stewart (Salisbury, 2005)

Strength Coach: Mike Bewley (Eastern Kentucky, 1998)

BASKETBALL HISTORY

96 seasons: 1st game, Feb. 17, 1906 vs. Auburn

All-time Record: 1,263-1,124

Winning/Losing, 500 Seasons: 50 / 43 / 4

NCAA Appearances (16): 23-16 record

1960, 1985, 1986, 1987, 1988, 1989,

1990, 1991, 1992, 1993, 1996, 2001,

2004, 2005, 2007, 2010

Final Fours (2): 1990, 2004

NIT Appearances (7): 8-7 record

1970, 1971, 1984, 1994, 1998, 1999, 2003

ACC Championships (3): 1985, 1990, 1993

ACC Regular Season Titles (2): 1985 (tie), 1996

ACC Regular-Season Record: 211-294

(145-107 home, 66-187 road)

ACC Tournament Record: 24-29

SEC Championships (1): 1938

Record at Alexander Memorial Coliseum:

55 seasons, 556-194

Record at Philips Arena: 7-10

Record at Arena at Gwinnett Center: 4-1

Record at Georgia Dome: 9-5

All-Time Head Coaches: 13

ACC Head Coaches: 4

All-America Selections: 14 (12 players)

Consensus All-Americans: 2

National Players of the Year: 1

All-ACC Selections: 47 times (26 players)

ACC Players of the Year: 2

ACC Rookies of the Year: 11

ACC Tournament MVPs: 3

ACC All-Freshman Team: 13

Miller has hit 41-of-68 (60.3%) shots from the floor, 8-for-10 from the foul line. He has 20 blocked shots, 9 assists and 9 steals.

- Holsey (11.4 ppg) and Miller (10.1) rank 1 and 2 for Tech in scoring since Feb. 1 and are a combined 57.6% from the floor and 70.8% from the foul line.

- 6-2 point guard Mfon Udofia had a career-high 9 assists with just 3 turnovers against Maryland and played good defense on the the ACC's leading scorer, Terrell Stoglin (18 pts on 5-17 shooting). He had 5 assists and 1 turnover to go with 15 points Saturday against Wake Forest.

- Udofia has 38 assists and 18 turnovers in his last 8 games.

- Udofia and backup point guard Pierre Jordan have just 20 turnovers between them in the last 8 games.

- 6-10 sophomore center Nate Hicks was sidelined recovering from mononucleosis since F8 (missed 6 games). He returned to practice Monday and dressed for the Boston College game but did not play. He played 3 minutes Saturday against Wake Forest.

- 6-5 junior forward Glen Rice, Jr., was suspended indefinitely on F17 and has not played the last 5 games.

- 6-3 senior Nick Foreman, a former walk-on who earned a scholarship this year, has played 83 minutes in Tech's last five games to fill the void left by the absences of Glen Rice, Jr., and Nate Hicks. He has made 5 3s in each of Tech's last 3 games, averaging 5.7 ppg.

Tech's ACC Tournament History

Georgia Tech has played in 32 ACC Tournaments, and has a 24-29 all-time record in the event. The Yellow Jackets have won three championships, in 1985 (Atlanta), 1990 (Charlotte) and 1993 (Charlotte).

Tech has been a runner-up four times (1986, 1996, 2005, 2010). The 1986, 1996 and 2010 runs to the finals occurred in Greensboro.

Tech is 6-4 in ACC Tournament games played in Atlanta, going 4-2 in three tournaments at the Omni, including the 1985 title, and 2-2 in two tournaments at the Georgia Dome.

Tech was 0-2 in the ACC Tournament under coach Dwane Morrison, 15-16 under Bobby Cremins (including all three titles) and 9-11 record under Paul Hewitt (including runner-up finishes in 2005 and 2010).

Tech has been the No. 11 seed twice before (2006, 2011) and has failed to win either time. The Jackets are 3-5 when opening the tournament on Thursday.

Last Time We Met

Kenny Kadji scored 21 points, Malcolm Grant had 16 and Miami beat Georgia Tech 64-49 at Philips Arena on Jan. 24.

Mfon Udofia had 14 points for Georgia Tech.

Georgia Tech trailed 49-39 after a free throw by Glen Rice Jr. with 7:12 remaining. Back-to-back baskets by Kammeon Holsey cut Miami's lead to 54-45 with 4:26 remaining, but the Hurricanes

answered with six straight points to push the lead to 15 points.

Kadji, who had 14 points in the second half, led Miami with eight rebounds.

Grant had three 3-pointers in the first half. Freshman Shane Larkin's 3 gave Miami its big lead of the half at 31-17.

Rice had 13 points and nine rebounds. Julian Royal had 11.

Tech-Miami History

- After winning the first two meetings with Miami after the Hurricanes became members of the ACC, Tech has dropped six of the last eight. Miami won the only regular-season meeting between the two teams in 2011-12, a 64-49 win at Philips Arena.

- Miami was the opponent for Tech in its last game at Alexander Memorial Coliseum, a game the Yellow Jackets won 66-57 to close out the 2010-11 regular season. Tech won four of six games against the Hurricanes in the building.

- Seven of the last eight meetings have all been decided by 10 points or less.

- The last meeting between the two schools prior to Miami's joining the ACC occurred in December of 1997 as part of the Orange Bowl Classic doubleheader at Miami Arena, the Hurricanes' home court until the team moved into the on-campus Convocation Center last year. The Yellow Jackets, led that year by senior forward Matt Harpring, won that game, 69-61.

- Tech played Miami twice under former head coach Whack Hyder, losing the first-ever meeting in the series by 22 points in 1953, then taking a six-point homecourt victory in 1967. That was the only pre-ACC visit by the Hurricanes to Alexander Memorial Coliseum, and the 90-84 Tech win has been the highest scoring game in the brief series.

A Win Thursday Would ...

- Improve Tech's record to 12-19 overall
- Improve Tech's all-time ACC Tournament record to 25-29 and 4-5 in Thursday games.

- Give Tech its first ACC Tournament victory since 2010

- Improve Tech's series record against Miami to 7-8

- Improve Tech's ACC Tournament record in Atlanta to 7-4

- Give Tech its third straight victory at Philips Arena and improve its record in the building to 4-7 this season, 8-10 all-time

- Improve Tech's all-time men's basketball record to 1,264-1,124

- Improve Brian Gregory's career head coaching record to 184-113

A Loss Would ...

- Drop Tech's record to 11-20 overall and end Tech's season

- Give Tech a 20-loss season for the fifth time in its history and first since 1980-81

- Drop Tech's all-time ACC Tournament record to 24-30 and 3-6 in Thursday games.

- Give Tech its third straight ACC Tournament loss

MEDIA GUIDELINES

Georgia Tech's practices are closed to the public and the media, but all coaches and players are available prior to practice on designated days each week. Announcements will be made weekly on which days the media sessions will occur.

TV stations occasionally will be allowed to shoot B-roll during the first 15 minutes of those practices during the course of the season.

Media are asked to notify Mike Stamus ahead of time to make specific player requests.

Interview requests with players that need to be conducted at other times of the day must be made through the media relations office at least 24 hours in advance. These interviews will be conducted at the media relations office, generally around lunch time, subject to the players' availability and class schedule.

Media are asked not to contact players directly either by phone or e-mail. Every effort will be made to make players available.

INTERVIEWS WITH COACH GREGORY

Media wishing to speak with Coach Gregory at times other than scheduled media sessions are asked to set up an appointment in advance through the media relations office. He also is available each week on the ACC Teleconference, and other teleconferences may be scheduled as demand warrants.

POST-GAME INTERVIEWS

Coach Gregory and the visiting team's head coach will each hold a post-game press conference in the designated interview room in the back hallway of the arena.

Players requested by the media will either be brought to the interview room or be made available after they shower and dress outside the team's locker room.

BRIAN GREGORY RADIO SHOW

Head coach Brian Gregory's weekly radio show airs each Monday live from 8-9 p.m. at STATS Restaurant and Bar, 300 Marietta Street. "790 The Zone", will air the show live, and it will be replayed on 106.7 FM, later that night.

ACC COACHES' WEEKLY

TELECONFERENCE

The 12 ACC head basketball coaches are featured on Monday teleconferences weekly through Monday, March 5, 2012. Each coach will have 10 minutes to make an opening statement and answer questions. There will be an instant replay of each teleconference on the Conference's internet site TheACC.com each Monday afternoon.

Steve Donahue, Boston College.....	10:30
Brad Brownell, Clemson	10:40
Mike Krzyzewski, Duke	10:50
Leonard Hamilton, Florida State	11:00
Brian Gregory, Georgia Tech.....	11:10
Mark Turgeon, Maryland.....	11:20
Jim Larranaga, Miami	11:30
Roy Williams, North Carolina.....	11:40
Mark Gottfried, NC State	11:50
Tony Bennett, Virginia	12:00
Seth Greenberg, Virginia Tech.....	12:10
Jeff Bzdelik, Wake Forest	12:20

- Drop Tech's series record against Miami to 6-9
- Drop Tech's ACC Tournament record in Atlanta to 6-5
- Drop Tech's record at Philips Arena this year to 3-8 and 7-11 all-time
- Drop Tech's all-time men's basketball record to 1,263-1,125
- Drop Brian Gregory's career record to 183-114

Two Named to Academic All-ACC Team

Graduate student Pierre Jordan and sophomore Nate Hicks have been named to the Atlantic Coast Conference's All-ACC Academic Team for basketball, the conference announced Friday.

Jordan, a 6-0 guard from Dunwoody, Ga., enrolled at Tech in the Building Construction graduate program after graduating from Florida State last summer. Hicks, a 6-10 center from Panama City Beach, Fla., is majoring in Management.

To be eligible for consideration, a student-athlete must have earned a 3.00 grade point average for the previous semester and maintained a 3.00 cumulative average during his academic career.

New Coach, New Arena, New Passion

Georgia Tech hired Brian Gregory, who enjoyed a successful eight-year run as the head coach at Dayton, as its head coach last March. The new Yellow Jackets' skipper compiled a record of 172-94 at the Atlantic 10 institution, guiding the Flyers to two NCAA Tournaments and three berths in the NIT, which they won in 2010.

The Chicago native, who cut his teeth in coaching under legendary Michigan State mentors Jud Heathcote and Tom Izzo, has gone about establishing a new culture for the Yellow Jackets, reaching out to former players and encouraging their involvement in the program, and engaging himself in many pursuits to promote the program to students and alumni (see his ticket promotion spot at <http://youtu.be/x5XozNli6BE>).

At Tech's football game against Georgia, he participated in two on-field promotions, including conducting the Tech Marching Band in its well-known "Buzzweiser" theme at the end of the third quarter.

Georgia Tech's student-newspaper, the Technique, hosted a "Town Hall Meeting" with Gregory Feb. 3, a student-run event where students participated in a Q&A with Tech's head coach.

Jackets At-A-Glance

First-year head coach Brian Gregory inherited two returning starters and nine letterwinners from a team that went 13-18 overall, 5-11 in the Atlantic Coast Conference, a year ago. Two of the three leading scorers from last season left the team - Iman Shumpert going in the NBA Draft, where he was the 17th overall selection of the New York Knicks, and Brian Oliver, who transferred to Seton Hall.

Tech's returning players combined to start 120 games in their careers prior to this season, including juniors Glen Rice, Jr., a 6-5 forward from Marietta, Ga., and Mfon Udofia, a 6-2 point guard

ACC GAMES BY HALF

Points (FG%)		
Opponent	1st	2nd
Duke	35 (41.9%)	39 (57.7%)
NC State	40 (46.7%)	42 (57.9%)
Maryland	19 (24.1%)	31 (40.7%)
Virginia	17 (30.8%)	21 (27.3%)
Clemson	19 (33.3%)	43 (50.0%)
Miami	22 (30.0%)	27 (42.3%)
North Carolina	32 (37.6%)	49 (54.8%)
Florida State	25 (35.0%)	29 (50.0%)
Boston College	20 (34.8%)	31 (46.2%)
NC State	24 (28.1%)	28 (37.0%)
Wake Forest	17 (25.0%)	33 (48.1%)
Virginia Tech	31 (54.2%)	34 (66.7%)
Clemson	18 (40.0%)	19 (25.0%)
Maryland	31 (40.0%)	32 (52.6%)
Boston College	22 (37.0%)	30 (38.2%)
Wake Forest	32 (39.3%)	37 (48.3%)

from Stone Mountain, Ga., sophomore forwards Jason Morris (6-5, Augusta, Ga.) and Kammeon Holsey (6-8, Sparta, Ga.), and sophomore centers Daniel Miller (6-11, Loganville, Ga.) and Nate Hicks (6-10, Panama City Beach, Fla.), who combined to score 51 percent of Tech's points in 2011-12.

Rice, Jr., was Tech's top returning scorer at 12.8 points a game, while Udofia averaged 6.7 points a game to rank fourth on the team. Morris, who averaged 6.0 points a game, also hit 40 percent of his three-point shots. Miller, the only returning player to start every game last year, averaged 4.4 points and 5.0 rebounds.

Gregory has three newcomers who are logging significant minutes, including 6-7 freshman forward Julian Royal of Milton High School in Alpharetta, Ga., 6-3 sophomore guard Brandon Reed, an Atlanta prep product who played at Arkansas State in 2009-10 before transferring to Tech, and 6-0 senior point guard Pierre Jordan, who graduated over the summer from Florida State and is completing his eligibility at Tech.

The only two seniors on the Tech squad this year are a pair of former walk-ons - guards Derek Craig and Nick Foreman - who are on scholarship for their final year at Tech.

Campus Interruptus

Construction on Georgia Tech's new on-campus home, the McCamish Pavilion, is progressing on schedule and will be ready for use in October. The facility will seat approximately 8,900 spectators and will be state-of-the-art in terms of its amenities and features.

For the 2011-12 season, Georgia Tech has played all of its ACC games, as well as non-conference games against Northwestern and Alabama, in Philips Arena (capacity 10,335 for Tech games), which is located downtown and is the home arena of the NBA's Atlanta Hawks. Tech has an all-time record of 7-10 in the building (2-7 this season), which will host the ACC Tournament this week.

The Yellow Jackets' other five non-confer-

THE LAST TIME A JACKET ...

Scored 30 or more points:

Iman Shumpert, 30 vs. North Carolina, 1-16-11

Led Tech in scoring off the bench:

Glen Rice, Jr., 11 vs. Boston College, 2-4-12

Grabbed 15 or more rebounds:

Daniel Miller, 15 vs. Delaware State, 11-14-11

Had 10 or more assists:

Iman Shumpert, 11 vs. Virginia Tech, 1-25-11

Had a double-double: Kammeon Holsey (16 pts/10 reb) vs. Maryland, 2-25-12

Played 40 minutes in regulation:

Jason Floyd vs. NC State, 1-2-99

Played every minute of an overtime game:

Alvin Jones (45 minutes, 1 OT) vs. New Orleans, 11-27-98

Played every minute of a multiple-OT game:

Matt Harpring (50 minutes, 2 OT) vs. North Carolina, 2-8-98

THE LAST TIME THE JACKETS ...

Scored 100 or more points:

vs. Florida A&M (100-59 win), 11-14-09

Scored 100 or more points in regulation:

vs. Florida A&M (100-59 win), 11-14-09

Scored 100 or more points in consecutive games:

vs. Jackson State (100-70) on 11-13-06 and Georgia State (103-74) on 11-16-06

Allowed 100 or more points: vs. Virginia Tech (102-77 loss) on 2-13-11

Allowed 100 or more points in regulation:

vs. Virginia Tech (102-77 loss) on 2-13-11

Shot 60 percent or better:

.712 (37-52) vs. Kentucky State, 1-30-10

Failed to make a three-point basket:

0-for-5 vs. Duke, 2-23-05

Did not allow a three-point basket:

0-for-6 vs. Maryland, 1-30-11

Grabbed 50 or more rebounds:

50 vs. Wake Forest, 1-19-11

Two players had a double-double: Brian Oliver (15 pts/12 reb) and Glen Rice, Jr. (19 pts/11 reb) vs. UTEP, 11-26-10

Had 25 or more assists:

29 vs. Kentucky State, 1-30-10

Blocked 10 or more shots:

12 vs. Tulane, 12-3-11

Had 15 or more steals:

19 vs. Wake Forest, 3-3-11

Had fewer than 10 turnovers:

6 vs. Wake Forest, 3-3-12

Had five players in double-figures in points: Virginia Tech, 2-18-12

Won by at least 30 points:

Florida A&M (92-59), 11-11-11

Won by at least 40 points:

Kentucky State (98-50), 1-30-10

Won by at least 50 points:

Winston-Salem State (97-46), 1-3-07

Played an overtime game:

Virginia Tech (lost 74-73), 2-18-12

Had no player play 30 minutes:

Florida A&M (won 92-59), 11-11-11

Defeated a Top 25 team:

#19/19 Maryland (69-64), 3-12-10

Defeated a Top 25 team on the road:

#12/13 North Carolina (73-71), 1-16-10

Had a game postponed:

Clemson (at Clemson), 1-11-11

Had a game cancelled:

Fordham (in Atlanta), 12-27-10

ence games, all in November and December, were played at the Arena at Gwinnett Center (capacity 5,675 for Tech games), located up I-85 North in Duluth, Ga. Tech's men's team had never played a game in the building before this season and compiled a 4-1 record there.

Buzz Bytes

- Tech's current players have combined for 2 ACC Tournament starts and 99 total minutes. Mfon Udofia has played 31 minutes in five ACC Tournament games.

- Since the last ACC expansion, Wake Forest and Clemson have been Tech's annual home-and-away rivals in scheduling. Beginning next year, only Clemson will be a permanent home-and-away opponent for the Jackets.

- Four Tech foes were ranked in the AP and/or Coaches polls at the time the games were played - Duke (5/3), Virginia (15/17), North Carolina (7/8) and Florida State (21/24), and remain ranked today. None of the teams on Tech's schedule after Feb. 1 were ranked or receiving votes.

- Head coach Brian Gregory has utilized seven different starting lineups this season. Only two Tech players - Kammeon Holsey and Daniel Miller - have started every game.

- Tech's most frequently used starting five has been Mfon Udofia, Jason Morris, Brandon Reed, Kammeon Holsey and Daniel Miller (16 of Tech's 30 games).

- Wing players Glen Rice, Jr., and Jason Morris started together only twice (Miami and North Carolina on Jan. 24 and 29).

- With Daniel Miller jumping center, Tech has controlled the opening tip in 22 of 30 games.

- Like his two predecessors, Brian Gregory captured his first career ACC victory on the road (82-71 over NC State on Jan. 11). Bobby Cremins defeated Maryland for his first, 45-43 on Dec. 23, 1981, while Paul Hewitt won at Virginia, 73-68, on Jan. 9, 2000.

- Tech is 4-4 against teams with first-year head coaches this season.

- Tech has only two scholarship seniors, and both of them (Nick Foreman, Derek Craig), came to Tech as walk-ons and have received aid for their senior years.

- Since Tech joined the ACC in 1979, Tech has played as many as four non-conference road games only twice, in 2007-08 and this season.

- Tech is 9-6 on the home floors of non-BCS opponents since 2000 (1-2 mark this year).

- Nine of the 13 players on Tech's roster are from Georgia. With Tech graduating two Texans and three Georgians signed to letters-of-intent, there will be 12 Georgians on next year's roster, an all-time high.

They Said it...

"Second half, they were tougher than we were. Their big guys kicked our big guys' tails. Holsey was great. Their interior defense was great. They wanted it more. They were better today ... They got physical and we couldn't handle it." - **Maryland coach Mark Turgeon following Tech's F25 win over the Terrapins**

SECOND-HALF SURGES

66.7% vs. Virginia Tech, 2-18-12 (L)

65.0% vs. Georgia, 12-7-11 (W)

61.3% vs. VCU, 11-18-11 (W)

60.9% vs. Florida A&M, 11-11-11 (W)

57.9% vs. NC State, 1-11-12 (W)

57.7% vs. Duke, 1-7-12 (L)

54.8% vs. North Carolina, 1-29-12 (L)

53.8% vs. Savannah State, 12-10-11 (W)

53.3% vs. Delaware State, 11-14-11 (W)

52.6% vs. Maryland, 2-25-12 (W)

50% vs. Siena, 11-23-11 (W)

50% vs. Clemson, 1-21-12 (L)

50% vs. Florida State, 2-1-12 (L)

"They always do a great job, and Brian (Gregory) is a great coach. He really gets his guys to rebound, and they compete hard on the boards." - **Clemson coach Brad Brownell following Tech's F21 loss to the Tigers**

"They're young, struggling a little bit, but I really like Coach (Brian) Gregory and his staff. They're going to be fine. He's a great coach. I spent a lot of time over at Tech working out and watching the team this past summer. They're going to be good. It's his first year, so he's got to get everything like he wants to get it. Once he does it, it's going to be great." - **former Tech star Anthony Morrow (now with the New Jersey Nets)**

"... he was kind of the only blank slate that we had. We wanted to make sure, especially with him, that he understood from day one, these are the kinds of things you need to do to be successful at this level. As he got more comfortable with that, and understood that more, and embraced that, as he started to play better, all of a sudden, now he is doing it on a much more consistent basis." - **Gregory on the development of Julian Royal**

- "They have a defensive mentality that they haven't always had. They're going to fight you." - **Clemson guard Tanner Smith, of Alpharetta, Ga., following the Tigers' win on Jan. 21**

- "We shot the ball extremely well. We took care of the ball. Whenever we do that, if we defend the way that we are supposed to defend, we are just a different team." - **Gregory on Tech's Jan. 11 victory over NC State**

- "... a key sequence was when Gregory called a timeout after Williams' layup at 14:02 cut Tech's lead to 45-40. Out of the timeout, Gregory set up an isolation play for Rice, who converted a tough shot in the lane for an important basket. (Basketball 101 note: Use of timeouts, plays for your best player after the proper use of timeouts, well-designed plays for your best player for good shots after the proper use of timeouts are all signs of good coaching)." - **J.P. Giglio, Raleigh News & Observer after Tech's win at NC State**

- "They're trying to build that culture of commitment to each other and to defense. They're not there yet, but this guy will get it done." - **ESPN analyst Doris Burke on Brian Gregory**

- "His background is of championship ilk. So his team is going to play that way." - **Duke head coach Mike Krzyzewski on Brian Gregory**

TECH'S RECORD ...

	2011-12	2000-11
At home	7-8	121-47
On the road	3-9	32-90
At neutral sites	1-2	37-25
Vs. top-10 opponents	0-2	14-38
Vs. top-25 opponents	0-4	34-65
Vs. teams over .500	4-14	111-147
Vs. teams under .500	4-3	59-8
Vs. teams at .500	3-2	22-4
While in the top 25	0-0	59-29
In November	4-3	39-14
In December	3-3	46-25
In January	1-7	40-50
In February	2-6	32-49
In March	1-0	33-22
In April	0-0	1-1
Wearing white uniforms	8-9	136-50
Wearing gold uniforms	3-8	51-105
Wearing black uniforms	0-0	1-0
Wearing blue uniforms	0-2	0-2
Game is decided by 5 pts. or fewer	2-4	44-50
Game is decided by 10 or fewer	3-10	77-93
Leading at the half	8-3	150-36
Trailing at the half	3-16	38-114
Tied at the half	0-0	3-10
Leading with 5:00 to play	11-1	162-24
Trailing with 5:00 to play	0-18	23-131
Tied with 5:00 to play	0-0	6-6
In overtime games	0-1	6-9
After a bye in the ACC schedule	0-1	3-9
Tech scores 100 or more points	0-0	6-1
Tech scores 80 or more points	2-1	82-22
Tech scores less than 80 points	9-18	108-138
Opponent scores 100 or more points	0-0	2-6
Opponent scores 80 or more	0-2	14-71
Opponent scores less than 70	10-12	140-33
Tech shoots 50 pct. or better	7-1	72-15
Opponent shoots 50 pct. or better	0-3	11-62
Opponent shoots under 40 pct.	7-7	117-26
Tech has a higher FG% than opponent	10-8	171-41
Tech has a lower FG% than opponent	1-11	19-116
FG percentage is even	0-0	0-3
Tech has more 3-point FGs	4-3	102-61
Tech has fewer 3-point FGs	6-13	71-84
3-point FGs are even	1-3	19-15
Tech attempts more FT than opponent	7-5	119-26
Tech attempts fewer FT than opponent	4-14	63-127
Free throw attempts are even	0-0	9-5
Tech outrebounds opponent	8-11	133-58
Opponent outrebounds Tech	2-9	49-100
Rebounds are even	1-0	5-4
Tech has fewer turnovers than opponent	4-2	111-56
Tech has more turnovers than opponent	7-15	66-91
Turnovers are even	0-2	15-13
Committing more fouls	3-13	68-128
Committing fewer fouls	8-5	111-21
Fouls are even	0-1	11-11
4/more Jackets score in double figures	5-2	103-43
A Jacket scores 20 or more	4-3	102-68
A Jacket scores 30 or more	0-0	13-2
Scoring more bench points	7-10	132-91
Scoring fewer bench points	4-8	53-66
Bench scoring is even	0-1	4-5

Weekend Warriors

With a couple of exceptions, Georgia Tech has seemingly performed far better, offensively at least, in its weekend ACC games than on weeknights. The Yellow Jackets are 3-5 on weekends this year (3 wins in the last 4 games), and 1-7 on weeknights.

Tech has averaged 65.4 points and been outscored by just 2.5 points on weekend games, while scoring just 51.8 points and being outscored by 11.4 points on weeknights.

Other numbers show similar disparities - field goal percentage (44.9% weekends, 37.0% weeknights), three-point shooting (38.8%, 6.8 made per game on weekends, 27.8%, 4.6 made on weeknights), free throw shooting (71.1%, 10.1 made per game on weekends, 61.2%, 8.9 made on weeknights).

Big Men Production Usually Means Wins

Georgia Tech's starting big men - Daniel Miller and Kammeon Holsey - have reached double figures in the same game just seven times this year, five of those occasions in the month of February. Tech is 4-3 in those games.

Holsey (11.8 ppg) and Miller (10.7) rank 1 and 2 for Tech in scoring since Feb. 1 and are a combined 57.3% from the floor and 76.2% from the foul line.

N18 vs. VCU (won 73-60) - Miller and Holsey each scored 10 pts, combined to hit 9-of-16 FG.

D7 at Georgia (won 68-56) - Holsey scored 12, Miller 10, combined to hit 11-of-14 FG.

F4 vs. Boston College (won 51-47) - Miller and Holsey each scored 10 pts, combined to hit 9-of-13 FG.

F9 vs. NC State (lost 61-52) - Holsey scored 17, Miller 10, combined to hit 10-of-18 FG.

F18 vs. Virginia Tech (lost 74-73 in OT) - Holsey scored 18, Miller 11, combined to hit 11-of-17 FG.

F25 vs. Maryland (won 63-61) - Holsey scored 16, Miller 10, combined to hit 10-of-16 FG.

F29 vs. Boston College (lost 56-52) - Miller scored 13, Holsey 12, combined to hit 12-of-23 FG.

Seniors Finish Home Schedule Strong

Senior players Derek Craig and Nick Foreman, who each walked on the Georgia Tech team from Texas four years ago and earned scholarships for their senior seasons this year, played their final home games in a Yellow Jacket uniform Saturday against Wake Forest and made major contributions in the 69-62 Tech win.

Craig, a 6-4 sharpshooting guard from Spring, Texas, has played in 22 games in his Tech career and will graduate this summer with a bachelor's degree in Management. He made his first career start against Wake Forest and played a career-high 13 minutes, scoring 5 points with a 3-point basket, 2 assists and 1 charge taken. He was on the floor during the critical stretch of the ball game when Tech rallied from a 48-44 deficit to lead 63-55.

Foreman, a 6-3 wing player from Bellaire, Texas, has played in 105 games in his Tech

career. This year, he has averaged more than 10 minutes a game, playing three different positions during the course of the season. He will receive his bachelor's degree in History, Science and Technology this summer. Foreman, who made his fifth career start against Wake Forest, has been a key player over Tech's last five games, averaging more than 16 minutes. He has averaged 5.6 points in his last three games.

Boardwork Empire

One of the cornerstones of head coach Brian Gregory's philosophy is that everybody rebounds and Tech wins the rebounding battle every game.

- Tech ranks 4th in the ACC and 60th nationally in rebound margin (+3.8), a category in which the Jackets had led the ACC through the Christmas break. Tech is 6th in the ACC in rebound average (35.2 per game) and 2nd in rebound defense (31.4).

- Tech has outrebounded 18 of its 30 opponents, with one tie, for the season, and 9 of its 16 ACC opponents to date. Fordham, Virginia and Wake Forest have been the only teams to outrebound the Yellow Jackets by a significant margin this year.

- Six Tech players have averaged better than 3.0 rebounds per game.

- Tech's 11.1 offensive rebounds per game are the 7th most in the ACC, and the Jackets have converted those into 329 2nd-chance points (11.0 per game).

- Tech has won the rebounding battle in 9 of its 11 wins this season, and is 1-9 this season when it has lost the rebounding battle.

Case for Tech's Defense

- Tech has given up 61.1 points per game this year, which, if the season ended today, would be the program's fourth lowest yield going back to the 1955-56 season, the first year statistics are available. Only one other Tech team (1984-85, 59.4 ppg) has given up fewer points per game vs. the ACC than has this year's team (65.5).

- Only three Tech teams since 1960 have limited teams to a lower field goal percentage than this year's team (40.6%). Only four Tech teams in the ACC era have posted a better field goal percentage yield against the conference (43.2% this year).

- Tech ranks 5th in the conference in scoring defense and 4th in field goal percentage defense (47th nationally) and 3rd in blocked shots (32nd nationally).

- Only three opponents have shot 50 percent from the floor against Tech, two of those occurred at Philips Arena (Northwestern and Alabama).

- Tech has held 12 teams (4 ACC teams) under 60 points and allowed only 6 to score as many as 70.

- The Yellow Jackets have held 14 foes under 40 percent from the floor.

Offensive Highlights

- Tech has shot 50 percent in the 2nd half of games 13 times this season, including 66.7%

TECH HIGHS/LOWS

UNDER GREGORY

Longest winning streak: 3 games (2011-12 season)

Longest ACC winning streak: 1 game (2011-12 season)

Longest losing streak: 6 games (2011-12 season)

Longest ACC losing streak: 6 games (2011-12 season)

Most points scored in a game: 92 vs. Florida A&M (won 92-59), 11-11-11

Most points scored - ACC game: 82 vs. NC State (won 82-71), 1-11-12

Fewest points scored in a game: 37 vs. Clemson (lost 56-37), 2-21-12

Fewest points scored - ACC game: 37 vs. Clemson (lost 56-37), 2-21-12

Most points allowed in a game: 93 vs. North Carolina (lost 93-81), 1-29-12

Most points allowed - ACC game: 93 vs. North Carolina (lost 93-81), 1-29-12

Fewest points allowed in a game: 44 vs. Siena (won 72-44), 11-23-11

Fewest points allowed - ACC game: 47 vs. Boston College (won 51-47), 2-4-12

Largest margin of victory: 33 vs. Florida A&M (won 92-59), 11-11-11

Largest margin of victory - ACC game: 11 vs. NC State (82-71), 1-11-12

Largest margin of victory - road game: 20 vs. Savannah State (won 65-45), 12-10-11

Largest margin of victory - ACC road game: 11 vs. NC State (82-71), 1-11-12

Largest losing margin: 32 vs. Virginia (70-38), 1-19-12

Largest losing margin - ACC game: 32 vs. Virginia (70-38), 1-19-12

Most points allowed in a win: 71 vs. NC State (won 82-71), 1-11-12

Most points scored in a loss: 81 vs. North Carolina (lost 93-81), 1-29-12

Fewest points scored in a win: 51 vs. Boston College (won 51-47), 2-4-12

Fewest points allowed in a loss: 56 vs. Clemson (lost 56-37), 2-21-12; Boston College (lost 56-52), 2-29-12

Largest deficit overcome to win a game: 13 vs. VCU (won 73-60), 11-18-11

Largest deficit overcome to win a road game: 7 vs. Georgia (won 68-56), 12-7-11

Largest lead given up in a loss: 7 vs. Saint Joseph's (lost 66-53), 11-18-11; Mercer (lost 65-59), 12-22-11

Highest FG pct.: .538 (28-52) vs. Florida A&M, 11-11-11

Highest FG pct. - ACC game: .510 (25-49) vs. NC State, 1-11-12

Lowest FG pct.: .292 (14-48) vs. Virginia, 1-19-12

Lowest FG pct. - ACC game: .292 (14-48) vs. Virginia, 1-19-12

Highest 3-pt pct.: .600 (9-15) vs. NC State, 1-11-12

Highest 3-pt pct. - ACC game: .600 (9-15) vs. NC State, 1-11-12

Lowest 3-pt pct.: .059 (1-17) vs. NC State, 2-9-12

Lowest 3-pt pct. - ACC game: .059 (1-17) vs. NC State, 2-9-12

Lowest FG pct. allowed: .300 (18-60) vs. Siena, 11-23-11

Lowest FG pct. allowed - ACC game: .333 (18-54) vs. Maryland, 1-15-12

Most assists: 19 vs. Fordham, 12-29-11

Fewest assists: 4 vs. Virginia, 1-19-12

Most turnovers: 24 vs. Florida State, 2-1-12

Fewest turnovers: 6 vs. Virginia, 1-19-12; Wake Forest, 3-3-12

in the 2nd half at Virginia Tech and 52.6% in the 2nd half against Maryland in its last 5 games.

- Tech has bettered its FG pct. by more than 9 percent from the 1st to the 2nd half 11 times in its last 14 games (see chart on page 4).

- Though Tech has not shot the ball well from the outside overall this year (last in the ACC), the Yellow Jackets have had their moments and good stretches. Tech has shot 35 percent or better from beyond the arc 9 times in ACC games.

- When Tech has placed 5 players in double figures in scoring this season, the Yellow Jackets have scored significant wins, all away from home (VCU, Georgia, NC State), and came 3.5 seconds from winning a fourth (Virginia Tech). Tech shot 50 percent or better in each of those games.

- Tech is 7-1 this season when it has shot 50 percent from the floor.

- Tech averaged 58.6 points per game in conference play this season. In the shot clock era (1986-87 to the present), the Yellow Jackets' lowest scoring output has been 60.1 ppg in 1996-97.

- Tech has shot better than 50 percent from the floor in 8 games this year. Tech never hit that number last season, and had gone 35 straight games without doing so before this year's opener.

- Tech has scored just 54.1 points per game in its 10 games at Philips Arena this year, and has shot just 39.2% from the floor (25.6% on 3s). The Jackets have been outscored by 11 points per game in the building.

- That trend has reversed in Tech's last 2 games in the building - 66.0 ppg, 44.3% Fg, 39.5% on 3s.

Legislating from the Bench

- Tech's leading scorer has come off the bench in 11 games this season (Glen Rice, Jr., 6 times, including a career-high 28 vs. Duke; Jason Morris 5 times, including a career-best 22 vs. Wake Forest).

- Rice's 28 against Duke remains the top-scoring performance this year off the bench by an ACC player.

- Tech's bench has outscored that of its opponents in 16 of 30 games with one tie (18.3-14.4 ppg), and has had 16 double-figure performances off the bench this season.

- Tech's bench players are shooting 42.8% from the floor collectively, 36.7% on 3s and 69.7% from the foul line.

- In ACC games, Tech's bench has outscored that of its opponents 16.8-13.0 ppg, shot 40.5% from the floor and 38.8% on 3s.

Streaks of Note

- Daniel Miller has started 61 consecutive games, the team's longest streak. He is the only returning player to start all 31 games last year. He has not missed a game in his Tech career.

- Miller has blocked at least 1 shot in 28 of 30 games this year.

- Tech has made at least one 3-point field goal in 227 straight games, dating back to an O-for-5 effort against Duke on Feb. 23, 2005. The Jackets came close to breaking that streak twice

this season - Saint Joseph's (1-for-12) and Virginia (1-for-15).

Notable Career Milestones

- Jason Morris surpassed 400 career points on F29 against Boston College.

- Mfon Udofia passed 700 career points against Wake Forest on M3.

- Kammeon Holsey needs 11 points to reach 400 for his career.

- Miller needs 14 points to reach 400 for his career.

- Daniel Miller has reached 6th place in career blocked shots at Tech (137). He needs 20 to catch Luke Schenscher (157) for 5th place.

Mackey Part of 2012 ACC Legends Class

Malcolm Mackey, Georgia Tech's all-time leading rebounder and a member of two ACC championship teams, headlines the 2012 class of Atlantic Coast Conference Men's Basketball Tournament Legends announced Tuesday by Commissioner John Swofford.

Mackey (1990-93), who was a low post force for the Jackets both offensively and defensively, helped lead the Tech to a four-year record of 87-43 which included four NCAA Tournament appearances. Mackey completed his career with 1,205 rebounds, a total which ranks 11th-best in ACC history. He also had 199 career blocked shots, which ranks 26th on the ACC career list. Mackey was named 2nd-team All-ACC in 1993 and 3rd-team All-ACC in 1992. An Honorable Mention All-America in 1993 by United Press International, he was also a 2nd-team All-District in 1993 by the NABC. Mackey remains Tech's career leader in rebounds (1,205), games played (130) and games started (127). He was named to the ACC All-Tournament teams in 1990 (3rd team) and 1992 (2nd team). He is the only Tech player to start for two ACC championship teams (1990,1993). The 27th overall pick in the first-round of the 1993 NBA Draft by the Phoenix Suns, he played one season in the NBA and 11 seasons professionally in the CBA, Europe, China and Puerto Rico. A native of Chattanooga, Tenn., he currently is the Internet Sales Manager at Hennessey GMC Buick and is also serving as a landlord for several properties in McDonough, Ga.

The rest of the class includes Wake Forest All-America Randolph Childress, North Carolina All-America Kenny Smith, Boston College's John Bagley, Clemson's Sharone Wright, Duke's Kenny Dennard, Florida State's James Collins, Maryland's Johnny Rhodes, Miami's Ron Godfrey, NC State's Todd Fuller), Virginia's Lee Raker, and Virginia Tech's Dale Solomon.

Tech Wins Four of Five at Gwinnett

Georgia Tech won four of five games at its first off-campus home, the Arena at Gwinnett Center. The Yellow Jackets appeared on their way to an unbreathen mark there until Mercer came from seven points down in the last seven minutes to defeat the Yellow Jackets, 65-59, on Dec. 22.

Before that, Tech had defeated Florida A&M, Delaware State, Siena and Alabama A&M by an average of 22.5 points. The Jackets averaged 71.6

TECH AT OFF-CAMPUS ATLANTA VENUES

PHILIPS ARENA

12-1-99	Michigan ²	L, 77-80
12-11-99	Stanford ¹ (ot)	L, 61-64 (ot)
12-9-00	Kentucky ¹	W, 86-84
12-16-01	Syracuse ¹	W, 96-80
12-15-02	Tennessee ¹	L, 69-70
12-13-03	Saint Louis ¹	W, 75-62
12-11-04	Air Force ¹	W, 64-42
11-29-11	Northwestern	L, 60-76
1-3-12	Alabama	L, 48-73
1-7-12	Duke	L, 74-81
1-19-12	Virginia	L, 38-70
1-24-12	Miami	L, 49-64
2-4-12	Boston College	W, 51-47
2-9-12	NC State	L, 52-61
2-21-12	Clemson	L, 37-56
2-25-12	Maryland	W, 63-61
3-3-12	Boston College	W, 69-62

ARENA AT GWINNETT CENTER

11-11-11	Florida A&M	W, 92-59
11-14-11	Delaware State	W, 70-52
11-23-11	Siena	W, 72-44
12-19-11	Alabama A&M	W, 65-54
12-22-11	Mercer	L, 59-66

GEORGIA DOME

12-19-92	Louisville ¹	W, 87-85
12-18-93	Vanderbilt ¹	W, 86-77
12-17-94	Louisville ¹	L, 72-77
11-15-95	Manhattan ³	W, 87-67
11-17-95	Oklahoma ³	W, 83-72
12-16-95	Louisville ¹	W, 88-77
12-21-96	Kentucky ¹	L, 59-88
12-20-97	Louisville ¹	W, 94-86
12-13-98	Kentucky ¹	L, 39-80
3-9-01	Virginia ⁴	W, 74-69
3-10-01	North Carolina ⁴	L, 63-70
2-11-07	Connecticut	W, 65-52
3-12-09	Clemson ⁴	W, 86-81
3-13-09	Florida State ⁴	L, 62-64

¹Chick-fil-A Classic for Kids

²ACC Big Ten Challenge

³Pre-Season NIT

⁴ACC Tournament

HOME COURTS THROUGH THE YEARS

Peachtree Auditorium (1905-06)
Cable Piano Company Hall (1908-09)
Crystal Palace (1912-13 through 1913-14)
City Auditorium (1919-20 through 1934-35)
Atlanta Athletic Club (1919-20)
Luckie Street YMCA (1919-20)
Temporary Gym (1924-25 through 1930-31)
Naval Armory (1935-36 through 1936-37)
Heisman Gym (1938-39 through 1955-56)
Alexander Memorial Coliseum (1956-57 through 2010-11)
The Omni (1995-96)
Georgia Dome (1995-96)
Philips Arena (2011-12)
Arena at Gwinnett, Duluth, Ga. (2011-12)

points in five games, hitting 48.5 percent from the floor, while holding the five foes to 54.8 points per game and 37 percent from the floor (25 percent on 3s).

Charleston Classic Recap

- Georgia Tech lost two of three games in the Charleston Classic, downing 2010 Final Four participant VCU, 73-60, in the second round for its only win.

- Junior Glen Rice, Jr., played for the first time after missing the first three games on suspension, scoring 19 points against VCU and 11 in a 59-50 loss to LSU Sunday. He hit 57.1 percent of his shots in the two games he played, and led the team in assists and rebounds.

- Junior point guard Mfon Udofia averaged 14.7 points in the three games, while sophomore forward Kammeon Holsey scored in double digits in all three games, averaging 11.0 points and 5.3 rebounds.

- Tech shot 42.8 percent from the floor in the tournament, 24.4 percent from three-point range, while its opponents hit 34.5 percent of their field goal tries, 43.3 percent from three-point range.

- Tech outrebounded its three foes by an average of 39.0-32.7, but turned the ball over 49 times to its opponents' 32.

Firsts for Tech Under Brian Gregory

First game: Florida A&M at the Arena at Gwinnett Center

First starting lineup: G Jason Morris, G Brandon Reed, G Mfon Udofia, F Kammeon Holsey, C Daniel Miller

First opening tip: Georgia Tech

First Tech FG: Kammeon Holsey (a layup), 1:02

First 3-pointer: Brandon Reed, 1:49

First lead: 5-2, at 1:49 via Reed three-pointer

First halftime score: Tech leading, 43-29

First win: Florida A&M, 92-59

Attendance at first game: 2,590

Officiating crew for first game: Sean Hull, Sean Corbin, Jeff Nichols

First loss: Saint Joseph's, 66-53 (Nov. 17)

First road win: VCU, 76-60 (Nov. 18)

First ACC game: Lost to Duke, 81-74 (Jan. 7, Philips Arena)

First ACC win: NC State, 82-71 (Jan. 11, in Raleigh)

Farewell to the Thrillerdome

Georgia Tech played 55 seasons of basketball in Alexander Memorial Coliseum. Over the next year and a half, the venerable building is being replaced by a new facility called the McCamish Pavilion, which is being built on the same site and will be open in October, 2012. The only parts of the building that remain are the roof and its 32 steel support ribs.

Georgia Tech compiled a record of 556-194 (.741) in the building, which opened Nov. 30, 1956 with a 71-61 Tech loss to Duke, and closed March 6, 2011 with a 66-57 Tech win over Miami. Known as the "Thrillerdome," the Coliseum closed as the second-oldest arena in use in the ACC, behind Cameron Indoor Stadium at Duke.

Some facts about the final game in the Thrillerdome:

Head coaches: Paul Hewitt of Georgia Tech (now at George Mason), Frank Haith of Miami (now at Missouri)

Officiating crew: Roger Ayers, Brian Dorsey, Sean Corbin

TV announcer crew: Steve Martin, Eddie Fogler (ACC Network)

Last Tech basket: Moe Miller

Last basket: Miami's Adrian Thomas

Attendance: 8,025

Tech Signs 3 in Early Recruiting Period

Before Georgia Tech had even played its first game under new head coach Brian Gregory, the Yellow Jackets attracted three highly-touted high school players from the Atlanta area and signed them to letters-of-intent to join the program in 2012-13.

Chris Bolden, a 6-3 guard from North Gwinnett High School in Suwanee, Ga., **Robert Carter**, a 6-8 forward from Shiloh High School in Snellville, Ga., and **Marcus Hunt**, a 6-6 forward from North Clayton High School in College Park, Ga.

All three earned all-state honors in 2011-12 by the Atlanta Journal-Constitution. Carter is the highest ranked of the three, No. 21 nationally in the ESPN100 rankings. Hunt is No. 59 overall in the ESPN100 list, while Bolden is No. 107 in the Rivals150.

Rivals currently has Tech's signing class ranked 14th nationally, while ESPN rates the class as the nation's 20th best.

Stacey Poole Transfers to Tech

Stacey Poole, a 6-4 guard from Jacksonville, Fla., who played the 2010-11 season at Kentucky, enrolled at Georgia Tech for the spring semester and joined the Yellow Jackets' basketball team.

Poole, who did not play a game for the Wildcats during the fall semester before deciding to transfer, will be eligible to play for the Yellow Jackets following the fall, 2012 semester at Tech. He will have 2 1/2 years of eligibility remaining.

Poole was ranked the fourth-best small forward and No. 33 overall prospect by Rivals.com out of Providence High School in Jacksonville in 2010, and the No. 51 overall prospect by ESPNU. He averaged 16 points, eight rebounds and four assists per game as a senior. At Kentucky, Poole played in 16 games during the 2010-11 season for a Wildcats' team that went 29-9 and advanced to the NCAA Final Four in Houston.

Jackets on NBA Rosters

Georgia Tech's roster of NBA players stands at seven for the 2011-12 season.

Iman Shumpert is the newest Tech alum in the NBA, drafted 17th overall by the New York Knicks last June.

The list includes 2nd-year forward Derrick Favors. Favors was the third overall pick in the 2011 NBA Draft by the New Jersey Nets, and is now playing with the Utah Jazz.

Chris Bosh, first-round draft choice by the Toronto Raptors in 2003, signed a free agent contract in 2011 with the Miami Heat. Anthony

TECH NOTEBOOK

GAMES STARTED

	Consec.	2011-12	Career	Career ACC
Derek Craig	1	1	1	1
Nick Foreman	1	3	5	3
Nate Hicks	0	0	0	0
Kammeeon Holsey	30	30	42	26
Pierre Jordan	0	1	1	1
Daniel Miller	61	30	61	33
Jason Morris	5	20	25	18
Brandon Reed	8	27	*57	13
Glen Rice, Jr.	0	10	44	21
Julian Royal	0	0	0	0
Mfon Udofia	18	29	65	27

*includes starts at Arkansas State

Career ACC includes ACC Tournament starts

DOUBLE FIGURES OFF THE BENCH IN 2011-12

Player	Points	Opponent/Date
Morris	*22	Wake Forest, 3-3-12
Rice	*11	Boston College, 2-4-12
Royal	11	Miami, 1-24-12
Rice	*19	Clemson, 1-21-12
Rice	*22	NC State, 1-11-12
Rice	*28	Duke, 1-7-12
Royal	10	Alabama, 1-3-12
Morris	*17	Fordham, 12-29-11
Royal	10	Alabama A&M, 12-19-11
Morris	*15	Georgia, 12-7-11
Morris	*12	Tulane, 12-3-11
Morris	*21	Northwestern, 11-29-11
Rice	*23	Siena, 11-23-11
Rice	*19	VCU, 11-18-11
Rice	11	LSU, 11-20-11
Royal	10	Florida A&M, 11-11-11

*team-high

TECH ALUMNI IN THE NBA

Player	Team
Chris Bosh	Miami Heat
Will Bynum	Detroit Pistons
Derrick Favors	Utah Jazz
Jarrett Jack	New Orleans Hornets
Anthony Morrow	New Jersey Nets
Iman Shumpert	New York Knicks
Thaddeus Young	Philadelphia 76ers

OTHER TECH ALUMS IN PRO BALL

Tony Akins	KCC Egis (Jeonju, South Korea)
Alade Aminu	ES Chalou-Sur-Saone (France)
Lewis Clinch	Lev Hasharon (Israel)
B.J. Elder	Prima Veroli (Italy)
Shaun Fein	Hyerestoulon Var Basket (France)
Zam Fredrick	Erdgas Ehingen (Germany)
Gani Lawal	Xinjiang Flying Tigers (China)
Stephon Marbury	Beijing Ducks (China)
Anthony McHenry	Ryukyu Golden Kings Okinawa (Japan)
Moe Miller	U.M.F. Tindastall (Iceland)
Isma'il Muhammad	Geelong Supercats (Australia)
Ed Nelson	GEOR Indalo (Germany)
Jim Nystrom	Solna Vikings (Sweden)
Zachery Peacock	LTI 46ers (Giessen, Germany)
Luke Schenscher	Townsville Crocodiles (Australia)
Jeremis Smith	Maccabi Bazan Haifa (Israel)
Lance Storrs	BC Jyväskylä (Finland)
Mario West	Tezenis Verona (Italy)

Morrow, a free agent signee out of Tech by the Golden State Warriors in 2008, was signed in 2011 by the New Jersey Nets.

Forward Thaddeus Young, the 12th overall pick in 2007, is in his fifth season with the Philadelphia 76ers. Guard Jarrett Jack, a six-year NBA veteran originally drafted by Portland in 2005, is in his 2nd year with the New Orleans Hornets.

Will Bynum, a member of Tech's 2004 Final Four squad, is in his fourth season with Detroit.

ACC Expands Schedule in 2012-13

The ACC announced in December that, beginning with the 2012-13 season, its members will play an 18-game conference schedule, two more games for each team.

ACC schools have played a 16-game schedule since the 1991-92 season, when Florida State joined the conference, and played every team twice (home and away) until Miami and Virginia Tech joined the ACC for the 2004-05 season.

The league will grow to 14 schools when Pittsburgh and Syracuse, which accepted invitations to become members last summer, begin competition at an undetermined date in the future.

When Pitt and Syracuse join, each school will have one primary partner (Boston College and Syracuse; Clemson and Georgia Tech; Duke and North Carolina; Florida State and Miami; Maryland and Pitt; NC State and Wake Forest; Virginia and Virginia Tech).

The scheduling model will be based on a three-year cycle during which teams will play every league opponent at least once with the primary partners playing home and away annually while the other 12 rotate in groups of four: one year both home and away; one year at home only; and one year away only. Over the course of the three-year cycle primary partners play a total of six times and all other conference opponents play four times.

The format allows each program to see opponents with more regularity and creates an increase in competitive balance throughout the teams.

It was determined that all 14 league members will continue to compete in the ACC Men's and Women's Tournaments and a decision on the Tournament formats will be announced at a later date.

Previous Encounters with Georgia Tech

Here's a quick look at the Georgia Tech coaching staff and its previous encounters with the Yellow Jackets at previous stops in their careers.

Brian Gregory - head coach: Head coach at Dayton in 63-59 victory over Georgia Tech in Puerto Rico (11/19/09)

Chad Dollar - assistant coach: Recruited and coached current Tech sophomore Brandon Reed as an assistant coach at Arkansas State

Josh Postorino - assistant coach: 4-3 vs. Tech as director of operations and assistant coach at Clemson

Billy Schmidt - assistant coach: Assistant coach at Dayton in 63-59 victory over Georgia Tech in Puerto Rico (11/19/09)

3-5 vs. Tech as an student manager at Wake Forest from 1988-92

Tech's NCAA Tournament History

Georgia Tech played in the NCAA Tournament five times in 11 seasons under head coach Paul Hewitt and has played in the event 16 times in the history of the program. Fourteen of those appearances have occurred since 1985.

Tech has a record of 23-16 in NCAA Tournament play, highlighted by its 2004 trip to the NCAA title game as well as a Final Four berth in 1990. The Yellow Jackets have reached the NCAA Sweet 16 seven times (1960, 1985, 1986, 1990, 1992, 1996, 2004).

The 2004 and 2005 appearances were the Yellow Jackets' first back-to-back appearances since Bobby Cremins led the Institute to the Big Dance nine straight years from 1985-93.

Georgia Tech has won at least one game in 11 of its 16 NCAA Tournament appearances.

Tech in the Big Ten/ACC Challenge

Georgia Tech holds a 4-8 mark in the Big Ten/ACC Challenge, and has lost its last four straight in the crossover series after dropping a 76-60 decision to Northwestern in 2011 at Philips Arena.

Tech has played six "home" games in the series, including the very first in 1999, an 80-77 loss to Michigan at Philips Arena. Four of the games were played at Alexander Memorial Coliseum, where Tech defeated Wisconsin (2001) and Michigan (2004) and went 1-1 against Penn State (2006, 2008).

The Yellow Jackets have a 1-5 mark in Big Ten/ACC Challenge games on the road. The Yellow Jackets' only road win in the series occurred in 2003, a 73-53 win at Ohio State the year in which Tech reached the NCAA Championship game. Tech also has visited Minnesota, Michigan State and Indiana.

TECH ALL-TIME VS. THE ACC

Opponent	Overall	in ACC	Tourney
Boston College	9-6	5-5	0-0
Clemson	59-61	31-38	2-0
Duke	23-65	19-52	3-7
Florida State	27-36	17-22	0-2
Maryland	35-39	35-35	4-4
Miami	6-8	4-7	0-0
North Carolina	24-61	22-47	5-4
NC State	37-51	29-38	3-3
Virginia	38-34	36-33	5-4
Virginia Tech	4-13	3-9	1-2
Wake Forest	36-37	35-35	0-4

TECH NOTEBOOK

STARTING LINEUPS

Game	G	G	G	C	F
N11 FLORIDA A&M	Morris	Reed	Udofia	Miller	Holsey
N14 DELAWARE STATE	Morris	Reed	Udofia	Miller	Holsey
N17 vs. St. Joseph's	Morris	Reed	Udofia	Miller	Holsey
N18 vs. VCU	Morris	Reed	Udofia	Miller	Holsey
N20 vs. LSU	Morris	Reed	Udofia	Miller	Holsey
N23 SIENA	Foreman	Reed	Udofia	Miller	Holsey
N29 NORTHWESTERN	Foreman	Reed	Udofia	Miller	Holsey
D3 at Tulane	Rice	Reed	Udofia	Miller	Holsey
D7 at Georgia	Rice	Reed	Udofia	Miller	Holsey
D10 at Savannah State	Rice	Reed	Udofia	Miller	Holsey
D19 ALABAMA A&M	Rice	Reed	Udofia	Miller	Holsey
D22 MERCER	Rice	Reed	Morris	Miller	Holsey
D29 at Fordham	Rice	Reed	Udofia	Miller	Holsey
J3 ALABAMA	Morris	Reed	Udofia	Miller	Holsey
J7 DUKE	Morris	Reed	Udofia	Miller	Holsey
J11 at NC State	Morris	Reed	Udofia	Miller	Holsey
J15 at Maryland	Morris	Reed	Udofia	Miller	Holsey
J19 VIRGINIA	Morris	Reed	Udofia	Miller	Holsey
J21 at Clemson	Jordan	Reed	Udofia	Miller	Holsey
J24 MIAMI	Morris	Rice	Udofia	Miller	Holsey
J29 at North Carolina	Morris	Rice	Udofia	Miller	Holsey
F1 at Florida State	Morris	Reed	Udofia	Miller	Holsey
F4 BOSTON COLLEGE	Morris	Reed	Udofia	Miller	Holsey
F9 NC STATE	Rice	Reed	Udofia	Miller	Holsey
F15 at Wake Forest	Rice	Reed	Udofia	Miller	Holsey
F18 at Virginia Tech	Morris	Reed	Udofia	Miller	Holsey
F21 CLEMSON	Morris	Reed	Udofia	Miller	Holsey
F25 MARYLAND	Morris	Reed	Udofia	Miller	Holsey
F29 at Boston College	Morris	Reed	Udofia	Miller	Holsey
M3 WAKE FOREST	Craig	Foreman	Udofia	Miller	Holsey
M8 vs. Miami					

SPECIALTY STATS (GT/Opp)

Game	Paint	OffTO	2ndCh	FBreak	Bench
N11 FLORIDA A&M	30/16	19/14	20/4	15/12	34/24
N14 DELAWARE STATE	40/31	12/19	19/11	4/16	6/15
N17 vs. St. Joseph's	24/14	8/15	8/9	0/0	7/11
N18 vs. VCU	30/16	13/15	6/7	2/8	26/23
N20 vs. LSU	14/14	7/20	9/18	0/4	13/9
N23 SIENA	44/22	15/5	15/7	10/2	42/8
N29 NORTHWESTERN	30/44	13/16	12/6	10/17	31/14
D3 at Tulane	26/14	9/15	11/8	6/4	14/0
D7 at Georgia	34/14	17/7	6/5	6/6	15/25
D10 at Savannah State	36/16	7/7	4/11	2/2	16/20
D19 ALABAMA A&M	16/22	14/21	14/11	5/8	18/20
D22 MERCER	32/28	12/17	10/5	6/6	12/21
D29 at Fordham	30/26	10/17	9/12	6/6	29/7
J3 ALABAMA	26/46	13/29	11/13	10/24	17/28
J7 DUKE	22/26	10/18	15/6	13/8	34/32
J11 at NC State	18/26	10/14	5/9	11/14	27/5
J15 at Maryland	24/20	7/16	11/9	4/8	13/10
J19 VIRGINIA	22/30	4/4	6/15	4/8	9/18
J21 at Clemson	20/24	11/23	18/10	4/2	34/17
J24 MIAMI	22/28	8/8	14/6	7/5	14/7
J29 at North Carolina	36/36	4/18	14/14	2/8	33/22
F1 at Florida State	12/22	13/25	4/6	2/7	8/15
F4 BOSTON COLLEGE	30/14	12/10	2/11	10/5	22/5
F9 NC STATE	32/18	10/16	16/6	4/14	4/5
F15 at Wake Forest	20/24	13/17	11/17	2/8	2/2
F18 at Virginia Tech	36/18	9/9	6/2	4/5	9/24
F21 CLEMSON	22/28	12/19	15/11	0/2	9/16
F25 MARYLAND	30/24	6/7	3/9	11/7	13/10
F29 at Boston College	34/14	10/10	17/9	7/0	11/17
M3 WAKE FOREST	24/22	17/6	14/2	2/6	26/3
M8 vs. Miami					

MISCELLANEOUS GAME-BY-GAME

Opponent	Tip	Large Lead	Large Deficit	Ties	Lead Changes	Best Run	Opp. Run	1st GT Sub	Time	On the Floor at the End
FLORIDA A&M	GT	37	2	2	1	9-0	4-0	Foreman, Royal	14:40	Craig, Hicks, Moore, Royal, Spain
DELAWARE STATE	GT	18	1	2	2	9-0	8-0	Foreman, Jordan, Royal, Hicks	13:04	Holsey, Miller, Morris, Reed, Udofia
vs. St. Joseph's	GT	7	13	6	9	8-0	8-0	Foreman, Jordan, Royal	16:06	Foreman, Hicks, Holsey, Jordan, Morris
vs. VCU	GT	13	13	0	2	13-0	11-0	Royal	17:05	Holsey, Miller, Morris, Reed, Udofia
vs. LSU	GT	2	9	5	7	7-0	5-0	Jordan, Rice, Royal	16:25	Holsey, Miller, Morris, Royal, Udofia
SIENA	GT	28	0	1	0	11-0	6-0	Rice, Hicks, Jordan	16:50	Craig, Moore, Peek, Royal, Spain
NORTHWESTERN	GT	0	17	0	0	9-0	7-0	Rice	17:36	Craig, Foreman, Holsey, Jordan, Reed
at Tulane	TUL	6	10	6	4	15-0	9-0	Royal	17:01	Foreman, Miller, Morris, Reed, Udofia
at Georgia	GT	16	7	8	6	12-0	6-0	Morris	16:54	Holsey, Miller, Morris, Rice, Udofia
at Savannah State	SSU	25	2	0	3	9-0	5-0	Royal	17:59	Craig, Foreman, Hicks, Moore, Peek
ALABAMA A&M	GT	13	5	5	5	10-0	9-0	Jordan, Royal, Morris	16:24	Foreman, Miller, Morris, Reed, Udofia
MERCER	GT	7	6	10	13	7-0	5-0	Foreman, Hicks, Udofia	15:33	Foreman, Miller, Morris, Rice, Udofia
at Fordham	GT	6	10	1	3	9-0	6-0	Morris, Royal	15:45	Foreman, Holsey, Miller, Reed, Udofia
ALABAMA	GT	3	27	1	3	8-0	12-0	Jordan, Rice, Royal	16:06	Foreman, Hicks, Jordan, Reed, Royal
DUKE	DU	0	18	0	0	10-0	10-0	Rice, Royal	18:32	Foreman, Morris, Reed, Rice, Udofia
at NC State	ST	18	5	4	3	11-0	5-0	Rice	19:05	Miller, Morris, Reed, Rice, Udofia
at Maryland	GT	3	12	6	7	5-0	7-0	Royal	17:35	Holsey, Miller, Morris, Rice, Udofia
VIRGINIA	GT	1	32	1	2	5-0	10-0	Rice, Royal	16:13	Craig, Foreman, Hicks, Jordan, Royal
at Clemson	GT	3	17	0	3	8-0	6-0	Rice, Royal	16:40	Holsey, Miller, Morris, Rice, Udofia
MIAMI	MIA	3	17	3	2	7-0	8-0	Hicks	17:30	Holsey, Morris, Rice, Royal, Udofia
at North Carolina	NC	0	24	0	0	7-0	8-0	Royal	16:06	Craig, Foreman, Hicks, Jordan, Royal
at Florida State	FS	3	17	1	4	8-0	10-0	Royal	16:38	Holsey, Morris, Reed, Royal, Udofia
BOSTON COLLEGE	GT	6	6	7	10	8-0	7-0	Royal	16:33	Foreman, Holsey, Reed, Rice, Udofia
NC STATE	ST	8	11	4	2	7-0	8-0	Royal	16:44	Miller, Morris, Reed, Rice, Udofia
at Wake Forest	GT	4	9	4	7	10-0	11-0	Morris	16:34	Holsey, Miller, Morris, Reed, Udofia
at Virginia Tech	GT	6	6	10	9	8-0	7-0	Royal	16:32	Foreman, Holsey, Miller, Reed, Udofia
CLEMSON	GT	4	21	0	1	4-0	9-0	Royal	16:28	Craig, Foreman, Moore, Peek, Royal
MARYLAND	GT	8	9	2	4	9-0	8-0	Royal	15:54	Holsey, Miller, Morris, Reed, Udofia
at Boston College	GT	5	17	4	4	13-0	16-0	Royal	18:23	Foreman, Miller, Morris, Reed, Udofia
WAKE FOREST	GT	12	5	6	8	9-0	11-0	Royal, Reed	17:07	Holsey, Jordan, Miller, Moore, Peek
vs. Miami										

PERSONNEL UPDATES

33 • Derek Craig • G • 6-4 • Sr.

- Played in 21 games in his career (7 ACC games).
- Got his first career start on Senior Day M3 vs. Wake Forest, played career-high 13 minutes, 5 pts, 2 ast, 1 charge taken
- Played 9 minutes in season-opener against FAMU, 5 minutes against Clemson on F21.
- Hit a pair of 3s, the first of his career, for a career-high 6 pts at North Carolina on J29.
- Previous career-high was 2 points 4 times.
- Joined team as a walk-on prior to the 2008-09 season, was put on scholarship this season.
- Excellent outside shooter, hit 6 threes in Tech's intrasquad scrimmage before the 2010-11 season, but missed the first 11 attempts of his career before J29 at UNC.
- Career-high 10 minutes vs. Arkansas-Pine Bluff in 2008-09 season.
- 1 of 2 players from Texas on Tech team.

CAREER HIGHS

Points: 6
North Carolina, 1-29-12
Field Goals: 2
North Carolina, 1-29-12;
Wake Forest, 3-3-12
Field Goal Attempts: 4
Wake Forest, 3-3-12
Field Goal Pct: 1.000
Siena (2-2), 11-23-11
3-Pt. Field Goals: 2
North Carolina, 1-29-12
3-Pt. FG Attempts: 3
North Carolina, 1-29-12;
Wake Forest, 3-3-12
3-Pt. FG Pct.: .667
North Carolina (2-3), 1-29-12
Free Throws: 2
Florida A&M, 11-11-11
Free Throw Attempts: 2
Florida A&M (2-2), 11-11-11
Free Throw Pct.: 1.000
Florida A&M (2-2), 11-11-11
Rebounds: 3
Arkansas-Pine Bluff, 11-25-08
Assists: 2
Wake Forest, 3-3-12
Blocked Shots: 0
Steals: 1, four times
Minutes: 13
Wake Forest, 3-3-12

42 • Nate Hicks • C • 6-10 • So.

- Named to the Academic All-ACC basketball team Friday (Management major).
- Long, slender post player who spells Daniel Miller at the 5, sometimes plays the 4. Missed the last 6 games recovering from mono. Returned to practice F27, but did not play until M3 vs. Wake (3 min).
- Played 9 solid minutes vs. Miami (3 rebs, 2 blocks).
- Scored 4 pts at Maryland (2-3 FG), season-high 7 rebs and a blocked shot in a season-high 15 minutes.
- Scored just 5 pts in his last 11 games, but has blocked 5 shots.
- Played 15 minutes against Alabama and has averaged 7.9 minutes for the year off the bench (7.2 in ACC games).
- Went 2-for-2 at Fordham for 4 pts, also scored 4 at Savannah State.
- Solid opener vs. FAMU with 5 pts (2-3 FG), 7 reb, 2 blocks in 13 minutes.
- Taken just 21 shots this year, has hit 54.9 pct. for his career to date.
- Led Tech in FG pct. (56.7, 44.4 pct. in ACC games) last year, blocked 17 shots in limited minutes.
- Averaged 9.4 min last year, 10.5 in ACC games.
- Originally signed with Tulane, but was released and enrolled at Tech in the fall of 2010.

CAREER HIGHS

Points: 5
Northwestern, 11-30-10;
Florida A&M, 11-11-11
Field Goals: 2 vs. eight teams
last vs. Maryland, 1-15-12
Field Goal Attempts: 4
Virginia Tech, 2-13-11
Field Goal Pct: 1.000
Siena (2-2), 12-22-10;
Fordham (2-2), 12-29-11
3-Pt. Field Goals: 0
3-Pt. FG Attempts: 0
3-Pt. FG Pct.: .000
Free Throws: 3
Northwestern, 11-30-10
Free Throw Attempts: 5
Northwestern, 11-30-10
Free Throw Pct.: .600
Northwestern (3-5), 11-30-10
Rebounds: 7
Wake Forest, 1-19-11;
Florida A&M, 11-11-11;
Maryland, 1-15-12
Assists: 1 vs. six teams
last vs. NC State, 1-11-12
Blocked Shots: 2 vs. 8 teams
last vs. Miami, 1-24-12
Steals: 2
Clemson, 1-12-11
Minutes: 22
Clemson, 1-12-11

4 • Nick Foreman • G • 6-3 • Sr.

- Former walk-on who earned a scholarship for his senior year.
- Continues to earn his playing time with defense, giving Tech help at the 2, 3 and 4 spots.
- Averaged 6.6 ppg, 6-10 FG, 5-9 on 3s in last 3 games.
- Scored season-high 8 pts, career high for an ACC game, on 3-3 FG (2-2 on 3s) vs. Maryland on F25. Had scored just 3 pts in ACC play before then, and 16 straight games without a FG.
- Averaging 10.7 minutes, most since his freshman year.
- Averaged 16.6 minutes last 5 games, partially due to absences of Rice and Hicks. Had averaged just 3.2 mpg in 1st 11 games of the New Year.
- Started against Siena and Northwestern (1st starts since freshman year), then again for Senior Day M3 vs. Wake Forest. Has 5 career starts.
- Has played with a partially torn tendon in the middle finger of his right (shooting) hand earlier this year, which was caught on the jersey of a teammate in practice earlier in the fall.
- Tied career highs with 9 points and a pair of 3s against Florida A&M (3-4 FG, 2 reb, 2 stl in 14 min).
- Had 9 3s in his first 3 seasons combined, has 10 this year.
- Played in 105 games in his career (55 ACC games). Averaged 8.7 minutes for his career. Started 2 games as a freshman, both conference games.
- Career 34/24 assist/turnover totals.

CAREER HIGHS

Points: 9
Kennesaw State, 12-22-09;
Florida A&M, 11-11-11
Field Goals: 4
Kennesaw State, 12-22-09
Field Goal Attempts: 5
Vanderbilt, 12-6-08;
Kennesaw State, 12-22-09;
Delaware State, 11-14-11
Field Goal Pct: 1.000
Maryland (3-3), 2-25-12
3-Pt. Field Goals: 2
UIC, 12-14-08;
Florida A&M, 11-11-11;
Maryland, 2-25-12;
Boston College, 2-29-12
3-Pt. FG Attempts: 4
Delaware State, 11-14-11
3-Pt. FG Pct: 1.000
UIC (2-2), 12-14-08;
Maryland (2-2), 2-25-12
Free Throws: 3
Florida State, 2-5-09;
Virginia Tech, 2-13-11
Free Throw Attempts: 4
Florida State, 2-5-09;
Virginia Tech, 2-13-11
Free Throw Pct.: 1.000 (2-2)
five times
Rebounds: 5
Vanderbilt, 12-6-08;
VCU, 11-18-11
Assists: 3
Tennessee State, 12-30-08;
Chattanooga, 12-14-09
Blocked Shots: 1, 10 times
Steals: 3
Wake Forest, 2-18-09
Minutes: 23
Tennessee State, 12-30-08

24 • Kammeon Holsey • F • 6-8 • So.

- Tech's starting 4-man every game this season, an aggressive scorer in the post area.
- Led Tech in scoring 8 times in the last 16 games, including 18 pts at Virginia Tech, 17 vs. NC State on F9, 16 vs. Maryland on F25.
- Averaged 12.5 ppg in his last 8 games (55.9% FG), reaching double figures in 6.
- Recorded 1st career double-double vs. Maryland on F25, 16 pts and a career-high 10 rebounds.
- Bright spot in Tech's loss to Alabama with 14 pts, and was Tech's only double-digit scorer vs. Maryland (11) and Virginia (12).
- Has team's best FG pct. overall (59.5%), 51.8% in ACC games.
- Has become Tech's top scorer in ACC games (9.5 ppg) and has averaged 5.1 rpg.
- Has hit 24-of-35 FT (68.4%) over his last 7 games (7-for-8 vs. NC State, 6-for-6 vs. Virginia Tech, 6-7 vs. Maryland).
- 2nd on team in scoring with an average of 9.5 ppg, 3rd-leading rebounder (4.8 pg). Scoring average up 6.1 ppg over last year, top improvement on the team, 5th-best in ACC.
- Scored in double figures in 15 games this year (17 career), including a career-high 21 against Delaware State (9-10 FG) in 25 minutes.
- Needs 11 pts for 400 in his career.
- Missed 1 game in his career (due to illness last year).
- Missed 2009-10 season after tearing his right ACL Aug. 1, 2009.
- Goes by "Kam."

CAREER HIGHS

Points: 21
Delaware State, 11-14-11
Field Goals: 9
Delaware State, 11-14-11
Field Goal Attempts: 11
NC State, 2-9-12
Field Goal Pct.: 1.000
Clemson (5-5), 2-21-12
3-Pt. Field Goals: 0
3-Pt. Field Goal Att.: 0
3-Point FG Pct.: .000
Free Throws: 7
NC State, 2-9-12
Free Throw Attempts: 8
NC State, 2-9-12
Free Throw Pct.: 1.000 (6-6)
Virginia Tech, 2-18-12
Rebounds: 10
Maryland, 2-25-12
Assists: 2 vs. 6 teams
last vs. Wake Forest, 3-3-12
Blocked Shots: 2
Charlotte, 1-2-11;
Tulane, 12-3-11;
Maryland, 1-15-12;
Maryland, 2-25-12
Steals: 4
Albany, 11-17-10
Minutes: 38
Virginia Tech, 2-18-12 (ot)
regulation - 33 vs. Maryland,
2-25-12

PERSONNEL UPDATES

2 • Pierre Jordan • G • 6-0 • Grad.

- Enrolled at Tech in August after graduating from Florida State last summer.
- Named to the Academic All-ACC basketball team (Building Construction).
- Gives Tech a 2nd point guard with good ballhandling skills, has only 20 turnovers in 319 minutes.
- Best game of the season J29 at North Carolina (3-3 FG, career-high 7 pts, 4 ast, 1 turnover in 18 min)
- Made 1st career start J21 at Clemson (15 min, 3 pts, 3 reb).
- Averaging 11.8 minutes (avg 5.2 in 39 games at FSU).
- Played 32 career minutes in ACC games at FSU, surpassed that total in his 1st 3 ACC games with Tech.
- Missed 4 games in December after undergoing surgery on N30 to repair a urinary tract blockage that had caused him lower back pain. Returned for the Alabama A&M game (15 minutes).
- Scored in 14 of his 27 games, 37.0% FG, and hit his first 3 of the season at Fordham on D29.
- Has only 12 turnovers in 231 minutes since his surgery, 12 turnover-less games this season.
- Logged 21 minutes in his Tech debut (2 pts, 3 reb, 1 ast), 5 more than his career high at FSU. Exceeded his career-high at FSU 3 times so far.
- Working on his Master's degree in Building Construction and Facility Management after receiving a Bachelor's degree in Interdisciplinary Social Studies.

CAREER HIGHS

Points: 7
 North Carolina, 1-29-12
 Field Goals: 3
 Mercer, 11-21-09;
 North Carolina, 1-29-12
 Field Goal Attempts: 6
 Stetson, 11-18-09
 Field Goal Percentage: 1.000 (2-2) four times
 3-Pt Field Goals: 1 vs. 7 teams; last vs. North Carolina, 1-29-12
 3-Pt Field Goal Attempts: 2 vs. eight teams
 3-Pt Field Goal Pct: 1.000
 Western Illinois (1-1), 11-24-08; Fordham (1-1), 12-29-11; North Carolina (1-1), 1-29-12
 Free Throws: 3
 Stetson, 11-18-09
 Free Throw Attempts: 5
 Stetson, 11-18-09
 Free Throw Percentage: 1.000
 Stetson, 12-15-10
 Rebounds: 3 vs. six teams last vs. Duke, 1-7-12
 Assists: 4
 Stetson, 12-15-10; Siena, 11-23-11; North Carolina, 1-29-12
 Blocked Shots: 1
 Alabama, 1-3-12; Clemson, 2-21-12
 Steals: 3
 Stetson, 12-15-10
 Minutes: 21
 Florida A&M, 11-11-11

5 • Daniel Miller • C • 6-11 • So.

- Scored in double figures in 8 of last 9 games - 10.1 ppg, 41-68 FG (60.3%), 7.0 rpg, 2.2 blocks, 1.2 apg.
- Had a double-double (10/11) vs. NC State on F9, the 2nd of his career.
- 8.3 ppg, 5.6 rpg, team-high 52.2% FG in ACC games.
- Scored double digits in 15 games this year after doing so just 3 times as a freshman. Averaging 8.3 ppg, 4th on the team.
- 13th in the ACC in rebound avg. (6.4) and 2nd in blocks (2.4). Ranks 29th nationally in blocks.
- Blocked as many as 4 shots in a game 9 times this season, including a season-high 5 at Wake Forest. Blocked at least 1 in 28 of 30 games.
- Already 6th at Tech in career blocks (137), needs 20 to reach 5th place (Luke Schenscher (157)).
- Matched career high in points (14) and grabbed career-best 15 rebounds vs. Del St. on N14. Also had career-high 6 assists.
- Narrowly missed double-doubles vs. Northwestern, Georgia and FSU (10 pts/9 reb each) and Virginia Tech (11/9).
- Has not missed a game in his Tech career, starting 61 straight games, longest streak on the team. Only Tech player to start every game the last 2 years.
- Has made major improvement at the FT line (77.5%, 31-40 this year). Shot 37% (17-46) last year.
- Originally signed with Georgia, was released and enrolled at Tech in the fall of 2009.
- Nicknamed "Big Jake."

CAREER HIGHS

Points: 14
 Savannah State, 12-11-10;
 Delaware State, 11-14-11
 Field Goals: 6
 Virginia, 1-22-10;
 Delaware State, 11-14-11;
 Boston College, 2-29-12
 Field Goal Attempts: 14
 Boston College, 2-29-12
 Field Goal Pct: 1.000
 Savannah State (6-6), 12-10-11
 3-Pt Field Goals: 0
 3-Pt Field Goal Att.: 0
 3-Point FG Pct.: .000
 Free Throws: 6
 Florida A&M, 11-11-11
 Free Throw Attempts: 9
 Savannah State, 12-11-10
 Free Throw Pct.: 1.000
 Virginia Tech (2-2), 2-13-11
 Rebounds: 15
 Delaware State, 11-14-11
 Assists: 6
 Delaware State, 11-14-11
 Blocked Shots: 7
 Charleston Southern, 11-12-10
 Steals: 4
 Duke, 1-7-12
 Minutes: 45
 Charlotte (2 ot), 1-2-11 (regulation - 35 vs. Georgia, 12-7-11)

13 • McPherson Moore • G • 6-3 • So.

- Made a pair of 3s for a career-high 6 pts against FAMU (played final 3 minutes).
- Played in 5 games this year, logged a career-high 5 minutes in loss to Clemson F21.
- Walk-on who played in 5 games last year, scoring 2 points (vs. Albany).

CAREER HIGHS

Points: 6
 Florida A&M, 11-11-11
 Field Goals: 2
 Florida A&M, 11-11-11
 Field Goal Attempts: 3
 Florida A&M, 11-11-11
 Field Goal Pct: 1.000
 Albany(1-1), 11-17-10
 3-Pt Field Goals: 2
 Florida A&M, 11-11-11
 3-Pt Field Goal Att.: 3
 Florida A&M, 11-11-11
 3-Point FG Pct.: .667
 Florida A&M (2-3), 11-11-11
 Free Throws: 0
 Free Throw Attempts: 0
 Free Throw Pct.: .000
 Rebounds: 3
 Florida State, 2-1-12
 Assists: 1
 Albany, 11-17-10
 Blocked Shots: 1
 Savannah State, 12-10-11;
 Clemson, 2-21-12
 Steals: 1
 Niagara, 11-19-10
 Minutes: 5
 Clemson, 2-21-12

14 • Jason Morris • G/F • 6-5 • So.

- Potentially explosive scorer when at his best.
- Started Tech's last 5 games, closing out the regular season with a career-high 22 pts with 3 ast vs. Wake Forest. Also set career highs for FGA (16) and 3s made and attempted (5-of-7).
- Limited to 17 minutes against Clemson on F25 after suffering a mid-foot strain on his left foot in the Virginia Tech game on F18, still taking treatment for it.
- Opened Maryland game with 2 3s, scored 9 pts in 31 minutes. Had 10 pts at Virginia Tech.
- Tech's 5th-leading scorer at 7.9 ppg, 7.1 ppg vs. the ACC.
- Started 20 games this season, 25 in his career.
- Scored in double digits 11 times for the season (5 in ACC games), 18 for his career.
- Scored 21 vs. Northwestern on N29, kicked off a 3-game stretch of double-digit efforts (16.0 ppg).
- Key figure in Tech's come-from-behind win at Georgia, scoring all 15 of his points in the 2nd half, including a pair of 3s.
- Struggled with his long-range shooting (30.8% on 3s, 35.5% overall) most of the season after hitting 40 pct. of his 3s last year.
- Surpassed 400 points for his career at Boston College.
- Had started 10 straight games for Tech dating back to last season before being replaced by Nick Foreman N23 against Siena. Split his time between starting and coming off the bench since until the last 5 games.

CAREER HIGHS

Points: 22
 Wake Forest, 3-3-12
 Field Goals: 6
 Northwestern, 11-29-11;
 Fordham, 12-29-11;
 Wake Forest, 3-3-12
 Field Goal Attempts: 16
 Wake Forest, 3-3-12
 3-Pt Field Goals: 5
 Fordham, 12-29-11;
 Wake Forest, 3-3-12
 3-Pt Field Goal Att.: 7
 Fordham, 12-29-11;
 Wake Forest, 3-3-12
 3-Point FG Pct.: 1.000
 Mercer (2-2), 12-31-10
 Free Throws: 7
 Northwestern, 11-29-11
 Free Throw Attempts: 7
 Mercer, 12-31-10;
 Northwestern, 11-29-11
 Free Throw Pct.: 1.000
 Northwestern (7-7), 11-29-11
 Rebounds: 8
 Wake Forest, 1-19-11
 Assists: 4
 Virginia Tech, 2-18-12
 Blocked Shots: 3
 Tulane, 12-3-11;
 Alabama A&M, 12-19-11
 Steals: 4
 Wake Forest, 3-3-11
 Minutes: 33
 Delaware State, 11-14-11;
 Duke, 1-7-12;
 Virginia Tech, 2-18-12 (ot)

PERSONNEL UPDATES

11 • Aaron Peek • G • 6-4 • Fr.

- Non-scholarship forward who joined the team after a tryout prior to the beginning of practice in October.
- Played in 4 games - Siena on N23, Savannah State on D10, Clemson F21, Wake Forest M3.
- Helped lead Benjamin E. Mays High School to a district championship in 2009-2010 and 4A State Championship game.
- Named a Georgia Merit Scholar, senior class president, and member of National Honor Society.
- Majoring in Biology/Pre-Medicine.

CAREER HIGHS

Points: 0
Field Goals: 0
Field Goal Attempts: 1
Siena, 11-23-11;
Savannah State, 12-10-11
Field Goal Pct.: .000
Siena (0-1), 11-23-11
3-Pt Field Goals: 0
3-Pt Field Goal Att.: 1
Siena, 11-23-11
3-Point FG Pct.: .000
Siena (0-1), 11-23-11
Free Throws: 0
Free Throw Attempts: 0
Free Throw Pct.: .000
Rebounds: 1
Siena, 11-23-11
Assists: 0
Blocked Shots: 0
Steals: 0
Minutes: 1
Siena, 11-23-11;
Savannah State, 12-10-11;
Clemson, 2-21-12

41 • Glen Rice, Jr. • G/F • 6-5 • Jr.

- Was suspended until further notice on F17 and has not played in the last 5 games. Sat out the FSU game on F1 with a sprained right toe (turf toe).
- Scored in double digits each of the 3 games in between (12.7 ppg, 8.0 rpg).
- Versatile wing player capable of putting up numbers in every column of the stat sheet during a game.
- Averaging 13.7 ppg in ACC games, and 6.6 rpg.
- Matched career high with 28 pts vs. Duke, followed with 22 at NC State in Tech's 1st 2 ACC games this year.
- Single-handedly gave Tech a chance to win at Clemson, scoring 15 straight points in the final 4 minutes to help reduce a 16-point deficit to 2.
- Ranked 15th in the ACC in scoring and 13th in rebounding for all games at the time of his suspension.
- Reached double figures in points in 15 of his 21 games this season.
- Played a lot of minutes at point guard since late December, first in the absence of Pierre Jordan, but has continued to serve in that role since Jordan returned.
- Has led Tech in scoring 6 times off the bench this year.
- Has 3 double-doubles this season (Tulane, Alabama A&M, Mercer), 6 for his career. Narrowly missed another vs. Miami (13 pts/9 reb).
- Needs 39 pts for 900 in his career; Ranks 18th at Tech in career 3s (100).

CAREER HIGHS

Points: 28
Miami, 2-3-11;
Duke, 1-7-12
Field Goals: 10
Siena, 11-23-11;
Duke, 1-7-12
Field Goal Attempts: 28
Florida State, 2-10-11
Field Goal Pct.: 1.000
Boston College (4-4), 2-27-10
3-Pt Field Goals: 4 vs. 5 teams
last vs. Duke, 1-7-12
3-Pt Field Goal Att.: 13
Florida State, 2-10-11
3-Point FG Pct.: 1.000
Kentucky St. (3-3), 1-30-10
Free Throws: 8
Mercer, 12-31-10;
Miami, 2-3-11;
Chattanooga, 2-16-11
Free Throw Attempts: 10
Mercer, 12-31-10;
Miami, 2-3-11;
Chattanooga, 2-16-11;
Clemson, 1-21-12
Free Throw Pct.: 1.000 (5-5)
NC State, 1-11-12
Rebounds: 12
Maryland, 1-30-11
Assists: 6
Niagara (4-4), 11-19-10
Blocked Shots: 4
Tulane, 12-3-11
Steals: 4
Florida State, 1-24-10;
Chattanooga, 2-16-11
Minutes: 45
Charlotte (2 ot), 1-2-11
(regulation - 39 vs. Maryland,
1-30-11)

23 • Brandon Reed • G • 6-3 • So.

- Wing player who has started 28 games this season, averaging 25.4 minutes.
- Averaged 9.4 ppg in 8 games in February (4 in double figures), including a season-high and team-best 18 points (4-8 on 3s) at FSU. Hit 2 big FT with 11 seconds left in a 51-47 win over Boston College, and a big 3 with 27 seconds left in Tech's 63-61 win over Maryland.
- Averaged 6.8 ppg in ACC games (29.6% FG, 27.4% on 3s), with 5 double-figure games. Scored 12 at NC State on J11, 18 at FSU on F1, 11 at Wake on F15, 10 at Virginia Tech on F18, 11 vs. Clemson on F21.
- Made 18 straight FT dating back to J15 at Maryland before missing his 3rd attempt of the game F25 against Maryland. Has made 87.5% from the line in ACC games (28-for-32).
- Tech's 6th-leading scorer overall at 7.4 ppg, has reached double figures in 10 games, including 16 each vs. Fordham, Savannah State, FAMU.
- Lited Tech at Georgia, scoring 12 points without attempting a 3.
- Averaging 9.3 ppg and hitting 44.7 pct. FG in Tech's wins.
- Sun Belt Conference Freshman of the Year who led Arkansas State in scoring during the 2009-10 season.
- Attended Whitefield Academy in the Atlanta area, leading team to class A state title in 2009.

CAREER HIGHS

Points: 34
Denver, 1-30-10
Field Goals: 12
Denver, 1-30-10
Field Goal Attempts: 23
Denver, 1-30-10;
Savannah State (6-7), 12-10-11
3-Pt Field Goals: 5
Western Kentucky, 2-20-10
3-Pt Field Goal Attempts: 10
Arkansas-Little Rock, 2-4-10
Troy, 2-27-10
3-Pt Field Goal Percentage: .750
UT-Martin, 11-25-09
Free Throws: 9
Western Kentucky, 2-20-10
Arkansas-Little Rock, 3-6-10
Free Throw Attempts: 12
Arkansas-Little Rock, 3-6-10
Free Throw Percentage: 1.000
vs. 9 teams
Rebounds: 9
Arkansas-Little Rock, 3-6-10
Assists: 6
MacMurray, 11-16-09
New Orleans, 2-6-10
Western Kentucky, 3-7-10
Blocked Shots: 2
South Alabama, 1-9-10
Steals: 3
New Orleans, 2-6-10
Minutes: 43
Western Kentucky, 2-20-10 (ot)

1 • Julian Royal • F • 6-7 • Fr.

- Reserve 4-man who started his career slowly, but has seen significant court time since Tech's win at Georgia on D7.
- Averaged 5.1 ppg, 2.8 rpg, 45.8% FG and 10-22 on 3s in ACC games.
- Scored career-high 11 pts (5-7 FG) in career-high 29 min vs. Miami, 9 pts and 6 reb vs. UNC. Added 8 pts (two 3s) at FSU.
- Logged 9 quality minutes (despite not scoring and getting just 1 rebound) to help the Jackets win at Georgia, and has continued to improve.
- 21-for-29 (72.4%) from the FT line; turned the ball over just 26 times all year.
- Excellent debut against FAMU, scoring 10 pts (7-8 FT) with 6 reb and 4 ast.
- Has 4 double-figure scoring games this year (1 vs. ACC team).
- Went scoreless in 3 games in Charleston; did not play against Northwestern, only 2 minutes at Tulane.
- Three-time all-state performer who led Milton HS to the state class AAAAA finals three times.
- Ranked as high as 68th in the nation in the ESPN100, 64th by Scout.com.
- Milton HS all-time leading scorer with 2,039 pts.

CAREER HIGHS

Points: 11
Miami, 1-24-12
Field Goals: 5
Alabama A&M, 12-19-11;
Miami, 1-24-12
Field Goal Attempts: 9
North Carolina, 1-29-12
Field Goal Pct.: .667
Fordham (2-3), 12-29-11
3-Pt Field Goals: 2
Florida State, 2-1-12
3-Pt Field Goal Att.: 3
Florida State, 2-1-12;
Clemson, 2-21-12
3-Point FG Pct.: 1.000
Florida A&M (1-1), 11-11-11;
Miami (1-1), 1-24-12
Free Throws: 7
Florida A&M, 11-11-11
Free Throw Attempts: 8
Florida A&M, 11-11-11
Free Throw Pct.: 1.000
Siena (2-2), 11-23-11;
Maryland (2-2), 2-25-12
Rebounds: 7
Alabama A&M, 12-19-11
Assists: 4
Florida A&M, 11-11-11
Blocked Shots: 1
Florida A&M, 11-11-11;
Siena, 11-23-11;
North Carolina, 1-29-12;
Wake Forest, 3-3-12
Steals: 2
Savannah State, 12-10-11
Minutes: 29
Miami, 1-24-12

PERSONNEL UPDATES

O • Mfon Udofia • G • 6-2 • Jr.

- Tough-minded player who is playing point guard full-time for the first time in his career.
- Started all but 1 game this season. Leads team in minutes (31.6 all games, 33.2 vs. ACC). Played 35 minutes or more 6 times since F1.
- Played 31 total minutes in 5 ACC Tournament games in his career.
- Tech's leading available scorer at 9.8 ppg (9.4 avg. vs. the ACC).
- Finished regular season strong with 15 pts (4-7 FG, 3-5 on 3s, 4-6 FT), 5 ast, 1 turnover vs. Wake Forest. Had tailed off in scoring in the month of February, scoreless 3 times with 1 game in double figures.
- Despite struggling to score at times, has played well, with 38 ast, 18 turnovers in 234 minutes last 8 games. Had career-high 9 assists (with 7 pts, 5 reb) while also playing good defense on ACC top scorer Terrell Stoglin in win vs. Maryland on F25, maybe the best game of his career.
- Averaging 3.4 apg in ACC games (ranks 6th).
- Played one of his best games F4 vs. BC despite not scoring - 6 ast and 0 turnovers in 36 min.
- Set a career-high for an ACC game with 19 pts vs. Duke, followed with 17 at NC State (11-17 FG, 5-7 on 3s, 9-14 FT, 3.5 rpg, 7 ast, 4 TO, 2 steals).
- Has scored in double digits 14 times this season, 7 in ACC games (in 1st 2 years, 7 total double figures games vs. ACC).
- Been to the FT line a team-high 100 times this season, 15 more than his 2010-11 total).
- His season high of 20 points came in a loss to St. Joseph's.
- Surpassed 700 career points vs. Wake Forest on M3.
- Has 35 double-digit games in his career (14 in ACC play).

CAREER HIGHS

Points: 26
Siena, 12-2-09
Field Goals: 9
Siena, 12-2-09
Field Goal Attempts: 16
Siena, 12-2-09;
Saint Joseph's, 11-17-11
Field Goal Pct: .800
Boston College (4-5), 1-8-11
3-Pt Field Goals: 5
Siena, 12-2-09
3-Pt Field Goal Att.: 8
Siena, 12-2-09;
Florida State, 12-20-09
3-Point FG Pct.: 1.000
Virginia Tech (3-3), 2-18-12
Free Throws: 11
Alabama A&M, 12-19-11
Free Throw Attempts: 14
Alabama A&M, 12-19-11
Free Throw Pct.: 1.000
Virginia Tech (6-6), 2-13-11
Rebounds: 8
Arkansas-Pine Bluff, 12-16-09
Assists: 9
Maryland, 2-25-12
Blocked Shots: 1
Siena, 11-23-11;
Fordham, 12-29-11
Steals: 4
Savannah State, 12-11-10;
Clemson, 1-12-11
Minutes: 43 (ot)
Virginia Tech, 2-18-12
(regulation: 38 vs. Boston College, 2-29-12)

GAMES WITH NO 3-POINT FIELD GOALS

Date	Opponent (site)	3P-3PA	Result
2/23/05	Duke	0-5	L, 56-60
12/11/04	vs. Air Force (Philips Arena, Atlanta, Ga.)	0-2	W, 64-42
3/6/87	Virginia (ACC Tournament, Landover, Md.)	0-3	L, 54-55
2/1/87	Maryland	0-1	W, 76-72
1/29/87	Duke	0-3	W, 75-66
1/24/87	at North Carolina	0-1	L, 55-92
1/14/87	North Carolina A&T	0-4	W, 83-67
1/12/87	at Old Dominion	0-0	W, 81-64
12/27/86	vs. Rutgers (Madison Square Garden)	0-0	W, 79-61
12/20/86	vs. SMU (Tokyo, Japan)	0-0	W, 63-54
12/19/86	vs. Boston College (Tokyo, Japan)	0-0	W, 65-62 (ot)
12/1/86	Pennsylvania	0-3	W, 84-57

List does not include games during the 1982-83 season, when the three-point shot was in experimental use at a distance of 17 feet, 9 inches

BRIAN GREGORY

Head Coach - 1st Season at Tech

Brian Gregory, who led the University of Dayton to 97 victories over the last four years and worked under Tom Izzo at Michigan State when the Spartans won the 2000 NCAA championship, was named Georgia Tech's head basketball coach on March 28, 2011.

Gregory is the 13th head coach in Yellow Jacket history.

Gregory coached eight seasons at Dayton where he compiled a record of 172-94 and participated in the NCAA Tournament or NIT five times. His 2003-04 and 2008-09 teams earned NCAA Tournament berths, and the Flyers captured the 2010 NIT crown after beating North Carolina in the championship game.

The 1990 Oakland (Mich.) University graduate won 150 games faster (seven seasons) than any coach in Dayton history. Over the last four seasons combined, his teams went 13-4 against BCS-level teams.

Gregory clearly put an emphasis on academics during his tenure at Dayton. Entering the 2010-11 season, every senior who played for Gregory graduated (23-of-23). All seven seniors who played on the 2010 NIT title team graduated last spring.

Prior to becoming the head coach at Dayton, Gregory spent the second of two highly-successful stints at Michigan State, where he was an assistant coach for two years before being promoted to associate head coach under Izzo for the 2001-02 and 2002-03 seasons. During those four years, the Spartans won one NCAA championship (2000), made three Elite Eight appearances, two Final Fours and claimed two Big Ten Conference championships.

A native of Mount Prospect, Ill., Gregory's first coaching job came during his first association with Michigan State in 1990 as a graduate assistant to head coach Jud Heathcote. He became a full-time assistant in 1992 and remained there when Izzo replaced Heathcote as head coach. Gregory left to work one season under Stan Joplin at Toledo in 1996, then returned to the Big Ten where he worked as an assistant coach under Kevin O'Neill at Northwestern for two seasons.

In all, Gregory arrived at Dayton with 15 years of coaching experience, including 12 seasons in the Big Ten Conference.

Gregory as a Head Coach

Season	School	Overall	Conference	Postseason
2003-04	Dayton	24-9	12-4/1st West	NCAA
2004-05	Dayton	18-11	10-6/T2nd West	
2005-06	Dayton	14-17	6-10/T11th	
2006-07	Dayton	19-12	8-8/T7th	
2007-08	Dayton	23-11	8-8/T7th	NIT
2008-09	Dayton	27-8	11-5/T2nd	NCAA Tournament
2009-10	Dayton	25-12	8-8/T7th	NIT Champions
2010-11	Dayton	22-14	7-9/T8th	NIT
Dayton Totals		172-94	70-58	
2011-12	Georgia Tech	11-19	4-12	--
Career Totals		183-113	74-70	

Gregory as an Assistant Coach

- Michigan State (1992-96, 1999-2003)
- Associate head coach under Tom Izzo, 2001-03
- Assistant coach under Tom Izzo, 1999-2000
- Assistant coach under Tom Izzo, 1995
- Assistant coach under Jud Heathcote 1992-94
- 2000 NCAA champions; Two Final Fours
- Northwestern (1997-99) - Assistant coach under Kevin O'Neill
- Toledo (1996-97)

Personal

- Master of arts in athletic administration at Michigan State, 1992
- Bachelor of arts in secondary education from Oakland University, 1990
- Three-time all-conference selection
- Named Academic All-American in 1990
- Inducted into Oakland University Hall of Fame in 1997
- Attended the U.S. Naval Academy in 1985-86
- Played on the Navy team that featured David Robinson and advanced to the Elite Eight of the NCAA Tournament
- **Family:** Gregory and his wife, Yvette, have two daughters, Isabella, Elyse

ROSTER AT-A-GLANCE

NUMERICAL

No.	Name	Pos.	Ht.	Wt.	Cl.	Hometown (High School/College)
0	Mfon Udofia**	G	6-2	193	Jr.	Stone Mountain, Ga. (Miller Grove)
1	Julian Royal	F	6-7	230	Fr.	Alpharetta, Ga. (Milton)
2	Pierre Jordan	G	6-0	170	Gr.	Dunwoody, Ga. (Dunwoody/Florida State)
4	Nick Foreman***	G	6-3	210	Sr.	Bellaire, Texas (Bellaire)
5	Daniel Miller*	C	6-11	258	So.-R	Loganville, Ga. (Loganville Christian Academy)
11	Aaron Peek	G	6-4	190	Fr.	Atlanta, Ga. (Mays)
13	McPherson Moore*	G	6-3	200	So.	St. Louis, Mo. (MICDS)
14	Jason Morris*	G/F	6-5	210	So.	Augusta, Ga. (The Hotchkiss School, Lakeville, Conn.)
23	Brandon Reed#	G	6-3	180	So.-R	Powder Springs, Ga. (Whitefield Acad./Arkansas St.)
24	Kammeon Holsey*	F	6-8	226	So.-R	Sparta, Ga. (Hancock Central)
33	Derek Craig**	G	6-4	205	Sr.	Spring, Texas (Klein Collins)
41	Glen Rice, Jr.**	G/F	6-5	206	Jr.	Marietta, Ga. (Walton)
42	Nate Hicks*	C	6-10	218	So.	Panama City Beach, Fla. (J.R. Arnold)

ALPHABETICAL

No.	Name	Pos.	Ht.	Wt.	Cl.	Hometown (High School/College)
33	Derek Craig**	G	6-4	205	Sr.	Spring, Texas (Klein Collins)
4	Nick Foreman***	G	6-3	210	Sr.	Bellaire, Texas (Bellaire)
42	Nate Hicks*	C	6-10	218	So.	Panama City Beach, Fla. (J.R. Arnold)
24	Kammeon Holsey*	F	6-8	226	So.-R	Sparta, Ga. (Hancock Central)
2	Pierre Jordan	G	6-0	170	Gr.	Dunwoody, Ga. (Dunwoody/Florida State)
5	Daniel Miller*	C	6-11	258	So.-R	Loganville, Ga. (Loganville Christian Academy)
13	McPherson Moore*	G	6-3	200	So.	St. Louis, Mo. (MICDS)
14	Jason Morris*	G/F	6-5	210	So.	Augusta, Ga. (The Hotchkiss School, Lakeville, Conn.)
11	Aaron Peek	G	6-4	190	Fr.	Atlanta, Ga. (Mays)
23	Brandon Reed#	G	6-3	180	So.-R	Powder Springs, Ga. (Whitefield Acad./Arkansas St.)
41	Glen Rice, Jr.**	G/F	6-5	206	Jr.	Marietta, Ga. (Walton)
1	Julian Royal	F	6-7	230	Fr.	Alpharetta, Ga. (Milton)
0	Mfon Udofia**	G	6-2	193	Jr.	Stone Mountain, Ga. (Miller Grove)

*Denotes varsity letters earned; #sat out 2010-11 season as a transfer

Head Coach:	Brian Gregory (Oakland, 1990), 1st year
Assistant Coaches:	Chad Dollar (Milligan, 1996), 1st year Josh Postorino (Dayton, 1999), 1st year Billy Schmidt (Wake Forest, 1992), 1st year
Director of Player Development:	Amir Abdur-Rahim (Southeastern Louisiana, 2004), 1st year
Director of Basketball Operations:	Chris Jacobs (Coe College, 1999), 8th year
Strength and Conditioning Coach:	Mike Bewley (Eastern Kentucky, 1998), 1st year
Athletic Trainer:	Richard Stewart (Salisbury, 2005), 5th year

Pronunciations:

Mfon Udofia	MOO-fon YOU-doe-fee-uh
Kammeon Holsey	KAMM-ee-on
McCamish Pavilion	Mc-CAME-ish

BY CLASS

Freshmen:	Julian Royal Aaron Peek
Sophomores:	Nate Hicks, Kammeon Holsey (R) Daniel Miller (R) McPherson Moore Jason Morris Brandon Reed (R)
Juniors:	Glen Rice, Jr. Mfon Udofia
Seniors:	Derek Craig Nick Foreman Pierre Jordan (Grad)

BY STATE

Florida:	Nate Hicks
Georgia:	Kammeon Holsey Pierre Jordan, Daniel Miller Jason Morris, Aaron Peek Brandon Reed, Glen Rice, Jr., Julian Royal, Mfon Udofia
Missouri:	McPherson Moore
Texas:	Derek Craig Nick Foreman

BY BIRTHDAY

Jan. 1, 1991	Glen Rice, Jr.
Jan. 6, 1990	Nick Foreman
May 9, 1989	Pierre Jordan
April 5, 1993	Aaron Peek
May 23, 1991	McPherson Moore
July 1, 1991	Daniel Miller
Aug. 1, 1990	Mfon Udofia
Aug. 26, 1991	Jason Morris
Aug. 29, 1991	Derek Craig
Sept. 4, 1990	Kammeon Holsey
Sept. 16, 1992	Julian Royal
Oct. 17, 1991	Brandon Reed
Nov. 15, 1991	Nate Hicks

BY MAJOR

Biology	Aaron Peek
Building Construction and Facility Management:	Pierre Jordan
Business Administration:	Julian Royal
Economics and International Affairs:	McPherson Moore
History:	Nick Foreman
Management:	Derek Craig Nate Hicks, Daniel Miller Jason Morris, Glen Rice, Jr. Mfon Udofia
Sociology:	Kammeon Holsey

BY HEIGHT

6-0	Pierre Jordan
6-2	Mfon Udofia
6-3	Nick Foreman McPherson Moore Brandon Reed
6-4	Derek Craig, Aaron Peek
6-5	Jason Morris, Glen Rice, Jr.
6-7	Julian Royal
6-8	Kammeon Holsey
6-10	Nate Hicks
6-11	Daniel Miller

ACC TOURNAMENT HISTORY

1980, Greensboro Coliseum, Greensboro, N.C.

#1 Maryland 51, #8 Georgia Tech 49, OT

1981, Capital Centre, Landover, Md.

#1 Virginia 76, #8 Georgia Tech 47

1982, Greensboro Coliseum, Greensboro, N.C.

#1 North Carolina 55, #8 Georgia Tech 39

1983, The Omni, Atlanta, Ga.

#6 Georgia Tech 64, #3 Maryland 58
#2 Virginia 96, Georgia Tech 67

1984, Greensboro Coliseum, Greensboro, N.C.

#3 Duke 67, #6 Georgia Tech 63, OT

1985, The Omni, Atlanta, Ga. (Champions)

#1 Georgia Tech 55, #8 Virginia 48
Georgia Tech 75, #4 Duke 64
Georgia Tech 57, #2 North Carolina 54

1986, Greensboro Coliseum, Greensboro, N.C. (Runner-up)

#1 Georgia Tech 79, #8 Clemson 61
Georgia Tech 64, #6 Maryland 62
#1 Duke 68, Georgia Tech 67

1987, Capital Centre, Landover, Md.

#4 Virginia 55, #5 Georgia Tech 54

1988, Greensboro Coliseum, Greensboro, N.C.

#5 Maryland 84, #4 Georgia Tech 67

1989, The Omni, Atlanta, Ga.

#4 North Carolina 77, #5 Georgia Tech 62

1990, Charlotte Coliseum, Charlotte, N.C. (Champions)

#3 Georgia Tech 76, #6 NC State 67
Georgia Tech 83, #2 Duke 72
Georgia Tech 70, #5 Virginia 61

1991, Charlotte Coliseum, Charlotte, N.C.

#4 NC State 82, #5 Georgia Tech 68

1992, Charlotte Coliseum, Charlotte, N.C.

#4 Georgia Tech 68, #5 Virginia 56
#1 Duke 89, Georgia Tech 76

1993, Charlotte Coliseum, Charlotte, N.C. (Champions)

#6 Georgia Tech 69, #3 Duke 66
Georgia Tech 69, #7 Clemson 61
Georgia Tech 77, #1 North Carolina 75

1994, Charlotte Coliseum, Charlotte, N.C.

#3 Wake Forest 74, #6 Georgia Tech 49

1995, Greensboro Coliseum, Greensboro, N.C.

#4 Virginia 77, #5 Georgia Tech 67

1996, Greensboro Coliseum, Greensboro, N.C. (Runner-up)

#1 Georgia Tech 88, #9 NC State 73
Georgia Tech 84, #5 Maryland 79
#2 Wake Forest 75, Georgia Tech 74

1997, Greensboro Coliseum, Greensboro, N.C.

#8 NC State 60, #9 Georgia Tech 46

1998, Greensboro Coliseum, Greensboro, N.C.

#3 Maryland 83, #6 Georgia Tech 65

1999, Charlotte Coliseum, Charlotte, N.C.

#3 North Carolina 78, #6 Georgia Tech 49

2000, Charlotte Coliseum, Charlotte, N.C.

#7 Florida State 63, #8 Georgia Tech 62

2001, Georgia Dome, Atlanta, Ga.

#5 Georgia Tech 74, #4 Virginia 69
#1 North Carolina 70, Georgia Tech 63

2002, Charlotte Coliseum, Charlotte, N.C.

#3 Wake Forest 92, #6 Georgia Tech 83

2003, Greensboro Coliseum, Greensboro, N.C.

#4 NC State 71, #5 Georgia Tech 65

2004, Greensboro Coliseum, Greensboro, N.C.

#4 Georgia Tech 83, #5 North Carolina 82
#1 Duke 85, Georgia Tech 71

2005, MCI Center, Washington, D.C. (Runner-up)

#5 Georgia Tech 73, #4 Virginia Tech 54
Georgia Tech 78, #1 North Carolina 75
#3 Duke 69, Georgia Tech 64

2006, Greensboro Coliseum, Greensboro, N.C.

#6 Maryland 84, #11 Georgia Tech 62

2007, St. Pete Times Forum, Tampa, Fla.

#11 Wake Forest 114, #5 Georgia Tech 112, 2 OT

2008, Bobcats Arena, Charlotte, N.C.

#7 Georgia Tech 94, #10 Virginia 76
#2 Duke 82, Georgia Tech 70

2009, Georgia Dome, Atlanta, Ga.

#12 Georgia Tech 86, #5 Clemson 81
#4 Florida State 64, Georgia Tech 62

2010, Greensboro Coliseum, Greensboro, N.C.

#7 Georgia Tech 62, #10 North Carolina 58
#7 Georgia Tech 69, #2 Maryland 64
#7 Georgia Tech 64, #11 NC State 59
#1 Duke 65, #7 Georgia Tech 61

2011, Greensboro Coliseum, Greensboro, N.C.

#6 Virginia Tech 59, #11 Georgia Tech 43

ACC All-Tournament

1980	Brook Stepp, G (2nd)
1983	Mark Price, G (2nd)
1984	Mark Price, G (2nd)
1985	Mark Price, G (1st), Bruce Dairymple, G (1st), Yvon Joseph, C (2nd), John Salley, F (2nd)
1986	Duane Ferrell, F (1st), Mark Price, G (2nd), Tom Hammonds, F (2nd), John Salley, F (3rd)
1990	Brian Oliver, G (1st), Dennis Scott, F (1st), Kenny Anderson, G (1st), Malcolm Mackey, F (3rd)
1992	Malcolm Mackey, F (2nd)
1993	James Forrest, F (1st), Drew Barry, G (1st), Travis Best, G (2nd)
1996	Matt Harpring, F (1st), Stephon Marbury, G (1st)
2001	Alvin Jones, C (2nd)
2004	B.J. Elder, G (2nd)
2005	Will Bynum, G (1st), Jarrett Jack, G (2nd)
2009	Lewis Clinch, G (2nd)
2010	Derrick Favors, F (1st), Gani Lawal, F (2nd), Iman Shumpert, G (2nd)

Everett Case Award (ACC Tournament MVP)

1985	Mark Price, G
1990	Brian Oliver, G
1993	James Forrest, F

Record by Site

The Omni, Atlanta, Ga.	4-2
Georgia Dome, Atlanta, Ga.	2-2
Charlotte (N.C.) Coliseum	7-6
Greensboro (N.C.) Coliseum	8-14
Capital Centre, Landover, Md.	0-2
MCI Center, Washington, D.C.	2-1
St. Pete Times Forum, Tampa, Fla.	0-1
Bobcats Arena, Charlotte, N.C.	1-1

Record by Seed

Seed (Yrs)	Rec	Titles
No. 1 (2)	5-1	1
No. 2 (1)	2-1	0
No. 3 (1)	3-0	1
No. 4 (3)	2-3	0
No. 5 (7)	3-7	0
No. 6 (7)	4-7	1
No. 7 (2)	4-2	0
No. 8 (4)	0-4	0
No. 9 (1)	0-1	0
No. 11 (2)	0-2	0
No. 12 (1)	1-1	0

Annual Regular -Season Finishes

Year	Record	Finish	Seed
1980	1-13	8th	8th
1981	0-14	8th	8th
1982	3-11	8th	8th
1983	4-10	6th	6th
1984	6-8	T-5th	6th
1985	9-5	T-1st	1st
1986	11-3	2nd	2nd
1987	7-7	5th	5th
1988	8-6	4th	4th
1989	8-6	5th	5th
1990	8-6	T-3rd	3rd
1991	6-8	T-5th	5th
1992	8-8	T-4th	4th
1993	8-8	6th	6th
1994	7-9	6th	6th
1995	8-8	5th	5th
1996	13-3	1st	1st
1997	3-13	9th	9th
1998	6-10	6th	6th
1999	6-10	T-5th	6th
2000	5-11	8th	8th
2001	8-8	T-5th	5th
2002	7-9	T-5th	6th
2003	7-9	5th	5th
2004	9-7	T-3rd	4th
2005	8-8	T-4th	5th
2006	4-12	T-10th	11th
2007	8-8	T-6th	6th
2008	7-9	T-7th	7th
2009	2-14	12th	12th
2010	7-9	7th	7th
2011	5-10	T10th	11th

ACC TOURNAMENT HISTORY

Superlatives

Individual by Tech

Points: 35, Will Bynum vs. North Carolina, 2005
 Field goals: 13, James Forrest vs. Duke, 1993
 Field goal attempts: 24, Dennis Scott vs. Duke, 1990
 Field goal percentage: 1.000 (7-7), Alade Aminu vs. Wake Forest, 2007
 3-point field goals: 6, Anthony Morrow vs. Virginia, 2008
 3-point FG attempts: 15, Dennis Scott vs. N. Carolina, 1989
 Free throws: 14, Mark Price vs. Duke, 1985
 Free throw attempts: 14, Mark Price vs. Duke, 1985
 Free throw percentage: 1.000 (14-14), Mark Price vs. Duke, 1985
 Rebounds: 17, Luke Schenscher vs. North Carolina, 2004
 Assists: 13, Drew Barry vs. Clemson, 1993
 Turnovers: 9, Stu Lyons vs. Virginia, 1981
 Blocked shots: 7, Matt Geiger vs. Virginia, 1992
 Steals: 7, Jarrett Jack vs. NC State, 2003

Team by Tech

Points: 112 vs. Wake Forest, 2007
 Fewest points: 39 vs. North Carolina, 1982
 Fewest points in a win: 55 vs. Virginia, 1985
 Winning margin: 19 vs. Virginia Tech, 2005
 Losing margin: 29 vs. Virginia, 1981 & 1983, North Carolina, 1991
 Field goals: 40 vs. Wake Forest, 2007
 Field goal attempts: 72 vs. Wake Forest, 2007
 Field goal percentage: .579 (33-57) vs. Virginia, 2008
 Lowest FG percentage: .296 (21-71) vs. Duke, 2005
 Field goal percentage (tournament): .508 (60-118) in 2008
 3-point field goals: 13 vs. Virginia, 2008
 3-point FG attempts: 33 vs. North Carolina, 2001
 Free throws: 26 vs. Maryland, 1983
 Free throw attempts: 35 vs. Maryland, 1983; Wake Forest, 2007
 Free throw percentage: .885 (23-26) vs. North Carolina, 1993
 Free throw percentage (tournament): .806 (25-31) in 2008
 Rebounds: 47 vs. North Carolina, 2005
 Assists: 23 vs. Duke, 1993
 Turnovers: 24 vs. Maryland, 1996
 Fewest turnovers: 6 vs. Wake Forest, 1996
 Blocked shots: 13 vs. Virginia, 1992
 Steals: 14 vs. North Carolina, 1985

Individual by Opponents

Points: 36, Junior Burrough, Virginia, 1995
 Field goals: 13, Junior Burrough, Virginia, 1995; Keith Booth, Maryland, 1996
 Field goal attempts: 23, Junior Burrough, Virginia, 1995
 Field goal percentage: .833, (5-6) Kenny Smith, North Carolina, 1985
 3-point field goals: 6, Keith Gatlin, Maryland, 1988
 3-point FG attempts: 12, Donald Williams, North Carolina, 1993; Chris Whitney, Clemson, 1993
 Free throws: 14, Kyle Singler, Duke, 2010
 Free throw attempts: 16, Kyle Singler, Duke, 2010
 Free throw percentage: 1.000, Rashad McCants (10-10), North Carolina, 2004 (10-10); J.J. Redick (10-10), Duke, 2005
 Rebounds: 22, Tim Duncan, Wake Forest, 1996
 Assists: 10, Rudy Archer, Maryland, 1988; Sean Singletary, Virginia, 2008
 Blocked Shots: 6, Tim Duncan, Wake Forest, 1994; Johnny Rhodes, Maryland, 1996; Josh Powell, NC State, 2003; Sheldon Williams, Duke, 2005

ACC Tournament Composite

Team	W	L	Pct.	1st	Qtr/2	Semi	Final	GT vs.
Boston College	6	5	.556	2-1	3-2	1-2	0-1	0-0
Clemson	17	58	.219	3-10	12-36	2-10	0-2	3-0
Duke	90	39	.690	4-1	37-16	29-11	20-11	3-7
Florida State	9	20	.321	6-5	2-13	1-1	0-1	0-2
Georgia Tech	24	29	.462	3-5	11-16	7-4	3-4	-
Maryland	44	54	.448	5-3	27-26	9-19	3-6	4-4
Miami	6	7	.455	5-2	1-4	0-1	0-0	0-0
North Carolina	86	40	.683	0-1	39-12	29-14	18-13	5-4
NC State	63	48	.573	6-6	30-20	17-15	10-7	3-3
Virginia	31	57	.356	4-5	20-33	6-14	1-5	5-4
Virginia Tech	5	7	.333	2-2	3-2	0-3	0-0	1-1
Wake Forest	42	54	.442	2-3	26-28	10-17	4-6	0-4

Steals: 5, Jeff Jones, Virginia, 1981; Landon Milbourne, Maryland, 2010

Team by Opponents

Points: 114 by Wake Forest, 2007
 Fewest points: 48 by Virginia, 1985
 Fewest points in a win: 51 by Maryland, 1980
 Field goals: 34 by Wake Forest, 2007
 Field goal attempts: 81 by Virginia, 1992
 Field goal percentage: .642 (34-53) by Wake Forest, 2007
 Lowest FG percentage: .247 (20-81) by Virginia, 1992
 Lowest FG percentage (tournament): .375 (63-168), 2005
 Free throws: 33 by Virginia, 1983
 Free throw attempts: 48 by Wake Forest, 2007
 Free throw percentage: 1.000 (12-12) by North Carolina, 1985
 Rebounds: 50 by Virginia, 2001
 Assists: 22 by Wake Forest, 2007
 Turnovers: 23 by Maryland, 1983
 Blocked shots: 9 by Duke, 2005; Maryland, 2006
 Steals: 16 by Virginia, 1981

Best Career Totals

Minimum 4 games, 2 tournaments
 Points: 162, Mark Price, 1983-86 (9 games)
 Scoring average: 20.6, Dennis Scott, 1988-90 (6)
 Field goals: 54, Mark Price, 1983-86 (9)
 Field goal attempts: 132, Mark Price, 1983-86 (9)
 Field goal percentage: .593 (35-59), Tom Hammonds, 1986-89 (6)
 3-point field goals: 20, Tony Akins, 1999-2002 (5)
 3-point FG attempts: 52, Tony Akins, 1999-2002 (5)
 3-point FG percentage: .600 (9-15), Michael Maddox, 1995-96 (4)
 Free throws: 46, Mark Price, 1983-86 (9)
 Free throw attempts: 50, Mark Price, 1983-86 (9)
 Free throw percentage: .920 (46-50), Mark Price, 1983-86 (9)
 Rebounds: 89, Malcolm Mackey, 1990-93 (9)
 Assists: 61, Drew Barry, 1993-96 (8)
 Blocked shots: 18, John Salley, 1983-86 (9)
 Steals: 23, Mark Price, 1983-86 (9)
 Games played: 9, Malcolm Mackey, 1990-93; Mark Price, 1983-86; John Salley, 1983-86; Zachery Peacock, 2007-10

Best Tournament Totals

Points: 80, James Forrest, 1993
 Scoring average: 26.7, James Forrest, 1993
 Field goals: 35, James Forrest, 1993
 Field goal attempts: 55, Dennis Scott, 1990
 Field goal percentage: .686 (35-51), James Forrest, 1993
 3-point field goals: 10, Stephon Marbury, 1996
 3-point FG attempts: 27, Dennis Scott, 1990
 3-point FG percentage: .667, Michael Maddox (8-12), 1996; Anthony Morrow (8-12), 2008
 Free throws: 20, Mark Price (20 att.), 1985
 Free throw attempts: 27, Derrick Favors (18 made), 2010
 Free throw percentage: 1.000 (20-20), Mark Price, 1985
 Rebounds: 39, Derrick Favors, 2010
 Assists: 27, Drew Barry, 1993
 Blocked shots: 12, Derrick Favors, 2010
 Steals: 11, Bruce Dalrymple, 1985



2011-12 Georgia Tech Basketball
Georgia Tech Combined Team Statistics (as of Mar 03, 2012)
All games

RECORD:	OVERALL	HOME	AWAY	NEUTRAL
ALL GAMES	11-19	7-8	3-9	1-2
CONFERENCE	4-12	3-5	1-7	0-0
NON-CONFERENCE	7-7	4-3	2-2	1-2

#	Player	gp-gs	min	avg	Total		3-Point		F-Throw		Rebounds			pf	dq	a	to	blk	stl	pts	avg	
					fg-fga	fg%	3fg-fga	3fg%	ft-fa	ft%	off	def	tot									avg
41	Rice,Glen	21-10	628	29.9	102-223	.457	30-90	.333	40-66	.606	41	100	141	6.7	50	1	48	48	18	28	274	13.0
00	Udofia,Mfon	30-29	949	31.6	97-255	.380	33-105	.314	66-100	.660	26	79	105	3.5	72	0	87	80	3	16	293	9.8
24	Holsey,Kammeon	30-30	726	24.2	119-200	.595	0-0	.000	48-89	.539	69	76	145	4.8	86	2	26	66	12	19	286	9.5
05	Miller,Daniel	30-30	895	29.8	109-217	.502	0-0	.000	31-40	.775	57	136	193	6.4	50	1	44	48	70	29	249	8.3
14	Morris,Jason	30-19	733	24.4	83-234	.355	28-91	.308	42-59	.712	22	76	98	3.3	54	1	35	55	15	14	236	7.9
23	Reed,Brandon	30-27	761	25.4	74-221	.335	33-117	.282	42-58	.724	12	88	100	3.3	31	0	37	57	1	24	223	7.4
01	Royal,Julian	29-0	462	15.9	50-112	.446	11-27	.407	21-29	.724	34	36	70	2.4	41	0	17	26	8	8	132	4.6
04	Foreman,Nick	29-3	311	10.7	16-39	.410	10-26	.385	4-7	.571	9	24	33	1.1	53	0	8	9	5	8	46	1.6
02	Jordan,Pierre	27-1	319	11.8	17-47	.362	5-18	.278	3-4	.750	1	25	26	1.0	34	0	24	20	2	10	42	1.6
33	Craig,Derek	10-1	46	4.6	5-18	.278	3-13	.231	2-2	1.000	1	4	5	0.5	4	0	4	0	0	1	15	1.5
13	Moore,McPherson	5-0	12	2.4	2-4	.500	2-3	.667	0-0	.000	0	0	0	0.0	2	0	0	1	2	0	6	1.2
42	Hicks,Nate	23-0	177	7.7	11-21	.524	0-0	.000	4-8	.500	14	34	48	2.1	21	0	3	11	11	1	26	1.1
12	x-Spain,D.J.	2-0	3	1.5	1-2	.500	0-0	.000	0-0	.000	1	0	1	0.5	0	0	1	1	0	0	2	1.0
11	Peek,Aaron	4-0	3	0.8	0-2	.000	0-1	.000	0-0	.000	0	1	1	0.3	0	0	0	0	0	0	0	0.0
Team											47	43	90				6					
Total.....		30	6025		686-1595	.430	155-491	.316	303-462	.656	334	722	1056	35.2	498	5	334	428	147	158	1830	61.0
Opponents.....		30	6025		651-1604	.406	196-555	.353	388-541	.717	293	650	943	31.4	482	11	370	336	101	200	1886	62.9

x-Inactive player

TEAM STATISTICS	GT	OPP	Date	Opponent	Score	Att.		
SCORING	1830	1886	11/11/11	FLORIDA A&M	w 92-59	2590		
Points per game	61.0	62.9	11/14/11	DELAWARE STATE	w 70-52	1079		
Scoring margin	-1.9	-	# 11/17/11	vs Saint Joseph's	L 53-66	2941		
FIELD GOALS-ATT	686-1595	651-1604	# 11/18/11	vs VCU	w 73-60	4528		
Field goal pct	.430	.406	# 11/20/11	vs LSU	L 50-59	2112		
3 POINT FG-ATT	155-491	196-555	11/23/11	SIENA	w 72-44	3047		
3-point FG pct	.316	.353	+ 11/29/11	NORTHWESTERN	L 60-76	5619		
3-pt FG made per game	5.2	6.5	12/3/11	at Tulane	L 52-57	3170		
FREE THROWS-ATT	303-462	388-541	12/7/11	at Georgia	w 68-56	7620		
Free throw pct	.656	.717	12/10/11	at Savannah State	w 65-45	3521		
F-Throws made per game	10.1	12.9	12/19/11	ALABAMA A&M	w 65-54	2467		
REBOUNDS	1056	943	12/22/11	MERCER	L 59-65	3841		
Rebounds per game	35.2	31.4	12/29/11	at Fordham	L 66-72	3200		
Rebounding margin	+3.8	-	1/3/12	ALABAMA	L 48-73	5738		
ASSISTS	334	370	* 1/7/12	DUKE	L 74-81	9277		
Assists per game	11.1	12.3	* 1/11/12	at NC State	w 82-71	14072		
TURNOVERS	428	336	* 1/15/12	at Maryland	L 50-61	11776		
Turnovers per game	14.3	11.2	* 1/19/12	VIRGINIA	L 38-70	5885		
Turnover margin	-3.1	-	* 1/21/12	at Clemson	L 62-64	9135		
Assist/turnover ratio	0.8	1.1	* 1/24/12	MIAMI	L 49-64	5009		
STEALS	158	200	* 1/28/12	at North Carolina	L 81-93	21017		
Steals per game	5.3	6.7	* 2/1/12	at Florida State	L 54-68	9756		
BLOCKS	147	101	* 2/4/12	BOSTON COLLEGE	w 51-47	5871		
Blocks per game	4.9	3.4	* 2/9/12	NC STATE	L 52-61	5439		
ATTENDANCE	73933	114803	* 2/15/12	at Wake Forest	L 50-59	7634		
Home games-Avg/Game	15-4929	12-8768	* 2/18/12	at Virginia Tech	Lot 73-74	9847		
Neutral site-Avg/Game	-	3-3194	* 2/21/12	CLEMSON	L 37-56	5412		
Score by Periods	1st	2nd	OT	Totals				
Georgia Tech	813	1009	8	1830				
Opponents	896	981	9	1886				
					* 2/25/12	MARYLAND	w 63-61	6502
					* 2/29/12	at Boston College	L 52-56	4474
					* 3/3/12	WAKE FOREST	w 69-62	6157

* = Conference game
 # = DirecTV Charleston Classic, TD Arena, Charleston, S.C.
 + = Big Ten/ACC Challenge



2011-12 Georgia Tech Basketball
Georgia Tech Combined Team Statistics (as of Mar 03, 2012)
Conference games

RECORD:	OVERALL	HOME	AWAY	NEUTRAL
ALL GAMES	4-12	3-5	1-7	0-0
CONFERENCE	4-12	3-5	1-7	0-0
NON-CONFERENCE	0-0	0-0	0-0	0-0

#	Player	gp-gs	min	avg	Total		3-Point		F-Throw		Rebounds				pf	dq	a	to	blk	stl	pts	avg
					fg-fga	fg%	3fg-fga	3fg%	ft-fa	ft%	off	def	tot	avg								
41	Rice,Glen	10-4	305	30.5	48-113	.425	17-45	.378	24-41	.585	19	47	66	6.6	28	0	19	22	6	10	137	13.7
24	Holsey,Kammeon	16-16	412	25.8	57-110	.518	0-0	.000	38-59	.644	38	44	82	5.1	46	1	14	31	7	14	152	9.5
00	Udofia,Mfon	16-16	531	33.2	53-140	.379	20-58	.345	24-39	.615	12	48	60	3.8	36	0	54	37	1	10	150	9.4
05	Miller,Daniel	16-16	482	30.1	60-115	.522	0-0	.000	12-15	.800	27	63	90	5.6	30	1	16	25	31	17	132	8.3
14	Morris,Jason	16-12	398	24.9	42-125	.336	15-51	.294	15-25	.600	12	34	46	2.9	31	0	20	34	6	6	114	7.1
23	Reed,Brandon	16-13	399	24.9	32-108	.296	17-62	.274	28-32	.875	6	40	46	2.9	19	0	20	25	1	14	109	6.8
01	Royal,Julian	16-0	297	18.6	33-72	.458	10-22	.455	6-9	.667	23	21	44	2.8	26	0	6	18	4	5	82	5.1
33	Craig,Derek	4-1	26	6.5	4-13	.308	3-9	.333	0-0	.000	1	1	2	0.5	1	0	2	0	0	1	11	2.8
02	Jordan,Pierre	16-1	186	11.6	9-25	.360	4-12	.333	1-2	.500	1	13	14	0.9	19	0	14	11	1	5	23	1.4
04	Foreman,Nick	15-1	115	7.7	6-17	.353	5-13	.385	3-4	.750	2	12	14	0.9	24	0	4	5	1	3	20	1.3
42	Hicks,Nate	10-0	68	6.8	3-8	.375	0-0	.000	1-4	.250	6	12	18	1.8	5	0	1	5	4	1	7	0.7
11	Peek,Aaron	2-0	1	0.5	0-0	.000	0-0	.000	0-0	.000	0	0	0	0.0	0	0	0	0	0	0	0	0.0
13	Moore,McPherson	2-0	5	2.5	0-0	.000	0-0	.000	0-0	.000	0	0	0	0.0	1	0	0	1	1	0	0	0.0
Team											28	16	44				2					
Total.....		16	3225		347-846	.410	91-272	.335	152-230	.661	175	351	526	32.9	266	2	170	216	63	86	937	58.6
Opponents.....		16	3225		358-828	.432	113-291	.388	219-295	.742	144	358	502	31.4	246	4	200	172	58	96	1048	65.5

x-Inactive player

TEAM STATISTICS	GT	OPP	Date	Opponent	Score	Att.
SCORING	937	1048	* 1/7/12	DUKE	L 74-81	9277
Points per game	58.6	65.5	* 1/11/12	at NC State	w 82-71	14072
Scoring margin	-6.9	-	* 1/15/12	at Maryland	L 50-61	11776
FIELD GOALS-ATT	347-846	358-828	* 1/19/12	VIRGINIA	L 38-70	5885
Field goal pct	.410	.432	* 1/21/12	at Clemson	L 62-64	9135
3 POINT FG-ATT	91-272	113-291	* 1/24/12	MIAMI	L 49-64	5009
3-point FG pct	.335	.388	* 1/28/12	at North Carolina	L 81-93	21017
3-pt FG made per game	5.7	7.1	* 2/1/12	at Florida State	L 54-68	9756
FREE THROWS-ATT	152-230	219-295	* 2/4/12	BOSTON COLLEGE	w 51-47	5871
Free throw pct	.661	.742	* 2/9/12	NC STATE	L 52-61	5439
F-Throws made per game	9.5	13.7	* 2/15/12	at Wake Forest	L 50-59	7634
REBOUNDS	526	502	* 2/18/12	at Virginia Tech	Lot 73-74	9847
Rebounds per game	32.9	31.4	* 2/21/12	CLEMSON	L 37-56	5412
Rebounding margin	+1.5	-	* 2/25/12	MARYLAND	w 63-61	6502
ASSISTS	170	200	* 2/29/12	at Boston College	L 52-56	4474
Assists per game	10.6	12.5	* 3/3/12	WAKE FOREST	w 69-62	6157
TURNOVERS	216	172				
Turnovers per game	13.5	10.8				
Turnover margin	-2.7	-				
Assist/turnover ratio	0.8	1.2				
STEALS	86	96				
Steals per game	5.4	6.0				
BLOCKS	63	58				
Blocks per game	3.9	3.6				
ATTENDANCE	49552	87711				
Home games-Avg/Game	8-6194	8-10964				
Neutral site-Avg/Game	-	0-0				

* = Conference game
= DirecTV Charleston Classic, TD Arena, Charleston, S.C.
+ = Big Ten/ACC Challenge

Score by Periods	1st	2nd	OT	Totals
Georgia Tech	404	525	8	937
Opponents	495	544	9	1048



2011-12 Georgia Tech Basketball
Georgia Tech Points-Rebounds-Assists (as of Mar 03, 2012)
All games

Opponent	Date	Score		00	01	02	04	05	11	12
				UDOFIA,MFO	ROYAL,JULI	JORDAN,PIE	FOREMAN,NI	MILLER,DAN	PEEK,AARON	SPAIN,DJ
FLORIDA A&M	11/11/11	92-59	w	15-4-6	10-6-4	2-3-1	9-2-1	12-7-0	DNP	0-0-1
DELAWARE STATE	11/14/11	70-52	w	10-4-5	1-1-0	0-3-1	5-1-1	14-15-6	DNP	DNP
vs Saint Joseph's	11/17/11	53-66	L	20-5-0	0-0-0	2-0-2	3-1-0	6-6-0	DNP	DNP
vs VCU	11/18/11	73-60	w	10-4-4	0-0-0	4-1-0	3-5-0	10-8-0	DNP	DNP
vs LSU	11/20/11	50-59	L	14-5-1	0-0-0	2-0-0	0-0-0	8-8-0	DNP	DNP
SIENA	11/23/11	72-44	w	5-1-2	6-3-0	2-1-4	0-4-0	6-5-1	0-1-0	2-1-0
NORTHWESTERN	11/29/11	60-76	L	12-2-2	DNP	0-0-1	2-0-0	10-9-4	DNP	DNP
at Tulane	12/3/11	52-57	L	9-6-2	0-0-0	DNP	2-3-0	5-4-1	DNP	DNP
at Georgia	12/7/11	68-56	w	7-3-2	0-1-0	DNP	0-0-1	10-9-1	DNP	DNP
at Savannah State	12/10/11	65-45	w	7-1-0	4-2-3	DNP	2-1-0	12-5-3	0-0-0	DNP
ALABAMA A&M	12/19/11	65-54	w	16-4-1	10-7-0	2-2-0	0-1-0	8-9-2	DNP	DNP
MERCER	12/22/11	59-65	L	6-1-1	4-1-1	0-1-0	0-0-1	7-6-3	DNP	DNP
at Fordham	12/29/11	66-72	L	4-1-6	5-2-2	3-1-1	0-1-0	9-6-4	DNP	DNP
ALABAMA	1/3/12	48-73	L	8-4-1	10-3-1	2-0-0	0-0-0	0-6-3	DNP	DNP
DUKE	1/7/12	74-81	L	19-4-4	4-6-1	2-3-3	0-0-0	6-2-0	DNP	DNP
at NC State	1/11/12	82-71	w	17-3-3	2-0-0	3-0-0	0-0-0	10-4-1	DNP	DNP
at Maryland	1/15/12	50-61	L	4-2-3	3-3-0	0-0-0	0-1-0	8-3-2	DNP	DNP
VIRGINIA	1/19/12	38-70	L	9-5-1	2-3-0	0-0-0	0-2-0	2-3-1	DNP	DNP
at Clemson	1/21/12	62-64	L	10-5-1	9-2-0	3-3-1	0-0-0	6-6-0	DNP	DNP
MIAMI	1/24/12	49-64	L	14-3-0	11-5-0	0-0-0	DNP	4-4-1	DNP	DNP
at North Carolina	1/28/12	81-93	L	16-2-2	9-6-0	7-0-4	1-0-1	5-5-0	DNP	DNP
at Florida State	2/1/12	54-68	L	9-8-2	8-1-0	0-3-1	0-1-1	10-9-1	DNP	DNP
BOSTON COLLEGE	2/4/12	51-47	w	0-3-6	5-2-1	4-2-0	2-1-0	10-5-1	DNP	DNP
NC STATE	2/9/12	52-61	L	0-7-5	2-0-0	0-0-0	0-0-0	10-11-2	DNP	DNP
at Wake Forest	2/15/12	50-59	L	8-5-3	0-4-0	0-1-1	0-0-0	11-7-2	DNP	DNP
at Virginia Tech	2/18/12	73-74	L	15-2-2	5-2-1	4-0-0	0-3-1	11-9-2	DNP	DNP
CLEMSON	2/21/12	37-56	L	0-1-3	9-4-0	0-1-2	0-1-0	5-7-0	0-0-0	DNP
MARYLAND	2/25/12	63-61	w	7-5-9	5-3-1	0-0-2	8-3-0	10-3-2	DNP	DNP
at Boston College	2/29/12	52-56	L	7-4-5	5-0-0	0-0-0	6-2-0	13-7-0	DNP	DNP
WAKE FOREST	3/3/12	69-62	w	15-1-5	3-3-2	0-1-0	3-0-1	11-5-1	0-0-0	DNP

Opponent	Date	Score		13	14	23	24	33	41	42
				MOORE,MCPH	MORRIS,JAS	REED,BRAND	HOLSEY,KAM	CRAIG,DERE	RICE,GLEN	HICKS,NATE
FLORIDA A&M	11/11/11	92-59	w	6-0-0	9-5-0	16-4-1	6-7-1	2-1-1	DNP	5-7-0
DELAWARE STATE	11/14/11	70-52	w	DNP	11-6-1	8-3-1	21-4-0	DNP	DNP	0-0-0
vs Saint Joseph's	11/17/11	53-66	L	DNP	5-5-0	2-1-1	13-8-1	DNP	DNP	2-1-0
vs VCU	11/18/11	73-60	w	DNP	4-3-2	13-6-1	10-3-1	DNP	19-8-4	0-3-0
vs LSU	11/20/11	50-59	L	DNP	0-5-1	5-6-2	10-5-1	DNP	11-7-3	0-2-1
SIENA	11/23/11	72-44	w	0-0-0	5-6-3	5-3-0	14-4-2	2-1-0	23-6-1	2-4-0
NORTHWESTERN	11/29/11	60-76	L	DNP	21-3-1	2-7-4	3-4-0	0-0-0	10-4-3	0-0-0
at Tulane	12/3/11	52-57	L	DNP	12-3-1	7-5-1	6-1-0	0-0-0	11-11-5	0-2-0
at Georgia	12/7/11	68-56	w	DNP	15-2-1	12-3-2	12-2-1	DNP	12-4-3	0-1-0
at Savannah State	12/10/11	65-45	w	0-0-0	6-2-1	16-5-0	8-8-2	0-1-0	6-6-1	4-3-0
ALABAMA A&M	12/19/11	65-54	w	DNP	6-6-2	2-3-0	0-5-0	DNP	21-10-2	DNP
MERCER	12/22/11	59-65	L	DNP	10-1-0	2-5-1	9-3-1	DNP	19-11-3	2-2-0
at Fordham	12/29/11	66-72	L	DNP	17-3-0	16-3-0	8-4-2	0-0-1	0-4-3	4-1-0
ALABAMA	1/3/12	48-73	L	DNP	1-2-2	8-0-3	14-5-0	DNP	5-4-1	0-4-1
DUKE	1/7/12	74-81	L	DNP	11-4-3	0-1-0	4-5-0	DNP	28-8-1	0-2-0
at NC State	1/11/12	82-71	w	DNP	10-3-0	12-3-1	6-8-1	DNP	22-5-2	0-2-1
at Maryland	1/15/12	50-61	L	DNP	8-4-0	6-2-3	11-5-0	DNP	6-4-2	4-7-0
VIRGINIA	1/19/12	38-70	L	DNP	6-0-0	0-1-0	12-2-1	0-0-0	7-4-1	0-2-0
at Clemson	1/21/12	62-64	L	DNP	6-2-1	5-3-1	4-4-1	DNP	19-8-3	0-0-0
MIAMI	1/24/12	49-64	L	DNP	0-3-1	2-2-0	4-4-1	DNP	13-9-5	1-3-0
at North Carolina	1/28/12	81-93	L	DNP	15-2-0	8-3-1	8-4-1	6-0-0	4-4-0	2-1-0
at Florida State	2/1/12	54-68	L	DNP	6-3-3	18-1-2	3-1-0	DNP	DNP	0-0-0
BOSTON COLLEGE	2/4/12	51-47	w	DNP	0-1-0	9-3-1	10-2-1	DNP	11-8-2	0-0-0
NC STATE	2/9/12	52-61	L	DNP	2-3-2	6-2-1	17-8-1	DNP	15-7-2	DNP
at Wake Forest	2/15/12	50-59	L	DNP	2-1-0	11-3-3	6-2-2	DNP	12-9-1	DNP
at Virginia Tech	2/18/12	73-74	L	DNP	10-5-4	10-4-2	18-5-2	DNP	DNP	DNP
CLEMSON	2/21/12	37-56	L	0-0-0	0-2-0	11-3-0	12-8-0	0-2-0	DNP	DNP
MARYLAND	2/25/12	63-61	w	DNP	9-1-0	8-5-1	16-10-1	DNP	DNP	DNP
at Boston College	2/29/12	52-56	L	DNP	7-7-3	2-5-2	12-7-0	DNP	DNP	DNP
WAKE FOREST	3/3/12	69-62	w	0-0-0	22-5-3	1-5-2	9-7-2	5-0-2	DNP	0-1-0



2011-12 Georgia Tech Basketball
 Georgia Tech Team Game-by-Game Comparison (as of Mar 03, 2012)
All games

Opponent	1st	2nd	Score	Mar	Total FG	FG Pct	3-Pointers	3FG Pct	Free Throws	FT Pct	Rebounds	Assist	T/Over	Block	Steal	Fouls
FLORIDA A&M	43/29	49/30	92-59	+33	28-52/20-53	.538/.377	10-23/5-18	.435/.278	26-36/14-24	.722/.583	46/21 +25	16/11	17/16	6/1	9/9	22/27
DELAWARE STATE	30/23	40/29	70-52	+18	29-55/22-53	.527/.415	5-14/5-20	.357/.250	7-13/3-5	.538/.600	40/21 +19	15/11	14/9	4/4	1/6	10/15
Saint Joseph's	28/23	25/43	53-66	(13)	21-57/20-51	.368/.392	1-12/9-17	.083/.529	10-12/17-17	.833/1000	32/36 (4)	4/13	10/10	5/7	2/4	11/13
VCU	23/31	50/29	73-60	+13	30-59/18-56	.508/.321	5-17/9-25	.294/.360	8-13/15-18	.615/.833	45/28 +17	12/14	16/12	6/1	7/9	18/17
LSU	24/28	26/31	50-59	(9)	20-50/21-64	.400/.328	5-16/8-18	.313/.444	5-6/9-10	.833/.900	40/34 +6	9/10	23/10	8/2	2/9	16/11
SIENA	37/18	35/26	72-44	+28	31-62/18-60	.500/.300	4-16/3-15	.250/.200	6-8/5-11	.750/.455	45/30 +15	13/11	11/10	9/0	5/6	15/10
NORTHWESTERN	39/44	21/32	60-76	(16)	23-54/31-56	.426/.554	2-11/5-14	.182/.357	12-19/9-14	.632/.643	30/32 (2)	15/15	17/13	2/4	7/11	13/19
Tulane	26/33	26/24	52-57	(5)	21-60/16-52	.350/.308	5-17/8-16	.294/.500	5-9/17-21	.556/.810	41/39 +2	10/11	13/12	12/6	6/4	18/11
Georgia	25/29	43/27	68-56	+12	25-48/17-49	.521/.347	3-12/6-23	.250/.261	15-23/16-21	.652/.762	34/30 +4	11/7	11/12	5/3	5/7	15/23
Savannah State	26/19	39/26	65-45	+20	25-47/17-60	.532/.283	2-11/4-20	.182/.200	13-20/7-18	.650/.389	37/37 -	10/11	9/12	8/3	7/4	19/16
ALABAMA A&M	25/21	40/33	65-54	+11	18-44/20-57	.409/.351	4-15/5-25	.267/.200	25-34/9-16	.735/.563	47/25 +22	7/9	22/13	8/1	4/7	16/30
MERCER	30/31	29/34	59-65	(6)	23-53/22-53	.434/.415	4-16/7-22	.250/.318	9-13/14-21	.692/.667	34/30 +4	11/16	16/11	3/3	6/7	20/14
Fordham	31/32	35/40	66-72	(6)	25-59/22-58	.424/.379	10-25/6-19	.400/.316	6-14/22-34	.429/.647	30/45 (15)	19/14	11/11	5/3	7/7	25/14
ALABAMA	22/40	26/33	48-73	(25)	20-49/29-54	.408/.537	4-14/3-12	.286/.250	4-12/12-16	.333/.750	29/33 (4)	12/17	22/13	3/5	4/14	14/16
DUKE	35/40	39/41	74-81	(7)	28-57/23-50	.491/.460	6-13/6-22	.462/.273	12-19/29-36	.632/.806	38/26 +12	12/13	13/9	2/3	6/8	24/22
NC State	40/29	42/42	82-71	+11	25-49/24-56	.510/.429	9-15/5-19	.600/.263	23-31/18-27	.742/.667	34/29 +5	9/12	14/12	5/6	5/4	20/23
Maryland	19/24	31/37	50-61	(11)	19-56/18-54	.339/.333	3-17/6-14	.176/.429	9-11/19-23	.818/.826	36/38 (2)	10/9	16/14	9/5	7/5	21/11
VIRGINIA	17/35	21/35	38-70	(32)	14-48/28-58	.292/.483	1-15/5-16	.067/.313	9-19/9-13	.474/.692	22/45 (23)	4/14	6/8	4/5	5/3	17/16
Clemson	19/34	43/30	62-64	(2)	21-48/22-47	.438/.468	9-18/8-17	.500/.471	11-21/12-20	.524/.600	37/26 +11	8/10	22/14	1/3	5/9	19/19
MIAMI	22/35	27/29	49-64	(15)	20-56/26-54	.357/.481	4-15/9-17	.267/.529	5-11/3-3	.455/1000	36/32 +4	8/15	8/7	3/3	4/3	7/16
North Carolina	32/52	49/41	81-93	(12)	31-68/33-61	.456/.541	9-20/10-16	.450/.625	10-11/17-25	.909/.680	31/35 (4)	9/22	15/10	5/8	8/10	17/12
Florida State	25/24	29/44	54-68	(14)	18-42/24-49	.429/.490	8-18/8-17	.444/.471	10-14/12-20	.714/.600	27/28 (1)	10/15	24/15	4/2	8/14	20/17
BOSTON COLLEGE	20/19	31/28	51-47	+4	20-49/17-49	.408/.347	3-15/8-27	.200/.296	8-10/5-6	.800/.833	29/30 (1)	12/10	9/14	2/3	7/5	13/15
NC STATE	24/26	28/35	52-61	(9)	19-59/20-49	.322/.408	1-17/6-17	.059/.353	13-16/15-22	.813/.682	42/31 +11	13/12	16/10	3/2	6/6	18/13
Wake Forest	17/24	33/35	50-59	(9)	19-51/18-55	.373/.327	7-18/4-20	.389/.200	5-10/19-20	.500/.950	32/42 (10)	12/10	14/11	8/5	4/6	17/9
Virginia Tech	31/28	34/37	73-74	(1)	28-48/24-52	.583/.462	7-13/11-20	.538/.550	10-11/15-19	.909/.789	32/18 +14	14/14	14/5	1/2	2/7	14/12
CLEMSON	18/27	19/29	37-56	(19)	15-48/23-51	.313/.451	3-17/3-13	.176/.231	4-11/7-9	.364/.778	33/31 +2	5/11	18/13	5/1	5/8	14/15
MARYLAND	31/37	32/24	63-61	+2	22-49/19-55	.449/.345	6-17/7-14	.353/.500	13-16/16-22	.813/.727	33/35 (2)	16/7	13/10	7/4	5/3	16/20
Boston College	22/33	30/23	52-56	(4)	23-61/19-45	.377/.422	4-18/10-24	.222/.417	2-4/8-12	.500/.667	34/29 +5	10/13	8/10	2/2	4/4	14/10
WAKE FOREST	32/28	37/34	69-62	+7	25-57/20-43	.439/.465	11-26/7-18	.423/.389	8-15/15-18	.533/.833	30/27 +3	18/13	6/10	2/4	5/1	15/16

Note: Game totals are displayed in the format TEAM/OPPONENT for each category



2011-12 Georgia Tech Basketball
Georgia Tech Combined Team Statistics (as of Mar 03, 2012)
At Philips Arena

RECORD:	OVERALL	HOME	AWAY	NEUTRAL
ALL GAMES	3-7	3-7	0-0	0-0
CONFERENCE	3-5	3-5	0-0	0-0
NON-CONFERENCE	0-2	0-2	0-0	0-0

#	Player	gp-gs	min	avg	Total		3-Point		F-Throw		Rebounds				pf	dq	a	to	blk	stl	pts	avg
					fg-fga	fg%	3fg-fga	3fg%	ft-fa	ft%	off	def	tot	avg								
41	Rice,Glen	7-2	209	29.9	34-89	.382	10-31	.323	11-21	.524	17	27	44	6.3	13	0	15	10	1	9	89	12.7
24	Holsey,Kammeon	10-10	249	24.9	40-71	.563	0-0	.000	21-39	.538	25	30	55	5.5	29	1	7	21	3	7	101	10.1
00	Udofia,Mfon	10-10	320	32.0	30-81	.370	8-33	.242	16-31	.516	8	27	35	3.5	21	0	36	22	0	6	84	8.4
14	Morris,Jason	10-7	253	25.3	24-74	.324	9-27	.333	15-21	.714	9	15	24	2.4	11	0	12	17	1	3	72	7.2
05	Miller,Daniel	10-10	279	27.9	31-58	.534	0-0	.000	6-10	.600	16	39	55	5.5	19	1	15	19	17	11	68	6.8
01	Royal,Julian	9-0	174	19.3	21-48	.438	3-13	.231	6-8	.750	16	13	29	3.2	15	0	6	12	2	2	51	5.7
23	Reed,Brandon	10-8	228	22.8	15-61	.246	7-34	.206	10-12	.833	7	22	29	2.9	6	0	12	11	1	8	47	4.7
04	Foreman,Nick	9-2	87	9.7	5-12	.417	3-9	.333	2-2	1.000	0	7	7	0.8	16	0	1	3	1	3	15	1.7
33	Craig,Derek	4-1	26	6.5	2-10	.200	1-6	.167	0-0	.000	1	1	2	0.5	1	0	2	0	0	1	5	1.3
02	Jordan,Pierre	10-0	116	11.6	4-17	.235	0-7	.000	0-0	.000	1	6	7	0.7	11	0	8	6	2	4	8	0.8
42	Hicks,Nate	7-0	53	7.6	0-5	.000	0-0	.000	1-4	.250	3	9	12	1.7	8	0	1	3	4	0	1	0.1
11	Peek,Aaron	2-0	1	0.5	0-0	.000	0-0	.000	0-0	.000	0	0	0	0.0	0	0	0	0	0	0	0	0.0
13	Moore,McPherson	2-0	5	2.5	0-0	.000	0-0	.000	0-0	.000	0	0	0	0.0	1	0	0	1	1	0	0	0.0
Team											14	9	23				3					
Total.....		10	2000		206-526	.392	41-160	.256	88-148	.595	117	205	322	32.2	151	2	115	128	33	54	541	54.1
Opponents.....		10	2000		236-519	.455	59-170	.347	120-159	.755	90	232	322	32.2	168	3	127	107	34	62	651	65.1

x-Inactive player

TEAM STATISTICS	GT	OPP	Date	Opponent	Score	Att.
SCORING	541	651	+ 11/29/11	NORTHWESTERN	L 60-76	5619
Points per game	54.1	65.1	1/3/12	ALABAMA	L 48-73	5738
Scoring margin	-11.0	-	* 1/7/12	DUKE	L 74-81	9277
FIELD GOALS-ATT	206-526	236-519	* 1/19/12	VIRGINIA	L 38-70	5885
Field goal pct	.392	.455	* 1/24/12	MIAMI	L 49-64	5009
3 POINT FG-ATT	41-160	59-170	* 2/4/12	BOSTON COLLEGE	w 51-47	5871
3-point FG pct	.256	.347	* 2/9/12	NC STATE	L 52-61	5439
3-pt FG made per game	4.1	5.9	* 2/21/12	CLEMSON	L 37-56	5412
FREE THROWS-ATT	88-148	120-159	* 2/25/12	MARYLAND	w 63-61	6502
Free throw pct	.595	.755	* 3/3/12	WAKE FOREST	w 69-62	6157
F-Throws made per game	8.8	12.0				
REBOUNDS	322	322				
Rebounds per game	32.2	32.2				
Rebounding margin	+0.0	-				
ASSISTS	115	127				
Assists per game	11.5	12.7				
TURNOVERS	128	107				
Turnovers per game	12.8	10.7				
Turnover margin	-2.1	-				
Assist/turnover ratio	0.9	1.2				
STEALS	54	62				
Steals per game	5.4	6.2				
BLOCKS	33	34				
Blocks per game	3.3	3.4				
ATTENDANCE	60909	0				
Home games-Avg/Game	10-6091	0-0				
Neutral site-Avg/Game	-	0-0				

* = Conference game
 # = DirecTV Charleston Classic, TD Arena, Charleston, S.C.
 + = Big Ten/ACC Challenge

Score by Periods	1st	2nd	Totals
Georgia Tech	260	281	541
Opponents	331	320	651



2011-12 Georgia Tech Basketball
Georgia Tech Individual Game-by-Game (as of Mar 03, 2012)
All games

#00 Udofia,Mfon

Opponent	Date	gs	min	Total		3-Pointers		Free throws		Rebounds				pf	a	t/o	blk	stl	pts	avg	
				fg-fga	pct	3fg-fga	pct	ft-fa	pct	off	def	tot	avg								
FLORIDA A&M	11/11/11	*	26	3-6	.500	2-3	.667	7-10	.700	2	2	4	4.0	2	6	1	0	1	15	15.0	
DELAWARE STATE	11/14/11	*	35	4-9	.444	1-4	.250	1-1	1.000	1	3	4	4.0	2	5	4	0	0	10	12.5	
vs Saint Joseph's	11/17/11	*	34	8-16	.500	0-4	.000	4-4	1.000	2	3	5	4.3	0	0	3	0	0	20	15.0	
vs VCU	11/18/11	*	35	3-9	.333	1-3	.333	3-5	.600	1	3	4	4.3	4	4	2	0	0	10	13.8	
vs LSU	11/20/11	*	34	4-10	.400	3-5	.600	3-4	.750	0	5	5	4.4	3	1	3	0	0	14	13.8	
SIENA	11/23/11	*	20	2-7	.286	1-3	.333	0-0	.000	1	0	1	3.8	1	2	3	1	1	5	12.3	
NORTHWESTERN	11/29/11	*	36	5-11	.455	0-3	.000	2-6	.333	2	0	2	3.6	2	2	4	0	0	12	12.3	
at Tulane	12/3/11	*	27	4-9	.444	1-2	.500	0-0	.000	1	5	6	3.9	2	2	2	0	1	9	11.9	
at Georgia	12/7/11	*	23	2-7	.286	0-2	.000	3-4	.750	1	2	3	3.8	4	2	1	0	0	7	11.3	
at Savannah State	12/10/11	*	32	1-4	.250	0-3	.000	5-6	.833	1	0	1	3.5	4	0	4	0	1	7	10.9	
ALABAMA A&M	12/19/11	*	25	2-4	.500	1-3	.333	11-14	.786	0	4	4	3.5	3	1	7	0	0	16	11.4	
MERCER	12/22/11	*	30	2-6	.333	1-4	.250	1-2	.500	1	0	1	3.3	3	1	2	0	0	6	10.9	
at Fordham	12/29/11	*	33	1-10	.100	1-6	.167	1-2	.500	0	1	1	3.2	4	6	3	1	1	4	10.4	
ALABAMA	1/3/12	*	28	3-7	.429	1-2	.500	1-3	.333	1	3	4	3.2	2	1	4	0	1	8	10.2	
DUKE	1/7/12	*	33	6-9	.667	2-3	.667	5-8	.625	1	3	4	3.3	2	4	3	0	1	19	10.8	
at NC State	1/11/12	*	37	5-8	.625	3-4	.750	4-6	.667	0	3	3	3.3	3	3	1	0	1	17	11.2	
at Maryland	1/15/12	*	30	2-8	.250	0-3	.000	0-0	.000	0	2	2	3.2	4	3	1	0	1	4	10.8	
VIRGINIA	1/19/12	*	30	3-7	.429	1-3	.333	2-6	.333	0	5	5	3.3	2	1	0	0	1	9	10.7	
at Clemson	1/21/12	*	31	3-9	.333	2-5	.400	2-4	.500	2	3	5	3.4	2	1	4	0	0	10	10.6	
MIAMI	1/24/12	*	31	6-12	.500	1-5	.200	1-1	1.000	0	3	3	3.4	1	0	1	0	0	14	10.8	
at North Carolina	1/28/12	*	27	6-14	.429	1-4	.250	3-3	1.000	2	0	2	3.3	1	2	4	1	0	16	11.0	
at Florida State	2/1/12	*	36	3-10	.300	1-3	.333	2-4	.500	2	6	8	3.5	1	2	5	0	2	9	11.0	
BOSTON COLLEGE	2/4/12	*	36	0-7	.000	0-3	.000	0-0	.000	0	3	3	3.5	1	6	0	0	1	0	10.5	
NC STATE	2/9/12	*	31	0-9	.000	0-5	.000	0-0	.000	3	4	7	3.6	2	5	2	0	0	0	10.0	
at Wake Forest	2/15/12	*	34	3-8	.375	2-4	.500	0-0	.000	0	5	5	3.7	3	3	2	0	1	8	10.0	
at Virginia Tech	2/18/12	*	42	6-8	.750	3-3	1.000	0-0	.000	0	2	2	3.6	2	2	3	0	0	15	10.2	
CLEMSON	2/21/12	*	25	0-4	.000	0-1	.000	0-0	.000	0	1	1	3.5	4	3	4	0	1	0	9.8	
MARYLAND	2/25/12	*	35	3-8	.375	0-3	.000	1-1	1.000	1	4	5	3.6	4	9	3	0	0	7	9.7	
at Boston College	2/29/12	*	38	3-12	.250	1-4	.250	0-0	.000	1	3	4	3.6	3	5	3	0	0	7	9.6	
WAKE FOREST	3/3/12	*	35	4-7	.571	3-5	.600	4-6	.667	0	1	1	3.5	1	5	1	0	1	15	9.8	
Totals			29	949	97-255	.380	33-105	.314	66-100	.660	26	79	105	3.5	72	87	80	3	16	293	9.8

Games played: 30
 Minutes/game: 31.6
 Points/game: 9.8
 FG Pct: 38.0
 3FG Pct: 31.4
 FT Pct: 66.0

Rebounds/game: 3.5
 Assists/game: 2.9
 Turnovers/game: 2.7
 Assist/turnover ratio: 1.1
 Steals/game: 0.5
 Blocks/game: 0.1



2011-12 Georgia Tech Basketball
Georgia Tech Individual Game-by-Game (as of Mar 03, 2012)
All games

#01 Royal, Julian

Opponent	Date	gs	min	Total		3-Pointers		Free throws		Rebounds				pf	a	t/o	blk	stl	pts	avg
				fg-fga	pct	3fg-fga	pct	ft-fa	pct	off	def	tot	avg							
FLORIDA A&M	11/11/11		21	1-3	.333	1-1	1.000	7-8	.875	2	4	6	6.0	1	4	1	1	1	10	10.0
DELAWARE STATE	11/14/11		11	0-1	.000	0-0	.000	1-2	.500	1	0	1	3.5	0	0	1	1	0	1	5.5
vs Saint Joseph's	11/17/11		9	0-2	.000	0-0	.000	0-0	.000	0	0	0	2.3	0	0	0	0	0	0	3.7
vs VCU	11/18/11		2	0-1	.000	0-1	.000	0-0	.000	0	0	0	1.8	0	0	0	1	0	0	2.8
vs LSU	11/20/11		4	0-0	.000	0-0	.000	0-0	.000	0	0	0	1.4	0	0	1	0	0	0	2.2
SIENA	11/23/11		14	2-4	.500	0-0	.000	2-2	1.000	0	3	3	1.7	4	0	1	1	0	6	2.8
at Tulane	12/3/11		2	0-2	.000	0-0	.000	0-0	.000	0	0	0	1.4	1	0	0	0	0	0	2.4
at Georgia	12/7/11		9	0-1	.000	0-1	.000	0-0	.000	0	1	1	1.4	1	0	0	0	0	0	2.1
at Savannah State	12/10/11		21	1-5	.200	0-1	.000	2-4	.500	0	2	2	1.4	4	3	1	0	2	4	2.3
ALABAMA A&M	12/19/11		22	5-8	.625	0-0	.000	0-0	.000	5	2	7	2.0	1	0	1	0	0	10	3.1
MERCER	12/22/11		14	2-4	.500	0-0	.000	0-0	.000	1	0	1	1.9	1	1	0	0	0	4	3.2
at Fordham	12/29/11		18	2-3	.667	0-0	.000	1-2	.500	1	1	2	1.9	2	2	1	0	0	5	3.3
ALABAMA	1/3/12		18	4-6	.667	0-1	.000	2-2	1.000	1	2	3	2.0	0	1	1	0	0	10	3.8
DUKE	1/7/12		25	2-5	.400	0-0	.000	0-0	.000	3	3	6	2.3	3	1	3	0	0	4	3.9
at NC State	1/11/12		11	1-1	1.000	0-0	.000	0-0	.000	0	0	0	2.1	0	0	1	1	0	2	3.7
at Maryland	1/15/12		10	1-2	.500	1-1	1.000	0-0	.000	0	3	3	2.2	1	0	0	0	0	3	3.7
VIRGINIA	1/19/12		25	1-3	.333	0-1	.000	0-0	.000	3	0	3	2.2	2	0	1	1	1	2	3.6
at Clemson	1/21/12		21	3-5	.600	1-1	1.000	2-2	1.000	2	0	2	2.2	1	0	0	0	1	9	3.9
MIAMI	1/24/12		29	5-7	.714	1-1	1.000	0-0	.000	2	3	5	2.4	1	0	3	0	1	11	4.3
at North Carolina	1/28/12		24	4-9	.444	1-2	.500	0-0	.000	4	2	6	2.6	2	0	2	1	1	9	4.5
at Florida State	2/1/12		25	3-4	.750	2-3	.667	0-0	.000	0	1	1	2.5	2	0	1	0	1	8	4.7
BOSTON COLLEGE	2/4/12		20	2-8	.250	0-2	.000	1-2	.500	1	1	2	2.5	1	1	1	0	0	5	4.7
NC STATE	2/9/12		10	1-2	.500	0-0	.000	0-0	.000	0	0	0	2.3	1	0	2	0	0	2	4.6
at Wake Forest	2/15/12		18	0-2	.000	0-0	.000	0-1	.000	2	2	4	2.4	3	0	2	0	0	0	4.4
at Virginia Tech	2/18/12		15	2-3	.667	1-1	1.000	0-0	.000	0	2	2	2.4	2	1	0	0	0	5	4.4
CLEMSON	2/21/12		20	4-8	.500	0-3	.000	1-2	.500	4	0	4	2.5	4	0	1	0	0	9	4.6
MARYLAND	2/25/12		13	1-5	.200	1-3	.333	2-2	1.000	1	2	3	2.5	3	1	0	0	0	5	4.6
at Boston College	2/29/12		17	2-4	.500	1-2	.500	0-0	.000	0	0	0	2.4	0	0	1	0	0	5	4.6
WAKE FOREST	3/3/12		14	1-4	.250	1-2	.500	0-0	.000	1	2	3	2.4	0	2	0	1	0	3	4.6
Totals		0	462	50-112	.446	11-27	.407	21-29	.724	34	36	70	2.4	41	17	26	8	8	132	4.6

Games played: 29
 Minutes/game: 15.9
 Points/game: 4.6
 FG Pct: 44.6
 3FG Pct: 40.7
 FT Pct: 72.4

Rebounds/game: 2.4
 Assists/game: 0.6
 Turnovers/game: 0.9
 Assist/turnover ratio: 0.7
 Steals/game: 0.3
 Blocks/game: 0.3



2011-12 Georgia Tech Basketball
Georgia Tech Individual Game-by-Game (as of Mar 03, 2012)
All games

#02 Jordan,Pierre

Opponent	Date	gs	min	Total		3-Pointers		Free throws		Rebounds				pf	a	t/o	blk	stl	pts	avg
				fg-fga	pct	3fg-fga	pct	ft-fa	pct	off	def	tot	avg							
FLORIDA A&M	11/11/11		21	1-4	.250	0-2	.000	0-0	.000	0	3	3	3.0	4	1	1	0	1	2	2.0
DELAWARE STATE	11/14/11		9	0-0	.000	0-0	.000	0-0	.000	0	3	3	3.0	2	1	1	0	0	0	1.0
vs Saint Joseph's	11/17/11		17	1-3	.333	0-1	.000	0-0	.000	0	0	0	2.0	1	2	1	0	0	2	1.3
vs VCU	11/18/11		5	2-2	1.000	0-0	.000	0-0	.000	0	1	1	1.8	2	0	2	0	0	4	2.0
vs LSU	11/20/11		8	1-2	.500	0-0	.000	0-0	.000	0	0	0	1.4	0	0	1	0	0	2	2.0
SIENA	11/23/11		18	1-3	.333	0-0	.000	0-0	.000	0	1	1	1.3	0	4	0	0	0	2	2.0
NORTHWESTERN	11/29/11		10	0-2	.000	0-0	.000	0-0	.000	0	0	0	1.1	0	1	2	0	2	0	1.7
ALABAMA A&M	12/19/11		15	0-3	.000	0-2	.000	2-2	1.000	0	2	2	1.3	1	0	1	0	0	2	1.8
MERCER	12/22/11		5	0-0	.000	0-0	.000	0-0	.000	0	1	1	1.2	0	0	0	0	0	0	1.6
at Fordham	12/29/11		13	1-2	.500	1-1	1.000	0-0	.000	0	1	1	1.2	4	1	0	0	2	3	1.7
ALABAMA	1/3/12		12	1-1	1.000	0-0	.000	0-0	.000	0	0	0	1.1	1	0	0	1	0	2	1.7
DUKE	1/7/12		14	1-2	.500	0-1	.000	0-0	.000	0	3	3	1.3	3	3	1	0	0	2	1.8
at NC State	1/11/12		6	1-1	1.000	1-1	1.000	0-0	.000	0	0	0	1.2	3	0	0	0	0	3	1.8
at Maryland	1/15/12		11	0-2	.000	0-1	.000	0-0	.000	0	0	0	1.1	1	0	2	0	0	0	1.7
VIRGINIA	1/19/12		12	0-2	.000	0-1	.000	0-0	.000	0	0	0	1.0	2	0	1	0	0	0	1.6
at Clemson	1/21/12	*	15	1-1	1.000	1-1	1.000	0-0	.000	0	3	3	1.1	1	1	2	0	1	3	1.7
MIAMI	1/24/12		11	0-1	.000	0-1	.000	0-0	.000	0	0	0	1.1	0	0	0	0	0	0	1.6
at North Carolina	1/28/12		18	3-3	1.000	1-1	1.000	0-0	.000	0	0	0	1.0	0	4	1	0	2	7	1.9
at Florida State	2/1/12		11	0-1	.000	0-0	.000	0-0	.000	0	3	3	1.1	2	1	2	0	0	0	1.8
BOSTON COLLEGE	2/4/12		14	2-4	.500	0-1	.000	0-0	.000	0	2	2	1.2	0	0	0	0	1	4	1.9
NC STATE	2/9/12		11	0-0	.000	0-0	.000	0-0	.000	0	0	0	1.1	1	0	1	0	0	0	1.8
at Wake Forest	2/15/12		10	0-1	.000	0-0	.000	0-0	.000	0	1	1	1.1	1	1	0	0	0	0	1.7
at Virginia Tech	2/18/12		9	1-1	1.000	1-1	1.000	1-2	.500	0	0	0	1.0	1	0	0	0	0	4	1.8
CLEMSON	2/21/12		16	0-4	.000	0-2	.000	0-0	.000	1	0	1	1.0	0	2	1	1	0	0	1.8
MARYLAND	2/25/12		5	0-0	.000	0-0	.000	0-0	.000	0	0	0	1.0	2	2	0	0	0	0	1.7
at Boston College	2/29/12		12	0-1	.000	0-0	.000	0-0	.000	0	0	0	1.0	0	0	0	0	0	0	1.6
WAKE FOREST	3/3/12		11	0-1	.000	0-1	.000	0-0	.000	0	1	1	1.0	2	0	0	0	1	0	1.6
Totals		1	319	17-47	.362	5-18	.278	3-4	.750	1	25	26	1.0	34	24	20	2	10	42	1.6

Games played: 27
 Minutes/game: 11.8
 Points/game: 1.6
 FG Pct: 36.2
 3FG Pct: 27.8
 FT Pct: 75.0

Rebounds/game: 1.0
 Assists/game: 0.9
 Turnovers/game: 0.7
 Assist/turnover ratio: 1.2
 Steals/game: 0.4
 Blocks/game: 0.1



2011-12 Georgia Tech Basketball
Georgia Tech Individual Game-by-Game (as of Mar 03, 2012)
All games

#04 Foreman,Nick

Opponent	Date	gs	min	Total		3-Pointers		Free throws		Rebounds				pf	a	t/o	blk	stl	pts	avg
				fg-fga	pct	3fg-fga	pct	ft-fa	pct	off	def	tot	avg							
FLORIDA A&M	11/11/11		14	3-4	.750	2-3	.667	1-2	.500	1	1	2	2.0	1	1	0	1	2	9	9.0
DELAWARE STATE	11/14/11		20	2-5	.400	1-4	.250	0-1	.000	1	0	1	1.5	3	1	0	1	0	5	7.0
vs Saint Joseph's	11/17/11		16	1-1	1.000	1-1	1.000	0-0	.000	0	1	1	1.3	2	0	0	0	0	3	5.7
vs VCU	11/18/11		20	1-3	.333	1-2	.500	0-0	.000	1	4	5	2.3	3	0	1	1	0	3	5.0
vs LSU	11/20/11		15	0-0	.000	0-0	.000	0-0	.000	0	0	0	1.8	3	0	1	0	0	0	4.0
SIENA	11/23/11	*	13	0-2	.000	0-1	.000	0-0	.000	2	2	4	2.2	3	0	0	0	0	0	3.3
NORTHWESTERN	11/29/11	*	12	1-1	1.000	0-0	.000	0-0	.000	0	0	0	1.9	4	0	0	0	0	2	3.1
at Tulane	12/3/11		19	1-1	1.000	0-0	.000	0-0	.000	2	1	3	2.0	3	0	0	1	1	2	3.0
at Georgia	12/7/11		6	0-0	.000	0-0	.000	0-0	.000	0	0	0	1.8	1	1	0	0	0	0	2.7
at Savannah State	12/10/11		8	1-1	1.000	0-0	.000	0-0	.000	0	1	1	1.7	0	0	0	0	1	2	2.6
ALABAMA A&M	12/19/11		17	0-2	.000	0-1	.000	0-0	.000	0	1	1	1.6	3	0	1	0	0	0	2.4
MERCER	12/22/11		17	0-0	.000	0-0	.000	0-0	.000	0	0	0	1.5	2	1	1	0	0	0	2.2
at Fordham	12/29/11		11	0-2	.000	0-1	.000	0-0	.000	0	1	1	1.5	1	0	0	0	0	0	2.0
ALABAMA	1/3/12		8	0-0	.000	0-0	.000	0-0	.000	0	0	0	1.4	0	0	0	0	1	0	1.9
DUKE	1/7/12		0	0-0	.000	0-0	.000	0-0	.000	0	0	0	1.3	0	0	0	0	0	0	1.7
at NC State	1/11/12		2	0-0	.000	0-0	.000	0-0	.000	0	0	0	1.2	1	0	0	0	0	0	1.6
at Maryland	1/15/12		5	0-1	.000	0-0	.000	0-0	.000	1	0	1	1.2	1	0	0	0	1	0	1.5
VIRGINIA	1/19/12		6	0-0	.000	0-0	.000	0-0	.000	0	2	2	1.2	3	0	0	0	0	0	1.4
at Clemson	1/21/12		0	0-0	.000	0-0	.000	0-0	.000	0	0	0	1.2	0	0	0	0	0	0	1.4
at North Carolina	1/28/12		3	0-0	.000	0-0	.000	1-2	.500	0	0	0	1.1	1	1	0	0	0	1	1.4
at Florida State	2/1/12		7	0-2	.000	0-1	.000	0-0	.000	0	1	1	1.1	4	1	2	0	0	0	1.3
BOSTON COLLEGE	2/4/12		6	0-0	.000	0-0	.000	2-2	1.000	0	1	1	1.1	1	0	1	0	1	2	1.3
NC STATE	2/9/12		2	0-0	.000	0-0	.000	0-0	.000	0	0	0	1.0	1	0	0	0	0	0	1.3
at Wake Forest	2/15/12		1	0-0	.000	0-0	.000	0-0	.000	0	0	0	1.0	0	0	0	0	0	0	1.2
at Virginia Tech	2/18/12		12	0-0	.000	0-0	.000	0-0	.000	1	2	3	1.1	3	1	0	0	0	0	1.2
CLEMSON	2/21/12		22	0-4	.000	0-3	.000	0-0	.000	0	1	1	1.1	1	0	1	1	1	0	1.1
MARYLAND	2/25/12		15	3-3	1.000	2-2	1.000	0-0	.000	0	3	3	1.1	2	0	0	0	0	8	1.4
at Boston College	2/29/12		18	2-3	.667	2-3	.667	0-0	.000	0	2	2	1.2	2	0	0	0	0	6	1.5
WAKE FOREST	3/3/12	*	16	1-4	.250	1-4	.250	0-0	.000	0	0	0	1.1	4	1	1	0	0	3	1.6
Totals			3	16-39	.410	10-26	.385	4-7	.571	9	24	33	1.1	53	8	9	5	8	46	1.6

Games played: 29
 Minutes/game: 10.7
 Points/game: 1.6
 FG Pct: 41.0
 3FG Pct: 38.5
 FT Pct: 57.1

Rebounds/game: 1.1
 Assists/game: 0.3
 Turnovers/game: 0.3
 Assist/turnover ratio: 0.9
 Steals/game: 0.3
 Blocks/game: 0.2



2011-12 Georgia Tech Basketball
Georgia Tech Individual Game-by-Game (as of Mar 03, 2012)
All games

#05 Miller, Daniel

Opponent	Date	gs	min	Total		3-Pointers		Free throws		Rebounds				pf	a	t/o	blk	stl	pts	avg	
				fg-fga	pct	3fg-fga	pct	ft-fa	pct	off	def	tot	avg								
FLORIDA A&M	11/11/11	*	24	3-5	.600	0-0	.000	6-7	.857	4	3	7	7.0	2	0	1	2	1	12	12.0	
DELAWARE STATE	11/14/11	*	34	6-12	.500	0-0	.000	2-3	.667	7	8	15	11.0	0	6	2	1	1	14	13.0	
vs Saint Joseph's	11/17/11	*	29	2-9	.222	0-0	.000	2-2	1.000	3	3	6	9.3	3	0	1	4	0	6	10.7	
vs VCU	11/18/11	*	29	5-10	.500	0-0	.000	0-0	.000	3	5	8	9.0	0	0	1	3	1	10	10.5	
vs LSU	11/20/11	*	31	4-7	.571	0-0	.000	0-0	.000	1	7	8	8.8	0	0	1	4	0	8	10.0	
SIENA	11/23/11	*	26	3-5	.600	0-0	.000	0-0	.000	0	5	5	8.2	1	1	1	4	1	6	9.3	
NORTHWESTERN	11/29/11	*	32	4-7	.571	0-0	.000	2-4	.500	1	8	9	8.3	2	4	3	2	1	10	9.4	
at Tulane	12/3/11	*	33	1-8	.125	0-0	.000	3-4	.750	1	3	4	7.8	1	1	2	2	1	5	8.9	
at Georgia	12/7/11	*	35	5-5	1.000	0-0	.000	0-0	.000	1	8	9	7.9	1	1	2	4	2	10	9.0	
at Savannah State	12/10/11	*	20	6-6	1.000	0-0	.000	0-0	.000	0	5	5	7.6	1	3	2	4	0	12	9.3	
ALABAMA A&M	12/19/11	*	33	4-8	.500	0-0	.000	0-0	.000	3	6	9	7.7	2	2	1	2	1	8	9.2	
MERCER	12/22/11	*	32	2-9	.222	0-0	.000	3-4	.750	1	5	6	7.6	3	3	0	2	2	7	9.0	
at Fordham	12/29/11	*	34	4-7	.571	0-0	.000	1-1	1.000	3	3	6	7.5	1	4	2	4	1	9	9.0	
ALABAMA	1/3/12	*	21	0-4	.000	0-0	.000	0-0	.000	2	4	6	7.4	3	3	4	1	0	0	8.4	
DUKE	1/7/12	*	29	3-8	.375	0-0	.000	0-0	.000	1	1	2	7.0	5	0	1	2	4	6	8.2	
at NC State	1/11/12	*	32	4-8	.500	0-0	.000	2-3	.667	0	4	4	6.8	1	1	1	4	1	10	8.3	
at Maryland	1/15/12	*	25	4-9	.444	0-0	.000	0-0	.000	2	1	3	6.6	2	2	1	2	1	8	8.3	
VIRGINIA	1/19/12	*	27	1-3	.333	0-0	.000	0-0	.000	0	3	3	6.4	0	1	1	0	1	2	7.9	
at Clemson	1/21/12	*	33	3-8	.375	0-0	.000	0-0	.000	1	5	6	6.4	3	0	3	1	0	6	7.8	
MIAMI	1/24/12	*	20	2-4	.500	0-0	.000	0-0	.000	2	2	4	6.3	0	1	0	1	1	4	7.7	
at North Carolina	1/28/12	*	30	2-7	.286	0-0	.000	1-1	1.000	1	4	5	6.2	3	0	1	1	0	5	7.5	
at Florida State	2/1/12	*	31	4-7	.571	0-0	.000	2-2	1.000	1	8	9	6.3	3	1	2	2	2	10	7.6	
BOSTON COLLEGE	2/4/12	*	30	4-6	.667	0-0	.000	2-2	1.000	1	4	5	6.3	1	1	1	2	1	10	7.7	
NC STATE	2/9/12	*	34	5-7	.714	0-0	.000	0-0	.000	4	7	11	6.5	3	2	3	3	1	10	7.8	
at Wake Forest	2/15/12	*	34	5-8	.625	0-0	.000	1-1	1.000	4	3	7	6.5	1	2	2	5	2	11	8.0	
at Virginia Tech	2/18/12	*	37	5-7	.714	0-0	.000	1-1	1.000	1	8	9	6.6	1	2	2	1	0	11	8.1	
CLEMSON	2/21/12	*	30	2-6	.333	0-0	.000	1-2	.500	3	4	7	6.6	1	0	1	2	0	5	8.0	
MARYLAND	2/25/12	*	33	5-7	.714	0-0	.000	0-0	.000	1	2	3	6.5	2	2	3	4	1	10	8.0	
at Boston College	2/29/12	*	34	6-14	.429	0-0	.000	1-1	1.000	4	3	7	6.5	2	0	1	1	1	13	8.2	
WAKE FOREST	3/3/12	*	23	5-6	.833	0-0	.000	1-2	.500	1	4	5	6.4	2	1	2	0	1	11	8.3	
Totals			30	895	109-217	.502	0-0	.000	31-40	.775	57	136	193	6.4	50	44	48	70	29	249	8.3

Games played: 30
 Minutes/game: 29.8
 Points/game: 8.3
 FG Pct: 50.2
 FT Pct: 77.5

Rebounds/game: 6.4
 Assists/game: 1.5
 Turnovers/game: 1.6
 Assist/turnover ratio: 0.9
 Steals/game: 1.0
 Blocks/game: 2.3



2011-12 Georgia Tech Basketball
Georgia Tech Individual Game-by-Game (as of Mar 03, 2012)
All games

#11 Peek, Aaron

Opponent	Date	gs	min	Total		3-Pointers		Free throws		Rebounds				pf	a	t/o	blk	stl	pts	avg
				fg-fga	pct	3fg-fga	pct	ft-fa	pct	off	def	tot	avg							
SIENA	11/23/11		1	0-1	.000	0-1	.000	0-0	.000	0	1	1	1.0	0	0	0	0	0	0	0.0
at Savannah State	12/10/11		1	0-1	.000	0-0	.000	0-0	.000	0	0	0	0.5	0	0	0	0	0	0	0.0
CLEMSON	2/21/12		1	0-0	.000	0-0	.000	0-0	.000	0	0	0	0.3	0	0	0	0	0	0	0.0
WAKE FOREST	3/3/12		0	0-0	.000	0-0	.000	0-0	.000	0	0	0	0.3	0	0	0	0	0	0	0.0
Totals		0	3	0-2	.000	0-1	.000	0-0	.000	0	1	1	0.3	0	0	0	0	0	0	0.0

Games played: 4
 Minutes/game: 0.8
 FG Pct: 0.0
 3FG Pct: 0.0

Rebounds/game: 0.3

#12 Spain, D.J.

Opponent	Date	gs	min	Total		3-Pointers		Free throws		Rebounds				pf	a	t/o	blk	stl	pts	avg
				fg-fga	pct	3fg-fga	pct	ft-fa	pct	off	def	tot	avg							
FLORIDA A&M	11/11/11		2	0-0	.000	0-0	.000	0-0	.000	0	0	0	0.0	0	1	1	0	0	0	0.0
SIENA	11/23/11		1	1-2	.500	0-0	.000	0-0	.000	1	0	1	0.5	0	0	0	0	0	2	1.0
Totals		0	3	1-2	.500	0-0	.000	0-0	.000	1	0	1	0.5	0	1	1	0	0	2	1.0

Games played: 2
 Minutes/game: 1.5
 Points/game: 1.0
 FG Pct: 50.0

Rebounds/game: 0.5
 Assists/game: 0.5
 Turnovers/game: 0.5
 Assist/turnover ratio: 1.0



2011-12 Georgia Tech Basketball
Georgia Tech Individual Game-by-Game (as of Mar 03, 2012)
All games

#13 Moore,McPherson

Opponent	Date	gs	min	Total		3-Pointers		Free throws		Rebounds				pf	a	t/o	blk	stl	pts	avg	
				fg-fga	pct	3fg-fga	pct	ft-fta	pct	off	def	tot	avg								
FLORIDA A&M	11/11/11		3	2-3	.667	2-3	.667	0-0	.000	0	0	0	0.0	0	0	0	0	0	6	6.0	
SIENA	11/23/11		1	0-0	.000	0-0	.000	0-0	.000	0	0	0	0.0	0	0	0	0	0	0	3.0	
at Savannah State	12/10/11		3	0-1	.000	0-0	.000	0-0	.000	0	0	0	0.0	1	0	0	1	0	0	2.0	
CLEMSON	2/21/12		5	0-0	.000	0-0	.000	0-0	.000	0	0	0	0.0	0	0	0	1	0	0	1.5	
WAKE FOREST	3/3/12		0	0-0	.000	0-0	.000	0-0	.000	0	0	0	0.0	1	0	1	0	0	0	1.2	
Totals			0	12	2-4	.500	2-3	.667	0-0	.000	0	0	0	0.0	2	0	1	2	0	6	1.2

Games played: 5
 Minutes/game: 2.4
 Points/game: 1.2
 FG Pct: 50.0
 3FG Pct: 66.7

Turnovers/game: 0.2
 Blocks/game: 0.4

#14 Morris,Jason

Opponent	Date	gs	min	Total		3-Pointers		Free throws		Rebounds				pf	a	t/o	blk	stl	pts	avg	
				fg-fga	pct	3fg-fga	pct	ft-fta	pct	off	def	tot	avg								
FLORIDA A&M	11/11/11	*	19	4-9	.444	0-4	.000	1-1	1.000	0	5	5	5.0	3	0	2	0	2	9	9.0	
DELAWARE STATE	11/14/11	*	33	5-11	.455	1-2	.500	0-0	.000	3	3	6	5.5	0	1	1	1	0	11	10.0	
vs Saint Joseph's	11/17/11	*	32	1-7	.143	0-2	.000	3-4	.750	1	4	5	5.3	0	0	0	0	1	5	8.3	
vs VCU	11/18/11	*	15	2-5	.400	0-1	.000	0-0	.000	0	3	3	4.8	3	2	4	0	1	4	7.3	
vs LSU	11/20/11	*	16	0-5	.000	0-2	.000	0-0	.000	1	4	5	4.8	2	1	4	0	1	0	5.8	
SIENA	11/23/11		19	1-6	.167	0-2	.000	3-4	.750	1	5	6	5.0	1	3	0	1	0	5	5.7	
NORTHWESTERN	11/29/11		31	6-11	.545	2-3	.667	7-7	1.000	2	1	3	4.7	0	1	1	0	0	21	7.9	
at Tulane	12/3/11		26	5-11	.455	2-5	.400	0-0	.000	1	2	3	4.5	1	1	0	3	0	12	8.4	
at Georgia	12/7/11		27	4-8	.500	2-3	.667	5-6	.833	0	2	2	4.2	1	1	2	0	1	15	9.1	
at Savannah State	12/10/11		21	2-6	.333	0-2	.000	2-4	.500	0	2	2	4.0	2	1	1	0	0	6	8.8	
ALABAMA A&M	12/19/11		26	1-5	.200	0-1	.000	4-4	1.000	0	6	6	4.2	2	2	3	3	0	6	8.5	
MERCER	12/22/11	*	28	4-11	.364	2-5	.400	0-0	.000	0	1	1	3.9	3	0	0	1	1	10	8.7	
at Fordham	12/29/11		17	6-10	.600	4-7	.571	1-2	.500	1	2	3	3.8	5	0	0	0	0	17	9.3	
ALABAMA	1/3/12	*	25	0-4	.000	0-1	.000	1-2	.500	0	2	2	3.7	0	2	3	0	1	1	8.7	
DUKE	1/7/12	*	33	4-9	.444	0-1	.000	3-3	1.000	2	2	4	3.7	4	3	2	0	0	11	8.9	
at NC State	1/11/12	*	19	4-9	.444	1-3	.333	1-2	.500	0	3	3	3.7	2	0	3	0	0	10	8.9	
at Maryland	1/15/12	*	29	3-10	.300	2-6	.333	0-0	.000	1	3	4	3.7	3	0	2	2	1	8	8.9	
VIRGINIA	1/19/12	*	23	2-5	.400	0-2	.000	2-4	.500	0	0	0	3.5	1	0	0	0	0	6	8.7	
at Clemson	1/21/12		24	2-4	.500	1-1	1.000	1-2	.500	0	2	2	3.4	2	1	4	0	1	6	8.6	
MIAMI	1/24/12	*	32	0-7	.000	0-1	.000	0-0	.000	0	3	3	3.4	0	1	0	0	0	0	8.2	
at North Carolina	1/28/12	*	25	5-11	.455	3-5	.600	2-2	1.000	0	2	2	3.3	2	0	3	1	1	15	8.5	
at Florida State	2/1/12	*	31	2-5	.400	1-3	.333	1-2	.500	0	3	3	3.3	2	3	5	2	0	6	8.4	
BOSTON COLLEGE	2/4/12	*	7	0-1	.000	0-1	.000	0-0	.000	0	1	1	3.2	0	0	1	0	0	0	8.0	
NC STATE	2/9/12		23	1-7	.143	0-4	.000	0-0	.000	2	1	3	3.2	1	2	2	0	0	2	7.8	
at Wake Forest	2/15/12		14	1-5	.200	0-2	.000	0-0	.000	1	0	1	3.1	4	0	1	0	0	2	7.5	
at Virginia Tech	2/18/12	*	33	4-10	.400	0-3	.000	2-2	1.000	1	4	5	3.2	2	4	3	0	0	10	7.6	
CLEMSON	2/21/12	*	17	0-5	.000	0-2	.000	0-2	.000	0	2	2	3.1	1	0	4	0	1	0	7.3	
MARYLAND	2/25/12	*	31	3-9	.333	2-5	.400	1-2	.500	1	0	1	3.1	1	0	3	1	1	9	7.4	
at Boston College	2/29/12	*	26	3-12	.250	0-5	.000	1-3	.333	2	5	7	3.2	3	3	0	0	1	7	7.4	
WAKE FOREST	3/3/12		31	8-16	.500	5-7	.714	1-1	1.000	2	3	5	3.3	3	3	1	0	0	22	7.9	
Totals			19	733	83-234	.355	28-91	.308	42-59	.712	22	76	98	3.3	54	35	55	15	14	236	7.9

Games played: 30
 Minutes/game: 24.4
 Points/game: 7.9
 FG Pct: 35.5
 3FG Pct: 30.8
 FT Pct: 71.2

Rebounds/game: 3.3
 Assists/game: 1.2
 Turnovers/game: 1.8
 Assist/turnover ratio: 0.6
 Steals/game: 0.5
 Blocks/game: 0.5



2011-12 Georgia Tech Basketball
Georgia Tech Individual Game-by-Game (as of Mar 03, 2012)
All games

#23 Reed, Brandon

Opponent	Date	gs	min	Total		3-Pointers		Free throws		Rebounds				pf	a	t/o	blk	stl	pts	avg	
				fg-fga	pct	3fg-fga	pct	ft-fa	pct	off	def	tot	avg								
FLORIDA A&M	11/11/11	*	26	6-8	.750	3-5	.600	1-4	.250	0	4	4	4.0	2	1	6	0	0	16	16.0	
DELAWARE STATE	11/14/11	*	30	3-7	.429	2-4	.500	0-0	.000	0	3	3	3.5	1	1	3	0	0	8	12.0	
vs Saint Joseph's	11/17/11	*	25	1-9	.111	0-4	.000	0-0	.000	0	1	1	2.7	1	1	1	0	0	2	8.7	
vs VCU	11/18/11	*	32	6-11	.545	0-4	.000	1-2	.500	0	6	6	3.5	1	1	1	0	2	13	9.8	
vs LSU	11/20/11	*	32	2-10	.200	1-5	.200	0-0	.000	1	5	6	4.0	0	2	1	0	0	5	8.8	
SIENA	11/23/11	*	22	2-9	.222	1-5	.200	0-0	.000	0	3	3	3.8	0	0	1	0	0	5	8.2	
NORTHWESTERN	11/29/11	*	29	1-4	.250	0-2	.000	0-0	.000	2	5	7	4.3	0	4	3	0	1	2	7.3	
at Tulane	12/3/11	*	31	2-11	.182	1-7	.143	2-2	1.000	0	5	5	4.4	0	1	3	0	1	7	7.3	
at Georgia	12/7/11	*	28	4-7	.571	0-0	.000	4-7	.571	1	2	3	4.2	1	2	1	0	1	12	7.8	
at Savannah State	12/10/11	*	27	6-7	.857	2-3	.667	2-3	.667	0	5	5	4.3	1	0	1	0	1	16	8.6	
ALABAMA A&M	12/19/11	*	11	0-2	.000	0-2	.000	2-3	.667	0	3	3	4.2	1	0	3	0	1	2	8.0	
MERCER	12/22/11	*	15	1-5	.200	0-1	.000	0-1	.000	2	3	5	4.3	1	1	3	0	1	2	7.5	
at Fordham	12/29/11	*	28	5-13	.385	4-7	.571	2-4	.500	0	3	3	4.2	1	0	3	0	2	16	8.2	
ALABAMA	1/3/12	*	26	3-10	.300	2-6	.333	0-0	.000	0	0	0	3.9	2	3	2	0	0	8	8.1	
DUKE	1/7/12	*	8	0-2	.000	0-1	.000	0-0	.000	0	1	1	3.7	0	0	1	0	0	0	7.6	
at NC State	1/11/12	*	25	2-5	.400	1-2	.500	7-8	.875	0	3	3	3.6	3	1	4	0	2	12	7.9	
at Maryland	1/15/12	*	19	1-6	.167	0-3	.000	4-5	.800	0	2	2	3.5	0	3	1	0	0	6	7.8	
VIRGINIA	1/19/12	*	20	0-6	.000	0-4	.000	0-0	.000	0	1	1	3.4	0	0	1	0	1	0	7.3	
at Clemson	1/21/12	*	28	2-7	.286	1-3	.333	0-0	.000	0	3	3	3.4	3	1	3	0	1	5	7.2	
MIAMI	1/24/12		10	1-3	.333	0-1	.000	0-0	.000	2	0	2	3.3	0	0	0	0	1	2	7.0	
at North Carolina	1/28/12		24	2-8	.250	1-3	.333	3-3	1.000	0	3	3	3.3	2	1	1	0	1	8	7.0	
at Florida State	2/1/12	*	34	5-10	.500	4-8	.500	4-4	1.000	0	1	1	3.2	2	2	3	0	0	18	7.5	
BOSTON COLLEGE	2/4/12	*	30	3-6	.500	1-4	.250	2-2	1.000	0	3	3	3.2	2	1	1	0	2	9	7.6	
NC STATE	2/9/12	*	22	1-7	.143	0-3	.000	4-4	1.000	1	1	2	3.1	2	1	0	0	0	6	7.5	
at Wake Forest	2/15/12	*	29	4-10	.400	3-8	.375	0-0	.000	1	2	3	3.1	1	3	2	0	0	11	7.6	
at Virginia Tech	2/18/12	*	39	4-9	.444	2-5	.400	0-0	.000	0	4	4	3.2	2	2	2	0	2	10	7.7	
CLEMSON	2/21/12	*	30	4-9	.444	3-5	.600	0-0	.000	0	3	3	3.1	0	0	2	0	1	11	7.9	
MARYLAND	2/25/12	*	35	2-8	.250	1-4	.250	3-4	.750	0	5	5	3.2	0	1	1	0	2	8	7.9	
at Boston College	2/29/12	*	28	1-6	.167	0-4	.000	0-0	.000	0	5	5	3.3	2	2	3	0	1	2	7.7	
WAKE FOREST	3/3/12		18	0-6	.000	0-4	.000	1-2	.500	2	3	5	3.3	0	2	0	1	0	1	7.4	
Totals			27	761	74-221	.335	33-117	.282	42-58	.724	12	88	100	3.3	31	37	57	1	24	223	7.4

Games played: 30
 Minutes/game: 25.4
 Points/game: 7.4
 FG Pct: 33.5
 3FG Pct: 28.2
 FT Pct: 72.4

Rebounds/game: 3.3
 Assists/game: 1.2
 Turnovers/game: 1.9
 Assist/turnover ratio: 0.6
 Steals/game: 0.8
 Blocks/game: 0.0



2011-12 Georgia Tech Basketball
Georgia Tech Individual Game-by-Game (as of Mar 03, 2012)
All games

#24 Holsey, Kammeon

Opponent	Date	gs	min	Total		3-Pointers		Free throws		Rebounds				pf	a	t/o	blk	stl	pts	avg	
				fg-fga	pct	3fg-fga	pct	ft-fa	pct	off	def	tot	avg								
FLORIDA A&M	11/11/11	*	22	3-5	.600	0-0	.000	0-0	.000	3	4	7	7.0	2	1	4	0	1	6	6.0	
DELAWARE STATE	11/14/11	*	25	9-10	.900	0-0	.000	3-6	.500	1	3	4	5.5	2	0	1	0	0	21	13.5	
vs Saint Joseph's	11/17/11	*	30	6-9	.667	0-0	.000	1-2	.500	4	4	8	6.3	3	1	2	1	1	13	13.3	
vs VCU	11/18/11	*	19	4-6	.667	0-0	.000	2-3	.667	2	1	3	5.5	3	1	0	0	0	10	12.5	
vs LSU	11/20/11	*	23	4-6	.667	0-0	.000	2-2	1.000	3	2	5	5.4	4	1	3	1	0	10	12.0	
SIENA	11/23/11	*	24	7-9	.778	0-0	.000	0-0	.000	4	0	4	5.2	3	2	2	1	0	14	12.3	
NORTHWESTERN	11/29/11	*	14	1-3	.333	0-0	.000	1-2	.500	2	2	4	5.0	2	0	3	0	0	3	11.0	
at Tulane	12/3/11	*	20	3-5	.600	0-0	.000	0-3	.000	0	1	1	4.5	5	0	3	2	1	6	10.4	
at Georgia	12/7/11	*	32	6-9	.667	0-0	.000	0-1	.000	2	0	2	4.2	3	1	3	0	0	12	10.6	
at Savannah State	12/10/11	*	26	4-7	.571	0-0	.000	0-1	.000	0	8	8	4.6	2	2	0	0	1	8	10.3	
ALABAMA A&M	12/19/11	*	18	0-2	.000	0-0	.000	0-2	.000	2	3	5	4.6	1	0	3	0	1	0	9.4	
MERCER	12/22/11	*	16	4-4	1.000	0-0	.000	1-2	.500	2	1	3	4.5	4	1	5	0	0	9	9.3	
at Fordham	12/29/11	*	20	4-6	.667	0-0	.000	0-1	.000	3	1	4	4.5	3	2	1	0	0	8	9.2	
ALABAMA	1/3/12	*	25	7-9	.778	0-0	.000	0-5	.000	3	2	5	4.5	3	0	5	0	0	14	9.6	
DUKE	1/7/12	*	20	2-4	.500	0-0	.000	0-0	.000	2	3	5	4.5	5	0	0	0	0	4	9.2	
at NC State	1/11/12	*	23	1-7	.143	0-0	.000	4-7	.571	4	4	8	4.8	3	1	1	0	0	6	9.0	
at Maryland	1/15/12	*	24	4-7	.571	0-0	.000	3-4	.750	1	4	5	4.8	3	0	4	2	1	11	9.1	
VIRGINIA	1/19/12	*	17	4-8	.500	0-0	.000	4-7	.571	1	1	2	4.6	2	1	0	1	1	12	9.3	
at Clemson	1/21/12	*	20	1-2	.500	0-0	.000	2-3	.667	3	1	4	4.6	3	1	4	0	0	4	9.0	
MIAMI	1/24/12	*	22	2-6	.333	0-0	.000	0-1	.000	2	2	4	4.6	3	1	1	0	0	4	8.8	
at North Carolina	1/28/12	*	20	4-5	.800	0-0	.000	0-0	.000	2	2	4	4.5	4	1	0	0	2	8	8.7	
at Florida State	2/1/12	*	23	1-3	.333	0-0	.000	1-2	.500	0	1	1	4.4	4	0	4	0	2	3	8.5	
BOSTON COLLEGE	2/4/12	*	24	5-7	.714	0-0	.000	0-0	.000	1	1	2	4.3	4	1	2	0	1	10	8.5	
NC STATE	2/9/12	*	31	5-11	.455	0-0	.000	7-8	.875	4	4	8	4.4	4	1	4	0	2	17	8.9	
at Wake Forest	2/15/12	*	27	2-8	.250	0-0	.000	2-5	.400	1	1	2	4.3	2	2	1	1	1	6	8.8	
at Virginia Tech	2/18/12	*	38	6-10	.600	0-0	.000	6-6	1.000	2	3	5	4.3	1	2	4	0	0	18	9.1	
CLEMSON	2/21/12	*	27	5-5	1.000	0-0	.000	2-5	.400	4	4	8	4.5	2	0	4	0	1	12	9.2	
MARYLAND	2/25/12	*	33	5-9	.556	0-0	.000	6-7	.857	2	8	10	4.7	2	1	2	2	1	16	9.5	
at Boston College	2/29/12	*	27	6-9	.667	0-0	.000	0-0	.000	5	2	7	4.8	2	0	0	1	1	12	9.6	
WAKE FOREST	3/3/12	*	36	4-9	.444	0-0	.000	1-4	.250	4	3	7	4.8	2	2	0	0	1	9	9.5	
Totals			30	726	119-200	.595	0-0	.000	48-89	.539	69	76	145	4.8	86	26	66	12	19	286	9.5

Games played: 30
 Minutes/game: 24.2
 Points/game: 9.5
 FG Pct: 59.5
 FT Pct: 53.9

Rebounds/game: 4.8
 Assists/game: 0.9
 Turnovers/game: 2.2
 Assist/turnover ratio: 0.4
 Steals/game: 0.6
 Blocks/game: 0.4



2011-12 Georgia Tech Basketball
Georgia Tech Individual Game-by-Game (as of Mar 03, 2012)
All games

#33 Craig,Derek

Opponent	Date	gs	min	Total		3-Pointers		Free throws		Rebounds				pf	a	t/o	blk	stl	pts	avg	
				fg-fga	pct	3fg-fga	pct	ft-fa	pct	off	def	tot	avg								
FLORIDA A&M	11/11/11		9	0-2	.000	0-2	.000	2-2	1.000	0	1	1	1.0	1	1	0	0	0	2	2.0	
SIENA	11/23/11		2	1-1	1.000	0-0	.000	0-0	.000	0	1	1	1.0	0	0	0	0	0	2	2.0	
NORTHWESTERN	11/29/11		2	0-0	.000	0-0	.000	0-0	.000	0	0	0	0.7	0	0	0	0	0	0	1.3	
at Tulane	12/3/11		1	0-0	.000	0-0	.000	0-0	.000	0	0	0	0.5	0	0	0	0	0	0	1.0	
at Savannah State	12/10/11		4	0-1	.000	0-1	.000	0-0	.000	0	1	1	0.6	1	0	0	0	0	0	0.8	
at Fordham	12/29/11		2	0-1	.000	0-1	.000	0-0	.000	0	0	0	0.5	1	1	0	0	0	0	0.7	
VIRGINIA	1/19/12		4	0-3	.000	0-2	.000	0-0	.000	0	0	0	0.4	0	0	0	0	0	0	0.6	
at North Carolina	1/28/12		2	2-3	.667	2-3	.667	0-0	.000	0	0	0	0.4	0	0	0	0	0	6	1.3	
CLEMSON	2/21/12		7	0-3	.000	0-1	.000	0-0	.000	1	1	2	0.6	1	0	0	0	0	0	1.1	
WAKE FOREST	3/3/12	*	13	2-4	.500	1-3	.333	0-0	.000	0	0	0	0.5	0	2	0	0	1	5	1.5	
Totals			1	46	5-18	.278	3-13	.231	2-2	1.000	1	4	5	0.5	4	4	0	0	1	15	1.5

Games played: 10
 Minutes/game: 4.6
 Points/game: 1.5
 FG Pct: 27.8
 3FG Pct: 23.1
 FT Pct: 100.0

Rebounds/game: 0.5
 Assists/game: 0.4
 Assist/turnover ratio: 99.9
 Steals/game: 0.1

#41 Rice,Glen

Opponent	Date	gs	min	Total		3-Pointers		Free throws		Rebounds				pf	a	t/o	blk	stl	pts	avg	
				fg-fga	pct	3fg-fga	pct	ft-fa	pct	off	def	tot	avg								
vs VCU	11/18/11		33	7-11	.636	3-6	.500	2-3	.667	1	7	8	8.0	1	4	4	1	3	19	19.0	
vs LSU	11/20/11		27	5-10	.500	1-4	.250	0-0	.000	3	4	7	7.5	4	3	6	2	1	11	15.0	
SIENA	11/23/11		25	10-12	.833	2-4	.500	1-2	.500	2	4	6	7.0	1	1	3	0	3	23	17.7	
NORTHWESTERN	11/29/11		29	5-15	.333	0-3	.000	0-0	.000	3	1	4	6.3	0	3	0	0	3	10	15.8	
at Tulane	12/3/11	*	35	5-13	.385	1-3	.333	0-0	.000	4	7	11	7.2	5	5	3	4	1	11	14.8	
at Georgia	12/7/11	*	36	4-11	.364	1-6	.167	3-5	.600	1	3	4	6.7	3	3	2	1	1	12	14.3	
at Savannah State	12/10/11	*	27	3-5	.600	0-1	.000	0-0	.000	1	5	6	6.6	2	1	0	1	1	6	13.1	
ALABAMA A&M	12/19/11	*	33	6-10	.600	3-6	.500	6-9	.667	2	8	10	7.0	2	2	1	3	1	21	14.1	
MERCER	12/22/11	*	37	7-13	.538	1-6	.167	4-4	1.000	2	9	11	7.4	2	3	4	0	2	19	14.7	
at Fordham	12/29/11	*	19	0-3	.000	0-2	.000	0-2	.000	1	3	4	7.1	1	3	1	0	1	0	13.2	
ALABAMA	1/3/12		22	2-7	.286	1-4	.250	0-0	.000	2	2	4	6.8	1	1	2	0	1	5	12.5	
DUKE	1/7/12		32	10-17	.588	4-7	.571	4-6	.667	2	6	8	6.9	2	1	2	0	1	28	13.8	
at NC State	1/11/12		34	7-10	.700	3-5	.600	5-5	1.000	1	4	5	6.8	4	2	3	0	1	22	14.4	
at Maryland	1/15/12		32	2-8	.250	0-3	.000	2-2	1.000	0	4	4	6.6	4	2	2	2	2	6	13.8	
VIRGINIA	1/19/12		25	3-10	.300	0-2	.000	1-2	.500	1	3	4	6.4	3	1	1	1	0	7	13.3	
at Clemson	1/21/12		26	6-12	.500	3-7	.429	4-10	.400	3	5	8	6.5	4	3	2	0	1	19	13.7	
MIAMI	1/24/12	*	36	4-14	.286	2-6	.333	3-7	.429	3	6	9	6.6	1	5	1	0	1	13	13.6	
at North Carolina	1/28/12	*	22	2-7	.286	0-2	.000	0-0	.000	0	4	4	6.5	2	0	3	1	1	4	13.1	
BOSTON COLLEGE	2/4/12		29	4-10	.400	2-4	.500	1-2	.500	2	6	8	6.6	3	2	2	0	0	11	13.0	
NC STATE	2/9/12	*	36	6-16	.375	1-5	.200	2-4	.500	4	3	7	6.6	3	2	2	0	3	15	13.1	
at Wake Forest	2/15/12	*	33	4-9	.444	2-4	.500	2-3	.667	3	6	9	6.7	2	1	4	2	0	12	13.0	
Totals			10	628	102-223	.457	30-90	.333	40-66	.606	41	100	141	6.7	50	48	48	18	28	274	13.0

Games played: 21
 Minutes/game: 29.9
 Points/game: 13.0
 FG Pct: 45.7
 3FG Pct: 33.3
 FT Pct: 60.6

Rebounds/game: 6.7
 Assists/game: 2.3
 Turnovers/game: 2.3
 Assist/turnover ratio: 1.0
 Steals/game: 1.3
 Blocks/game: 0.9



2011-12 Georgia Tech Basketball
Georgia Tech Individual Game-by-Game (as of Mar 03, 2012)
All games

#42 Hicks,Nate

Opponent	Date	gs	min	Total		3-Pointers		Free throws		Rebounds				pf	a	t/o	blk	stl	pts	avg
				fg-fga	pct	3fg-fga	pct	ft-fa	pct	off	def	tot	avg							
FLORIDA A&M	11/11/11		13	2-3	.667	0-0	.000	1-2	.500	2	5	7	7.0	4	0	0	2	0	5	5.0
DELAWARE STATE	11/14/11		3	0-0	.000	0-0	.000	0-0	.000	0	0	0	3.5	0	0	1	0	0	0	2.5
vs Saint Joseph's	11/17/11		8	1-1	1.000	0-0	.000	0-0	.000	0	1	1	2.7	1	0	2	0	0	2	2.3
vs VCU	11/18/11		10	0-1	.000	0-0	.000	0-0	.000	2	1	3	2.8	1	0	1	0	0	0	1.8
vs LSU	11/20/11		10	0-0	.000	0-0	.000	0-0	.000	0	2	2	2.6	0	1	1	1	0	0	1.4
SIENA	11/23/11		14	1-1	1.000	0-0	.000	0-0	.000	1	3	4	2.8	1	0	0	1	0	2	1.5
NORTHWESTERN	11/29/11		5	0-0	.000	0-0	.000	0-0	.000	0	0	0	2.4	3	0	0	0	0	0	1.3
at Tulane	12/3/11		6	0-0	.000	0-0	.000	0-0	.000	0	2	2	2.4	0	0	0	0	0	0	1.1
at Georgia	12/7/11		4	0-0	.000	0-0	.000	0-0	.000	0	1	1	2.2	0	0	0	0	0	0	1.0
at Savannah State	12/10/11		10	1-3	.333	0-0	.000	2-2	1.000	0	3	3	2.3	1	0	0	2	0	4	1.3
MERCER	12/22/11		6	1-1	1.000	0-0	.000	0-0	.000	1	1	2	2.3	1	0	0	0	0	2	1.4
at Fordham	12/29/11		5	2-2	1.000	0-0	.000	0-0	.000	1	0	1	2.2	2	0	0	0	0	4	1.6
ALABAMA	1/3/12		15	0-1	.000	0-0	.000	0-0	.000	1	3	4	2.3	2	1	1	1	0	0	1.5
DUKE	1/7/12		6	0-1	.000	0-0	.000	0-2	.000	1	1	2	2.3	0	0	0	0	0	0	1.4
at NC State	1/11/12		11	0-0	.000	0-0	.000	0-0	.000	1	1	2	2.3	0	1	0	0	0	0	1.3
at Maryland	1/15/12		15	2-3	.667	0-0	.000	0-0	.000	3	4	7	2.6	2	0	3	1	0	4	1.4
VIRGINIA	1/19/12		11	0-1	.000	0-0	.000	0-0	.000	0	2	2	2.5	2	0	1	1	0	0	1.4
at Clemson	1/21/12		2	0-0	.000	0-0	.000	0-0	.000	0	0	0	2.4	0	0	0	0	0	0	1.3
MIAMI	1/24/12		9	0-2	.000	0-0	.000	1-2	.500	1	2	3	2.4	1	0	1	2	0	1	1.3
at North Carolina	1/28/12		5	1-1	1.000	0-0	.000	0-0	.000	0	1	1	2.4	0	0	0	0	0	2	1.3
at Florida State	2/1/12		2	0-0	.000	0-0	.000	0-0	.000	0	0	0	2.2	0	0	0	0	1	0	1.2
BOSTON COLLEGE	2/4/12		4	0-0	.000	0-0	.000	0-0	.000	0	0	0	2.1	0	0	0	0	0	0	1.2
WAKE FOREST	3/3/12		3	0-0	.000	0-0	.000	0-0	.000	0	1	1	2.1	0	0	0	0	0	0	1.1
Totals		0	177	11-21	.524	0-0	.000	4-8	.500	14	34	48	2.1	21	3	11	11	1	26	1.1

Games played: 23
 Minutes/game: 7.7
 Points/game: 1.1
 FG Pct: 52.4
 FT Pct: 50.0

Rebounds/game: 2.1
 Assists/game: 0.1
 Turnovers/game: 0.5
 Assist/turnover ratio: 0.3
 Steals/game: 0.0
 Blocks/game: 0.5

2011-12 Georgia Tech Career Summaries Individual Career History

Craig,Derek

Season	gp-gs	min/avg	Total		3-Point		F-Throws		Rebounds				Scoring							
			fg-fga	pct	fg-fga	pct	ft-fa	pct	off	def	tot	avg	pf	fo	ast	to	blk	stl	pts	avg
2008-09	7-0	24/3.4	2-5	.400	0-2	.000	0-0	.000	0	3	3	0.4	1	0	2	6	0	2	4	0.6
2010-11	5-0	9/1.8	1-3	.333	0-2	.000	0-0	.000	0	0	0	0.0	1	0	0	1	0	1	2	0.4
2011-12	10-1	46/4.6	5-18	.278	3-13	.231	2-2	1.000	1	4	5	0.5	4	0	4	0	0	1	15	1.5
TOTAL	22-1	79/3.6	8-26	.308	3-17	.176	2-2	1.000	1	7	8	0.4	6	0	6	7	0	4	21	1.0

Foreman,Nick

Season	gp-gs	min/avg	Total		3-Point		F-Throws		Rebounds				Scoring							
			fg-fga	pct	fg-fga	pct	ft-fa	pct	off	def	tot	avg	pf	fo	ast	to	blk	stl	pts	avg
2008-09	31-2	397/12.8	17-46	.370	6-15	.400	14-22	.636	14	20	34	1.1	60	1	12	9	2	17	54	1.7
2009-10	23-0	122/5.3	14-22	.636	2-4	.500	4-4	1.000	6	7	13	0.6	13	1	8	3	1	5	34	1.5
2010-11	22-0	85/3.9	2-8	.250	1-4	.250	5-6	.833	9	5	14	0.6	13	0	6	3	2	1	10	0.5
2011-12	29-3	311/10.7	16-39	.410	10-26	.385	4-7	.571	9	24	33	1.1	53	0	8	9	5	8	46	1.6
TOTAL	105-5	915/8.7	49-115	.426	19-49	.388	27-39	.692	38	56	94	0.9	139	2	34	24	10	31	144	1.4

Hicks,Nate

Season	gp-gs	min/avg	Total		3-Point		F-Throws		Rebounds				Scoring							
			fg-fga	pct	fg-fga	pct	ft-fa	pct	off	def	tot	avg	pf	fo	ast	to	blk	stl	pts	avg
2010-11	24-0	225/9.4	17-30	.567	0-0	.000	5-15	.333	25	25	50	2.1	25	0	4	8	17	2	39	1.6
2011-12	23-0	177/7.7	11-21	.524	0-0	.000	4-8	.500	14	34	48	2.1	21	0	3	11	11	1	26	1.1
TOTAL	47-0	402/8.6	28-51	.549	0-0	.000	9-23	.391	39	59	98	2.1	46	0	7	19	28	3	65	1.4

Holsey,Kammeon

Season	gp-gs	min/avg	Total		3-Point		F-Throws		Rebounds				Scoring							
			fg-fga	pct	fg-fga	pct	ft-fa	pct	off	def	tot	avg	pf	fo	ast	to	blk	stl	pts	avg
2010-11	30-12	432/14.4	44-90	.489	0-0	.000	15-31	.484	42	38	80	2.7	57	0	9	33	6	13	103	3.4
2011-12	30-30	726/24.2	119-200	.595	0-0	.000	48-89	.539	69	76	145	4.8	86	2	26	66	12	19	286	9.5
TOTAL	60-42	1158/19.3	163-290	.562	0-0	.000	63-120	.525	111	114	225	3.8	143	2	35	99	18	32	389	6.5

Jordan,Pierre

Season	gp-gs	min/avg	Total		3-Point		F-Throws		Rebounds				Scoring							
			fg-fga	pct	fg-fga	pct	ft-fa	pct	off	def	tot	avg	pf	fo	ast	to	blk	stl	pts	avg
2011-12	27-1	319/11.8	17-47	.362	5-18	.278	3-4	.750	1	25	26	1.0	34	0	24	20	2	10	42	1.6
TOTAL	27-1	319/11.8	17-47	.362	5-18	.278	3-4	.750	1	25	26	1.0	34	0	24	20	2	10	42	1.6

Miller,Daniel

Season	gp-gs	min/avg	Total		3-Point		F-Throws		Rebounds				Scoring							
			fg-fga	pct	fg-fga	pct	ft-fa	pct	off	def	tot	avg	pf	fo	ast	to	blk	stl	pts	avg
2010-11	31-31	797/25.7	60-121	.496	0-0	.000	17-46	.370	48	106	154	5.0	75	0	19	39	67	31	137	4.4
2011-12	30-30	895/29.8	109-217	.502	0-0	.000	31-40	.775	57	136	193	6.4	50	1	44	48	70	29	249	8.3
TOTAL	61-61	1692/27.7	169-338	.500	0-0	.000	48-86	.558	105	242	347	5.7	125	1	63	87	137	60	386	6.3

Moore,McPherson

Season	gp-gs	min/avg	Total		3-Point		F-Throws		Rebounds				Scoring							
			fg-fga	pct	fg-fga	pct	ft-fa	pct	off	def	tot	avg	pf	fo	ast	to	blk	stl	pts	avg
2010-11	5-0	7/1.4	1-2	.500	0-0	.000	0-0	.000	2	1	3	0.6	1	0	1	0	0	1	2	0.4
2011-12	5-0	12/2.4	2-4	.500	2-3	.667	0-0	.000	0	0	0	0.0	2	0	0	1	2	0	6	1.2
TOTAL	10-0	19/1.9	3-6	.500	2-3	.667	0-0	.000	2	1	3	0.3	3	0	1	1	2	1	8	0.8

2011-12 Georgia Tech Career Summaries Individual Career History

Morris, Jason

Season	gp-gs	min/avg	Total		3-Point		F-Throws		Rebounds				pf	fo	ast	to	blk	stl	Scoring	
			fg-fga	pct	fg-fga	pct	ft-fta	pct	off	def	tot	avg							pts	avg
2010-11	31-5	567/18.3	67-162	.414	22-55	.400	31-41	.756	24	44	68	2.2	67	0	12	42	8	20	187	6.0
2011-12	30-19	733/24.4	83-234	.355	28-91	.308	42-59	.712	22	76	98	3.3	54	1	35	55	15	14	236	7.9
TOTAL	61-24	1300/21.3	150-396	.379	50-146	.342	73-100	.730	46	120	166	2.7	121	1	47	97	23	34	423	6.9

Peek, Aaron

Season	gp-gs	min/avg	Total		3-Point		F-Throws		Rebounds				pf	fo	ast	to	blk	stl	Scoring	
			fg-fga	pct	fg-fga	pct	ft-fta	pct	off	def	tot	avg							pts	avg
2011-12	4-0	3/0.8	0-2	.000	0-1	.000	0-0	.000	0	1	1	0.3	0	0	0	0	0	0	0	0.0
TOTAL	4-0	3/0.8	0-2	.000	0-1	.000	0-0	.000	0	1	1	0.3	0	0	0	0	0	0	0	0.0

Reed, Brandon

Season	gp-gs	min/avg	Total		3-Point		F-Throws		Rebounds				pf	fo	ast	to	blk	stl	Scoring	
			fg-fga	pct	fg-fga	pct	ft-fta	pct	off	def	tot	avg							pts	avg
2011-12	30-27	761/25.4	74-221	.335	33-117	.282	42-58	.724	12	88	100	3.3	31	0	37	57	1	24	223	7.4
TOTAL	30-27	761/25.4	74-221	.335	33-117	.282	42-58	.724	12	88	100	3.3	31	0	37	57	1	24	223	7.4

Rice, Glen

Season	gp-gs	min/avg	Total		3-Point		F-Throws		Rebounds				pf	fo	ast	to	blk	stl	Scoring	
			fg-fga	pct	fg-fga	pct	ft-fta	pct	off	def	tot	avg							pts	avg
2009-10	35-11	643/18.4	69-157	.439	28-60	.467	24-43	.558	44	63	107	3.1	69	2	58	43	17	37	190	5.4
2010-11	31-23	885/28.5	145-347	.418	42-139	.302	65-102	.637	58	115	173	5.6	75	1	79	71	12	46	397	12.8
2011-12	21-10	628/29.9	102-223	.457	30-90	.333	40-66	.606	41	100	141	6.7	50	1	48	48	18	28	274	13.0
TOTAL	87-44	2156/24.8	316-727	.435	100-289	.346	129-211	.611	143	278	421	4.8	194	4	185	162	47	111	861	9.9

Royal, Julian

Season	gp-gs	min/avg	Total		3-Point		F-Throws		Rebounds				pf	fo	ast	to	blk	stl	Scoring	
			fg-fga	pct	fg-fga	pct	ft-fta	pct	off	def	tot	avg							pts	avg
2011-12	29-0	462/15.9	50-112	.446	11-27	.407	21-29	.724	34	36	70	2.4	41	0	17	26	8	8	132	4.6
TOTAL	29-0	462/15.9	50-112	.446	11-27	.407	21-29	.724	34	36	70	2.4	41	0	17	26	8	8	132	4.6

Udofia, Mfon

Season	gp-gs	min/avg	Total		3-Point		F-Throws		Rebounds				pf	fo	ast	to	blk	stl	Scoring	
			fg-fga	pct	fg-fga	pct	ft-fta	pct	off	def	tot	avg							pts	avg
2009-10	35-25	690/19.7	71-193	.368	25-84	.298	38-61	.623	19	67	86	2.5	62	1	66	59	2	28	205	5.9
2010-11	31-11	660/21.3	72-193	.373	19-64	.297	45-79	.570	33	33	66	2.1	77	2	38	43	0	32	208	6.7
2011-12	30-29	949/31.6	97-255	.380	33-105	.314	66-100	.660	26	79	105	3.5	72	0	87	80	3	16	293	9.8
TOTAL	96-65	2299/23.9	240-641	.374	77-253	.304	149-240	.621	78	179	257	2.7	211	3	191	182	5	76	706	7.4

Official Basketball Box Score -- Game Totals -- Final Statistics
Florida A&M vs Georgia Tech
11/11/11 8:05 pm at Arena at Gwinnett Center

Florida A&M 59 • 0-1

##	Player	Total		3-Ptr		Rebounds			PF	TP	A	TO	Blk	Stl	Min
		FG-FGA	FG-FGA	FT-FTA	Off	Def	Tot								
21	TEAL,Markee	f	1-2	0-0	2-3	0	3	3	4	4	0	6	0	1	22
42	CROWDER,Yannick	f	4-11	0-0	0-0	2	3	5	5	8	0	0	0	0	28
01	MOORE,Avery	g	6-16	3-12	0-0	0	0	0	1	15	4	0	0	3	29
11	BROWN,Isaac	g	0-1	0-1	0-2	0	0	0	0	0	0	0	0	0	9
15	BULLARD,D'Andre	g	2-7	2-3	2-2	0	4	4	3	8	3	3	0	0	27
04	KENNINGS,Jeffrey	g	0-2	0-0	0-0	0	0	0	1	0	1	2	0	3	13
05	HAGOOD,Treshawn	g	2-3	0-0	2-2	0	0	0	1	6	3	0	0	1	11
12	LEWIS,Reggie	f	1-3	0-1	0-1	0	0	0	2	2	0	0	0	0	15
24	NEAL,Jeffrey	g	0-1	0-0	3-4	0	2	2	1	3	0	1	0	0	5
25	DEAN,Jeremy	g	2-3	0-1	3-5	1	0	1	5	7	0	1	0	0	18
32	ROSE,Vaughn	g	0-0	0-0	0-1	1	1	2	1	0	0	0	0	0	4
33	DRAYTON,Nathaniel	g	2-4	0-0	2-4	0	0	2	3	6	0	3	1	1	19
	Team					2	0	2							
	Totals		20-53	5-18	14-24	6	15	21	27	59	11	16	1	9	200

FG % 1st Half: 11-27 40.7% 2nd half: 9-26 34.6% Game: 20-53 37.7% Deadball Rebounds 5
 3FG % 1st Half: 4-10 40.0% 2nd half: 1-8 12.5% Game: 5-18 27.8%
 FT % 1st Half: 3-8 37.5% 2nd half: 11-16 68.8% Game: 14-24 58.3%

Georgia Tech 92 • 1-0

##	Player	Total		3-Ptr		Rebounds			PF	TP	A	TO	Blk	Stl	Min
		FG-FGA	FG-FGA	FT-FTA	Off	Def	Tot								
24	Holsey,Kammeon	f	3-5	0-0	0-0	3	4	7	2	6	1	4	0	1	22
05	Miller,Daniel	c	3-5	0-0	6-7	4	3	7	2	12	0	1	2	1	24
00	Udofia,Mfon	q	3-6	2-3	7-10	2	2	4	2	15	6	1	0	1	26
14	Morris,Jason	g	4-9	0-4	1-1	0	5	5	3	9	0	2	0	2	19
23	Reed,Brandon	g	6-8	3-5	1-4	0	4	4	2	16	1	6	0	0	26
01	Royal,Julian	f	1-3	1-1	1-8	2	4	6	1	10	4	1	1	1	21
02	Jordan,Pierre	g	1-4	0-2	0-0	0	3	3	4	2	1	1	0	1	21
04	Foreman,Nick	g	3-4	2-3	1-2	1	1	2	1	9	1	0	1	2	14
12	Spain,D.J.	f	0-0	0-0	0-0	0	0	0	0	0	1	1	0	0	2
13	Moore,McPherson	g	2-3	2-3	0-0	0	0	0	0	6	0	0	0	0	3
33	Craig,Derek	g	0-2	0-2	2-2	0	1	1	1	2	1	0	0	0	9
42	Hicks,Nate	g	2-3	0-0	1-2	2	5	7	4	5	0	0	2	0	13
	Team					0	0	0							
	Totals		28-52	10-23	26-36	14	32	46	22	92	16	17	6	9	200

FG % 1st Half: 14-29 48.3% 2nd half: 14-23 60.9% Game: 28-52 53.8% Deadball Rebounds 5
 3FG % 1st Half: 6-15 40.0% 2nd half: 4-8 50.0% Game: 10-23 43.5%
 FT % 1st Half: 9-16 56.3% 2nd half: 17-20 85.0% Game: 26-36 72.2%

Officials: Sean Hull, Sean Corbin, Jeff Nichols
 Technical fouls: Florida A&M-None. Georgia Tech-None.
 Attendance: 2590

Score by periods	1st	2nd	Total
Florida A&M	29	30	59
Georgia Tech	43	49	92

Last FG - FAMUM 2nd-00:05, GT 2nd-00:58.
 Largest lead - FAMUM by 2 1st-19:28, GT by 37 2nd-02:25.

Score tied - 2 times.
 Lead changed - 1 time.

Official Basketball Box Score -- Game Totals -- Final Statistics
Delaware State vs Georgia Tech
11/14/11 7:02 pm at Arena at Gwinnett Center, Duluth, Ga.

Delaware State 52 • 1-1

##	Player	Total		3-Ptr		Rebounds			PF	TP	A	TO	Blk	Stl	Min
		FG-FGA	FG-FGA	FT-FTA	Off	Def	Tot								
22	Walker,Casey	f	2-6	1-3	0-0	0	2	2	2	5	1	1	0	1	28
32	Oliver,Marques	f	7-10	0-1	0-1	5	2	7	5	14	4	1	2	1	34
01	Gray,Kendall	c	0-2	0-1	0-0	0	1	1	2	0	0	2	1	0	13
04	Threatt,Jay	g	2-6	0-4	0-0	1	4	5	0	4	3	1	1	2	37
11	Tate,Tahj	g	6-18	1-6	1-2	0	2	2	1	14	3	1	0	2	37
03	Bell,Tyshawn	g	2-4	1-2	0-0	1	2	3	5	5	0	1	0	0	19
10	Lott,Lewis	g	0-0	0-0	0-0	0	0	0	0	0	0	0	0	0	0+
20	Oliver,Brandon	g	0-1	0-0	0-0	0	0	0	0	0	0	0	0	0	3
21	Abdulwali,Kasim	g	0-0	0-0	0-0	1	0	1	0	0	0	0	0	0	2
30	Lawson,Jordan	g	0-0	0-0	0-0	0	0	0	0	0	0	0	0	0	2
44	May,Amere	g	3-6	2-3	2-2	0	0	0	10	0	0	0	0	0	25
	Team					0	0	0							
	Totals		22-53	5-20	3-5	8	13	21	15	52	11	9	4	6	200

FG % 1st Half: 10-29 34.5% 2nd half: 12-24 50.0% Game: 22-53 41.5% Deadball Rebounds 1
 3FG % 1st Half: 3-13 23.1% 2nd half: 2-7 28.6% Game: 5-20 25.0%
 FT % 1st Half: 0-0 0.0% 2nd half: 3-5 60.0% Game: 3-5 60.0%

Georgia Tech 70 • 2-0

##	Player	Total		3-Ptr		Rebounds			PF	TP	A	TO	Blk	Stl	Min
		FG-FGA	FG-FGA	FT-FTA	Off	Def	Tot								
24	Holsey,Kammeon	f	9-10	0-0	3-6	1	3	4	2	21	0	1	0	0	25
05	Miller,Daniel	c	6-12	0-0	2-3	7	8	15	0	14	6	2	1	1	34
00	Udofia,Mfon	g	4-9	1-4	1-1	1	3	4	2	10	5	4	0	0	35
14	Morris,Jason	g	5-11	1-2	0-0	3	3	6	0	11	1	1	1	0	33
23	Reed,Brandon	g	3-7	2-4	0-0	3	3	1	8	1	3	0	0	0	30
01	Royal,Julian	g	0-1	0-0	1-2	1	0	1	0	1	0	1	1	0	11
02	Jordan,Pierre	g	0-0	0-0	0-0	0	3	2	0	3	2	0	1	0	9
04	Foreman,Nick	g	2-5	1-4	0-1	1	0	1	3	5	1	0	1	0	20
42	Hicks,Nate	g	0-0	0-0	0-0	0	0	0	0	0	0	1	0	0	3
	Team					2	1	3							
	Totals		29-55	5-14	7-13	16	24	40	10	70	15	14	4	1	200

FG % 1st Half: 13-25 52.0% 2nd half: 16-30 53.3% Game: 29-55 52.7% Deadball Rebounds 3
 3FG % 1st Half: 3-8 37.5% 2nd half: 2-6 33.3% Game: 5-14 35.7%
 FT % 1st Half: 1-2 50.0% 2nd half: 6-11 54.5% Game: 7-13 53.8%

Officials: Les Jones, Ron Tyburski, Alan Spainhour
 Technical fouls: Delaware State-None. Georgia Tech-None.
 Attendance: 1079

Score by periods	1st	2nd	Total
Delaware State	23	29	52
Georgia Tech	30	40	70

Points	In	Off	2nd	Fast	Bench
DSUM	Paint	T/O	Chance	Break	
Georgia Tech	31	19	11	16	15
GT	40	12	19	4	6

Last FG - DSUM 2nd-02:21, GT 2nd-00:04.
 Largest lead - DSUM by 1 1st-18:49, GT by 18 2nd-00:04.

Score tied - 2 times.
 Lead changed - 2 times.

Official Basketball Box Score -- Game Totals -- Final Statistics
Georgia Tech vs Saint Joseph's
11/17/11 8:00 PM at TD Arena, Charleston, SC

Georgia Tech 53 • 2-1

##	Player	Total		3-Ptr		Rebounds			PF	TP	A	TO	Blk	Stl	Min
		FG-FGA	FG-FGA	FT-FTA	Off	Def	Tot								
24	Holsey,Kammeon	f	6-9	0-0	1-2	4	4	8	3	13	1	2	1	1	30
05	Miller,Daniel	c	2-9	0-0	2-2	3	3	6	3	6	0	1	4	0	29
00	Udofia,Mfon	g	8-16	0-4	4-4	2	3	5	0	20	0	3	0	0	34
14	Morris,Jason	g	1-7	0-2	3-4	1	4	5	0	5	0	0	0	1	32
23	Reed,Brandon	g	1-9	0-4	0-0	0	1	1	1	2	1	1	0	0	25
01	Royal,Julian	g	0-2	0-0	0-0	0	0	0	0	0	0	0	0	0	9
02	Jordan,Pierre	g	1-3	0-1	0-0	0	0	0	1	2	2	1	0	0	17
04	Foreman,Nick	g	1-1	1-1	0-0	0	1	1	2	3	0	0	0	0	16
42	Hicks,Nate	g	1-1	0-0	0-0	0	1	1	1	2	0	2	0	0	8
	Team					1	4	5							
	Totals		21-57	1-12	10-12	11	21	32	11	53	4	10	5	2	200

FG % 1st Half: 11-30 36.7% 2nd half: 10-27 37.0% Game: 21-57 36.8% Deadball Rebounds 1
 3FG % 1st Half: 0-6 0.0% 2nd half: 1-6 16.7% Game: 1-12 8.3%
 FT % 1st Half: 6-6 100.0% 2nd half: 4-6 66.7% Game: 10-12 83.3%

Saint Joseph's 66 • 2-0

##	Player	Total		3-Ptr		Rebounds			PF	TP	A	TO	Blk	Stl	Min
		FG-FGA	FG-FGA	FT-FTA	Off	Def	Tot								
01	AIKEN,C.J.	f	3-4	1-2	0-0	1	2	3	3	7	2	0	6	0	30
21	KANACEVIC, Halil	f	3-12	2-2	2-2	5	6	11	3	10	1	4	1	1	35
32	NDAO, Papa	f	1-3	0-1	0-0	0	2	2	3	2	1	2	0	0	18
10	GALLOWAY, Langston	g	5-12	2-6	3-3	1	5	6	1	15	1	1	0	1	38
35	JONES, Carl	q	5-11	3-5	8-8	0	3	3	1	21	3	1	0	1	34
00	MASCHMEYER, Evan	g	0-0	0-0	0-0	0	1	1	0	0	0	1	0	0	2
13	ROBERTS, Ronald	g	2-6	0-0	2-2	2	1	3	1	6	1	1	0	0	16
24	WILSON, Chris	g	1-3	1-1	2-2	1	4	5	1	5	4	0	0	1	27
	Team					0	2	2							
	Totals		20-51	9-17	17-17	10	26	36	13	66	13	10	7	4	200

FG % 1st Half: 8-22 36.4% 2nd half: 12-29 41.4% Game: 20-51 39.2% Deadball Rebounds 0
 3FG % 1st Half: 5-9 55.6% 2nd half: 4-8 50.0% Game: 9-17 52.9%
 FT % 1st Half: 2-2 100.0% 2nd half: 15-15 100.0% Game: 17-17 100.0%

Officials: Tom O'Neill, Gary Maxwell, Antinio Petty
 Technical fouls: Georgia Tech-Holsey,Kammeon. Saint Joseph's-None.
 Attendance: 2941

Official Basketball Box Score -- Game Totals -- Final Statistics
LSU vs Georgia Tech
11/20/11 2:30 PM at TD Arena - Charleston, S.C.

LSU 59 • 3-2

##	Player	f/c/g	Total			3-Ptr			Rebounds			PF	TP	A	TO	Blk	Stl	Min
			FG	FGA	FT	FTA	FG	FGA	FT	FTA	Off							
24	WARREN, Storm	f	0-11	0-0	2-2	3	2	5	4	2	0	1	1	3	24			
41	HAMILTON, Justin	c	3-12	0-1	2-2	6	3	9	0	8	1	0	1	0	29			
01	HICKEY, Anthony	g	8-13	4-6	0-0	1	1	2	2	20	4	2	0	0	37			
10	STRINGER, Andre	g	3-7	1-3	4-4	0	1	1	2	11	1	2	0	0	33			
22	TURNER, Ralston	g	3-12	2-7	1-2	1	3	4	0	9	3	1	0	5	32			
02	O'BRYANT III, Johnny	g	2-5	1-1	0-0	2	5	7	0	5	1	2	0	0	17			
04	BASS, Chris	g	0-0	0-0	0-0	0	0	0	0	0	0	0	0	1	3			
05	WHITE, Malcolm	g	2-4	0-0	0-0	1	1	2	1	4	0	1	0	0	10			
32	ISAAC, John	g	0-0	0-0	0-0	0	1	1	2	0	0	1	0	0	15			
	Team					1	2	3										
	Totals		21-64	8-18	9-10	15	19	34	11	59	10	10	2	9	200			

FG % 1st Half: 12-30 40.0% 2nd half: 9-34 26.5% Game: 21-64 32.8%
 3FG % 1st Half: 4-8 50.0% 2nd half: 4-10 40.0% Game: 8-18 44.4%
 FT % 1st Half: 0-0 0.0% 2nd half: 9-10 90.0% Game: 9-10 90.0%

Georgia Tech 50 • 3-2

##	Player	f/c/g	Total			3-Ptr			Rebounds			PF	TP	A	TO	Blk	Stl	Min
			FG	FGA	FT	FTA	FG	FGA	FT	FTA	Off							
24	Holsey,Kammeon	f	4-6	0-0	2-2	3	2	5	4	10	1	3	1	0	23			
05	Miller,Daniel	c	4-7	0-0	0-0	1	7	8	0	8	1	4	0	0	31			
00	Udofia,Mfon	g	4-10	3-5	3-4	0	5	3	14	1	3	0	1	20				
14	Morris,Jason	g	0-5	0-2	0-0	1	4	5	2	0	1	4	0	1	16			
23	Reed,Brandon	g	2-10	1-5	0-0	1	5	6	0	5	2	1	0	0	32			
01	Royal,Julian	g	0-0	0-0	0-0	0	0	0	0	0	1	0	0	0	4			
02	Jordan,Pierre	g	1-2	0-0	0-0	0	0	0	0	2	0	1	0	0	8			
04	Foreman,Nick	g	0-0	0-0	0-0	0	0	0	3	0	0	1	0	0	15			
41	Rice,Glen	g	5-10	1-4	0-0	3	4	7	4	11	3	6	2	1	27			
42	Hicks,Nate	g	0-0	0-0	0-0	0	2	2	0	0	1	1	0	0	10			
	Team					2	0	2										
	Totals		20-50	5-16	5-6	11	29	40	16	50	9	23	8	2	200			

FG % 1st Half: 11-26 42.3% 2nd half: 9-24 37.5% Game: 20-50 40.0%
 3FG % 1st Half: 2-9 22.2% 2nd half: 3-7 42.9% Game: 5-16 31.3%
 FT % 1st Half: 0-0 0.0% 2nd half: 5-6 83.3% Game: 5-6 83.3%

Officials: Gary Maxwell, Antinio Petty, Ted Hillary
 Technical fouls: LSU-None. Georgia Tech-None.
 Attendance: 2112

Score by periods	1st	2nd	Total
LSU	28	31	59
Georgia Tech	24	26	50

Last FG - LSU 2nd-00:59, GT 2nd-03:15.
 Largest lead - LSU by 9 2nd-00:14, GT by 2 1st-18:10.

Points	In	Off	2nd	Fast	Bench
LSU	14	20	18	4	9
GT	14	7	9	0	13

Score tied - 5 times.
 Lead changed - 7 times.

Official Basketball Box Score -- Game Totals -- Final Statistics
Siena vs Georgia Tech
11/23/11 7 p.m. at The Arena at Gwinnett, Duluth, Ga.

Siena 44 • 2-2

##	Player	f/c/g	Total			3-Ptr			Rebounds			PF	TP	A	TO	Blk	Stl	Min
			FG	FGA	FT	FTA	FG	FGA	FT	FTA	Off							
50	Anosike, OD	f	6-12	0-0	1-3	3	6	9	0	13	1	2	0	1	38			
00	Walters, Brandon	c	1-9	0-1	0-2	0	1	1	3	2	0	0	0	0	35			
03	Downey, Kyle	g	5-14	0-2	1-2	1	4	5	2	11	2	5	0	1	33			
05	Hymes, Evan	g	1-9	1-4	0-0	0	2	2	1	3	6	1	0	0	29			
33	Poole, Rob	g	2-7	2-6	1-2	2	3	5	3	7	0	1	0	1	28			
11	Cruz, Steven	g	0-0	0-0	0-0	0	0	0	0	0	0	0	0	0	1			
15	Hopper, Marcus	g	0-0	0-0	0-0	0	0	0	0	0	0	0	0	0	7			
20	Fenlon, Conner	g	0-1	0-1	0-0	0	0	0	0	0	0	0	0	0	1			
24	Beard, Davonte	g	3-8	0-1	2-2	1	0	1	0	8	0	1	0	3	28			
	Team					4	3	7										
	Totals		18-60	3-15	5-11	11	19	30	10	44	11	10	0	6	200			

FG % 1st Half: 8-31 25.8% 2nd half: 10-29 34.5% Game: 18-60 30.0%
 3FG % 1st Half: 1-8 12.5% 2nd half: 2-7 28.6% Game: 3-15 20.0%
 FT % 1st Half: 1-5 20.0% 2nd half: 4-6 66.7% Game: 5-11 45.5%

Georgia Tech 72 • 4-2

##	Player	f/c/g	Total			3-Ptr			Rebounds			PF	TP	A	TO	Blk	Stl	Min
			FG	FGA	FT	FTA	FG	FGA	FT	FTA	Off							
24	Holsey,Kammeon	f	7-9	0-0	0-0	4	0	4	3	14	2	2	1	0	24			
05	Miller,Daniel	c	3-5	0-0	0-0	0	5	5	1	6	1	4	1	0	26			
00	Udofia,Mfon	g	2-7	1-3	0-0	1	0	1	1	5	2	3	1	1	20			
04	Foreman,Nick	g	0-2	0-1	0-0	2	2	4	3	0	0	0	0	0	13			
23	Reed,Brandon	g	2-9	1-5	0-0	0	3	3	0	5	0	1	0	0	22			
01	Royal,Julian	g	2-4	0-0	2-2	0	3	3	4	6	0	1	1	0	14			
02	Jordan,Pierre	g	1-3	0-0	0-0	0	1	1	0	2	4	0	0	0	18			
11	Peek,Aaron	g	0-1	0-1	0-0	0	1	1	0	0	0	0	0	0	1			
12	Spain,D.J.	g	1-2	0-0	0-0	1	0	1	0	2	0	0	0	0	1			
13	Moore,McPherson	g	0-0	0-0	0-0	0	0	0	0	0	0	0	0	0	1			
14	Morris,Jason	g	1-6	0-2	3-4	1	5	6	1	5	3	0	1	0	19			
33	Craig,Derek	g	1-1	0-0	0-0	0	1	1	0	2	0	0	0	0	2			
41	Rice,Glen	g	10-12	2-4	1-2	2	4	6	1	23	1	3	0	3	25			
42	Hicks,Nate	g	1-1	0-0	0-0	1	3	4	1	2	0	0	1	0	14			
	Team					0	5	5										
	Totals		31-62	4-16	6-8	12	33	45	15	72	13	11	9	5	200			

FG % 1st Half: 15-30 50.0% 2nd half: 16-32 50.0% Game: 31-62 50.0%
 3FG % 1st Half: 3-10 30.0% 2nd half: 1-6 16.7% Game: 4-16 25.0%
 FT % 1st Half: 4-5 80.0% 2nd half: 2-3 66.7% Game: 6-8 75.0%

Officials: Bryan Kersey, Ron Tyburski, Karl Hess
 Technical fouls: Siena-None. Georgia Tech-None.
 Attendance: 3047

Score by periods	1st	2nd	Total
Siena	18	26	44
Georgia Tech	37	35	72

Points	In	Off	2nd	Fast	Bench
SIE	22	5	7	2	8
GT	44	15	15	10	42

Last FG - SIE 2nd-02:53, GT 2nd-00:01.
 Largest lead - SIE None, GT by 28 2nd-00:01.
 Score tied - 1 time.
 Lead changed - 0 times.

Official Basketball Box Score -- Game Totals -- Final Statistics
Northwestern vs Georgia Tech
11/29/11 7:17 p.m. at Philips Arena, Atlanta, Ga.

Northwestern 76 • 6-0

##	Player	f/c/g	Total			3-Ptr			Rebounds			PF	TP	A	TO	Blk	Stl	Min
			FG	FGA	FT	FTA	FG	FGA	FT	FTA	Off							
11	Hearn, Reggie	f	1-3	0-2	0-0	0	5	5	4	2	1	2	0	0	20			
24	Shurna, John	f	10-18	3-6	2-3	1	7	8	2	25	2	4	3	3	37			
12	Mirkovic, Luka	c	5-9	0-0	3-3	1	2	3	4	13	0	1	0	1	24			
01	Crawford, Drew	g	6-9	0-2	2-4	1	2	3	2	14	4	4	0	3	36			
03	Sobolewski, Dave	g	3-5	0-1	2-2	0	1	1	1	8	6	1	1	1	35			
02	Jimenez, Omar	g	1-1	0-0	0-0	1	0	1	0	2	0	0	0	0	2			
04	Marcotullio, Alex	g	3-6	1-2	0-0	0	3	3	2	7	1	0	0	2	24			
13	Montgomery, James	g	0-0	0-0	0-2	0	0	0	0	0	0	0	0	0	2			
14	Demps, Tre	g	0-1	0-0	0-0	0	1	1	0	0	0	0	0	0	2			
15	Fruendt, Nick	g	0-0	0-0	0-0	0	0	0	1	0	0	0	0	0	3			
30	Curetli, Davide	g	2-4	1-1	0-0	1	3	4	3	5	1	1	0	1	15			
	Team					3	0	3										
	Totals		31-56	5-14	9-14	8	24	32	19	76	15	13	4	11	200			

FG % 1st Half: 17-30 56.7% 2nd half: 14-26 53.8% Game: 31-56 55.4%
 3FG % 1st Half: 2-6 33.3% 2nd half: 3-8 37.5% Game: 5-14 35.7%
 FT % 1st Half: 8-10 80.0% 2nd half: 1-4 25.0% Game: 9-14 64.3%

Georgia Tech 60 • 4-3

##	Player	f/c/g	Total			3-Ptr			Rebounds			PF	TP	A	TO	Blk	Stl	Min
			FG	FGA	FT	FTA	FG	FGA	FT	FTA	Off							

Official Basketball Box Score -- Game Totals -- Final Statistics
Georgia Tech vs North Carolina
1/28/12 6:00 PM at Smith Center, Chapel Hill

Georgia Tech 81 • 8-13, 1-6 ACC

##	Player	Total			3-Ptr			Rebounds			PF	TP	A	TO	Blk	Stl	Min
		FG-FGA	FG-FGA	FT-FTA	Off	Def	Tot	Off	Def	Tot							
24	Holsey,Kammeon	f	4-5	0-0	0-0	2	2	4	4	8	1	0	0	2	20		
05	Miller,Daniel	c	2-7	0-0	1-1	1	4	5	3	5	0	1	1	0	30		
00	Udofia,Mfon	g	6-14	1-4	3-3	2	0	2	1	16	2	4	1	0	27		
14	Morris,Jason	g	5-11	3-5	2-2	0	2	2	2	15	0	3	1	1	25		
41	Rice,Glen	g	2-7	0-2	0-0	0	4	4	2	4	0	3	1	1	22		
01	Royal,Julian	f	4-9	1-2	0-0	4	2	6	2	9	0	2	1	1	24		
02	Jordan,Pierre	f	3-3	1-1	0-0	0	0	0	0	7	4	1	0	2	18		
04	Foreman,Nick	f	0-0	0-0	1-2	0	0	0	1	1	1	0	0	0	3		
23	Reed,Brandon	g	2-8	1-3	3-3	0	3	3	2	8	1	1	0	1	24		
33	Craig,Derek	g	2-3	2-3	0-0	0	0	0	0	6	0	0	0	0	2		
42	Hicks,Nate	f	1-1	0-0	0-0	0	1	1	0	2	0	0	0	0	5		
	Team					3	1	4									
	Totals		31-68	9-20	10-11	12	19	31	17	81	9	15	5	8	200		

FG % 1st Half: 14-37 37.8% 2nd half: 17-31 54.8% Game: 31-68 45.6% Deadball Rebounds 1.2
 3FG % 1st Half: 2-10 20.0% 2nd half: 7-10 70.0% Game: 9-20 45.0%
 FT % 1st Half: 2-2 100.0 2nd half: 8-9 88.9% Game: 10-11 90.9%

North Carolina 93 • 18-3, 5-1 ACC

##	Player	Total			3-Ptr			Rebounds			PF	TP	A	TO	Blk	Stl	Min
		FG-FGA	FG-FGA	FT-FTA	Off	Def	Tot	Off	Def	Tot							
31	Henson, John	f	4-10	0-0	5-8	0	6	6	1	13	3	1	4	1	31		
40	Barnes, Harrison	f	8-14	3-3	4-6	0	3	3	0	23	1	1	0	1	30		
44	Zeller, Tyler	f	7-9	0-0	3-6	0	3	3	4	17	1	2	2	2	23		
05	Marshall, Kendall	g	2-3	1-2	2-2	0	3	3	1	7	12	1	0	3	31		
35	Bullock, Reggie	q	4-7	3-6	0-0	2	2	4	0	11	1	1	1	0	30		
11	White, Stilian	f	1-1	1-1	0-0	0	0	0	0	3	1	0	0	1	6		
14	Hubert, Desmond	f	1-2	0-0	0-0	1	0	1	2	2	1	0	0	0	4		
15	Hairston, P.J.	f	2-6	2-4	2-2	1	1	2	0	8	2	1	1	2	17		
21	Simmons, Jackson	f	0-0	0-0	0-0	0	0	0	0	0	0	0	0	0	1		
22	Dupont, David	f	0-0	0-0	0-0	0	0	0	0	0	0	0	0	0	1		
24	Watts, Justin	f	0-0	0-0	0-0	1	1	2	1	0	0	0	0	0	7		
30	Crouch, Patrick	f	0-0	0-0	0-0	0	0	0	0	0	0	0	0	0	1		
34	Cooper, Stewart	f	0-0	0-0	0-0	0	0	0	0	0	0	1	0	0	1		
43	McAdoo, James Michae	f	4-9	0-0	1-1	1	5	6	2	9	0	2	0	0	17		
	Team					4	1	5	1								
	Totals		33-61	10-16	17-25	10	25	35	12	93	22	10	8	10	200		

FG % 1st Half: 18-30 60.0% 2nd half: 15-31 48.4% Game: 33-61 54.1% Deadball Rebounds 5
 3FG % 1st Half: 8-12 66.7% 2nd half: 2-4 50.0% Game: 10-16 62.5%
 FT % 1st Half: 8-12 66.7% 2nd half: 9-13 69.2% Game: 17-25 68.0%

Officials: Jamie Luckie, Roger Ayers, Ray Perone
 Technical fouls: Georgia Tech-None. North Carolina-TEAM.
 Attendance: 21017

Score by periods	1st	2nd	Total
Georgia Tech	32	49	81
North Carolina	52	41	93

Points	In	Off	2nd	Fast	Bench
Georgia Tech	36	4	14	2	33
North Carolina	52	18	14	8	22

Last FG - GT 2nd-00:09, NC 2nd-01:07.
 Largest lead - GT None, NC by 24 2nd-14:36.

Score tied - 0 times.
 Lead changed - 0 times.

Official Basketball Box Score -- Game Totals -- Final Statistics
Georgia Tech vs Florida State
2/1/12 7:00 pm at the Tucker Center - Tallahassee, Florida

Georgia Tech 54 • 8-14, 1-7 ACC

##	Player	Total			3-Ptr			Rebounds			PF	TP	A	TO	Blk	Stl	Min
		FG-FGA	FG-FGA	FT-FTA	Off	Def	Tot	Off	Def	Tot							
24	Holsey,Kammeon	f	1-3	0-0	1-2	0	1	1	4	3	0	4	0	0	2	23	
05	Miller,Daniel	c	4-7	0-0	2-2	1	8	9	3	10	1	2	2	2	31		
00	Udofia,Mfon	g	3-10	1-3	2-4	2	6	8	1	9	2	5	0	2	36		
14	Morris,Jason	g	2-5	1-3	1-2	0	3	3	2	6	3	5	2	0	31		
23	Reed,Brandon	g	5-10	4-8	4-4	0	1	1	2	18	2	3	0	0	34		
01	Royal,Julian	f	3-4	2-3	0-0	0	1	1	2	8	0	1	0	1	25		
02	Jordan,Pierre	f	0-1	0-0	0-0	0	3	3	2	0	1	2	0	0	11		
04	Foreman,Nick	f	0-2	0-1	0-0	0	1	1	4	0	1	2	0	0	7		
42	Hicks,Nate	f	0-0	0-0	0-0	0	0	0	0	0	0	0	0	1	2		
	Team					0	0	0									
	Totals		18-42	8-18	10-14	3	24	27	20	54	10	24	4	8	200		

FG % 1st Half: 7-20 35.0% 2nd half: 11-22 50.0% Game: 18-42 42.9% Deadball Rebounds 1.1
 3FG % 1st Half: 2-8 25.0% 2nd half: 6-10 60.0% Game: 8-18 44.4%
 FT % 1st Half: 9-12 75.0% 2nd half: 1-2 50.0% Game: 10-14 71.4%

Florida State 68 • 15-6, 6-1 ACC

##	Player	Total			3-Ptr			Rebounds			PF	TP	A	TO	Blk	Stl	Min
		FG-FGA	FG-FGA	FT-FTA	Off	Def	Tot	Off	Def	Tot							
01	Gibson, Xavier	f	1-3	0-0	1-4	0	2	2	3	3	0	3	1	0	20		
05	James, Bernard	f	5-6	0-0	3-6	1	7	8	1	13	1	1	1	2	32		
03	Loucks, Luke	g	3-6	1-1	2-2	0	4	4	2	9	7	3	0	1	26		
04	Dulkys, Deividias	g	2-8	1-5	2-2	1	2	3	1	7	1	1	0	2	27		
21	Snaer, Michael	g	7-10	5-7	2-2	1	0	1	2	21	3	3	0	5	33		
10	White, Okaro	g	4-5	1-1	2-3	0	2	2	4	11	2	0	0	2	18		
12	Peterson, Jeff	f	1-1	0-0	0-0	0	0	0	0	2	0	2	0	1	14		
24	Space, Antwan	f	0-0	0-0	0-0	0	0	0	0	0	0	0	0	0	2		
30	Miller, Ian	f	0-8	0-3	0-1	0	3	3	1	0	0	1	0	1	17		
31	Whisnant, Terry	f	0-0	0-0	0-0	0	0	0	0	0	0	0	0	0	3		
50	Kreft, Jon	f	1-2	0-0	0-0	0	0	0	3	2	1	1	0	0	8		
	Team					2	3	5									
	Totals		24-49	8-17	12-20	5	23	28	17	68	15	15	2	14	200		

FG % 1st Half: 8-23 34.8% 2nd half: 16-26 61.5% Game: 24-49 49.0% Deadball Rebounds 3.1
 3FG % 1st Half: 2-7 28.6% 2nd half: 6-10 60.0% Game: 8-17 47.1%
 FT % 1st Half: 6-10 60.0% 2nd half: 6-10 60.0% Game: 12-20 60.0%

Officials: Les Jones, Ray Natili, Joe Lindsay
 Technical fouls: Georgia Tech-None. Florida State-None.
 Attendance: 9756

Score by periods	1st	2nd	Total
Georgia Tech	25	29	54
Florida State	24	44	68

Points	In	Off	2nd	Fast	Bench
Georgia Tech	12	13	4	2	8
Florida State	22	25	6	7	15

Last FG - GT 2nd-00:00, FS 2nd-00:12.
 Largest lead - GT by 3 1st-02:45, FS by 17 2nd-00:12.

Score tied - 1 time.
 Lead changed - 4 times.

Official Basketball Box Score -- Game Totals -- Final Statistics
Boston College vs Georgia Tech
2/4/12 1:05 p.m. at Philips Arena, Atlanta, Ga.

Boston College 47 • 7-16, 2-7 ACC

##	Player	Total			3-Ptr			Rebounds			PF	TP	A	TO	Blk	Stl	Min
		FG-FGA	FG-FGA	FT-FTA	Off	Def	Tot	Off	Def	Tot							
12	Anderson, Ryan	f	2-10	1-4	0-0	3	8	11	1	5	0	1	0	0	35		
24	Clifford, Dennis	c	3-6	0-0	1-2	0	1	1	4	7	0	3	1	1	18		
10	Daniels, Jordan	g	2-8	1-7	0-0	1	2	3	2	5	2	2	0	3	26		
14	Humphrey, Matt	g	6-10	3-6	0-0	1	3	4	2	15	3	3	1	1	36		
20	Jackson, Lonnie	g	2-8	2-7	4-4	0	1	1	2	10	2	2	0	0	29		
01	Moton, Gabe	f	0-2	0-1	0-0	0	0	0	1	0	1	2	1	0	17		
04	Odio, Eddie	f	0-0	0-0	0-0	0	0	0	0	0	0	0	0	0	1		
05	Caudill, KC	f	1-1	0-0	0-0	0	1	1	2	2	1	1	0	0	17		
22	Cahill, John	f	0-0	0-0	0-0	1	3	4	1	0	1	0	0	0	12		
31	Rubin, Danny	f	1-4	1-2	0-0	0	1	1	0	3	0	0	0	0	9		
	Team					1	3	4									
	Totals		17-49	8-27	5-6	7	23	30	15	47	10	14	3	5	200		

FG % 1st Half: 7-23 30.4% 2nd half: 10-26 38.5% Game: 17-49 34.7% Deadball Rebounds 4
 3FG % 1st Half: 3-12 25.0% 2nd half: 5-15 33.3% Game: 8-27 29.6%
 FT % 1st Half: 2-2 100.0 2nd half: 3-4 75.0% Game: 5-6 83.3%

Georgia Tech 51 • 9-14, 2-7 ACC

##	Player	Total			3-Ptr			Rebounds			PF	TP	A	TO	Blk	Stl	Min
		FG-FGA	FG-FGA	FT-FTA	Off	Def	Tot	Off	Def	Tot							
24	Holsey,Kammeon	f	5-7	0-0	0-0	1	1	2	4	10	1	2	0	1	24		
05	Miller,Daniel	c	4-6	0-0	2-2	1	4	5	1	10	1	1	2	1	30		
00	Udofia,Mfon	g	0-7	0-3	0-0	0	3	3	1	0	6	0	0	1	36		
14	Morris,Jason	g	0-1	0-1	0-0	0	1	1	0	0	0	1	0	0	7		
23	Reed,Brandon	g	3-6	1-4	2-2	0	3	3	2	9	1	1	0	2	30		
01	Royal,Julian	f	2-8	0-2	1-2	1	1	2	1	5	1	1	0	0	20		
02	Jordan,Pierre	f	2-4	0-1	0-0	0	2	2	0	4	0	0	0	1	14		
04	Foreman,Nick	f	0-0	0-0	2-2	0	1	1	1	2	0	1	0	1	6		

Official Basketball Box Score -- Game Totals -- Final Statistics
Georgia Tech vs Wake Forest
2/15/12 7:30 p.m. at Winston-Salem, N.C. - Joel Coliseum

Georgia Tech 50 • 9-16, 2-9 ACC

##	Player	Total			3-Ptr			Rebounds			PF	TP	A	TO	Blk	Stl	Min
		FG-FGA	FG-FGA	FT-FTA	Off	Def	Tot	Off	Def	Tot							
24	Holsey,Kammeon	f	2-8	0-0	2-5	1	1	2	2	6	2	1	1	1	1	27	
05	Miller,Daniel	c	5-8	0-0	1-1	4	3	7	1	11	2	2	5	2	34		
00	Udofia,Mfon	g	3-8	2-4	0-0	0	5	5	3	11	3	2	0	1	34		
23	Reed,Brandon	g	4-10	3-8	0-0	1	2	3	1	8	3	2	0	0	29		
41	Rice,Glen	g	4-9	2-4	2-3	3	6	9	2	12	1	4	2	0	33		
01	Royal,Julian	g	0-2	0-0	0-1	2	2	4	3	0	0	2	0	0	18		
02	Jordan,Pierre	g	0-1	0-0	0-0	0	1	1	1	0	1	0	0	0	10		
04	Foreman,Nick	g	0-0	0-0	0-0	0	0	0	0	0	0	0	0	0	1		
14	Morris,Jason	g	1-5	0-2	0-0	1	0	1	4	2	0	1	0	0	14		
	Team					0	0	0									
	Totals		19-51	7-18	5-10	12	20	32	17	50	12	14	8	4	200		

FG % 1st Half: 6-24 25.0% 2nd half: 13-27 48.1% Game: 19-51 37.3%
 3FG % 1st Half: 3-9 33.3% 2nd half: 4-9 44.4% Game: 7-18 38.9%
 FT % 1st Half: 2-4 50.0% 2nd half: 3-6 50.0% Game: 5-10 50.0%

Wake Forest 59 • 12-14, 3-9 ACC

##	Player	Total			3-Ptr			Rebounds			PF	TP	A	TO	Blk	Stl	Min
		FG-FGA	FG-FGA	FT-FTA	Off	Def	Tot	Off	Def	Tot							
25	Mescheriakov,Nikita	f	5-12	1-6	0-0	4	1	5	4	11	0	0	0	1	27		
30	McKie,Travis	f	6-13	2-2	9-10	5	6	11	3	23	1	1	1	0	37		
01	Chennaault,Tony	g	3-9	0-1	6-6	4	4	8	0	12	1	3	0	3	35		
10	Fischer,Chase	g	1-9	1-8	0-0	0	1	1	0	3	2	1	0	0	30		
11	Harris,C.J.	g	2-8	0-3	4-4	0	4	4	1	8	6	3	0	0	39		
02	Fields,Anthony	g	0-0	0-0	0-0	0	0	0	0	0	0	1	0	0	2		
33	Desrosiers,Carson	g	0-1	0-0	0-0	0	5	5	1	0	0	0	0	0	14		
40	Walker,Ty	g	1-3	0-0	0-0	1	1	2	0	2	0	0	4	2	16		
	Team					4	2	6									
	Totals		18-55	4-20	19-20	18	24	42	9	59	10	11	5	6	200		

FG % 1st Half: 9-32 28.1% 2nd half: 9-23 39.1% Game: 18-55 32.7%
 3FG % 1st Half: 1-11 9.1% 2nd half: 3-9 33.3% Game: 4-20 20.0%
 FT % 1st Half: 5-6 83.3% 2nd half: 14-14 100.0% Game: 19-20 95.0%

Officials: James Luckie, Mike Eades, Sean Corbin
 Technical fouls: Georgia Tech-None. Wake Forest-None.
 Attendance: 7634

Score by periods	1st	2nd	Total
Georgia Tech	17	33	50
Wake Forest	24	35	59

Points	In Paint	Off T/O	2nd Chance	Fast Break	Bench
Georgia Tech	20	13	11	2	2
Wake Forest	24	17	17	8	2

Last FG - GT 2nd-00:16, WF 2nd-00:01.
 Largest lead - GT by 4 2nd-08:51, WF by 9 2nd-00:01.

Score tied - 4 times.
 Lead changed - 7 times.

Official Basketball Box Score -- Game Totals -- Final Statistics
Georgia Tech vs Virginia Tech
2/18/12 3:00 PM at Cassell Coliseum, Blacksburg, Va.

Georgia Tech 73 • 9-17, 2-10

##	Player	Total			3-Ptr			Rebounds			PF	TP	A	TO	Blk	Stl	Min
		FG-FGA	FG-FGA	FT-FTA	Off	Def	Tot	Off	Def	Tot							
24	Holsey,Kammeon	f	6-10	0-0	6-6	2	3	5	1	18	2	4	0	0	38		
05	Miller,Daniel	c	5-7	0-0	1-1	1	8	9	1	11	2	2	1	0	37		
00	Udofia,Mfon	g	6-8	3-3	0-0	0	2	2	15	2	3	0	0	42			
14	Morris,Jason	g	4-10	0-3	2-2	1	4	5	2	10	4	3	0	0	33		
23	Reed,Brandon	g	4-9	2-5	0-0	0	4	4	2	10	2	2	0	2	39		
01	Royal,Julian	g	2-3	1-1	0-0	0	2	2	5	1	0	0	0	0	15		
02	Jordan,Pierre	g	1-1	1-1	1-2	0	0	0	1	4	0	0	0	0	9		
04	Foreman,Nick	g	0-0	0-0	0-0	1	2	3	0	3	0	1	0	0	12		
	Team					1	1	2									
	Totals		28-48	7-13	10-11	6	26	32	14	73	14	14	1	2	225		

FG % 1st Half: 13-24 54.2% 2nd half: 12-18 66.7% Game: 28-48 58.3%
 3FG % 1st Half: 3-4 75.0% 2nd half: 4-8 50.0% Game: 7-13 53.8%
 FT % 1st Half: 2-2 100.0% 2nd half: 6-7 85.7% Game: 10-11 90.9%

Virginia Tech 74 • 15-12, 4-8

##	Player	Total			3-Ptr			Rebounds			PF	TP	A	TO	Blk	Stl	Min
		FG-FGA	FG-FGA	FT-FTA	Off	Def	Tot	Off	Def	Tot							
04	Cadarian Raines	f	4-8	0-0	5-8	2	0	2	1	13	2	1	1	2	37		
15	Dorian Finney-Smith	f	2-5	2-3	0-0	1	1	2	2	6	0	0	1	0	20		
05	Dorenzo Hudson	g	2-3	1-1	0-0	1	0	1	1	5	2	1	0	0	23		
11	Erick Green	g	5-13	2-4	2-2	0	3	3	0	14	4	1	0	0	43		
31	Jarell Eddie	g	2-6	2-4	6-6	0	1	1	4	12	4	0	0	2	33		
01	Robert Brown	g	4-8	2-5	0-0	0	2	2	1	10	1	1	0	0	28		
21	Marquis Rankin	g	2-4	2-3	0-0	0	0	0	1	6	1	0	0	2	21		
42	C.J. Barksdale	g	3-5	0-0	2-3	0	4	4	2	8	0	1	0	1	20		
	Team					0	3	3									
	Totals		24-52	11-20	15-19	4	14	18	12	74	14	5	2	7	225		

FG % 1st Half: 10-22 45.5% 2nd half: 12-24 50.0% Game: 24-52 46.2%
 3FG % 1st Half: 4-10 40.0% 2nd half: 5-6 83.3% Game: 11-20 55.0%
 FT % 1st Half: 4-4 100.0% 2nd half: 8-11 72.7% Game: 15-19 78.9%

Officials: Roger Ayers, Tim Nestor, William Humes
 Technical fouls: Georgia Tech-None. Virginia Tech-None.
 Attendance: 9847

Score by periods	1st	2nd	OT	Total
Georgia Tech	31	34	8	73
Virginia Tech	28	37	9	74

Points	In Paint	Off T/O	2nd Chance	Fast Break	Bench
Georgia Tech	36	9	6	4	9
Virginia Tech	18	9	2	5	24

Last FG - GT 0T-00:05, VT 0T-00:00.
 Largest lead - GT by 6 2nd-17:51, VT by 6 2nd-04:59.

Score tied - 10 times.
 Lead changed - 9 times.

Official Basketball Box Score -- Game Totals -- Final Statistics
Clemson vs Georgia Tech
2/21/12 7:07 pm at Philips Arena, Atlanta, Ga.

Clemson 56 • 14-13, 6-7 ACC

##	Player	Total			3-Ptr			Rebounds			PF	TP	A	TO	Blk	Stl	Min
		FG-FGA	FG-FGA	FT-FTA	Off	Def	Tot	Off	Def	Tot							
21	Narcisse, Bryan	f	0-1	0-1	0-0	0	1	1	2	0	0	1	0	0	14		
24	Jennings, Milton	f	6-11	2-5	1-3	4	1	5	4	15	0	1	1	2	24		
31	Booker, Devin	c	3-9	0-0	2-2	2	4	6	3	8	1	0	0	3	31		
05	Smith, Tanner	g	4-7	0-3	0-0	0	6	6	1	8	6	3	0	3	33		
11	Young, Andre	g	4-9	1-4	0-0	0	1	1	1	9	4	2	0	0	31		
01	Sapp, T.J.	g	0-0	0-0	0-0	0	0	0	0	0	0	0	0	0	2		
02	Fields, Carson	g	0-0	0-0	0-0	0	0	0	0	0	0	0	0	0	1		
04	Hall, Rod	g	1-4	0-0	1-1	1	2	3	0	3	0	3	0	0	18		
10	Baclu, Catalin	g	0-2	0-0	0-0	0	1	1	2	0	0	1	0	0	11		
15	Coleman, Devin	g	0-1	0-0	0-0	0	2	2	0	0	0	0	0	0	14		
22	Sullivan, Bernard	g	1-2	0-0	1-1	0	0	0	2	3	0	1	0	0	8		
32	McDaniels, K.J.	g	4-5	0-0	2-2	2	0	2	0	10	0	1	0	0	13		
	Team					1	3	4									
	Totals		23-51	3-13	7-9	10	21	31	15	56	11	13	1	8	200		

FG % 1st Half: 11-27 40.7% 2nd half: 12-24 50.0% Game: 23-51 45.1%
 3FG % 1st Half: 3-8 37.5% 2nd half: 0-5 0.0% Game: 3-13 23.1%
 FT % 1st Half: 2-2 100.0% 2nd half: 5-7 71.4% Game: 7-9 77.8%

Georgia Tech 37 • 9-18, 2-11 ACC

##	Player	Total			3-Ptr			Rebounds			PF	TP	A	TO	Blk	Stl	Min
		FG-FGA	FG-FGA	FT-FTA	Off	Def	Tot	Off	Def	Tot							
14	Morris,Jason	f	0-5	0-2	0-2	0	2	2	1	0	0	4	0	1	17		
24	Holsey,Kammeon	f	5-5	0-0	2-5	4	4	8	2	12	0	4	0	1	27		
05	Miller,Daniel	c	2-6	0-0	1-2	3	4	7	1	5	0	1	2	0	30		
00	Udofia,Mfon	g	0-4	0-1	0-0	0	1	1	4	0	3	4	0	1	25		
23	Reed,Brandon	g	4-9	3-5	0-0	0	3	3	0	11	0	2	0	1	30		
01	Royal,Julian	g	4-8	0-3	1-2	4	0										

Official Basketball Box Score -- Game Totals -- Final Statistics
Georgia Tech vs Boston College
 2/29/12 7 p.m. at Silvio O. Conte Forum, Chestnut Hill, MA

Georgia Tech 52 • 10-19; 3-12 ACC

##	Player	Total			3-Ptr			Rebounds			PF	TP	A	TO	Blk	Stl	Min
		FG-FGA	FG-FGA	FT-FTA	Off	Def	Tot	Off	Def	Tot							
24	Holsey,Kammeon	f	6-9	0-0	0-0	5	2	7	2	12	0	0	1	1	27		
05	Miller,Daniel	c	6-14	0-0	1-1	4	3	7	2	13	0	1	1	1	34		
00	Udofia,Mfon	g	3-12	1-4	0-0	1	3	4	3	7	5	3	0	0	38		
14	Morris,Jason	g	3-12	0-5	1-3	2	5	7	3	7	3	0	0	1	26		
23	Reed,Brandon	g	1-6	0-4	0-0	0	5	5	2	2	2	3	0	1	28		
01	Royal,Julian	g	2-4	1-2	0-0	0	0	0	0	5	0	1	0	0	17		
02	Jordan,Pierre	g	0-1	0-0	0-0	0	0	0	0	0	0	0	0	0	12		
04	Foreman,Nick	g	2-3	2-3	0-0	0	2	2	2	6	0	0	0	0	18		
	Team					1	1	2									
	Totals		23-61	4-18	2-4	13	21	34	14	52	10	8	2	4	200		

FG % 1st Half: 10-27 37.0% 2nd half: 13-34 38.2% Game: 23-61 37.7% Deadball Rebounds: 0,1
 3FG % 1st Half: 1-7 14.3% 2nd half: 3-11 27.3% Game: 4-18 22.2%
 FT % 1st Half: 1-2 50.0% 2nd half: 1-2 50.0% Game: 2-4 50.0%

Boston College 56 • 9-20; 4-11 ACC

##	Player	Total			3-Ptr			Rebounds			PF	TP	A	TO	Blk	Stl	Min
		FG-FGA	FG-FGA	FT-FTA	Off	Def	Tot	Off	Def	Tot							
24	Clifford, Dennis	c	4-9	0-1	1-2	2	4	6	2	9	1	4	0	0	34		
10	Daniels, Jordan	g	3-7	3-5	0-0	0	3	3	3	9	3	2	0	1	35		
14	Humphrey, Matt	g	4-11	3-8	2-3	0	3	3	0	13	3	2	0	1	37		
20	Jackson, Lonnie	g	2-6	2-5	2-2	2	2	4	2	8	2	1	0	2	36		
25	Rehnquist, Peter	g	0-1	0-0	0-0	0	0	0	0	0	0	0	0	0	2		
01	Moton, Gabe	g	1-1	1-1	0-0	0	0	0	0	3	0	0	0	0	5		
05	Caudill, KC	g	0-0	0-0	0-0	0	0	0	2	0	1	0	0	0	4		
12	Anderson, Ryan	g	4-7	0-2	2-4	1	8	9	0	10	4	0	1	0	37		
22	Cahill, John	g	1-3	1-2	1-1	0	0	0	1	4	0	0	1	0	10		
	Team					1	3	4									
	Totals		19-45	10-24	8-12	6	23	29	10	56	13	10	2	4	200		

FG % 1st Half: 12-24 50.0% 2nd half: 7-21 33.3% Game: 19-45 42.2% Deadball Rebounds: 2,4
 3FG % 1st Half: 5-11 45.5% 2nd half: 5-13 38.5% Game: 10-24 41.7%
 FT % 1st Half: 4-6 66.7% 2nd half: 4-6 66.7% Game: 8-12 66.7%

Officials: Karl Hess, Bryan Kersey, Ray Natili
 Technical fouls: Georgia Tech-None. Boston College-None.
 Attendance: 4474

Score by periods	1st	2nd	Total
Georgia Tech	22	30	52
Boston College	33	23	56

Points	In	Off	2nd	Fast	Bench
GT	34	10	17	7	11
BC	14	10	9	0	17

Last FG - GT 2nd-02:21, BC 2nd-05:08.
 Largest lead - GT by 5 1st-14:31, BC by 17 2nd-11:05.

Score tied - 4 times.
 Lead changed - 4 times.

Official Basketball Box Score -- Game Totals -- Final Statistics
Wake Forest vs Georgia Tech
 3/3/12 12:07 pm at Phillips Arena, Atlanta, Ga.

Wake Forest 62 • 13-17, 4-12 ACC

##	Player	Total			3-Ptr			Rebounds			PF	TP	A	TO	Blk	Stl	Min
		FG-FGA	FG-FGA	FT-FTA	Off	Def	Tot	Off	Def	Tot							
25	Mescheriakov,Nikita	f	5-8	0-1	2-2	1	4	5	5	12	7	3	0	1	33		
30	McKie,Travis	f	5-11	1-3	5-8	1	3	4	1	16	1	0	0	0	37		
33	Desrosiers,Carson	c	3-3	1-1	2-2	0	1	1	5	9	1	1	4	0	28		
01	Chennault,Tony	g	2-6	1-3	0-0	1	4	5	2	5	1	2	0	0	36		
11	Harris,C.J.	g	4-9	3-6	6-6	0	3	3	2	17	1	4	0	0	38		
02	Fields,Anthony	g	0-0	0-0	0-0	0	0	0	0	0	0	0	0	0	0+		
04	Green,Daniel	g	0-1	0-0	0-0	0	2	2	0	0	0	0	0	0	7		
10	Fischer,Chase	g	0-4	0-3	0-0	0	3	3	1	0	2	0	0	0	21		
41	Godwin,Brooks	g	0-0	0-0	0-0	0	0	0	0	0	0	0	0	0	0+		
43	Ingles,Aaron	g	0-0	0-0	0-0	0	0	0	0	0	0	0	0	0	0+		
45	Keenan,Ryan	g	1-1	1-1	0-0	0	0	0	0	3	0	0	0	0	0+		
	Team					1	3	4									
	Totals		20-43	7-18	15-18	4	23	27	16	62	13	10	4	1	200		

FG % 1st Half: 10-24 41.7% 2nd half: 10-19 52.6% Game: 20-43 46.5% Deadball Rebounds: 3,1
 3FG % 1st Half: 2-7 28.6% 2nd half: 5-11 45.5% Game: 7-18 38.9%
 FT % 1st Half: 6-7 85.7% 2nd half: 9-11 81.8% Game: 15-18 83.3%

Georgia Tech 69 • 11-19, 4-12 ACC

##	Player	Total			3-Ptr			Rebounds			PF	TP	A	TO	Blk	Stl	Min
		FG-FGA	FG-FGA	FT-FTA	Off	Def	Tot	Off	Def	Tot							
24	Holsey,Kammeon	f	4-9	0-0	1-4	4	3	7	2	9	2	0	0	1	36		
05	Miller,Daniel	c	5-6	0-0	1-2	1	4	5	2	11	1	2	0	1	23		
00	Udofia,Mfon	g	4-7	3-5	4-6	0	1	1	1	15	5	1	0	1	35		
04	Foreman,Nick	g	1-4	1-4	0-0	0	0	0	4	3	1	1	0	0	16		
33	Craig,Derek	g	2-4	1-3	0-0	0	0	0	0	5	2	0	0	1	13		
01	Royal,Julian	g	1-4	1-2	0-0	1	2	3	0	3	2	0	1	0	14		
02	Jordan,Pierre	g	0-1	0-1	0-0	0	1	1	2	0	0	0	0	1	11		
11	Peek,Aaron	g	0-0	0-0	0-0	0	0	0	0	0	0	0	0	0	0+		
13	Moore,McPherson	g	0-0	0-0	0-0	0	0	0	1	0	0	1	0	0	0+		
14	Morris,Jason	g	8-16	5-7	1-1	2	3	5	3	22	3	1	0	0	31		
23	Reed,Brandon	g	0-6	0-4	1-2	2	3	5	0	1	2	0	1	0	18		
42	Hicks,Nate	g	0-0	0-0	0-0	0	1	1	0	0	0	0	0	0	3		
	Team					1	1	2									
	Totals		25-57	11-26	8-15	11	19	30	15	69	18	6	2	5	200		

FG % 1st Half: 11-28 39.3% 2nd half: 14-29 48.3% Game: 25-57 43.9% Deadball Rebounds: 4
 3FG % 1st Half: 8-17 47.1% 2nd half: 3-9 33.3% Game: 11-26 42.3%
 FT % 1st Half: 2-4 50.0% 2nd half: 6-11 54.5% Game: 8-15 53.3%

Officials: Ted Valentine, Bernard Clinton, Jerry Heater
 Technical fouls: Wake Forest-None. Georgia Tech-None.
 Attendance: 6157

Score by periods	1st	2nd	Total
Wake Forest	28	34	62
Georgia Tech	32	37	69

Points	In	Off	2nd	Fast	Bench
WF	22	6	2	6	3
GT	24	17	14	2	26

Last FG - WF 2nd-00:04, GT 2nd-00:55.
 Largest lead - WF by 5 2nd-17:11, GT by 12 2nd-00:27.

Score tied - 6 times.
 Lead changed - 8 times.