



MIAMI BASKETBALL

THE BASICS

Date/Time: Saturday, Dec. 1, 2018/7:30 p.m.
Location: Miami, Fla./AmericanAirlines Arena (21,000)
Television: None; **Online:** ESPN3
PxP: Dave Lamont, Color: Dalen Cuff
Radio: WAXY 790-AM (PxP: Joe Zagacki)
Satellite Radio: XM 380, XM Internet 969
Series vs. Yale: Miami leads, 4-2
 Home: 2-2 | Road: 0-0 | Neutral: 2-0

2018-19 SCHEDULE/RESULTS

OPPONENT	TV	TIME/SCORE
OCTOBER		
30 BARRY (EXHIBITION)	ACCNE	W, 91-61
NOVEMBER (5-2)		
9 LEHIGH	ACCNE	W, 83-62
13 STEPHEN F. AUSTIN	ESPNU	W, 96-58
17 BETHUNE-COOKMAN	ACCNE	W, 78-70
22 vs. La Salle ¹	ESPNU	W, 85-49
23 vs. Fresno State ¹	ESPN2	W, 78-76
25 vs. Seton Hall ¹	ESPN2	L, 81-83
28 RUTGERS²	ESPNU	L, 54-57
DECEMBER (0-0)		
1 vs. Yale ³	ESPN3	7:30 p.m.
4 at Penn	ESPN+	7 p.m.
19 HOUSTON BAPTIST	ACCNE	7 p.m.
22 FLORIDA ATLANTIC	ACCNE	2 p.m.
29 CAMPBELL	RSN	4 p.m.
JANUARY		
3 NC STATE	ESPN/U	7 p.m.
6 at Louisville	ESPNU	6 p.m.
9 at Florida State	RSN	9 p.m.
12 WAKE FOREST	RSN	2 p.m.
19 NORTH CAROLINA	ESPN/2	Noon
24 at Syracuse	Raycom	8 p.m.
27 FLORIDA STATE	ESPNU	6 p.m.
30 VIRGINIA TECH	ESPN2/U	7 p.m.
FEBRUARY		
2 at Virginia	Raycom	2 p.m.
6 NOTRE DAME	ESPN2/U	7 p.m.
9 at North Carolina	Raycom	Noon
13 CLEMSON	ESPN2/U	7 p.m.
17 at Boston College	ESPNU	6 p.m.
23 GEORGIA TECH	RSN	2 p.m.
26 at Wake Forest	RSN	7 p.m.
MARCH		
2 at Duke	CBS	4 p.m.
5 PITTSBURGH	Raycom	8 p.m.
8 at Virginia Tech	ESPN2	7 p.m.
12-16 ACC Tournament ⁴	ESPN/Raycom	

BOLD CAPS denotes home games at Watsco Center, Coral Gables, Fla.

[###] denotes Miami's AP/USA TODAY ranking

* ACC game

¹ Wooden Legacy, Fullerton, Calif.; ² ACC/Big Ten Challenge

³ Hoophall Miami Invitational, AmericanAirlines Arena (Miami, Fla.)

⁴ Spectrum Center, Charlotte, N.C.

All times Eastern and subject to change

ATHLETICS COMMUNICATIONS

Assistant AD for Communications & Content:

Andy Fledderjohann (MBB Contact)

Email: afledderjohann@miami.edu

Cell Phone: 434-906-0075

Twitter/Instagram/Facebook: @CanesHoops

GAME 8 • DEC. 1, 2018 • 7:30 P.M. • MIAMI, FLA.



MIAMI HURRICANES (5-2)

Head Coach: Jim Larrañaga (Providence, '71)

Record at UM: 166-81 (8th season), **Career Record:** 636-415 (35th season)

VS



YALE BULLDOGS (2-2)

Head Coach: James Jones (Albany, '86)

Record at YU: 290-266 (20th season), **Career Record:** 290-266 (20th season)

THINGS TO KNOW

- Miami is playing its fifth game in a stretch of six games in 13 days prior to its break for final exams.
- Miami is averaging 79.3 ppg this season, while Yale stands at 87.8 ppg.
- Miami is the only ACC team with five players averaging in double-figure scoring.
- Opponents are shooting 27.9 percent from 3-point range (second lowest in ACC).
- Ebuka Izundu has scored 10 or more points in all but one game and ranks fourth in the ACC in rebounding at 9.0 per game.
- Chris Lykes is seventh in the ACC in scoring (17.7).
- Zach Johnson averaged 18.0 ppg at the Wooden Legacy and was named to the all-tournament team.
- Junior forward Dewan Hernandez has been withheld from competition thus far as the University and NCAA review his eligibility.

MIAMI-YALE SERIES

Miami leads the series with Yale, 4-2, although the programs have not met since Dec. 29, 1986.

In the last matchup, also on a neutral floor, Miami scored a 78-75 overtime win in the Palm Beach Hurricane Classic.

This is Jim Larrañaga's first-ever game against Yale as a head coach.

IVY MATCHUPS

Miami plays back-to-back games against Ivy League schools with matchups against Yale on Saturday and Penn on Tuesday.

UM is 21-9 all-time against Ivy League programs.

This is the first time Miami has played consecutive games against Ivy League schools since 1967 when the Canes played Brown (Dec. 19) and Dartmouth (Dec. 27).

CANES IN HOOPHALL INVITATIONAL

Miami is competing in the Hoophall Miami Invitational for the third straight season.

UM has won its previous two contests in the Hoophall Miami Invitational. The Canes topped Wofford, 74-57, on Dec. 3, 2016, and Princeton, 80-52, on Dec. 2, 2017.

CANES AT THE TRIPLE-A

Miami owns a 4-2 record at AmericanAirlines Arena, which opened in 1999.

After playing four games in the arena from 2001-04, Miami returned each of the last two years for the Hoophall Miami Invitational.

HITTING THE ROAD

Under Jim Larrañaga, Miami is 76-55 (.580) away from home, including 28-19 in neutral-site contests.

UM is 2-1 away from home this season.

Miami was 11-7 (8-4 road/3-2 neutral) away from home last season. UM was at or above .500 away from home in five of Larrañaga's first seven years at the helm.

PLAYING SHORT-HANDED

With Dewan Hernandez unavailable, Miami has primarily played with a rotation of seven (and sometimes eight) players for the first seven games.

Four players: Chris Lykes (33.7), Anthony Lawrence (33.4), DJ Vasiljevic (32.3) and Zach Johnson (30.6) are averaging 30-plus minutes per game.

The eighth player in the mix, Anthony Mack, was unavailable Wednesday because of illness.

PROJECTED STARTING LINEUP

Pos. No.	Name	Yr.	Ht.	Wt.	PPG	RPG	APG	Of Note
G 0	Chris Lykes	So.	5-7	157	17.7	3.0	3.4	Seventh in ACC in scoring this season
G 1	Dejan (DJ) Vasiljevic	Jr.	6-3	184	13.0	4.6	1.9	Tied for ACC lead in 3-pointers made this season
G 3	Anthony Lawrence II	Sr.	6-7	207	13.7	6.3	2.6	Scored 17 points in WL championship game
G 5	Zach Johnson	R-Sr.	6-2	192	13.6	2.7	2.7	Averaged team-high 18.0 ppg at Wooden Legacy
C 15	Ebuka Izundu	Sr.	6-10	232	11.4	9.0	2.1*	Double-double Wednesday vs. Rutgers

RESERVES

G 2	Willie Herenton	So.	6-1	178	1.7	0.0	0.0	Five points off bench against La Salle
G 10	Dominic Proctor	So.	6-6	180	0.0	0.0	0.0	Joined team as walk-on for 2018-19 season
G 13	Anthony Mack	R-Fr.	6-6	214	1.7	0.0	0.0	Scored five pts in 15 mins Thursday vs. La Salle
F 20	Dewan Hernandez	Jr.	6-11	235	-	-	-	Team's top returning scorer, rebounder from '17-18
F 21	Sam Waardenburg	R-So.	6-10	216	6.3	4.1	1.4	10 points, four rebounds vs. La Salle
F 22	Deng Gak	R-Fr.	6-10	211	2.1	4.3	1.0*	Seven rebounds, four points vs. La Salle

*Blocks per game

BROADCAST BULLET POINTS



0 CHRIS LYKES

So. • 5-7 • 157 • Guard
Mitchellville, Md. • Gonzaga College HS

2018-19: 17.7 ppg, 3.0 rpg, 3.4 apg

- Seventh in ACC in scoring this year (17.7 ppg)
- Averaged team-high 12.8 points per game in the 2017-18 season's final 12 games following Bruce Brown Jr.'s foot injury
- Averaged 11.9 ppg in ACC play last year (second on team)
- Had offseason surgery on right shoulder
- Named to All-ACC Academic Team



1 DJ VASILJEVIC

Jr. • 6-3 • 184 • Guard
Melbourne, Australia • Australian Institute of Sport

2018-19: 13.0 ppg, 4.6 rpg

- Tied for ACC lead in 3-pointers made this season (22)
- Led ACC in 3-point shooting last season (41.1%)
- Named to All-ACC Academic Team last season
- Named top Australian junior in college basketball by FOX Sports Australia
- Lost 20 lbs during offseason; also had offseason foot surgery



2 WILLIE HERENTON

So. • 6-1 • 178 • Guard
Lincolnshire, Ill. • Stevenson HS

2018-19: 1.7 ppg, 0.0 rpg

- Walk-on for 2018-19 season; finished as one of top scorers in Stevenson HS history despite playing one year as full-time starter
- Home schooled until high school
- Brother Rodney is junior on Stanford basketball team
- Parents, Rodney and Andrea, both attended Harvard



3 ANTHONY LAWRENCE II

Sr. • 6-7 • 207 • Guard
St. Petersburg, Fla. • Lakewood Senior HS

2018-19: 13.7 ppg, 6.3 rpg, 2.6 apg, 1.6 spg

- Averaged 8.8 points, 6.5 rebounds and 2.3 assists per game last season (all career highs)
- Has played in 105 career games
- Was point guard in high school
- Father, Anthony Sr., played at Miami from 1991-94



5 ZACH JOHNSON

R-Sr. • 6-2 • 192 • Guard
Miami, Fla. • Florida Gulf Coast • Norland HS

2018-19: 13.6 ppg, 2.7 rpg, 2.7 apg

- Graduate transfer from Florida Gulf Coast
- Has scored 1,439 points and played in 110 career games (both team highs); FGCU's fourth all-time leading scorer
- First-Team All-A-Sun pick last season (16.1 ppg, 3.3 rpg, 3.0 apg)
- Earned bachelor's degree in legal studies from FGCU




10 DOMINIC PROCTOR

So. • 6-6 • 180 • Guard
Las Vegas, Nev. • Bishop Gorman HS

2018-19: 0.0 ppg, 0.0 rpg

- Walked on for 2018-19 season
- Was 14th-ranked player in Nevada in 2017 per 24/7 Sports
- Father (Michael) played basketball at Cornell



13 ANTHONY MACK

R-Fr. • 6-6 • 214 • Guard
Las Vegas, Nev. • Wyoming • Blair Academy (N.J.)

2018-19: 1.7 ppg, 0.0 rpg

- Transfer from University of Wyoming; granted waiver for immediate eligibility for this season
- Sharp-shooter from 3-point range
- High school teammates with Deng Gak at Blair Academy (N.J.)



14 RODNEY MILLER JR.

Jr. • 7-0 • 255 • Center
Laurelton, N.Y. • Oak Hill Academy

2018-19: has not played

- Redshirting 2018-19 season
- Lost 25 pounds during the offseason
- Has played in 30 career games




15 EBUKA IZUNDU

Sr. • 6-10 • 232 • Center
Nigeria/Charlotte, N.C. • Victory Christian Center

2018-19: 11.4 ppg, 9.0 rpg, 2.1 bpg

- Started every game this year; 10+ points in six of seven
- Played in all 32 games last year, including two starts
- Averaged 5.0 points and 3.8 rebounds per game and shot 69.2%
- Named to ACC Academic Honor Roll for first time last year
- Moved to U.S in 2013 at age 17; grew up playing soccer, then started playing basketball in 2011



20 DEWAN HERNANDEZ

Jr. • 6-11 • 235 • Forward
Miami, Fla. • Norland HS

2018-19: has not played

- Legally changed last name from Huell to Hernandez in October to honor his mother, Christina
- Named to 2019 Kareem Abdul-Jabbar Award Watch List
- Averaged 11.4 ppg and 6.6 rpg last season and was only Miami player to start all 32 games
- 2016 McDonald's HS All-American; entered name in NBA Draft process last season but withdrew prior to deadline



21 SAM WAARDENBURG

R-So. • 6-10 • 216 • Forward
Auckland, New Zealand • Rangitoto College

2018-19: 6.3 ppg, 4.1 rpg

- Started first five games; averaging 25.9 minutes per game
- Played in 21 games off bench, including each of last 15 contests, last season (averaged 3.3 ppg and 2.8 rpg)
- Averaged 16.7 minutes per game in conference play
- Shot 43.8 percent (14-32) from 3-point range last year



22 DENG GAK

R-Fr. • 6-10 • 211 • Forward
Sydney, Australia • Blair Academy (N.J.)

2018-19: 2.1 ppg, 4.3 rpg, 1.0 bpg

- Redshirted 2018-19 season and has put on about 20 pounds since he arrived at UM
- Played in high school at Blair Academy with Anthony Mack
- Brother, Gorjok, is junior center at Florida



23 KAMERON MCGUSTY

Jr. • 6-5 • 192 • Guard
Katy, Texas • Oklahoma • Sunrise Christian Academy (Kansas)

2018-19: Redshirt Season

- Sitting out 2018-19 season per NCAA transfer regulations
- 9.4 ppg, 2.0 rpg in 63 career games (25 starts) at Oklahoma
- Was Big 12 All-Freshman Team selection in 2017
- Father, Kerol, played college basketball at Stephen F. Austin

JOHNSON STEPS INTO STARTING LINEUP

Zach Johnson had three strong games at the Wooden Legacy, averaging a team-high 18.0 ppg en route to all-tournament team honors.

He scored a season-high 24 points Friday in the semifinal win over Fresno State. His putback dunk with 0.6 seconds remaining broke a 76-all tie and provided the winning basket.

He made his first UM start Sunday and scored 18 points in the championship game.

With 1,439 career points (1,344 at Florida Gulf Coast, 95 at UM), Johnson is 30th nationally in career scoring among active Division I players.

NOTING THE RUTGERS GAME

- Miami had its 19-game non-conference home win streak snapped. UM's last home non-conference loss was 78-77 to Northeastern on Nov. 27, 2015.
- Miami recorded by far its season low in points. UM came in averaging 83.5 ppg and had scored no fewer than 78 points in a game this season.
- Miami shot a season-low 33.8 percent, including just 7-for-28 from 3-point range.
- Ebuka Izundu recorded his third career double-double with 12 points and 12 rebounds.
- Anthony Lawrence II matched a career high with four 3-pointers.
- Anthony Mack did not dress because of illness.
- Miami committed 13 turnovers, 10 of which came in the first half.
- Miami trailed by eight points, 32-24, with 17:33 remaining in the second half, marking its largest deficit of the season.

BIG SUCCESS AT 70 POINTS

Miami eclipsed the 70-point plateau in each of its first six games this season after going 16-3 in those contests last season.

After falling Sunday to Seton Hall despite scoring 81 points, UM is 110-16 when scoring 70 or more points under Jim Larrañaga and 47-3 when breaking the 80-point barrier.

LYKES PACES OFFENSE

Chris Lykes has led Miami is scoring four times in seven games and is averaging 17.7 ppg. As of Friday, he ranks seventh in the ACC in scoring.

He scored 20 or more points in each of the first three games this season, becoming the first UM player since Joe Wylie in 1989 to do so to begin a season.

He was the first UM player to record three straight 20-point efforts since Shane Larkin put up 20 or more points in consecutive games against Boston College, NC State and UNC in winning the 2013 ACC Tournament.

IZUNDU BATTLES INSIDE

Ebuka Izundu has stepped into a starting role this season and produced, averaging 11.4 ppg and a team-high 9.0 rebounds per game.

He is fourth in the ACC in rebounds per game.

Izundu has produced a pair of double-doubles. He had a career night against Stephen F. Austin, recording career highs in points (22), rebounds (19), blocks (four) and assists (three). He also tied a career best with three steals.

He fell one rebound shy of the first 20-rebound performance by a UM player since Reggie Johnson piled up 20 boards on March 16, 2011, against FAU.

WOODEN LEGACY TRENDS

Miami forced 53 turnovers, resulting in 57 points. On the flip side, Miami committed 46 turnovers, leading to 36 opponent points.

The Canes shot 50.9 percent from the field.

Five players averaged in double figures: Zach Johnson (18.0), Chris Lykes (17.7), DJ Vasiljevic (11.7), Ebuka Izundu (10.3) and Anthony Lawrence (10.0).

The Canes shot 77.6 percent from the free-throw line (52-67). UM shot 66 percent from the charity stripe last season.

Ebuka Izundu was 11-for-12 from the field and 8-for-11 at the line but battled foul trouble in each game.

THE WATSCO ADVANTAGE

Miami has defended its home turf well in recent years, winning 41 of its last 47 games at the Watsco Center. The Canes are 91-26 (.778) at home under Jim Larrañaga.

Miami had a 19-game home non-conference win streak snapped on Nov. 28 in a 57-54 defeat to Rutgers. The streak dated to a 78-77 loss to Northeastern on Nov. 27, 2015.

In its 17th year at the Watsco Center (formerly BankUnited Center), Miami is 184-70 (.724) on its home court.

In eight years under Larrañaga, Miami is 44-18 in ACC action at home and 47-8 in non-conference play.

Miami at Watsco Center Under Jim Larrañaga

Year	Overall	N-C	ACC
2011-12	14-4	8-2	6-2
2012-13	14-1	6-0	8-1
2013-14	8-8	5-2	3-6
2014-15	12-6	7-2	5-4
2015-16	15-1	6-1	9-0
2016-17	14-2	7-0	7-2
2017-18	11-3	5-0	6-3
2018-19	3-1	3-1	0-0
Totals	91-26	47-8	44-18

VASILJEVIC STEPS UP

DJ Vasiljevic is off to a strong start, going 22-for-46 (47.8%) from 3-point range and averaging 13.0 ppg. He is tied for the ACC lead in 3-pointers made and is seventh in 3-point field goal percentage.

He already is 15-for-15 at the free-throw stripe this year, just one fewer attempt than his total all of last season in 32 games.

Vasiljevic led the ACC in 3-point field goal percentage last season, connecting on 41.1 percent (67-for-163) of his attempts from long range.

He led the team with 67 3-pointers and became the fifth Hurricane to top the conference in 3-point shooting (first since Malcolm Grant in 2011).

CANES START SEASON AGAINST LEAGUE FAVORITES

Miami opened its season with three straight games against teams that were picked to win their respective conferences.

Lehigh was chosen as the preseason favorites in the Patriot League. Stephen F. Austin was picked to repeat as the Southland Conference champion, while Bethune-Cookman was selected as the preseason MEAC favorite.

MILLER JR. TO REDSHIRT

Miami junior center Rodney Miller Jr. will redshirt the 2018-19 season.

Miller lost 25 pounds during the offseason.

He averaged 1.1 points in 3.6 minutes per game in 30 games during his first two seasons.

EXPERIENCED GROUP RETURNS

Miami's roster features seven upperclassmen – three seniors and four juniors.

They have played in a combined 530 games (average of 75 per player), and each has played in at least one NCAA tournament.

WHO'S DEPARTED

Miami lost three players from its 2017-18 squad, each of whom started at least 18 games: Lonnie Walker IV, Bruce Brown Jr. and Ja'Quan Newton.

Walker was an Honorable Mention All-ACC pick and ACC All-Freshman Team honoree last year. He was selected 18th overall in the NBA Draft by the San Antonio Spurs.

Brown started 19 games before missing the remainder of the season with a foot injury. He was picked 42nd overall in the NBA Draft by Detroit.

Newton played in 127 career games (seventh most in program history) and finished with 1,134 career points (28th in program history).

NOTING THE SCHEDULE

Miami's schedule features 14 games against teams that played in the 2018 NCAA Tournament.

The non-conference schedule features games against Stephen F. Austin and Penn, each of whom played in the NCAA Tournament last year.

The Canes' challenging conference schedule includes 11 games against teams that competed in the 2018 NCAA Tournament, including home-and-homes with Florida State, North Carolina and Virginia Tech.

CANES LOOK TO TOP ACC EXPECTATIONS ONCE AGAIN

Miami was picked 10th in the Operation Basketball 2018-19 Preseason Poll, released Oct. 25 following a vote of the league's media.

In each of Jim Larrañaga's first seven seasons, Miami finished the year in a standing that exceeded its preseason ACC ranking.

UM was picked fourth in the preseason ACC coaches' poll last season (behind Duke, UNC, ND) but concluded the season in a third-place tie.

Miami's preseason ACC rankings, followed by their finishes, under Larrañaga:

2018-19: 10th	2017-18: 4th – t-3rd
2016-17: 9th – t-7th	2015-16: 5th – t-2nd
2014-15: 10th – t-6th	2013-14: 12th – 10th
2012-13: 5th – 1st	2011-12: 5th – t-4th

PROGRAM EARNS PERFECT GSR

The Miami men's basketball program earned its first perfect GSR rating, coming in 19 percent above the NCAA average of 81 percent.

The GSR measures graduation rates at Division I institutions and includes students transferring into the institutions. The most recent Division I Graduation Success Rates are based on the four entering classes from 2008-09 to 2011-12

QUICK FACTS

Location	Coral Gables, Fla.
Enrollment	17,348
Founded	1925
Nickname	Hurricanes
Colors	Orange (PMS 1665), Green (3435) and White
President	Dr. Julio Frenk
Director of Athletics	Blake James
Conference	Atlantic Coast (joined 2004)
Arena/Capacity	Watsco Center/7,972
Press Row	305-284-2111

COACHING STAFF

Head Coach	Jim Larrañaga (Providence, '71)
Record at Miami	166-81 (8th season)
Career Record	636-415 (35th season)
Assoc. Head Coach	Chris Caputo (Westfield [Mass.] St, '02)
Assistant Coach	Alvin "Pooh" Williamson (Tulsa, '95)
Assistant Coach	Adam Fisher (Penn State, '06, '09)
Dir of BB Ops	Lamont Franklin (UNC Wilmington, '97)
Associate Director of Ops	Jeff Dyer (Delaware, '14)
Strength & Conditioning Coach	Casey Cathrall (Ithaca, '12)
Assistant Athletic Trainer	Javier Jimenez (Temple, '06)

PROGRAM HISTORY

First Year of Basketball	1926
All-Time Record	1,037-751 (.579)
Under Jim Larrañaga	166-81 (.672; 8 years)
All-Time ACC Record	118-118 (.500)
Under Jim Larrañaga	75-49 (.605)
ACC Regular-Season Championships	1 (2013)
ACC Tournament Championships	1 (2013)
NCAA Tournament Appearances	10
1960, '98, '99, 2000, '02, '08, '13, '16, '17, '18	
All-Time Record in NCAA Tournament	8-10
Last NCAA Postseason Finish	2018 First Round
NIT Appearances	12
1961, '63, '64, '95, '97, 2001, '05, '06, '09, '11, '12, '15	
All-Time Record in NIT	11-12
Last NIT Finish	2015 Runner-Up

CANES IN PRO BASKETBALL/FOOTBALL

Years at Miami in parentheses

NBA

Bruce Brown Jr. (2016-18)	Detroit Pistons
Lonnie Walker IV (2017-18)	San Antonio Spurs

NFL

Jimmy Graham (2005-09)	Green Bay Packers
Erik Swoope (2010-14)	Indianapolis Colts

G-League

Kamari Murphy (2015-17)	Long Island Nets
Davon Reed (2013-17)	Fort Wayne Mad Ants
Angel Rodriguez (2014-16)	Rio Grande Valley Vipers
Durand Scott (2009-13)	Long Island Nets

International

Rion Brown (2010-14)	Promitheas (Greece)
Ivan Cruz Uceda (2014-16)	Bilbao Basket (Spain)
Guillermo Diaz (2003-06)	San Lorenzo de Almagro (Argentina)
Julian Gamble (2008-13)	Nanterre 92 (France)
Malcolm Grant (2009-12)	KK Morнар Bar (Montenegro)
Tonye Jekiri (2012-16)	Gaziantep Basketbol (Turkey)
Reggie Johnson (2009-13)	Rain or Shine Elasto Painters (Philippine Basketball League)
DeQuan Jones (2008-12)	Hapoel Holon (Israeli Premier League)
Kenny Kadji (2011-13)	Tofaş (Turkey)
Shane Larkin (2011-13)	Anadolu Efes (Turkey)
Trey McKinney Jones (2011-13)	Chiba Jets Funabashi (Japanese B.League)

HUELL BECOMES HERNANDEZ

The name is unfamiliar, but Dewan Hernandez remains a familiar face for the Canes. Formerly Dewan Huell, Hernandez legally changed his last name in the offseason.

The switch was made to honor his mother, Christina Hernandez, and was officially finalized in mid-October.

HERNANDEZ LOOKS TO BUILD ON BREAKOUT SOPHOMORE SEASON

Dewan Hernandez is looking to take another step in his junior season. Last season, Hernandez more than doubled his numbers in scoring and rebounding from his freshman campaign.

Hernandez entered his name in the NBA Draft following the season but withdrew following consultations with NBA officials.

He finished second on the team in scoring at 11.4 ppg (5.6 as frosh) last year and also averaged 6.6 rebounds per game (3.1 as frosh).

He ranked 14th in the conference in rebounding. Hernandez scored in double figures in 19 games last year and recorded the first five double-doubles of his career.

HIGH SCHOOL TEAMMATES REUNITE

With the transfers of Zach Johnson and Anthony Mack, Miami now has two pairs of high school teammates on its roster this season.

Johnson reunites with Dewan Hernandez, with whom he played two seasons and won two state championships at Norland High School.

Mack is back together with Deng Gak, with whom he played two seasons at Blair Academy in New Jersey.

TEAM CAPTAINS

Miami has six team co-captains this season: Dewan Hernandez, Ebuka Izundu, Zach Johnson, Anthony Lawrence II, Chris Lykes and DJ Vasiljevic. Hernandez, Lawrence and Vasiljevic are team captains for the second straight season.

SELLING OUT THE WATSCO CENTER

Miami sold out its season ticket allotment for all home games at the Watsco Center for each of the last three seasons.

Fans bought over 5,500 season tickets for each of the last three years, more than doubling the total number of season tickets sold in Jim Larrañaga's first season in Coral Gables.

Season Tickets Per Year (Under Larrañaga)

2017-18:	5,986	2016-17:	5,965	2015-16:	5,500
2014-15:	3,427	2013-14:	3,674	2012-13:	2,372
2011-12:	2,251				

PROCTOR JOINS ROSTER AS WALK-ON

Dominic Proctor joined the roster recently as a walk-on.

A 6-foot-6 guard, Proctor played at Bishop Gorman High School in Las Vegas, where he won a pair of state championships.

He was the the 14th-ranked player in Nevada in 2017 according to 24/7 Sports and the 103rd-ranked shooting guard in the nation per 24/7.

CANES SIGN TWO TO 2019-20 NLI

Miami announced Nov. 14 the signing of Anthony Walker and Isaiah Wong to National Letters of Intent for the 2019-20 school year.

Walker and Wong each are four-star recruits who are rated among the top 100 players nationally in the latest Rivals recruiting rankings. Walker is a 6-foot-9, 210-pound power forward from Nottingham, Md., and Wong is a 6-foot-3, 170-pound guard from Trenton, N.J.

Isaiah Wong (6-3, 170, Guard, Trenton, N.J.)

- Athletic combo guard is consensus 4-star recruit
- Ranked No. 71 nationally, No. 10 guard by Rivals
- Also ranked No. 78 nationally, No. 16 guard and No. 3 recruit in New Jersey on ESPN100 list
- 22.2 ppg, 6.9 rpg, 3.3 apg last year for Monsignor Bonner/Archbishop Prendergast Catholic HS
- Played for AAU team WE-R1 last year; averaged 19.3 ppg and shot 45 percent from 3-point range
- Picked Miami over Villanova, UConn, Clemson and Pittsburgh

Anthony Walker (6-9, 210, F, Nottingham, Md.)

- Rated as 4-star recruit by Rivals; listed No. 76 nationally by Rivals and No. 17 power forward
- Helped Perry Hall (Baltimore, Md.) to back-to-back state championships, including its first-ever state championship in 2016-17
- Averaged 18.0 ppg and 7.0 rpg for Perry Hall
- Transferred to Brewster Academy for senior year
- Plays for Baltimore's Team BBC AAU program
- Picked Miami over Pitt, Illinois and Boston College

COACHING COORDINATORS

Miami's assistant coaching staff is set up in a coordinator system. Adam Fisher serves as the team's offensive coordinator, while Chris Caputo handles the defense. Pooh Williamson manages the scout for every opponent.

ANOTHER 20-WIN CAMPAIGN UNDER LARRAÑAGA

Miami recorded 22 wins last season, its sixth 20-win campaign in seven years under Jim Larrañaga, and tied for the 10th most wins in a season in school history.

He is the first coach in program history to post six 20-win seasons. Bruce Hale (1954-67) recorded five 20-win campaigns from 1954-67.

SOLID SEASON IN THE ACC

Miami finished with 11 ACC wins last season, its third-most conference wins since joining the league in 2004-05.

UM earned the No. 3 seed in the ACC Tournament after finishing in a four-way tie with Clemson, North Carolina and NC State in the regular-season standings.

Miami scored 10 or more league victories in five of Larrañaga's first seven years, including four straight seasons. The Canes join Virginia, Duke and UNC as the lone teams to win 10 or more ACC games each of the last four years.

Prior to Larrañaga's arrival, Miami never had won 10 ACC games in a season.

IN THE POLLS (NOV. 26)

ASSOCIATED PRESS

Rk	Team	Record	Points
1	Gonzaga (32)	6-0	1,590
2	Kansas (31)	5-0	1,584
3	Duke (1)	5-1	1,486
4	Virginia (1)	6-0	1,396
5	Nevada	6-0	1,329
6	Tennessee	4-1	1,284
7	Michigan	6-0	1,213
8	Auburn	5-1	1,129
9	Michigan State	5-1	1,111
10	Kentucky	5-1	1,022
11	North Carolina	6-1	943
12	Kansas State	6-0	936
13	Virginia Tech	5-0	921
14	Iowa	5-0	599
15	Florida State	5-1	581
16	Ohio State	6-0	511
17	Texas	5-1	486
18	Oregon	4-1	439
19	Purdue	5-1	387
20	Texas Tech	6-0	380
21	Buffalo	5-0	351
22	Wisconsin	5-1	253
23	Villanova	5-2	217
24	Maryland	6-0	170
25	Mississippi State	4-1	161

Others receiving votes: Arizona State 156, Clemson 135, Furman 72, Creighton 65, LSU 41, Indiana 35, UCLA 30, Iowa State 22, St. John's 19, Minnesota 17, **Miami 10**, Syracuse 8, TCU 8, Nebraska 6, Arkansas 6, Notre Dame 4, UConn 4, Florida 3, UCF 3, Davidson 1, Houston 1

USA TODAY COACHES

Rk	Team	Record	Points
1	Gonzaga (17)	6-0	784
2	Kansas (15)	5-0	782
3	Duke	5-1	712
4	Virginia	6-0	710
5	Michigan	6-0	638
6	Nevada	6-0	614
7	Tennessee	4-1	612
8	Michigan State	5-1	542
9	Kentucky	5-1	502
10	Auburn	5-1	492
10	Kansas State	6-0	492
12	Virginia Tech	5-0	471
13	North Carolina	6-1	452
14	Florida State	5-1	275
15	Iowa	5-0	264
16	Ohio State	6-0	249
17	Texas	5-1	235
18	Purdue	5-1	209
19	Texas Tech	6-0	173
20	Buffalo	5-0	159
21	Oregon	4-1	157
22	Wisconsin	5-1	139
23	Villanova	5-2	118
24	Clemson	5-1	114
25	Mississippi State	4-1	97

Others receiving votes: Maryland 77, Arizona State 51, UCLA 37, LSU 36, **Miami 30**, Furman 27, Creighton 26, Minnesota 19, NC State 19, Iowa State 16, Butler 12, UCF 9, St. John's 9, Nebraska 8, Syracuse 7, Houston 7, TCU 7, Indiana 5, West Virginia 4, Arkansas 1, North Texas 1

2018-19 Miami opponents listed in *italics*

MIAMI IN THE POLLS

Date	AP	USA Today	NET	KenPom
Pre	RV (10)	RV (2)	-	21
Nov. 12	RV (16)	n/a	-	20
Nov. 19	RV (18)	RV (22)	-	22
Nov. 26	RV (10)	RV (30)	63	22

*NOTE: Votes in parentheses

DRAFT SUCCESS

For just the third time in program history, Miami had two student-athletes selected in the NBA Draft last season. The others were 1968 and 1970.

Lonnie Walker IV was chosen 18th overall by the San Antonio Spurs.

Bruce Brown Jr. was picked in the second round by Detroit with the 42nd overall pick.

Brown made his NBA debut on Opening Night with a start against Brooklyn. Walker has yet to play because of injury.

10 COMMITMENTS OF MIAMI BASKETBALL

- We will set our defense every time.
- We will pressure the man with the ball.
- We will pack the lane to prevent penetration.
- We will contest all shots, hands high. Without fouling.
- We will block out, rebound and run.
- We will run for layups and open threes.
- We will share the ball.
- We will penetrate the defense.
- We will create good shots both inside and outside.
- We will attack the offensive boards.

LARRAÑAGA 11TH IN WINS AMONG ACTIVE D-I NCAA COACHES

Entering the season, Jim Larrañaga ranked 11th in career wins among active Division I coaches with 631. Of those 11, four are in the Naismith Memorial Basketball Hall of Fame, including three from the Atlantic Coast Conference.

Now in his 35th season as a head coach, Larrañaga ranks 44th in all-time NCAA victories among Division I head coaches.

In his career, Larrañaga won 27 games at American International, 170 at Bowling Green and 273 at George Mason, and he now has 162 at Miami. He is one of 15 coaches all-time with 100 or more wins at three D-I schools, four of whom are actively coaching.

WINNINGEST ACTIVE COACHES*

(minimum five years as Division I head coach)

Rank	Coach	Wins
1.	Mike Krzyzewski, Duke	1,100
2.	Jim Boeheim, Syracuse	926
3.	Bob Huggins, West Virginia	845
4.	Roy Williams, North Carolina	842
5.	Rick Byrd, Belmont	778
6.	Cliff Ellis, Coastal Carolina	749
7.	John Beilein, Michigan	724
8.	John Calipari, Kentucky	678
9.	Rick Barnes, Tennessee	661
10.	Bill Self, Kansas	654
11.	Jim Larrañaga, Miami	631

*as of start of 2018-19 season

MIAMI'S RECORD WHEN ...

Record	2018-19		Larranaga	
	All	ACC	At UM	ACC
All games	5-2	0-0	166-81	75-49
Home	3-1	0-0	91-26	44-18
Away	0-0	0-0	48-36	31-31
Neutral	2-1	-	28-19	-
November	5-2	-	40-11	-
December	0-0	-	33-10	2-1
January	0-0	0-0	30-22	28-22
February	0-0	0-0	38-21	38-21
March	0-0	0-0	25-16	8-5
April	0-0	-	0-0	0-1
vs. Top-10 opponents	0-0	0-0	8-15	7-12
vs. Top-25 (includes Top-10)	0-0	0-0	19-35	13-25
vs. RV opponents (either poll)	0-0	0-0	14-6	7-2
vs. Teams over .500 on game day	3-2	0-0	106-73	56-43
vs. Teams under .500 on game day	1-0	0-0	37-7	15-6
vs. Teams at .500 on game day	1-0	0-0	19-1	4-0
While UM in Top 25	0-0	0-0	58-25	29-17
While UM is RV (only)	5-2	0-0	50-17	20-9
Leading at halftime	3-0	0-0	124-17	53-14
Trailing at halftime	2-1	0-0	33-57	18-31
Tied at halftime	0-1	0-0	9-7	3-4
In overtime games	0-0	0-0	8-8	5-4
Single overtime	0-0	0-0	5-6	3-2
Double overtime	0-0	0-0	3-1	2-1
Leading w/2:00 left in regulation	5-0	0-0	152-10	67-5
Trailing w/2:00 left in regulation	0-2	0-0	11-68	6-43
Tied w/2:00 left in regulation	0-0	0-0	3-1	1-1
UM shoots 50% or better from field	2-1	0-0	68-8	24-3
UM shoots 40-49% from field	2-0	0-0	79-25	42-21
UM shoots under 40% from field	1-1	0-0	20-48	9-25
Opp. shoots 50% or better from field	0-1	0-0	14-28	9-17
Opp. shoots 40-49% from field	2-1	0-0	71-35	37-20
Opp. shoots under 40% from field	3-0	0-0	83-17	30-11
UM shoots 70% or better from line	4-1	0-0	102-40	46-24
UM shoots less than 70% from line	1-1	0-0	64-40	38-23
UM makes more 3-point FGs	4-2	0-0	91-34	41-26
UM makes fewer 3-point FGs	1-0	0-0	48-33	24-19
3-point FGs are even	0-0	0-0	18-7	10-4
4+ Canes in double figures	4-1	0-0	85-18	35-12
3 Canes in double figures	1-1	0-0	61-29	32-13
2 or fewer Canes in double figures	0-0	0-0	20-34	8-24
Outrebounding opponent	3-1	0-0	108-28	42-18
Opp. outrebounds UM	2-1	0-0	51-52	30-30
Tied in rebounds	0-0	0-0	6-1	3-1
UM records 10 or more steals	1-0	0-0	22-6	7-3
UM records 15 or more assists	2-0	0-0	55-5	24-4
UM commits fewer than 15 turnovers	4-1	0-0	141-63	64-41
UM commits 15 or more turnovers	1-1	0-0	23-11	9-8
UM commits fewer turnovers than opp.	5-1	0-0	93-30	42-17
UM commits more turnovers than opp.	0-1	0-0	55-35	24-22
Tied in turnovers	0-0	0-0	15-15	9-10
UM scores 59 points or fewer	0-1	0-0	13-39	7-24
UM scores 60-69 points	0-0	0-0	42-26	23-12
UM scores 70-79 points	2-0	0-0	64-13	28-11
UM scores 80-89 points	2-1	0-0	33-2	12-1
UM scores 90-99 points	1-0	0-0	13-1	4-1
UM scores 100 or more points	0-0	0-0	1-0	0-0
Playing during morning	2-0	0-0	3-1	-
Playing during afternoon	1-0	0-0	53-29	31-21
Playing in evening (5 p.m. or later)	2-2	0-0	108-50	44-28
Games decided by 3 points or fewer	1-2	0-0	23-17	14-10
Games decided by 4-10 points	1-0	0-0	51-33	28-25
Games decided by 11-19 points	0-0	0-0	53-22	22-9
Games decided by 20+ points	3-0	0-0	39-8	11-4

TEAM HIGHS/LOWS

MIAMI - TEAM GAME HIGHS

POINTS	96	STEPHEN F. AUSTIN (11/13/18)
FG MADE	37	STEPHEN F. AUSTIN (11/13/18)
FIELD GOAL ATT.	69	STEPHEN F. AUSTIN (11/13/18)
FIELD GOAL PCT.	.545 (30-55)	vs Seton Hall (11/25/18)
	.545 (30-55)	vs La Salle (11/22/18)
3 PT FG MADE	14	LEHIGH (11/09/18)
3 PT FG ATT.	32	LEHIGH (11/09/18)
3 PT FG PCT.	.478 (11-23)	STEPHEN F. AUSTIN (11/13/18)
FT MADE	23	LEHIGH (11/09/18)
FT ATT.	32	LEHIGH (11/09/18)
FT PCT.	.810 (17-21)	vs La Salle (11/22/18)
REBOUNDS	45	LEHIGH (11/09/18)
ASSISTS	22	STEPHEN F. AUSTIN (11/13/18)
STEALS	10	STEPHEN F. AUSTIN (11/13/18)
BLOCKED SHOTS	9	LEHIGH (11/09/18)
TURNOVERS	19	vs La Salle (11/22/18)
FOULS	20	vs Fresno State (11/23/18)

OPPONENT - GAME HIGHS

POINTS	83	vs Seton Hall (11/25/18)
FG MADE	34	vs Seton Hall (11/25/18)
FIELD GOAL ATT.	65	vs Seton Hall (11/25/18)
FIELD GOAL PCT.	.523 (34-65)	vs Seton Hall (11/25/18)
3 PT FG MADE	9	vs Fresno State (11/23/18)
3 PT FG ATT.	25	vs La Salle (11/22/18)
3 PT FG PCT.	.391 (9-23)	vs Fresno State (11/23/18)
FT MADE	13	vs Fresno State (11/23/18)
FT ATT.	21	LEHIGH (11/09/18)
FT PCT.	.857 (6-7)	STEPHEN F. AUSTIN (11/13/18)
REBOUNDS	44	LEHIGH (11/09/18)
ASSISTS	16	vs Fresno State (11/23/18)
STEALS	8	RUTGERS (11/28/18)
BLOCKED SHOTS	8	RUTGERS (11/28/18)
TURNOVERS	20	vs Fresno State (11/23/18)
FOULS	25	vs Fresno State (11/23/18)

MIAMI - GAME LOWS

POINTS	54	RUTGERS (11/28/18)
FG MADE	22	RUTGERS (11/28/18)
FIELD GOAL ATT.	55	vs La Salle (11/22/18)
FIELD GOAL PCT.	.338 (22-65)	RUTGERS (11/28/18)
3 PT FG MADE	7	vs Fresno State (11/23/18)
	7	vs Seton Hall (11/25/18)
	7	RUTGERS (11/28/18)
3 PT FG ATT.	19	vs La Salle (11/22/18)
3 PT FG PCT.	.250 (7-28)	RUTGERS (11/28/18)
FT MADE	3	RUTGERS (11/28/18)
FT ATT.	7	RUTGERS (11/28/18)
FT PCT.	.429 (3-7)	RUTGERS (11/28/18)
REBOUNDS	29	vs Fresno State (11/23/18)
	29	vs Seton Hall (11/25/18)
ASSISTS	11	vs Seton Hall (11/25/18)
STEALS	4	vs Seton Hall (11/25/18)
BLOCKED SHOTS	1	vs Fresno State (11/23/18)
TURNOVERS	8	STEPHEN F. AUSTIN (11/13/18)
FOULS	11	STEPHEN F. AUSTIN (11/13/18)

OPPONENT - GAME LOWS

POINTS	49	vs La Salle (11/22/18)
FG MADE	21	LEHIGH (11/09/18)
	21	vs La Salle (11/22/18)
FIELD GOAL ATT.	58	vs Fresno State (11/23/18)
FIELD GOAL PCT.	.344 (21-61)	LEHIGH (11/09/18)
3 PT FG MADE	2	vs La Salle (11/22/18)
3 PT FG ATT.	13	STEPHEN F. AUSTIN (11/13/18)
3 PT FG PCT.	.080 (2-25)	vs La Salle (11/22/18)
FT MADE	3	RUTGERS (11/28/18)
FT ATT.	6	RUTGERS (11/28/18)
FT PCT.	.500 (3-6)	RUTGERS (11/28/18)
REBOUNDS	28	vs La Salle (11/22/18)
ASSISTS	6	LEHIGH (11/09/18)
STEALS	4	vs Fresno State (11/23/18)
BLOCKED SHOTS	1	vs Seton Hall (11/25/18)
TURNOVERS	13	vs Seton Hall (11/25/18)
FOULS	13	RUTGERS (11/28/18)

INDIVIDUAL HIGHS/LOWS

MIAMI INDIVIDUAL GAME HIGHS

Points	24	Zach Johnson vs Fresno State (11/23/18)
Field Goals Made	11	Ebuka Izundu vs Stephen F. Austin (11/13/18)
Field Goal Att.	17	Chris Lykes vs Lehigh (11/09/18)
FG Pct (min 5 made)	1.000 (5-5)	Ebuka Izundu vs La Salle (11/22/18)
3-Point FG Made	4	Anthony Lawrence vs Rutgers (11/28/18)
	4	DJ Vasiljevic vs Fresno State (11/23/18)
	4	DJ Vasiljevic vs Bethune-Cookman (11/17/18)
	4	DJ Vasiljevic vs Stephen F. Austin (11/13/18)
	4	Anthony Lawrence vs Lehigh (11/09/18)
	4	DJ Vasiljevic vs Lehigh (11/09/18)
	4	Chris Lykes vs Lehigh (11/09/18)
3-Point FG Att.	9	DJ Vasiljevic vs Bethune-Cookman (11/17/18)
Free Throws Made	8	Chris Lykes vs Lehigh (11/09/18)
Free Throw Att.	11	Zach Johnson vs Fresno State (11/23/18)
	11	Chris Lykes vs Lehigh (11/09/18)
Rebounds	19	Ebuka Izundu vs Stephen F. Austin (11/13/18)
Assists	6	Chris Lykes vs Bethune-Cookman (11/17/18)
	6	Chris Lykes vs Stephen F. Austin (11/13/18)
Steals	3	Zach Johnson vs Rutgers (11/28/18)
	3	Chris Lykes vs Fresno State (11/23/18)
	3	DJ Vasiljevic vs Bethune-Cookman (11/17/18)
	3	Chris Lykes vs Stephen F. Austin (11/13/18)
	3	Ebuka Izundu vs Stephen F. Austin (11/13/18)
	3	Anthony Lawrence vs Lehigh (11/09/18)
Blocked Shots	4	Ebuka Izundu vs Stephen F. Austin (11/13/18)
Turnovers	5	Chris Lykes vs Rutgers (11/28/18)
	5	Chris Lykes vs Seton Hall (11/25/18)
	5	Anthony Lawrence vs Fresno State (11/23/18)
	5	Ebuka Izundu vs La Salle (11/22/18)
Minutes	39	Chris Lykes vs Lehigh (11/09/18)

OPPONENT INDIVIDUAL GAME HIGHS

Points	29	Malik Maitland, Bethune-Cookman (11/17/18)
Field Goals Made	11	Malik Maitland, Bethune-Cookman (11/17/18)
Field Goal Att.	21	Braxton Huggins, Fresno State (11/23/18)
FG Pct (min 5 made)	1.000 (8-8)	Michael Nzei, Seton Hall (11/25/18)
3-Point FG Made	5	Braxton Huggins, Fresno State (11/23/18)
	5	Malik Maitland, Bethune-Cookman (11/17/18)
3-Point FG Att.	12	Myles Powell, Seton Hall (11/25/18)
Free Throws Made	7	Deshon Taylor, Fresno State (11/23/18)
Free Throw Att.	8	Deshon Taylor, Fresno State (11/23/18)
	8	Nic Lynch, Lehigh (11/09/18)
Rebounds	15	Nate Grimes, Fresno State (11/23/18)
Assists	6	Geo Baker, Rutgers (11/28/18)
	6	Sam Bittner, Fresno State (11/23/18)
Steals	3	Peter Kiss, Rutgers (11/28/18)
	3	Quincy McKnight, Seton Hall (11/25/18)
	3	Deshon Taylor, Fresno State (11/23/18)
	3	Cheddi Mosely, La Salle (11/22/18)
	3	Malik Maitland, Bethune-Cookman (11/17/18)
	3	Marques Wilson, Lehigh (11/09/18)
Blocked Shots	4	Nate Grimes, Fresno State (11/23/18)
Turnovers	8	Lance Tejada, Lehigh (11/09/18)

MIAMI'S LARGEST IN 2018-19

Lead.....	40 (2H) vs. Stephen F. Austin, 11/13
Deficit.....	7 (1H) vs. Bethune-Cookman, 11/17
	8 (2H) vs. Rutgers, 11/28
Halftime Lead	31 vs. La Salle, 11/22
Halftime Deficit	4 vs. Rutgers, 11/28
	4 vs. Fresno State, 11/23
Margin of Victory	38 vs. Stephen F. Austin, 11/13
Margin of Defeat	3 vs. Rutgers, 11/28
Deficit in Win	7 (1H) vs. Bethune-Cookman, 11/17
Halftime Deficit in Win	4 vs. Fresno State, 11/23
Lead in Loss	9 (1H) vs. Rutgers, 11/28
Halftime Lead in Loss	-
Most Points in First Half.....	53 vs. Stephen F. Austin, 11/13
Fewest Points in First Half.....	24 vs. Rutgers, 11/28
Opponent Most Points in 1st Half	45 vs. Seton Hall, 11/25
Opponent Fewest Points in 1st Half	26 vs. Lehigh, 11/9
Most Points in 2nd Half.....	48 vs. Bethune-Cookman, 11/17
Fewest Points in 2nd Half.....	30 vs. Rutgers, 11/28
Opponent Most Points in 2nd Half.....	39 vs. BCU, 11/7
Opponent Fewest Points in 2nd Half.....	26 vs. SFA, 11/13

MIAMI'S MOST POINTS FROM

Turnovers.....	30 vs. SFA, 11/13
Paint	46 vs. SFA, 11/13
Second Chance	17 vs. SFA, 11/13
Fast Break	10 vs. Lehigh, 11/9 and SFA, 11/13
Bench	26 vs. La Salle, 11/22 and Fresno State, 11/23

OPPONENTS' MOST POINTS FROM

Turnovers.....	19 vs. Seton Hall, 11/25
Paint	56 vs. Seton Hall, 11/25
Second Chance	13 vs. Fresno State, 11/23
Fast Break	12 vs. Rutgers, 11/28
Bench	24 vs. SFA, 11/13

2018-19 STARTERS BY GAME

Opp.	Guard	Guard	Guard	Forward	Center
Lehigh	Lykes	Vasiljevic	Lawrence	Waardenburg	Izundu
SFA	Lykes	Vasiljevic	Lawrence	Waardenburg	Izundu
BCU	Lykes	Vasiljevic	Lawrence	Waardenburg	Izundu
La Salle	Lykes	Vasiljevic	Lawrence	Waardenburg	Izundu
Fresno	Lykes	Vasiljevic	Lawrence	Waardenburg	Izundu
Seton Hall	Lykes	Vasiljevic	Johnson	Lawrence	Izundu
Rutgers	Lykes	Vasiljevic	Johnson	Lawrence	Izundu

THE LAST TIME ...

Player Scored 30 Points

Miami Bruce Brown (30) vs. North Carolina, 1/28/17
Opponent Joel Berry (31) at North Carolina, 2/27/18

Player Scored 35 Points

Miami Jack McClinton (35) vs. North Carolina, 3/15/09
Opponent Xavier Rathan-Mayes (35) vs. Florida State, 2/25/15

Player Scored 40 Points

Miami Darius Rice (43) vs. Connecticut, 1/20/03
Opponent Sean Singletary (41) vs. Virginia, 3/1/08

Two Players Scored 20 Points

Miami Chris Lykes (21), DJ Vasiljevic (20) vs. Bethune-Cookman, 11/17/18
Opponent Braxton Huggins (28), Deshon Taylor (25), Fresno State, 11/23/18

Three Players Scored 20 Points

Miami Dwayne Collins (23), Brian Asbury (21), Jack McClinton (20) vs. Virginia Tech, 1/25/09
Opponent Travis Mays (40), Alvin Heggs (22), Lance Blanks (21), Texas, 2/22/89

Five (not 5+) Players Scored in Double Figures

Miami Chris Lykes (18), DJ Vasiljevic (15), Zach Johnson (12), Ebuka Izundu (10), Sam Waardenburg (10) vs. La Salle, 11/22/18
Opponent Justin Robinson (15), Chris Clarke (13), Ahmed Hill (12), Seth Allen (10), Zach LeDay (10) vs. Virginia Tech, 2/9/17

Six (not 6+) Players Scored in Double Figures

Miami Chris Lykes (18), Ja'Quan Newton (15), Dewan Huell (14), Lonnie Walker (13), Ebuka Izundu (12), DJ Vasiljevic (10) at North Carolina, 2/27/18
Opponent Phil Cofer (21), Braian Angola (18), CJ Walker (17), Terance Mann (14), MJ Walker (13), Christ Koumadje (13) at Florida State, 1/27/18

Seven+ Players Scored in Double Figures

Miami Sheldon McClellan (18), Ja'Quan Newton (15), James Palmer (14), Ebuka Izundu (11) Angel Rodriguez (11), Ivan Cruz Uceda (10), Anthony Lawrence Jr. (10) vs. Mississippi State 11/19/15

Player Grabbed 15 Rebounds

Miami Ebuka Izundu (19), vs. Stephen F. Austin, 11/13/18
Opponent Brice Johnson (15) vs. North Carolina, 2/20/16

Player Grabbed 20 Rebounds

Miami Reggie Johnson (20), vs. Florida Atlantic, 3/16/11
Opponent Kelly Wise (21), vs. Memphis, 12/21/00

Two Players Grabbed 10 Rebounds

Miami Dewan Huell (12) and Bruce Brown (11), vs. Louisville, 1/24/18
Opponent Luke Maye (13) and Theo Pinson (11), vs. North Carolina, 3/9/18

Three Players Grabbed 10 Rebounds

Miami Mark Richardson (11), Eric Brown (10), Joe Wylie (10) vs. FIU, 3/6/89
Opponent Matt Harpring (12), Dion Glover (10), Michael Maddox (10), Ga. Tech, 12/27/97

Player Had 10 Assists

Miami Bruce Brown (10), vs. Gardner-Webb, 11/10/17
Opponent John Gillon (11), at Syracuse, 1/4/17

Player Had 10 Blocks

Miami Anthony King (10) vs. Florida Atlantic, 11/29/04
Opponent Jarvis Varnado (10), Mississippi State, 12/13/07

Player Had a Double-Double

Miami Ebuka Izundu (12 pts, 12 reb), vs. Rutgers, 11/28/18
Opponent Cletrell Pope (18 pts, 10 reb), Bethune-Cookman, 11/17/18

Player Had a Triple-Double

Miami Bruce Brown (10 pts, 11 reb, 11 ast), vs. Gardner-Webb, 11/10/17
Opponent Brendan Haywood (18 pts, 14 reb, 10 blks), North Carolina, 12/4/00

Two Players Had Double-Doubles

Miami Kamari Murphy (11 pts, 13 reb) & Davon Reed (10 pts, 12 reb) vs. Buffalo, 3/17/16
Opponent Theo Pinson (25 pts, 11 ast) & Luke Maye (14 pts, 10 reb), at UNC, 2/27/18

Team Scored 100 Points

Miami 105 vs. Mississippi State, 11/19/15
Opponent 103 at Florida State, 1/27/18

Team Scored 90-99 Points

Miami 96 vs. Stephen F. Austin, 11/13/18
Opponent 96 at Wake Forest, 1/18/17

Team Scored 50 Points in a Half

Miami 53 (1st half) vs. Stephen F. Austin, 11/13/18
Opponent 50 (2nd half) vs. North Carolina, 3/9/18

Team Shot 50 Percent in Both Halves

Miami .561 (23-41) / .500 (14-28), vs. Stephen F. Austin, 11/13/18
Opponent .552 (16-29) / .536 (15-28), at North Carolina, 2/27/18

Team Shot 60 Percent in a Half

Miami .667 (16-24), first half, vs. Seton Hall, 11/25/18
Opponent .600 (15-25), first half, vs. Fresno State, 11/23/18

Team Shot 70 Percent in a Half

Miami .720 (18-25), second half, vs. Middle Tennessee, 12/25/17

Team Shot 60 Percent in a Game

Miami .600 (30-50) vs. Middle Tennessee, 12/25/17
Opponent .600 (33-55) at Florida State, 1/27/18

Team Shot Less Than 30 Percent in a Game

Miami .293 (12-41) vs. Eastern Kentucky, 12/19/14
Opponent .290 (18-62) vs. South Carolina State, 12/6/16

Team Won by 50+ Points

Miami 50 vs. Nova Southeastern (108-58), 11/16/09
Opponent 53 vs. Notre Dame (126-73), 2/22/86

Team won by 40-49 Points

Miami 49 vs. Western Carolina (92-43), 11/11/16
Opponent 41 at North Carolina (105-64), 1/31/07

Team Won by 30-39 Points

Miami 36 vs. La Salle (85-49), 11/22/18
Opponent 32 at Charlotte (95-63), 11/28/00

Overtime

Miami won in overtime 78-75 (OT) vs. Louisville, 1/24/18
Miami lost in overtime 103-94 (OT) at Florida State, 1/27/18

Rankings

Miami defeated a ranked opponent 91-88 at No. 9 North Carolina, 2/27/18
Miami lost to a ranked opponent 82-65 vs. No. 12 North Carolina, 3/9/18
Miami defeated a top 5 opponent 64-61 vs. No. 3 Virginia, 2/22/16
Miami lost to a top 5 opponent 59-50 vs. No. 1 Virginia, 2/13/18

THE LAST TIME A MIAMI FRESHMAN ...

Scored 30 Points: Bruce Brown (30), vs. North Carolina, 1/28/17

Scored 20+ Points: Lonnie Walker IV (23), at Florida State, 1/27/18

Perfect from Field (5+ att): Reggie Johnson (RS), 8-of-8, vs. Wake Forest, 3/11/10

Perfect from 3-Pt (3+ att): Anthony Lawrence, 4-of-4, vs. Notre Dame, 2/3/16

10+ Rebounds: Bruce Brown, 12, vs. George Washington, 12/22/16

10+ Assists: Bruce Brown, 10, vs. South Carolina State, 12/6/16

5-9 Assists: Chris Lykes, 5, vs. Pitt, 1/31/18

5+ Steals: Shane Larkin, 6, vs. North Carolina, 1/10/12

4+ Blocks: Raphael Akpejori, 4, McNeese State, 11/24/10

Double-Double: Bruce Brown (14 pts, 12 reb), vs. George Washington, 12/22/16

Triple-Double: Bruce Brown (11 pts, 11 reb, 10 ast), vs. South Carolina State, 12/6/16



JIM LARRAÑAGA

8TH SEASON AT MIAMI (166-81)
35TH SEASON AS HEAD COACH (636-415)

PERSONAL

Hometown Bronx, N.Y.
Born Oct. 2, 1949
Family Wife: Liz, Sons: Jay and Jon
Grandchildren: Tia, James, Jon Temple, Henry
Education Providence College, 1971, B.A. Economics
Archbishop Molloy High School, 1967

PLAYING CAREER

Geronemo Basketball Club (Belgium), 1976-77
Providence College, 1967-71
Archbishop Molloy, 1963-67

COACHING EXPERIENCE

Head Coach

2011-present Miami
1997-2011 George Mason
1986-97 Bowling Green
1977-79 American International

Assistant Coach

1979-86 Virginia
1971-76 Davidson

Player/Coach

1977 Geronemo Basketball Club (Belgium)

IN THE HISTORY BOOKS

- 11th winningest active Division I head coach (633 wins)
- 44th in wins among Division I head coaches
- 10th in career ACC road game win percentage (.500, 31-31)
- 12th in career ACC home game win percentage (.710, 44-18)
- 17th in career wins in ACC games (84)
- 21st in career wins while in ACC (163)

COACHING HONORS

AP, Naismith, Iba, Rupp Coach of the Year, 2013
NABC All-District II, 2013
USBWA District IV Coach of the Year, 2013, 2016
Clair Bee National Coach of the Year, 2006
ACC Coach of the Year, 2013, 2016
CAA Coach of the Year, 1999, 2011
MAC Coach of the Year, 1997

TEAM HONORS

18 Postseason appearances
Nine NCAA tournament appearances
1999, 2001, 2006, 2008, 2011, 2013, 2016, 2017, 2018
Three Sweet 16 appearances ('06, '13, '16), One Final Four ('06)
Eight postseason NIT appearances
1990, 1991, 1997, 2002, 2004, 2009, 2012, 2015
12 20-win seasons

NOTABLE NBA PLAYERS COACHED

Lance Blanks (UVA) Frank Booker (BGSU) Bruce Brown Jr. (UM)
Rick Carlisle (UVA) Antonio Daniels (BGSU) Jeff Jones (UVA)
Andrew Kennedy (UVA) Jeff Lamp (UVA) Shane Larkin (UM)
Lewis Latimore (UVA) Sheldon Mac (UM) Jason Miskiri (GMU)
Olden Polynice (UVA) Lee Raker (UVA) Davon Reed (UM)
Ralph Sampson (UVA) Tom Sheehy (UVA) Clinton Venable (BGSU)
Lonnie Walker IV (UM) Othell Wilson (UVA)

STUDENT-ATHLETE HONORS

At Miami

- One All-American
- One USBWA All-District IV selection
- One Basketball Times All-District
- One ACC Player of the Year
- One ACC Defensive Player of the Year
- One ACC Tournament MVP
- 14 All-ACC postseason selections
- Five ACC-All-Defensive Team selections
- One ACC All-Rookie Team selection
- Four ACC Academic Honor Roll picks
- Seven ACC Players of the Week
- One ACC Rookie of the Week
- Six ACC All-Tournament team selections
- Two NIT All-Tournament Team picks
- Two NABC Honors Court selections

Prior to Miami

- Two All-Americans
- 28 All-CAA selections
- Nine CAA All-Defensive Team picks
- Eight CAA All-Rookie Team picks
- Three Dean Ehlers Award winners (given to CAA player who best meets criteria of academic achievement, leadership and community service)
- 12 All-MAC selections
- Two MAC Freshman of Year selections
- Four MAC All-Freshman Team picks

YEAR-BY-YEAR RESULTS

Year	School	Overall		Conference	
		W-L	W-L	Finish	Postseason
1977-78	American Int'l	14-13	-	-	-
1978-79	American Int'l	13-13	-	-	-
1986-87	Bowling Green	15-14	10-6	3	-
1987-88	Bowling Green	12-16	7-9	t-5	-
1988-89	Bowling Green	13-15	6-10	t-6	-
1989-90	Bowling Green	18-11	9-7	t-3	NIT First Round (0-1)
1990-91	Bowling Green	17-13	9-7	t-4	NIT First Round (0-1)
1991-92	Bowling Green	14-15	8-8	5	-
1992-93	Bowling Green	11-16	8-10	t-6	-
1993-94	Bowling Green	18-10	12-6	t-2	-
1994-95	Bowling Green	16-11	10-8	t-5	-
1995-96	Bowling Green	14-13	9-9	t-6	-
1996-97	Bowling Green	22-10	13-5	t-1	NIT First Round (0-1)
1997-98	George Mason	9-18	6-10	6	-
1998-99	George Mason	19-11	13-3	1	NCAA First Round (0-1)
1999-00	George Mason	19-11	12-4	t-1	-
2000-01	George Mason	18-12	11-5	3	NCAA First Round (0-1)
2001-02	George Mason	19-10	13-5	2	NIT First Round (0-1)
2002-03	George Mason	16-12	11-7	4	-
2003-04	George Mason	23-10	12-6	3	NIT Third Round (2-1)
2004-05	George Mason	16-13	10-8	6	-
2005-06	George Mason	27-8	15-3	t-1	NCAA Final Four (4-1)
2006-07	George Mason	18-15	9-9	5	-
2007-08	George Mason	23-11	12-6	2	NCAA First Round (0-1)
2008-09	George Mason	22-11	13-5	2	NIT First Round (0-1)
2009-10	George Mason	17-15	12-6	4	CIT First Round (0-1)
2010-11	George Mason	27-7	16-2	1	NCAA Second Round (1-1)
2011-12	Miami	20-13	9-7	t-4	NIT Second Round (1-1)
2012-13	Miami	29-7	15-3	1	NCAA Sweet 16 (2-1)
2013-14	Miami	17-16	7-11	10	-
2014-15	Miami	25-13	10-8	6	NIT Finals (4-1)
2015-16	Miami	27-8	13-5	t-2	NCAA Sweet 16 (2-1)
2016-17	Miami	21-12	10-8	t-7	NCAA First Round (0-1)
2017-18	Miami	22-10	11-7	t-3	NCAA First Round (0-1)
2018-19	Miami	5-2	0-0	-	-
	Overall	636-415	341-213		9 NCAA, 8 NIT, 1 CIT

2 years	American Int'l	27-26 (.509)
11 years	Bowling Green	170-144 (.541)
14 years	George Mason	273-164 (.625)
8 years	Miami	166-81 (.672)
35 years		636-415 (.605)

2018-19 Miami Men's Basketball
Miami Combined Team Statistics (as of Nov 28, 2018)
All games

RECORD:	OVERALL	HOME	AWAY	NEUTRAL
ALL GAMES	5-2	3-1	0-0	2-1
CONFERENCE	0-0	0-0	0-0	0-0
NON-CONFERENCE	5-2	3-1	0-0	2-1

##	Player	gp-gs	min	avg	Total		3-Point		F-Throw		Rebounds					pts	avg					
					fg-fga	fg%	3fg-fga	3fg%	ft-fta	ft%	off	def	tot	avg	pf			dq	a	to	blk	stl
00	Chris Lykes	7-7	236	33.7	40-92	.435	16-41	.390	28-35	.800	1	20	21	3.0	18	0	24	22	0	15	124	17.7
03	Anthony Lawrence	7-7	234	33.4	36-74	.486	11-34	.324	13-15	.867	5	39	44	6.3	13	0	18	18	9	11	96	13.7
05	Zach Johnson	7-2	214	30.6	32-73	.438	8-25	.320	23-38	.605	5	14	19	2.7	11	0	19	12	3	9	95	13.6
01	DJ Vasiljevic	7-7	226	32.3	27-65	.415	22-46	.478	15-15	1.000	6	26	32	4.6	12	0	13	11	0	3	91	13.0
15	Ebuka Izundu	7-7	178	25.4	32-46	.696	1-2	.500	15-22	.682	26	37	63	9.0	24	2	9	13	15	4	80	11.4
21	Sam Waardenburg	7-5	181	25.9	16-45	.356	2-14	.143	10-15	.667	7	22	29	4.1	10	0	10	9	1	4	44	6.3
22	Deng Gak	7-0	98	14.0	7-22	.318	0-1	.000	1-6	.167	14	16	30	4.3	14	0	5	2	7	1	15	2.1
02	Willie Herenton	3-0	4	1.3	1-1	1.000	1-1	1.000	2-2	1.000	0	0	0	0.0	0	0	0	0	0	0	5	1.7
13	Anthony Mack	3-0	28	9.3	2-9	.222	1-6	.167	0-0	.000	0	0	0	0.0	5	0	1	2	0	1	5	1.7
10	Dominic Proctor	1-0	1	1.0	0-0	.000	0-0	.000	0-0	.000	0	0	0	0.0	0	0	0	0	0	0	0	0.0
Team											11	15	26									
Total.....		7	1400		193-427	.452	62-170	.365	107-148	.723	75	189	264	37.7	107	2	99	89	35	48	555	79.3
Opponents.....		7	1397		178-423	.421	41-147	.279	58-88	.659	74	185	259	37.0	145	5	76	117	30	38	455	65.0

TEAM STATISTICS	UM	OPP	Date	Opponent	Score	Att.
SCORING	555	455	11/09/18	LEHIGH	w 83-62	6799
Points per game	79.3	65.0	11/13/18	STEPHEN F. AUSTIN	w 96-58	6066
Scoring margin	+14.3	-	11/17/18	BETHUNE-COOKMAN	w 78-70	6322
FIELD GOALS-ATT	193-427	178-423	1 11/22/18	vs La Salle	w 85-49	866
Field goal pct	.452	.421	1 11/23/18	vs Fresno State	w 78-76	906
3 POINT FG-ATT	62-170	41-147	1 11/25/18	vs Seton Hall	L 81-83	1589
3-point FG pct	.365	.279	11/28/18	RUTGERS	L 54-57	6376
3-pt FG made per game	8.9	5.9				
FREE THROWS-ATT	107-148	58-88				
Free throw pct	.723	.659				
F-Throws made per game	15.3	8.3				
REBOUNDS	264	259				
Rebounds per game	37.7	37.0				
Rebounding margin	+0.7	-				
ASSISTS	99	76				
Assists per game	14.1	10.9				
TURNOVERS	89	117				
Turnovers per game	12.7	16.7				
Turnover margin	+4.0	-				
Assist/turnover ratio	1.1	0.6				
STEALS	48	38				
Steals per game	6.9	5.4				
BLOCKS	35	30				
Blocks per game	5.0	4.3				
ATTENDANCE	25563	3361				
Home games-Avg/Game	4-6391	0-0				
Neutral site-Avg/Game	-	3-1120				

* = Conference game
1 = Wooden Legacy, Fullerton, Calif.
2 = ACC/Big Ten Challenge
3 = Hoophall Miami Invitational, Miami, Fla.

Score by Periods	1st	2nd	Totals
Miami	276	279	555
Opponents	221	234	455

**2018-19 Miami Men's Basketball
Miami Game-by-Game Highs (as of Nov 28, 2018)
All games**

Opponent	Date	Score	Points	Rebounds	Assists	Steals	Blocked shots
LEHIGH	11/09/18	83-62	22-Chris Lykes	12-Anthony Lawrence	4-Chris Lykes	3-Anthony Lawrence	3-Deng Gak Ebuka Izundu Anthony Lawrence
STEPHEN F. AUSTIN	11/13/18	96-58	22-Ebuka Izundu	19-Ebuka Izundu	6-Chris Lykes	3-Ebuka Izundu Chris Lykes	4-Ebuka Izundu
BETHUNE-COOKMAN	11/17/18	78-70	21-Chris Lykes	9-Anthony Lawrence	6-Chris Lykes	3-DJ Vasiljevic	3-Ebuka Izundu
vs La Salle	11/22/18	85-49	18-Chris Lykes	8-Ebuka Izundu	5-Zach Johnson	2-Chris Lykes Anthony Lawrence	2-Anthony Lawrence
vs Fresno State	11/23/18	78-76	24-Zach Johnson	6-Ebuka Izundu	3-Zach Johnson Anthony Lawrence	3-Chris Lykes	1-Ebuka Izundu
vs Seton Hall	11/25/18	81-83	18-Chris Lykes Zach Johnson	5-Ebuka Izundu Sam Waardenburg DJ Vasiljevic	5-DJ Vasiljevic	2-Chris Lykes	2-Ebuka Izundu
RUTGERS	11/28/18	54-57	16-Anthony Lawrence	12-Ebuka Izundu	4-Anthony Lawrence Chris Lykes	3-Zach Johnson	2-Anthony Lawrence Zach Johnson

**Miami Points-Rebounds-Assists (as of Nov 28, 2018)
All games**

Opponent	Date	Score	00		01		02		03		05		10		13	
			LYKES,CHRI	VASILJEVIC	HERENTON,W	LAWRENCE,A	JOHNSON,ZA	PROCTOR,DO	MACK,ANTHO							
LEHIGH	11/09/18	83-62	w	22-5-4	16-3-2	0-0-0	19-12-2	5-0-3	DNP	0-0-0						
STEPHEN F. AUSTIN	11/13/18	96-58	w	20-2-6	17-4-0	0-0-0	18-3-3	15-3-4	DNP	DNP						
BETHUNE-COOKMAN	11/17/18	78-70	w	21-2-6	20-5-2	DNP	13-9-2	9-3-0	DNP	DNP						
vs La Salle	11/22/18	85-49	w	18-1-0	15-7-3	5-0-0	6-5-3	12-4-5	0-0-0	5-0-0						
vs Fresno State	11/23/18	78-76	w	17-5-2	12-5-1	DNP	7-5-3	24-2-3	DNP	0-0-1						
vs Seton Hall	11/25/18	81-83	L	18-4-2	8-5-5	DNP	17-2-1	18-3-2	DNP	DNP						
RUTGERS	11/28/18	54-57	L	8-2-4	3-3-0	DNP	16-8-4	12-4-2	DNP	DNP						

Opponent	Date	Score	15		21		22	
			IZUNDU,EBU	WAARDENBUR	GAK,DENG			
LEHIGH	11/09/18	83-62	w	10-9-1	11-5-2	0-6-1		
STEPHEN F. AUSTIN	11/13/18	96-58	w	22-19-3	2-4-5	2-4-1		
BETHUNE-COOKMAN	11/17/18	78-70	w	5-4-1	8-4-1	2-3-0		
vs La Salle	11/22/18	85-49	w	10-8-1	10-4-2	4-7-1		
vs Fresno State	11/23/18	78-76	w	10-6-1	6-4-0	2-1-1		
vs Seton Hall	11/25/18	81-83	L	11-5-1	5-5-0	4-3-0		
RUTGERS	11/28/18	54-57	L	12-12-1	2-3-0	1-6-1		

**Miami Team Game-by-Game Comparison (as of Nov 28, 2018)
All games**

Opponent	1st	2nd	Score	Mar	Total FG	FG Pct	3-Pointers	3FG Pct	Free Throws	FT Pct	Rebounds	Assist	T/Over	Block	Steal	Fouls
LEHIGH	38/26	45/36	83-62	+21	23-61/21-61	.377/.344	14-32/8-21	.438/.381	23-32/12-21	.719/.571	45/44 +1	15/6	11/18	9/4	8/5	17/24
STEPHEN F. AUSTIN	53/32	43/26	96-58	+38	37-69/24-61	.536/.393	11-23/4-13	.478/.308	11-18/6-7	.611/.857	41/34 +7	22/8	8/18	6/4	10/5	11/15
BETHUNE-COOKMAN	30/31	48/39	78-70	+8	26-65/27-59	.400/.458	8-26/6-18	.308/.333	18-24/10-13	.750/.769	38/40 (2)	12/12	11/14	6/5	7/5	15/25
La Salle	49/18	36/31	85-49	+36	30-55/21-60	.545/.350	8-19/2-25	.421/.080	17-21/5-9	.810/.556	39/28 +11	15/9	19/20	4/3	7/6	14/22
Fresno State	37/41	41/35	78-76	+2	25-57/27-58	.439/.466	7-22/9-23	.318/.391	21-28/13-18	.750/.722	29/43 (14)	12/16	11/20	1/5	7/4	20/25
Seton Hall	45/45	36/38	81-83	(2)	30-55/34-65	.545/.523	7-20/6-23	.350/.261	14-18/9-14	.778/.643	29/30 (1)	11/15	16/13	4/1	4/5	18/21
RUTGERS	24/28	30/29	54-57	(3)	22-65/24-59	.338/.407	7-28/6-24	.250/.250	3-7/3-6	.429/.500	43/40 +3	12/10	13/14	5/8	5/8	12/13

Official Basketball Box Score -- Game Totals -- Final Statistics
Lehigh vs Miami
 11/09/18 7:00 pm at Coral Gables, FL (Watsco Center)

Lehigh 62 - 1-1

#	Player	Total		3-Ptr		Rebounds			PF	TP	A	TO	Blk	Stl	Min	
		FG-FGA	FG-FGA	FT-FTA	Off	Def	Tot									
31	Andree, Pat	f	3-10	2-5	2-3	0	7	7	2	10	1	1	0	0	29	
13	Karnik, James	c	0-2	0-0	2-4	2	2	4	5	2	0	1	1	0	14	
02	Leufroy, Kyle	g	5-8	2-3	0-0	0	9	9	2	12	1	2	0	0	33	
05	Tejada, Lance	g	7-19	3-9	2-2	1	2	3	4	19	1	8	0	2	29	
11	Cohen, Jordan	g	1-6	0-1	0-0	1	0	1	5	2	3	4	1	0	25	
00	Bennett, Caleb	g	1-2	0-0	2-2	0	3	3	0	4	0	1	0	0	15	
01	Wilson, Jeameril	g	0-0	0-0	0-0	0	1	1	2	0	0	0	0	0	9	
04	Foley, Joe	g	0-0	0-0	0-0	1	0	1	0	0	0	0	0	0	1	
20	Wilson, Marques	g	1-3	1-3	0-2	1	1	2	0	3	0	0	0	3	19	
44	Lynch, Nic	g	3-11	0-0	4-8	5	5	10	4	10	0	1	2	0	26	
	Team					2	1	3								
	Totals		21-61	8-21	12-21	13	31	44	24	62	6	18	4	5	200	
	FG % 1st Half:	7-30	23.3%	2nd half:	14-31	45.2%	Game:		21-61	34.4%					Deadball	
	3FG % 1st Half:	5-12	41.7%	2nd half:	3-9	33.3%	Game:		8-21	38.1%					Rebounds	
	FT % 1st Half:	7-14	50.0%	2nd half:	5-7	71.4%	Game:		12-21	57.1%					3	

Miami 83 - 1-0

#	Player	Total		3-Ptr		Rebounds			PF	TP	A	TO	Blk	Stl	Min	
		FG-FGA	FG-FGA	FT-FTA	Off	Def	Tot									
21	Sam Waardenburg	f	3-7	1-2	4-4	3	2	5	1	11	2	1	0	1	28	
15	Ebuka Izundu	c	3-5	0-0	4-6	4	5	9	3	10	1	2	3	0	28	
00	Chris Lykes	g	5-17	4-8	8-11	1	4	5	3	22	4	2	0	2	39	
01	DJ Vasiljevic	g	5-10	4-7	2-2	0	3	3	3	16	2	2	0	0	26	
03	Anthony Lawrence	g	5-9	4-7	5-6	1	11	12	2	19	2	0	3	3	35	
02	Willie Herenton	g	0-0	0-0	0-0	0	0	0	0	0	0	0	0	0	0+	
05	Zach Johnson	g	2-6	1-3	0-1	0	0	0	1	5	3	4	0	2	22	
13	Anthony Mack	g	0-4	0-4	0-0	0	0	0	1	0	0	0	0	0	8	
22	Deng Gak	g	0-3	0-1	0-2	1	5	6	3	0	1	0	3	0	14	
	Team					3	2	5								
	Totals		23-61	14-32	23-32	13	32	45	17	83	15	11	9	8	200	
	FG % 1st Half:	12-35	34.3%	2nd half:	11-26	42.3%	Game:		23-61	37.7%					Deadball	
	3FG % 1st Half:	8-21	38.1%	2nd half:	6-11	54.5%	Game:		14-32	43.8%					Rebounds	
	FT % 1st Half:	6-9	66.7%	2nd half:	17-23	73.9%	Game:		23-32	71.9%					3	

Officials: Jeff Clark, Jemel Spearman, Anthony Franklin
 Technical fouls: Lehigh-None. Miami-None.
 Attendance: 6799

Score by periods	1st	2nd	Total
Lehigh	26	36	62
Miami	38	45	83

Points	In Paint	Off T/O	2nd Chance	Fast Break	Bench
Lehigh	22	10	9	9	17
Miami	18	23	13	10	5

Last FG - LEHIGH 2nd-00:13, UM 2nd-01:26.
 Largest lead - LEHIGH by 2 1st-19:14, UM by 24 2nd-01:26.
 LEHIGH led for 00:10. UM led for 39:04. Game was tied for 00:46.

Score tied - 0 times.
 Lead changed - 1 time.

Official Basketball Box Score -- Game Totals -- Final Statistics
Stephen F. Austin vs Miami
 11/13/18 7:00 pm at Coral Gables, FL (Watsco Center)

Stephen F. Austin 58 - 2-1

#	Player	Total		3-Ptr		Rebounds			PF	TP	A	TO	Blk	Stl	Min	
		FG-FGA	FG-FGA	FT-FTA	Off	Def	Tot									
04	Davonte Fitzgerald	f	3-12	0-2	0-0	3	2	5	1	6	0	1	1	0	22	
23	Nathan Bain	f	2-6	0-0	3-3	3	5	8	3	7	2	2	1	1	33	
24	Samuli Nieminen	f	1-2	0-1	0-0	0	0	0	0	2	0	1	1	0	8	
01	Kevon Harris	g	2-8	0-3	1-2	2	3	5	3	5	2	4	0	2	29	
05	Shannon Bogues	g	5-10	3-5	1-1	1	1	2	14	2	3	1	1	30		
02	Jock Hughes	g	1-3	0-0	0-0	1	0	1	1	2	0	1	0	8		
03	Mitchell Seraille	g	0-2	0-0	0-0	0	0	0	0	2	0	1	3	0	14	
11	Oddyst Walker	g	1-3	1-2	0-0	1	3	4	1	3	0	1	0	1	18	
20	Aaron Walton	g	0-1	0-0	0-0	0	0	0	0	1	0	1	0	0	7	
25	Karl Nicholas	g	8-11	0-0	1-1	3	5	8	1	17	0	1	0	0	21	
32	Jovan Grujic	g	1-3	0-0	0-0	0	0	0	0	2	0	0	0	0	8	
	Team					1	1	2								
	Totals		24-61	4-13	6-7	14	20	34	15	58	8	18	4	5	198	
	FG % 1st Half:	14-30	46.7%	2nd half:	10-31	32.3%	Game:		24-61	39.3%					Deadball	
	3FG % 1st Half:	1-5	20.0%	2nd half:	3-8	37.5%	Game:		4-13	30.8%					Rebounds	
	FT % 1st Half:	3-4	75.0%	2nd half:	3-3	100.0%	Game:		6-7	85.7%					0	

Miami 96 - 2-0

#	Player	Total		3-Ptr		Rebounds			PF	TP	A	TO	Blk	Stl	Min	
		FG-FGA	FG-FGA	FT-FTA	Off	Def	Tot									
21	Sam Waardenburg	f	1-6	0-2	0-1	0	4	4	3	2	5	2	0	1	33	
15	Ebuka Izundu	c	11-13	0-0	0-1	11	8	19	1	22	3	0	4	3	32	
00	Chris Lykes	g	7-12	2-5	4-5	0	2	2	1	20	6	1	0	3	28	
01	DJ Vasiljevic	g	4-9	4-7	5-5	1	3	4	3	17	0	1	0	0	30	
03	Anthony Lawrence	g	8-12	2-4	0-0	0	3	3	0	18	3	1	1	2	31	
02	Willie Herenton	g	0-0	0-0	0-0	0	0	0	0	0	0	0	0	0	2	
03	Zach Johnson	g	5-11	3-5	2-4	1	2	3	1	15	4	3	0	0	28	
22	Deng Gak	g	1-6	0-0	0-2	3	1	4	2	2	1	0	1	1	17	
	Team					1	1	2								
	Totals		37-69	11-23	11-18	17	24	41	11	96	22	8	6	10	201	
	FG % 1st Half:	23-41	56.1%	2nd half:	14-28	50.0%	Game:		37-69	53.6%					Deadball	
	3FG % 1st Half:	6-15	40.0%	2nd half:	5-8	62.5%	Game:		11-23	47.8%					Rebounds	
	FT % 1st Half:	1-2	50.0%	2nd half:	10-16	62.5%	Game:		11-18	61.1%					2	

Officials: Ted Valentine, Jamie Luckie, Job Hartness
 Technical fouls: Stephen F. Austin-None. Miami-None.
 Attendance: 6066

Score by periods	1st	2nd	Total
Stephen F. Austin	32	26	58
Miami	53	43	96

Points	In Paint	Off T/O	2nd Chance	Fast Break	Bench
Stephen F. Austin	34	9	11	8	24
Miami	46	30	15	10	17

Last FG - SFA 2nd-00:14, UM 2nd-00:33.
 Largest lead - SFA None, UM by 40 2nd-00:33.
 SFA led for 00:00. UM led for 38:04. Game was tied for 01:56.

Score tied - 1 time.
 Lead changed - 0 times.

Official Basketball Box Score -- Game Totals -- Final Statistics
Bethune-Cookman vs Miami
 11/17/18 2:00 pm at Coral Gables, FL (Watsco Center)

Bethune-Cookman 70 - 2-3

#	Player	Total		3-Ptr		Rebounds			PF	TP	A	TO	Blk	Stl	Min	
		FG-FGA	FG-FGA	FT-FTA	Off	Def	Tot									
11	Soufuyane Diakite	f	0-3	0-1	0-0	0	2	2	2	0	1	1	1	0	16	
12	Shawntrez Davis	f	1-6	0-1	0-0	0	2	2	5	2	0	1	0	0	16	
01	Malik Maitland	g	11-16	5-7	2-2	3	6	9	3	29	3	4	0	3	38	
02	Houston Smith	g	2-6	0-1	0-0	0	2	2	0	4	1	2	0	0	16	
15	Mark Gordon	g	2-6	1-3	0-0	0	1	1	4	5	0	2	0	0	17	
03	Wali Parks	g	2-4	0-1	0-0	2	1	3	4	4	2	0	1	0	21	
05	Leon Redd	g	1-5	0-4	1-2	1	2	3	4	3	0	2	0	1	21	
10	Cletrell Pope	g	7-10	0-0	4-4	2	8	10	2	18	1	0	3	1	31	
21	Dondre Duffus	g	1-3	0-0	3-5	0	1	1	1	5	4	0	0	0	23	
	Team					3	4	7								
	Totals		27-59	6-18	10-13	11	29	40	25	70	12	14	5	5	199	
	FG % 1st Half:	14-26	53.8%	2nd half:	13-33	39.4%	Game:		27-59	45.8%					Deadball	
	3FG % 1st Half:	3-7	42.9%	2nd half:	3-11	27.3%	Game:		6-18	33.3%					Rebounds	
	FT % 1st Half:	0-0	0.0%	2nd half:	10-13	76.9%	Game:		10-13	76.9%					1	

Miami 78 - 3-0

#	Player	Total		3-Ptr		Rebounds			PF	TP
---	--------	-------	--	-------	--	----------	--	--	----	----

Official Basketball Box Score -- Game Totals -- Final Statistics

Miami vs Fresno State
11/23/18 11:00 am at Titan Gym

Miami 78 - 5-0

Box score table for Miami vs Fresno State game, listing player stats including FG, 3-Ptr, Rebounds, and Points.

Fresno State 76 - 2-2

Box score table for Fresno State vs Miami game, listing player stats including FG, 3-Ptr, Rebounds, and Points.

Officials: Mike Greenstein, Kevin Brill, Rick Batsell
Technical fouls: Miami-None, Fresno State-None.

Score by periods table showing 1st, 2nd, and Total scores for Miami and Fresno State.

Last FG - UM 2nd-00:01, FS 2nd-02:33.
Largest lead - UM by 6 2nd-16:43, FS by 5 1st-17:51.

Official Basketball Box Score -- Game Totals -- Final Statistics

Miami vs Seton Hall
11/25/18 7:30 pm at Titan Gym

Miami 81 - 5-1

Box score table for Miami vs Seton Hall game, listing player stats including FG, 3-Ptr, Rebounds, and Points.

Seton Hall 83 - 4-2

Box score table for Seton Hall vs Miami game, listing player stats including FG, 3-Ptr, Rebounds, and Points.

Officials: Michael Irving, Chris Rastetter, Mike Greenstein
Technical fouls: Miami-None, Seton Hall-None.

Score by periods table showing 1st, 2nd, and Total scores for Miami and Seton Hall.

Last FG - UM 2nd-03:23, HALL 2nd-04:48.
Largest lead - UM by 6 1st-12:18, HALL by 7 2nd-06:22.

Official Basketball Box Score -- Game Totals -- Final Statistics

Rutgers vs Miami
11/28/18 7:15 pm at Coral Gables, FL (Watsco Center)

Rutgers 57 - 5-1

Box score table for Rutgers vs Miami game, listing player stats including FG, 3-Ptr, Rebounds, and Points.

Miami 54 - 5-2

Box score table for Miami vs Rutgers game, listing player stats including FG, 3-Ptr, Rebounds, and Points.

Officials: Mike Roberts, Brian Dorsey, Ron Groover
Technical fouls: Rutgers-None, Miami-None.

Score by periods table showing 1st, 2nd, and Total scores for Rutgers and Miami.

Last FG - RU 2nd-03:06, UM 2nd-01:22.
Largest lead - RU by 8 2nd-17:33, UM by 9 1st-13:24.



22 DENG GAK

R-Fr. • 6-10 • 211 • Forward
 Sydney, Australia
 Blair Academy (N.J.)

2018-19 HIGHLIGHTS

- Has played at least 11 minutes off the bench in each game this season
- Scored first college points in win over Stephen F. Austin (11/13)
- Recorded six rebounds and three blocks in 14 minutes of action in his Miami debut against Lehigh (11/9)


2018-19 GAME-BY-GAME

	GS	Min	FG	Pct	3FG	Pct	FT	Pct	O-D-T	Avg	PF	FO	A	TO	Blk	Stl	Pts	Avg
Lehigh	14	0-3	.000	0-1	.000	0-2	.000	1-5-6	6.0	3	0	1	0	3	0	0	0.0	
Stephen F. Austin	17	1-6	.167	0-0	.000	0-2	.000	3-1-4	5.0	2	0	1	0	1	1	2	1.0	
Bethune-Cookman	11	1-2	.500	0-0	.000	0-0	.000	2-1-3	4.3	0	0	0	1	2	0	2	1.3	
vs La Salle	15	2-4	.500	0-0	.000	0-0	.000	3-4-7	5.0	3	0	1	0	0	0	4	2.0	
vs Fresno State	12	1-1	1.000	0-0	.000	0-0	.000	1-0-1	4.2	1	0	1	0	0	0	2	2.0	
vs Seton Hall	15	2-3	.667	0-0	.000	0-0	.000	2-1-3	4.0	3	0	0	1	1	0	4	2.3	
Rutgers	14	0-3	.000	0-0	.000	1-2	.500	2-4-6	4.3	2	0	1	0	0	0	1	2.1	

CAREER HIGHS

- Points**
 Career: 4 2x, last vs. Seton Hall, 11/25/18
 ACC: -
- Rebounds**
 Career: 7 vs. La Salle, 11/25/18
 ACC: -
- Assists**
 Career: 1 5x, last vs. Rutgers, 11/28/18
 ACC: -
- Steals**
 Career: 1 Stephen F. Austin, 11/13/18
 ACC: -
- Blocked Shots**
 Career: 3 Lehigh, 11/9/18
 ACC: -
- Field Goals**
 Career: 2 2x, last vs. Seton Hall, 11/25/18
 ACC: -
- Field-Goal Attempts**
 Career: 6 Stephen F. Austin, 11/13/18
 ACC: -
- Free Throws**
 Career: 1 Rutgers, 11/28/18
 ACC: -
- Free-Throw Attempts**
 Career: 2 3x, last vs. Rutgers, 11/28/18
 ACC: -
- 3-Point Field Goals**
 Career: -
 ACC: -
- 3-Point Field-Goal Attempts**
 Career: 1 Lehigh, 11/9/18
 ACC: -
- Minutes**
 Career: 17 Stephen F. Austin, 11/13/18
 ACC: -

GAK'S CAREER STATISTICS												3-Point				Free Throws			-----Rebounds-----				Scoring		
Season	GP	GS	Min.	Avg.	FG	FGA	Pct.	FG	FGA	Pct.	FT	FTA	Pct.	Off.	Def.	Tot.	Avg.	PF	FO	Ast.	TO	Blk	Stl	Pts.	Avg.
2018-19	7	0	98	14.0	7	22	.318	0	1	.000	1	6	.167	14	16	30	4.3	14	0	5	2	7	1	15	2.1
TOTAL	7	0	98	14.0	7	22	.318	0	1	.000	1	6	.167	14	16	30	4.3	14	0	5	2	7	1	15	2.1



20 DEWAN HERNANDEZ

Jr. • 6-11 • 235 • Forward
Miami, Florida
Miami Norland HS

2018-19 HIGHLIGHTS

- Withheld from competition to start season as the University and NCAA review his eligibility
- Named to Kareem Abdul-Jabbar Award Watch List (one of 20 candidates), presented to nation's top center
- Legally changed last name from Huell to Hernandez in October to honor his mother, Christina Hernandez

2017-18				2016-17			
Opponent	P	R	A	Opponent	P	R	A
Gard-Webb	14	8	2	WCU	13	7	1
Navy	14	10	1	at N. Florida	15	8	0
Florida A&M	10	5	0	Penn	11	5	0
vs. La Salle	16	7	0	vs Stanford	3	3	0
N. Florida	13	6	0	vs Iowa State	5	6	0
at Minnesota	23	2	0	vs Florida	10	6	1
vs. Princeton	9	1	0	Rutgers	14	7	0
Boston U.	6	6	1	vs Wofford	2	1	0
at GW	15	12	0	SC State	5	3	0
at Hawai'i	16	6	0	FAU	9	10	0
vs. NMSU	10	9	1	GW	2	1	0
vs. MTSU	21	3	0	Columbia	4	1	0
at Pitt	8	7	0	NC State	0	0	1
at Ga. Tech	13	8	1	at Syracuse	6	3	1
FSU	20	8	1	Notre Dame	2	0	0
at Clemson	10	7	2	at Pittsburgh	4	3	0
Duke	18	13	1	at Wake Forest	9	8	0
at NC State	8	2	0	at Duke	7	3	0
Louisville.	18	12	0	Boston Coll.	8	3	1
at FSU	8	6	0	North Carolina	5	1	0
Pittsburgh	11	6	1	Florida State	7	1	0
at Va. Tech	3	4	0	at NC State	3	2	0
Wake Forest	10	10	0	Virginia Tech	3	5	0
at BC	2	4	1	at Louisville	4	3	1
Virginia	0	3	0	Georgia Tech	13	2	0
Syracuse	7	10	0	Clemson	6	1	0
at ND	7	3	0	at Virginia	1	1	0
BC	16	9	2	Duke	2	1	0
at UNC	14	8	0	at Va Tech	0	1	0
Va. Tech	9	4	0	vs Florida St.	5	2	0
vs. UNC	5	7	0	vs Syracuse	DNP		
vs. Loyola	11	7	1	vs UNC	1	1	0
				vs Michigan St.	8	0	0

SEASON/CAREER HIGHS

Points
 Season: –
 Career: 23 at Minnesota, 11/29/17
 ACC: 20 Florida State, 1/7/18

Rebounds
 Season: –
 Career: 13 Duke, 1/15/18
 ACC: 13 Duke, 1/15/18

Assists
 Season: –
 Career: 2 3x, last vs. BC, 2/24/18
 ACC: 2 2x, last vs. BC, 2/24/18

Steals
 Season: –
 Career: 2 4x, last at Florida St., 1/27/18
 ACC: 2 2x, last at Florida St., 1/27/18

Blocked Shots
 Season: –
 Career: 3 2x, last vs. Boston U., 12/5/17
 ACC: 3 Virginia Tech, 2/8/17

Field Goals
 Season: –
 Career: 10 at Minnesota, 11/29/17
 ACC: 8 2x, last vs. Duke, 1/15/18

Field-Goal Attempts
 Season: –
 Career: 16 2x, last vs. Duke, 1/15/18
 ACC: 16 Duke, 1/15/18

Free Throws
 Season: –
 Career: 7 Middle Tennessee, 12/25/17
 ACC: 5 2x, last at Georgia Tech, 1/3/18

Free-Throw Attempts
 Season: –
 Career: 8 Middle Tennessee, 12/25/17
 ACC: 7 Florida State, 1/7/18

3-Point Field Goals
 Season: –
 Career: –
 ACC: –

3-Point Field-Goal Attempts
 Season: –
 Career: 1 5x, last vs. Duke, 1/15/18
 ACC: 1 4x, last vs. Duke, 1/15/18

Minutes
 Season: –
 Career: 36 at Florida State, 1/27/18
 ACC: 36 at Florida State, 1/27/18

CAREER DOUBLE-DOUBLES

15p, 12r at George Washington, 12/16/17
 14p, 10r vs. Navy, 11/12/17
 18p, 13r vs. Duke, 1/15/18
 18p, 12r vs. Louisville, 1/24/18
 10p, 10r vs. Wake Forest, 2/7/18

HERNANDEZ'S CAREER STATISTICS											3-Point				Free Throws				-----Rebounds-----				Scoring			
Season	GP	GS	Min.	Avg.	FG	FGA	Pct.	FG	FGA	Pct.	FT	FTA	Pct.	Off.	Def.	Tot.	Avg.	PF	FO	Ast.	TO	Blk	Stl	Pts.	Avg.	
2016-17	32	15	557	17.4	77	145	.531	0	2	.000	33	51	.647	45	54	99	3.1	61	0	6	30	25	13	187	5.8	
2017-18	32	32	825	25.8	147	255	.576	0	3	.000	71	103	.689	65	148	213	6.7	60	0	14	44	31	16	365	11.4	
2018-19	–																									
TOTAL	64	47	1382	21.6	224	400	.560	0	5	.000	104	154	.675	110	202	312	4.9	121	0	20	74	56	29	552	8.6	



15 EBUKA IZUNDU

Sr. • 6-10 • 232 • Center
Charlotte, North Carolina / Lagos, Nigeria
Victory Christian Center

2018-19 HIGHLIGHTS

- Recorded third career double-double (second this season) with 12 points, 12 rebounds against Rutgers (11/28); missed several stretches in game with cramps
- Averaged 10.3 ppg and 6.3 rpg in three games at Wooden Legacy; scored in double figures in each game
- Had career night against Stephen F. Austin (11/13), recording career highs in points (22), rebounds (19), blocks (four) and assists (three). He also tied a career best with three steals.
- It was the most rebounds by a UM player since Reggie Johnson piled up 20 boards on March 16, 2011, against FAU.
- Just missed double-double in opener with 10 points, nine rebounds against Lehigh (11/9)

2017-18				2016-17				2015-16			
Opponent	P	R	A	Opponent	P	R	A	Opponent	P	R	A
Gard-Webb	14	10	1	WCU	13	7	1	UTRGV	0	0	0
Navy	12	4	2	at N. Florida	15	8	0	Louisiana	0	0	0
Florida A&M	4	6	0	vs Stanford	0	3	0	vs. Miss. St.	11	7	0
vs. La Salle	3	2	0	vs Iowa State	0	3	0	vs. Utah	4	3	1
N. Florida	5	7	0	vs Florida	0	0	0	Charlotte	0	0	1
at Minnesota	0	3	1	Rutgers	4	2	0	Florida	0	1	0
vs. Princeton	6	4	0	vs Wofford	9	5	0	Charleston	1	0	0
Boston U.	0	5	0	SC State	9	3	0	at La Salle	6	4	0
at GW	2	3	0	FAU	2	2	0	at Clemson	0	0	0
at Hawai'i	7	3	0	GW	12	4	0	Pittsburgh	2	0	0
vs. NMSU	4	3	0	Columbia	6	3	1	at Florida St.	0	0	0
vs. MTSU	2	2	0	NC State	3	7	0	Virginia Tech	0	0	0
at Pitt	4	5	1	at Syracuse	0	2	0	at UNC	6	2	1
at Ga. Tech	0	1	0	Notre Dame	2	4	0	at Va. Tech	2	0	0
FSU	4	1	0	at Pittsburgh	2	2	0	vs. Villanova	0	2	0
at Clemson	0	3	0	at Wake	6	5	0				
Duke	2	3	0	at Duke	0	2	1				
at NC State	15	3	0	Boston Coll.	0	2	0				
Louisville.	2	1	0	UNC	0	3	0				
at FSU	2	0	0	Florida State	0	1	0				
Pittsburgh	4	4	0	at NC State	16	6	0				
at Va. Tech	5	2	0	Virginia Tech	8	1	1				
Wake Forest	3	2	0	at Louisville	8	5	0				
at BC	6	4	0	Georgia Tech	2	3	0				
Virginia	8	5	0	Clemson	12	2	1				
Syracuse	2	2	0	at Virginia	6	3	1				
at ND	14	8	0	Duke	3	5	0				
BC	4	6	0	at Va. Tech	0	2	0				
at UNC	12	5	0	vs Florida St.	0	2	0				
Va. Tech	4	3	0	vs Syracuse	0	1	0				
vs. UNC	5	5	2	vs UNC	2	2	0				
vs. Loyola	5	5	1	vs Mich. St.	5	3	0				

2018-19 GAME-BY-GAME

	GS	Min	FG	Pct	3FG	Pct	FT	Pct	O-D-T	Avg	PF	FO	A	TO	Blk	Stl	Pts	Avg
Lehigh	*	28	3-5	.600	0-0	.000	4-6	.667	4-5-9	9.0	3	0	1	2	3	0	10	10.0
Stephen F. Austin	*	32	11-13	.846	0-0	.000	0-1	.000	11-8-19	14.0	1	0	3	0	4	3	22	16.0
Bethune-Cookman	*	27	2-8	.250	0-0	.000	1-2	.500	3-1-4	10.7	5	1	1	2	3	0	5	12.3
vs La Salle	*	23	5-5	1.000	0-0	.000	0-0	.000	2-6-8	10.0	4	0	1	5	1	1	10	11.8
vs Fresno State	*	21	3-3	1.000	0-0	.000	4-5	.800	1-5-6	9.2	5	1	1	0	1	0	10	11.4
vs Seton Hall	*	21	3-4	.750	1-1	1.000	4-6	.667	1-4-5	8.5	4	0	1	2	2	0	11	11.3
Rutgers	*	26	5-8	.625	0-1	.000	2-2	1.000	4-8-12	9.0	2	0	1	2	1	0	12	11.4

SEASON/CAREER HIGHS

Points
 Season: 22 Stephen F. Austin, 11/13/18
 Career: 22 Stephen F. Austin, 11/13/18
 ACC: 16 at NC State, 2/4/17

Rebounds
 Season: 19 Stephen F. Austin, 11/13/18
 Career: 19 Stephen F. Austin, 11/13/18
 ACC: 7 NC State, 12/31/16

Assists
 Season: 3 Stephen F. Austin, 11/13/18
 Career: 3 Stephen F. Austin, 11/13/18
 ACC: 1 6x, last at Pitt, 12/30/17

Steals
 Season: 3 Stephen F. Austin, 11/13/18
 Career: 3 2x, last vs. SFA, 11/13/18
 ACC: 3 at Notre Dame, 2/19/18

Blocked Shots
 Season: 4 Stephen F. Austin, 11/13/18
 Career: 4 Stephen F. Austin, 11/13/18
 ACC: 3 Notre Dame, 1/12/17

Field Goals
 Season: 11 Stephen F. Austin, 11/13/18
 Career: 11 Stephen F. Austin, 11/13/18
 ACC: 7 2x, last at Notre Dame, 2/19/18

Field-Goal Attempts
 Season: 13 Stephen F. Austin, 11/13/18
 Career: 13 Stephen F. Austin, 11/13/18
 ACC: 10 Clemson, 2/18/17

3-Point Field Goals
 Season: 1 vs. Seton Hall, 11/25/18
 Career: 1 vs. Seton Hall, 11/25/18
 ACC: -

3-Point Field Goal Attempts
 Season: 1 vs. Seton Hall, 11/25/18
 Career: 1 vs. Seton Hall, 11/25/18
 ACC: -

Free Throws
 Season: 4 3x, last vs. Seton Hall, 11/25/18
 Career: 5 vs. Mississippi State, 11/19/15
 ACC: 4 2x, last at NC State, 2/4/17

Free-Throw Attempts
 Season: 6 2x, last vs. Seton Hall, 11/25/18
 Career: 7 vs. Mississippi State, 11/19/15
 ACC: 6 at North Carolina, 2/20/16

Minutes
 Season: 32 Stephen F. Austin, 11/13/18
 Career: 32 Stephen F. Austin, 11/13/18
 ACC: 27 at NC State, 2/4/17

CAREER DOUBLE-DOUBLES

14p, 10r vs. Gardner-Webb, 11/10/17
 22p, 19r vs. Stephen F. Austin, 11/13/18
 12p, 12r vs. Rutgers, 11/28/18

IZUNDU'S CAREER STATISTICS											3-Point				Free Throws			Rebounds					Scoring		
Season	GP	GS	Min.	Avg.	FG	FGA	Pct.	FG	FGA	Pct.	FT	FTA	Pct.	Off.	Def.	Tot.	Avg.	PF	FO	Ast.	TO	Blk	Stl	Pts.	Avg.
2015-16	15	0	79	5.3	10	16	.625	0	0	.000	12	19	.632	13	6	19	1.3	17	0	3	5	3	2	32	2.1
2016-17	32	7	417	13.0	53	98	.541	0	0	.000	29	42	.690	47	50	97	3.0	75	2	6	27	25	7	135	4.2
2017-18	32	2	467	14.6	72	104	.692	0	0	.000	16	34	.471	56	64	120	3.8	76	1	8	27	20	15	160	5.0
2018-19	7	7	178	25.4	32	46	.696	1	2	.500	15	22	.682	26	37	63	9.0	24	2	9	13	15	4	80	11.4
TOTAL	86	18	1141	13.3	167	264	.633	1	2	.500	72	117	.615	142	157	299	3.5	192	5	26	72	63	28	407	4.7



5 ZACH JOHNSON

R-Sr. • 6-2 • 192 • Guard

Miami, Florida

Florida Gulf Coast Univ./Norland HS

CAREER

- Ranks 30th nationally in career scoring among active Division I players (1,439)
- Also ranks 17th nationally in career steals (155), 19th in games (110) and 36th in assists (340)

2018-19 HIGHLIGHTS

- Named to Wooden Legacy All-Tournament Team
- Averaged 18.0 ppg in three games at Wooden Legacy
- Made first Miami start at Wooden Legacy in championship game vs. Seton Hall (11/25)
- Scored season-high 24 points, including go-ahead putback dunk with 0.6 seconds remaining, in win over Fresno State (11/23)
- The 24-point effort was his 13th career 20-point game
- Played 22 minutes and scored five points in Miami debut against Lehigh (11/9)

2017-18

Opponent	P	R	A
Illinois State	27	4	4
at Siena	13	3	1
at BGSU	8	5	4
at Middle Tenn	18	5	1
Denver	20	2	1
Navy	17	5	3
St. Francis Brk	8	4	3
Webber Int'l	16	3	2
Middle Tenn	7	2	4
FAU	12	0	0
at UT Arlington	13	5	2
Oral Roberts	3	1	8
at FIU	12	2	3
at Wichita St	19	4	2
at Rhode Island	6	2	1
Fla. Memorial	19	3	5
Florida Tech	6	4	4
Stetson	19	4	3
USC Upstate	17	2	6
NJIT	19	6	4
at Lipscomb	14	3	1
at Kennesaw	17	6	4
at N. Florida	19	5	5
Jacksonville	18	3	1
N. Florida	16	7	7
at Jacksonville	25	6	1
at NJIT	15	3	3
at USC Upstate	14	2	5
Kennesaw	16	1	2
Lipscomb	19	1	0
at Stetson	9	1	1
USC Upstate	26	4	3
N. Florida	17	2	6
Lipscomb	37	1	2
at Okla. State	23	4	2

2016-17

Opponent	P	R	A
vs. Florida	6	1	2
UT Arlington	24	3	3
at Baylor	17	3	4
at Michigan St.	5	4	2
Binghamton	9	3	4
Long Beach St.	21	3	2
Ave Maria	DNP		
at Ga Southern	16	4	4
Siena	11	2	3
FIU	0	0	3
Ga Southern	13	1	1
at La Salle	18	5	3
at La Tech	13	2	4
Fla. National	9	1	4
at FAU	4	0	0
Florida Tech	10	1	5
at Stetson	3	2	3
at Kennesaw	14	1	2
at Lipscomb	23	4	3
USC Upstate	11	2	2
NJIT	19	4	6
at N. Florida	9	4	3
Jacksonville	11	5	3
N. Florida	16	3	4
at J'ville	11	2	1
Lipscomb	6	4	1
Kennesaw	10	4	3
at NJIT	0	2	3
at USC Upstate	7	5	4
Stetson	24	6	3
Stetson	19	2	1
Kennesaw	7	4	3
N. Florida	10	2	3
vs. Florida St	17	4	6

2015-16

Opponent	P	R	A
at Ohio	4	2	1
Texas Wesly.	8	4	6
Youngstown St.	2	2	1
N. Dakota	4	2	4
Bowling Green	26	3	4
at Florida	6	4	1
Ave Maria	2	1	6
at Texas A&M	13	2	3
at FIU	12	3	6
UMass	2	0	0
S. Dakota St.	4	5	2
La. Tech	4	3	1
vs S. Dakota	8	1	2
La Salle	10	2	5
Eckerd	17	4	1
Webber Int'l	13	2	5
Stetson	17	4	5
NJIT	16	4	3
USC Upstate	18	0	6
at Kennesaw	15	5	0
at Lipscomb	13	5	1
Jacksonville	16	4	0
at N. Florida	8	1	3
at J'ville	25	2	5
N. Florida	11	2	6
at USC Upstate	6	2	3
at NJIT	7	0	2
Lipscomb	12	4	7
Kennesaw	12	0	5
at Stetson	11	3	3
Kennesaw	14	4	3
at N. Florida	15	1	1
Stetson	19	2	5
vs. Fair. Dick.	8	5	7
vs. N Carolina	9	1	2

SEASON/CAREER HIGHS

Points

Season: 24 vs. Fresno State, 11/23/18

Career: 37* vs. Lipscomb, 3/4/18

ACC: -

Rebounds

Season: 4 2x, last vs. Rutgers, 11/28/18

Career: 7* North Florida, 1/29/18

ACC: -

Assists

Season: 5 vs. La Salle, 11/22/18

Career: 9* at Georgia Southern, 12/4/16

ACC: -

Steals

Season: 3 Rutgers, 11/28/18

Career: 4* 8x, last vs. Lipscomb, 2/17/18

ACC: -

Field Goals Made

Season: 8 vs. Fresno State, 11/23/18

Career: 11* 2x, last vs. Stetson, 2/26/18

ACC: -

Field Goals Attempted

Season: 16 vs. Fresno State, 11/23/18

Career: 19* 2x, last vs. Lipscomb, 3/4/18

ACC: -

Free Throws Made

Season: 7 vs. Fresno State, 11/23/18

Career: 9* at Lipscomb, 1/14/17

ACC: -

Free Throws Attempted

Season: 11 vs. Fresno State, 11/23/18

Career: 15* Siena, 12/9/16

ACC: -

3-Point Field Goals Made

Season: 3 Stephen F. Austin, 11/13/18

Career: 9* vs. Lipscomb, 3/4/18

ACC: -

3-Point Field Goals Attempted

Season: 5 Stephen F. Austin, 11/13/18

Career: 13* vs. Lipscomb, 3/4/18

ACC: -

Minutes

Season: 37 2x, last vs. Rutgers, 11/28/18

Career: 42* 2x, last at USC Upstate, 2/18/17

ACC: -

*while at Florida Gulf Coast

2018-19 GAME-BY-GAME

	GS	Min	FG	Pct	3FG	Pct	FT	Pct	O-D-T	Avg	PF	FO	A	TO	Blk	Stl	Pts	Avg
Lehigh	22	2-6	.333	1-3	.333	0-1	.000	0-0-0	0.0	1	0	3	4	0	2	5	5.0	
Stephen F. Austin	28	5-11	.455	3-5	.600	2-4	.500	1-2-3	1.5	1	0	4	3	0	0	15	10.0	
Bethune-Cookman	29	3-10	.300	0-3	.000	3-6	.500	1-2-3	2.0	2	0	0	0	1	1	9	9.7	
vs La Salle	27	3-8	.375	1-3	.333	5-7	.714	0-4-4	2.5	0	0	5	1	0	1	12	10.3	
vs Fresno State	34	8-16	.500	1-4	.250	7-11	.636	1-1-2	2.4	3	0	3	0	0	2	24	13.0	
vs Seton Hall	* 37	5-7	.714	2-3	.667	6-6	1.000	0-3-3	2.5	2	0	2	2	0	0	18	13.8	
Rutgers	* 37	6-15	.400	0-4	.000	0-3	.000	2-2-4	2.7	2	0	2	2	2	3	12	13.6	

JOHNSON'S CAREER STATISTICS										3-Point		Free Throws			Rebounds				Scoring						
Season	GP	GS	Min.	Avg.	FG	FGA	Pct.	FG	FGA	Pct.	FT	FTA	Pct.	Off.	Def.	Tot.	Avg.	PF	FO	Ast.	TO	Blk	Stl	Pts.	Avg.
2015-16*	35	20	941	26.9	141	298	.473	27	71	.380	78	120	.650	11	78	89	2.5	83	2	115	82	19	31	387	11.1
2016-17*	33	32	967	29.3	136	357	.381	54	157	.344	67	106	.632	18	75	93	2.8	77	2	102	88	12	45	393	11.9
2017-18*	35	35	1134	32.4	203	433	.469	69	176	.392	89	114	.781	15	100	115	3.3	72	2	104	79	5	70	564	16.1
2018-19	7	2	214	30.6	32	73	.438	8	25	.320	23	38	.605	5	14	19	2.7	11	0	19	12	3	9	95	13.6
Total	110	79	3256	29.6	512	1161	.441	158	429	.371	257	378	.682	49	267	316	2.9	243	6	340	261	39	155	1439	13.1

* at Florida Gulf Coast



3 ANTHONY LAWRENCE II

Sr. • 6-7 • 207 • Guard
 St. Petersburg, Florida
 Lakewood Senior HS

2018-19 HIGHLIGHTS

- Averaged 10.0 ppg in three games at Wooden Legacy
- Scored 17 points in Wooden Legacy championship game against Seton Hall (11/25)
- Recorded third career double (19 pts, 12 rebs) in season opener against Lehigh (11/9)

2017-18				2016-17				2015-16			
Opponent	P	R	A	Opponent	P	R	A	Opponent	P	R	A
Gard-Webb	3	7	1	WCU	14	5	1	UTRGV	1	2	0
Navy	10	7	2	at N. Florida	4	4	0	Louisiana	12	6	4
Florida A&M	11	4	1	Penn	0	3	2	vs. Miss. St.	10	4	2
vs. La Salle	7	10	5	vs Stanford	18	3	1	vs. Utah	0	0	2
N. Florida	14	4	3	vs Iowa State	6	2	0	vs. Butler	7	1	1
at Minnesota	8	7	4	vs Florida	2	3	2	Northeastern	0	1	0
vs. Princeton	5	10	3	Rutgers	8	4	0	at Nebraska	13	7	0
Boston U.	5	2	6	vs Wofford	3	5	1	Charlotte	9	1	1
at GW	5	9	3	SC State	5	7	1	Charleston	11	2	1
at Hawaii	11	4	0	FAU	13	6	0	at La Salle	2	2	3
vs. NMSU	4	4	1	GW	2	2	2	Princeton	0	1	0
vs. MTSU	9	5	2	Columbia	10	5	1	Syracuse	1	2	0
at Pitt	12	6	2	NC State	6	5	1	Florida State	0	0	0
at Ga. Tech	9	12	1	at Syracuse	0	0	1	at Virginia	0	1	0
FSU	1	12	0	Notre Dame	6	9	1	at Clemson	3	1	0
at Clemson	16	4	0	at Pittsburgh	9	5	2	at BC	0	0	1
Duke	13	7	1	at Wake	16	0	2	Wake Forest	0	0	0
at NC State	15	3	4	at Duke	0	0	0	at NC State	0	0	0
Louisville.	2	6	1	Boston Coll.	7	6	1	Notre Dame	18	2	0
at FSU	19	5	1	North Carolina	3	4	4	at Ga Tech	5	3	3
Pittsburgh	10	10	3	Florida State	2	2	1	Pittsburgh	2	1	0
at Va. Tech	25	13	2	at NC State	19	4	2	at Florida St	3	1	1
Wake Forest	4	4	2	Virginia Tech	12	4	3	Virginia Tech	5	2	0
at BC	6	9	4	at Louisville	7	3	3	at UNC	11	4	2
Virginia	2	7	2	Georgia Tech	4	4	2	Virginia	1	3	2
Syracuse	4	4	5	Clemson	10	4	5	Louisville	3	2	1
at ND	7	6	6	at Virginia	4	6	5	at Notre Dame	0	1	2
BC	13	9	0	Duke	2	3	2	at Va Tech	2	4	0
at UNC	6	3	2	at Va Tech	18	5	1	vs. Va Tech	4	2	1
Va. Tech	8	6	3	vs Florida St	2	1	1	vs. Virginia	5	4	0
vs. UNC	12	6	1	vs Syracuse	3	2	4	vs. Buffalo	0	0	0
vs. Loyola	4	3	1	vs UNC	6	3	1	vs. Wichita St	0	2	0
				vs Mich. State	3	3	0	vs. Villanova	8	1	0

2018-19 GAME-BY-GAME

	GS	Min	FG	Pct	3FG	Pct	FT	Pct	O-D-T	Avg	PF	FO	A	TO	Blk	Stl	Pts	Avg
Lehigh	*	35	5-9	.556	4-7	.571	5-6	.833	1-11-12	12.0	2	0	2	0	3	3	19	19.0
Stephen F. Austin	*	31	8-12	.667	2-4	.500	0-0	.000	0-3-3	7.5	0	0	3	1	1	2	18	18.5
Bethune-Cookman	*	37	4-11	.364	1-5	.200	4-4	1.000	2-7-9	8.0	1	0	2	4	0	1	13	16.7
vs La Salle	*	32	3-8	.375	0-4	.000	0-0	.000	0-5-5	7.3	2	0	3	4	2	2	6	14.0
vs Fresno State	*	31	2-5	.400	0-1	.000	3-3	1.000	1-4-5	6.8	3	0	3	5	0	1	7	12.6
vs Seton Hall	*	32	8-16	.500	0-5	.000	1-2	.500	0-2-2	6.0	4	0	1	4	1	1	17	13.3
Rutgers	*	36	6-13	.462	4-8	.500	0-0	.000	1-7-8	6.3	1	0	4	0	2	1	16	13.7

SEASON/CAREER HIGHS

Points

Season: 19 Lehigh, 11/9/18
 Career: 25 at Virginia Tech, 2/3/18
 ACC: 25 at Virginia Tech, 2/3/18

Rebounds

Season: 12 Lehigh, 11/9/18
 Career: 13 at Virginia Tech, 2/3/18
 ACC: 13 at Virginia Tech, 2/3/18

Assists

Season: 4 Rutgers, 11/28/18
 Career: 6 2x, last at Notre Dame, 2/19/18
 ACC: 6 at Notre Dame, 2/19/18

Steals

Season: 3 Lehigh, 11/9/18
 Career: 5 Duke, 1/15/18
 ACC: 5 Duke, 1/15/18

Blocked Shots

Season: 3 Lehigh, 11/9/18
 Career: 3 6x, last vs. Lehigh, 11/9/18
 ACC: 3 2x, last at Virginia Tech, 2/3/18

Field Goals

Season: 8 2x, last vs. Seton Hall, 11/25/18
 Career: 9 at Virginia Tech, 2/3/18
 ACC: 9 at Virginia Tech, 2/3/18

Field-Goal Attempts

Season: 16 vs. Seton Hall, 11/25/18
 Career: 16 vs. Seton Hall, 11/25/18
 ACC: 13 Boston College, 2/24/18

Free Throws

Season: 5 Lehigh, 11/9/18
 Career: 6 North Florida, 11/25/17
 ACC: 4 6x, last at Virginia Tech, 2/3/18

Free-Throw Attempts

Season: 6 Lehigh, 11/9/18
 Career: 7 North Florida, 11/25/17
 ACC: 5 3x, last at Virginia Tech, 2/3/18

3-Point Field Goals

Season: 4 2x, last vs. Rutgers, 11/28/18
 Career: 4 5x, last vs. Rutgers, 11/28/18
 ACC: 4 3x, last at Florida State, 1/27/18

3-Point Field-Goal Attempts

Season: 8 Rutgers, 11/28/18
 Career: 9 5x, at Virginia Tech, 2/27/17
 ACC: 9 4x, at Virginia Tech, 2/27/17

Minutes

Season: 38 Rutgers, 11/28/18
 Career: 40 at Virginia, 2/20/17
 ACC: 40 at Virginia, 2/20/17

CAREER DOUBLE-DOUBLES

10p, 10r vs. Pitt, 1/31/18
 25p, 13r at Virginia Tech, 2/3/18
 19p, 12r vs. Lehigh, 11/9/18

LAWRENCE'S CAREER STATISTICS

Season	GP	GS	Min.	Avg.	FG	FGA	Pct.	3-Point	Free Throws	Rebounds	PF	FO	Ast.	TO	Blk	Stl	Pts.	Avg.							
								FG FGA Pct.	FT FTA Pct.	Off. Def. Tot. Avg.															
2015-16	33	0	397	12.0	47	92	.511	18	42	.429	24	40	.600	29	34	63	1.9	39	0	27	13	11	17	136	4.1
2016-17	33	18	857	26.0	72	173	.416	35	99	.354	45	62	.726	27	97	124	3.8	78	1	57	47	15	42	224	6.8
2017-18	32	31	975	30.5	100	214	.467	38	88	.432	43	63	.683	45	163	208	6.5	81	2	74	53	31	46	281	8.8
2018-19	7	7	234	33.4	36	74	.486	11	34	.324	13	15	.867	5	39	44	6.3	13	0	18	18	9	11	96	13.7
TOTAL	105	56	2463	23.5	255	553	.461	102	263	.388	125	180	.694	106	333	439	4.2	211	3	176	131	66	116	737	7.0



CHRIS LYKES

So. • 5-7 • 157 • Guard
 Mitchellville, Maryland
 Gonzaga College HS

2018-19 HIGHLIGHTS

- Scored 17 or more points in first six games this season
- Averaged 17.7 ppg in three games at Wooden Legacy
- Scored 20 or more points in each of the first three games this season, becoming first UM player since Joe Wylie in 1989 to do so to begin a season
- First UM player to record three straight 20-point efforts since Shane Larkin put up 20 or more points in consecutive games in 2013
- Scored career-high 22 points and also played career-best 39 minutes in season opener against Lehigh (11/9)

2018-19 GAME-BY-GAME

	GS	Min	FG	Pct	3FG	Pct	FT	Pct	O-D-T	Avg	PF	FO	A	TO	Blk	Stl	Pts	Avg
Lehigh	*	39	5-17	.294	4-8	.500	8-11	.727	1-4-5	5.0	3	0	4	2	0	2	22	22.0
Stephen F. Austin	*	28	7-12	.583	2-5	.400	4-5	.800	0-2-2	3.5	1	0	6	1	0	3	20	21.0
Bethune-Cookman	*	36	7-16	.438	3-8	.375	4-5	.800	0-2-2	3.0	3	0	6	2	0	2	21	21.0
vs La Salle	*	29	5-7	.714	1-1	1.000	7-8	.875	0-1-1	2.5	2	0	0	3	0	2	18	20.3
vs Fresno State	*	35	6-16	.375	2-8	.250	3-4	.750	0-5-5	3.0	3	0	2	4	0	3	17	19.6
vs Seton Hall	*	37	7-13	.538	2-5	.400	2-2	1.000	0-4-4	3.2	4	0	2	5	0	2	18	19.3
Rutgers	*	32	3-11	.273	2-6	.333	0-0	.000	0-2-2	3.0	2	0	4	5	0	1	8	17.7

2017-18

Opponent	P	R	A
Gard-Webb	3	1	1
Navy	8	1	2
Florida A&M	13	1	4
vs. La Salle	0	1	0
N. Florida	10	0	4
at Minnesota	10	1	0
vs. Princeton	5	1	2
Boston U.	8	0	0
at GW	3	0	1
at Hawai'i	7	5	0
vs. NMSU	1	1	0
vs. MTSU	8	0	2
at Pitt	10	1	0
at Ga. Tech	8	0	5
FSU	18	1	2
at Clemson	13	1	1
Duke	13	1	2
at NC State	6	2	5
Louisville.	9	0	4
at FSU	0	0	5
Pittsburgh	13	3	5
at Va. Tech	6	2	0
Wake Forest	13	2	5
at BC	16	3	2
Virginia	19	1	1
Syracuse	14	0	4
at ND	9	1	1
BC	15	0	3
at UNC	18	1	4
Va. Tech	15	1	7
vs. UNC	6	1	1
vs. Loyola	10	6	2

SEASON/CAREER HIGHS

Points

Season: 22 Lehigh, 11/9/18
 Career: 22 Lehigh, 11/9/18
 ACC: 19 Virginia, 2/13/18

Rebounds

Season: 5 2x, last vs. Fresno St., 11/23/18
 Career: 6 vs. Loyola Chicago, 3/15/18
 ACC: 3 2x, last at BC, 2/10/18

Assists

Season: 6 2x, last vs. Bethune, 11/17/18
 Career: 7 Virginia Tech, 3/3/18
 ACC: 7 Virginia Tech, 3/3/18

Steals

Season: 3 2x, last vs. Fresno St., 11/23/18
 Career: 3 3x, last vs. Fresno St., 11/23/18
 ACC: 2 Virginia Tech, 3/3/18

Blocked Shots

Season: -
 Career: 1 at NC State, 1/21/18
 ACC: 1 at NC State, 1/21/18

Field Goals

Season: 7 3x, last vs. Seton Hall, 11/25/18
 Career: 7 3x, last vs. Seton Hall, 11/25/18
 ACC: 6 2x, last at UNC, 2/13/18

Field-Goal Attempts

Season: 17 Lehigh, 11/9/18
 Career: 17 Lehigh, 11/9/18
 ACC: 16 Syracuse, 2/17/18

Free Throws

Season: 8 Lehigh, 11/9/18
 Career: 8 Lehigh, 11/9/18
 ACC: 7 Boston College, 2/24/18

Free-Throw Attempts

Season: 11 Lehigh, 11/9/18
 Career: 11 Lehigh, 11/9/18
 ACC: 8 Florida State, 1/7/18

3-Point Field Goals

Season: 4 Lehigh, 11/9/18
 Career: 4 2x, last vs. Lehigh, 11/9/18
 ACC: 4 at North Carolina, 2/27/18

3-Point Field-Goal Attempts


Season: 8 3x, last vs. Fresno St., 11/23/18
 Career: 10 Syracuse, 2/17/18
 ACC: 10 Syracuse, 2/17/18

Minutes

Season: 39 Lehigh, 11/9/18
 Career: 39 Lehigh, 11/9/18
 ACC: 34 Syracuse, 2/17/18

LYKES' CAREER STATISTICS

Season	GP	GS	Min.	Avg.	FG	FGA	Pct.	3FG	3FGA	Pct.	FT	FTA	Pct.	Off.	Def.	Tot.	Avg.	PF	FO	Ast.	TO	Blk	Stl	Pts.	Avg.
2017-18	32	10	690	21.6	100	249	.402	48	139	.345	59	82	.720	3	36	39	1.2	70	0	75	58	1	25	307	9.6
2018-19	7	7	236	33.7	40	92	.435	16	41	.390	28	35	.800	1	20	21	3.0	18	0	24	22	0	15	124	17.7
TOTAL	39	17	926	23.7	140	341	.411	64	180	.356	87	117	.744	4	56	60	1.5	88	0	99	80	1	40	431	11.1



13 ANTHONY MACK

R-Fr. • 6-6 • 214 • Guard
Las Vegas, Nevada
Univ. of Wyoming/Blair Academy (N.J.)

2018-19 HIGHLIGHTS

- Scored five points in 15 minutes against La Salle (11/22)
- Played eight minutes in his Miami debut in season opener vs. Lehigh (11/9)
- Joined team this summer after transferring from Wyoming
- Granted waiver from NCAA to gain immediate eligibility following transfer

2018-19 GAME-BY-GAME

	GS	Min	FG	Pct	3FG	Pct	FT	Pct	O-D-T	Avg	PF	FO	A	TO	Blk	Stl	Pts	Avg
Lehigh	8		0-4	.000	0-4	.000	0-0	.000	0-0-0	0.0	1	0	0	0	0	0	0	0.0
SFA	DNP																	
Bethune-Cookman	DNP																	
vs La Salle	15		2-4	.500	1-2	.500	0-0	.000	0-0-0	0.0	3	0	0	2	0	1	5	2.5
vs Fresno State	5		0-1	.000	0-0	.000	0-0	.000	0-0-0	0.0	1	0	1	0	0	0	0	1.7
vs Seton Hall	DNP																	
Rutgers	DNP																	

MACK'S CAREER STATISTICS													3-Point			Free Throws			Rebounds			Scoring			
Season	GP	GS	Min.	Avg.	FG	FGA	Pct.	FG	FGA	Pct.	FT	FTA	Pct.	Off.	Def.	Tot.	Avg.	PF	FO	Ast.	TO	Blk	Stl	Pts.	Avg.
2018-19	3	0	28	9.3	2	9	.222	1	6	.167	0	0	.000	0	0	0	0.0	5	0	1	2	0	1	5	1.7
TOTAL	3	0	28	9.3	2	9	.222	1	6	.167	0	0	.000	0	0	0	0.0	5	0	1	2	0	1	5	1.7

CAREER HIGHS

- Points**
Career: 5 vs. La Salle, 11/22/18
ACC: -
- Rebounds**
Career: -
ACC: -
- Assists**
Career: 1 vs. Fresno State, 11/23/18
ACC: -
- Steals**
Career: 1 vs. La Salle, 11/22/18
ACC: -
- Blocked Shots**
Career: -
ACC: -
- Field Goals**
Career: 2 vs. La Salle, 11/22/18
ACC: -
- Field-Goal Attempts**
Career: 4 2x, last vs. La Salle, 11/22/18
ACC: -
- Free Throws**
Career: -
ACC: -
- Free-Throw Attempts**
Career: -
ACC: -
- 3-Point Field Goals**
Career: 1 vs. La Salle, 11/22/18
ACC: -
- 3-Point Field-Goal Attempts**
Career: 4 Lehigh, 11/9/18
ACC: -
- Minutes**
Career: 15 vs. La Salle, 11/22/18
ACC: -



14 RODNEY MILLER JR.

Jr. • 7-0 • 255 • Center
Laurelton, New York
Oak Hill Academy

2018-18 HIGHLIGHTS

- Redshirting 2018-19 season

	2017-18						2017-18					
Opponent	P	R	A	Opponent	P	R	A					
Gard-Webb	0	1	0	WCU	5	2	0					
Navy	4	0	0	at North Florida	4	3	0					
Florida A&M	2	1	0	Penn	2	0	0					
vs. La Salle	0	0	0	vs Florida	0	0	0					
vs. Princeton	2	1	0	Rutgers	0	0	0					
vs. NMSU	0	1	0	SC State	0	2	0					
vs. MTSU	2	0	0	FAU	0	0	0					
at Pitt	2	0	0	NC State	0	0	0					
at Ga. Tech	0	0	0	at Syracuse	0	0	0					
at Va. Tech	2	3	0	at Pittsburgh	0	0	0					
Wake Forest	1	0	0	at Wake Forest	1	0	0					
at BC	0	0	0	Florida State	0	0	0					
at ND	0	0	0	at Louisville	0	0	0					
Va. Tech	2	0	0	vs N. Carolina	2	1	0					
vs. UNC	3	1	0	vs Michigan St.	0	1	0					

MILLER JR.'S CAREER STATISTICS													3-Point			Free Throws			Rebounds			Scoring			
Season	GP	GS	Min.	Avg.	FG	FGA	Pct.	FG	FGA	Pct.	FT	FTA	Pct.	Off.	Def.	Tot.	Avg.	PF	FO	Ast.	TO	Blk	Stl	Pts.	Avg.
2016-17	15	0	57	3.8	5	11	.455	0	0	.000	4	9	.444	4	5	9	0.6	6	0	0	1	1	0	14	0.9
2017-18	15	0	52	3.5	8	14	.571	0	0	.000	2	12	.167	3	4	7	0.5	7	0	0	3	1	0	18	1.2
2018-19	-																								
TOTAL	30	0	109	3.6	13	25	.520	0	0	.000	6	21	.286	7	9	16	0.5	13	0	0	4	2	0	32	1.1

CAREER HIGHS

- Points**
Career: 5 Western Carolina, 11/11/16
ACC: 2 3x, last vs. Virginia Tech, 3/3/18
- Rebounds**
Career: 3 2x, last at Virginia Tech, 2/3/18
ACC: 3 at Virginia Tech, 2/3/18
- Assists**
Career: -
ACC: -
- Steals**
Career: -
ACC: -
- Blocked Shots**
Career: 1 at Virginia Tech, 2/3/18
ACC: 1 at Virginia Tech, 2/3/18
- Field Goals**
Career: 2 at North Florida, 11/16/16
ACC: 1 2x last at Virginia Tech, 2/3/18
- Field-Goal Attempts**
Career: 4 Western Carolina, 11/11/16
ACC: 3 vs. North Carolina, 3/9/17
- Free Throws**
Career: 3 Western Carolina, 11/11/16
ACC: 1 2x, last vs. Wake Forest, 2/7/18
- Free-Throw Attempts**
Career: 6 Western Carolina, 11/11/16
ACC: 2 3x, last at Notre Dame, 2/19/18
- 3-Point Field Goals**
Career: -
ACC: -
- 3-Point Field-Goal Attempts**
Career: -
ACC: -
- Minutes**
Career: 11 at North Florida, 11/16/16
ACC: 8 vs. North Carolina, 3/9/17



2 WILLIE HERENTON

So. • 6-1 • 178 • Guard
Lincolnshire, Illinois
Stevenson HS

2018-19 HIGHLIGHTS

- Scored first five Miami points against La Salle (11/22)
- Saw his first playing time in final minute of season opener against Lehigh (11/9)
- Joined team as walk-on for 2018-19 season

2018-19 GAME-BY-GAME

	GS	Min	FG	Pct	3FG	Pct	FT	Pct	O-D-T	Avg	PF	FO	A	TO	Blk	Stl	Pts	Avg
Lehigh	0	0-0	.000	0-0	.000	0-0	.000	0-0-0	0.0	0	0	0	0	0	0	0	0	0.0
Stephen F. Austin	2	0-0	.000	0-0	.000	0-0	.000	0-0-0	0.0	0	0	0	0	0	0	0	0	0.0
Bethune-Cookman	DNP																	
vs La Salle	2	1-1	1.000	1-1	1.000	2-2	1.000	0-0-0	0.0	0	0	0	0	0	0	5	1.7	
vs Fresno State	DNP																	
vs Seton Hall	DNP																	
vs. Rutgers	DNP																	

CAREER HIGHS

Points

Career: 5 vs. La Salle, 11/22/18

ACC: -

Rebounds

Career: -

ACC: -

Assists

Career: -

ACC: -

Steals

Career: -

ACC: -

Blocked Shots

Career: -

ACC: -

Field Goals

Career: 1 vs. La Salle, 11/22/18

ACC: -

Field-Goal Attempts

Career: 1 vs. La Salle, 11/22/18

ACC: -

Free Throws

Career: 2 vs. La Salle, 11/22/18

ACC: -

Free-Throw Attempts

Career: 2 vs. La Salle, 11/22/18

ACC: -

3-Point Field Goals

Career: 1 vs. La Salle, 11/22/18

ACC: -

3-Point Field-Goal Attempts

Career: 1 vs. La Salle, 11/22/18

ACC: -

Minutes

Career: 2 2x, last vs. La Salle, 11/22/18

ACC: -

HERENTON'S CAREER STATISTICS													3-Point			Free Throws			Rebounds			Scoring			
Season	GP	GS	Min.	Avg.	FG	FGA	Pct.	FG	FGA	Pct.	FT	FTA	Pct.	Off.	Def.	Tot.	Avg.	PF	FO	Ast.	TO	Blk	Stl	Pts.	Avg.
2018-19	3	0	4	1.3	1	1	1.000	1	1	1.000	2	2	1.000	0	0	0	0.0	0	0	0	0	0	0	5	1.7
TOTAL	3	0	4	1.3	1	1	1.000	1	1	1.000	2	2	1.000	0	0	0	0.0	0	0	0	0	0	0	5	1.7



10 DOMINIC PROCTOR

So. • 6-6 • 190 • Guard
Las Vegas, Nevada
Bishop Gorman HS

2018-19 HIGHLIGHTS

- Made first Miami appearance in final minute of Wooden Legacy game against La Salle (11/22)
- Joined team as walk-on for 2018-19 season

CAREER HIGHS

Points

Career: -

ACC: -

Rebounds

Career: -

ACC: -

Assists

Career: -

ACC: -

Steals

Career: -

ACC: -

Blocked Shots

Career: -

ACC: -

Field Goals

Career: -

ACC: -

Field-Goal Attempts

Career: -

ACC: -

Free Throws

Career: -

ACC: -

Free-Throw Attempts

Career: -

ACC: -

3-Point Field Goals

Career: -

ACC: -

3-Point Field-Goal Attempts


Career: -

ACC: -

Minutes

Career: 1 vs. La Salle, 11/22/18

ACC: -



1 DEJAN (DJ) VASILJEVIC

Jr. • 6-3 • 184 • Guard
Melbourne, Australia
Australian Institute of Sport

2018-19 HIGHLIGHTS

- Hit three or more 3-pointers in five of seven games
- Averaged 11.7 ppg and 5.7 rpg in three games at Wooden Legacy
- Hit four 3-pointers and scored 16 points in season opener against Lehigh (11/9)

Opponent	2017-18			2016-17			
	P	R	A	P	R	A	
Gard-Webb	7	2	0	WCU	11	2	2
Navy	16	3	0	at North Florida	13	1	0
Florida A&M	15	4	2	Penn	11	0	1
vs. La Salle	8	1	0	vs Stanford	3	1	1
N. Florida	2	2	0	vs Iowa State	5	0	0
at Minnesota	11	2	0	vs Florida	0	0	0
vs. Princeton	20	3	1	Rutgers	3	1	1
Boston U.	15	5	0	vs Wofford	6	2	0
at GW	10	1	0	SC State	17	2	2
at Hawai'i	6	3	0	FAU	2	2	0
vs. NMSU	15	5	1	GW	6	3	0
vs. MTSU	13	5	1	Columbia	3	1	1
at Pitt	3	2	0	NC State	3	2	0
at Ga. Tech	3	1	0	at Syracuse	18	0	0
FSU	8	3	4	Notre Dame	3	0	1
at Clemson	0	0	0	at Pittsburgh	6	2	1
Duke	0	2	0	at Wake Forest	3	0	0
at NC State	6	4	0	at Duke	0	1	0
Louisville.	0	0	0	Boston College	3	1	0
at FSU	20	2	0	North Carolina	3	1	0
Pittsburgh	8	3	0	Florida State	3	1	0
at Va. Tech	14	1	0	at NC State	0	1	0
Wake Forest	9	5	1	at Louisville	5	1	0
at BC	17	6	0	at Virginia Tech	3	0	0
Virginia	5	0	0	Georgia Tech	13	2	1
Syracuse	6	3	1	Clemson	5	3	1
at ND	3	0	0	at Virginia	10	4	0
BC	8	2	1	Duke	0	2	0
at UNC	10	3	0	at Virginia Tech	9	1	0
Va. Tech	16	1	1	vs Florida State	9	3	0
vs. UNC	6	1	0	vs Syracuse	13	1	1
vs. Loyola	9	5	1	vs North Carolina	6	1	1
				vs Michigan St.	2	2	1


2018-19 GAME-BY-GAME

	GS	Min	FG	Pct	3FG	Pct	FT	Pct	O-D-T	Avg	PF	FO	A	TO	Blk	Stl	Pts	Avg
Lehigh	*	26	5-10	.500	4-7	.571	2-2	1.000	0-3-3	3.0	3	0	2	2	0	0	16	16.0
Stephen F. Austin	*	30	4-9	.444	4-7	.571	5-5	1.000	1-3-4	3.5	3	0	0	1	0	0	17	16.5
Bethune-Cookman	*	32	5-12	.417	4-9	.444	6-6	1.000	2-3-5	4.0	1	0	2	2	0	3	20	17.7
vs La Salle	*	28	5-8	.625	3-5	.600	2-2	1.000	0-7-7	4.8	0	0	3	2	0	0	15	17.0
vs Fresno State	*	38	4-10	.400	4-7	.571	0-0	.000	1-4-5	4.8	2	0	1	2	0	0	12	16.0
vs Seton Hall	*	34	3-8	.375	2-5	.400	0-0	.000	0-5-5	4.8	0	0	5	0	0	0	8	14.7
Rutgers	*	38	1-8	.125	1-6	.167	0-0	.000	2-1-3	4.6	3	0	0	2	0	0	3	13.0

SEASON/CAREER HIGHS

- Points**
Season: 20 Bethune-Cookman, 11/17/18
Career: 20 3x, last vs. Bethune, 11/17/18
ACC: 20 at Florida State, 1/27/18
- Rebounds**
Season: 7 vs. La Salle, 11/22/18
Career: 7 vs. La Salle, 11/22/18
ACC: 6 at Boston College, 2/10/18
- Assists**
Season: 5 vs. Seton Hall, 11/25/18
Career: 5 vs. Seton Hall, 11/25/18
ACC: 4 Florida State, 1/7/18
- Steals**
Season: 3 Bethune-Cookman, 11/17/18
Career: 3 Bethune-Cookman, 11/17/18
ACC: 2 2x, last vs. Florida State, 1/7/18
- Blocked Shots**
Season: -
Career: 1 3x, last vs. Boston U., 12/5/17
ACC: -
- Field Goals**
Season: 5 3x, last vs. La Salle, 11/22/18
Career: 7 2x, last at Florida St., 1/27/18
ACC: 7 at Florida State, 1/27/18
- Field-Goal Attempts**
Season: 12 Bethune-Cookman, 11/17/18
Career: 13 vs. South Carolina State, 12/6/16
ACC: 12 2x, last at BC, 2/10/18
- Free Throws**
Season: 6 Bethune-Cookman, 11/17/18
Career: 6 Bethune-Cookman, 11/17/18
ACC: 2 2x, last at Virginia, 2/20/17
- Free-Throw Attempts**
Season: 6 Bethune-Cookman, 11/17/18
Career: 6 Bethune-Cookman, 11/17/18
ACC: 2 6x, last at Virginia Tech, 2/3/18
- 3-Point Field Goals**
Season: 4 4x, last vs. Fresno St., 11/23/18
Career: 6 2x, last at Florida St., 1/27/18
ACC: 6 2x, last at Florida St., 1/27/18
- 3-Point Field-Goal Attempts**
Season: 9 Bethune-Cookman, 11/17/18
Career: 12 at Syracuse, 1/4/17
ACC: 12 at Syracuse, 1/4/17
- Minutes**
Season: 38 2x, last vs. Rutgers, 11/28/18
Career: 38 2x, last vs. Rutgers, 11/28/18
ACC: 35 2x, last at BC, 2/10/18

VASILJEVIC'S CAREER STATISTICS												3-Point				Free Throws			Rebounds				Scoring		
Season	GP	GS	Min.	Avg.	FG	FGA	Pct.	FG	FGA	Pct.	FT	FTA	Pct.	Off.	Def.	Tot.	Avg.	PF	FO	Ast.	TO	Blk	Stl	Pts.	Avg.
2016-17	33	0	577	17.5	65	182	.357	51	146	.349	16	20	.800	5	39	44	1.3	31	0	15	13	1	11	197	6.0
2017-18	32	20	731	22.8	104	231	.450	67	163	.411	14	16	.875	15	65	80	2.5	49	0	14	16	2	13	289	9.0
2018-19	7	7	226	32.3	27	65	.415	22	46	.478	15	15	1.000	6	26	32	4.6	12	0	13	11	0	3	91	13.0
TOTAL	72	27	1534	21.3	196	478	.410	140	355	.394	45	51	.882	26	130	156	2.2	92	0	42	40	3	27	577	8.0



21 SAM WAARDENBURG

R-So. • 6-10 • 216 • Forward
 Henderson, New Zealand
 Rangitoto College

2018-19 HIGHLIGHTS

- Averaged 7.0 ppg and 4.3 rpg in three games at Wooden Legacy
- Made first career start and scored 11 points with career-high five rebounds in career-high 28 minutes in season opener against Lehigh (11/9)

2018-19 GAME-BY-GAME

	GS	Min	FG	Pct	3FG	Pct	FT	Pct	O-D-T	Avg	PF	FO	A	TO	Blk	Stl	Pts	Avg
Lehigh	*	28	3-7	.429	1-2	.500	4-4	1.000	3-2-5	5.0	1	0	2	1	0	1	11	11.0
Stephen F. Austin	*	33	1-6	.167	0-2	.000	0-1	.000	0-4-4	4.5	3	0	5	2	0	1	2	6.5
Bethune-Cookman	*	27	4-6	.667	0-1	.000	0-1	.000	1-3-4	4.3	3	0	1	0	0	0	8	7.0
vs La Salle	*	28	4-10	.400	1-3	.333	1-2	.500	1-3-4	4.3	0	0	2	2	1	0	10	7.8
vs Fresno State	*	24	1-5	.200	0-2	.000	4-5	.800	1-3-4	4.2	2	0	0	0	0	1	6	7.4
vs Seton Hall		24	2-4	.500	0-1	.000	1-2	.500	0-5-5	4.3	1	0	0	2	0	1	5	7.0
Rutgers		17	1-7	.143	0-3	.000	0-0	.000	1-2-3	4.1	0	0	0	2	0	0	2	6.3

2017-18

Opponent	P	R	A
Gard-Webb	DNP		
Navy	DNP		
Florida A&M	DNP		
vs. La Salle	7	2	0
N. Florida	9	6	1
at Minnesota	0	1	0
vs. Princeton	0	4	0
Boston U.	0	2	0
at GW	DNP		
at Hawai'i	DNP		
vs. NMSU	0	0	0
vs. MTSU	DNP		
at Pitt	DNP		
at Ga. Tech	DNP		
FSU	DNP		
at Clemson	DNP		
Duke	DNP		
at NC State	0	0	0
Louisville.	0	7	1
at FSU	5	1	0
Pittsburgh	4	4	1
at Va. Tech	3	5	0
Wake Forest	12	3	1
at BC	6	0	0
Virginia	6	0	0
Syracuse	2	4	0
at ND	6	2	0
BC	4	6	1
at UNC	3	2	4
Va. Tech	0	5	1
vs. UNC	2	3	3
Loyola	0	2	4

SEASON/CAREER HIGHS

Points

Season: 11 Lehigh, 11/9/18
 Career: 12 Wake Forest, 2/7/18
 ACC: 12 Wake Forest, 2/7/18

Rebounds

Season: 5 2x, last vs. Seton Hall, 11/25/18
 Career: 7 Louisville, 1/24/18
 ACC: 7 Louisville, 1/24/18

Assists

Season: 5 Stephen F. Austin, 11/13/18
 Career: 5 Stephen F. Austin, 11/13/18
 ACC: 4 at North Carolina, 2/27/18

Steals

Season: 1 4x, last vs. Seton Hall, 11/25/18
 Career: 3 at Boston College, 2/10/18
 ACC: 3 at Boston College, 2/10/18

Blocked Shots

Season: 1 vs. La Salle, 11/22/18
 Career: 2 vs. North Carolina, 3/8/18
 ACC: 1 4x, last at UNC, 2/27/18

Field Goals

Season: 4 2x, last vs. La Salle, 11/22/18
 Career: 4 3x, last vs. La Salle, 11/22/18
 ACC: 3 Wake Forest, 2/7/18

Field-Goal Attempts

Season: 10 La Salle, 11/22/18
 Career: 10 La Salle, 11/22/18
 ACC: 5 3x, last vs. BC, 2/24/18

Free Throws

Season: 4 2x, last vs. Fresno State, 11/23/18
 Career: 4 2x, last vs. Fresno State, 11/23/18
 ACC: 3 Wake Forest, 2/7/18

Free-Throw Attempts

Season: 5 vs. Fresno State, 11/23/18
 Career: 5 vs. Fresno State, 11/23/18
 ACC: 4 Wake Forest, 2/7/18

3-Point Field Goals

Season: 1 2x, last vs. La Salle, 11/22/18
 Career: 3 Wake Forest, 2/7/18
 ACC: 3 Wake Forest, 2/7/18

3-Point Field-Goal Attempts

Season: 3 2x, last vs. Rutgers, 11/28/18
 Career: 4 2x, last at Notre Dame, 2/19/18
 ACC: 4 2x, last at Notre Dame, 2/19/18

Minutes

Season: 33 Stephen F. Austin, 11/13/18
 Career: 33 Stephen F. Austin, 11/13/18
 ACC: 23 2x, last at UNC, 2/27/18

WAARDENBURG'S CAREER STATISTICS										3-Point				Free Throws				Rebounds				Scoring			
Season	GP	GS	Min.	Avg.	FG	FGA	Pct.	FG	FGA	Pct.	FT	FTA	Pct.	Off.	Def.	Tot.	Avg.	PF	FO	Ast.	TO	Blk	Stl	Pts.	Avg.
2017-18	21	0	310	14.8	24	58	.414	14	32	.438	7	8	.875	26	33	59	2.8	31	0	17	14	9	10	69	3.3
2018-19	7	5	181	25.9	16	45	.356	2	14	.143	10	15	.667	7	22	29	4.1	10	0	10	9	1	4	44	6.3
TOTAL	28	5	491	17.5	40	103	.388	16	46	.348	17	23	.739	33	55	88	3.1	41	0	27	23	10	14	113	4.0

2018-19 MIAMI BASKETBALL ROSTER

NUMERICAL

No.	Name	Yr.	Pos.	Ht.	Wt.	Hometown/Previous School
0	Chris Lykes	So.	G	5-7	157	Mitchellville, Md./Gonzaga College HS
1	Dejan (DJ) Vasiljevic	Jr.	G	6-3	184	Melbourne, Australia/Australian Institute of Sport
2	Willie Herenton	So.	G	6-1	178	Lincolnshire, Ill./Stevenson HS
3	Anthony Lawrence II	Sr.	G	6-7	207	St. Petersburg, Fla./Lakewood Senior HS
5	Zach Johnson	R-Sr.	G	6-2	192	Miami, Fla./Florida Gulf Coast Univ./Norland HS
10	Dominic Proctor	So.	G	6-6	190	Las Vegas, Nev./Bishop Gorman HS
13	Anthony Mack	R-Fr.	G	6-6	214	Las Vegas, Nev./Wyoming/Blair Academy (N.J.)
14	Rodney Miller Jr.	Jr.	C	7-0	255	Laurelton, N.Y./Oak Hill Academy
15	Ebuka Izundu	Sr.	C	6-10	232	Charlotte, N.C./Victory Christian Center
20	Dewan Hernandez	Jr.	F	6-11	235	Miami, Fla./Norland HS
21	Sam Waardenburg	R-So.	F	6-10	216	Auckland, New Zealand/Rangitoto College
22	Deng Gak	R-Fr.	F	6-10	211	Sydney, Australia/Blair Academy (N.J.)
23	Kameron McGusty [^]	Jr.	G	6-5	192	Katy, Texas/Oklahoma/Sunrise Christian Acad. (Kan.)

ALPHABETICAL

No.	Name	Yr.	Pos.	Ht.	Wt.	Hometown/Previous School
2	Willie Herenton	So.	G	6-1	178	Lincolnshire, Ill./Stevenson HS
22	Deng Gak	R-Fr.	F	6-10	211	Sydney, Australia/Blair Academy (N.J.)
20	Dewan Hernandez	Jr.	F	6-11	235	Miami, Fla./Norland HS
15	Ebuka Izundu	Sr.	C	6-10	232	Charlotte, N.C./Victory Christian Center
5	Zach Johnson	R-Sr.	G	6-2	192	Miami, Fla./Florida Gulf Coast Univ./Norland HS
3	Anthony Lawrence II	Sr.	G	6-7	207	St. Petersburg, Fla./Lakewood Senior HS
0	Chris Lykes	So.	G	5-7	157	Mitchellville, Md./Gonzaga College HS
13	Anthony Mack	R-Fr.	G	6-6	214	Las Vegas, Nev./Wyoming/Blair Academy (N.J.)
23	Kameron McGusty [^]	Jr.	G	6-5	192	Katy, Texas/Oklahoma/Sunrise Christian Acad. (Kan.)
14	Rodney Miller Jr.	Jr.	C	7-0	255	Laurelton, N.Y./Oak Hill Academy
10	Dominic Proctor	So.	G	6-6	190	Las Vegas, Nev./Bishop Gorman HS
1	Dejan (DJ) Vasiljevic	Jr.	G	6-3	184	Melbourne, Australia/Australian Institute of Sport
21	Sam Waardenburg	R-So.	F	6-10	216	Auckland, New Zealand/Rangitoto College

[^] sitting out 2018-19 season per NCAA transfer regulations

Head Coach: Jim Larrañaga, Providence '71, eighth season

Associate Head Coach: Chris Caputo, Westfield State (Mass.) '02, eighth season

Assistant Coach: Alvin "Pooh" Williamson, Tulsa '95, first season

Assistant Coach: Adam Fisher, Penn State '06, fourth season

Director of Operations: Lamont Franklin, UNC Wilmington '97, second season

Strength & Conditioning Coach: Casey Cathrall, Ithaca College '12, first season

Athletic Trainer: Javier Jimenez, Temple '06, third season

Associate Director of Operations: Jeff Dyer, Delaware '14, second season

PRONUNCIATION GUIDE

Dewan	Duh-WAHN
Gak	Gack
Herenton	HAIR-un-tun
Ebuka Izundu	ee-BOO-kuh ee-ZOON-du
DJ Vasiljevic	Vuh-SEE-luh-vitch
Waardenburg	WAR-dun-berg

HC Jim Larrañaga	LARE-uh-NAY-guh
AC Chris Caputo	Cuh-POO-toe
SC Casey Cathrall	Cuh-THRALL
AT Javier Jimenez	Hah-VEE-air Him-EN-ez

ROSTER BY CLASS

Seniors (3)

Ebuka Izundu
Zach Johnson
Anthony Lawrence II

Juniors (4)

Dewan Hernandez
Kameron McGusty
Rodney Miller Jr.
DJ Vasiljevic

Sophomores (4)

Willie Herenton
Chris Lykes
Dominic Proctor
Sam Waardenburg

Freshmen (2)

Deng Gak
Anthony Mack

ROSTER BY STATE

3 Florida
2 Nevada
1 Illinois
1 Maryland
1 New York
1 Texas

ROSTER BY COUNTRY

8 United States
2 Australia
1 New Zealand
1 Nigeria

GEOGRAPHIC BREAKDOWN

UNITED STATES

Florida

Dewan Hernandez
Zach Johnson
Anthony Lawrence II

Illinois

Willie Herenton

Maryland

Chris Lykes

Nevada

Anthony Mack
Dominic Proctor

New York

Rodney Miller Jr.

Texas

Kameron McGusty

INTERNATIONAL

Australia

DJ Vasiljevic
Deng Gak

New Zealand

Sam Waardenburg


Nigeria

Ebuka Izundu

TV/RADIO ROSTER



0 CHRIS LYKES
So. • G • 5-7 • 157
Mitchellville, Md.
Gonzaga College HS



1 DEJAN (DJ) VASILJEVIC
Jr. • G • 6-3 • 184
Melbourne, Australia
Australian Institute of Sport



2 WILLIE HERENTON
So. • G • 6-1 • 178
Lincolnshire, Ill.
Stevenson HS




3 ANTHONY LAWRENCE II
Sr. • G • 6-7 • 207
St. Petersburg, Fla.
Lakewood Senior HS



5 ZACH JOHNSON
R-Sr. • G • 6-2 • 192
Miami, Fla.
Florida Gulf Coast/Norland HS



10 DOMINIC PROCTOR
So. • G • 6-6 • 190
Las Vegas, Nev.
Bishop Gorman HS




13 ANTHONY MACK
R-Fr. • G • 6-6 • 214
Las Vegas, Nev.
Wyoming/Blair Academy (N.J.)




14 RODNEY MILLER JR.
Jr. • C • 7-0 • 255
Laurelton, N.Y.
Oak Hill Academy



15 EBUKA IZUNDU
Sr. • C • 6-10 • 232
Charlotte, N.C.
Victory Christian Center



20 DEWAN HERNANDEZ
Jr. • F • 6-11 • 235
Miami, Fla.
Norland HS



21 SAM WAARDENBURG
R-So. • F • 6-10 • 216
Auckland, New Zealand
Rangitoto College



22 DENG GAK
R-Fr. • F • 6-10 • 211
Sydney, Australia
Blair Academy (N.J.)



23 KAMERON MCGUSTY
Jr. • G • 6-5 • 192
Katy, Texas
Oklahoma/Sunrise Christian Acad. (Kan.)



JIM LARRAÑAGA
Head Coach



CHRIS CAPUTO
Associate Head Coach



ALVIN "POOH" WILLIAMSON
Assistant Coach



ADAM FISHER
Assistant Coach



LAMONT FRANKLIN
Director of Operations