



2014 MIAMI BASEBALL GAME NOTES

Miami Athletic Communications • 5821 San Amaro Drive • Coral Gables, FL 33146

HurricaneSports.com • Facebook: Facebook.com/TheUBaseball • Twitter: @CanesBaseball • Instagram: @TheUBaseball
Home to Four National Championships (1982, 1985, 1999, 2001) and 41 Consecutive NCAA Postseason Appearances

SERIES INFORMATION

Dates: Thursday, May 15 - Saturday, May 17, 2014
Game Times: 7:30 p.m. | 7:30 p.m. | 12 p.m.
Site: Coral Gables, Fla. / Alex Rodriguez Park (4,999)

TV: CSS / ESPN 3 (Thursday, Friday)
 • **Talent:** Jason Solodkin (pbp), Wicho Hernandez (color)

TV: ESPNU (Saturday)
 • **Talent:** Joe Davis (pbp), Eduardo Perez (color)

Flagship Radio: 560 WQAM | WQAM.com
 • **Talent:** Joe Zagacki (pbp), Mike Levine (color)

Student Radio: WVUM 90.5 FM | WVUM.org
 • **Talent:** AJ Ricketts

Live Stats: HurricaneSports.com
Twitter Updates: @CanesBaseball / @HurricaneSports
Postgame Recap: HurricaneSports.com

Series History: Miami leads, 30-24-1
Coral Gables: Miami leads, 19-9
Chapel Hill: Miami trails, 8-13-1
Neutral Site: Miami leads, 3-2
First Meeting: 1976 - Miami won, 10-2
Last Meeting: 2013 - Miami lost, 0-10 (eight innings)
Streak: North Carolina, three wins

#4 MIAMI 38-14, 22-5 ACC

2013: 37-25, 14-16 ACC (fifth, Coastal)
Last Game: May 11, 2014 (Durham, N.C.)
 4-3 win, Duke

Head Coach: Jim Morris (Elon, 1973)
DI Career: 1,429-626-4 (33rd season)
at UM: 925-359-3 (21st season)
vs UNC: 23-20-1

Thursday: JR LHP Chris Diaz (9-0, 2.05 ERA)
Friday: R-SO LHP Andrew Suarez (5-2, 2.53 ERA)
Saturday: R-JR LHP Bryan Radziewski (6-2, 3.38 ERA)

NORTH CAROLINA 31-21, 14-13 ACC


2013: 59-12, 21-7 ACC (first, Coastal)
Last Game: May 13, 2014 (Shelby, N.C.)
 7-2 win, Gardner-Webb

Head Coach: Mike Fox (North Carolina, 1978)
Career: 725-295-1 (16th season)
at UNC: 725-295-1 (16th season)

Twitter: @DiamondHeels


Thursday: SO RHP Trent Thornton (7-3, 2.06 ERA)
Friday: JR RHP Benton Moss (3-2, 3.79 ERA)
Saturday: FR RHP Zac Gallen (5-3, 4.43 ERA)

GAMES 53-55 CORAL GABLES, FLA. (Alex Rodriguez Park at Mark Light Field)



#4 **MIAMI HURRICANES** (38-14, 22-5 ACC)
Head Coach: Jim Morris (Elon, 1973)
Career Division I Record: 1,429-626-4 (33rd season) | **Record at Miami:** 925-359-3 (21st season)

VS.



NORTH CAROLINA TAR HEELS (31-21, 14-13 ACC)
Head Coach: Mike Fox (North Carolina, 1978)
Career Division I Record: 725-295-1 (16th season) | **Record at UNC:** 725-295-1 (16th season)

WEEKEND STORY LINES

- Red-hot No. 4 Miami wraps up its regular season with its final ACC series against North Carolina at Mark Light Field.
- Miami is ranked in the top 15 of every major college baseball poll. The Hurricanes check in at No. 4 in *Collegiate Baseball Newspaper's* rankings, No. 7 in *Baseball America*, No. 9 by *Perfect Game* and No. 12 in the *USA Today* Coaches Poll.
- The Hurricanes have won 25 of their past 27 games, and will be looking to avenge a series defeat against the Heels in March 2013. Miami handed then-No. 1 UNC its first loss of the season in game one (March 15), but lost the last two games.
- Having captured six straight conference series victories, Miami is in sole possession of 1st place in the ACC standings. Miami has 22 conference wins - eight more than the team accumulated in all of 2013 (14) - and six three-game sweeps.
- The Hurricanes' total of four (4) ACC road sweeps is just one less than the rest of the conference has combined (5).
- Miami is rated No. 10 in the latest *WarrenNolan.com* RPI (May 13), with 20 wins against top 100 RPI teams.
- Head coach Jim Morris won his 900th game as Hurricanes skipper in the team's series-opening victory over No. 3 Virginia (March 22). He also won his 1,400th game as Division I coach during Miami's sweep of Boston College (March 8).
- The Hurricanes have not lost a game started by junior lefthander Chris Diaz dating back to May 24, 2013 - a stretch of 14 consecutive starts, including his first 13 of the 2014 season. Diaz is 9-0 and ranks 6th in the ACC with a 2.05 ERA.


PROJECTED STARTERS



Game 1: Chris Diaz
9-0, 2.05 ERA



Game 2: Andrew Suarez
5-2, 2.53 ERA



Game 3: Bryan Radziewski
6-2, 3.38 ERA

POTENTIAL STARTING LINEUP

Pos.	#	Player	AVG	AB	R	H	2B	3B	HR	RBI	SB-SBA
C	0	Zack Collins	.298	168	28	50	12	3	8	44	0-0
1B	27	Brad Fieger	.215	177	19	38	9	0	1	29	0-1
2B	7	Alex Hernandez	.254	173	24	44	9	1	0	24	3-5
3B	4	Johnny Ruiz	.241	87	20	21	5	0	0	10	2-4
SS	51	Brandon Lopez	.250	148	21	37	6	1	0	28	5-9
LF	9	Tyler Palmer	.295	190	40	56	13	3	2	29	18-24
CF	36	Dale Carey	.302	205	47	62	13	1	6	26	14-22
RF	13	Willie Abreu	.310	184	28	57	7	1	1	27	4-5
DH	28	Jacob Heyward	.160	25	5	4	1	0	0	3	0-1

2014 SCHEDULE (38-14, 22-5 ACC)

DATE	DAY	OPPONENT	TIME (ET)
Feb. 14	Friday	MAINE (W, 6-1)	7:00 p.m.
Feb. 15	Saturday	MAINE (L, 1-3)	7:00 p.m.
Feb. 16	Sunday	MAINE (W, 11-2)	12:00 p.m.
Feb. 19	Wednesday	FLORIDA ATLANTIC (L, 2-5)	6:00 p.m.
Feb. 21	Friday	FLORIDA (W, 6-4)	7:00 p.m.
Feb. 22	Saturday	FLORIDA (W, 5-2)	7:00 p.m.
Feb. 23	Sunday	FLORIDA (L, 4-6)	1:00 p.m.
Feb. 26	Wednesday	at Miami Marlins (<i>exhibition</i>) (L, 2-5)	1:05 p.m.
Feb. 28	Friday	at Florida State (W, 3-1)	4:00 p.m.
March 1	Saturday	at Florida State (L, 2-10)	2:00 p.m.
March 2	Sunday	at Florida State (L, 6-13)	1:00 p.m.
March 4	Tuesday	VILLANOVA (W, 17-0)	6:00 p.m.
March 5	Wednesday	VILLANOVA (W, 7-2)	6:00 p.m.
March 7	Friday	BOSTON COLLEGE* (W, 6-2)	7:00 p.m.
March 8	Saturday	BOSTON COLLEGE* (W, 5-2)	7:00 p.m.
March 9	Sunday	BOSTON COLLEGE* (W, 4-3)	1:00 p.m.
March 11	Tuesday	BETHUNE-COOKMAN (L, 3-7)	6:00 p.m.
March 12	Wednesday	at Stetson (L, 3-7)	6:00 p.m.
March 14	Friday	at Georgia Tech* (W, 10-8)	7:00 p.m.
March 15*	Saturday	at Georgia Tech* (L, 7-13)	3:00 p.m.
March 15*	Saturday	at Georgia Tech* (L, 2-3) (10 inn.)	7:30 p.m.
March 18	Tuesday	UCF (L, 2-9)	6:00 p.m.
March 19	Wednesday	at Florida Gulf Coast (W, 5-2) (10 inn.)	6:30 p.m.
March 22	Saturday	VIRGINIA* (W, 7-1)	7:00 p.m.
March 23	Sunday	VIRGINIA* (L, 3-8) (11 inn.)	7:00 p.m.
March 24	Monday	VIRGINIA* (L, 5-3)	7:00 p.m.
March 26	Wednesday	FLORIDA GULF COAST (W, 4-0)	6:00 p.m.
March 28	Friday	at North Carolina State* (W, 2-1)	6:00 p.m.
March 29	Saturday	at North Carolina State* (W, 2-1)	1:00 p.m.
March 30	Sunday	at North Carolina State* (W, 12-5)	1:00 p.m.
April 2	Wednesday	BETHUNE-COOKMAN (W, 10-1)	6:00 p.m.
April 4	Friday	at Virginia Tech* (W, 8-7)	5:30 p.m.
April 5	Saturday	at Virginia Tech* (W, 4-3)	2:00 p.m.
April 6	Sunday	at Virginia Tech* (W, 9-2)	1:00 p.m.
April 9	Wednesday	at UCF (W, 6-5)	6:30 p.m.
April 11	Friday	PITTSBURGH* (W, 12-2)	7:00 p.m.
April 12	Saturday	PITTSBURGH* (W, 1-0)	7:00 p.m.
April 13	Sunday	PITTSBURGH* (W, 7-2)	1:00 p.m.
April 16	Wednesday	FLORIDA ATLANTIC (W, 2-1)	6:00 p.m.
April 19	Saturday	NOTRE DAME* (W, 3-2)	7:00 p.m.
April 20	Sunday	NOTRE DAME* (L, 4-7)	7:00 p.m.
April 21	Monday	NOTRE DAME* (W, 6-3)	7:00 p.m.
April 23	Wednesday	at Florida Atlantic (W, 10-9)	6:00 p.m.
April 25	Friday	at Clemson* (W, 5-2)	6:30 p.m.
April 26	Saturday	at Clemson* (W, 3-2)	7:00 p.m.
April 27	Sunday	at Clemson* (W, 10-2)	1:00 p.m.
May 2	Friday	ALABAMA STATE (W, 11-1)	7:00 p.m.
May 3	Saturday	ALABAMA STATE (L, 5-6)	7:00 p.m.
May 4	Sunday	ALABAMA STATE (W, 6-3)	1:00 p.m.
May 7	Wednesday	FLORIDA GULF COAST (W, 7-3)	7:00 p.m.
May 9	Friday	at Duke* (W, 6-1)	6:00 p.m.
May 10	Saturday	at Duke* (W, 9-1)	1:00 p.m.
May 11	Sunday	at Duke* (W, 4-3)	12:00 p.m.
May 15	Thursday	NORTH CAROLINA*	7:30 p.m.
May 16	Friday	NORTH CAROLINA*	7:30 p.m.
May 17	Saturday	NORTH CAROLINA*	12:00 p.m.

May 20-25 2014 ACC Championship (Greensboro, N.C)
 May 30 - June 25 2014 NCAA Baseball Championship

* indicates Atlantic Coast Conference game

Home games in **BOLD CAPS**, played at Mark Light Field in Coral Gables, Fla.

UNIVERSITY INFORMATION

Location	Coral Gables, Fla.
Enrollment	15,629
Founded	1925
Nickname	Hurricanes
Colors	Orange (PMS 1665), Green (PMS 3435) and White
President	Dr. Donna E. Shalala
Athletics Director	Blake James
Conference	Atlantic Coast Conference
Stadium / Capacity	Alex Rodriguez Park at Mark Light Field / 4,999
Ticket Office Phone	305-284-2263

BASEBALL COACHING / SUPPORT STAFF

Head Coach	Jim Morris
Record at Miami / Seasons	925-359-3 (.717) / 20+
Career Division I Record / Seasons	1,429-626-4 (.693) / 32+
Career Coaching Record / Seasons	1,560-666-4 (.698) / 36+
Assistant Coach / Recruiting Coordinator / Hitting	Gino DiMare (Miami, 1998)
Assistant Coach / Pitching	J.D. Arteaga (Miami, 2002)
Assistant Coach / Catchers	Rich Witten (Coastal Carolina, 2011)
Strength & Conditioning Coach	Brian Gabriel (Incarnate Word, 1996)
Athletic Trainer	Kenny Johnson (FIU, 2009)
Director of Baseball Operations / Camps	Robert "G.M." McDaniel (FIU, 2003)

PROGRAM HISTORY

First Year of Baseball	1940
All-Time Program Record	2,399-967-18 (.708)
College World Series Appearances / Last	23 / 2008
College World Series Record	47-38 (.553)
NCAA Regional Appearances/ Last	42 / 2013
NCAA Regional Record	116-41 (.739)
NCAA Super Regional Appearances / Last	10 / 2010
NCAA Super Regional Record	14-10 (.583)
Last Postseason Opponent	Oklahoma State / 2013
	Louisville (Ky.) Regional
Result	Lost, 1-7

POSTSEASON HISTORY

National Championships: 4 (1982, 1985, 1999, 2001)
College World Series Appearances: 23 (1974, 1978, 1979, 1980, 1981, 1982, 1984, 1985, 1986, 1988, 1989, 1992, 1994, 1995, 1996, 1997, 1998, 1999, 2001, 2003, 2004, 2006, 2008)
Super Regional Appearances: 10 (1999, 2000, 2001, 2002, 2003, 2004, 2005, 2006, 2008, 2010)
Super Regional Titles: 6 (1999, 2001, 2003, 2004, 2006, 2008)
NCAA Regional Appearances: 42 (1971, 1973, 1974, 1975, 1976, 1977, 1978, 1979, 1980, 1981, 1982, 1983, 1984, 1985, 1986, 1987, 1988, 1989, 1990, 1991, 1992, 1993, 1994, 1995, 1996, 1997, 1998, 1999, 2000, 2001, 2002, 2003, 2004, 2005, 2006, 2007, 2008, 2009, 2010, 2011, 2012, 2013)
NCAA Regional Titles: 27 (1974, 1978, 1979, 1980, 1981, 1982, 1984, 1985, 1986, 1988, 1989, 1992, 1994, 1995, 1996, 1997, 1998, 1999, 2001, 2002, 2003, 2004, 2005, 2006, 2008, 2010)

 **BASEBALL****2014 UNIVERSITY OF MIAMI BASEBALL ROSTER**

No.	Name	Pos.	B/T	HT.	WT.	Year	Hometown / High School / Previous School
0	Zack Collins	C	L/R	6-3	220	Fr.	Pembroke Pines, Fla. / American Heritage
2	Laz Rivera	INF	R/R	6-0	180	Fr.	Miami, Fla. / Christopher Columbus
4	Johnny Ruiz	INF	L/R	5-11	195	Fr.	Coral Gables, Fla. / Westminster Christian
7	Alexander Hernandez	2B	R/R	5-8	170	Sr.	West Palm Beach, Fla. / Palm Beach Central / PBSC
8	David Thompson	3B	R/R	6-2	207	Soph.	Miami, Fla. / Westminster Christian
9	Tyler Palmer	OF	R/R	5-11	189	Sr.	Pembroke Pines, Fla. / University /Florida
10	John Lawroski	OF	R/R	5-10	180	Sr.	Ocala, Fla. / Trinity Catholic / Birmingham Southern
13	Willie Abreu	OF	L/L	6-3	225	Fr.	Hialeah, Fla. / Mater Academy
14	Danny Garcia	LHP	L/L	6-1	195	Fr.	Miami, Fla. / Westwood Christian
16	AJ Salcines	LHP	L/L	6-0	202	Sr.	Miami, Fla. / Florida Christian School
18	Chris Diaz	LHP	L/L	6-0	195	Jr.	Florida City, Fla. / Gulliver Prep
19	Bryan Garcia	RHP	R/R	6-1	195	Fr.	Miami, Fla. / Christopher Columbus
22	Javi Salas	RHP	R/R	6-4	227	Sr.	Coral Gables, Fla. / Christopher Columbus
24	Brad Zunica	1B/RHP	L/R	6-6	254	Fr.	Bradenton, Fla. / Lakewood Ranch
27	Brad Fieger	1B	R/R	6-1	193	Sr.	Naples, Fla. / Naples
28	Jacob Heyward	OF	R/R	6-1	201	Fr.	McDonough, Ga. / Eagle's Landing Christian
30	Andrew Suarez	LHP	L/L	6-0	205	R-Soph.	Miami, Fla. / Christopher Columbus
31	Sam Abrams	RHP	R/R	5-9	175	R-Jr.	Miami, Fla. / Killian
32	Adam Sargent	RHP	R/R	5-11	195	Sr.	Miami, Fla. / Miami Palmetto Senior
34	Derik Beauprez	RHP	L/R	6-5	233	Fr.	Cherry Hills Village, Colo. / Cherry Creek
36	Dale Carey	OF	R/R	6-2	207	Sr.	Marietta, Ga. / Wheeler
38	Ryan Otero	RHP	R/R	6-3	195	R-Soph.	Coral Gables, Fla. / Ransom Everglades School
39	Cooper Hammond	RHP	R/R	6-2	195	Fr.	Venice, Fla. / Venice Senior
40	Garrett Kennedy	C	L/R	6-1	205	Jr.	Davie, Fla. / Archbishop McCarthy
41	Ricky Eusebio	OF	R/R	5-10	175	Soph.	Homestead, Fla. / Gulliver Prep
42	Edgar Michelangeli	INF	R/R	6-0	205	R-Fr.	Miami, Fla. / Florida Christian
43	Thomas Woodrey	LHP	L/L	6-3	205	Soph.	Lighthouse Point, Fla. / Cardinal Gibbons
44	Sebastian Diaz	INF	R/R	6-1	170	Fr.	Southwest Ranches, Fla. / University
45	Chase Hodson	RHP	R/R	6-1	200	Jr.	Richmond, Texas / Travis / Alvin Community College
47	Enrique Sosa	RHP	R/R	5-8	180	Soph.	Panama City, Panama / Acad. Interamericana de Panama
48	Dylan White	LHP	L/L	6-5	230	Fr.	Sarasota, Fla. / Sarasota
49	Carlos Diaz	C	R/R	5-10	185	Fr.	Bayamon, Puerto Rico / Grandview Preparatory
51	Brandon Lopez	SS	R/R	6-1	170	Soph.	Miramar, Fla. / American Heritage
52	Daniel Sayles	LHP	L/L	6-4	212	Jr.	Wauwatosa, Wisc / Wauwatosa E / Sac. City College
77	Bryan Radziewski	LHP	L/L	5-9	195	R-Jr.	Miami, Fla. / Florida Christian School

Head Coach: Jim Morris, Elon (1973), 21st season**Assistant Coaches:** Gino DiMare, Miami (1998), 15th season

J.D. Arteaga, Miami (2002), 12th season

Rich Witten, Coastal Carolina (2011), first season

Strength & Conditioning Coach: Brian Gabriel, Incarnate Word (1996), first season**Director of Baseball Operations & Camps:** Robert McDaniel, FIU (2003), 14th season**Athletic Trainer:** Kenny Johnson, FIU (2009), second season**Communications:** Camron Ghorbi, Miami (2011), third season**PRONUNCIATION GUIDE**

John Lawroski	Luh-RAW-skee
Willie Abreu	uh-BRAY-oo
AJ Salcines	sal-SEE-ness
Brad Zunica	ZOO-nick-uh
Brad Fieger	FEE-ger
Derik Beauprez	boh-PRAY
Ricky Eusebio	you-SAY-bee-oh
Edgar Michelangeli	my-cuh-LANJ-uh-lee
Bryan Radziewski	rad-ZOO-skee
J.D. Arteaga	are-tee-AH-gah

3 JIM MORRIS HEAD COACH

THE HURRICANES SKIPPER

- 1999 & 2001 National Coach of the Year (*Collegiate Baseball*)
- 1999 & 2001 National Coach of the year (*ABCA*)
- 1994 Coach of the Year (*Baseball America*)
- 2008 ACC Coach of the Year

In his 21st season at Miami, few programs have qualified for the College World Series as much as Jim Morris and his Hurricanes. Miami, which has qualified for the NCAA Tournament an NCAA-record 41 consecutive years, has made it to Omaha in 11 of Morris' 20 seasons in Coral Gables. Morris set an NCAA record for guiding a program to the CWS in each of his first six years at UM. In addition, Morris won a record 13 consecutive NCAA Regionals from 1994-2006.

Morris has directed the Hurricanes to a 925-359-3 (.717) mark since arriving in 1994. Including his 12 seasons at Georgia Tech (1982-93), Morris has forged a 1,429-626-4 (.693) Division I record in 32 years as a head coach. Overall, Morris has been the head coach at the collegiate level for 36 seasons, spending the first four at DeKalb (Ga.) C.C. (now Georgia Perimeter College) from 1976-79, and has recorded a 1,560-666-4 (.698) mark.

In addition to carrying on Miami's great baseball reputation in the last 20 years, Morris personally led the charge in the construction of Alex Rodriguez Park, and logged hundreds of hours raising funds for the stadium project.

MORRIS IS A REGIONAL REGULAR

Jim Morris earned his 29th consecutive NCAA regional bid in 2013 when he guided the Canes to a No. 2 seed in the Louisville [Ky.] Regional. He has led Miami to a regional in each of his 20 seasons (1994-2013), winning 15 of those appearances. The 13 consecutive regional championships (94-06) was an NCAA record. He also went to nine straight regionals from 1985-93 with Georgia Tech. Additionally, Miami has advanced to nine Super Regionals under Morris.

Affectionately known as "3" by those surrounding the UM program, Morris led the 2013 Hurricanes to their 41st-straight NCAA Tournament. Despite six signees being drafted in the 2013 MLB Draft, the Hurricanes reeled in a top 5 recruiting class by national publications.

MORRIS IN 36th SEASON AS HEAD COACH

Morris entered 2014 as the fifth-winningest active coach in Division I baseball with 1,391 wins. His impressive win total ranks him No. 12 all-time for any coach, regardless of division. Including his time at DeKalb C.C., Morris won his 1,500th game as a head coach in Miami's 4-1 upset of No. 1 North Carolina on March 15, 2013 in Chapel Hill, N.C.

Morris reached two coaching milestones in the first half of the 2014 season. He became just the eighth Division I coach to reach 1,400 wins in a 5-2 win over Boston College on March 8, and won his 900th game at Miami in a 7-1 upset of No. 3 Virginia on March 22.

Morris notched his milestone 1,000th win against his former school, Georgia Tech, with a 16-13 win on April 4, 2004. Thirteen days later, he notched win No. 500 at Miami with a 7-3 win against Florida State on April 17. Morris' 1,000th win as a head coach, including four years at DeKalb Junior College, came in a 5-3 win over Northeastern in March 2001



MAJOR LEAGUE GUIDANCE

Over 150 professional baseball players have played under Morris during their college careers at Miami, Georgia Tech and DeKalb.

Among the players Morris coached at Miami that went on to play in the Major Leagues were Yonder Alonso (San Diego), Ryan Braun (Milwaukee), Pat Burrell (Tampa Bay), Alex Cora (New York Mets), Yasmani Grandal (San Diego), Bobby Hill (San Diego), Aubrey Huff (Detroit), Ryan Jackson (St. Louis), Chris Perez (Cleveland), Cesar Carrillo (San Diego), Brian Barton (St. Louis), Eddy Rodriguez (San Diego), Gaby Sanchez (Florida), Blake Tekotte (Chicago White Sox), Charlton Jimerson (Houston), Jay Tessmer (New York Yankees), Danny Valencia (Minnesota Twins), Jon Jay (St. Louis), Danny Graves (Cincinnati) and Jason Michaels (Houston).

Standout players under Morris from his days at Georgia Tech were Nomar Garciaparra (Los Angeles Dodgers), Jay Payton (Oakland A's) and Jason Varitek (Boston Red Sox).

Morris has also enjoyed success on the International scene. From 1989-90, Morris served as head coach of the USA Baseball team that won a Silver Medal in the 1989 Presidential Cup (Taiwan), Bronze Medal at the Goodwill Games and the 1990 International Baseball Association (IBA) World All-Star Game in Atlanta. At the Goodwill Games, his USA squad won two of three games against Cuba, marking the first time in history a senior-level team won a series with Cuba. In 1987, Morris served as pitching coach under Ron Fraser at the Pan American Games (Silver Medal).

FAMILY MAN

Coach Morris and his wife Nhan live in Miami with their two-year old son, James W. Morris IV (Will).

WEEKEND NEWS & NOTES

END OF THE ROAD...

- No. 4 Miami will wrap up its 2014 regular season this weekend beginning with Thursday's series opener against the **North Carolina Tar Heels**. First pitch is set for 7:30 p.m. from Mark Light Field.
- Miami holds an **all-time series advantage of 30-24-1** over the Tar Heels, including a **19-9 head-to-head lead in Coral Gables**. The Hurricanes **swept then-No. 3 UNC** in its last visit in 2012.
- Miami **dropped three of four games** against the Tar Heels in 2013, but handed then-No. 1 UNC its **first loss of the season** in a 4-1 victory on March 15 - snapping Carolina's perfect 16-0 start.

STREAKING SUCCESS...

- Miami is the **hottest college baseball team in the nation** - having won **25 of its last 27 games** - and remains in **sole possession of first place in the ACC**.
- The Hurricanes' **current 15-game road winning streak** is the **second-longest in program history**, short of a **16-game** stretch during the team's **2001 national championship-winning season**.
- With its impressive run, which included what was the **nation's longest winning streak** at 14 games (March 26 - April 19), Miami moved into the **top five of a national poll** for the first time since **March 2009** when it was ranked **No. 4** by *Collegiate Baseball Newspaper* on April 28.
- With a **No. 7** rating from *Baseball America* on May 12, Miami earned its **highest ranking** from the publication since **March 2009**
- Miami set a new **program record with 10 consecutive ACC wins** during the 14-game winning streak, besting the previous long (**nine consecutive**) by one win.

HISTORY IN THE MAKING?...

- With just **three games remaining** in the 2014 regular season, the Hurricanes are on the verge of **making history in the ACC**.
- Since conference expansion prior to the 2005 season, no **ACC team has ever won 25 games in league play**. Miami enters the weekend 22-5.
- Miami has **already accomplished something no other ACC team has since 2005: sweep four three-game road series** in a single season. The **previous high was three**.
- The Hurricanes' best record in league play came in **2008**, when it finished **23-5** and earned a **No. 1 seed** at the ACC Championship in Jacksonville, Fla. With just **one win** against the Tar Heels, Miami will **match its best single-season ACC win output**.

MILESTONES FOR MORRIS...

- Head coach **Jim Morris** became just the **eighth coach in the history of Division I baseball** to accumulate **1,400 wins** when Miami beat Boston College 5-2 on **March 8**.
- Two weeks later, **Morris won his 900th game** with the Hurricanes in a 7-1 upset of No. 3 Virginia on March 22. Morris ranks second in wins in Miami history **behind the late Ron Fraser (1,267)**.
- **Morris ranks fourth** among active **Division I coaches in career victories (1,429)** and **eighth all-time** in the category. He is also the **second-winningest coach in ACC history**.

Warren Nolan Top 25 RPI

- 1) *Virginia* (ACC)*
- 2) *Florida* (SEC)*
- 3) Indiana (Big 10)
- 4) *Florida State* (ACC)*
- 5) Houston (The American)
- 6) Vanderbilt (SEC)
- 7) Oregon State (Pac 12)
- 8) Rice (Conference USA)
- 9) Louisiana-Lafayette (Sun Belt)
- 10) **Miami (ACC)**
- 11) Ole Miss (SEC)
- 12) South Carolina (SEC)
- 13) Texas (Big 12)
- 14) Texas Tech (Big 12)
- 15) TCU (Big 12)
- 16) Cal Poly (Big West)
- 17) Indiana State (Missouri Valley)
- 18) Louisiana State (SEC)
- 19) Louisville (The American)
- 20) Alabama (SEC)
- 21) Kentucky (SEC)
- 22) Oklahoma State (Big 12)
- 23) Washington (Pac 12)
- 24) Oregon (Pac 12)
- 25) UC Irvine (Big West)

bold italics indicates 2014 opponent

MAJOR LEAGUE PLAYERS

- | | | |
|------|-------------------|----------|
| 1) | Arizona State | 11 |
| T-2) | Long Beach St. | 10 |
| T-2) | North Carolina | 10 |
| 4) | Miami (FL) | 9 |
| T-5) | California | 8 |
| T-5) | Nebraska | 8 |
| T-5) | Stanford | 8 |

IN THE POLLS

@CanesBaseball
National Rankings

Collegiate Baseball Newspaper: #4
Baseball America: #7
Perfect Game: #9
USA Today Coaches Poll: #12
NCBWA: #15

GAMEWINNING HITS / RBI

- | | |
|------|---|
| 2/14 | David Thompson (BB) |
| 2/16 | <i>N/A (error by pitcher)</i> |
| 2/21 | Willie Abreu (HR) |
| 2/22 | Zack Collins (HR) |
| 2/28 | <i>N/A (error by shortstop)</i> |
| 3/4 | David Thompson (1B) |
| 3/5 | Brad Fieger (1B) |
| 3/7 | Brandon Lopez (3B) |
| 3/8 | Brandon Lopez (<i>groundout</i>) |
| 3/9 | Alex Hernandez (<i>E-4</i>) |
| 3/14 | Tyler Palmer (1B) |
| 3/19 | Willie Abreu (1B) |
| 3/22 | Zack Collins (HR) |
| 3/26 | Zack Collins (2B) |
| 3/28 | Zack Collins (<i>sac fly</i>) |
| 3/29 | Dale Carey (HR) |
| 3/30 | Tyler Palmer (2B) |
| 4/2 | Willie Abreu (1B) |
| 4/4 | Zack Collins (1B) |
| 4/5 | Zack Collins (1B) |
| 4/6 | Brad Fieger (<i>groundout</i>) |
| 4/9 | Alex Hernandez (<i>sac fly</i>) |
| 4/11 | <i>N/A (wild pitch)</i> |
| 4/12 | Willie Abreu (1B) |
| 4/13 | Willie Abreu (<i>sac fly</i>) |
| 4/14 | Johnny Ruiz (2B) |
| 4/19 | Brad Fieger (<i>sac fly</i>) |
| 4/21 | Zack Collins (<i>sac fly</i>) |
| 4/23 | Tyler Palmer (1B) |
| 4/25 | Dale Carey (bunt 1B) |
| 4/26 | Tyler Palmer (2B) |
| 4/27 | Brandon Lopez (1B) |
| 5/2 | Zack Collins (1B) |
| 5/4 | Dale Carey (<i>sac fly</i>) |
| 5/7 | Willie Abreu (<i>groundout</i>) |
| 5/9 | Zack Collins (2B) |
| 5/10 | Jacob Heyward (<i>groundout</i>) |
| 5/11 | Brandon Lopez (1B) |

WHERE TO WATCH

- | | | |
|---------|-------------------------|------------|
| 5/15 | North Carolina* | CSS/ESPN3 |
| 5/16 | North Carolina* | CSS/ESPN3 |
| 5/17 | North Carolina* | ESPNU |
| 5/21-24 | ACC CHAMPIONSHIP | RSN |

WEEKEND NEWS & NOTES

BUILDING A RESUME...

- Miami has won 25 of its past 27 games, including four sweeps in its last five conference weekends, to **vault to No. 10** in the latest *Warren Nolan Top 25 RPI* (May 14).
- Miami has **20 wins** against teams in the *Warren Nolan Top 100 RPI*, including **four against teams in the top five RPI**: one against No. 1 RPI Virginia, one against No. 4 Florida State, and a series victory (two wins) against **No. 2 Florida**.
- With just one regular season series against **RPI No. 45 North Carolina** remaining, the Hurricanes strength of schedule is **rated No. 22** by *Warren Nolan*.

DIAZ DOMINATING...

- The Hurricanes have **won every one of Chris Diaz' starts** in 2014, which prolongs a stretch that **dates back to the 2013 NCAA Regionals** in Louisville, K.Y.
- **Diaz picked up his fourth win over a ranked opponent** this season in a 5-2 victory **over then-No. 20 Clemson** (April 25). The Florida City, Fla., native has earned a decision in **nine of his 13 starts** and is tied for first in the ACC with **nine wins (9-0)**. He ranks **sixth in the ACC** with a **2.05 ERA**.
- Diaz has allowed **two earned runs or less in 11 of his 13 starts** this spring, including his last **eight straight**. In his **two seasons as a starter**, he has yielded two earned runs or less in **23 of his 29 starts**.
- His 2014 record includes wins over **No. 11 Florida (2/14)**, **No. 4 FSU (2/28)**, **No. 1 Virginia (3/22)**, **then-No. 25 NC State (3/28)** and **then-No. 20 Clemson (4/25)**. Miami has not lost a game started by Diaz since **May 24, 2013** at the **2013 ACC Championship**.

SIMPLY THE BEST...

- After an impressive 4-0 week in which he hit **.471 with seven RBI**, senior outfielder **Dale Carey** was recognized with **ACC Player of the Week** honors on May 12.
- Carey went **8-for-17** over the four-game stretch, helping power Miami to a **sweep of then-No. 30 Duke** at Durham Bulls Athletic Park. **Carey connected on his career-first grand slam** in a 9-1 game two victory and finished a perfect **3-for-3 in steal attempts** on the weekend.
- Carey is the **third Hurricane to be recognized** with weekly honors this season, joining freshman slugger **Zack Collins** (April 28) and senior righthander **Javi Salas** (March 9)

CALLED UP CANES...

- Miami's current **nine Major League players** are the **second-most of any school in the ACC** (North Carolina) and the **fourth-most of any program nationwide**. The Hurricanes trail, **Arizona State (11)**, **Long Beach State (10)** and **UNC (10)** in Major League players.
- Seven former Miami Hurricanes found themselves on **2014 MLB Opening Day** rosters: **Yonder Alonso** (San Diego), **Ryan Braun** (Milwaukee), **Yasmani Grandal** (San Diego), **Jon Jay** (St. Louis), **Chris Perez** (Los Angeles Dodgers), **Gaby Sanchez** (Pittsburgh) and **Danny Valencia** (Kansas City).
- **Jemile Weeks** (Baltimore) and **Chris Herrmann** (Minnesota) **were called up from AAA** within the first two weeks of the season.

2013 TEAM LEADERS: RETURNERS

OFFENSE

Average: David Thompson (.286)
Games Played: Alex Hernandez (62)
Games Started: Alex Hernandez (62)
At Bats: Alex Hernandez (225)
Runs: Alex Hernandez (42)
Hits: Alex Hernandez (60)
Doubles: Alex Hernandez (16)
Triples: Dale Carey (2)
Home Runs: David Thompson (6)
Runs Batted In: David Thompson (46)
Total Bases: David Thompson (84)
SLG Percent.: David Thompson (.462)
Walks: Garrett Kennedy (27)
OB Percent.: Garrett Kennedy (.417)
Stolen Bases: Dale Carey (12)

PITCHING

ERA: Chris Diaz (1.64)
Wins: Bryan Radziewski (9)
Losses: Andrew Suarez (6)
Appearances: AJ Salcines (28)
Games Started: Chris Diaz (16)
Complete Games: Bryan Radziewski (2)
Saves: AJ Salcines (2)
Innings Pitched: Chris Diaz (109.2)
Hits Allowed: Chris Diaz (101)
Runs Allowed: Andrew Suarez (47)
Earned Runs Allowed: Andrew Suarez (38)
Walks: Bryan Radziewski (30)
Strikeouts: Bryan Radziewski (109)
Wild Pitches: C. Diaz/T. Woodrey (4)
B/AVG Against: Bryan Radziewski (.175)

THE LAST TIME A HURRICANE...

Led Off Game with HR...	Zeke DeVoss (4/3/2011 vs. Boston College)
Back-to-Back Games with Leadoff HR ...	Charlton Jimerson (6/09/2001, 6/11/2001)
Had Six Hits in a Game...	Mark Sobolewski (3/18/2008 vs. Cornell)
Five Hits...	Nathan Melendres (4/23/2011 vs. North Carolina)
Two Hits in One Inning...	Jason Hagerty (3/7/2008 vs. Boston College)
Hit Three HR's in a Game...	Scott Lawson (6/5/2010 vs. Texas A&M)
Two HR's...	Zack Collins (3/30/2014 vs. NC State)
Hit Two HR's in One Inning...	Kevin Brown (3/16/1999 vs. Ohio State)
Hit Pinch Hit HR...	Sebastian Diaz (5/2/2014 vs. Alabama St.)
Hit Inside the Park HR...	Paco Figueroa (5/8/2005 vs. Jacksonville)
Hit Grand Slam...	Dale Carey (5/10/2014 vs. Duke)
Hit for the Cycle...	Gaby Sanchez (5/2/2003 vs. Pace)
Record 10 RBI in One Game...	Kevin Brown (5/27/2001 vs. Stetson)
Nine RBI...	Chad Rupp (4/25/1998 vs. FSU)
Eight RBI...	Danny Valencia (4/9/2005 vs. Virginia)
Seven RBI...	Blake Tekotte (4/12/2008 vs. Georgia Tech)
Six RBI...	Zack Collins (3/30/2014 vs. NC State)

Threw Complete Game Shutout...	Bryan Radziewski (4/27/2013 vs. Virginia Tech)
Recorded Back-to-Back CG's...	David Gil (5/12/2000, 5/27/2000)
Recorded CG 1-Hit S/O...	J.D. Cockroft (5/31/2003 vs. FAU)
Recorded a Perfect Game...	Javi Salas (3/4/2014 vs. Villanova)
Recorded a No-Hitter (non-PG)...	Alex Fernandez (3/18/1989 vs. Maine)
Struck Out 10 Batters...	Andrew Suarez (2/16/2014 vs. Maine)
Recorded Three-Pitch Inning...	Chris Hernandez (6/2/2010 vs. Florida)
Recorded Three Pickoffs in a Game...	Brian Walker (3/16/2001 vs. East Carolina)
Threw Four Wild Pitches...	Chris Sheffield (5/5/2011 vs. Jacksonville)
Hit Four Batters...	Iden Nazario (3/15/2009 vs. Duke)
Balked Twice...	Enrique Garcia (6/8/2008 vs. Arizona)

WEEKEND NEWS & NOTES

#CARDIACCANES...

• Miami is 12-2 in one-run games in 2014, including wins in a road sweep of Virginia Tech (April 4+5), an extra-innings win over Pittsburgh (April 12) and its recent come-from-behind win over Duke (April 11)

• Through their first 52 games (38-14), the Hurricanes have scored 144 of their 298 runs (48.3%) in the sixth inning or later. Miami is 11-8 when its opponent scores first and have played five extra inning games (3-2).

• Senior captain Tyler Palmer has often come through for the Hurricanes, delivering two game-winning hit and one game-tying hit during Miami's recent perfect 5-0 week (April 21-27). He has four game-winning hits this spring.

POWER SURGE...

• Miami ranks eighth in the ACC with 21 home runs after hitting just 14 in all of 2013. Freshman Zack Collins leads the team and is tied for first in the ACC with eight homers, while Dale Carey ranks second on the team and eighth in the ACC with six.

• The Hurricanes (92) are one of just five teams in the ACC that will enter the week with 90 or more doubles, joining Florida State (105), Clemson (102), Maryland (97) and Georgia Tech (90).

• The offense already has four multi-homerun games this season (after recording just two in all of 2013): games one and two against Florida (Feb. 21 & 22), game one against Georgia Tech (March 14) and game three against NC State (March 30). Miami is 4-0 when hitting more than one home run.

• Zack Collins recorded the first multi-home run game for the Hurricanes since Peter O'Brien accomplished the feat in 2012 in Miami's 12-5 win over NC State (March 30). He drove in six runs in the win.

CONFERENCE CONFIDENCE ...

• Despite playing in one of the toughest college baseball conferences in the nation, the Hurricanes have managed to perform well against teams from the ACC compared to their nonconference counterparts.

• Miami's team ERA in conference play is second-best at 2.61 (2.96 overall), its defensive fielding percentage is second-best at .979 (.970 overall), and offensively Miami has generally managed to match its production (.263 overall/.261 ACC).

• Individually, Zack Collins has the fourth-best average among all ACC hitters in conference play (.348), while fellow freshman Bryan Garcia has the second-most saves of any reliever in ACC play (10).

THE 300 CLUB...

• Redshirt junior Bryan Radziewski became just the 13th pitcher in Miami history to record 300 career strikeouts during his start against then-No. 20 Clemson (April 27).

• Radziewski (312) moved into a tie for eighth place in program history with seven strikeouts against Alabama State (May 4) and four more against Duke (May 11).

• He is the first pitcher to breach the 300-strikeout plateau since lefthander Chris Hernandez accomplished the feat in 2010.

ACTIVE WINS LEADERS - Division I

- 1) Augie Garrido (Texas) - 1,907
- 2) Mike Martin (Florida State) - 1,806
- 3) Mark Marquess (Stanford) - 1,516
- 4) Jim Morris (Miami) - 1,429
- 5) Jim Gilligan (Lamar) - 1,294

NCAA PERFECT GAMES

Division I (since 1957)

2014	Javi Salas (Miami)
2011	Will Roberts (Virginia)
2003	Greg Prenger (Ohio State)
2002	Eric Brandon (Auburn)
2000	Chad Blackwell (Iowa)
1997	John Stewart (West. Mich.)
1996	Chris McConnell (St. Francis)
1991	Jason Johnson (Auburn)
1987	Mark Bowlian (Memphis)
1987	Kevin Sheary (Miami)
1980	Cliff Faust (Nebraska)
1980	Joe Housey (New Orleans)
1973	Joe McIntosh (Wash. State)
1972	Jim Jacobsen (Okla. State)
1971	Bill Balfourt (Buffalo)
1971	Larry Angell (Wash. State)
1968	Rick Austin (Wash. State)
1967	Bruce Baudier (LSU)
1967	Larry Gonsalves (Fresno St.)
1965	Bob Schauenberg (Iowa)
1965	George Dugan (Murray St.)
1963	Don Woeltjen (Georgia)
1959	Dick Reitz (Maryland)

HOME RUN TRACKER

Game 1	Tyler Palmer (solo, Maine)
Game 5	Dale Carey (solo, Florida)
Game 5	Willie Abreu (solo, Florida)
Game 5	Garrett Kennedy (solo, Florida)
Game 6	Garrett Kennedy (solo, Florida)
Game 6	Zack Collins (3-R, Florida)
Game 7	Dale Carey (solo, Florida)
Game 10	Zack Collins (2-R, FSU)
Game 11	Brad Fieger (2-R, Villanova)
Game 12	Dale Carey (solo, Villanova)
Game 18	Dale Carey (solo, GTech)
Game 18	Tyler Palmer (2-R, GTech)
Game 21	Zack Collins (solo, UCF)
Game 23	Zack Collins (2-R, Virginia)
Game 28	Dale Carey (solo, NC State)
Game 29	Zack Collins (solo, NC State)
Game 29	Zack Collins (3-R, NC State)
Game 44	Zack Collins (2-R, Clemson)
Game 46	Sebastian Diaz (2-R, Alabama St.)
Game 50	Zack Collins (solo, Duke)
Game 46	Dale Carey (grand slam, Duke)

ACC LEADERS

OFFENSIVE

Batting Average

- 1) DJ Stewart (FSU) - .359
- 2) Brandon Lowe (UMD) - .345
- 3) Michael Russell (UNC) - .343
- 20) Willie Abreu (Miami) - .310

Home Runs

- T-1) Zack Collins (Miami) - 8
 T-1) Will Craig (Wake) - 8
 T-1) Chris Marconcini (Duke) - 8
 T-1) Mike Papi (UVA) - 8
 T-1) Trea Turner (NCST) - 8

Runs Batted In

- T-1) Andrew Knizner (NCST) - 45
 T-1) John Nogowski (FSU) - 45
 T-3) Zack Collins (Miami) - 44
 T-3) Mike Papi (UVA) - 44
 T-3) Chris Marconcini (Duke) - 44

PITCHING

Earned Run Average

- 1) Daniel Gossett (Clemson) - 1.57
- 2) Nathan Kirby (UVA) - 1.62
- 3) Carlos Rodon (NCST) - 1.73
- 4) Reilly Hovis (UNC) - 1.73
- 6) Chris Diaz (Miami) - 2.05

Wins

- T-1) Chris Diaz (Miami) - 9
 T-1) Mike Shawaryn (MD) - 9
 T-3) Nathan Kirby (UVA) - 8
 T-3) Andrew Istler (Duke) - 8

Strikeouts

- 1) Jake Stinnett (MD) - 113
- 2) Carlos Rodon (NCST) - 111
- 3) Bryan Radziewski (Miami) - 90
- 4) Daniel Gossett (Clemson) - 88
- 8) Nathan Kirby (Virginia) - 84

2014 MIAMI HURRICANES BASEBALL

PITCHER PROFILES

31 • SAM ABRAMS RHP

- 5-9 • 185 • JR • Miami, FL • Killian
• Made season debut against UCF (March 18)
• Provides different look out of bullpen with sidearm delivery
• Saw action in three games in 2013, totaling 1.2 innings
• Local product, who carried a perfect 4.0 GPA in high school

CAREER STATISTICS table with columns: YEAR, ERA, W-L, APP, IP, H, R, ER, BB, SO, B/AVG

CAREER 5.53 0-0 14 14.0 13 9 8 6 10

- CAREER HIGHS
Innings: 3.2, vs. Florida, 3/26/2011
Hits: 2, four times
Runs: 4, vs. Georgia Tech, 3/26/2011
Earned Runs: 4, vs. Georgia Tech, 3/26/2011
Strikeouts: 2, twice
Walks: 2, twice

34 • DERIK BEAUPREZ RHP

- 6-5 • 233 • FR • Cherry Hills Vill., CO • Cherry Creek
• Made career-first start against FGCU (March 19), throwing 3.0 IP
• Made career debut against Bethune-Cookman (March 11)
• Drafted in 25th round of 2013 MLB Draft by Boston Red Sox
• Ranked No. 128 high school senior nationwide by Perfect Game
• Hit .468 with five home runs and 26 RBI senior season
• Back-to-back first-team All-Colorado from Denver Post (2012-13)

CAREER STATISTICS table with columns: YEAR, ERA, W-L, APP, IP, H, R, ER, BB, SO, B/AVG

- CAREER HIGHS
Innings: 5.0, vs. FGCU, 3/26/2014
Hits: 5, vs. Bethune-Cookman, 4/2/2014
Runs: 1, twice
Earned Runs: 1, twice
Strikeouts: 4, vs. FGCU, 3/26/2014
Walks: 4, vs. Bethune-Cookman, 4/2/2014

19 • BRYAN GARCIA RHP

- 6-1 • 195 • FR • Miami, FL • Christopher Columbus
• Ranks second in ACC with 14 saves, including nine of 1+ IP
• Recorded back-to-back wins against ND (4/21) & FAU (4/23)
• Has allowed three earned runs in last 14 appearances (20.1 IP)
• Notched two-inning save in upset of No. 2 FSU (Feb. 28)
• Named 2013 Class 6A-8A Pitcher of the Year by Miami Herald
• Finished senior season with 8-1 record, 82 strikeouts, 1.23 ERA

CAREER STATISTICS table with columns: YEAR, ERA, W-L, APP, IP, H, R, ER, BB, SO, B/AVG

- CAREER HIGHS
Innings: 3.0, vs. FGCU, 3/19/2014
Hits: 3, six times
Runs: 2, vs. Virginia, 3/24/2014
Earned Runs: 2, vs. Virginia, 3/24/2014
Strikeouts: 4, twice
Walks: 2, four times

14 • DANNY GARCIA LHP

- 6-1 • 195 • FR • Miami, FL • Westwood Christian
• Made career-first start versus Villanova (3/5), striking out eight
• Shifted from team's midweek starter into bullpen lefthander
• Earned first-team All-Dade from Miami Herald last two seasons

CAREER STATISTICS table with columns: YEAR, ERA, W-L, APP, IP, H, R, ER, BB, SO, B/AVG

- CAREER HIGHS
Innings: 4.2, vs. Stetson, 3/12/2014
Hits: 9, vs. UCF, 3/18/2014
Runs: 3, twice
Earned Runs: 3, vs. UCF, 3/18/2014
Strikeouts: 8, vs. Villanova, 3/5/2014
Walks: 2, twice

39 • COOPER HAMMOND RHP

- 6-2 • 196 • FR • Venice, FL • Venice
• Leads team 28 appearances out of the pen totaling 27.0 IP
• Has allowed just one earned run in last 20 appearances
• Named 2013 Sarasota-Herald Tribune 7A Player of the Year
• Registered 9-0 record with 0.13 ERA in 56 innings as HS senior

CAREER STATISTICS table with columns: YEAR, ERA, W-L, APP, IP, H, R, ER, BB, SO, B/AVG

- CAREER HIGHS
Innings: 2.0, twice
Hits: 3, vs. Stetson, 3/12/2014
Runs: 2, twice
Earned Runs: 1, five times
Strikeouts: 3, vs. Georgia Tech, 3/14/2014
Walks: 1, four times

38 • RYAN OTERO RHP

- 6-3 • 195 • SO • Coral Gables, FL • Ransom Everglades
• Made season debut against UCF (March 18)
• Older brother Dan plays for Oakland Athletics

CAREER STATISTICS table with columns: YEAR, ERA, W-L, APP, IP, H, R, ER, BB, SO, B/AVG

- CAREER HIGHS
Innings: 1.0, three times
Hits: 3, vs. Virginia, 3/29/2013
Runs: 4, vs. Virginia, 3/29/2013
Earned Runs: 3, twice
Strikeouts: 1, three times
Walks: 2, vs. Illinois State, 3/12/2013

16 • AJ SALCINES LHP

- 6-0 • 202 • SR • Miami, FL • Christopher Columbus
• Ranks seventh in program history in career appearances (98)
• Named one of 10 Senior CLASS Award finalists in May
• Finished 2013 first in appearances (28), second in wins (three), first in strikeouts (30) and first in innings (29.2) among relievers

CAREER STATISTICS table with columns: YEAR, ERA, W-L, APP, IP, H, R, ER, BB, SO, B/AVG

- CAREER HIGHS
Innings: 4.0, vs. FGCU, 3/23/2011
Hits: 5, vs. Virginia, 3/30/2013
Runs: 7, vs. Florida State, 3/2/2014
Earned Runs: 6, vs. Florida State, 3/2/2014
Strikeouts: 4, twice
Walks: 2, four times

32 • ADAM SARGENT RHP

- 5-11 • 195 • SR • Miami, Fla. • Palmetto Senior
• Missed first half of 2013 with arm tightness
• Served as one of team's most reliable relievers in 2012
• Allowed just eight runs in 25.2 innings as sophomore, striking out 24 batters and allowing just 13 walks

CAREER STATISTICS table with columns: YEAR, ERA, W-L, APP, IP, H, R, ER, BB, SO, B/AVG

CAREER 3.90 2-4 68 64.2 66 35 28 37 58

- CAREER HIGHS
Innings: 3.0, vs. Appalachian State, 2/24/2011
Hits: 5, vs. Virginia, 4/30/2012
Runs: 4, twice
Earned Runs: 4, twice
Strikeouts: 3, four times
Walks: 2, twice

52 • DANIEL SAYLES LHP

- 6-4 • 212 • Jr. • Wauwatosa, Wisc. • Sacra. City Coll.
• Made career debut with scoreless inning in win over Villanova (3/5)
• Spent two seasons at Sacramento City College
• Named 2012-13 Male Scholar-Athlete of the Year in final season
• Threw 76.1 innings with 49 strikeouts and 3.77 ERA in 2013

CAREER STATISTICS table with columns: YEAR, ERA, W-L, APP, IP, H, R, ER, BB, SO, B/AVG

47 • ENRIQUE SOSA RHP

- 5-10 • 180 • SO • Panama City, Panama
• Made five appearances freshman year in 2013, all out of bullpen
• Allowed five earned runs in 7.0 innings (6.40 ERA)
• Went career-high 2.2 innings against Illinois State (March 12)

CAREER STATISTICS table with columns: YEAR, ERA, W-L, APP, IP, H, R, ER, BB, SO, B/AVG

CAREER 7.40 0-1 15 20.2 20 19 17 16 15

- CAREER HIGHS
Innings: 2.2, twice
Hits: 3, vs. Duke, 3/9/2013
Runs: 4, vs. Virginia, 3/23/2014
Earned Runs: 23, vs. Virginia, 3/23/2014
Strikeouts: 4, vs. Bethune-Cookman, 3/11/2014
Walks: 2, four times

43 • THOMAS WOODREY LHP

- 6-3 • 205 • SO • Lighthouse Point, FL • Card. Gibbons
• Ranks third on team with 24 appearances out of bullpen
• Has 10 appearances of two or more innings - 2nd-most of any RP
• Totaled 40.1 innings in 2013, fifth-most of any pitcher on staff
• Ended 2013 with 4-0 record and 3.12 ERA
• Finished with 30 K's compared to just 14 walks as freshman

CAREER STATISTICS table with columns: YEAR, ERA, W-L, APP, IP, H, R, ER, BB, SO, B/AVG

CAREER 2.97 8-0 43 76.0 60 28 24 21 58

- CAREER HIGHS
Innings: 8.0, vs. Maine, 3/5/2013
Hits: 7, vs. FAU, 2/20/2013
Runs: 4, vs. Florida State, 3/1/2014
Earned Runs: 4, vs. Florida State, 3/1/2014
Strikeouts: 5, vs. FAU, 2/20/2013
Walks: 5, vs. FAU, 2/20/2013

STARTING PITCHER PROFILES



18 CHRIS DIAZ JR LHP

Sophomore (2013)...
 Ranked among ACC leaders in several statistical categories after dominant campaign...Selected semifinalist for inaugural Gregg Olson Award honoring college baseball's breakout player... Earned 2013 All-ABCA second team recognition...Named Opening Day starter prior to team's series with Rutgers... Ended regular season ranked second in conference in ERA and innings pitched... Finished year with lowest ERA (1.64) and most innings (109.2) of any pitcher on staff... Delivered 14 quality starts (at least six innings, three earned runs or less) in 16 chances, including nine straight to end season...Held hitters to .250 average with 78 strikeouts, allowing just 20 earned runs... Allowed just two earned runs over six starts (44.1 innings) from April 5 through May 10, combining for 0.41 ERA...Recorded career-first double-digit strikeout game (10) in 7-0 win over Oklahoma State (May 31) at Louisville Regional.

Freshman (2012)...

Served as one of team's key arms out of bullpen in first year as a Hurricane, registering 23 appearances...Made two starts on year, finishing with 4.18 ERA and 2-1 record...Struck out 20 batters in 32.1 innings of work while walking 13 batters...Allowed only four extra-base hits (all doubles) all season... Registered then-career best six-inning scoreless streak stretching across six appearances from March 30 to April 18...Went three innings in first career start against Florida Atlantic, striking out two batters in three scoreless frames...

CAREER HIGHS

Innings: 8.0, five times

Hits Allowed: 11, vs. Duke, 3/8/2013

Runs Allowed: 6, vs. Virginia, 3/29/2013

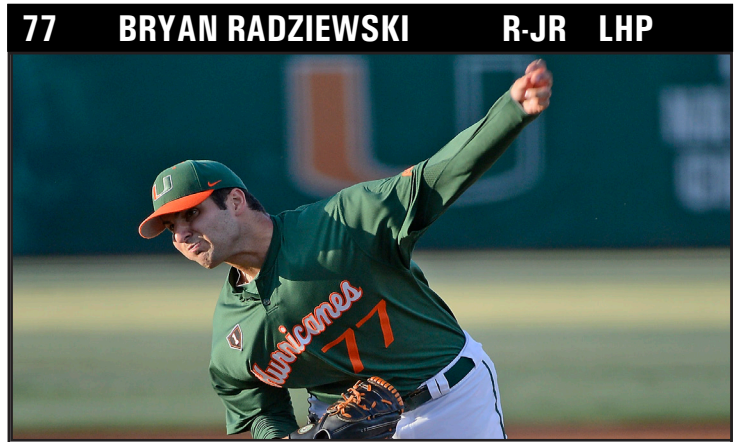
Earned Runs Allowed: 5, vs. Virginia, 3/29/2013

Strikeouts: 10, vs. Oklahoma State, 5/31/2013

Walks: 5, vs. Oklahoma State, 5/31/2013

CAREER STATISTICS

YEAR	ERA	W-L	APP	IP	H	R	ER	BB	SO	B/AVG
2014	2.05	9-0	13	83.1	69	26	19	30	70	.226
2013	1.64	7-5	16	109.2	101	29	20	27	78	.250
2012	4.18	2-1	23	32.1	35	17	15	13	20	.287
CAREER	2.16	18-6	52	225.1	205	72	54	70	168	



77 BRYAN RADZIEWSKI R-JR LHP

Redshirt Sophomore (2013)...
 Recovered from 2012 season-ending shoulder surgery to deliver one of most dominant campaigns nationwide...Became program's first All-American since 2010, earning second-team Louisville Slugger honors (Collegiate Baseball)... Recognized as All-ACC first-team selection...Named to 2013 Golden Spikes Award Midseason Watch List by USA Baseball...Captured one of four nods on ABCA All-Atlantic Region first team...Earned third-team Rawlings All-America honors...Finished with a 9-3 record and 1.78 ERA in 14 starts...Struck out career-high 109 batters in 91.0 innings... Marked return to weekend rotation with complete game shutout of Virginia Tech (March 23), striking out career-best 16 batters - three shy of conference single-game record...

Sophomore (2012)...

Recorded five starts before missing rest of year to season-ending surgery... Finished with 2-0 record and 3.08 ERA in limited action...Struck out 21 batters in 26.1 innings of work...

Freshman (2011)...

Named to the 2011 *Baseball America* Freshman All-America Second Team... Finished the 2011 campaign with a team-leading nine wins, amassing a 9-2 record with a team third-lowest 3.35 earned run average... The Florida Christian School product started a team-high matching 16 games for the Hurricanes, and was the first freshman in over 20 years to start a season-opener on the hill.

CAREER HIGHS

Innings: 9.0, twice

Hits Allowed: 10, vs. Duke, 5/11/2014

Runs Allowed: 8, vs. Florida, 3/4/2011

Earned Runs Allowed: 5, twice

Strikeouts: 16, vs. Virginia Tech, 3/23/2013

Walks: 6, twice

CAREER STATISTICS

YEAR	ERA	W-L	APP	IP	H	R	ER	BB	SO	B/AVG
2014	3.38	6-2	13	80.0	66	39	30	42	90	.232
2013	1.78	9-3	15	91.0	53	24	18	30	109	.175
2012	3.08	2-0	5	26.1	24	10	9	14	21	.250
2011	3.35	9-2	16	91.1	87	48	34	37	92	.252
CAREER	2.82	26-7	49	288.2	230	121	91	123	312	

STARTING PITCHER PROFILES



30 ANDREW SUAREZ R-SO LHP

Sophomore (2013)...
Recovered from shoulder surgery and made 15 starts as member of weekend rotation...Finished with 3-5 record and 3.95 ERA...Threw 86.2 innings, third-most of any pitcher on staff...Struck out 57 batters and issued 19 walks... Went 5.0 shutout innings in first career start against Rutgers (Feb. 17)... Allowed one earned run in 7.0 innings in 5-3 win over Duke (March 10)... Struck out career-high seven in 6.2 innings at North Carolina (March 17)... Named ACC Pitcher of the Week for complete-game shutout of Clemson (April 22)...Matched career high with seven strikeouts in 8.0 innings against Boston College (April 28)...Yielded one earned in 6.2 innings in 6-4 win over St. John's (May 5)...Totaled 12.0 innings in two postseason starts against North Carolina (May 23) and Oklahoma State (June 2) with eight strikeouts and one walk.

Freshman (2012)...
Missed nearly entire season rehabbing from surgery...Started and pitched three impressive innings against the Miami Marlins in the team's stadium-opening exhibition at Marlins Park...

High School/Prep...
Played at Christopher Columbus High School under head coach Joe Weber... Played club league for the Florida Legends and coaches Angel Herrera and Carlos Marts... As a senior, helped Columbus to an 18-7 record... Tossed 34 complete innings, striking out 58 and collecting an ERA of 1.65 and a record of 5-3 on the campaign...

CAREER HIGHS

- Innings:** 9.0, three times
- Hits Allowed:** 11, twice
- Runs Allowed:** 7, vs. North Carolina, 5/23/2013
- Earned Runs Allowed:** 7, vs. North Carolina, 5/23/2013
- Strikeouts:** 10, vs. Maine, 2/16/2014
- Walks:** 5, vs. Wake Forest, 5/12/2013

CAREER STATISTICS

YEAR	ERA	W-L	APP	IP	H	R	ER	BB	SO	B/AVG
2014	2.53	5-2	13	92.1	83	36	26	15	70	.236
2013	3.95	3-6	15	86.2	94	47	38	19	57	.282
2012	19.29	0-0	3	2.1	6	5	5	1	1	.462
CAREER	3.49	8-8	31	181.1	183	88	69	35	128	



22 JAVI SALAS SR RHP

Junior (2013)...
Drafted by Minnesota Twins in 38th round of 2013 Major League Baseball First-Year Player Draft (No. 1130 overall)...Named team captain...Opened season in weekend rotation before shifting to bullpen late in year...Made 11 starts in 17 total appearances, finishing season with 5-5 record and 3.18 ERA... Delivered three straight quality starts (six innings or more, three earned runs or less) to open season... Threw six shutout innings in season debut against Rutgers (Feb. 16)...Yielded just one earned run in six innings at Florida (March 2)...Twirled career-first complete game against Stetson (April 10), scattering seven hits...

Sophomore (2012)...
Served as the team's fourth starter for the final four midweek match-ups of the regular season...Made 19 appearances on the year, including five starts...Tied for second on the team with six wins, finishing with a 6-3 record...Recorded a 3.21 ERA in 47.2 innings pitched, allowing 17 earned runs...Ranked fourth on the team with 48 strikeouts..Registered the only double-digit strikeout performance of the year for Miami

Freshman (2011)...
Saw action in 21 games out of the bullpen as a freshman for the Hurricanes... Picked up a 0-2 record on the year with an ERA of 5.59... Combined for one shutout... Tossed 29 complete innings, allowing 22 runs (18 earned)...

CAREER HIGHS

- Innings:** 9.0, vs. Stetson, 4/10/2013
- Hits Allowed:** 8, twice
- Runs Allowed:** 7, vs. North Carolina, 3/16/2013
- Earned Runs Allowed:** 7, vs. North Carolina, 3/16/2013
- Strikeouts:** 10, vs. FAU, 4/24/2012
- Walks:** 3, twice

CAREER STATISTICS

YEAR	ERA	W-L	APP	IP	H	R	ER	BB	SO	B/AVG
2014	3.21	3-3	11	42.0	39	20	15	11	35	.241
2013	3.18	5-5	17	70.2	68	36	25	19	44	.256
2012	3.21	6-3	19	47.2	48	26	17	16	48	.261
2011	5.59	0-2	21	29.0	31	22	18	8	13	.279
CAREER	3.69	14-13	69	185.1	186	104	75	54	140	



2014 Miami Hurricanes Baseball
 Overall Statistics for Miami Hurricanes (as of May 11, 2014)
 (All games Sorted by Batting avg)



Record: 38-14 Home: 21-9 Away: 16-5 Neutral: 1-0 ACC: 22-5

Player	avg	gp-gs	ab	r	h	2b	3b	hr	rbi	tb	slg%	bb	hp	so	gdp	ob%	sf	sh	sb-att	po	a	e	fld%	
Willie Abreu	.310	52-50	184	28	57	7	1	1	27	69	.375	33	0	48	1	.411	2	1	4-5	45	3	1	.980	
Dale Carey	.302	52-52	205	47	62	13	1	6	26	95	.463	25	10	35	1	.404	0	8	14-22	92	2	0	1.000	
Zack Collins	.298	50-47	168	28	50	12	3	8	44	92	.548	32	3	40	2	.415	2	0	0-0	192	25	2	.991	
Tyler Palmer	.295	51-51	190	40	56	13	3	2	29	81	.426	19	8	26	3	.382	0	15	18-24	84	5	2	.978	
Ricky Eusebio	.278	40-12	54	15	15	2	0	0	7	17	.315	4	1	14	0	.339	0	1	6-6	32	0	0	1.000	
Alex Hernandez	.254	52-50	173	24	44	9	1	0	24	55	.318	17	2	28	6	.325	2	7	3-5	95	158	5	.981	
Brandon Lopez	.250	45-45	148	21	37	6	1	0	28	45	.304	22	2	23	6	.349	3	5	5-9	72	135	9	.958	
Johnny Ruiz	.241	34-27	87	20	21	5	0	0	10	26	.299	22	2	20	1	.402	1	5	2-4	16	61	10	.885	
Garrett Kennedy	.220	37-32	100	13	22	3	0	2	15	31	.310	14	4	18	0	.336	1	2	1-1	256	26	4	.986	
Brad Fieger	.215	49-48	177	19	38	9	0	1	29	50	.282	10	1	22	4	.255	4	7	0-1	316	50	5	.987	

David Thompson	.328	19-19	64	10	21	5	1	0	10	28	.438	8	1	9	1	.405	1	3	0-1	125	21	5	.967	
Laz Rivera	.250	13-6	16	6	4	0	0	0	2	4	.250	4	2	4	0	.455	0	0	1-2	5	12	4	.810	
Edgar Michelangeli	.209	17-10	43	4	9	3	0	0	9	12	.279	4	0	12	2	.277	0	2	0-1	4	22	3	.897	
Sebastian Diaz	.192	15-5	26	8	5	2	0	1	3	10	.385	7	0	10	0	.364	0	0	0-0	5	11	0	1.000	
Jacob Heyward	.160	14-6	25	5	4	1	0	0	3	5	.200	5	0	11	1	.300	0	1	0-1	9	0	0	1.000	
Brad Zunica	.158	22-7	38	3	6	2	0	0	6	8	.211	4	0	13	2	.238	0	0	0-0	8	0	0	1.000	
Carlos Diaz	.000	10-0	8	1	0	0	0	0	0	0	.000	0	1	2	1	.111	0	0	0-0	22	2	0	1.000	
Derik Beauprez	.000	3-1	4	0	0	0	0	0	0	0	.000	1	0	2	0	.200	0	0	0-0	1	1	0	1.000	
John Lawroski	.000	23-0	2	6	0	0	0	0	0	0	.000	0	1	2	0	.333	0	0	1-3	1	0	1	.500	
Totals	.263	52	1712	298	451	92	11	21	272	628	.367	231	38	339	31	.361	16	57	55-85	1414	635	63	.970	
Opponents	.238	52	1741	196	414	73	8	8	173	527	.303	172	35	432	39	.317	11	45	36-54	1368	543	77	.961	

LOB - Team (391), Opp (394). DPs turned - Team (45), Opp (35). CI - Team (0), Opp (3). IBB - Team (9), Abreu, W. 3, Z. Collins 2, Thompson, D. 1, Lopez, B. 1, Carey, D. 1, Ruiz, J. 1, Opp (6). Picked off - Carey, D. 5, Palmer, T. 3, Fieger, B. 2, Thompson, D. 1, Hernandez, A 1, Ruiz, J. 1.

(All games Sorted by Earned run avg)

Player	era	w-l	app	gs	cg	sho	sv	ip	h	r	er	bb	so	2b	3b	hr	b/avg	wp	hp	bk	sfa	sha		
Chris Diaz	2.05	9-0	13	13	0	0/0	0	83.1	69	26	19	30	70	14	1	1	.226	6	7	0	1	7		
Andrew Suarez	2.53	5-2	13	13	0	0/1	0	92.1	83	36	26	15	70	11	4	3	.236	8	2	0	3	9		
Bryan Radziewski	3.38	6-2	13	13	0	0/0	0	80.0	66	39	30	42	90	8	1	2	.232	5	8	0	4	11		

Ryan Otero	0.00	0-0	1	0	0	0/0	0	0.1	1	0	0	0	1	0	0	0	.333	0	0	0	0	0		
Derik Beauprez	1.26	1-0	4	3	0	0/1	0	14.1	11	2	2	5	9	2	0	0	.208	1	0	0	0	0		
Cooper Hammond	1.67	5-0	28	0	0	0/2	2	27.0	21	8	5	7	32	3	1	0	.221	0	4	0	0	2		
Bryan Garcia	1.74	5-3	26	0	0	0/0	14	41.1	35	10	8	17	45	9	0	0	.236	4	1	0	1	7		
Thomas Woodrey	2.52	4-0	24	0	0	0/1	0	35.2	25	10	10	8	28	3	0	0	.200	1	2	1	0	2		
Javi Salas	3.21	3-3	11	7	1	1/0	0	42.0	39	20	15	11	35	6	0	1	.241	2	4	0	0	2		
Danny Garcia	5.50	0-1	10	3	0	0/0	0	18.0	18	12	11	10	16	2	0	1	.261	1	3	0	1	1		
Adam Sargent	5.68	0-0	9	0	0	0/0	0	6.1	11	4	4	5	7	5	0	0	.379	0	1	0	0	0		
AJ Salcines	6.75	0-1	13	0	0	0/0	1	10.2	15	9	8	10	11	3	0	0	.357	0	1	0	1	2		
Sam Abrams	6.75	0-0	4	0	0	0/0	0	2.2	3	2	2	0	3	2	1	0	.300	0	1	0	0	1		
Daniel Sayles	7.36	0-1	5	0	0	0/0	0	3.2	5	4	3	2	3	2	0	0	.385	2	0	0	0	0		
Enrique Sosa	7.90	0-1	10	0	0	0/0	0	13.2	12	14	12	10	12	3	0	0	.231	1	1	0	0	1		
Totals	2.96	38-14	52	52	1	3/2	17	471.1	414	196	155	172	432	73	8	8	.238	31	35	1	11	45		
Opponents	5.03	14-38	52	52	1	0/0	7	456.0	451	298	255	231	339	92	11	21	.263	37	38	8	16	57		

PB - Team (8), Kennedy, G. 6, Z. Collins 2, Opp (13). Pickoffs - Team (15), Radziewski 7, Woodrey, T. 3, Suarez, A. 2, Hammond, C. 1, Diaz, C. 1, Beauprez, D. 1, Opp (13). SBA/ATT - Kennedy, G. (19-24), Z. Collins (12-16), Radziewski (10-12), Suarez, A. (8-11), Hammond, C. (6-7), Garcia, B. (3-6), Woodrey, T. (1-4), Salas, J. (1-4), Sosa, E. (2-3), Diaz, C. (1-3), Diaz, Ca. (2-2), Sargent, A. (1-1), Otero, R. (1-1).



2014 Miami Hurricanes Baseball
 Conference statistics for Miami Hurricanes (as of May 11, 2014)
(ACC games only Sorted by Batting avg)



Record: 22-5 Home: 9-3 Away: 13-2 ACC: 22-5

Player	avg	gp-gs	ab	r	h	2b	3b	hr	rbi	tb	slg%	bb	hp	so	gdp	ob%	sf	sh	sb-att	po	a	e	fld%
Ricky Eusebio	.353	21-3	17	7	6	0	0	0	1	6	.353	2	1	7	0	.450	0	0	2-2	11	0	0	1.000
Zack Collins	.348	25-25	92	20	32	5	2	5	26	56	.609	15	1	21	0	.436	2	0	0-0	84	13	0	1.000
Willie Abreu	.320	27-27	97	10	31	4	1	0	16	37	.381	22	0	29	1	.438	2	0	3-3	26	2	1	.966
Dale Carey	.316	27-27	114	26	36	8	1	3	15	55	.482	10	4	21	1	.391	0	4	7-10	43	2	0	1.000
Tyler Palmer	.270	27-27	100	24	27	8	2	1	12	42	.420	10	6	16	2	.371	0	9	8-11	44	3	0	1.000
Brandon Lopez	.245	27-27	94	11	23	3	1	0	19	28	.298	12	0	16	4	.327	1	4	4-5	46	94	3	.979
Brad Fieger	.194	26-26	98	11	19	3	0	0	12	22	.224	6	1	13	3	.243	2	3	0-1	208	26	1	.996
Alex Hernandez	.189	27-25	90	11	17	1	0	0	7	18	.200	8	0	16	6	.255	0	2	1-2	43	88	2	.985
Garrett Kennedy	.157	18-16	51	7	8	2	0	0	6	10	.196	8	2	9	0	.290	1	1	0-0	122	17	1	.993

Laz Rivera	.667	4-0	3	1	2	0	0	0	1	2	.667	0	0	0	0	.667	0	0	0-0	1	0	0	1.000
David Thompson	.579	6-6	19	5	11	0	1	0	3	13	.684	4	1	2	1	.667	0	2	0-1	68	4	0	1.000
Johnny Ruiz	.222	16-16	54	9	12	3	0	0	8	15	.278	9	1	13	1	.338	1	1	1-2	7	35	6	.875
Jacob Heyward	.200	5-3	10	3	2	0	0	0	3	2	.200	4	0	3	1	.429	0	1	0-1	8	0	0	1.000
Edgar Michelangeli	.194	12-8	31	2	6	1	0	0	7	7	.226	3	0	9	1	.265	0	2	0-1	3	15	3	.857
Sebastian Diaz	.188	7-3	16	3	3	2	0	0	5	5	.313	1	0	4	0	.235	0	0	0-0	4	11	0	1.000
Brad Zunica	.125	8-3	16	0	2	1	0	0	4	3	.188	2	0	6	0	.222	0	0	0-0	1	0	0	1.000
Carlos Diaz	.000	3-0	3	0	0	0	0	0	0	0	.000	0	0	1	0	.000	0	0	0-0	6	0	0	1.000
Derik Beauprez	.000	2-1	3	0	0	0	0	0	0	0	.000	1	0	1	0	.250	0	0	0-0	0	0	0	.000
John Lawroski	.000	12-0	0	4	0	0	0	0	0	0	.000	0	0	0	0	.000	0	0	0-2	1	0	0	1.000
Totals	.261	27	908	154	237	41	8	9	140	321	.354	117	17	187	21	.353	9	29	26-41	745	364	24	.979
Opponents	.229	27	890	91	204	37	5	6	81	269	.302	94	20	211	24	.314	9	28	19-26	726	312	45	.958

LOB - Team (202), Opp (205). DPs turned - Team (27), Opp (24). CI - Team (0), Opp (2). IBB - Team (7), Abreu, W. 3, Z. Collins 2, Carey, D. 1, Ruiz, J. 1, Opp (3). Picked off - Carey, D. 3, Palmer, T. 1, Ruiz, J. 1, Thompson, D. 1.

(ACC games only Sorted by Earned run avg)

Player	era	w-l	app	gs	cg	sho	sv	ip	h	r	er	bb	so	2b	3b	hr	b/avg	wp	hp	bk	sfa	sha	
Andrew Suarez	1.58	4-1	9	9	0	0/1	0	68.1	54	17	12	10	43	7	2	3	.218	1	0	0	3	7	
Chris Diaz	2.16	5-0	9	9	0	0/0	0	58.1	43	20	14	24	48	9	1	1	.208	4	6	0	1	5	
Bryan Radziewski	3.22	5-0	9	9	0	0/0	0	58.2	48	27	21	31	62	6	1	2	.232	4	7	0	3	7	

Cooper Hammond	0.00	3-0	13	0	0	0/1	1	11.2	7	0	0	2	12	1	0	0	.184	0	2	0	0	0	
Daniel Sayles	0.00	0-0	1	0	0	0/0	0	0.2	1	0	0	1	0	0	0	0	.500	0	0	0	0	0	
Bryan Garcia	1.57	2-2	15	0	0	0/0	10	23.0	18	5	4	10	25	5	0	0	.228	0	1	0	1	5	
Thomas Woodrey	2.53	3-0	10	0	0	0/0	0	10.2	10	3	3	4	4	1	0	0	.250	0	0	0	0	0	
AJ Salcines	2.84	0-0	7	0	0	0/0	0	6.1	6	2	2	4	7	2	0	0	.286	0	1	0	1	2	
Javi Salas	8.10	0-1	2	0	0	0/0	0	3.1	4	3	3	3	2	1	0	0	.286	1	1	0	0	0	
Enrique Sosa	9.00	0-1	3	0	0	0/0	0	4.0	3	5	4	2	3	0	0	0	.200	0	1	0	0	1	
Sam Abrams	13.50	0-0	2	0	0	0/0	0	0.2	2	1	1	0	0	1	1	0	.667	0	0	0	0	1	
Adam Sargent	21.60	0-0	4	0	0	0/0	0	1.2	6	4	4	1	3	4	0	0	.545	0	1	0	0	0	
Danny Garcia	36.00	0-0	2	0	0	0/0	0	1.0	2	4	4	2	2	0	0	0	.400	0	0	0	0	0	
Totals	2.61	22-5	27	27	0	1/1	11	248.1	204	91	72	94	211	37	5	6	.229	10	20	0	9	28	
Opponents	4.83	5-22	27	27	1	0/0	3	242.0	237	154	130	117	187	41	8	9	.261	23	17	4	9	29	

PB - Team (4), Kennedy, G. 4, Opp (4). Pickoffs - Team (6), Radziewski 4, Suarez, A. 2, Opp (6). SBA/ATT - Kennedy, G. (9-11), Z. Collins (9-11), Suarez, A. (6-9), Radziewski (7-8), Hammond, C. (2-3), Garcia, B. (1-2), Diaz, C. (0-1), Sosa, E. (1-1), Woodrey, T. (1-1).



2014 Miami Hurricanes Baseball
Games Summary for Miami Hurricanes (as of May 14, 2014)
(All games)



Score by innings	1	2	3	4	5	6	7	8	9	EX	Total
Miami Hurricanes	30	23	46	35	20	47	28	43	19	7	298
Opponents	28	12	28	16	28	18	31	18	9	8	196

Record when ...

Overall	38-14	After 6 leading	29-2
Conference	22-5 trailing	3-9
Non-Conference	16-9 tied	6-3
Home games	21-9	After 7 leading	27-2
Away games	16-5 trailing	3-9
Neutral site	1-0 tied	8-3
Day games	12-4	After 8 leading	30-0
Night games	26-10 trailing	2-11
vs Left starter	14-7 tied	6-3
vs Right starter	24-7		
1-Run games	12-2	Hit 0 home runs	25-11
2-Run games	3-3	... 1 home run	9-3
5+Run games	13-5	... 2+ home runs	4-0
Extra innings	3-2		
Shutouts	3-0	Opponent 0 home runs	33-12
	 1 home run	4-2
	 2+ HRs	1-0
Scoring 0-2 runs	4-5	Made 0 errors	16-1
..... 3-5 runs	11-7 1 error	14-5
..... 6-9 runs	14-2 2+ errors	8-8
..... 10+ runs	9-0		
Opponent 0-2 runs	25-0	Opp. made 0 errors	8-5
..... 3-5 runs	10-4 1 error	12-7
..... 6-9 runs	3-7 2+ errors	18-2
..... 10+ runs	0-3		
Scored in 1st inning	13-4	Out-hit opponent	25-2
Opp. scored in 1st	6-6	Out-hit by opponent	10-11
Scores first	27-6	Hits are tied	3-1
Opp. scores first	11-8		

Record when team scores:

Runs	0	1	2	3	4	5	6	7	8	9	10+
W-L	0-0	1-1	3-4	3-4	4-2	4-1	7-1	4-1	1-0	2-0	9-0

Record when opponent scores:

Runs	0	1	2	3	4	5	6	7	8	9	10+
W-L	3-0	9-0	13-0	7-2	1-0	2-2	0-2	1-3	1-1	1-1	0-3

Record when leading after:

Inn.	1	2	3	4	5	6	7	8
W-L	13-1	17-2	25-3	28-3	25-2	29-2	27-2	30-0

Record when trailing after:

Inn.	1	2	3	4	5	6	7	8
W-L	5-5	7-8	5-10	3-10	4-10	3-9	3-9	2-11

Record when tied after:

Inn.	1	2	3	4	5	6	7	8
W-L	20-8	14-4	8-1	7-1	9-2	6-3	8-3	6-3



2014 Miami Hurricanes Baseball
Miscellaneous Stats for Miami Hurricanes (as of May 14, 2014)
(All games)



Multiple Hit Games	2	3	4	5+	Total
Dale Carey	15	3	-	-	18
Willie Abreu	14	2	-	-	16
Tyler Palmer	13	3	-	-	16
Zack Collins	6	6	1	-	13
Alex Hernandez	10	2	1	-	13
Brandon Lopez	9	-	-	-	9
Brad Fieger	4	2	-	-	6
David Thompson	4	2	-	-	6
Johnny Ruiz	2	2	-	-	4
Ricky Eusebio	2	2	-	-	4
Garrett Kennedy	3	-	-	-	3
Brad Zunica	1	-	-	-	1
TEAM	83	24	2	0	109

Multiple RBI Games	2	3	4	5+	Total
Zack Collins	9	4	-	1	14
Brandon Lopez	8	-	1	-	9
Alex Hernandez	7	-	1	-	8
Tyler Palmer	6	-	1	-	7
Brad Fieger	6	1	-	-	7
Dale Carey	3	-	-	1	4
Willie Abreu	3	1	-	-	4
Johnny Ruiz	3	-	-	-	3
Brad Zunica	2	-	-	-	2
David Thompson	-	1	-	-	1
Jacob Heyward	-	1	-	-	1
Garrett Kennedy	1	-	-	-	1
Ricky Eusebio	-	1	-	-	1
Sebastian Diaz	1	-	-	-	1
Edgar Michelangeli	1	-	-	-	1
TEAM	50	9	3	2	64

Hitting Streaks	Longest	Current
Willie Abreu	12	12
Tyler Palmer	11	1
Dale Carey	10	5
Zack Collins	9	3
Johnny Ruiz	6	-
Alex Hernandez	6	-
Brandon Lopez	5	5
David Thompson	5	3
Brad Fieger	5	-
Edgar Michelangeli	4	-
Garrett Kennedy	3	2
Ricky Eusebio	3	-
Jacob Heyward	2	-
Sebastian Diaz	2	-
Laz Rivera	1	1
Brad Zunica	1	-

Reached Base Streaks	Longest	Current
Zack Collins	20	3
Dale Carey	14	14
Tyler Palmer	14	14
Willie Abreu	12	12
Alex Hernandez	10	-
Brandon Lopez	9	5
Brad Fieger	8	-
Johnny Ruiz	8	2
David Thompson	7	3
Ricky Eusebio	7	7
Garrett Kennedy	5	2
Sebastian Diaz	5	-
Edgar Michelangeli	4	-
Brad Zunica	4	-
Jacob Heyward	3	3
Laz Rivera	2	2
Derik Beauprez	1	-
Carlos Diaz	1	-
John Lawroski	1	1

2013 NORTH CAROLINA BASEBALL
#29 Miami at #1 North Carolina
Mar 15, 2013 at Chapel Hill, N.C. (Boshamer Stadium)

Miami 4 (15-5,2-2 ACC)**North Carolina 1 (16-1,3-1 ACC)**

Player	ab	r	h	rbi	bb	so	po	a	lob
Chris Barr 1b	3	1	1	1	2	0	10	1	0
Alex Hernandez 2b	4	1	1	1	1	0	3	5	1
Chantz Mack rf	4	0	2	2	0	1	1	0	0
Brad Fieger 3b	4	0	0	0	0	1	1	1	3
Alex San Juan c	3	0	2	0	1	0	5	1	0
David Thompson dh	4	0	2	0	0	1	0	0	1
Ricky Eusebio lf	3	1	0	0	1	1	1	0	1
Brandon Lopez ss	3	1	1	0	0	2	0	5	1
Dale Carey cf	3	0	0	0	0	1	4	0	0
Chris Diaz p	0	0	0	0	0	0	2	0	0
AJ Salcines p	0	0	0	0	0	0	0	0	0
Eric Nedeljkovic p	0	0	0	0	0	0	0	0	0
Totals	31	4	9	4	5	7	27	13	7

Player	ab	r	h	rbi	bb	so	po	a	lob
Chaz Frank cf	3	0	0	0	1	0	2	0	2
Landon Lassiter dh	4	1	1	0	0	1	0	0	0
Colin Moran 3b	4	0	2	0	0	1	0	3	0
Skye Bolt rf	4	0	2	1	0	0	1	0	1
Cody Stubbs 1b	3	0	0	0	1	1	12	1	2
Michael Russell ss	3	0	1	0	0	1	1	3	0
Parks Jordan ph	1	0	0	0	0	0	0	0	0
Mike Zolk 2b	4	0	0	0	0	0	0	1	2
Alex Raburn lf	3	0	1	0	0	0	2	1	0
Brian Holberton ph	1	0	0	0	0	0	0	0	0
Matt Roberts c	2	0	0	0	1	1	8	1	0
Kent Emanuel p	0	0	0	0	0	0	0	5	0
Chris Munnelly p	0	0	0	0	0	0	1	0	0
Totals	32	1	7	1	3	5	27	15	7

Score by Innings	1	2	3	4	5	6	7	8	9	R	H	E
Miami	0	0	0	0	3	0	1	0	0	4	9	0
North Carolina	0	0	0	0	0	1	0	0	0	1	7	2

E - Frank, C(1); Zolk, M(2). DP - Miami 1; UNC 2. LOB - Miami 7; UNC 7. 2B - Bolt, S(6); Raburn, A(2). SH - B Lopez(2); D Carey(4). SB - A Hernandez(2); R Eusebio(4). CS - C Mack(1).

Miami	ip	h	r	er	bb	so	ab	bf	np
Chris Diaz	7.0	6	1	1	3	4	25	28	111
AJ Salcines	1.0	1	0	0	0	1	4	4	18
Eric Nedeljkovic	1.0	0	0	0	0	0	3	3	17

North Carolina	ip	h	r	er	bb	so	ab	bf	np
Kent Emanuel	6.1	8	4	4	3	3	23	28	116
Chris Munnelly	2.2	1	0	0	2	4	8	10	35

Win - C Diaz (2-1). Loss - Emanuel, K (3-1). Save - Nedeljkovic (2).

WP - C Diaz 3(3). Pitches/strikes: C Diaz 111/63; A Salcines 18/12; Nedeljkovic 17/12; Emanuel, K 116/68; Munnelly, C 35/18.

Umpires - HP: David Savage 1B: Randy Watkins 3B: Barry Chambers

Start: 7:05 PM Time: 2:46 Attendance: 1435

Weather: Cloudy, high 50s; SW at 12 mph

2013 NORTH CAROLINA BASEBALL
#29 Miami at #1 North Carolina
Mar 16, 2013 at Chapel Hill, N.C. (Boshamer Stadium)

Miami 2 (15-6,2-3 ACC)

North Carolina 14 (17-1,4-1 ACC)

Player	ab	r	h	rbi	bb	so	po	a	lob
Chris Barr lf/1b	3	1	0	0	1	1	3	0	0
Alex Hernandez 2b	1	0	0	0	0	0	0	4	0
Tyler Palmer ph/2b	3	0	1	0	0	1	2	1	0
Chantz Mack rf	2	0	0	0	1	0	5	0	0
Michael Broad rf	1	0	0	0	0	0	0	0	0
Brad Fieger 3b	2	0	0	0	0	0	0	0	1
Esteban Tresgallo 3b	1	0	0	1	0	1	0	1	2
Alex San Juan dh	1	0	0	0	1	1	0	0	0
Roger Gonzalez ph	1	0	0	0	1	1	0	0	0
David Thompson 1b	2	0	0	0	0	1	4	0	0
Grant Heyman ph/lf	2	0	0	0	0	1	2	0	2
Garrett Kennedy c	4	0	1	0	0	2	4	0	0
Brandon Lopez ss	4	0	0	0	0	1	2	2	2
Dale Carey cf	1	0	0	0	0	0	1	0	0
Ricky Eusebio cf	2	1	1	0	1	1	1	0	0
Javi Salas p	0	0	0	0	0	0	0	0	0
Alexander Fernandez p	0	0	0	0	0	0	0	0	0
Vince Kossak p	0	0	0	0	0	0	0	0	0
Jace Herrera p	0	0	0	0	0	0	0	0	0
Ryan Otero p	0	0	0	0	0	0	0	0	0
Totals	30	2	3	1	5	11	24	8	7

Player	ab	r	h	rbi	bb	so	po	a	lob
Chaz Frank cf	3	1	1	0	2	0	2	0	1
Michael Massardo ph/cf	1	0	1	0	0	0	1	0	0
Landon Lassiter dh	2	1	0	1	1	2	0	0	1
Parks Jordan ph/dh	1	0	0	0	1	0	0	0	1
Colin Moran 3b	4	2	3	2	1	0	1	1	0
Alex Raburn ph/3b	1	0	0	0	0	0	0	0	0
Skye Bolt rf	1	2	0	0	3	0	3	0	0
Zach Daly ph/rf	2	0	1	0	0	0	1	0	0
Cody Stubbs 1b	4	1	1	1	0	2	2	0	5
Grayson Atwood ph/1b	1	0	0	0	1	0	2	0	0
Brian Holberton lf	3	3	3	3	2	0	3	0	0
Michael Russell ss	4	1	3	3	0	0	0	0	0
Tom Zengel ph	1	0	0	0	0	0	0	0	3
Matt Campbell ss	1	0	0	0	0	0	0	0	2
Mike Zolk 2b	5	2	2	3	0	0	1	2	1
Matt Roberts c	2	1	0	1	0	0	5	0	0
Matt Rubino ph	1	0	0	0	0	0	0	0	0
Korey Dunbar c	1	0	1	0	0	0	6	0	0
Benton Moss p	0	0	0	0	0	0	0	0	0
Reilly Hovis p	0	0	0	0	0	0	0	0	0
Chris O'Brien p	0	0	0	0	0	0	0	0	0
Mason McCullough p	0	0	0	0	0	0	0	0	0
Totals	38	14	16	14	11	4	27	3	14

Score by Innings	1	2	3	4	5	6	7	8	9	R	H	E
Miami	0	0	0	0	0	0	0	2	0	2	3	1
North Carolina	0	2	11	0	1	0	0	0	X	14	16	1

E - C Barr(2); Atwood, G(1). DP - Miami 1. LOB - Miami 7; UNC 14. 2B - R Eusebio(2); Moran, C(3); Holberton, B(2); Russell, M(3); Dunbar, K(2). 3B - Frank, C(2). HR - Holberton, B(3); Zolk, M(2). HBP - Lassiter, L. SH - Roberts, M(5). SF - E Tresgallo(1); Holberton, B(2). SB - C Barr(5); Frank, C(7).

Miami	ip	h	r	er	bb	so	ab	bf	np
Javi Salas	2.1	8	7	7	2	1	14	17	73
Alexander Fernandez	0.0	1	5	5	2	0	1	5	19
Vince Kossak	2.2	4	2	2	3	3	12	15	64
Jace Herrera	2.0	3	0	0	2	0	8	10	38
Ryan Otero	1.0	0	0	0	2	0	3	5	21

North Carolina	ip	h	r	er	bb	so	ab	bf	np
Benton Moss	7.0	2	0	0	3	9	23	26	108
Reilly Hovis	0.2	1	2	1	2	0	3	6	27
Chris O'Brien	0.1	0	0	0	0	0	1	1	4
Mason McCullough	1.0	0	0	0	0	2	3	3	12

Win - Moss, B (5-0). Loss - J Salas (2-2). Save - None.

WP - Hovis, R(1). HBP - by A Fernandez (Lassiter, L). Pitches/strikes: J Salas 73/45; A Fernandez 19/8; V Kossak 64/34; J Herrera 38/19; R Otero 21/8; Moss, B 108/62; Hovis, R 27/14; O'Brien, C 4/2; McCullough, M 12/9.

Umpires - HP: Randy Watkins 1B: Barry Chambers 3B: David Savage

Start: 6:05 PM Time: 3:17 Attendance: 2405

Weather: Cloudy, low 70s; SW at 17 mph

A Fernandez faced 5 batters in the 3rd.

2013 NORTH CAROLINA BASEBALL
#29 Miami at #1 North Carolina
Mar 17, 2013 at Chapel Hill, N.C. (Boshamer Stadium)

Miami 1 (15-7,2-4 ACC)**North Carolina 4 (18-1,5-1 ACC)**

Player	ab	r	h	rbi	bb	so	po	a	lob
Chris Barr 1b	5	0	1	0	0	1	6	0	0
Alex Hernandez 2b	4	0	1	1	1	1	0	2	1
Chantz Mack rf	4	0	0	0	0	2	3	0	6
Brad Fieger 3b	4	0	1	0	0	0	0	1	0
Alex San Juan c	3	0	2	0	1	1	8	1	0
David Thompson dh	3	0	0	0	0	1	0	0	0
Ricky Eusebio lf	3	1	0	0	0	0	3	0	3
Brandon Lopez ss	3	0	2	0	1	1	1	2	0
Dale Carey cf	2	0	0	0	1	1	3	0	0
Garrett Kennedy ph	1	0	0	0	0	0	0	0	0
Andrew Suarez p	0	0	0	0	0	0	0	0	0
AJ Salcines p	0	0	0	0	0	0	0	0	0
Totals	32	1	7	1	4	8	24	6	10

Player	ab	r	h	rbi	bb	so	po	a	lob
Chaz Frank cf	4	0	1	0	0	1	4	0	0
Michael Russell ss	4	1	2	0	0	1	0	2	0
Colin Moran 3b	3	2	1	1	1	1	2	2	1
Skye Bolt rf	4	1	2	3	0	0	1	0	0
Cody Stubbs 1b	4	0	1	0	0	1	7	0	0
Brian Holberton lf	3	0	0	0	0	1	2	1	0
Grayson Atwood dh	1	0	0	0	0	1	0	0	0
Parks Jordan ph/dh	1	0	0	0	1	1	0	0	0
Mike Zolk 2b	3	0	0	0	0	0	2	2	3
Matt Roberts c	2	0	0	0	0	1	9	0	0
Alex Raburn ph	1	0	0	0	0	0	0	0	0
Korey Dunbar c	0	0	0	0	0	0	0	0	0
Hobbs Johnson p	0	0	0	0	0	0	0	0	0
Trevor Kelley p	0	0	0	0	0	0	0	1	0
Chris McCue p	0	0	0	0	0	0	0	0	0
Totals	30	4	7	4	2	8	27	8	4

Score by Innings	1	2	3	4	5	6	7	8	9	R	H	E
Miami	0	0	0	0	1	0	0	0	0	1	7	0
North Carolina	1	0	0	0	0	0	0	3	X	4	7	0

LOB - Miami 10; UNC 4. 2B - Russell, M 2(5); Stubbs, C(9). HR - Moran, C(4); Bolt, S(4). HBP - R Eusebio. SH - D Thompson(2). SB - R Eusebio 2(6); B Lopez(2); D Carey(5); Bolt, S(3). CS - Frank, C(1).

Miami	ip	h	r	er	bb	so	ab	bf	np
Andrew Suarez	6.2	5	1	1	1	7	24	25	97
AJ Salcines	1.1	2	3	3	1	1	6	7	26

North Carolina	ip	h	r	er	bb	so	ab	bf	np
Hobbs Johnson	5.0	3	1	1	3	7	16	21	92
Trevor Kelley	1.1	1	0	0	1	0	5	6	31
Chris McCue	2.2	3	0	0	0	1	11	11	41

Win - McCue, C (4-0). Loss - A Salcines (2-2). Save - None.

HBP - by Johnson, H (R Eusebio). Pitches/strikes: A Suarez 97/65; A Salcines 26/15; Johnson, H 92/55; Kelley, T 31/18; McCue, C 41/28.

Umpires - HP: Barry Chambers 1B: David Savage 3B: Randy Watkins


Start: 1:05 PM Time: 2:37 Attendance: 1225

Weather: Overcast, low 50s; NE 10 mph



2013 Atlantic Coast Conference Baseball Miami vs #3 North Carolina

May 23, 2013 at Durham, N.C. (Durham Bulls Ath Pk.)



Miami 0 (35-22)

North Carolina 10 (49-8)

Player	ab	r	h	rbi	bb	so	po	a	lob
Tyler Palmer lf	4	0	0	0	0	0	1	0	0
Alex Hernandez 2b	4	0	0	0	0	0	3	4	0
Chantz Mack rf	3	0	0	0	0	0	1	0	0
David Thompson 3b	2	0	0	0	1	0	0	1	0
Brad Fieger 1b	2	0	1	0	1	0	8	1	0
Alex San Juan dh	3	0	1	0	0	0	0	0	0
Garrett Kennedy c	3	0	1	0	0	0	4	1	1
Brandon Lopez ss	3	0	1	0	0	0	2	3	2
Dale Carey cf	3	0	0	0	0	0	2	0	2
Andrew Suarez p	0	0	0	0	0	0	0	1	0
Eric Whaley p	0	0	0	0	0	0	1	0	0
Vince Kossak p	0	0	0	0	0	0	0	1	0
Totals	27	0	4	0	2	0	22	12	5

Player	ab	r	h	rbi	bb	so	po	a	lob
Chaz Frank cf	5	1	2	0	0	0	4	0	2
Landon Lassiter dh	4	1	1	0	0	1	0	0	0
Tom Zengel ph	1	0	0	0	0	0	0	0	0
Colin Moran 3b	4	3	2	1	1	0	0	2	2
Skye Bolt rf	4	1	3	0	0	1	4	0	0
Zach Daly ph	0	0	0	0	1	0	0	0	0
Cody Stubbs 1b	5	1	4	3	0	0	10	1	1
Michael Russell ss	4	2	1	0	0	0	1	4	0
Brian Holberton lf	4	1	3	3	0	1	2	0	0
Mike Zolk 2b	3	0	0	0	0	0	2	3	2
Matt Roberts c	2	0	1	0	0	1	0	0	0
Parks Jordan ph	1	0	1	2	1	0	0	0	0
Kent Emanuel p	0	0	0	0	0	0	1	1	0
Totals	37	10	18	9	3	4	24	11	7

Score by Innings

	1	2	3	4	5	6	7	8	R	H	E
Miami	0	0	0	0	0	0	0	0	0	4	2
North Carolina	3	0	2	0	0	2	2	1	10	18	0

E - D Thompson(11); B Lopez(12). DP - UM 2; UNC 1. LOB - UM 5; UNC 7. 2B - Bolt, S(11); Stubbs, C 2(23); Holberton, B(11). SH - Zolk, M(6). CS - Bolt, S(3).

Miami	ip	h	r	er	bb	so	ab	bf	np
Andrew Suarez	5.1	11	7	7	1	4	24	26	71
Eric Whaley	1.2	5	2	1	1	0	10	11	45
Vince Kossak	0.1	2	1	1	1	0	3	4	14

North Carolina	ip	h	r	er	bb	so	ab	bf	np
Kent Emanuel	8.0	4	0	0	2	0	27	29	97

Win - Emanuel, K (9-3). Loss - A Suarez (3-5). Save - None.

Pitches/strikes: A Suarez 71/43; E Whaley 45/23; V Kossak 14/5; Emanuel, K 97/64.

Umpires - HP: Scott Cline 1B: AJ Lostaglio 2B: Frank Sylvester 3B: Steve Manders

Start: 3:07 pm Time: 2:12 Attendance: 3492

Weather: 80 deg, Cloudy, W 8mph