



Amy Woodruff, Associate Communications Director  
 O: (305) 284-3241 | C: (813) 410-1194  
 A.Woodruff@miami.edu | @CanesHoops

## 2013-14 SCHEDULE

DATE	OPPONENT	TV	TIME/SCORE
Oct. 30	Florida Tech (exh.)		W, 84-55
Nov. 8	St. Francis Brooklyn	E3	L, OT, 62-66
Nov. 11	Georgia Southern	E3	W, OT, 81-80
Nov. 14	Texas Southern	E3	W, 84-69
Nov. 18	at College of Charleston &	E3	W, 70-54
Nov. 21	UCF	E3	L, 58-63

**DIRECTV Wooden Legacy (Anaheim, Calif.)**

Nov. 28	vs. RV/- George Washington	ESPNU	L, OT, 63-71
Nov. 29	vs. Cal State Fullerton	E3	W, 48-46
Dec. 1	vs. RV/RV Arizona State	E3	W, 60-57
Dec. 4	at Nebraska!	ESPNU	L, 49-60
Dec. 8	Virginia Tech*	ESPNU	L, OT, 60-61
Dec. 19	at Savannah State	CSS	W, 68-51
Dec. 22	La Salle	E3	W, 71-58
Dec. 30	Loyola (MD)	E3	W, 71-48
Jan. 4	at No. 2 Syracuse*	ACCN	L, 49-44
Jan. 8	at RV/RV North Carolina*	ESPN2	W, 63-57
Jan. 15	Florida State*	ACCN	L, 53-63
Jan. 18	at Georgia Tech*	RSN	W, 56-42
Jan. 22	No. 18 Duke*	ESPN2	L, 46-67
Jan. 25	No. 2 Syracuse*	CBS	L, 52-64
Jan. 29	at Maryland*	ACCN	L, 71-74
Feb. 1	Norfolk State	E3	W, 64-49
Feb. 5	No. 25/22 Pittsburgh*	RSN	L, OT, 55-59
Feb. 8	NC State*	RSN	L, 55-56
Feb. 10	at Florida State*	ESPNU	W, 77-73
Feb. 15	at Virginia Tech*	RSN	L, 52-45
Feb. 19	Notre Dame*	RSN	W, 71-64
Feb. 22	Boston College*	ACCN	W, 69-42
Feb. 26	at 12/11 Virginia*	RSN	L, 65-40
March 1	at NC State*	ACCN	W, 80-65
March 4	at Clemson*	ACCN	L, 58-54
March 8	Wake Forest*	RSN	W, 69-56

**ACC Championship (Greensboro, N.C.)**

March 12 Virginia Tech E2/ACCN 3:30 p.m.

All home games are played at the BankUnited Center

Game times are ET and subject to change

\* ACC game ! Big Ten/ACC Challenge

& First game of Wooden Legacy, played in Charleston, S.C.

ACCN - ACC Network RSN - Regional Sports Network

All conference games on an ESPN network will also be available on WatchESPN.

All conference games carried on ACCN or RSN will also be available on ESPN3.

All games can be heard on WQAM 560 and Canes All Access on HurricaneSports.com

## SOCIAL MEDIA

Website: HurricaneSports.com

Twitter, Instagram, Facebook: @CanesHoops

## MIAMI MEDIA GUIDE

Miami did not print media guides again this season.



## MIAMI

HURRICANES  
(16-15, 7-11)

## NATIONAL RANKING

--/--

## LAST TIME OUT

W, 69-56 vs. Wake Forest

## STATISTICAL LEADERS

## Points per Game

Rion Brown, 15.4

Garrius Adams, 10.4

## Rebounds per Game

Rion Brown, 5.9

## Assists per Game

Garrius Adams, 2.9

## VIRGINIA TECH

HOKIES  
(9-21, 2-16)

## NATIONAL RANKING

--/--

## LAST TIME OUT

L, 62-51 at Georgia Tech

## STATISTICAL LEADERS

## Points per Game

Jarell Eddie, 13.2

Ben Emelogu, 10.7

## Rebounds per Game

Jarell Eddie, 5.5

## Assists per Game

Devin Wilson, 4.8

## SETTING THE SCENE

March 12, 2014 | 3:30 p.m.  
 Greensboro Coliseum | Greensboro, N.C.

TV: ESPN2 | ACC Network

Radio: 560 WQAM

Web: WQAM.com | ESPN3

After leading Miami to the 2013 NCAA Sweet 16 and winning the school's first ACC regular season and tournament championships, **Jim Larrañaga** was honored as the AP, Naismith, USBWA Henry Iba, Adolph Rupp Cup and ACC Coach of the Year. The Bronx, N.Y., native helped Miami to a No. 2 national ranking by both the AP and USA TODAY, and a No. 2 seed in the NCAA Tournament. He is the 10th coach in the last 10 years to lead two top-10 programs.



## THE GAME

The No. 10-seeded University of Miami will face No. 15-seed Virginia Tech in the first round of the 2014 ACC Tournament at Greensboro Coliseum in North Carolina. The matchup will be the third meeting between the two teams this season, and the sixth game since the arrival of Coach L at UM.

## THE SERIES

Miami is 13-12 in the all-time series against Virginia Tech, which dates back to the 2000-01 season. The Canes are 7-4 against the Hokies at home, 1-2 on neutral courts and 5-6 on the road. UM is 7-11 vs. VT in ACC play and since the arrival of Coach L in 2010-11, Miami is 3-2 against Virginia Tech.

## THE ACC TOURNAMENT

Miami won the 2013 ACC Tournament, defeating Boston College (69-58), then NC State (81-71) and North Carolina (87-77) in the championship game. The Hurricanes are 10-8 in ACC Tournament play and have advanced past the first round of competition in seven of nine seasons, including four-straight.

## THE BROADCASTS

Catch the game on ESPN2 with Sean McDonough and Jay Bilas making the call, and on the ACC Network with Tim Brant and Mike Gminski. Also check out the game on 560 WQAM Radio with Joe Zagacki and Josh Darrow.

## THE COACH

Head coach Jim Larrañaga has a 535-369 overall record in his 30th season as a head coach. He is 65-35 in his third season at the University of Miami.

## THE POLLS (as of March 8)

KenPom.com: Miami - 64, Virginia Tech 189 NCAA RPI: Miami - 112, Virginia Tech - 227 SOS: Miami - 58

## THE WEATHER

Projected temperatures on game day: Coral Gables - 84/67. Blacksburg, Va. - 58/23.



## 2013-14 ROSTER

#	Name	Pos.	Ht.	Wt.	Yr.	Hometown   Previous School (s)
4	Raphael Akpejori	F	6-9	241	Sr.	Lagos, Nigeria   Sunrise Christian Academy (Kan.) Averaging 19.8 mpg, 1.3 ppg & 2.8 rpg when starting, after 5.3 mpg, 0.7 ppg and 0.8 rpg in non-conference ... Engineering major.
5	Davon Reed	G	6-6	208	Fr.	Ewing, N.J.   Princeton Day School (N.J.) Shooting guard playing out of position at the point ... Notched 16 points in 25 min. against Syracuse (1/25) ... 12 pts, 3 rebs vs. ND.
11	Mike Fernandez	G	6-1	189	Fr.	Coral Gables, Fla.   Belen Jesuit Walk on raised in Coral Gables, Fla. ... H.M. All-Dade County ... Hit 40 percent of field goals senior season.
12	Justin Heller	G	6-2	177	Sr.	Boca Raton, Fla.   West Boca Raton Community Walk on who earned scholarship spring 2014 semester ... Played in 18 career games ... Scored first ACC points (2) vs. BC on Feb. 22.
15	Rion Brown	G	6-6	211	Sr.	Hinesville, Ga.   Liberty County Seven 20+ point games in last 12 outings ... 7+ reb in 13 games ... 34.5% 3FG in ACC after 29.4% in non-conf.
20	Manu Lecomte	G	5-11	159	Fr.	Brussels, Belgium   Athene des Pagodes Scored 15 points on 3-3 from three at NC State ... Six assists vs. Wake Forest ... Season high 19 points at MD ... 2+ assists 20 games.
21	Erik Swoope	F	6-5	220	Sr.	Lake Elsinore, Calif.   Harvard-Westlake 5-straight games 10+ points ... Since joining starting five vs. FSU: 9.6 ppg, 4.0 rpg, 57.1%FG in 29.6 mpg ... Max bench press is 365 pounds.
22	Donnavan Kirk	F	6-9	228	Gr.	Pontiac, Mich.   DePaul   Detroit Country Day HS At FSU, 16 pts ... At MD, 9 points and 9 rebounds ... Block in 21 games, multiple blocks in 13 outings ... 7+ rebounds in 11 games.
23	Tonye Jekiri	C	7-0	235	So.	Hialeah, Fla.   Champagnat Catholic School   Nigeria First career double-double with 14p, 13r at NCST ... At FSU 15 pts, 6 reb, 2 blocks ... 9 rebounds and 8 points vs. Duke ... Native of Nigeria.
25	Garrius Adams	G	6-6	200	Gr.	Apex, N.C.   Middle Creek Career-best 22 points vs. Wake Forest ... Last 10-of-12 games with double-digit scoring ... 3+ assists in 17 games.
35	James Kelly	F	6-7	246	Jr.	Ann Arbor, Mich.   Owens CC   Pioneer HS Nine points and five rebounds at Virginia Tech in February ... ACC-best 12 points vs. Virginia Tech in December.

## REDSHIRTS (\*will sit out 2013-14 season and have two years of eligibility remaining)

1	Deandre Burnett	G	6-2	191	Fr.	Miami, Fla.   Carol City HS Sustained left wrist injury, redshirt for rookie season ... 2012 Parade All-American ... Avg. 37 ppg as a senior, third in the nation.
10	Sheldon McClellan *	G	6-5	206	Jr.	Houston, Texas   Texas   Bellaire Played 68 games, starting 24 at Texas ... In two seasons averaged 12.4 ppg, 3.6 rpg, 0.7 apg.
13	Angel Rodriguez *	G	5-11	181	Jr.	Cupey, P.R.   Kansas State   Miami Krop HS NABC All-District, All-Big 12, Big 12 All-Defensive Team ... Big 12 Co-Champions ... Played 65 career games, averaging 9.8 ppg, 4.2 apg.

## LARRAÑAGA BY THE NUMBERS

1 - Coach Jim Larrañaga is one of four ACC coaches with a Final Four appearance to his credit.

4 - In 2006, Coach Jim Larrañaga became the first coach at a mid-major school to take his team to the NCAA Final Four in 27 years.

7 - Larrañaga is no stranger to the ACC. In his seven seasons as an assistant coach at Virginia, the Cavaliers participated in the NCAA Final Four in 1981 and 1984, won three ACC Championships and finished in the Top 5 of the AP rankings.

14 - Larrañaga has made 14 postseason appearances in the past 23 years, including six NCAA tournaments.

30 - Larrañaga is in his 30th year as a head coach and has successfully transitioned three institutions into successful programs: Miami, Bowling Green and George Mason.

## LARRAÑAGA - WHY MIAMI?

Along with returning to the best basketball conference in the country, Coach L had a few personal reasons for accepting the head coaching job at Miami. Coach's grandfather was from Cuba, where he produced the Larrañaga [lare-en-YAH-ga] cigar. Coach's father was raised in Key West before moving to The Bronx, N.Y., getting married and raising six children. Coach L was raised in The Bronx, but vacationed to Florida as a boy. He also has owned a house in Sarasota - which he bought from Dick Vitale's daughter - for eight years, and three of his siblings have retired to Florida.

## MIAMI VS. VIRGINIA TECH (13-12)

Since the rebirth of Miami basketball in 1985: 13-12  
Since joining the ACC in 2004-05: 7-11  
Since the arrival of Jim Larrañaga: 3-2

1/10/01	L	85-74	(a)
2/6/01	W	86-61	(h)
1/12/02	W	77-68	(a)
3/2/02	W	83-77	(h)
2/11/03	W	85-65	(h)
3/5/03	W	79-71	(a)
1/17/04	W	65-59	(a)
2/02/05	L	73-63	(h)
2/19/05	L	71-58	(a)
2/22/06	W	70-59	(h)
1/23/07	L	92-85	(h)
2/24/07	L	73-57	(a)
2/9/08	W	74-71	(a)
3/14/08	L	63-49	(n)
1/25/09	L	88-83 (OT)	(h)
3/12/09	L	65-47	(n)
1/13/10	L	66-81	(a)
1/31/10	W	82-75	(h)
3/12/10	W	70-65	(n)
1/30/11	L	72-68	(a)
2/9/12	W	65-49	(h)
1/30/13	W	73-64	(a)
2/27/13	W	76-58	(h)
12/8/14	L	61-60 (OT)	(h)
2/15/14	L	52-45	(a)

## PRONUNCIATIONS

## Players

5	Davon Reed	Dave-on
10	Raphael Akpejori	AHK-peh-jore-ee
15	Rion Brown	Ryan
20	Manu Lecomte	Man-ew La-cont
21	Erik Swoope	Swoope
23	Tonye Jekiri	Tahn-yay Jah-kEEr-EE
25	Garrius Adams	GARY-us

## Coaches

Jim Larrañaga	LARE-uh-NAY-guh
Michael Huger	HUE-gur
Chris Caputo	Ca-poo-toe

## CLASS BREAKDOWN

Graduates	Garrius Adams, Donnavan Kirk
Seniors	Raphael Akpejori, Rion Brown Justin Heller, Erik Swoope
Juniors	James Kelly, Sheldon McClellan Angel Rodriguez
Sophomores	Tonye Jekiri
Freshmen	Deandre Burnett, Mike Fernandez Manu Lecomte, Davon Reed

## GEOGRAPHIC BREAKDOWN

BELGIUM	
Brussels	Manu Lecomte
NIGERIA	
Lagos	Raphael Akpejori
PUERTO RICO	
Cupey	Angel Rodriguez
UNITED STATES	
California	Erik Swoope
Florida	Deandre Burnett, Mike Fernandez Justin Heller, Tonye Jekiri
Georgia	Rion Brown
Michigan	James Kelly, Donnavan Kirk
New Jersey	Davon Reed
North Carolina	Garrius Adams
Texas	Sheldon McClellan

## 2013-14 ACC STANDINGS

Team	ACC	Overall
1. Virginia	16-2 .889	25-6 .806
2. Syracuse	14-4 .778	27-4 .871
3. Duke	13-5 .722	24-7 .774
4. North Carolina	13-5 .722	23-8 .742
5. Pitt	11-7 .611	23-8 .742
6. Clemson	10-8 .556	19-11 .633
7. NC State	9-9 .500	19-12 .613
8. Maryland	9-9 .500	17-14 .548
9. Florida State	9-9 .500	18-12 .600
<b>10. Miami</b>	<b>7-11 .389</b>	<b>16-15 .516</b>
11. Georgia Tech	6-12 .333	15-16 .484
12. Wake Forest	6-12 .333	16-15 .516
13. Notre Dame	6-12 .333	15-16 .484
14. Boston College	4-14 .222	8-23 .258
15. Virginia Tech	2-16 .111	9-21 .300

Miami was picked to finish 12th in the ACC in preseason polls



## MIAMI IN THE ACC TOURNAMENT

Miami won the ACC Tournament in 2013, defeating North Carolina, 87-77, in the championship game.

Miami is the only team not from the state of North Carolina to win both the ACC regular season and ACC tournament titles.

Miami is 10-8 in ACC Tournament play. Miami has played in the event nine times.

Under head coach Jim Larrañaga, Miami is 4-1 in the ACC Tournament.

Miami has won four of its last five games in the ACC Tournament.

Miami's three wins in last year's event are the most by the Canes in the ACC Tournament.

Miami is 7-3 in tournament games played in Greensboro.

Miami's highest seed was No. 1, just a season ago. Prior to 2012-13, Miami's highest seed was No. 5 in 2007-08. The Canes were 1-1 that year at the ACC.

Since Miami joined the ACC in 2004-05, three teams have won both the regular season and tournament, once by Miami (2013), twice by Duke (2006, 2009) and North Carolina (2007, 2008).

## ACC TOURNAMENT MVP

Shane Larkin 2012-13

## ACC ALL-TOURNAMENT TEAM

Durand Scott	2009-10	
Shane Larkin	2012-13	1st
Durand Scott	2012-13	1st
Trey McKinney Jones	2012-13	2nd
Julian Gamble	2012-13	2nd

## ACC COACH OF THE YEAR

Jim Larrañaga 2012-13 Coaches / ASCMA

## ACC PLAYER OF THE YEAR

Shane Larkin 2012-13 Coaches

## ACC DEFENSIVE PLAYER OF THE YEAR

Durand Scott 2012-13 Coaches / ASCMA

## FIRST TEAM ALL-ACC

Jack McClinton	2007-08	
Jack McClinton	2008-09	
Shane Larkin	2012-13	Coaches / ASCMA

## SECOND TEAM ALL-ACC

Guillermo Diaz	2004-05	
Guillermo Diaz	2005-06	
Kenny Kadji	2012-13	Coaches / ASCMA

## THIRD TEAM ALL-ACC

Robert Hite	2005-06	
Jack McClinton	2006-07	
Malcolm Grant	2010-11	
Kenny Kadji	2011-12	
Durand Scott	2012-13	Coaches

## HONORABLE MENTION ALL-ACC

Robert Hite	2004-05	
Reggie Johnson	2010-11	
Durand Scott	2011-12	
Durand Scott	2012-13	ASCMA

## ACC ALL-DEFENSIVE TEAM

Anthony King	2004-05	
Shane Larkin	2012-13	Coaches / ASCMA
Durand Scott	2012-13	Coaches / ASCMA
Julian Gamble	2012-13	Coaches

## CURRENT CANES IN THE ACC TOURNAMENT

Raphael Akpejori		TOTAL				3-PTS			REBOUNDS			PF			FO			TO			Bk Stl			Pts
Opponent	Date	GS	Min	FG	A	Pct	3	A	Pct	FT	A	Pct	O	D	Tot	Avg	PF	FO	A	TO	Bk	Stl	Pts	
at GT	03/08/12	1	0	0	0	.000	0	0	.000	0	0	.000	0	0	0	0.0	0	0	0	0	0	1	0	
vs FSU	03/09/12	3	0	1	0	.000	0	0	.000	0	0	.000	0	1	1	0.5	0	0	0	0	0	0	0	

Rion Brown		TOTAL				3-PTS			REBOUNDS			PF			FO			TO			Bk Stl			Pts
Opponent	Date	GS	Min	FG	A	Pct	3	A	Pct	FT	A	Pct	O	D	Tot	Avg	PF	FO	A	TO	Bk	Stl	Pts	
vs Virginia	03/10/11	*	27	3	5	.600	3	4	.750	0	0	.000	1	2	3	3.0	4	0	0	2	0	0	9	
vs UNC	03/11/11	*	26	2	7	.286	1	4	.250	0	0	.000	1	2	3	3.0	0	0	1	0	0	1	5	
at GT	03/08/12		20	4	8	.500	2	4	.500	0	0	.000	1	4	5	5.0	0	0	0	1	0	0	10	
vs FSU	03/09/12	*	31	5	11	.455	3	8	.375	0	0	.000	0	5	5	5.0	2	0	0	0	0	1	13	
vs BC	03/15/13		26	3	5	.600	1	3	.333	0	0	.000	1	0	1	1.0	3	0	1	0	0	2	7	
vs NC State	03/16/13		10	0	2	.000	0	1	.000	0	0	.000	0	0	0	0.0	4	0	0	1	0	0	0	
vs UNC	03/17/13		27	3	5	.600	2	3	.667	4	4	1.000	1	3	4	4.0	2	0	3	0	0	0	12	

Tonye Jekiri		TOTAL				3-PTS			REBOUNDS			PF			FO			TO			Bk Stl			Pts
Opponent	Date	GS	Min	FG	A	Pct	3	A	Pct	FT	A	Pct	O	D	Tot	Avg	PF	FO	A	TO	Bk	Stl	Pts	
vs UNC	03/17/13	3	0	1	0	.000	0	0	.000	1	2	.500	1	0	1	1.0	0	0	0	0	0	0	1	

Erik Swoope		TOTAL				3-PTS			REBOUNDS			PF			FO			TO			Bk Stl			Pts
Opponent	Date	GS	Min	FG	A	Pct	3	A	Pct	FT	A	Pct	O	D	Tot	Avg	PF	FO	A	TO	Bk	Stl	Pts	
vs Virginia	03/10/11	1	0	0	0	.000	0	0	.000	0	0	.000	0	0	0	0.0	1	0	0	0	0	0	0	
at GT	03/08/12	1	0	0	0	.000	0	0	.000	0	0	.000	0	0	0	0.0	0	0	0	0	0	0	0	
vs FSU	03/09/12	0	0	0	0	.000	0	0	.000	0	0	.000	0	0	0	0.0	1	0	0	0	0	0	0	
vs UNC	03/17/13	9	1	2	5	.500	0	0	.000	0	0	.000	0	0	0	0.0	0	0	0	0	0	0	2	

## 2013 ACC TOURNAMENT | GREENSBORO COLISEUM

## First Round, Thursday, March 14

#8 Boston College 84, #9 Georgia Tech 64

#5 NC State 80, #12 Virginia Tech 63

#7 Maryland 75, #10 Wake Forest 62

#6 Florida State 73, #11 Clemson 69

## Quarterfinals, Friday, March 15

#1 Miami 69, #8 Boston College 58

#5 NC State 75, #4 Virginia 56

#7 Maryland 83, #2 Duke 74

#3 North Carolina 83, #6 Florida State 62

## Semifinals, Saturday, March 16

#1 Miami 81, #5 NC State 71

#3 North Carolina 79, #7 Maryland 76

## Finals, Sunday, March 17

#1 Miami 87, #3 North Carolina 77



## RECAPING THE 2013 ACC TOURNAMENT AND CHAMPIONSHIP GAME

## ACC ALL-TOURNAMENT TEAMS AND MVP

Shane Larkin was named the ACC Tournament MVP while Durand Scott was listed on the first team and Trey McKinney Jones and Julian Gamble were on the second team.

Larkin averaged 23.7 points, 5.0 rebounds, 5.0 assists and 2.3 steals while shooting 51.1 percent from the field, 45.0 percent from distance and 88.9 percent at the line. Scott averaged 15.7 points, 2.7 rebounds, 2.0 assists. Gamble posted 8.3 ppg, 5.0 rpg and 1.7 bpg while McKinney Jones put up 11.7 ppg, hitting eight shots from distance.

## CHAMPIONSHIP VS. NORTH CAROLINA - GAME RECAP

Miami claimed its first conference tournament championship in school history ... Miami became the first school since 1974 to win the ACC outright regular-season and tournament titles in the same season. Miami is also the first ACC school outside of the state of North Carolina to do so ... Shane Larkin was named the ACC All-Tournament MVP ... Larkin and Durand Scott were named to the ACC All-Tournament first team, while Julian Gamble and Trey McKinney Jones were named to the second team ... The Hurricanes improve to 5-18 against North Carolina in the all-time series, which dates back to the 1949-50 season. The Canes have defeated UNC three times this season after losing 10 straight games to the Tar Heels ... The Hurricanes shot 54.4 percent from 3-point

range and connected on 12-of-22 3-point attempts, breaking their previous ACC Tournament mark of 10 (recorded against Florida State on March 9, 2012) ... Miami shot 75 percent from the free throw line and has now posted back-to-back games shooting over 70 percent from the free throw line ... Shane Larkin scored a career-high 28 points, surpassing his previous mark of 27 against Jacksonville on Nov. 16, 2012 ... Larkin now has three straight 20-point performances. He has reached double figures in nine consecutive games, and has scored in double figures in all five games played in the tournament (12, 16, 20, 23, 28) ... Trey McKinney Jones recorded a career-high 20 points, as well as connecting on a career-high six 3-pointers. His previous career high was 18 points (and five 3-pointers) against Michigan State on Nov. 28, 2012 ... Rion Brown who finished the game with 12 points and recorded his highest point total since scoring 10 points vs. Virginia on Feb. 19. Brown has scored in double digits five times this year, including two straight games against BC on Feb. 5 and UNC on Feb. 9 ... Brown, who shot 60 percent from the field for the game, has shot better than 43 percent from the field eight times, including 81.8 percent (9-11) at Georgia Tech ... Four Hurricanes finished the game with double digit scoring, Shane Larkin (28), Trey McKinney Jones (20), Rion Brown (12) and Julian Gamble (11).



**2013-14 QUICK HITS**

- 9 newcomers (8 scholarship)
- 6 players return (4 scholarship)
- 0 starters return
- Nine scholarship players are available for 2013-14 season.
- 2 players will redshirt after transferring from Division I schools.

One will redshirt due to injury.

- Six seniors in 2013-14, after having five seniors - who all earned their academic degree - last season.

• Miami is the only ACC team with zero returning starters. Additionally, Miami lost its six top players, who started 174 combined games. Rion Brown is the only Hurricane to start any games (6) last season, so the Canes return 6-of-180 starts, which is 3.3 percent.

- Miami returns 13.3 percent of points scored (9.3 ppg), 14.2 percent of rebounds (5.1 rpg) and 1.0 percent of assists (1.1 per game), all the lowest in the ACC.

• Coach Jim Larrañaga is one of five active ACC coaches with 400 or more wins.

• Miami's freshman class includes: Deandre Burnett - third in the nation in scoring as a senior with 37 ppg; Manu Lecomte - Belgium second division player; and Davon Reed - 2,000 point scorer who averaged 24 ppg as a senior.

• Two transfers joined the Canes this season in James Kelly, who averaged 17.9 ppg and 10.0 rpg in two JC seasons and Donnavan Kirk, who played 54 games for DePaul the past two seasons, leading the team in blocked shots.

• One year ago, Miami was selected fourth by the coaches and fifth by the media in preseason ACC polls, but finished the season as the regular season and tournament champion.

• Miami started the 2012-13 season unranked, but jumped to No. 2/2 in the nation by Feb. 18. The Canes ended the season No. 5/10.

• At that Operation Basketball, zero Hurricanes were selected for preseason All-ACC teams. At the end of the championship season, Jim Larrañaga was Coach of the Year, Shane Larkin was Player of the Year (coaches), and Durand Scott was Defensive Player of the Year while Larkin (1st & defensive), Kenny Kadji (2nd), and Scott (H.M. & defensive) were selected to ACSMA All-ACC teams. The coaches picked Scott for third team and Julian Gamble was listed on the Defensive Team with Scott and Larkin.

• Miami's top six players from the 2013 ACC Championship season combined for 5,399 career points, 2,744 rebounds, 966 assists, 480 steals, 369 blocked shots and 412 starts.

• All six of those six players have played professionally since graduating: Dallas Maverick Shane Larkin was selected No. 18 in the NBA Draft; Kenny Kadji (Cavaliers) and Trey McKinney Jones (Bucks) were with NBA teams during the preseason; Reggie Johnson was selected in the D-League Draft by the Delaware 87ers, Julian Gamble is playing in France and Durand Scott is in Spain.

• Shane Larkin was picked No. 18 overall in the 2013 NBA Draft. The ACC led all conferences with eight players selected in the Draft. Every ACC team has had at least one first round selection. With its four first-round selections, the ACC extends its streak of having at least one first-round draft pick to 25 consecutive years (1989-2013). Over the past five years (2009-13), the ACC leads all conferences with 27 first round picks.

• In 2013 Miami won the ACC regular season and tournament championships. The last team to win both titles outright was North Carolina in 2008. (Duke tied with Maryland in 2010 for regular season).

• Miami is the only school not from the state of North Carolina to win both the ACC regular season and tournament titles outright in the same season. (Georgia Tech was regular season tri-champion in 1985).

**MIXING UP THE STARTING LINEUP**

Miami has used eight starting lineups this season, and every scholarship player (not including Justin Heller) has started at least seven games. For a complete listing, check page six of the notes.

**LARRAÑAGA IN ACC PLAY**

Since his arrival in 2011, Jim Larrañaga has recorded two of the top three win totals in ACC play in Miami history with 15-3 in 2013 and 9-7 in 2012. Miami's other ACC high was eight wins in 2007-08. This year's 7-11 mark ties with three other seasons of seven wins.

**CANES TURN IT AROUND IN SECOND HALF OF ACC SLATE**

After opening the ACC schedule 0-6 at home, the Canes won their last three league contests at the BankUnited Center.

*In Miami's first nine ACC games:*

Miami posted a 2-7 record, 0-5 at home, 2-2 on the road.

Erik Swoope and Raphael Akpejori started zero games.

Miami shot 39.5 percent FG, 32.9 percent 3FG and 61.1 FT.

The Canes averaged 55.6 PPG.

*In Miami's last nine ACC games:*

Miami posted a 5-4 record, 3-1 at home, 2-3 on the road.

Erik Swoope starts eight games, Raphael Akpejori seven.

Miami shot 42.9% FG, 31.8 % 3FG, 68.1 % FT.

The Canes averaged 62.8 PPG.

**BROWN MOST IMPROVED**

Senior Rion Brown is one of the most improved players in the league this season, transforming from the seventh man for the Canes a season ago, to being a leader on this year's team and drawing the most defensive attention from each opponent.

	GS/P	MIN	FG	3FG	FT	REB	A	PPG
2012-13	1/18	20.3	.388	.328	.810	1.8	0.6	6.3
2013-14	17/18	35.6	.444	.345	.704	5.4	1.7	16.1

**LECOMTE'S FRESHMAN SCORING BEST SINCE SCOTT**

Rookie Manu Lecomte finished the regular season averaging 7.9 points per game, the highest total by a freshman since Durand Scott averaged 10.3 in 2009-10.

**GUARD STRONG**

Miami's offensive output in ACC games comes primarily from the guard position, as four guards have combined for 39.4 points per game while five forwards total 21.0 points per outing.

Guards: Rion Brown (16.1), Garrius Adams (10.3), Manu Lecomte (8.2), Davon Reed (4.8).

Forwards: Donnavan Kirk (5.8), Erik Swoope (6.1), James Kelly (4.2), Tonye Jekiri (4.1) and Raphael Akpejori (0.8).

**SEASONS OF CHANGE**

Miami will face back-to-back seasons with roster turnover after losing six players from the 2012-13 ACC Championship season, then six more seniors (5 scholarship) after this 2013-14 campaign.

Player	10+ points	20+ points	7+ rebounds	2+ blocks	4+ assists
Adams	18	2	7	-	11
Akpejori	-	-	1	2	-
Brown	26	9	13	-	7
Jekiri	3	-	10	4	1
Kelly	9	-	4	1	-
Kirk	10	1	11	13	-
Lecomte	11	-	-	-	7
Reed	6	-	-	-	2
Swoope	6	-	1	2	1

**SERIES VS. VIRGINIA TECH**

Overall	Miami leads 13-12
Games at Miami	7-4
Games at Blacksburg	5-6
Games on neutral courts	1-2
Current streak	VT won 2
Last meeting	Feb. 15, 2014, L, 52-45
Larrañaga at UM vs. Virginia Tech	3-2

**DID YOU KNOW .....**

Miami has only three players 6-foot-9 or taller, and six guys are between 6'5 and 6'7, while seven Canes are 5'11 to 6'2.

Miami men's basketball has graduated 30 of 31 players in the past nine years and in just two seasons under Larrañaga, the team has had all nine seniors earn their degree. All six seniors on the 2013 ACC Championship team earned their degree, including current senior Garrius Adams.

Coach L became the first Miami coach to win 20+ games in his first two seasons at UM and only the fourth of 12 UM coaches to post two 20-win seasons.

Former Cane Rick Barry was named one of the Greatest Players in NBA History.

Miami native and former Cane James Jones won the 2010-2011 NBA All-Star Weekend 3-Point Contest and the NBA Championship in the 2011-2012 season.

Six-time NBA All Star Amar'e Stoudemire enrolled at UM last year and is taking classes to earn his bachelor's degree.

UM is in its 10th season in the ACC.

Coach L led the George Mason Patriots to the Final Four with big wins over some of basketball's elite teams such as Michigan State, UNC, and UConn. He was the first coach to take a mid-major to the Final Four in 27 years when his team advanced in 2006.

In 14 years at George Mason, Larrañaga led the Patriots to five NCAA Tournament appearances (2011, 2008, 2006, 2001, 1999), including the 2006 Final Four.

Miami basketball received APR (academic progress rate) Public Recognition Awards for being among the top 10 percent in APR in their sport. Miami ranks in the top 10 percent NCAA men's basketball with a 990 APR.

The University of Miami Department of Athletics recorded a Graduation Success Rate (GSR) of 92 percent. Miami's department-wide GSR is tied for third among ACC schools and 10th overall among FBS programs. UM has exceeded the NCAA average GSR in each of the last nine years.

According to latest US News & World Report rankings, the University of Miami is the top academic institution in the state of Florida and ranks 49th nationally.

The Hurricanes have made at least one trey in 865 of 871 games since the NCAA adopted the 3-point shot in 1986.

Miami has held 724 of its last 725 opponents to less than 100 points. UNC was the last team to score 100+, defeating UM 105-64 on Jan. 31, 2007.

The Canes have averaged 20+ wins in each of the last eight seasons.

UM has played in the postseason 14 of the past 19 years, six of which were in the NCAA Tournament. The Hurricanes have advanced to the postseason seven times in nine seasons, with five NIT appearances and two NCAA appearances.



## UM COMMUNICATIONS

Assoc. AD for Communications Chris Freet  
c.freet@miami.edu

MBB Contact Amy Woodruff  
Associate Director of Communications

Work/Cell (305) 284-3241 / (813) 410-1194

Email a.woodruff@miami.edu

Website www.HurricaneSports.com

## 2013-14 UM QUICK FACTS

Location	Coral Gables, Fla.
Stadium	BankUnited Center
Press Row	305-284-2111
Capacity	7,900
Enrollment	15,524
Founded	1925
Colors	Orange, Green, White
Nickname	Hurricanes
Mascot	Sebastian the Ibis
Conference	Atlantic Coast
President	Dr. Donna E. Shalala
Director of Athletics	Blake James
Address	5821 San Amaro Drive Coral Gables, Fla. 33146

2012-13 Overall Record	29-7
Home/Away/Neutral	14-1/10-3/5-3
2012-13 ACC Record	15-3
2012-13 ACC Finish	1
Returning / Lost	7/6
Newcomers	9

Head Coach	Jim Larrañaga
Alma Mater	Providence, 1971
Record at UM	65-35 / 3rd season
Overall Record	535-369 / 30th season

## STAFF

Eric Konkol	Wisconsin-Eau Claire, '00
Michael Huger	Bowling Green, '94
Chris Caputo	Westfield (Mass.) State, '02
Director of Operations	Adam Fisher
Assoc. Director of Operations	Jaime Vathielil
Athletic Trainer	Wes Brown
Strength & Conditioning Coach	Steve Felde

## HISTORY

First Season of Basketball	1926
Overall All-Time Record	937-704
Year UM Joined ACC	2004-05
NCAA Appearances	Seven
1960, 1998, 1999, 2000, 2002, 2008, 2013	
Last NCAA Appearance	L, 71-61
Sweet 16 vs. Marquette, 2013	
NIT Appearances	10
1961, 1963, 1964, 1995, 1997,	
2001, 2005, 2006, 2009, 2011	
Last NIT Appearance	L, 79-64
Quarterfinals vs. Alabama, 2011	

## COMMUNICATIONS POLICIES

All interview requests for assistant coaches or athletics department staff members must also be approved and cleared by the UM Communications office and/or basketball contact Amy Woodruff. Credential requests are taken via e-mail to Amy Woodruff (A.Woodruff@miami.edu). Any misuse of credentials will result in removal from the BankUnited Center and the permanent voiding of the credential. The UM locker room is closed at all times. For home games, Coach Larrañaga and a handful of Hurricane players will report to the media room for interviews following the opposing team's postgame press conference.

## LED (TIED) THE TEAM IN....

	Points	Rebounds	Assists	Steals	Blocks
Adams	6	5 (2)	8 (8)	4 (13)	
Akpejori		1		(1)	1 (5)
Brown	12 (1)	5 (3)	6 (8)	2 (7)	(1)
Jekiri		6 (2)	(1)	2 (7)	4 (5)
Kelly	3			(3)	1 (3)
Kirk	5 (1)	8 (2)		1 (1)	13 (3)
Lecomte	1		5 (4)	2 (6)	
Reed	2		1 (2)	2 (2)	(2)
Swoope	1	1 (1)	1	1 (3)	2 (2)

## ADAMS AND SWOOPE CONTINUE TO IMPROVE

Seniors Garrius Adams and Erik Swoope continue to improve their production in their final season for the Canes. Adams steadily raises his averages and Swoope has tripled his points and doubled his rebounds and minutes per game since getting his first start of the season at Florida State on Feb. 10.

	First 10 PPG	RPG	MPG	Last 8 PPG	RPG	MPG
Adams	8.9	3.5	34.7	12.1	5.4	31.6
Swoope	3.2	2.3	14.4	9.6	4.0	29.6

## RECORD-WATCHING RION BROWN

Rion Brown is currently No. 8 on Miami's all-time list of 3-point shots made in a career. His 171 trail No. 7 Guillermo Diaz (174) and No. 6 Adrian Thomas (204). Jack McClinton holds the record with 286 made from distance. Brown has played 134 career games, which is the most in UM history, surpassing Durand Scott, who played in 132 games.

## FORMER MAN-TO-MAN TEAM GETS IN THE ZONE

After playing man-to-man defense 95 percent of the time in his first 40 years of coaching, Jim Larrañaga's team is now playing a mixture of defenses including: 1-2-2, 2-3, 1-3-1, box-and-one, triangle-and-two, and man-to-man.

## THREE MINUTES OR LESS

In 10 of Miami's losses, the Canes have been within three points of their opponent with three minutes or less remaining in regulation, and in two other losses the Canes were within four with three minutes left.

Opponent	3:00	2:00	1:00	Outcome
St. Francis	Lead + 1	Trail - 2	Trail - 1	L, 66-62 OT
UCF	- 2	- 6	- 4	L, 63-58
GWU	Tied	+ 1	+ 2	L, 71-63 OT
Va. Tech	+ 4	+ 4	+ 3	L, 61-60 OT
at Syracuse	- 3	- 3	- 3	L, 49-44
Florida State	- 3	- 6	- 9	L, 63-53
vs. Syracuse	- 3 (2:48)	- 6	- 6	L, 64-52
Maryland	- 6	- 8	- 3 (0:39)	L, 74-71
Pittsburgh	- 1	- 2	- 2	L, 59-55 OT
NC State	- 4	- 2	- 1	L, 56-55

\* vs. VT on Feb. 15, Miami was down by four with 0:35 to play

\* at Clemson, Miami was down by four with 0:51 to play

## LECOMTE COMPARED TO LARKIN

Freshman Manu Lecomte's conference stats are comparable to Shane Larkin's during his rookie year at the U.

	GP-S	MPG	PPG	FG%	3FG%	FT%	A	S
Lecomte	18-8	28.9	8.2	43.1	38.5	74.4	44	11
Larkin	16-11	24.4	5.3	27.7	25.0	81.8	41	23

## COACHING COORDINATORS FOR MIAMI

Miami's coaching staff is set up in a coordinator system, with Eric Konkol as the offensive coordinator, Michael Huger manning the defense and Chris Caputo handling the scout for every opponent.

## FIRSTS UNDER JIM LARRAÑAGA

First game: Nov. 11, 2011 vs. Tennessee Tech. W, 69-58.

First starting lineup: Malcolm Grant, Durand Scott, Garrius Adams, Erik Swoope, Kenny Kadji.

First opening tip: Miami – Kenny Kadji.

First UM FG: 18:38, Durand Scott, 3-pointer.

First lead: 18:38, 3-0.

First halftime score: Tennessee Tech 32, Miami 27.

First win: Nov. 11, 2011. Miami 69, Tennessee Tech 58.

Attendance at first game: 3,600.

First loss: Nov. 25, 2011 at Ole Miss, 64-61 (OT).

First road win: Dec. 22, 2011 at Charlotte, 76-61.

First ACC game: Jan. 7, 2012 at Virginia, L, 52-51.

First ACC win: Jan. 18, 2012 vs. Clemson, 76-73.

First ACC regular season title: 2012-13

## JIM LARRAÑAGA = PROGRAM CHANGER

## In Coach L's Two Seasons at Miami ...

- ACC Regular Season and Tournament Championships
- .710 winning percentage
- Two 20-win seasons
- Two postseason appearances with three victories
- 15 ACC wins in 2013
- One All-American

## Seven Seasons before Coach L at UM ...

- .561 winning percentage
- Best conference finish was fifth place
- One NCAA Tournament appearance
- Most ACC wins was eight

## In Coach L's 14 Seasons at George Mason ...

- .626 winning percentage
- 13 straight winning seasons
- A Final Four appearance
- 5 trips to the NCAA tournament
- 9 postseason appearances
- First national ranking
- First appearance in Top 10
- First wins over Top 10 teams
- Winningest coach in league history

## Seven Seasons before Coach L at GMU...

- .340 winning percentage
- 7 straight losing seasons
- 0 postseason appearances
- Worst team in the CAA

## UM'S RECORD SINCE JOINING THE ACC IN 2004-05

Season	Overall	ACC W-L	ACC Rank / Seed	ACC Tourney Record
2004-05	16-13	7-9	t6 / 6	0-1
2005-06	18-16	7-9	t7 / 8	1-1
2006-07	12-20	4-12	12 / 12	1-1
2007-08	23-11	8-8	t5 / 5	1-1
2008-09	19-13	7-9	t7 / 9	0-1
2009-10	20-13	4-12	12 / 12	2-1
2010-11	21-15	6-10	9 / 9	1-1
2011-12	20-13	9-7	t4 / 6	1-1
2012-13	29-7	15-3	1 / 1	3-0
2013-14	16-15	7-11	10/10	TBA



**STIFLING D BY THE HURRICANES**

In 12 conference games, Miami held opponents considerably below their offensive season scoring averages. Those 12 teams entered the game with the Canes averaging a combined 73.4 ppg, but have been held to an average of 56.0 ppg.

Team	PPG	vs. UM	Difference
Syracuse	76.2	49	27.2
North Carolina	79.1	57	22.1
Florida State	74.3	63	11.3
Georgia Tech	70.7	42	28.7
Duke	82.6	67	15.6
Syracuse	72.0	64	8
Pittsburgh	74.4	59	15.4
NC State	71.9	56	15.9
Virginia Tech	66.3	54	12.3
Notre Dame	73.6	64	9.6
Boston College	69.5	42	27.5
Wake Forest	70.3	56	14.3

**STATS BREAKDOWNS****In Miami's 16 wins:**

Six players average 6.7 ppg or better.  
Miami scores 69.2 ppg, shooting 47.9% FG.  
The Canes average 35.1 rpg, 12.7 apg and 5.5 spg.  
Rion Brown shoots 46.8% FG and grabs 6.7 rpg.  
Donnavan Kirk averages 9.1 ppg and Manu Lecomte 9.6 ppg.

**In Miami's 15 losses:**

Two players average 6.1 ppg or more.  
Miami scores 53.8 ppg, shooting 36.0% FG.  
The Canes average 34.1 rpg, 8.3 apg and 4.5 spg.  
Rion Brown shoots 40.1% FG and grabs 5.1 rpg.  
Donnavan Kirk averages 5.8 ppg and Manu Lecomte 6.0 ppg.

**COACH L VS. THE ACC**

vs. Boston College 6-0 vs. NC State 3-3  
vs. Clemson 3-1 vs. Notre Dame 1-0  
vs. Duke 2-2 vs. Pittsburgh 0-1  
vs. Florida State 4-3 vs. Syracuse 0-2  
vs. Georgia Tech 4-1 vs. Virginia 1-2  
vs. Maryland 2-2 vs. Virginia Tech 3-2  
vs. North Carolina 4-2 vs. Wake Forest 2-1

**CARDIAC CANES**

Miami is tied with Boston College and Notre Dame as the ACC schools having played 12 games decided by five points-or-less or in overtime. Miami has played five overtime games and seven others that were decided in the final minutes. Miami is 1-4 in overtime this season and 3-4 in close games that ended in regulation.

**MIAMI'S LARGEST IN 2013-14**

**Lead** 33, vs. Loyola, 12/30  
**Deficit** 27, at Virginia, 2/26  
**Margin of Victory** 27, vs. Boston College, 2/22  
**Margin of Defeat** 25, at Virginia, 2/26  
**Halftime Lead** 23, vs. Loyola, 12/30  
**Halftime Deficit** 12, vs. Duke, 1/22  
**Deficit in Win** 12, vs. Texas Southern, 11/14  
**Halftime Deficit in Win** 6, vs. Arizona State, 12/1  
**Lead in Loss** 13, vs. Virginia Tech, 12/8  
**Halftime Lead in Loss** 8, vs. Virginia Tech, 12/8

**MIAMI'S TOP NINE, A YEAR AGO**

A season ago, only four of Miami's top nine guys were available to play, while another was out with injury. Four of Miami's current top nine players were scattered across the world.  
Garrius Adams - Sitting out while rehabbing a knee injury.  
Raphael Akpejori - UM's 9th man. 0.6 ppg, 4.5 mpg.  
Rion Brown - UM's 7th man, avg. 6.3 ppg in 20.3 mpg in ACC.  
Tonye Jekiri - UM's 8th man. 1.7 ppg in 6.9 ACC minutes.  
James Kelly - Owens Community College.  
Donnavan Kirk - At DePaul, in the BIG EAST Conference.  
Manu Lecomte - An amateur in a professional league in Belgium.  
Erik Swoope - UM's 10th man. 1.6 ppg in 6.0 mpg.  
Davon Reed - Princeton Day School (N.J.)

**CANES PLAYING OUT OF POSITION**

With only one true point guard in freshman Manu Lecomte, the Canes have taken on new roles throughout the season. Garrius Adams is best suited as a three guard, but is manning the point. Rion Brown, also a three, is playing the two-guard position and Erik Swoope is an undersized four man playing the three. In the paint, Raphael Akpejori and Donnavan Kirk are both fours, but split time at the four and the five. Coming off the bench, Davon Reed, a three, handles the point, as well as the two and three spots.

**CANES TO TAKE SUMMER TOUR IN SPAIN**

Miami will embark on a nine-night, 10-day summer basketball tour of Spain from August 12-22. Beginning the trip in Madrid, Miami will engage in an educational excursion that will also include four games, sightseeing and community service opportunities. The team's four games will be played against professional club teams in Madrid, Valencia and Barcelona.

Before the Canes go on their voyage overseas, the team will have 10 days of practice leading up to the trip, which will include the entire 2014-15 squad, including incoming freshmen and transfers.

**ADAMS ENSHRINED INTO HS HALL OF FAME**

Garrius Adams was inducted into the Middle Creek High School Athletics Hall of Fame. As a high school senior, Adams averaged 21.8 points per game en route to setting a new Middle Creek High School scoring record in career points.

**MIAMI IN NATIONAL STATS**

As of March 9, Miami is ranked No. 11 in the country in scoring defense, holding opponents to 59.6 ppg. The Canes are also ranked No. 42 in FG% defense, at 40.3 percent. UM is No. 14 in fouls per game, and No. 19 in fewest turnovers.

**STARTERS BY GAME**

SFB	Lecomte	Adams	Brown	Kirk	Jekiri
GSU	Lecomte	Adams	Brown	Kirk	Jekiri
TSU	Lecomte	Adams	Brown	Kirk	Jekiri
CofC	Lecomte	Adams	Brown	Kirk	Kelly
UCF	Lecomte	Adams	Brown	Kirk	Kelly
GWU	Lecomte	Adams	Brown	Kirk	Jekiri
CSF	Reed	Adams	Brown	Kirk	Kelly
ASU	Reed	Adams	Brown	Kirk	Kelly
NEB	Reed	Adams	Brown	Kirk	Kelly
VT	Reed	Adams	Brown	Kirk	Kelly
SSU	Reed	Adams	Brown	Kirk	Kelly
LaSalle	Reed	Adams	Brown	Kirk	Kelly
Loyola	Reed	Adams	Brown	Kirk	Kelly
Syracuse	Reed	Adams	Brown	Kirk	Kelly
UNC	Reed	Adams	Brown	Kirk	Kelly
FSU	Lecomte	Adams	Brown	Kirk	Jekiri
GT	Lecomte	Adams	Brown	Kirk	Jekiri
Duke	Lecomte	Adams	Brown	Kirk	Jekiri
Syracuse	Lecomte	Adams	Brown	Kirk	Jekiri
Maryland	Lecomte	Adams	Brown	Kirk	Jekiri
Norfolk	Lecomte	Adams	Brown	Kirk	Jekiri
Pittsburgh	Lecomte	Adams	Reed	Kirk	Jekiri
NC State	Lecomte	Adams	Brown	Kirk	Jekiri
FSU	Swoope	Adams	Brown	Kirk	Akpejori
VT	Swoope	Adams	Brown	Kirk	Akpejori
ND	Swoope	Adams	Brown	Kirk	Akpejori
BC	Swoope	Adams	Brown	Kirk	Akpejori
Virginia	Swoope	Adams	Brown	Kirk	Akpejori
NC State	Swoope	Adams	Brown	Jekiri	Akpejori
Clemson	Lecomte	Adams	Brown	Swoope	Jekiri
Wake Forest	Heller	Adams	Brown	Swoope	Akpejori

**RECORD BY STARTING LINEUP**

Lecomte, Adams, Brown, Kirk, Jekiri	4-7
Lecomte, Adams, Brown, Kirk, Kelly	1-1
Reed, Adams, Brown, Kirk, Kelly	6-3
Lecomte, Adams, Reed, Kirk, Jekiri	0-1
Adams, Brown, Swoope, Kirk, Akpejori	3-2
Adams, Brown, Swoope, Akpejori, Jekiri	1-0
Lecomte, Adams, Brown, Swoope, Jekiri	0-1
Heller, Adams, Brown, Swoope, Akpejori	1-0

**2013-14 SIGNING CLASS**

A consensus Top 60 player, **Ja'Quan Newton** of Neumann-Goretti High in Philadelphia, is a 6-2, 180-pound guard listed as the No. 55 player in ESPN's Top 100 list. **James Palmer**, a senior at St. John's College High, is a 6-foot-4, 180-pound guard from Washington, D.C., who helped his squad to a 20-win season by averaging 12 points, five rebounds and two assists as a junior. **Omar Sherman**, out of Duncanville, Texas, is a 6-foot-8, 220-pound forward who is a four-star prospect, according to ESPN and Scout.com. **Ivan Cruz Uceda** is a 6-foot-10, 240-pound forward originally from Madrid, Spain, ranked No. 55 overall by ESPN. Cruz Uceda will be available to play a pair of seasons for Miami following his two years at Harcum College in Pennsylvania.

The four newcomers will join an already talented 2014-15 class, which includes redshirt-freshman Deandre Burnett, who is out this season with an injury, and transfers Sheldon McClellan and Angel Rodriguez, who are currently sitting out due to NCAA transfer rules.

**PRO CANES**

James Jones	Miami Heat
Shane Larkin	Dallas Mavericks
John Salmons	Toronto Raptors

Will Frisby	Fort Wayne Mad Ants (D-League)
Robert Hite	Canton Charge (D-League)
Lance Hurdle	Springfield Armor (D-League)
Reggie Johnson	Delaware 87ers (D-League)
DeQuan Jones	Reno Bighorns (D-League)
Trey McKinney Jones	Fort Wayne Mad Ants (D-League)
Kenny Kadji	Rio Grande Valley Vipers (D-League)

Brian Asbury	Hapoel Holon (Israel)
Julian Gamble	St Vallier Basket Drome (France)
Malcolm Grant	LF Basket Norrbotten (Sweden)
Leroy Hurd	Al Ahli (Dubai)
Anthony King	Artland Dragons (Germany)
Darius Rice	Hitachi Sunrockers (Japan)
Durand Scott	Obraidoiro (Spain)
Adrian Thomas	Shimane Susanoo Magic (Japan)



**LARRAÑAGA ADDED TO UM FACULTY**

Coach Jim Larrañaga has been appointed as Adjunct Assistant Professor of Kinesiology and Sport Sciences at the University of Miami. Due to his head coaching responsibilities, Larrañaga will be a guest lecturer at several different classes in the School of Education and Human Development throughout the semester.

**LARRAÑAGA DELIVERS UM COMMENCEMENT SPEECH**

Coach L delivered an inspirational 10-minute Commencement speech in May to the College of Arts and Sciences and the Rosenstiel School of Marine and Atmospheric Science graduates.

**LARRAÑAGA CONTRACT EXTENDED THROUGH 2022**

The University of Miami extended Coach Jim Larrañaga's contract through May 31, 2022, Director of Athletics Blake James announced in September. Larrañaga first signed a five-year contract in April 2011, then was granted a three-year extension in 2012. Larrañaga signed the nine-year contract following the Canes' historical run in 2013, which culminated with the Bronx, N.Y., native earning AP, Naismith and USBWA Henry Iba National Coach of the Year honors. He was also the ACC Coach of the Year as well as NABC, Basketball Times and USBWA District Coach of the Year.

**CURRENT CANES VS. VIRGINIA TECH**

Garrius Adams				Total			3-Point			F-Throw			Rebounds												
Year	GP	GS	Min	Avg	FG	FGA	Pct	FG	FGA	Pct	FT	FTA	Pct	Off	Def	Tot	Avg	PF	FO	Ast	TO	Blk	Stl	Pts	Avg
01/13/10	1		20		2	7	.286	2	7	.286	0	0	.000	1	1	2	2.0	1	0	1	1	0	2	6	
01/31/10	1		13		1	2	.500	1	2	.500	0	0	.000	0	1	1	1.5	0	0	0	0	0	0	3	
2010-11	1	1	29		4	9	.444	3	7	.429	0	0	.000	1	1	2	2.0	4	0	1	2	0	1	11	
12-08-13	1	1	34		5	9	.556	2	4	.500	2	4	.500	0	3	3	3.0	2	0	2	0	1	1	14	
02-15-14	1	1	38		4	12	.333	0	5	.000	5	7	.714	1	6	7	7.0	4	0	4	0	0	1	13	
TOTAL	5	3	134	26.8	16	39	.410	8	25	.320	7	11	.636	3	12	15	3.0	11	0	8	3	1	5	47	9.4

Raphael Akpejori				Min	Avg	FG	FGA	Pct	FG	FGA	Pct	FT	FTA	Pct	Off	Def	Tot	Avg	PF	FO	Ast	TO	Blk	Stl	Pts	Avg
2010-11	1		1		0	0	.000	0	0	.000	0	0	.000	0	0	0	0.0	2	0	0	0	0	0	0		
2011-12	1		0		0	0	.000	0	0	.000	0	0	.000	0	0	0	0.0	0	0	0	0	0	0	0		
2012-13	1		2		0	0	.000	0	0	.000	0	0	.000	0	0	0	0.0	0	0	0	0	0	0	0		
12-08-13	1		9		0	1	.000	0	0	.000	0	0	.000	0	2	2	2.0	2	0	0	1	0	0	0		
02-15-14	1	1	21		0	1	.000	0	0	.000	1	2	.500	1	1	2	2.0	3	0	0	0	2	0	1		
TOTAL	5	1	33	6.6	0	2	.000	0	0	.000	1	2	.500	1	3	4	0.8	7	0	0	1	2	0	1	0.2	

Rion Brown				Min	Avg	FG	FGA	Pct	3FG	3FGA	3Pct	FT	FTA	Pct	Off	Def	Tot	Avg	PF	FO	Ast	TO	Blk	Stl	Pts	Avg
2010-11	1		21		3	7	.429	1	5	.200	0	0	.000	0	3	3	3.0	2	0	0	1	0	0	7		
2011-12	1		18		3	3	1.000	1	1	1.000	1	2	.500	2	1	3	3.0	0	0	0	1	0	1	8		
01-30-13	1		6		1	1	1.000	0	0	.000	0	0	.000	0	1	1	1.0	1	0	0	0	0	0	2		
02-27-13	1	1	7		0	0	.000	0	0	.000	4	6	.667	1	1	2	1.5	1	0	0	0	2	0	4		
12-08-13	1	1	38		4	15	.267	1	5	.200	0	0	.000	2	2	4	4.0	2	0	2	0	0	1	9		
02-15-14	1	1	37		4	16	.250	3	12	.250	1	2	.500	4	6	10	10.0	3	0	1	2	0	0	12		
TOTAL	6	3	147	24.5	17	50	.340	8	30	.267	2	4	.500	9	14	23	3.8	9	0	5	6	0	2	44	7.3	

Tonye Jekiri				Min	Avg	FG	FGA	Pct	3FG	3FGA	3Pct	FT	FTA	Pct	Off	Def	Tot	Avg	PF	FO	Ast	TO	Blk	Stl	Pts	Avg
01-30-13	1		6		1	1	1.000	0	0	.000	0	0	.000	0	1	1	1.0	1	0	0	0	0	0	2		
02-27-13	1		7		0	0	.000	0	0	.000	4	6	.667	1	1	2	1.5	1	0	0	0	2	0	4		
12-08-13	1		21		1	5	.200	0	0	.000	0	0	.000	3	4	7	7.0	0	0	0	0	1	0	2		
02-15-14	1		11		0	0	.000	0	0	.000	0	2	.000	0	3	3	3.0	1	0	0	0	0	0	0		
TOTAL	4	0	45	11.3	2	6	.333	0	0	.000	4	8	.500	4	9	13	3.3	3	0	0	0	3	0	8	2.0	

James Kelly				Min	Avg	FG	FGA	Pct	FG	FGA	Pct	FT	FTA	Pct	Off	Def	Tot	Avg	PF	FO	Ast	TO	Blk	Stl	Pts	Avg
12-08-13	1	1	31		5	14	.357	0	1	.000	2	2	1.000	3	6	9	9.0	4	0	0	2	0	1	12		
02-15-14	1		21		3	8	.375	3	5	.600	0	0	.000	1	4	5	5.0	3	0	1	0	0	1	9		
TOTAL	2	1	52	26.0	8	22	.364	3	6	.500	2	2	1.000	4	10	14	7.0	7	0	1	2	0	2	21	10.5	

Donnavan Kirk				Min	Avg	FG	FGA	Pct	FG	FGA	Pct	FT	FTA	Pct	Off	Def	Tot	Avg	PF	FO	Ast	TO	Blk	Stl	Pts	Avg
12-08-13	1	1	29		2	7	.286	0	1	.000	2	4	.500	4	7	11	11.0	1	0	0	3	2	0	6		
02-15-14	1	1	26		0	3	.000	0	3	.000	1	2	.500	3	3	6	6.0	1	0	0	0	0	0	1		
TOTAL	2	2	55	27.5	2	10	.200	0	4	.000	3	6	.500	7	10	17	8.5	2	0	0	3	2	0	7	3.5	

Manu Lecomte				Min	Avg	FG	FGA	Pct	FG	FGA	Pct	FT	FTA	Pct	Off	Def	Tot	Avg	PF	FO	Ast	TO	Blk	Stl	Pts	Avg
12-08-13	1		27		3	8	.375	0	1	.000	1	2	.500	0	4	4	4.0	2	0	2	3	0	1	7		
02-15-14	1		19		0	5	.000	0	3	.000	0	0	.000	0	0	0	0.0	1	0	2	1	0	0	0		
TOTAL	2	0	46	23.0	3	13	.231	0	4	.000	1	2	.500	0	4	4	2.0	3	0	4	4	0	1	7	3.5	

Davon Reed				Min	Avg	FG	FGA	Pct	FG	FGA	Pct	FT	FTA	Pct	Off	Def	Tot	Avg	PF	FO	Ast	TO	Blk	Stl	Pts	Avg
12-08-13	1	1	32		4	10	.400	1	3	.333	1	2	.500	2	3	5	5.0	0	0	0	3	0	0	10		
02-15-14	1		9		2	8	.250	1	6	.167	0	0	.000	1	1	2	2.0	3	0	0	0	0	0	5		
TOTAL	2	1	41	20.5	6	18	.333	2	9	.222	1	2	.500	3	4	7	3.5	3	0	0	3	0	0	15	7.5	

Erik Swoope				Min	Avg	FG	FGA	Pct	3FG	3FGA	3Pct	FT	FTA	Pct	Off	Def	Tot	Avg	PF	FO	Ast	TO	Blk	Stl	Pts	Avg
2010-11	1		1		0	0	.000	0	0	.000	0	0	.000	0	0	0	0.0	0	0	0	1	0	0	0		
2011-12	1		0		0	0	.000	0	0	.000	0	0	.000	0	0	0	0.0	0	0	0	0	0	0	0		
2012-13	1		2		0	0	.000	0	0	.000	0	0	.000	0	1	1	1.0	0	0	0	0	0	0	0		
12-08-13	1		4		0	0	.000	0	0	.000	0	0	.000	1	1	2	2.0	0	0	1	0	0	0	0		
02-15-14	1		18		2	5	.400	0	0	.000	0	2	.000	3	1	4	4.0	1	0	0	0	0	0	4		
TOTAL	5	1	25	5.0	2	5	.400	0	0	.000	0	2	.000	4	3	7	1.4	1	0	1	1	0	0	4	0.8	



# ACC TOURNAMENT RECORDS

## MIAMI RESULTS

The Hurricanes are 10-8 in ACC Tournament play and have advanced past the first round of competition in seven of nine seasons, including four-straight.

### 2004-05: MCI CENTER (WASHINGTON, D.C.)

First Round: No. 11 Virginia def. No. 6 Miami, 66-65

### 2005-06: GREENSBORO COLISEUM (N.C.)

First Round: No. 8 Miami def. No. 9 Clemson, 66-63  
Quarterfinals: No. 1 Duke def. No. 8 Miami, 80-76

### 2006-07: ST. PETE TIMES FORUM (TAMPA, FLA.)

First Rd: No. 12 Miami def. No. 5 Maryland, 67-62  
Quarterfinals: No. 4 BC def. No. 12 Miami, 74-71 (OT)

### 2007-08: CHARLOTTE BOBCATS ARENA (N.C.)

First Rd: No. 5 Miami def. No. 12 NC State, 63-50  
Quarterfinals: No. 4 VT def. No. 5 Miami, 63-49

### 2008-09: GEORGIA DOME (ATLANTA, GA.)

First Rd: No. 8 Virginia Tech def. No. 9 Miami, 65-47

### 2009-10: GREENSBORO COLISEUM (N.C.)

First Rd: No. 12 Miami def. No. 5 Wake Forest, 83-62  
Quarterfinals: No. 12 Miami def. No. 4 VT, 70-65  
Semifinals: No. 1 Duke def. No. 12 Miami, 77-74

### 2010-11: GREENSBORO COLISEUM (N.C.)

First Rd: No. 9 Miami def. No. 8 Virginia, 69-62 (OT)  
Quarterfinals: No. 1 UNC def. No. 9 Miami, 61-59

### 2011-12: PHILIPS ARENA (ATLANTA, GA.)

First Rd: No. 6 Miami def. No. 11 Georgia Tech, 54-36  
Quarterfinals: No. 3 FSU def. No. 6 Miami, 82-71

### 2012-13: GREENSBORO COLISEUM (N.C.)

Quarterfinals: No. 1 Miami 69, No. 8 BC 58  
Semifinals: No. 1 Miami 81, No. 5 NC State 71  
Finals: No. 1 Miami 87, No. 3 North Carolina 77

### ACC TOURNAMENT BY OPPONENT

Opponent	W	L
Boston College	1	1
Clemson	1	0
Duke	0	2
Florida State	0	1
Georgia Tech	1	0
Maryland	1	0
North Carolina	1	1
NC State	2	0
Virginia	1	1
Virginia Tech	1	2
Wake Forest	1	0

## MIAMI TEAM

### POINTS SCORED

87	vs. North Carolina	3/17/13
83	vs. Wake Forest	3/11/10
81	vs. NC State	3/16/13

### FIELD GOALS MADE

30	vs. North Carolina	3/17/13
30	vs. Wake Forest	3/11/10
29	vs. Boston College	3/09/07

### FIELD GOAL ATTEMPTS

64	vs. Florida State	3/09/12
64	vs. Virginia	3/10/11
64	vs. Virginia	3/10/05

### FIELD GOAL PERCENTAGE

.527 (29-55)	vs. Boston College	3/09/07
.517 (30-58)	vs. Wake Forest	3/11/10
.508 (30-59)	vs. North Carolina	3/17/13

### 3-POINT FIELD GOALS MADE

12	vs. North Carolina	3/17/13
10	vs. Florida State	3/09/12
10	vs. Virginia	3/10/11

### 3-POINT FIELD GOALS ATTEMPTED

29	vs. Virginia	3/10/11
26	vs. North Carolina	3/11/11
25	vs. Florida State	3/09/12

### 3-POINT FIELD GOAL PERCENTAGE

.545 (12-22)	vs. North Carolina	3/17/13
.533 (8-15)	vs. Duke	3/13/10
.471 (8-17)	vs. Wake Forest	3/11/10

### FREE-THROWS MADE

26	vs. NC State	3/13/08
23	vs. NC State	3/16/13
22	vs. Maryland	3/08/07

### FREE-THROWS ATTEMPTED

30	vs. NC State	3/13/08
30	vs. NC State	3/16/13
28	vs. Maryland	3/08/07
28	vs. Virginia	3/10/05

### FREE-THROW PERCENTAGE

1.000 (6-6)	vs. Boston College	3/09/07
.867 (26-30)	vs. NC State	3/13/08
.833 (15-18)	vs. Wake Forest	3/11/10

### REBOUNDS

47	vs. Virginia	3/10/05
46	vs. Virginia Tech	3/12/10
46	vs. Duke	3/10/06

### ASSISTS

14	vs. Wake Forest	3/11/10
14	vs. Duke	3/10/06
13	vs. Florida State	3/09/12
13	vs. North Carolina	3/17/13

### STEALS

12	vs. North Carolina	3/11/11
11	vs. Georgia Tech	3/08/12
11	vs. NC State	3/13/08

### BLOCKED SHOTS

7	vs. Maryland	3/08/07
6	vs. Virginia	3/10/11
6	vs. Clemson	3/09/06

## OPPONENT TEAM

### POINTS SCORED

82	Florida State	3/09/12
80	Duke	3/10/06
77	North Carolina	3/17/13
77	Duke	3/13/10

### FIELD GOALS MADE

27	North Carolina	3/17/13
26	Duke	3/13/10
26	Virginia Tech	3/14/08

### FIELD GOAL ATTEMPTS

68	Clemson	3/09/06
63	Virginia Tech	3/12/10
61	Virginia Tech	3/14/08
61	Duke	3/10/06

### FIELD GOAL PERCENTAGE

.500 (25-50)	NC State	3/16/13
.500 (21-42)	Virginia Tech	3/12/09
.481 (26-54)	Duke	3/13/10

### 3-POINT FIELD GOALS MADE

13	North Carolina	3/17/13
12	Duke	3/10/06
11	Boston College	3/09/07

### 3-POINT FIELD GOALS ATTEMPTED

32	Duke	3/10/06
29	North Carolina	3/17/13
26	Clemson	3/09/06

### 3-POINT FIELD GOAL PERCENTAGE

.563 (9-16)	Florida State	3/09/12
.476 (10-21)	North Carolina	3/11/11
.467 (7-15)	Virginia Tech	3/14/08

### FREE-THROWS MADE

25	Florida State	3/09/12
19	Virginia Tech	3/12/09

### FREE-THROWS ATTEMPTED

32	Florida State	3/09/12
28	Wake Forest	3/11/10
26	Maryland	3/08/07

### FREE-THROW PERCENTAGE

.909 (10-11)	North Carolina	3/17/13
.826 (19-23)	Virginia Tech	3/12/09
.783 (18-23)	Duke	3/10/06

### REBOUNDS

51	Virginia Tech	3/14/08
48	Clemson	3/09/06
40	Virginia	3/10/11

### ASSISTS

17	North Carolina	3/17/13
17	North Carolina	3/11/11
16	Duke	3/13/10

### STEALS

13	Virginia Tech	3/12/10
11	Maryland	3/08/07
10	NC State	3/16/13

### BLOCKED SHOTS

8	Florida State	3/09/12
7	Maryland	3/08/07
7	Duke	3/10/06



# ACC TOURNAMENT RECORDS

## MIAMI TOTALS

### POINTS SCORED (TOTAL GAMES)

124	Durand Scott (9) 2010, 2011, 2012, 2013
99	Shane Larkin (5) 2012, 2013
88	Malcolm Grant (7) 2010, 2011, 2012

### FIELD GOALS MADE

49	Durand Scott (9) 2010, 2011, 2012, 2013
32	Shane Larkin (5) 2012, 2013
27	Reggie Johnson (10) '10, 2011, 2012, 2013

### FIELD GOAL ATTEMPTS

97	Durand Scott (9) 2010, 2011, 2012, 2013
67	Shane Larkin (5) 2012, 2013
65	James Dews (8) 2007, 2008, 2009, 2010

### FIELD GOAL PERCENTAGE (Min. 5 Made)

.684 (26-38)	Julian Gamble (9) 2009, '10, '11, '13
.559 (19-34)	Jimmy Graham (7) 2006, '07, '08, '09
.552 (16-29)	Raymond Hicks (7) 2005, '06, '07, '08

### 3-POINT FIELD GOALS MADE

17	Malcolm Grant (7) 2010, 2011, 2012
14	Adrian Thomas (6) 2009, 2010, 2011
12	Rion Brown (7) 2011, 2012, 2013

### 3-POINT FIELD GOALS ATTEMPTED

40	Malcolm Grant (7) 2010, 2011, 2012
35	Adrian Thomas (6) 2009, 2010, 2011
33	Jack McClinton (5) 2007, 2008, 2009

### 3-POINT FG PERCENTAGE (Min. 4 Made)

.450 (9-20)	Trey McKinney Jones (5) 2012, '13
.444 (12-27)	Rion Brown (7) 2011, 2012, '13
.425 (17-40)	Malcolm Grant (7) 2010, '11, '12

### FREE-THROWS MADE

25	Malcolm Grant (7) 2010, 2011, 2012
24	Shane Larkin (5) 2012, 2013
24	Reggie Johnson (10) '10, 2011, 2012, 2013

### FREE-THROWS ATTEMPTED

36	Reggie Johnson (10) '10, 2011, 2012, 2013
28	Malcolm Grant (7) 2010, 2011, 2012
27	Shane Larkin (5) 2012, 2013

### FREE-THROW PERCENTAGE (Min. 5 Made)

.941 (16-17)	Jack McClinton (5) 2007, 2008, 2009
.893 (25-28)	Malcolm Grant (7) 2010, 2011, 2012
.889 (24-27)	Shane Larkin (5) 2012, 2013

### REBOUNDS

65	Reggie Johnson (10) '10, 2011, 2012, 2013
43	Julian Gamble (9) 2009, 2010, 2011, 2013
41	Durand Scott (9) 2010, 2011, 2012, 2013

### ASSISTS

27	Malcolm Grant (7) 2010, 2011, 2012
23	Shane Larkin (5) 2012, 2013
18	Durand Scott (9) 2010, 2011, 2012, 2013

### STEALS

13	Durand Scott (9) 2010, 2011, 2012, 2013
11	Shane Larkin (5) 2012, 2013
8	Jack McClinton (5) 2007, 2008, 2009

### BLOCKED SHOTS

12	Jimmy Graham (7) 2006, 2007, 2008, 2009
11	Julian Gamble (9) 2009, 2010, 2011, 2013
10	Reggie Johnson (10) '10, 2011, 2012, 2013

## MIAMI INDIVIDUAL

### POINTS SCORED

32	Durand Scott vs. NC State, 3/16/13
28	Shane Larkin vs. North Carolina, 3/17/13
23	Shane Larkin vs. NC State, 3/16/13

### FIELD GOALS MADE

12	Durand Scott vs. NC State, 3/16/13
10	Durand Scott vs. Duke, 3/13/10

### FIELD GOAL ATTEMPTS

19	Guillermo Diaz vs. Duke, 3/10/06
18	Durand Scott vs. NC State, 3/16/13
17	Jack McClinton vs. Virginia Tech, 3/14/08
17	Robert Hite vs. Clemson, 3/9/06

### FIELD GOAL PERCENTAGE (Min. 5 Made)

1.000 (6-6)	Reggie Johnson vs. Wake Forest, 3/11/10
.714 (5-7)	Julian Gamble vs. North Carolina 3/17/13

### 3-POINT FIELD GOALS MADE

6	Trey McKinney Jones vs. UNC, 3/17/13
5	Durand Scott vs. NC State, 3/16/13
5	Malcolm Grant vs. Florida State, 3/9/12

### 3-POINT FIELD GOALS ATTEMPTED

11	Adrian Thomas vs. North Carolina, 3/11/11
11	Malcolm Grant vs. Virginia, 3/10/11
11	Jack McClinton vs. Virginia Tech, 3/14/08

### 3-POINT FG PERCENTAGE (Min. 4 Made)

.667 (6-9)	Trey McKinney Jones vs. UNC, 3/17/13
.625 (5-8)	Durand Scott vs. NC State, 3/16/13
.625 (5-8)	Malcolm Grant vs. Florida State, 3/9/12

### FREE-THROWS MADE

10	Anthony King vs. Duke, 3/10/06
10	Guillermo Diaz vs. Virginia, 3/10/05

### FREE-THROWS ATTEMPTED

12	Anthony King vs. Duke, 3/10/06
12	Guillermo Diaz vs. Virginia, 3/10/05
10	Shane Larkin vs. NC State, 3/16/13
10	Reggie Johnson vs. Duke, 3/13/10

### FREE-THROW PERCENTAGE (Min. 5 Made)

1.000 (8-8)	Shane Larkin vs. UNC, 3/17/13
1.000 (8-8)	James Dews vs. NC State, 3/13/08
1.000 (6-6)	Malcolm Grant vs. Duke, 3/13/10
1.000 (6-6)	Reggie Johnson vs. Wake Forest, 3/11/10

### REBOUNDS

14	Anthony King vs. Virginia, 3/10/05
13	Jullian Gamble vs. Wake Forest, 3/11/10

### ASSISTS

7	Shane Larkin vs. UNC, 3/17/13
7	Malcolm Grant vs. Virginia, 3/10/11
7	Lance Hurdle vs. Virginia Tech, 3/12/09

### STEALS

5	Jack McClinton v. NC State, 3/13/08
4	Malcolm Grant v. North Carolina, 3/11/11

### BLOCKED SHOTS

5	Jimmy Graham vs. Maryland, 3/8/07
4	Anthony King vs. Clemson, 3/9/06

## OPPONENT INDIVIDUAL

### POINTS SCORED

32	Tyrese Rice (Boston College), 3/9/07
32	J.R. Reynolds (Virginia), 3/10/05
28	P.J. Hairston (UNC), 3/17/13

### FIELD GOALS MADE

10	J.R. Reynolds (Virginia), 3/10/05
9	P.J. Hairston (UNC), 3/17/13
9	Tyrese Rice (Boston College), 3/9/07
9	J.J. Redick (Duke), 3/10/06

### FIELD GOAL ATTEMPTS

17	P.J. Hairston (UNC), 3/17/13
17	J.J. Redick (Duke), 3/10/06
16	Dorenzo Hudson (Virginia Tech), 3/12/10

### FIELD GOAL PERCENTAGE (Min. 5 Made)

.750 (6-8)	T.J. Warren (UNC), 3/16/13
.714 (10-14)	J.R. Reynolds (Virginia), 3/10/05
.714 (5-7)	Michael Snaer (Florida State), 3/9/12

### 3-POINT FIELD GOALS MADE

6	P.J. Hairston (UNC), 3/17/13
6	Scott Wood (NC State) 3/16/13
6	Tyrese Rice (Boston College), 3/9/07

### 3-POINT FIELD GOALS ATTEMPTED

13	P.J. Hairston (UNC), 3/17/13
11	J.J. Redick (Duke), 3/10/06

### 3-POINT FG PERCENTAGE (Min. 4 Made)

.800 (4-5)	Michael Snaer (Florida State), 3/9/12
.800 (4-5)	Malcolm Delaney (Virginia Tech), 3/14/08
.714 (5-7)	J.R. Reynolds (Virginia), 3/10/05

### FREE-THROWS MADE

14	Malcolm Delaney (Virginia Tech), 3/12/09
11	J.J. Hickson (NC State), 3/13/08

### FREE-THROWS ATTEMPTED

15	Malcolm Delaney (Virginia Tech), 3/12/09
15	J.J. Hickson (NC State), 3/13/08
13	Tyrese Rice (Boston College), 3/9/07

### FREE-THROW PERCENTAGE (Min. 5 Made)

1.000 (8-8)	Luke Loucks (Florida State), 3/9/12
1.000 (6-6)	Kyle Singler (Duke), 3/13/10
.933 (14-15)	Malcolm Delaney (Virginia Tech), 3/12/09

### REBOUNDS

14	J.J. Hickson (NC State), 3/13/08
14	Akin Akingbala (Clemson), 3/9/06

### ASSISTS

10	Kendall Marshall (North Carolina), 3/11/11
8	Dexter Strickland (UNC), 3/17/13
8	Lorenzo Brown (NC State), 3/16/13
8	Malcolm Delaney (Virginia Tech), 3/12/09

### STEALS

4	Lorenzo Brown (NC State), 3/16/13
4	Joe Harris (Virginia), 3/10/11
4	Malcolm Delaney (Virginia Tech), 3/12/10

### BLOCKED SHOTS

5	Daniel Miller (Georgia Tech), 3/8/12
5	John Henson (North Carolina), 3/11/11
5	Shelden Williams (Duke), 3/10/06



## NON-CONFERENCE GAMES (9-4)

#	Player	gp-gs	min	avg	Total		3-Point		F-Throw		Rebounds				pf	dq	a	to	blk	stl	pts	avg
					fg-fga	fg%	3fg-fga	3fg%	ft-fa	ft%	off	def	tot	avg								
15	Rion Brown	13-13	451	34.7	63-150	.420	20-68	.294	40-50	.800	24	63	87	6.7	22	0	40	24	1	15	186	14.3
25	Garrius Adams	13-13	436	33.5	41-115	.357	11-47	.234	44-56	.786	11	58	69	5.3	25	1	34	29	2	22	137	10.5
22	Donnavan Kirk	13-13	398	30.6	52-110	.473	3-14	.214	22-35	.629	40	51	91	7.0	28	0	3	18	29	7	129	9.9
35	James Kelly	12-8	292	24.3	45-79	.570	9-19	.474	9-15	.600	15	47	62	5.2	23	0	10	10	9	7	108	9.0
05	Davon Reed	13-6	353	27.2	35-98	.357	21-55	.382	17-28	.607	6	21	27	2.1	24	0	30	23	2	10	108	8.3
20	Manu Lecomte	13-7	350	26.9	32-75	.427	11-24	.458	22-27	.815	8	21	29	2.2	27	0	30	16	1	10	97	7.5
23	Tonye Jekiri	13-5	234	18.0	25-52	.481	0-0	.000	5-8	.625	14	35	49	3.8	32	2	7	13	9	6	55	4.2
21	Erik Swoope	11-0	121	11.0	8-19	.421	1-3	.333	8-13	.615	4	14	18	1.6	11	0	1	3	5	2	25	2.3
04	Raphael Akpejori	6-0	32	5.3	1-2	.500	0-0	.000	2-2	1.000	0	5	5	0.8	9	0	0	1	2	0	4	0.7
12	Justin Heller	2-0	3	1.5	0-0	.000	0-0	.000	0-0	.000	0	1	1	0.5	0	0	0	1	0	0	0	0.0
03	Steve Sorenson	2-0	2	1.0	0-0	.000	0-0	.000	0-0	.000	0	0	0	0.0	0	0	0	0	0	0	0	0.0
11	Mike Fernandez	2-0	3	1.5	0-0	.000	0-0	.000	0-0	.000	0	0	0	0.0	0	0	0	3	0	0	0	0.0
Team											22	13	35									
Total.....		13	2675		302-700	.431	76-230	.330	169-234	.722	144	329	473	36.4	201	3	155	141	60	79	849	65.3
Opponents.....		13	2675		280-698	.401	86-250	.344	126-199	.633	131	288	419	32.2	218	1	142	146	30	72	772	59.4

## LAST FIVE GAMES (3-2)

#	Player	gp-gs	min	avg	Total		3-Point		F-Throw		Rebounds				pf	dq	a	to	blk	stl	pts	avg
					fg-fga	fg%	3fg-fga	3fg%	ft-fa	ft%	off	def	tot	avg								
15	Rion Brown	5-5	187	37.4	37-71	.521	8-28	.286	12-23	.522	2	16	18	3.6	10	0	11	5	1	2	94	18.8
21	Erik Swoope	5-5	164	32.8	24-37	.649	0-0	.000	18-23	.783	7	17	24	4.8	11	0	8	4	1	4	66	13.2
25	Garrius Adams	5-5	151	30.2	16-38	.421	3-9	.333	23-32	.719	4	21	25	5.0	7	0	12	9	0	8	58	11.6
20	Manu Lecomte	5-1	159	31.8	16-31	.516	5-10	.500	5-7	.714	6	11	17	3.4	9	0	11	10	0	6	42	8.4
23	Tonye Jekiri	5-2	125	25.0	12-22	.545	0-0	.000	7-11	.636	18	19	37	7.4	16	1	2	2	5	6	31	6.2
05	Davon Reed	5-0	60	12.0	5-19	.263	3-11	.273	0-2	.000	1	2	3	0.6	8	0	1	1	0	1	13	2.6
22	Donnavan Kirk	5-2	66	13.2	4-15	.267	0-1	.000	1-2	.500	4	5	9	1.8	7	0	0	6	1	0	9	1.8
35	James Kelly	2-0	18	9.0	1-7	.143	0-2	.000	0-0	.000	2	4	6	3.0	2	0	1	0	0	0	2	1.0
12	Justin Heller	3-1	3	1.0	1-4	.250	0-3	.000	0-0	.000	0	0	0	0.0	1	0	0	0	0	0	2	0.7
11	Mike Fernandez	1-0	1	1.0	0-0	.000	0-0	.000	0-0	.000	0	0	0	0.0	0	0	0	0	0	0	0	0.0
04	Raphael Akpejori	5-4	66	13.2	0-3	.000	0-0	.000	0-0	.000	2	7	9	1.8	8	0	2	2	2	0	0	0.0
Team											7	5	12									
Total.....		5	1000		116-247	.470	19-64	.297	66-100	.660	53	107	160	32.0	79	1	48	39	10	27	317	63.4
Opponents.....		5	1000		101-232	.435	31-83	.373	58-86	.674	40	100	140	28.0	78	1	59	46	18	16	291	58.2

## LAST 10 GAMES (5-5)

#	Player	gp-gs	min	avg	Total		3-Point		F-Throw		Rebounds				pf	dq	a	to	blk	stl	pts	avg
					fg-fga	fg%	3fg-fga	3fg%	ft-fa	ft%	off	def	tot	avg								
15	Rion Brown	10-9	370	37.0	62-139	.446	23-74	.311	35-52	.673	13	40	53	5.3	18	0	21	15	2	5	182	18.2
25	Garrius Adams	10-10	321	32.1	37-90	.411	7-23	.304	36-52	.692	10	41	51	5.1	19	0	28	16	1	12	117	11.7
21	Erik Swoope	10-8	295	29.5	32-54	.593	0-1	.000	23-34	.676	15	26	41	4.1	23	0	12	5	4	5	87	8.7
20	Manu Lecomte	10-3	278	27.8	26-61	.426	8-22	.364	17-23	.739	13	14	27	2.7	18	0	21	20	0	8	77	7.7
23	Tonye Jekiri	10-4	215	21.5	19-36	.528	0-0	.000	13-22	.591	26	34	60	6.0	27	1	4	5	8	11	51	5.1
05	Davon Reed	10-1	146	14.6	14-53	.264	8-28	.286	8-12	.667	3	11	14	1.4	18	0	5	7	1	3	44	4.4
22	Donnavan Kirk	10-7	178	17.8	12-38	.316	2-8	.250	5-8	.625	10	12	22	2.2	14	0	1	9	3	1	31	3.1
35	James Kelly	6-0	49	8.2	6-19	.316	4-9	.444	0-0	.000	4	10	14	2.3	5	0	2	1	0	1	16	2.7
04	Raphael Akpejori	10-7	169	16.9	3-10	.300	0-0	.000	7-13	.538	10	17	27	2.7	21	1	2	4	8	0	13	1.3
12	Justin Heller	3-1	3	1.0	1-4	.250	0-3	.000	0-0	.000	0	0	0	0.0	1	0	0	0	0	0	2	0.7
11	Mike Fernandez	1-0	1	1.0	0-0	.000	0-0	.000	0-0	.000	0	0	0	0.0	0	0	0	0	0	0	0	0.0
Team											19	15	34									
Total.....		10	2025		212-504	.421	52-168	.310	144-216	.667	123	220	343	34.3	164	2	96	86	27	46	620	62.0
Opponents.....		10	2025		205-493	.416	68-180	.378	117-172	.680	96	211	307	30.7	170	2	113	91	32	37	595	59.5



## MIAMI'S RECORD WHEN...

RECORD	ALL	ACC	AT UM	COACH L ACC
All games	16-15	7-11	65-35	31-21
Home	8-8	3-6	36-13	17-9
Away	7-6	4-5	22-17	14-12
Neutral	1-1		7-5	n/a
November	4-3		12-6	n/a
December	4-2	0-1	12-6	0-1
January	2-5	2-5	14-8	12-8
February	4-4	3-4	16-9	15-9
March	2-1	2-1	11-6	4-3
Vs. Top 10 opponents	0-2	0-2	2-6	2-5
Vs. Top 25 opponents (includes Top 10)	0-5	0-5	5-14	4-10
Vs. RV opponents	2-1	1-0	7-2	2-0
Vs. teams over .500 on game day	7-12	4-9	39-30	19-18
Vs. teams under .500 on game day	3-2	1-2	16-4	8-3
Vs. teams at .500 on game day	4-1	2-0	9-1	4-0
While UM is in the top 25			16-4	12-3
While UM is RV (only)			7-3	2-1
Leading at halftime	15-2	7-2	53-9	25-6
Trailing at halftime	1-12	0-8	10-25	4-14
Tied at halftime	0-1	0-1	4-1	2-1
Single overtime	1-4	0-2	2-6	1-2
Double overtime			2-0	1-0
In overtime games	1-4	0-2	4-6	2-2
Leading with 2:00 left in regulation	14-2	7-1	59-4	29-1
Trailing with 2:00 left in regulation	1-13	0-10	5-29	2-19
Tied with 2:00 left in regulation	1-0		1-1	0-1
UM shoots 50% or better from field	6-2	2-2	20-2	8-2
UM shoots 40-49% from field	9-1	5-1	39-8	21-6
UM shoots under 40% from field	1-12	0-8	6-25	2-13
Opp. shoots 50% or better from field	1-1	1-1	3-9	2-5
Opp. shoots 40-49% from field	6-7	3-5	27-15	13-9
Opp. shoots under 40% from field	9-7	3-5	35-11	16-7
UM shoots 70% or better from the line	7-5	4-2	33-15	14-10
UM shoots less than 70% from the line	9-10	3-9	32-20	17-10
UM has more 3-point FGs	5-6	1-5	26-13	16-11
UM has fewer 3-point FGs	9-8	4-6	26-14	12-9
3-point FGs are even	2-1	2-0	4-1	3-1
Four or more Canes in double figures	8-0	3-0	33-6	14-5
Three Canes score in double figures	6-6	4-3	24-16	13-6
Two or less Canes score in double figures	2-9	0-8	8-13	4-10
UM outrebounds opponent	13-6	5-5	43-14	19-10
Opp. outrebounds UM	3-9	2-6	20-21	11-11
Tied in rebounds			2-0	1-0
UM records 10 or more steals	1-0		9-3	3-1
UM records 15 or more assists	5-0	2-0	18-0	10-0
UM commits less than 15 turnovers	15-14	7-10	57-29	28-17
UM commits 15 or more turnovers	1-1	0-1	8-6	3-4
UM commits less turnovers than opp.	8-6	3-4	38-14	16-6
UM commits more turnovers than opp.	8-7	4-5	23-14	13-10
Tied in turnovers	0-2	0-2	4-7	2-5
UM scores 59 points or less	2-11	1-9	6-18	4-12
UM scores between 60-69 points	6-3	3-1	18-11	9-4
UM scores between 70-79 points	5-1	2-1	29-6	14-5
UM scores between 80-89 points	3-0	1-0	8-0	2-0
UM scores between 90-99 points			4-0	2-0
UM scores 100 or more points			0-0	0-0
Playing during the afternoon	8-5	4-4	24-10	12-7
Playing in the evening (5 p.m. or later)	8-10	3-7	40-24	19-14
Games decided by three points or less	2-3	0-3	7-8	4-6
Games decided by four to 10 points	4-8	3-5	19-14	10-10
Games decided by 11-20 points	8-2	3-1	27-11	10-3
Games decided by more than 20 points	2-2	1-2	12-2	7-2

## UM SINCE THE ARRIVAL OF JIM LARRAÑAGA IN 2011

- 2013 ACC Regular Season Champions
- 2013 ACC Tournament Champions
- Ranked No. 2/2 - Miami's program high - Feb. 18, 2013
- No. 1 seed at 2013 ACC Tournament
- No. 2 seed in 2013 NCAA Tournament
- Won school record 29 games in 2013
- Won 15 ACC games in 2013
- 14-game win streak (tied 1946-47 & 2001-02) from Jan. 2 - Feb. 19, 2013
- 13-0 start in 2013 conference play, topping school-best nine ACC victories, which was set in 2011-12
- Sophomore Shane Larkin selected No. 18 in the 2013 NBA Draft by Atlanta Hawks, then traded to Dallas Mavericks
- All six seniors earned academic degree from UM: Garrius Adams, Julian Gamble, Reggie Johnson, Kenny Kadji, Trey McKinney Jones, Durand Scott
- Defeated No. 1 Duke, 90-63, on Jan. 23, 2013 in Coral Gables
- Defeated Duke twice within 12 months, at both Cameron Indoor Stadium and the BankUnited Center
- First team to beat Duke and UNC by 20+ points in the same season since Maryland in '74-'75 season
- First team to beat Duke and UNC by 25+ points since the start of ACC play in 1953
- Defeated three teams in The Triangle in the same season: UNC, Duke & NC State
- In 2012-13 defeated three teams in the Top 20 for the first time since joining the ACC - the last time was in 1999-00
- Students camped out for the game vs. Duke more than four hours before tipoff, then did it again for the game vs. Florida State
- Five home sellouts of 7,972 fans vs. Duke, Florida State, North Carolina, Virginia and Clemson
- Set a record for the most games with 1,200 or more students (7)
- Set record student average attendance at 808. The past average attendance was 641 per game
- Set the record for cumulative season student attendance at 12,008. The previous record was 10,269

## AWARDS

- 2013 AP Coach of the Year - Jim Larrañaga
- 2013 Naismith Coach of the Year - Jim Larrañaga
- 2013 ACC Coach of the Year - Jim Larrañaga
- 2013 Henry Iba National Coach of the Year - Jim Larrañaga
- 2013 Adolph Rupp Cup Coach of the Year - Jim Larrañaga
- 2013 ACC Player of the Year (Coaches) - Shane Larkin
- 2013 ACC Defensive Player of the Year - Durand Scott
- Five All-ACC selections: Shane Larkin 1st team, Kenny Kadji 2nd team & 3rd team, Scott H.M. (twice)
- Three ACC Defensive Team players: Shane Larkin, Durand Scott, Julian Gamble
- 2012 ACC All-Rookie Team - Shane Larkin
- 2013 ACC All-Academic Team - Raphael Akpejori
- 2013 ACC Tournament MVP - Shane Larkin
- Four ACC All-Tournament team nods: Shane Larkin (1st), Durand Scott (1st), Julian Gamble (2nd), Trey McKinney Jones (2nd)
- Four ACC Player of the Week awards: Reggie Johnson (2012), Durand Scott (2012 & 2013) and Shane Larkin (2013)
- One ACC Rookie of the Week: Shane Larkin (2012)

## CURRENT PLAYER AWARDS

## IN 2012-13

*Raphael Akpejori*

- All-ACC Academic Team
- NABC Honors Court
- ACC Academic Honor Roll

*Justin Heller*

- ACC Academic Honor Roll

## COACH LARRAÑAGA'S MILESTONE VICTORIES

Victory	Date	Opponent	Score	School
50	02/10/88	Miami (Ohio)	65-59	Bowling Green
100	02/23/91	Kent State	84-57	Bowling Green
150	12/22/94	at Ohio State	59-50	Bowling Green
200	12/27/97	Northeastern	66-60	George Mason
250	12/20/00	Coastal Carolina	81-65	George Mason
300	12/02/03	East Carolina	76-65	George Mason
350	01/26/06	William & Mary	81-58	George Mason
400	02/27/08	William & Mary	68-59	George Mason
450	12/08/10	Loyola (Md.)	66-52	George Mason
500	01/05/12	at Georgia Tech	62-49	Miami



MIAMI HIGHS		OPPONENT HIGHS		MIAMI LOWS		OPPONENT LOWS	
Points	85 - at NC State, 3/1	Points	80 - Georgia Southern, 11/11	Points	40 - at Virginia, 2/26	Points	42 (2x) - last vs. Boston College, 2/22
Points/Half	48 (2nd) - at NC State, 3/1	Points/Half	39 (2nd) - Florida State, 1/15	Points/Half	13 - Nebraska, 12/4	Points/Half	17 (2x) last - Georgia Tech, 1/18
Field Goals Made	35 - Texas Southern, 11/14	Field Goals Made	29 - George Washington, 11/28	Field Goals Made	12 - at Virginia, 2/26	Field Goals Made	13 - Georgia Tech, 1/18
Field Goal Att.	69 - 2x last vs. Virginia Tech, 12/8	Field Goal Att.	69 - vs. Virginia Tech, 12/8	Field Goal Att.	40 - at Syracuse, 1/4	Field Goal Att.	42 - Co. of Charleston, 11/18
Field Goal Pct.	.587 - at NC State, 3/1	Field Goal Pct.	.560 - at Maryland, 1/29	Field Goal Pct.	.259 - at Virginia Tech, 2/15	Field Goal Pct.	.295 - Georgia Tech, 1/18
3-Point FG Made	10 - Texas Southern, 11/14	3-Point FG Made	13 - Notre Dame, 2/19	3-Point FG Made	0 (2x) - last at Virginia, 2/26	3-Point FG Made	3 - at Syracuse, 1/4
3-Point FG Att.	34 - at Virginia Tech, 2/15	3-Point FG Att.	34 - vs. Virginia Tech, 12/8	3-Point FG Att.	10 (2x) - last at NC State, 3/1	3-Point FG Att.	11 - vs. Syracuse, 1/25
Free Throws Made	25 - Georgia Southern, 11/11	Free Throws Made	19 - vs. Pittsburgh, 2/5	Free Throws Made	2 (2x) - last at Clemson, 3/4	Free Throws Made	5 - George Washington, 11/28
Free Throw Att.	33 - at Florida State, 2/10	Free Throw Att.	27 - vs. Syracuse, 1/25	Free Throw Att.	4 - at Syracuse, 1/4	Free Throw Att.	9 - George Washington, 11/28
Rebounds	50 - vs. Virginia Tech, 12/8	Rebounds	45 - St. Francis Brooklyn, 11/8	Rebounds	23 - at Clemson, 3/4	Rebounds	19 - Wake Forest, 3/8/14
Assists	21 - Texas Southern, 11/14	Assists	17 - Notre Dame, 2/19	Assists	3 - at Virginia, 2/26	Assists	7 (2x) - last vs. Boston College, 2/22
Steals	12 - Texas Southern, 11/14	Steals	10 - Nebraska, 12/4	Steals	1 (2x) - last vs. Syracuse, 1/25	Steals	0 - last vs. Boston College, 2/22
Blocks	8 (2x) last at Florida State, 12/19	Blocks	7 - Duke, 1/22	Blocks	0 - vs. NC State, 2/8	Blocks	0 (3x) - last vs. NC State, 2/8
Turnovers	16 - at Savannah State, 12/19	Turnovers	17 - St. Francis Brooklyn, 11/8	Turnovers	3 (2x) - last vs. Boston College, 2/22	Turnovers	5 - vs. Syracuse, 1/25
Victory Margin	23 - vs. Loyola, 12/30	Victory Margin	25 - at Virginia, 2/26	Victory Margin	1 - Georgia Southern, 11/11	Victory Margin	1 (2x) last vs. NC State, 2/8

**MIAMI INDIVIDUAL HIGHS**

Points	25 (2x) - last Rion Brown at Maryland, 1/29
Field Goals Made	9 (2x) last - Rion Brown at Clemson, 3/4
Field Goal Attempts	18 - Garrius Adams vs. St. Francis Brooklyn, 11/8
3-Point FG Made	5 - 3x last Rion Brown Florida State, 1/15
3-Point FG Attempts	12 - at Virginia Tech, 2/15
Free Throws Made	12 - Rion Brown at Maryland, 1/29
Free Throw Attempts	13 - Rion Brown at Maryland, 1/29
Rebounds	13 - Tonye Jekiri at NC State, 3/1
Assists	9 - Rion Brown vs. Texas Southern, 11/14
Blocks	4 (5x) - last Erik Swoope vs. Norfolk State, 2/1

**OPPONENT INDIVIDUAL HIGHS**

Points	27 (2x) - last T.J. Warren, NC State, 2/8
Field Goals Made	9 - 2x last Jarell Eddie, Virginia Tech, 12/8
Field Goal Attempts	23 - Jarell Eddie, Virginia Tech, 12/8
3-Point FG Made	6 (2x) - last Pat Connaughton, Notre Dame, 2/19
3-Point FG Attempts	14 - Jarell Eddie, Virginia Tech, 12/8
Free Throws Made	9 (2x) - last T.J. Warren, NC State, 2/8
Free Throw Attempts	12 - Lamar Patterson, Pittsburgh, 2/5
Rebounds	15 - 2x, last Jabari Parker, Duke, 1/22
Assists	9 (2x) - last at Virginia Tech, 2/15
Blocks	4 - Jordan Bachynski, Arizona State, 12/1

## THE LAST TIME ...

**Player Scored 30 Points**

Miami	Durand Scott (32), vs. NC State, 3/16/13
Opponent	Ryan Kelly (36), at Duke, 3/2/13

**Player Scored 35 Points**

Miami	Jack McClinton (35) vs. North Carolina, 3/15/09
Opponent	Ryan Kelly (36), at Duke, 3/2/13

**Player Scored 40 Points**

Miami	Darius Rice (43) vs. Connecticut, 1/20/03
Opponent	Sean Singletary (41), Virginia, 3/1/08

**Two Players Scored 20 Points**

Miami	Shane Larkin (28), Trey McKinney Jones (20) vs. North Carolina, 3/17/13
Opponent	Omari Grier (27), Raymond Taylor (20) FAU, 12/17/11

**Three Players Scored 20 Points**

Miami	Dwayne Collins (23), Brian Asbury (21), Jack McClinton (20) vs. Virginia Tech, 1/25/09
Opponent	Travis Mays (40), Alvin Heggs (22), Lance Blanks (21), Texas, 2/22/89

**Five Players Scored in Double Figures**

Miami	Rion Brown (20), Garrius Adams (16), Manu Lecomte (15), Erik Swoope (15), Tonye Jekiri (14) at NC State, 3/1/14
Opponent	Jon Scheyer (27), DeMarcus Nelson (19), Kyle Singler (12), Greg Paulus (12), Lance Thomas (10) Duke, 2/20/08

**Six Players Scored in Double Figures**

Miami	James Kelly (17), Donnavan Kirk (15), Rion Brown (13), Manu Lecomte (12), Davon Reed (11), Garrius Adams (10) vs. Texas Southern, 11/14/13
-------	--

**Player Grabbed 15 Rebounds**

Miami	Reggie Johnson (20) vs. Florida Atlantic, 3/16/11
Opponent	Jabari Parker (15), Duke, 1/22/14

**Two Players Grabbed 10 Rebounds**

Miami	Rion Brown (10), Tonye Jekiri (10), at North Carolina, 1/8/14
Opponent	Marcus Ginyard (12), John Henson (12), North Carolina, 3/2/10

**Three Players Grabbed 10 Rebounds**

Miami	Mark Richardson (11), Eric Brown (10), Joe Wylie (10) vs. FIU, 3/6/89
Opponent	Matt Harpring (12), Dion Glover (10), Michael Maddox (10), Georgia Tech, 12/2/7/97

**Player Had 10 Assists**

Miami	Durand Scott (10) vs. North Carolina Central, 11/14/09
Opponent	Kendall Marshall (10), North Carolina, 3/11/11

**Player Had 10 Blocks**

Miami	Anthony King (10) vs. Florida Atlantic, 11/29/04
Opponent	Jarvis Varnado (10), Mississippi State, 12/13/07

**Player Had a Double-Double**

Miami	Tonye Jekiri (14 pts, 13 rebs) at NC State, 3/1/14
Opponent	Jabari Parker (17 pts, 15 rebs) Duke, 1/22/14

**Player Had a Triple-Double**

Miami	Anthony King (11 pts, 10 reb, 13 blks) vs. Florida Atlantic, 11/29/04
Opponent	Brendan Haywood (18 pts, 14 reb, 10 blks), North Carolina, 12/4/00

**Two Players Had Double-Doubles**

Miami	Reggie Johnson (22 pts, 11 rebs) & Kenny Kadji (12 pts, 12 rebs), vs. Stetson, 11/9/12
Opponent	Hasheem Thabeet (19 pts, 14 reb), A.J. Price (13 pts, 11 reb), Connecticut, 11/23/08

**Team Scored 100 Points**

Miami	108 vs. Nova Southeastern, 11/16/09
Opponent	105, North Carolina, 1/31/07

**Team Scored 50 Points in a Half**

Miami	51, (2nd half) at Hawaii, 12/22/12
Opponent	51 (2nd half), UCF, 12/18/10

**Team Shot 50 Percent in Both Halves**

Miami	.500 (12-24) / .682 (15-22) at NC State, 3/1/14
Opponent	.538 (14-26) / .500 (16-32) vs. Georgia Tech, 3/6/13

**Team Shot 60 Percent in a Half**

Miami	.682 (15-22), second half, vs. Wake Forest, 3/8/14
Opponent	.619 (13-21), second half, Florida State, 1/15/14

**Team Shot 70 Percent in a Half**

Miami	.739 (17-23), first half, at Florida State, 2/13/13
-------	---

**Team Shot 60 Percent in a Game**

Miami	.638 (30-47), at Florida State, 2/13/13
Opponent	.622 (23-37), Clemson, 12/21/08

**Team Shot Less Than 30 Percent in a Game**

Miami	.261 (12-46), at Virginia, 2/26/14
Opponent	.295 (13-44), Georgia Tech, 1/18/14



Points in the paint-UCF 36,UM 32. Points off turnovers-UCF 12,UM 10.  
2nd chance points-UCF 7,UM 7. Fast break points-UCF 8,UM 10.  
Bench points-UCF 6,UM 19. Score tied-0 times. Lead changed-6 times.  
Last FG-UCF 2nd-00:22,UM 2nd-00:54.  
Largest lead-UCF by 11 2nd-18:09,UM by 5 1st-16:36.



**RV/- George Washington 71, Miami 63 (OT) Game 6**  
**11-28-13 Titan Gym**

Miami 3-3	tot-fg 3-pt					rebounds					a	to	b	s	min	
## Player	fg	fga	fg	fga	fta	of	de	tot	pf	tp						
22 Donnavan Kirk	f	3	8	0	0	0	2	9	11	2	6	0	2	4	0	39
23 Tonye Jekiri	c	1	3	0	0	0	0	1	1	0	2	1	1	1	1	21
15 Rion Brown	g	4	12	1	6	7	3	6	9	2	16	1	0	0	1	34
20 Manu Lecomte	g	2	6	1	2	0	0	2	2	2	5	0	2	0	0	25
25 Garrius Adams	g	4	13	2	4	7	1	3	4	4	17	5	4	0	1	40-
05 Davon Reed	2	7	2	5	0	0	2	2	2	6	2	3	0	2	35	3
21 Erik Swoope	0	0	0	0	0	0	0	0	1	0	0	0	0	0	0	3
35 James Kelly	5	9	0	0	1	2	2	4	6	2	11	0	0	1	0	28
TEAM							2	2								
Totals		21	58	6	17	15	17	12	25	37	15	6	9	12	6	225

TOTAL FG% 1st Half: 11-25 44.0% 2nd Half: 9-25 36.0% Game: 36.2%  
3-Pt. FG% 1st Half: 2-4 50.0% 2nd Half: 4-8 50.0% Game: 35.3%  
F Throw % 1st Half: 2-2 100% 2nd Half: 11-13 84.6% Game: 88.2%

George Washington 5-0																		
##	Player	fg	fga	fg	fga	fta	of	de	tot	pf	tp	a	to	b	s	min		
21	LARSEN, Kevin	f	2	7	0	0	0	0	0	4	4	3	4	0	1	0	1	33
32	ARMWOOD, Isaiah	f	6	10	0	0	0	0	2	9	11	4	12	1	2	3	1	39
01	CREEK, Maurice	g	5	14	2	7	3	4	1	2	3	15	2	0	0	1	33	
11	SAVAGE, Kethan	g	5	10	0	1	1	1	1	2	3	11	2	2	1	1	29	
22	McDONALD, Joe	g	4	7	1	2	1	2	5	5	2	10	3	0	0	3	35	
03	CARTAGENA, Miguel	1	1	1	1	0	0	0	0	0	3	1	1	0	0	0	8	
05	GRIFFIN, Nick	0	0	0	0	0	0	0	0	0	0	0	0	0	0	0	3	
30	MIKIC, Nemanja	6	8	4	5	0	0	0	1	1	2	2	16	1	0	1	0	29
33	MARAGKOS, Paris	0	1	0	0	0	0	0	1	0	1	0	0	0	0	0	2	
34	KOPRIVA, John	0	3	0	0	2	0	2	2	2	0	0	0	0	0	0	14	
TEAM								1	1	2								
Totals		29	61	8	16	5	9	7	25	32	16	71	10	6	5	7	226	

TOTAL FG% 1st Half: 12-28 42.9% 2nd Half: 12-27 44.4% Game: 47.5%  
3-Pt. FG% 1st Half: 3-6 50.0% 2nd Half: 3-7 42.9% Game: 50.0%  
F Throw % 1st Half: 0-0 0.0% 2nd Half: 5-9 55.6% Game: 55.6%

Officials: Mike Scypers, Ken Ditty, Michael Irving  
Technical fouls: University of Miami-None. George Washington-None.  
Attendance: 1966

Score by Periods	1st	2nd	OT	Total
University of Miami	26	33	4	63
George Washington	27	32	12	71

First game of DIRECTV Wooden Legacy Quarterfinals

Points in the paint-UM 22,GW 34. Points off turnovers-UM 17,GW 17.  
2nd chance points-UM 15,GW 6. Fast break points-UM 4,GW 4.  
Bench points-UM 17,GW 19. Score tied-6 times. Lead changed-7 times.  
Last FG-UM OT-00:20, GW OT-01:37.  
Largest lead-UM by 6 1st-17:35, GW by 12 2nd-14:20.

**Nebraska 60, Miami 49 Game 9**  
**12-4-13 Pinnacle Bank Arena**

Miami 5-4		tot-fg 3-pt					rebounds					a	to	b	s	min	
##	Player	f	o	g	fga	fta	of	de	tot	pf	tp						
22	Donnavan Kirk	f	0	4	0	1	1	2	1	3	4	1	0	1	1	1	18
35	James Kelly	f	1	4	0	2	0	0	5	5	0	2	0	1	1	0	28
05	Davon Reed	g	2	11	1	6	0	0	1	1	2	2	5	2	2	0	31
15	Rion Brown	g	8	14	5	11	4	6	0	2	2	4	25	3	2	0	32
25	Garrison Adams	g	0	6	0	2	2	2	5	7	0	2	1	3	0	0	31
04	Raphael Akpejori	0	0	0	0	2	2	1	1	1	4	2	0	0	0	0	8
20	Manu Lecomte	2	4	0	0	1	3	0	2	2	4	5	4	4	0	0	23
21	Erik Swoope	2	5	1	3	0	0	0	2	2	0	5	0	0	0	0	8
23	Tonye Jekiri	1	2	0	0	0	0	0	2	5	7	2	2	1	0	1	21
TEAM																	
Totals		16	50	7	25	10	15	8	26	34	20	49	11	13	3	4	200

TOTAL FG% 1st Half: 6-25 24.0% 2nd Half: 10-25 40.0% Game: 32.0%  
3-Pt. FG% 1st Half: 1-12 8.3% 2nd Half: 6-13 46.2% Game: 28.0%  
F Throw % 1st Half: 0-0 0.0% 2nd Half: 10-15 66.7% Game: 66.7%

Nebraska 6-2		tot-fg 3-pt					rebounds										
##	Player	f	t	fg	fga	ft	fta	of	d	tot	pf	a	t	b	s	min	
31	Shields, Shavon	f	4	13	1	3	0	0	7	7	1	9	2	2	0	1	36
35	Pitchford, Walter	f	4	8	3	6	2	2	5	5	1	13	0	0	0	0	22
00	Webster, Tai	g	1	1	0	0	3	5	0	2	2	4	5	5	0	4	25
05	Petteway, Terran	g	4	10	1	3	5	6	1	2	3	2	14	0	1	1	32
15	Gallegos, Ray	g	3	8	2	7	0	0	5	5	3	8	3	1	0	2	35
01	Biggs, Deverell	0	2	0	1	4	6	0	1	1	4	4	2	1	0	1	18
03	Parker, Benny	0	0	0	0	0	0	0	0	0	0	0	0	0	0	0	9
21	Smith, Leslee	2	4	0	0	3	3	5	5	10	1	7	0	1	2	1	23
TEAM		2 2															
Totals		18 46 7 20 17 22					6 29 35 16 60					12 11 5 10200					

TOTAL FG% 1st Half: 8-25 32.0% 2nd Half: 10-21 47.6% Game: 39.1%  
3-Pt. FG% 1st Half: 4-10 40.0% 2nd Half: 3-10 30.0% Game: 35.0%  
F Throw % 1st Half: 2-3 66.7% 2nd Half: 10-15 78.9% Game: 77.3%

Officials: Gene Steratore, Mark Whitehead, Larry Sciotto  
Technical fouls: University of Miami-None. Nebraska-None.  
Attendance: 15088

Score by Periods	1st	2nd	Total
University of Miami	13	36	49
Nebraska	22	38	60

Actual Attendance: 12,579

Points in the paint-UM 12,NEB 18. Points off turnovers-UM 12,NEB 13.  
2nd chance points-UM 2,NEB 9. Fast break points-UM 0,NEB 6.  
Bench points-UM 14,NEB 11. Score tied-1 time. Lead changed-0 times.  
Last FG-UM 2nd-00:39, NEB 2nd-01:40.  
Largest lead-UM None, NEB by 16 2nd-12:05.

**Miami 48, Cal State Fullerton 46 Game 7**  
**11-29-13 Titan Gym**

Miami 4-3	tot-fg 3-pt					rebounds					a	to	b	s	min	
## Player	f	g	fga	fgt	fta	of	de	tot	pf	tp						
22 Donnavan Kirk	f	2	4	0	0	1	2	0	2	3	5	0	2	1	0	27
25 Garrius Adams	f	3	9	1	6	0	0	1	3	4	0	7	1	3	1	35
35 James Kelly	f	4	7	1	2	1	2	1	6	7	3	10	1	0	2	20
05 Davon Reed	g	4	12	1	6	0	2	0	3	3	1	9	2	1	0	36
15 Rion Brown	g	4	10	3	1	2	2	6	8	2	9	2	4	0	0	34
20 Manu Lecomte	2	4	0	2	0	0	0	3	3	1	4	1	0	0	1	15
21 Erik Swoope	0	0	0	0	0	2	0	2	2	2	0	0	1	0	0	9
23 Tonye Jekiri	2	3	0	0	0	0	4	4	3	4	0	2	0	0	0	20
TEAM							1	2								
Totals		21	49	3	19	3	10	7	28	35	13	48	7	13	4	200

TOTAL FG% 1st Half: 10-22 45.5% 2nd Half: 11-27 40.7% Game: 42.9%  
3-Pt. FG% 1st Half: 1-10 10.0% 2nd Half: 2-9 22.2% Game: 15.8%  
F Throw % 1st Half: 2-4 50.0% 2nd Half: 1-6 16.7% Game: 30.0%

Cal State Fullerton 2-5	tot-fg 3-pt					rebounds					a	to	b	s	min		
## Player	fg	fga	fg	fga	fta	of	de	tot	pf	tp							
00 Horne, Marquis	f	1	8	0	0	0	4	4	3	2	0	0	0	1	32		
13 Boyd, Joe	f	0	2	0	0	0	1	4	5	1	0	0	1	0	17		
10 Williams, Michael	g	6	16	2	9	1	3	0	2	2	1	15	2	1	0	1	36
11 Gentry, Josh	g	1	5	1	3	0	0	1	1	0	3	1	2	0	0	17	
22 Blackwell, Sheldon	g	4	6	1	3	4	6	1	1	2	1	13	6	0	3	32	
01 Brandon, Jared	1	5	0	2	0	0	4	4	0	2	1	1	0	0	0	19	
21 McClellan, Steve	2	2	0	0	0	0	2	2	2	4	0	2	0	1	0	17	
32 Collins, Chris	0	1	0	0	3	4	1	4	5	1	3	1	3	0	0	17	
33 Johnson, James	2	3	0	0	0	0	1	1	4	4	0	1	0	0	0	13	
TEAM							2	3	5								
Totals		17	48	4	18	8	13	5	26	31	13	46	11	11	0	200	

TOTAL FG% 1st Half: 7-24 29.2% 2nd Half: 10-24 41.7% Game: 35.4%  
3-Pt. FG% 1st Half: 1-9 11.1% 2nd Half: 3-9 33.3% Game: 22.2%  
F Throw % 1st Half: 2-4 50.0% 2nd Half: 6-9 66.7% Game: 61.5%

Officials: Mike Eggers, Greg Nixon, Tim Kelly  
Technical fouls: University of Miami-None. Cal State Fullerton-None.  
Attendance: 1857

Score by Periods	1st	2nd	Total
University of Miami	23	25	48
Cal State Fullerton	17	29	46

Consolation 1 (Game 6) DirectV Wooden Legacy ESPN3

Points in the paint-UM 22,CSF 14. Points off turnovers-UM 11,CSF 10.  
2nd chance points-UM 7,CSF 4. Fast break points-UM 4,CSF 4.  
Bench points-UM 8,CSF 13. Score tied-2 times. Lead changed-0 times.  
Last FG-UM 2nd-02:47, CSF 2nd-00:21.  
Largest lead-UM by 17 2nd-08:36, CSF None.

**Virginia Tech 61, Miami 60 (OT) Game 10**  
**12-8-13 BankUnited Center**

Virginia Tech 7-3, 1-0		tot-fg 3-pt					rebounds									
##	Player	fg	fga	fg	fga	fta	of	de	tot	pf	tp	a	to	b	s	min
02	Joey van Zegeren*	4	9	0	0	0	6	4	10	3	8	0	2	2	1	35
11	Devin Wilson	* 0	2	0	0	1	3	0	2	2	4	1	5	1	0	1 40-
25	Will Johnston	* 0	1	0	1	0	0	0	2	2	0	0	0	0	0	0
31	Jarell Eddie	* 9	23	6	14	0	1	7	8	1	24	0	2	0	2	43
33	Marshall Wood	* 3	9	3	6	0	1	5	6	0	9	1	2	0	1	30
03	Adam Smith	* 3	9	2	6	0	0	1	1	0	8	3	0	0	0	27
04	Cadarian Raines	* 0	1	0	0	0	0	1	1	2	0	0	0	0	0	17
15	Ben Emeloug	5	14	1	7	0	1	4	5	0	11	2	2	0	1	34
22	Christiaan Beyer	* 0	1	0	0	0	0	0	1	2	0	0	0	1	0	4
32	Trevor Thompson	0	0	0	0	0	0	0	0	1	0	0	0	0	0	4
TEAM							2 5 7					1				
Totals		24	69	12	34	1 3	11	32	43	13	61	10	13	6	2	224



**Miami 71, La Salle 58**  
**12-22-13**  
**Game 12**  
**BankUnited Center**

La Salle 6-6		tot-fg		3-pt		rebounds											
# Player		fg	fga	fg	fga	fta	of	de	tot	pf	tp	a	to	b	s	min	
00	ZACK, Steve	* 5	10	0	1	2	4	7	11	2	11	1	1	1	0	35	
01	PETERSON, D.J.	* 0	2	0	1	0	0	0	0	4	0	0	2	0	0	19	
03	DUREN, Tyreek	* 7	17	4	7	0	0	5	5	3	18	2	1	1	1	36	
10	MILLS, Sam	* 6	14	3	8	0	0	1	2	3	0	15	2	1	0	34	
25	WRIGHT, Jerrell	* 3	6	0	0	2	3	4	3	7	2	8	0	2	0	29	
05	DUNN, Taylor	* 0	0	0	0	0	0	0	0	0	0	0	0	0	0	3	
21	GARLAND, Tyrone	1	7	0	2	1	2	0	0	0	2	3	3	2	0	23	
23	LEWIS, Khalid	1	4	0	0	0	0	0	0	0	2	2	1	1	0	14	
35	BROWN, Rohan	0	0	0	0	1	2	1	0	1	2	1	0	0	0	7	
TEAM																	
Totals																	
TOTAL FG%		1st Half: 9-28 32.1%		2nd Half: 14-32 43.8%		Game: 38.3%											
3-Pt. FG%		1st Half: 3-10 30.0%		2nd Half: 4-8 50.0%		Game: 38.9%											
F Throw %		1st Half: 3-4 75.0%		2nd Half: 2-5 40.0%		Game: 55.6%											

Miami 7-5		tot-fg		3-pt		rebounds											
# Player		fg	fga	fg	fga	fta	of	de	tot	pf	tp	a	to	b	s	min	
05	Davon Reed	* 3	8	1	5	1	1	0	0	0	2	8	4	1	0	25	
15	Rion Brown	* 6	12	1	5	4	6	4	5	9	0	17	4	2	0	33	
22	Donnavan Kirk	* 4	9	0	2	1	2	4	5	9	2	9	0	1	4	35	
25	Garrus Adams	* 5	10	1	2	2	3	1	2	3	1	13	3	1	0	24	
35	James Kelly	* 4	7	1	1	1	2	0	3	3	1	10	0	2	1	20	
20	Manu Lecomte	2	6	0	1	1	2	1	3	4	3	5	2	0	0	18	
23	Tonye Jekiri	4	7	0	0	1	2	2	5	7	3	9	0	0	1	25	
TEAM																	
Totals																	
TOTAL FG%		1st Half: 15-31 48.4%		2nd Half: 13-28 46.4%		Game: 47.5%											
3-Pt. FG%		1st Half: 3-11 27.3%		2nd Half: 1-5 20.0%		Game: 25.0%											
F Throw %		1st Half: 1-1 100%		2nd Half: 10-17 58.8%		Game: 61.1%											

Officials: Bryan Kersey, Gary Maxwell, James Luckie  
Technical fouls: La Salle-None. University of Miami-None.  
Attendance: 4837

Score by Periods	1st	2nd	Total
La Salle	24	34	58
University of Miami	34	37	71

Points in the paint-LAS 26,UM 32. Points off turnovers-LAS 9,UM 11.  
2nd chance points-LAS 14,UM 17. Fast break points-LAS 10,UM 5.  
Bench points-LAS 6,UM 14. Score tied-2 times. Lead changed-1 time.  
Last FG-LAS 2nd-00:26, UM 2nd-00:35.  
Largest lead-LAS by 5 1st-17:39, UM by 15 2nd-08:41.

**Miami 71, Loyola 48**  
**12-30-13**  
**Game 13**  
**BankUnited Center**

Loyola 5-6		tot-fg		3-pt		rebounds											
# Player		fg	fga	fg	fga	fta	of	de	tot	pf	tp	a	to	b	s	min	
15	Latham, Jordan	f 0	2	0	0	1	1	2	3	0	0	0	0	0	0	11	
21	Jones, Jarred	f 0	2	0	1	1	1	5	6	1	0	0	2	1	1	25	
03	Cormier, Dylon	g 4	12	1	2	2	6	2	3	5	2	11	0	1	0	30	
05	Laster, Eric	g 5	10	3	7	0	0	2	1	3	0	13	0	2	0	21	
12	Williams, R.J.	g 1	5	0	1	1	2	0	0	0	2	3	1	1	0	25	
00	Patton, Jevon	1	1	0	0	1	2	2	0	0	2	3	2	0	0	6	
01	Gorski, Nick	0	3	0	0	0	0	0	0	0	1	0	0	0	0	9	
02	Rashford, Damion	0	3	0	0	1	2	0	0	0	0	1	0	0	0	11	
10	Brito, Denzel	1	3	0	2	0	0	0	2	2	0	2	4	2	0	12	
11	Tuohy, Sean Jr.	0	0	0	0	0	0	0	0	0	0	0	0	0	0	3	
13	Rassman, Franz	2	4	0	0	0	0	2	1	3	2	4	1	1	0	10	
23	Hubbard, Tyler	4	8	2	5	0	0	1	1	2	3	10	0	0	0	15	
34	Onyuke, Chido	0	0	0	0	0	0	0	0	0	0	0	0	0	0	2	
42	Forsy, Josh	0	0	0	0	0	0	0	1	1	0	0	0	0	1	10	
TEAM																	
Totals																	
TOTAL FG%		1st Half: 8-27 29.6%		2nd Half: 10-26 38.5%		Game: 34.0%											
3-Pt. FG%		1st Half: 2-7 28.6%		2nd Half: 4-11 36.4%		Game: 33.3%											
F Throw %		1st Half: 2-6 33.3%		2nd Half: 4-8 50.0%		Game: 42.9%											

Miami 8-5		tot-fg		3-pt		rebounds											
#	Player	fg	fga	fg	fga	fta	of	de	tot	pf	tp	a	to	b	s	min	
22	Donnavan Kirk	f 5	9	0	0	2	5	4	9	2	12	1	0	0	0	17	
35	James Kelly	f 5	8	1	1	0	0	2	4	6	2	11	0	1	0	29	
05	Davon Reed	g 1	6	1	5	5	5	0	2	2	0	8	7	3	0	2	31
15	Rion Brown	g 6	11	4	6	1	2	2	7	9	2	17	1	2	0	37	
25	Garrus Adams	g 2	5	0	2	0	0	0	3	3	1	4	3	1	0	1	28
03	Steve Sorenson	0	0	0	0	0	0	0	0	0	0	0	0	0	0	1	
04	Raphael Akpejori	0	0	0	0	0	0	0	1	1	0	0	0	0	0	8	
11	Mike Fernandez	0	0	0	0	0	0	0	0	0	0	0	0	2	0	2	
12	Justin Heller	0	0	0	0	0	0	0	1	1	0	0	0	1	0	2	
20	Manu Lecomte	2	3	1	1	1	2	0	0	0	2	6	3	0	0	1	20
21	Erik Swoope	1	1	0	0	1	2	1	1	0	3	0	2	1	0	12	
23	Tonye Jekiri	4	5	0	0	2	4	1	3	4	5	10	2	1	2	1	23
TEAM																	
Totals		26		48		7		15		12		20		38		14	
TOTAL FG%		1st Half: 15-25 60.0%		2nd Half: 11-23 47.8%												Game: 54.2%	
3-Pt. FG%		1st Half: 5-9 55.6%		2nd Half: 2-6 33.3%												Game: 46.7%	
F Throw %		1st Half: 8-13 61.5%		2nd Half: 4-7 57.1%												Game: 60.0%	
Officials: Brian O'Connell, Dwayne Gladden, Bernard Clinton																	
Technical fouls: Loyola-None. University of Miami-None.																	
Attendance: 5166																	
Score by Periods		1st		2nd		Total											
Loyola		20		28		48											
University of Miami		43		28		71											

Officials: Brian O'Connell, Dwayne Gladden, Bernard Clinton  
Technical fouls: Loyola-None. University of Miami-None.  
Attendance: 5166  
Score by Periods 1st 2nd Total  
Loyola 20 28 48  
University of Miami 43 28 71

**Miami 63, RV/RV North Carolina 57**  
**1-8-14**  
**Game 15**  
**Dean Smith Center**

Miami 9-6, 1-2 ACC		tot-fg 3-pt					rebounds										
#	Player	fg	fga	fg	fga	fta	of	de	tot	pf	tp	a	to	b	s	min	
22	Donnavan Kirk	f	3	5	1	3	0	1	2	3	5	7	0	0	1	20	
35	James Kelly	f	0	1	0	1	1	2	1	1	2	1	0	0	1	10	
05	Davon Reed	g	0	3	0	1	0	0	2	2	0	0	0	2	0	10	
15	Rion Brown	g	7	14	2	6	3	6	1	9	10	4	9	0	1	31	
25	Garrison Adams	g	3	8	1	4	2	6	1	2	3	0	0	6	3	0	37
40	Raphael Akpejori	g	0	0	0	0	0	1	0	1	0	0	0	0	0	0	0
20	Manu Lecomte	g	2	7	1	1	6	8	0	3	3	2	11	7	2	0	28
28	Erik Swoope	g	5	8	0	1	4	4	1	3	4	2	2	1	3	2	25
23	Tonye Jekiri	g	1	4	0	0	0	0	3	7	10	4	2	1	1	3	27
TEAM							1										
Totals		21 50 15 17 1626					9 29 38 19 63					15 13 7 7 200					
TOTAL FG%		1st Half: 11-29 37.9%					2nd Half: 10-21 47.6%					Game: 42.0%					
3-Pt. FG%		1st Half: 4-12 33.3%					2nd Half: 1-5 20.0%					Game: 29.4%					
F Throw %		1st Half: 3-6 50.0%					2nd Half: 13-20 65.0%					Game: 61.5%					



**No. 18 Duke 67, Miami 46**  
**1-22-14****Game 18**  
**BankUnited Center**

Duke 15-4, 4-2		tot-fg 3-pt					rebounds															
#	Player	f	g	a	fg	fga	f	g	a	ft	fta	of	de	tot	p	f	t	a	b	s	min	
01	Jabari Parker	*	12	0	3	7	8	6	9	15	1	17	0	4	3	0	32	0	4	3	0	32
02	Quinn Cook	*	3	8	2	5	0	0	0	0	0	3	8	4	2	0	0	26	4	2	0	26
05	Rodney Hood	*	5	8	2	4	0	0	0	6	6	1	12	3	0	0	2	32	0	2	32	32
13	Matt Jones	*	1	5	1	3	2	2	1	1	2	1	5	0	0	0	0	16	0	0	0	16
21	Amile Jefferson	*	4	7	0	0	0	0	4	3	7	2	8	0	1	3	1	32	0	1	3	32
03	Tyler Thornton	0	2	0	0	0	0	0	0	1	1	0	1	0	1	0	0	13	0	1	0	13
14	Rasheed Sulaimon	3	6	1	3	2	5	0	0	0	0	2	9	4	1	0	0	23	4	1	0	23
15	Josh Hairston	1	2	0	0	0	0	1	0	1	4	2	9	4	1	0	0	8	0	0	0	8
20	Semi Ojeleye	0	0	0	0	0	0	0	1	1	0	0	0	0	0	0	0	1	0	0	0	1
34	Andre Dawkins	2	6	2	6	0	0	0	0	0	0	1	6	0	0	0	0	3	10	0	3	10
40	Marshall Plumlee	0	0	0	0	0	0	0	2	2	1	0	0	0	1	0	7	0	1	0	7	
TEAM																						
Totals		24 56 8 25 1115					15 27 42 17 67					12 9 7 7 200										

TOTAL FG% 1st Half: 13-31 41.9% 2nd Half: 11-25 44.0% Game: 42.9%  
3-Pt. FG% 1st Half: 4-16 25.0% 2nd Half: 4-9 44.4% Game: 32.0%  
F Throw % 1st Half: 3-4 75.0% 2nd Half: 8-11 72.7% Game: 73.3%

Miami 10-8, 2-4		tot fg 3-pt					rebounds																
#	Player	f	g	a	fg	fga	f	g	a	ft	fta	of	de	tot	p	f	t	a	b	s	min		
15	Rion Brown	*	1	6	0	3	0	0	1	2	3	3	2	0	0	0	1	27	0	0	0	1	27
20	Manu Lecomte	*	1	2	0	0	2	2	0	0	0	2	4	2	6	0	0	23	2	6	0	0	23
22	Donnavan Kirk	*	5	11	1	3	0	0	1	0	1	2	11	0	1	0	0	29	0	1	0	0	29
23	Tonye Jekiri	*	4	7	0	0	0	1	3	6	9	1	8	0	1	1	1	26	0	1	1	1	26
25	Garrus Adams	*	3	11	0	2	2	2	0	2	2	8	3	1	0	1	1	35	3	1	0	1	35
04	Raphael Akpejori	0	0	0	0	0	0	0	0	1	1	2	0	0	0	0	0	8	0	0	0	0	8
05	Davon Reed	1	4	0	0	0	0	1	1	1	2	1	2	0	0	0	0	15	2	0	0	0	15
21	Erik Swoope	0	3	0	0	0	3	6	2	2	4	0	3	1	0	0	0	21	0	1	0	0	21
35	James Kelly	2	4	1	2	3	4	0	2	2	1	8	0	1	1	0	0	16	1	0	1	0	16
TEAM																							
Totals		17 48 2 10 1016					9 19 28 14 46					6 11 2 4 200											

TOTAL FG% 1st Half: 9-22 40.9% 2nd Half: 8-26 30.8% Game: 35.4%  
3-Pt. FG% 1st Half: 1-6 16.7% 2nd Half: 1-4 25.0% Game: 20.0%  
F Throw % 1st Half: 2-3 66.7% 2nd Half: 8-13 61.5% Game: 62.5%

Officials: Mike Eades, James Luckie, Tony Green  
Technical fouls: Duke-Jabari Parker. University of Miami-None.  
Attendance: 7972

Score by Periods	1st	2nd	Total
Duke	33	34	67
University of Miami	21	25	46

Points in the paint-DU 26,UM 16. Points off turnovers-DU 8,UM 8.  
2nd chance points-DU 22,UM 7. Fast break points-DU 4,UM 2.  
Bench points-DU 17,UM 13. Score tied-0 times. Lead changed-1 time.  
Last FG-DU 2nd-01:11, UM 2nd-00:56.  
Largest lead-DU by 23 2nd-01:11, UM by 2 1st-18:41.

**No. 2 Syracuse 64, Miami 52**  
**1-25-14****Game 19**  
**BankUnited Center**

Syracuse 19-0, 6-0		tot-fg 3-pt					rebounds															
#	Player	f	g	a	fg	fga	f	g	a	ft	fta	of	de	tot	p	f	t	a	b	s	min	
03	Jerami Grant	* 3	8	0	0	8	12	3	5	8	2	14	1	1	1	2	37	0	0	0	0	37
05	C.J. Fair	* 5	12	1	2	4	5	3	4	7	1	15	3	0	0	0	40	0	3	0	0	40
10	Trevor Cooney	* 3	6	3	6	2	2	1	1	2	1	11	0	0	0	1	37	0	0	0	1	37
11	Tyler Ennis	* 5	11	1	2	3	4	1	4	5	1	14	4	2	0	0	37	0	0	0	0	37
25	Rakeem Christmas	* 3	6	0	0	0	2	0	3	3	2	6	0	0	0	1	21	0	0	0	1	21
00	Michael Gbinije	0	1	0	1	0	0	0	0	0	0	0	0	0	0	0	1	0	0	0	1	19
12	Baye Moussa Keita	2	3	0	0	0	2	4	2	6	3	4	1	1	1	1	6	1	1	1	1	6
21	Tyler Roberson	0	0	0	0	0	0	0	1	1	1	0	0	1	0	0	3	0	1	0	0	3
TEAM																						
Totals		21 47 5 11 1727					14 25 39 11 64					9 5 3 3 200										

TOTAL FG% 1st Half: 11-20 55.0% 2nd Half: 10-27 37.0% Game: 44.7%  
3-Pt. FG% 1st Half: 3-4 75.0% 2nd Half: 2-7 28.6% Game: 45.5%  
F Throw % 1st Half: 6-13 46.2% 2nd Half: 11-14 78.6% Game: 63.0%

Miami 10-9, 2-5		tot-fg 3-pt					rebounds															
#	Player	f	g	a	fg	fga	f	g	a	ft	fta	of	de	tot	p	f	t	a	b	s	min	
15	Rion Brown	* 5	9	3	5	0	0	2	6	8	2	13	2	1	0	1	38	0	0	0	1	38
20	Manu Lecomte	* 1	2	1	2	0	0	0	0	1	3	1	0	0	0	0	20	0	1	0	0	20
22	Donnavan Kirk	* 1	5	0	1	1	2	0	1	1	2	3	0	1	1	0	20	0	1	0	0	20
23	Tonye Jekiri	* 1	4	0	0	1	4	3	2	5	4	3	4	0	0	0	27	0	0	0	0	27
25	Garrus Adams	* 3	10	2	5	0	0	1	1	3	8	4	1	0	0	0	35	4	1	0	0	35
04	Raphael Akpejori	0	0	0	0	0	0	0	1	1	1	0	0	0	0	0	7	0	0	0	0	7
05	Davon Reed	5	8	3	4	3	3	0	2	2	3	16	0	2	1	0	25	0	2	1	0	25
21	Erik Swoope	0	2	0	0	0	0	0	0	0	1	0	0	0	0	0	3	0	0	0	0	3
35	James Kelly	2	6	0	0	2	2	0	3	3	3	6	1	0	0	0	25	0	1	0	0	25
TEAM																						
Totals		18 46 9 17 7 11 5					19 24 20 52					12 5 3 1 200										

TOTAL FG% 1st Half: 9-24 37.5% 2nd Half: 9-22 40.9% Game: 39.1%  
3-Pt. FG% 1st Half: 5-9 55.6% 2nd Half: 4-8 50.0% Game: 52.9%  
F Throw % 1st Half: 3-4 75.0% 2nd Half: 4-7 57.1% Game: 63.6%

Officials: Bryan Kersey, Tim Nestor, Bill Covington  
Technical fouls: Syracuse-None. University of Miami-None.  
Attendance: 7122

Score by Periods	1st	2nd	Total
Syracuse	31	33	64
University of Miami	26	26	52

Points in the paint-SU 24,UM 8. Points off turnovers-SU 7,UM 8.  
2nd chance points-SU 13,UM 3. Fast break points-SU 3,UM 4.  
Bench points-SU 4,UM 22. Score tied-4 times. Lead changed-3 times.  
Last FG-SU 2nd-02:25, UM 2nd-00:46.  
Largest lead-SU by 18 1st-08:21, UM by 2 1st-19:35.

**Miami 64, Norfolk State 49**  
**2-1-14****Game 21**  
**BankUnited Center**

Norfolk State 12-10		tot-fg 3-pt					rebounds																
#	Player	f	g	a	fg	fga	f	g	a	ft	fta	of	de	tot	p	f	t	a	b	s	min		
00	LILA-ST.ROSE,Kievyn	*	1	5	1	4	0	0	0	1	3	0	0	0	0	1	3	0	0	0	0	15	
03	FUENTES,Jamel	*	1	5	0	0	2	4	1	3	4	1	4	5	2	0	1	3	6	0	1	36	
11	WILLIAMS,Pendarvis	*	8	21	3	11	2	2	1	3	4	4	21	0	3	0	2	40-	0	3	0	2	40-
23	GOODE,Brandon	*	6	8	0	0	2	3	5	7	3	14	0	1	0	0	1	0	0	0	37		
35	GASTON,RaShid	*	0	2	0	0	0	0	1	1	2	1	0	0	0	1	0	0	0	0	13		
04	PHILIPS,Marese		1	4	0	1	1	1	3	1	4	3	3	0	0	4	21	0	0	0	0	21	
05	ALEXIS,Anell		0	6	0	2	2	2	1	0	1	1	2	3	1	0	0	0	0	0	18		
31	MAYE,Riley		1	5	0	0	0	0	1	0	1	0	2	0	0	1	0	0	0	0	17		
32	VINOGRADOVAS,Paulius	0	0	0	0	0	0	0	0	0	0	2	0	0	0	0	0	0	0	0	3		
Team																							
Totals		18	56	4	18	9	12	14	25	29	17	49	11	9	0	7	200						



**Miami 77, Florida State 73**  
**2-10-14****Game 24**  
**Tucker Center**

Miami 12-12, 3-8		tot-fg 3-pt				rebounds											
##	Player	f	g	fga	fgt	fta	of	de	tot	pf	tp	a	to	b	s	min	
04	Raphael Akpejori	f	2	2	0	0	3	2	1	3	5	4	0	1	3	0	21
21	Erik Swoope	f	3	0	1	0	0	0	1	1	2	0	2	0	1	1	25
22	Donnavan Kirk	f	6	7	2	2	2	2	0	1	1	3	16	0	1	1	28
15	Rion Brown	g	3	11	2	8	6	8	0	5	5	1	14	1	0	1	33
25	Garrus Adams	g	3	11	2	2	4	5	3	2	5	1	12	3	2	0	34
05	Davon Reed	2	4	0	1	3	4	1	1	2	0	7	2	0	1	0	16
20	Manu Lecomte	1	3	0	0	4	4	0	0	0	1	6	3	1	0	1	14
23	Tonye Jekiri	5	6	0	0	5	7	2	4	6	3	15	0	2	2	1	26
35	James Kelly	1	1	1	1	0	0	0	0	0	0	3	0	0	0	0	3
TEAM																	
Totals		23	48	7	15	2433	10	17	27	16	77	11	7	8	3	200	

TOTAL FG% 1st Half: 12-25 48.0% 2nd Half: 11-23 47.8% Game: 47.9%  
3-Pt. FG% 1st Half: 5-8 62.5% 2nd Half: 2-7 28.6% Game: 46.7%  
F Throw % 1st Half: 5-5 100% 2nd Half: 19-28 67.9% Game: 72.7%

FSU 14-10, 5-7		tot-fg 3-pt				rebounds												
##	Player	f	g	a	fg	fga	fgt	fta	of	de	tot	pf	tp	a	to	b	s	min
10	White, Okaro	c	5	9	0	1	4	5	3	4	7	3	14	2	2	0	0	31
50	Ojo, Michael	c	0	0	0	0	0	0	0	1	1	3	0	0	1	0	0	5
01	Bookert, Devon	g	7	14	2	7	12	2	2	3	5	1	17	5	0	0	0	30
25	Thomas, Aaron	g	6	12	2	4	2	2	1	1	2	3	16	1	2	1	2	36
32	Brandon, Montay	g	0	4	0	2	2	4	0	2	2	5	2	1	1	0	1	25
05	Smith, Jaquez	1	2	0	0	0	0	0	0	1	1	0	2	0	0	0	0	6
14	Gilchrist, Robert	0	0	0	0	0	0	0	0	0	0	0	0	0	0	0	0	3
15	Bojanovsky, Boris	4	5	0	0	1	1	4	2	6	3	9	1	3	2	0	0	30
30	Miller, Ian	5	10	3	6	0	0	0	0	3	3	4	13	0	2	0	0	34
TEAM																		
Totals		28 56 7 20 1014				12 20 32 22 73				10 11 3 3 200								

TOTAL FG% 1st Half: 11-23 47.8% 2nd Half: 17-33 51.5% Game: 50.0%  
3-Pt. FG% 1st Half: 4-10 40.0% 2nd Half: 3-10 30.0% Game: 35.0%  
F Throw % 1st Half: 0-0 0.0% 2nd Half: 10-14 71.4% Game: 71.4%

Officials: Karl Hess, Mike Eades, Les Jones  
Technical fouls: University of Miami-None. Florida State-None.  
Attendance: 7641  
**Score by Periods**  
University of Miami 34 43 77  
Florida State 26 47 73

Points in the paint-UM 20,FS 32. Points off turnovers-UM 8,FS 8.  
2nd chance points-UM 9,FS 12. Fast break points-UM 2,FS 2.  
Bench points-UM 31,FS 24. Score tied-1 time. Lead changed-0 times.  
Last FG-UM 2nd-02:03, FS 2nd-00:09.  
Largest lead-UM by 13 2nd-18:03, FS None.

**Virginia Tech 52, Miami 45**  
**2-15-14****Game 25**  
**Cassell Coliseum**

Miami 12-13, 3-9		tot-fg 3-pt				rebounds												
##	Player	f	g	a	fg	fga	ft	fta	of	de	tot	pf	tp	a	to	b	s	min
04	Raphael Akpejori	f	0	1	0	0	1	2	1	1	2	3	1	0	0	2	0	21
21	Erik Swoope	f	2	5	0	0	2	3	1	4	1	4	0	0	0	0	0	18
22	Donnavan Kirk	f	0	3	0	3	1	2	3	3	6	1	1	0	0	0	0	26
15	Rion Brown	g	4	16	3	12	1	2	4	6	10	3	12	1	2	0	0	37
25	Garrus Adams	g	4	12	0	5	5	7	1	6	7	4	13	4	0	0	1	38
05	Davon Reed	2	8	1	6	0	0	0	1	1	2	3	5	0	0	0	0	9
20	Manu Lecomte	0	5	0	3	0	0	0	0	0	1	0	2	1	0	0	0	19
23	Tonye Jekiri	0	0	0	0	0	2	0	3	3	1	0	0	0	0	0	0	11
35	James Kelly	3	8	3	5	0	0	1	4	5	3	9	1	0	0	1	0	21
TEAM		1 1 2																
Totals		15 58 7 34 8 17				15 26 41 20 45				8 3 2 2 200								

TOTAL FG% 1st Half: 5-27 18.5% 2nd Half: 10-31 32.3% Game: 25.9%  
3-Pt. FG% 1st Half: 3-17 17.6% 2nd Half: 4-17 23.5% Game: 20.6%  
F Throw % 1st Half: 2-4 50.0% 2nd Half: 6-13 46.2% Game: 47.1%

VT 9-15, 2-10		tot-fg 3-pt						rebounds										
##	Player	f	g	a	fg	fga	ft	fta	of	de	tot	pf	tp	a	to	b	s	min
02	Joey van Zegeren	f	2	6	0	0	1	0	6	6	4	4	0	1	2	0	22	
31	Jarell Eddie	f	2	7	2	5	1	2	0	2	2	1	7	0	1	0	37	
32	Trevor Thompson	f	3	8	0	0	2	4	3	9	12	3	8	0	2	1	27	
13	Devin Wilson	g	2	9	0	2	8	11	0	3	3	1	12	9	2	0	39	
15	Ben Emelogu	g	3	6	2	4	1	2	0	3	3	3	9	2	0	1	30	
22	Christian Beyer	0	0	0	0	0	0	0	0	1	1	0	0	0	1	0	5	
25	Will Johnston	0	1	0	1	0	0	0	0	3	3	2	0	0	0	0	18	
42	C.J. Barksdale	5	9	2	3	0	0	4	3	7	2	12	0	0	1	0	22	
TEAM																		
Totals		17 46 6 15 1220 8 31 39 16 52 11 8 5 2 200																

TOTAL FG% 1st Half: 8-22 36.4% 2nd Half: 9-24 37.5% Game: 37.0%  
3-Pt. FG% 1st Half: 3-6 50.0% 2nd Half: 3-9 33.3% Game: 40.0%  
F Throw % 1st Half: 0-1 0.0% 2nd Half: 12-19 63.2% Game: 60.0%

Officials: Bryan Kersey, Dwayne Gladden, Jeff Clark  
Technical fouls: University of Miami-None. Virginia Tech-None.  
Attendance: 5105  
**Score by Periods**  
University of Miami 15 30 45  
Virginia Tech 19 33 52

Points in the paint-UM 14,VT 20. Points off turnovers-UM 2,VT 6.  
2nd chance points-UM 10,VT 6. Fast break points-UM 2,VT 4.  
Bench points-UM 14,VT 12. Score tied-1 time. Lead changed-1 time.  
Last FG-UM 2nd-00:35, VT 2nd-02:02.  
Largest lead-UM by 3 1st-18:30, VT by 12 1st-09:16.

**Miami 71, Notre Dame 64**  
**2-19-14****Game 26**  
**BankUnited Center**

Notre Dame 14-13, 5-9		fg tot-fg 3-pt				rebounds												
##	Player	f	g	a	fg	fga	fga	fta	of	de	tot	pf	tp	a	to	b	s	min
00	Eric Atkins	*	2	8	1	5	0	0	0	0	3	5	3	0	0	1	36	
11	Garrick Sherman	*	3	9	0	0	1	2	2	1	3	7	1	1	0	0	28	
24	Pat Connaughton	*	8	12	6	7	0	0	1	1	2	22	4	1	2	3	40	
30	Zach Auguste	*	0	0	0	0	0	0	1	0	1	0	0	0	0	0	8	
32	Steve Vasturia	*	1	6	1	4	2	4	0	0	2	5	3	1	0	2	26	
03	V.J. Beachem		3	8	2	6	0	0	0	1	2	8	1	1	0	0	14	
20	Austin Burgett		0	2	0	1	0	0	0	0	0	0	0	0	0	0	3	
23	Demetrius Jackson		7	13	5	0	0	1	2	3	4	17	5	1	0	1	27	
25	Tom Knight		0	2	0	0	0	0	2	4	6	1	0	0	1	1	18	
TEAM																		
Totals		24	60	1328	3	6			12	14	26	17	64	17	6	3	7	200

TOTAL FG% 1st Half: 9-31 29.0% 2nd Half: 15-29 51.7% Game: 40.0%  
3-Pt. FG% 1st Half: 6-12 50.0% 2nd Half: 7-16 43.8% Game: 46.4%  
F Throw % 1st Half: 2-4 50.0% 2nd Half: 1-2 50.0% Game: 50.0%

Miami 13-13, 4-9 ACC		tot-fg 3-pt					rebounds											
#	Player	f	g	a	fg	fga	ft	a	of	de	tot	pf	tp	a	to	b	s	min
04	Raphael Akpejori	*	0	2	0	0	3	4	0	4	1	3	0	0	1	0	24	
15	Rion Brown	*	6	13	3	7	6	6	3	8	11	1	21	5	3	0	35	
21	Erik Swoope	*	2	4	0	0	3	4	1	2	3	7	0	1	1	0	30	
22	Donnavan Kirk	*	2	3	0	0	0	0	1	0	1	4	0	0	0	0	20	
25	Garrus Adams	*	6	8	2	3	0	0	2	4	6	0	14	5	1	0	30	
05	Davon Reed	3	10	2	4	4	4	0	3	3	1	12	0	2	0	1	24	
20	Manu Lecomte	3	5	2	3	0	0	1	0	1	8	2	3	0	0	22		
23	Tonye Jekiri	1	3	0	0	0	0	2	4	6	2	2	1	1	2	15		
TEAM									1		1				1			
Totals			23	48	9	17	16	18	11	25	36	10	71	14	12	3	3	200

TOTAL FG% 1st Half: 13-21 61.9% 2nd Half: 10-27 37.0% Game: 47.9%  
3-Pt. FG% 1st Half: 6-8 75.0% 2nd Half: 3-9 33.3% Game: 52.9%  
F Throw % 1st Half: 6-8 75.0% 2nd Half: 10-10 100% Game: 88.9%

Officials: Les Jones, Brian Dorsey, Gary Maxwell  
Technical fouls: Notre Dame-None. University of Miami-None.  
Attendance: 5133  
**Score by Periods**  
Notre Dame 26 38 64  
University of Miami 38 33 71



Clemson 58, Miami 54  
3-4-14 Littlejohn Coliseum

Miami 15-15, 6-11 ACC		tot-fg 3-pt		rebounds											
#	Player	fg	fga	fg	fga	ft	fta	of	de	tot	pf	tp	a	to	b
21	Erik Swoope	f	7	10	0	0	0	3	2	5	1	14	1	2	0
23	Tonye Jekiri	c	1	1	0	0	0	0	2	2	4	2	0	0	0
15	Rion Brown	g	9	17	1	5	2	4	0	2	2	4	21	3	1
20	Manu Lecomte	g	2	6	0	2	0	0	1	1	2	2	4	1	0
25	Garrius Adams	g	4	7	0	1	0	4	0	5	5	2	8	2	1
04	Raphael Akpejori	0	0	0	0	0	0	0	0	0	0	0	1	0	0
05	Davon Reed	1	4	1	3	0	0	0	1	1	0	3	0	0	0
22	Donnavan Kirk	0	1	0	0	0	0	1	2	3	1	0	0	1	0
35	James Kelly	1	4	0	1	0	0	1	1	2	1	2	1	0	0
TEAM															
Totals		25	50	2	12	2	8	6	17	23	16	54	8	5	1
TOTAL FG%		1st Half: 13-25 52.0%		2nd Half: 12-25 48.0%		Game: 50.0%									
3-Pt. FG%		1st Half: 1-3 33.3%		2nd Half: 1-9 11.1%		Game: 16.7%									
F Throw %		1st Half: 0-3 0.0%		2nd Half: 2-5 40.0%		Game: 25.0%									

Clemson 19-10, 10-7		tot-fg 3-pt		rebounds											
#	Player	fg	fga	fg	fga	ft	fta	of	de	tot	pf	tp	a	to	b
05	BLOSSOMGAME, J. f	1	3	0	1	1	2	2	6	8	1	3	0	0	0
32	McDANIELS, K.J. f	6	12	0	2	0	0	4	5	9	2	12	1	2	1
35	NNOKO, Landry c	3	4	0	0	0	1	1	5	6	1	6	0	0	3
12	HALL, Rod	g	4	8	0	2	6	8	0	2	2	2	14	6	4
21	HARRISON, D. g	3	8	2	5	4	5	0	0	0	1	12	0	1	1
01	AJUKWA, Austin	0	1	0	0	0	0	0	1	1	0	0	0	0	0
03	FILER, Adonis	3	4	1	1	1	1	0	0	0	0	1	8	2	1
20	ROPER, Jordan	0	1	0	0	0	0	0	0	0	0	0	0	0	0
33	SMITH, Josh	0	0	0	0	0	0	0	0	0	0	0	0	0	0
42	DJAMBO, Ibrahim	1	3	1	3	0	0	0	1	1	0	3	0	0	1
50	DJITTE, Sidy	0	0	0	0	0	0	1	0	1	0	0	0	0	0
TEAM															
Totals		21	44	4	14	12	17	9	22	31	8	58	9	9	6
TOTAL FG%		1st Half: 11-22 50.0%		2nd Half: 10-22 45.5%		Game: 47.7%									
3-Pt. FG%		1st Half: 1-7 14.3%		2nd Half: 3-7 42.9%		Game: 28.6%									
F Throw %		1st Half: 4-4 100%		2nd Half: 8-13 61.5%		Game: 70.6%									

Officials: Roger Ayers, Tony Greene, Terry Wymer  
Technical fouls: University of Miami-None. Clemson-None.

Attendance: 7071

Score by Periods	1st	2nd	Total
University of Miami	27	27	54
Clemson	27	31	58

Flagrant one foul charged to Miami #15 at 8:01 mark of first half.

Points in the paint-UM 40,CU 26. Points off turnovers-UM 7,CU 11.

2nd chance points-UM 4,CU 6. Fast break points-UM 0,CU 4.

Bench points-UM 5,CU 11. Score tied-8 times. Lead changed-3 times.

Last FG-UM 2nd-00:00, CU 2nd-03:06.

Largest lead-UM by 7 1st-11:28, CU by 9 2nd-05:33.

Miami 69, Wake Forest 56  
3-8-14 BankUnited Center

Wake Forest 16-15 (6-12)		tot-fg 3-pt		rebounds											
#	Player	fg	fga	fg	fga	ft	fta	of	de	tot	pf	tp	a	to	b
00	Miller-McIntyre, *	1	5	0	1	0	2	0	1	1	4	2	6	1	0
02	Thomas, Devin	* 1	4	0	1	3	4	1	2	3	2	5	0	0	0
13	Williams,Coron	* 6	10	5	8	0	0	1	3	4	2	17	2	0	1
30	McKie,Travis	* 2	6	1	4	0	0	0	2	2	1	5	1	0	0
45	Adala Moto,A	* 4	8	0	0	0	2	2	2	4	3	8	2	2	0
01	Jones,Madison	0	1	0	0	0	0	0	1	1	0	0	0	2	0
20	Overton,Miles	1	5	1	2	0	0	0	1	1	2	3	3	0	0
31	Washington,Andre	0	0	0	0	0	0	0	1	1	0	0	0	0	1
33	Rountree,Aaron	3	4	0	0	0	0	0	0	0	0	6	0	2	1
34	Cavanaugh,Tyler	3	5	1	1	1	2	0	0	0	3	8	2	1	0
43	VanHorn,Trent	1	1	0	0	0	0	0	0	0	0	2	0	0	0
TEAM															
Totals		22	49	8	17	4	10	6	13	19	17	56	16	8	3
TOTAL FG%		1st Half: 9-23 39.1%		2nd Half: 13-26 50.0%		Game: 44.9%									
3-Pt. FG%		1st Half: 4-7 57.1%		2nd Half: 4-10 40.0%		Game: 47.1%									
F Throw %		1st Half: 1-6 16.7%		2nd Half: 3-4 75.0%		Game: 40.0%									

Miami 16-15 (7-11)		tot-fg 3-pt		rebounds											
#	Player	fg	fga	fg	fga	ft	fta	of	de	tot	pf	tp	a	to	b
04	Raphael Akpejori*	0	1	0	0	0	0	0	1	1	0	0	0	0	1
12	Justin Heller	* 0	2	0	2	0	0	0	0	0	1	0	0	0	0
15	Rion Brown	* 8	15	2	8	1	3	1	2	3	0	19	3	2	0
21	Erik Swoope	* 4	6	0	0	2	4	0	2	2	2	10	2	1	0
25	Garrius Adams	* 6	8	1	1	9	9	3	4	7	1	22	2	3	0
05	Davon Reed	1	3	1	2	0	0	1	0	1	0	3	1	0	0
20	Manu Lecomte	4	7	1	2	0	1	2	3	5	1	9	6	4	0
22	Donnavan Kirk	0	1	0	0	0	0	0	2	2	2	0	0	2	0
23	Tonye Jekiri	3	4	0	0	0	0	4	5	9	3	6	1	0	3
35	James Kelly	0	3	0	1	0	0	1	3	4	1	0	0	0	0
TEAM															
Totals		26	50	5	16	12	17	14	24	38	11	69	15	12	4
TOTAL FG%		1st Half: 11-28 39.3%		2nd Half: 15-22 68.2%		Game: 52.0%									
3-Pt. FG%		1st Half: 4-13 30.8%		2nd Half: 1-3 33.3%		Game: 31.3%									
F Throw %		1st Half: 3-5 60.0%		2nd Half: 9-12 75.0%		Game: 70.6%									

Officials: Tim Nestor, Gary Maxwell, Tim Kelly  
Technical fouls: Wake Forest-None. University of Miami-None.

Attendance: 5811

Score by Periods	1st	2nd	Total
Wake Forest	23	33	56
University of Miami	29	40	69

Points in the paint-WF 22,UM 30. Points off turnovers-WF 10,UM 11.

2nd chance points-WF 5,UM 16. Fast break points-WF 6,UM 8.

Bench points-WF 19,UM 18. Score tied-1 time. Lead changed-3 times.

Last FG-WF 2nd-00:22, UM 2nd-01:00.

Largest lead-WF by 5 1st-14:54, UM by 20 2nd-03:22.





# HEAD COACH JIM LARRAÑAGA

Third Season | Providence, 1971

Hometown: The Bronx, N.Y. | Head Coach: American International, 1977-79 | Bowling Green, 1986-97 | George Mason, 1997-2011 | Miami, 2011-present

## LARRAÑAGA'S CAREER

### Head Coach

2011-pres. Miami  
1997-2011 George Mason  
1986-97 Bowling Green  
1977-79 American International

### Assistant

1979-86 Virginia  
1971-76 Davidson

### Player / Coach

1977 Geronimo Basketball Club (Belgium)

## EDUCATION

Providence College, 1971, B.A. Economics  
Archbishop Malloy High School, 1967

## NCAA APPEARANCES

1999 - George Mason  
2001 - George Mason  
2006 - George Mason (Final Four)  
2008 - George Mason  
2011 - George Mason  
2013 - Miami (Sweet 16)

## NIT APPEARANCES

1990 - Bowling Green  
1991 - Bowling Green  
1997 - Bowling Green  
2002 - George Mason  
2004 - George Mason  
2009 - George Mason  
2012 - Miami

## PLAYING CAREER

Geronimo Basketball Club (Belgium) 1976-77  
Providence College, 1967-71  
Archbishop Molloy, 1963-67

## MISCELLANEOUS

AP, Naismith, Henry Iba Coach of the Year, 2013  
ACC Coach of the Year, 2013  
Clair Bee Coach of the Year, 2006  
CAA Coach of the Year, 2011, 1999

## PERSONAL

Born: Oct. 2, 1949 Hometown: Bronx, N.Y.  
Wife: Liz Sons: Jay and Jon

in program and conference history (273) en route to three conference titles (1999, 2001, 2008). A two-time CAA Coach of the Year honoree, Larrañaga earned the accolade in 2011, leading the Patriots to a 27-7 overall record and 16-2 conference mark en route to the CAA regular-season title and their fifth NCAA Tournament appearance under his leadership. Seeded a program-best eighth in the NCAA Tournament, George Mason rallied from a double-digit deficit to defeat ninth-seeded Villanova, 61-57, before falling to overall No. 1 seed Ohio State in the third round. In 2006, Larrañaga became the first coach at a mid-major school to take his team to the Final Four in 27 years and earned an at-large berth for a CAA team for the first time in 20 years. Along the way, he led Mason to a school record in wins, the school's first national ranking, George Mason's first appearance in the Top 10 and the school's first wins over Top 10 teams.

With 29 years of head coaching experience, the native of Bronx, N.Y., previously served as the head coach at Bowling Green for 11 seasons (1986-1997) and at Division II American International for two seasons (1977-79). His first coaching opportunity came at Davidson College, where he served as an assistant coach to Terry Holland. Davidson captured three Southern Conference regular-season championships and an NIT berth in his five years there, and he compiled a 47-12 record doubling as the freshman team coach. In 1976, he left Davidson and spent one season as player-coach for the Geronimo Basketball Club in Belgium. A 1971 graduate of Providence College with a degree in economics, Larrañaga was a four-year letterman for the Friars. As the team captain in his senior season, he led Providence to a 20-8 record and an NIT appearance. He graduated as the school's fifth all-time leading scorer with 1,258 points and was selected in the sixth round of the draft by the Detroit Pistons of the National Basketball Association. He was the team's top scorer as a sophomore and junior and was named New England's Division I Sophomore of the Year in 1969. He was inducted into the Providence College Hall of Fame in 1991.

Larrañaga, 64, and his wife, Liz, have two sons - Jay, who played for his father at Bowling Green and is an assistant coach with the Boston Celtics, and Jon, who was a member of his father's George Mason teams from 1999-2003 - and four grandchildren.

Jim Larrañaga was named the 12th head coach of the University of Miami men's basketball program on April 22, 2011.

After leading UM to the 2013 NCAA Sweet 16, and winning the school's first ACC regular season and tournament championships, Larrañaga was honored as the AP, Naismith, USBWA Henry Iba and ACC Coach of the Year. The Bronx native helped Miami to a No. 2 national ranking by both the AP and USA TODAY, and a No. 2 seed in the NCAA tournament. He is the 10th coach in the last 10 years to lead two top-10 programs, as Miami was No. 2 on Feb. 18, 2013, and George Mason was No. 8 in the final Top 25 poll in 2006.

Larrañaga, who earned his 500th win during the season, directed the Canes to a 27-point win over No. 1 Duke and three other 20+ point wins over ACC opponents this season, including North Carolina (+26), Florida State (+24) and Boston College (+22). UM's 29 overall and 15 ACC wins in 2012-13 were program-bests, as was the 14-game winning streak and 13-0 start in conference play. Other program firsts include defeating all three teams in the North Carolina Triangle in the same season, beating a trio of teams in the Top 20 since joining the ACC and hosting five home sellouts at the BankUnited Center.

Individually, Coach L saw Shane Larkin earn the ACC Player of the Year and Lute Olson National Player of the Year awards, as well as All-American status and finalist nods for the Bob Cousy, John Wooden and James Naismith player of the year honors before declaring early for the 2013 NBA Draft. Larkin was also the ACC Tournament MVP, on the ACC Defensive team and a defensive All-American. Durand Scott was the ACC Defensive Player of the Year, three players - Larkin, Scott and Kenny Kadji - were listed on all-conference teams and four were on the ACC All-Tournament Team - Larkin, Scott, Julian Gamble and Trey McKinney Jones. All six seniors on the Sweet 16 team earned academic degrees from the University of Miami and one player was listed on the All-ACC Academic Team.

Larrañaga came to Miami after serving as the head coach at George Mason for 14 seasons. He guided that program to five NCAA Tournament appearances (1999, 2001, 2006, 2008, 2011) - including an unprecedented run to the 2006 Final Four that captured the nation's attention, defeating Michigan State, North Carolina, Wichita State and UConn along the way. Following that run, he was selected the 2006 Clair Bee Coach of the Year. Larrañaga built the GMU Patriots' program into a perennial contender in the highly-regarded Colonial Athletic Association, winning more games than any other coach

## LARRAÑAGA'S CAREER RECORDS

School	Years	Overall	Conference
American International	1977-1979	27-26	none
Bowling Green	1986-1997	170-144	101-85
George Mason	1997-2011	273-164	165-79
Miami	2011-pres.	65-35	37-21
<b>Overall</b>	<b>30th</b>	<b>535-369</b>	<b>297-185</b>

## COACH JIM LARRAÑAGA AT A GLANCE

2013 AP Coach of the Year	2013 Naismith Coach of the Year
2006 Clair Bee Coach of the Year	2013 Henry Iba Coach of the Year
2013 ACC Coach of the Year	2013 Adolph Rupp Cup Coach of the Year
2013 NABC All-District II Coach	2013 USBWA District IV Coach of the Year
2001 & 1999 CAA Coach of the Year	Six NCAA tournament appearances
1999 CAA Coach of the Year	2013, 2011, 2008, 2006, 2001, 1999
1997 MAC Coach of the Year	Seven postseason NIT appearances
Eight 20-win seasons	2012, '09, '04, '02, '97, '91, '90

Coached Shane Larkin - ACC Player of the Year, ACC Tournament MVP, USBWA All-District, Sporting News All-American, finalist for Cousy, Naismith & Wooden awards, All-ACC First Team and All-ACC Defensive Team  
Coached Durand Scott - ACC Defensive Player of the Year, ACC Tournament First Team, All-ACC Third Team

Coached George Evans, who was a three-time CAA Player of the Year, the CAA Rookie of the Year, a three-time CAA Defensive Player of the Year and on the CAA All-Defensive Team three times.

Six All-Atlantic Coast Conference selections  
Four ACC All-Tournament team selections  
Three coaches and two media ACC All-Defensive Team selections  
28 All-Colonial Athletic Conference selections  
Three AP All-America players  
Nine CAA All-Defensive Team selections  
Eight CAA All-Rookie Team selections  
Three Dean Ehlers Award winners - given to the CAA player who best meets the criteria of academic achievement, leadership and community service.  
12 All-MAC Conference selections  
Coached Antonio Daniels - MAC Player of the Year and MAC Freshman of the Year  
Two MAC Freshman of the Year selections  
Four MAC All-Freshman Team selections


## LARRAÑAGA YEAR-BY-YEAR

Year	School	Overall W-L	Conference W-L	Finish	Post-Season
1977-78	American International	14-13			
1978-79	American International	13-13			
1986-87	Bowling Green	15-14	10-6	3	
1987-88	Bowling Green	12-16	7-9	t-5	
1988-89	Bowling Green	13-15	6-10	t-6	
1989-90	Bowling Green	18-11	9-7	t-3	NIT 0-1
1990-91	Bowling Green	17-13	9-7	t-4	NIT 0-1
1991-92	Bowling Green	14-15	8-8	5	
1992-93	Bowling Green	11-16	8-10	t-6	
1993-94	Bowling Green	18-10	12-6	t-2	
1994-95	Bowling Green	16-11	10-8	t-5	
1995-96	Bowling Green	14-13	9-9	t-6	
1996-97	Bowling Green	22-10	13-5	t-1	NIT 0-1
1997-98	George Mason	9-18	6-10	6	
1998-99	George Mason	19-11	13-3	1	NCAA 0-1
1999-00	George Mason	19-11	12-4	t-1	
2000-01	George Mason	18-12	11-5	3	NCAA 0-1
2001-02	George Mason	19-10	13-5	2	NIT 0-1
2002-03	George Mason	16-12	11-7	4	
2003-04	George Mason	23-10	12-6	3	NIT 2-1
2004-05	George Mason	16-13	10-8	6	
2005-06	George Mason	27-8	15-3	t-1	NCAA 4-1
2006-07	George Mason	18-15	9-9	5	
2007-08	George Mason	23-11	12-6	2	NCAA 0-1
2008-09	George Mason	22-11	13-5	2	NIT 0-1
2009-10	George Mason	17-15	12-6	4	CIT 0-1
2010-11	George Mason	27-7	16-2	1	NCAA 1-1
2011-12	Miami	20-13	9-7	t-4	NIT 1-1
2012-13	Miami	29-7	15-3	1	NCAA 2-1
2013-14	Miami	16-15	7-11	10	
<b>Overall</b>		<b>535-369</b>	<b>297-185</b>		<b>10-14</b>






**25**  
**GARRIUS ADAMS**  
Gr. | G | 6-6 | 200  
Apex, N.C. | Middle Creek




**4**  
**RAPHAEL AKPEJIORI**  
Sr. | F | 6-9 | 241  
Lagos, Nigeria | Sunrise Christian (Kan.)



**15**  
**RION BROWN**  
Sr. | G | 6-6 | 211  
Hinesville, Ga. | Liberty County




**1**  
**DEANDRE BURNETT**  
Fr. | G | 6-2 | 191  
Miami, Fla. | Carol City




**11**  
**MIKE FERNANDEZ**  
Fr. | G | 6-1 | 189  
Coral Gables, Fla. | Belen Jesuit




**12**  
**JUSTIN HELLER**  
Sr. | G | 6-2 | 177  
Boca Raton, Fla. | West Boca Raton




**23**  
**TONYE JEKIRI**  
So. | C | 7-0 | 235  
Hialeah, Fla. | Champagnat Catholic




**35**  
**JAMES KELLY**  
Jr. | F | 6-7 | 246  
Ann Arbor, Mich. | Owens CC | Pioneer Pontiac, Mich.



**22**  
**DONNAVAN KIRK**  
Gr. | F | 6-9 | 228  
DePaul | Detroit Country Day Brussels, Belgium




**20**  
**MANU LECOMTE**  
Fr. | G | 5-11 | 159  
Athene des Pagodes




**10**  
**SHELDON McCLELLAN**  
Jr. | G | 6-5 | 206  
Houston, Texas | Texas | Bellaire



**5**  
**DAVON REED**  
Fr. | G | 6-6 | 208  
Princeton, N.J. | Princeton Day



**13**  
**ANGEL RODRIGUEZ**  
Jr. | G | 5-11 | 181  
San Juan, P.R. | Kansas State | Miami Krop



**21**  
**ERIK SWOOPE**  
Sr. | F | 6-5 | 220  
Lake Elsinore, Calif. | Harvard-Westlake



**JIM LARRAÑAGA**  
Head Coach



**ERIC KONKOL**  
Assistant Coach



**MICHAEL HUGER**  
Assistant Coach




**CHRIS CAPUTO**  
Assistant Coach



**ADAM FISHER**  
Director of Operations





# GARRIUS ADAMS #25

Graduate | Guard | 6-6 | 200

Apex, N.C. | Middle Creek

- Career-best 22 points on senior day vs. Wake Forest.
- Scored in double-digits in last 10-of-12 games.
- Multiple assists in 26 games with 3+ in 17 games
- At least two defensive rebounds in all but one game.

- Versatile guard. Plays the 1, 2 and 3 positions.
- Transporter. Jack of all trades. Top three on the team in most stats, including points, steals, assists.
- Missed basically two years with injuries, including medical hardship waiver in 2012-13 after knee surgery.
- Graduated in June 2013 with a degree in sports administration and a minor in sociology. Currently seeking a second major in sociology.
- Approach vertical: 37.5 | Bench: 265 | 185 test: 16
- One of four seniors not recruited by Larrañaga staff. (Akpejori, Brown, Swoope, Adams).
- Roommate with Donnavan Kirk both in 2009 and now.
- In high school, ranked among the top 20 shooting guards by ESPN and among top 30 by Scout. Averaged 21.8 points per game as a senior en route to setting Middle Creek High School scoring record in career points.
- 2009 NCPREPS.com All-State Boys Basketball Team
- North Carolina/South Carolina All-Star Classic.
- AAU team Garner Road.
- Also recruited by Wake Forest, NC State, Virginia Tech and South Carolina.
- Born Garrius [Gary-us] Vershon Adams Nov. 15, 1990.
- Son of Valerie and Gary Adams. Brother to Deion, Ashley and Destiny.
- Aspirations of becoming GM of NBA team.

2009-10			
Opposition	P	R	A
NC Central	3	4	0
Nova Southeastern	10	2	0
Tulane	4	2	1
UNC Wilmington	0	0	0
South Carolina	3	2	0
FGCU	6	3	2
USC Upstate	1	3	1
Minnesota	2	1	1
at Boston College	4	1	1
SC State	5	4	1
at Stetson	4	5	0
FAU	9	2	1
NC A&T	1	8	1
Bethune-Cookman	6	2	0
at Pepperdine	5	1	2
Wake Forest	0	1	0
at Virginia Tech	6	2	1
at Virginia	0	1	0
Boston College	2	2	3
at Maryland	4	1	1
Virginia Tech	3	1	0
at Wake Forest	13	3	0
at Florida St.	5	3	1
Georgia Tech	6	3	0
at Clemson	5	0	2
Duke	2	2	0
Virginia	3	3	0
NC State	9	1	0
at North Carolina	0	1	0
Florida St.	0	2	0
Wake Forest	0	0	0
Duke	0	0	0

2010-11			
Opposition	P	R	A
Jacksonville	3	1	3
at Memphis	5	7	0
N.C. Central	10	3	2
at Rutgers	0	0	0
McNeese St.	11	4	6
at FGCU	13	5	1
Ole Miss	6	3	2
West Virginia	9	3	2
Stetson	4	2	5
UCF	7	5	0
Oral Roberts	10	2	0
Rice	9	4	3
Akron	4	1	1
Pepperdine	6	0	2
at Duke	0	3	0
at Clemson	14	5	3
BC	12	2	2
Florida St.	2	8	2
at NC State	2	2	2
UNC	12	3	1
at Virginia Tech	11	2	1
Georgia Tech	11	3	1
Virginia	8	9	2
at Wake Forest	8	4	1
Duke	9	6	2
at UNG	16	4	2
Clemson	4	5	3
at BC	12	6	4
at Florida St.	7	8	3
Maryland	4	4	3
at Georgia Tech	7	1	1
Virginia	10	5	2
UNC	0	3	1
FAU	4	2	1
Missouri St.	8	3	1
at Alabama	4	4	1

2011-12			
Opposition	P	R	A
Tennessee Tech	3	8	0
Rutgers	9	3	2
UNF	14	5	2
FGCU	7	4	1
at Ole Miss	4	7	1
at Purdue	2	1	1
Memphis	0	0	0
at West Virginia	15	3	2
Appalachian St.	3	1	1
UNCG	0	1	1
Wake Forest	6	2	1
at Maryland	0	0	0
Florida State	1	0	0
at NC State	5	1	0
Boston College	0	0	1
at Georgia Tech	0	0	0
vs. Florida State	3	1	1
Valparaiso	8	2	3
Minnesota	5	1	0

## Adams Season / Career Highs

### Points

Season: 22, vs. Wake Forest, 3/8/14  
Career: 22, vs. Wake Forest, 3/8/14  
ACC: 22, vs. Wake Forest, 3/8/14

### Rebounds

Season: 10, vs. Norfolk State, 2/1/14  
Career: 10, vs. Norfolk State, 2/1/14  
ACC: 9, vs. Virginia 2/5/11

### Assists

Season: 6, at North Carolina, 1/8/14  
Career: 6 (2x) last at North Carolina, 1/8/14  
ACC: 6, at North Carolina, 1/8/14

### Steals

Season: 5, vs. Ga. Southern, 11/11/13  
Career: 5, vs. Ga. Southern, 11/11/13  
ACC: 3, vs. Boston College, 1/15/11

### Blocked Shots

Season: 1 (5x) last vs. Pittsburgh, 2/5/14  
Career: 2 (2x) last vs. Boston College 1/19/10  
ACC: 2, vs. Boston College 1/19/10

### Field Goals

Season: 7, vs. UCF, 11/21/13  
Career: 7, vs. UCF, 11/21/13  
ACC: 6 (2x) last vs. Wake Forest, 3/8/14

### Field Goal Attempts

Season: 18, vs. St. Francis, 11/8/13  
Career: 18, vs. St. Francis, 11/8/13  
ACC: 12, at Virginia Tech, 2/15/14

### Free Throws

Season: 10, at NC State, 3/1/14  
Career: 10, at NC State, 3/1/14  
ACC: 10, at NC State, 3/1/14

### Free Throw Attempts

Season: 12, at NC State, 3/1/14  
Career: 12 (2x) last at NC State, 3/1/14  
ACC: 12, at NC State, 3/1/14

### 3-Point Field Goals

Season: 3, at Syracuse, 1/4/14  
Career: 4 (2x) last at West Virginia 12/10/11  
ACC: 4, at Clemson 1/8/11

### 3-Point Field Goal Attempts

Season: 8, vs. St. Francis, 11/8/13  
Career: 8, vs. St. Francis, 11/8/13  
ACC: 7 (3x), last at Syracuse, 1/4/14

### Foul Disqualifications

Season: 1, at Charleston, 11/18/13  
Career: 1 (2x) last at Charleston, 11/18/13  
ACC: --

### Minutes


Season: 42, vs. Ga. Southern, 11/11/13  
Career: 42, vs. Ga. Southern, 11/11/13  
ACC: 40, vs. Virginia, 2/5/11

## ADAMS CAREER STATISTICS

Season	GP	GS	Min.	Avg.	FG	FGA	Pct.	3-Point FG	3-Point FGA	3-Point Pct.	Free Throws FT	Free Throws FTA	Free Throws Pct.	Off.	Def.	Tot.	Avg.	PF	FO	Ast.	TO	Blk	Stl	Pts.	Avg.
2009-10	32	7	540	16.9	38	118	.322	26	89	.292	19	29	.655	19	47	66	2.1	20	0	19	25	6	23	121	3.8
2010-11	36	24	1014	28.2	88	227	.388	35	114	.307	51	75	.680	37	95	132	3.7	68	0	66	60	6	37	262	7.3
2011-12	19	6	319	16.8	29	73	.397	16	47	.340	11	20	.550	11	29	40	2.1	21	1	17	14	2	11	85	4.5
2012-13	Medical Redshirt																								
2013-14	31	31	1036	33.4	102	277	.368	27	105	.257	92	136	.676	24	123	147	4.7	58	1	89	57	5	41	323	10.4
TOTAL	118	68	2909	24.7	257	695	.370	104	355	.293	173	260	.665	91	294	385	3.3	167	2	191	156	19	112	791	6.7

ADAMS 2013-14		TOTAL			3-PTS			FREE THROWS			REBOUNDS			PF		FO		A		TO		Blk		Stl		Pts		Avg	
Opponent	Date	GS	Min	FG	FGA	Pct	3FG	FGA	Pct	FT	FTA	Pct	Off	Def	Tot	Avg	PF	FO	A	TO	Blk	Stl	Pts	Avg					
SFB	11-08-13	*	40	4	18	.222	0	8	.000	7	9	.778	1	2	3	3.0	2	0	3	1	0	3	15	15.0					
GA. SOUTHERN	11-11-13	*	42	2	8	.250	0	4	.000	7	10	.700	0	4	4	3.5	2	0	2	3	1	5	11	13.0					
TEXAS SOUTHERN	11-14-13	*	26	4	10	.400	1	4	.250	1	2	.500	1	4	5	4.0	1	0	2	1	0	3	10	12.0					
at Charleston	11-18-13	*	23	2	5	.400	1	3	.333	0	0	.000	0	2	2	3.5	5	1	2	0	0	0	5	10.3					
UCF	11-21-13	*	36	7	12	.583	1	3	.333	5	6	.833	1	7	8	4.4	3	0	0	6	0	2	20	12.2					
vs George Washington	11-28-13	*	40	4	13	.308	2	4	.500	7	8	.875	1	3	4	4.3	4	0	5	4	0	1	17	13.0					
at Cal State Fullerton	11-29-13	*	35	3	9	.333	1	6	.167	0	0	.000	1	3	4	4.3	0	0	1	3	1	0	7	12.1					
vs Arizona State	12-01-13	*	33	3	7	.429	1	2	.500	2	4	.500	1	8	9	4.9	3	0	4	0	0	2	9	11.8					
at Nebraska	12-04-13	*	31	0	6	.000	0	2	.000	2	2	1.000	2	5	7	5.1	0	0	1	3	0	0	2	10.7					
VIRGINIA TECH	12-08-13	*	34	5	9	.556	2	4	.500	2	4	.500	0	3	3	4.9	2	0	2	0	1	1	14	11.0					
at Savannah State	12-19-13	*	33	3	6	.500	2	3	.667	4	4	1.000	0	7	7	5.1	2	0	4	2	0	2	12	11.1					
LA SALLE	12-22-13	*	34	5	10	.500	1	2	.500	2	3	.667	1	2	3	4.9	1	0	3	1	0	2	13	11.3					
LOYOLA	12-30-13	*	28	2	5	.400	0	2	.000	0	0	.000	0	3	3	4.8	1	0	3	1	0	1	4	10.7					
at Syracuse	01-04-14	*	36	3	8	.375	3	7	.429	0	0	.000	0	5	5	4.8	1	0	4	1	1	0	9	10.6					
at UNC	01-08-14	*	37	3	8	.375	1	4	.250	2	6	.333	1	2	3	4.7	0	0	6	3	0	2	9	10.5					
FLORIDA STATE	01-15-14	*	34	1	10	.100	0	5	.000	1	2	.500	1	3	4	4.6	1	0	5	1	0	2	3	10.0					
at Georgia Tech	01-18-14	*	34	2	8	.250	0	3	.000	2	6	.333	0	3	3	4.5	2	0	1	1	0	1	6	9.8					
DUKE	01-22-14	*	35	3	11	.273	0	2	.000	2	2	1.000	0	2	2	4.4	2	0	3	1	0	1	8	9.7					
SYRACUSE	01-25-14	*	35	3	10	.300	2	5	.400	0	0	.000	0	1	1	4.2	3	0	4	1	0	0	8	9.6					
at Maryland	01-29-14	*	34	4	8	.500	1	5	.200	3	8	.375	1	5	6	4.3	3	0	2	4	0	0	12	9.7					
NORFOLK STATE	02-01-14	*	35	2	6	.333	1	4	.250	7	8	.875	2	8	10	4.6	1	0	4	4	0	1	12	9.8					
PITTSBURGH	02-05-14	*	35	4	11	.364	0	3	.000	2	5	.400	0	6	6	4.6	4	0	1	3	1	1	10	9.8					
NC STATE	02-08-14	*	33	4	10	.400	0	1	.000	2	3	.667	0	2	2	4.5	3	0	3	1	0	2	10	9.8					
at Florida State	02-10-14	*	34	3	11	.273	2	2	1.000	4	5	.800	3	2	5	4.5	1	0	3	2	0	0	12	9.9					
at Virginia Tech	02-15-14	*	38	4	12	.333	0	5	.000	5	7	.714	1	6	7	4.6	4	0	4	0	0	1	13	10.0					
NOTRE DAME	02-19-14	*	30	6	8	.750	2	3	.667	0	0	.000	2	4	6	4.7	0	0	5	1	0	0	14	10.2					
BOSTON COLLEGE	02-22-14	*	32	3	10	.300	2	4	.500	2	4	.500	0	6	6	4.7	1	0	2	0	0	2	10	10.2					
at Virginia	02-26-14	*	23	0	4	.000	0	1	.000	2	3	.667	1	3	4	4.7	0	0	2	2	0	1	2	9.9					
at NC State	03-01-14	*	31	3	9	.333	0	2	.000	10	12	.833	0	3	3	4.7	3	0	4	3	0	2	16	10.1					
at Clemson	03-04-14	*	32	4	7	.571	0	1	.000	0	4	.000	0	5	5	4.7	2	0	2	1	0	2	8	10.0					
WAKE FOREST	03-08-14	*	33	6	8	.750	1	1	1.000	9	9	1.000	3	4	7	4.7	1	0	2	3	0	1	22	10.4					





# RAPHAEL AKPEJIORI #4

Senior | Forward | 6-9 | 241

Lagos, Nigeria | Sunrise Christian Academy (Kan.)

- Has a rebound in all but three outings.
- 15+ minutes in seven of last 10 games after only one game of +10 minutes (18 at Ga. Tech) in other 13 games.
- Received the 2014 Weaver-James-Corrigan Award, a postgraduate scholarship.

- Very strong and physical player who loves contact and has no regard for his own body.
- Sets hard screens and rebounds at a good rate.
- Good offensive rebounder and hard worker.
- Offseason ankle surgery, recovered well from that with improved mobility.
- Will graduate in May 2015 with both a bachelor's and master's in mechanical engineering. Takes classes such as applied thermodynamics and design of fluid & thermal systems.

- Approach vertical: 40 | Bench: 310
- Improved bench max from 215 to 270 and 185 test from 9-16 in 15 months during junior season.
- One of four seniors not recruited by Larrañaga staff. (Akpejori, Brown, Swoope, Adams).
- 2013 All-ACC Academic Team, ACC Academic Honor Roll, Book Buster (3.0 GPA), Athletics Director Honor Roll (3.2 GPA), Dean's List (3.5 GPA)
- Born Ethonor [A-tha-saur] Raphael Akpejori [AHK-peh-jour-ee] Oct. 10, 1990. Goes by Raphael.
- Son of Pius and Clara. One brother, Eshemokha, and four sisters, Okhiaofe, Ilamosi, Ideoghena and Eboshogwe. Three siblings are studying in Nigeria to be a civil engineer, chemical engineer and cell biology & genetics engineer.
- Also recruited by Texas A&M, Colorado, USF and UCF
- Rated as No. 64 power forward by ESPN in high school.
- Played AAU basketball for Baltimore Elite.
- Played in international game during 2008 Jordan Brand Basketball Classic in New York City.
- In August of 2013, averaged 9.2 points and 5.8 rebounds for Athletes in Action through five games played in Jamaica.

2010-11			
Opposition	P	R	A
Jacksonville	0	1	0
at Memphis	2	1	0
N.C. Central	8	5	0
at Rutgers	4	2	0
McNeese St.	2	4	0
at FGCU	1	2	0
West Virginia	0	0	0
Stetson	2	0	0
UCF	1	1	0
Oral Roberts	2	4	0
Rice	0	2	0
Pepperdine	3	2	0
at Duke	1	3	0
at Clemson	0	0	0
Florida St.	2	0	0
UNC	1	1	0
at Virginia Tech	0	0	0
at UNC	2	2	0
Maryland	0	0	0
at Alabama	0	1	0

2011-12			
Opposition	P	R	A
Tennessee Tech	7	3	0
Rutgers	3	1	1
UNF	5	4	0
FGCU	0	0	0
at Ole Miss	0	1	0
at Purdue	2	7	1
UMass	6	3	0
Memphis	2	2	0
at West Virginia	3	2	0
at Charlotte	0	0	0
Appalachian St.	0	0	0
at North Carolina	2	1	0
at Boston College	0	0	0
Maryland	4	1	0
Virginia Tech	0	0	0
North Carolina	0	0	0
Wake Forest	0	0	0
at Maryland	2	2	0
Florida State	0	4	0
at Georgia Tech	0	0	0
vs. Florida State	0	1	0
Minnesota	0	1	0

2012-13			
Opposition	P	R	A
Charlotte	2	0	0
at UCF	0	0	1
at Hawai'i	0	0	2
vs. Arizona	1	0	1
vs. Indiana State	2	0	3
La Salle	0	0	0
at Georgia Tech	2	0	4
at North Carolina	0	0	0
Maryland	0	0	4
at Boston College	4	0	2
Duke	0	0	1
Florida State	1	0	0
Boston College	0	0	0
North Carolina	0	0	0
Virginia Tech	0	0	0
Clemson	0	0	0
vs. Pacific	0	0	2
vs. Marquette	0	0	0

## Akpejori Season / Career Highs

### Points

Season: 4, at Florida State, 2/10/14  
Career: 8, vs. NC Central 11/19/10  
ACC: 4 (3x) last at Florida State, 2/10/14

### Rebounds

Season: 8, vs. NC State, 2/8/14  
Career: 8, vs. NC State, 2/8/14  
ACC: 8, vs. NC State, 2/8/14

### Assists

Season: 1 (2x) last at NC State, 3/1/14  
Career: 1 (5x), last at NC State, 3/1/14  
ACC: 1 (3x) last at NC State, 3/1/14

### Steals

Season: 1, at Georgia Tech, 1/18/14  
Career: 1, (10x) last at Georgia Tech, 1/18/14  
ACC: 1 (7x), last t Georgia Tech, 1/18/14

### Blocked Shots

Season: 3, at Florida State, 2/10/14  
Career: 4 (2x), last vs. UNF 11/19/11  
ACC: 3, at Florida State, 2/10/14

### Field Goals

Season: 2, at Florida State, 2/10/14  
Career: 3 (2x) last vs. Tennessee Tech 11/11/11  
ACC: 2 (3x) last at Florida State, 2/10/14

### Field Goal Attempts

Season: 2 (3x) last vs. Notre Dame, 2/19/14  
Career: 4, UNF 11/19/11  
ACC: 3 (2x) last at Boston College, 1/16/13

### Free Throws

Season: 3, vs. Notre Dame, 2/19/14  
Career: 4, at Rutgers 11/21/10  
ACC: 3, vs. Notre Dame, 2/19/14

### Free Throw Attempts

Season: 4, vs. Notre Dame, 2/19/14  
Career: 4 (5x), last vs. Notre Dame, 2/19/14  
ACC: 4, vs. Notre Dame, 2/19/14

### 3-Point Field Goals

Season: --

Career: --

ACC: --

### 3-Point Field Goal Attempts

Season: --

Career: --

ACC: --

### Foul Disqualifications

Season: 1, at Florida State, 2/10/14

Career: 1, at Florida State, 2/10/14

ACC: 1, at Florida State, 2/10/14

### Minutes

Season: 27, at Virginia, 2/26/14

Career: 27, at Virginia, 2/26/14


ACC: 27, at Virginia, 2/26/14

## AKPEJIORI CAREER STATISTICS

Season	GP	GS	Min.	Avg.	FG	FGA	Pct.	FG	FGA	Pct.	FT	FTA	Pct.	Off.	Def.	Tot.	Avg.	PF	FO	Ast.	TO	Blk	Stl	Pts.	Avg.
2010-11	20	0	98	4.9	5	10	.500	0	0	.000	21	32	.656	13	18	31	1.6	16	0	0	5	12	2	31	1.6
2011-12	22	3	147	6.7	13	27	.481	0	0	.000	10	17	.588	21	12	33	1.5	27	0	2	7	11	4	36	1.6
2012-13	18	0	81	4.5	5	14	.357	0	0	.000	1	3	.333	6	14	20	1.1	8	0	1	3	3	3	11	0.6
2013-14	23	7	253	11.0	4	14	.286	0	0	.000	9	15	.600	13	27	40	1.7	39	1	2	7	11	1	17	0.7
TOTAL	83	10	579	7.0	27	65	.415	0	0	.000	41	67	.612	53	71	124	1.5	90	1	5	22	37	10	95	1.1

AKPEJIORI 2013-14			TOTAL			3-PTS			FREE THROWS			REBOUNDS													
Opponent	Date	GS	Min	FG	FGA	Pct	3FG	FGA	Pct	FT	FTA	Pct	Off	Def	Tot	Avg	PF	F0	A	TO	Blk	Stl	Pts	Avg	
SFB	11-08-13	5	0	0	.000	0	0	.000	0	0	.000	0	0	0	0.0	1	0	0	1	0	0	0	0.0		
TEXAS SOUTHERN	11-14-13	2	1	1	1.000	0	0	.000	0	0	.000	0	1	1	0.5	3	0	0	0	1	0	2	1.0		
UCF	11-21-13	4	0	1	.000	0	0	.000	0	0	.000	0	1	1	0.7	0	0	0	0	1	0	0	0.7		
vs Arizona State	12-01-13	5	0	0	.000	0	0	.000	0	0	.000	0	1	1	0.8	1	0	0	0	0	0	0	0.5		
at Nebraska	12-04-13	8	0	0	.000	0	0	.000	2	2	1.000	0	1	1	0.8	4	0	0	0	0	0	2	0.8		
VIRGINIA TECH	12-08-13	9	0	1	.000	0	0	.000	0	0	.000	0	2	2	1.0	2	0	0	1	0	0	0	0.7		
LOYOLA	12-30-13	8	0	0	.000	0	0	.000	0	0	.000	0	1	1	1.0	0	0	0	0	0	0	0	0.6		
at Syracuse	01-04-14	3	0	0	.000	0	0	.000	0	0	.000	1	0	1	1.0	1	0	0	1	0	0	0	0.5		
at UNC	01-08-14	2	0	0	.000	0	0	.000	0	0	.000	1	0	1	1.0	0	0	0	0	0	0	0	0.4		
at Georgia Tech	01-18-14	18	0	1	.000	0	0	.000	0	0	.000	1	1	2	1.1	2	0	0	0	0	1	0	0.4		
DUKE	01-22-14	8	0	0	.000	0	0	.000	0	0	.000	0	1	1	1.1	2	0	0	0	0	0	0	0.4		
SYRACUSE	01-25-14	7	0	0	.000	0	0	.000	0	0	.000	0	1	1	1.1	1	0	0	0	1	0	0	0.3		
at Maryland	01-29-14	5	0	0	.000	0	0	.000	0	0	.000	0	0	0	1.0	1	0	0	0	0	0	0	0.3		
PITTSBURGH	02-05-14	15	0	0	.000	0	0	.000	2	2	1.000	0	1	1	1.0	2	0	0	1	0	0	2	0.4		
NC STATE	02-08-14	22	1	2	.500	0	0	.000	1	2	.500	5	3	8	1.5	2	0	0	0	0	0	3	0.6		
at Florida State	02-10-14	*	21	2	2	1.000	0	0	.000	0	3	.000	2	1	3	1.6	5	1	0	1	3	0	4	0.8	
at Virginia Tech	02-15-14	*	21	0	1	.000	0	0	.000	1	2	.500	1	1	2	1.6	3	0	0	0	2	0	1	0.8	
NOTRE DAME	02-19-14	*	24	0	2	.000	0	0	.000	3	4	.750	0	4	4	1.7	1	0	0	0	1	0	3	0.9	
BOSTON COLLEGE	02-22-14	*	17	0	1	.000	0	0	.000	0	0	.000	1	2	3	1.8	3	0	1	1	0	0	0	0.9	
at Virginia	02-26-14	*	27	0	1	.000	0	0	.000	0	0	.000	0	4	4	1.9	3	0	0	1	1	0	0	0.9	
at NC State	03-01-14	*	9	0	0	.000	0	0	.000	0	0	.000	1	0	1	1.9	1	0	1	0	0	0	0	0.8	
at Clemson	03-04-14	5	0	0	.000	0	0	.000	0	0	.000	0	0	0	1.8	1	0	0	0	0	0	0	0.8		
WAKE FOREST	03-08-14	*	8	0	1	.000	0	0	.000	0	0	.000	0	1	1	1.7	0	0	0	0	1	0	0	0.7	





# RION BROWN

Senior | Guard | 6-6 | 211

Hinesville, Ga. | Liberty County

# #15

## Brown Season / Career Highs

### Points

Season: 25 (2x) last at Maryland, 1/29/14  
Career: 25 (2x) last at Maryland, 1/29/14  
ACC: 25, at Maryland, 1/29/14

### Rebounds

Season: 11 (2x) last vs. Notre Dame, 2/19/14  
Career: 11 (2x) last vs. Notre Dame, 2/19/14  
ACC: 11, vs. Notre Dame, 2/19/14

### Assists

Season: 9, vs. Texas Southern, 11/14/13  
Career: 9, vs. Texas Southern, 11/14/13  
ACC: 5, vs. Notre Dame, 2/19/14

### Steals

Season: 3, (3x) last vs. NC State, 2/8/14  
Career: 3 (4x) last vs. NC State, 2/8/14  
ACC: 3, vs. NC State, 2/8/14

### Blocked Shots

Season: 1, (4x) last at Virginia, 2/26/14  
Career: 1, (10x) last at Virginia, 2/26/14  
ACC: 1, (5x) last at Virginia, 2/26/14

### Field Goals

Season: 9, at Clemson, 3/4/14  
Career: 9 (2x) last at Clemson, 3/4/14  
ACC: 9 (2x) last at Clemson, 3/4/14

### Field Goal Attempts

Season: 17, at Clemson, 3/4/14  
Career: 17, at Clemson, 3/4/14  
ACC: 17, at Clemson, 3/4/14

### Free Throws

Season: 12, at Maryland, 1/29/14  
Career: 12, at Maryland, 1/29/14  
ACC: 12, at Maryland, 1/29/14

### Free Throw Attempts

Season: 13, at Maryland, 1/29/14  
Career: 13, at Maryland, 1/29/14  
ACC: 13, at Maryland, 1/29/14

### 3-Point Field Goals

Season: 5 (2x) last vs. Florida State, 1/15/14  
Career: 6, vs. Maryland 3/2/11  
ACC: 6, vs. Maryland 3/2/11

### 3-Point Field Goal Attempts

Season: 12, at Virginia Tech, 2/15/14  
Career: 12, at Virginia Tech, 2/15/14  
ACC: 12, at Virginia Tech, 2/15/14

### Foul Disqualifications

Season: --  
Career: --

### Minutes

Season: 45, vs. Ga. Southern, 11/11/13  
Career: 45, vs. Ga. Southern, 11/11/13  
ACC: 41, vs. Pittsburgh, 2/5/14

- 13-straight games with double digit points, 26 overall.
- Nine games with 20+ points, eight in ACC play.
- Hit multiple threes in 16 games, and in last 10-of-13 outings.
- 4+rebounds 25 times, 7+ rebounds 13 times.
- Had two-straight double-doubles in ACC play - at VT, vs. ND.

- Very athletic and attacks the rim on offensive rebounds and lobs.
- Catch and shoot player who is finding his rhythm.
- Currently making 100 3-pointers before or after practice every day.
- Mother likes him to wear orange shoes.
- Rebounding and assist numbers are up from past seasons.
- Taking on a leadership role after being seventh man a season ago.
- Only returner from last year who started a game.
- Approach vertical: 39 | Bench: 275 | 185 test: 15
- Improved 1-step vertical from 31.5 to 35.5, 185 test from 2 to 12 reps and bench max from 205-245 junior year.
- One of four seniors not recruited by Larrañaga staff. (Akpejor, Brown, Swoope, Adams).
- Scored 21 points with five 3-pointers against Illinois to help the Canes to the NCAA Sweet 16 in 2013.
- Hit eight 3-pointers in first two games of NCAA Tournament.
- Perfect 6-6 at the line in five postseason games.
- 12 points in ACC Tournament Championship game, including six points from distance.
- Sophomore season knocked down 11 threes in four postseason games, leading team with 14.3 points in ACC Tournament and NIT combined.
- Led team in NIT with 17.0 points and 35.5 minutes per night, and was second with 6.0 rebounds in two games.
- Born Rion [Ryan] Cortez Brown Sept. 3, 1991.
- Majoring in sports administration, will graduate in May 2014.
- Also recruited by Georgia, Alabama and Virginia.
- Rated as No. 15 shooting guard by Scout, No. 47 shooting guard by ESPN and No. 61 by Rivals.
- Played AAU basketball for Worldwide Renegades.
- Son of Lisa Brown and Tico Brown, who played basketball at Georgia Tech, in the Continental Basketball Association and overseas. When he retired, Tico was the CBA's all-time leading scorer (8,538 points) and was voted to the All-Time CBA Team. Brother to Tico Brown II.

2010-11			
Opposition	P	R	A
Jacksonville	3	2	1
at Memphis	0	2	0
N.C. Central	17	2	2
at Rutgers	5	2	0
McNeese St.	16	4	0
at FGCU	5	0	1
Ole Miss	3	2	1
West Virginia	0	1	0
Stetson	3	0	1
UCF	0	0	0
Oral Roberts	1	1	0
Rice	0	1	0
Akron	0	1	0
Pepperdine	9	1	0
at Duke	0	0	0
at Clemson	1	0	0
BC	0	0	1
Florida St.	0	1	0
at NC State	3	0	1
UNC	0	1	0
at Virginia Tech	7	3	0
Georgia Tech	5	8	1
Virginia	8	3	0
at Wake Forest	0	2	2
Duke	8	3	0
at UNC	0	1	0
Clemson	5	2	0
at BC	4	1	0
at Florida St.	3	7	1
Maryland	19	3	3
at Georgia Tech	3	3	3
Virginia	9	3	0
UNC	5	3	1
FAU	6	1	0
Missouri St.	7	3	2
at Alabama	2	5	1

2011-12			
Opposition	P	R	A
Tennessee Tech	7	3	1
Rutgers	0	4	1
at Ole Miss	0	0	0
at Purdue	3	4	0
UMass	7	2	0
Memphis	6	1	0
at West Virginia	0	0	0
vs. FAU	15	0	0
at Charlotte	11	2	0
Appalachian St.	15	3	0
UNCG	6	2	1
at Virginia	4	1	0
at North Carolina	3	2	0
Clemson	5	2	0
NC State	10	4	0
at Georgia Tech	0	1	1
at Boston College	2	3	3
Maryland	5	3	1
at Duke	5	1	1
Virginia Tech	8	3	0
at Florida State	5	3	0
North Carolina	5	5	1
Wake Forest	11	6	3
at Maryland	4	1	0
Florida State	9	2	0
at NC State	15	4	1
Boston College	5	2	1
at Georgia Tech	10	5	0
vs. Florida State	13	5	0
Valparaiso	18	6	1
Minnesota	16	6	0


2012-13			
Opposition	P	R	A
Stetson	10	1	2
at FGCU	1	4	3
Jacksonville	8	7	1
Detroit	6	5	2
Michigan State	5	0	1
at Massachusetts	6	0	2
Charlotte	4	3	0
at UCF	6	0	1
at Hawai'i	6	1	1
vs. Arizona	2	1	0
vs. Indiana State	7	2	0
La Salle	2	0	1
at Georgia Tech	22	1	0
at North Carolina	9	2	0
Maryland	2	2	0
at Boston College	3	0	1
Duke	4	0	2
Florida State	8	2	2
at Virginia Tech	5	1	2
at NC State	0	1	0
Boston College	22	3	1
North Carolina	11	1	1
at Florida State	2	0	0
at Clemson	5	2	0
Virginia	10	4	0
at Wake Forest	2	6	0
Virginia Tech	3	2	0
at Duke	3	3	0
Georgia Tech	0	1	1
Clemson	3	1	0
vs. Boston College	7	1	1
vs. NC State	0	0	0
vs. North Carolina	12	4	3
vs. Pacific	9	2	0
vs. Illinois	21	5	2
vs. Marquette	5	4	0

## BROWN CAREER STATISTICS

Season	GP	GS	Min.	Avg.	FG			3-Point			Free Throws			Rebounds				Scoring			
					FG	FGA	Pct.	FG	FGA	Pct.	FT	FTA	Pct.	Off.	Def.	Tot.	Avg.	PF	FO	Ast.	Pts.
2010-11	36	5	607	16.9	51	141	.362	32	90	.356	23	33	.697	13	59	72	2.0	54	0	22	157
2011-12	31	3	618	19.9	73	171	.427	41	104	.394	36	47	.766	26	60	86	2.8	41	0	16	223
2012-13	36	6	800	22.2	79	215	.367	38	130	.292	35	47	.745	24	48	72	2.0	52	0	30	231
2013-14	31	30	1091	35.2	163	375	.435	60	184	.326	90	121	.744	45	139	184	5.9	57	0	71	456
TOTAL	134	44	3116	23.3	366	902	.406	171	508	.337	184	248	.742	108	306	414	3.1	204	0	139	1087

BROWN 2013-14		Date	GS	Min	TOTAL			3-PTS			FREE THROWS			REBOUNDS				PF	FO	A	TO	Blk	Stl	Pts	Avg
Opponent					FG	FGA	Pct	3FG	FGA	Pct	FT	FTA	Pct	Off	Def	Tot	Avg								
SFB		11-08-13	*	42	3	10	.300	0	3	.000	5	6	.833	1	6	7	7.0	1	0	0	1	0	0	11	11.0
GA. SOUTHERN		11-11-13	*	45	3	13	.231	2	6	.333	7	8	.875	3	4	7	7.0	3	0	4	0	0	0	15	13.0
TEXAS SOUTHERN		11-14-13	*	34	6	12	.500	1	2	.500	0	0	.000	3	8	11	8.3	1	0	9	4	0	3	13	13.0
at Charleston		11-18-13	*	35	6	10	.600	1	2	.500	2	2	1.000	2	2	4	7.3	1	0	2	1	0	2	15	13.5
UCF		11-21-13	*	29	4	15	.267	1	8	.125	2	2	1.000	1	6	7	7.2	2	0	2	0	0	1	11	13.0
vs George Washington		11-28-13	*	34	4	12	.333	1	6	.167	7	7	1.000	3	6	9	7.5	2	0	1	0	0	1	16	13.5
at Cal State Fullerton		11-29-13	*	34	4	10	.400	0	3	.000	1	2	.500	2	6	8	7.6	2	0	2	4	0	0	9	12.9
vs Arizona State		12-01-13	*	30	3	7	.429	0	1	.000	3	5	.600	1	3	4	7.1	2	0	4	2	0	0	9	12.4
at Nebraska		12-04-13	*	32	8	14	.571	5	11	.455	4	6	.667	0	2	2	6.6	4	0	3	2	0	1	25	13.8
VIRGINIA TECH		12-08-13	*	38	4	15	.267	1	5	.200	0	0	.000	2	2	4	6.3	2	0	2	0	0	1	9	13.3
at Savannah State		12-19-13	*	37	5	11	.455	1	5	.200	2	2	1.000	1	2	3	6.0	1	0	5	2	1	2	13	13.3
LA SALLE		12-22-13	*	33	6	12	.500	1	5	.200	4	6	.667	4	5	9	6.3	0	0	4	2	0	1	17	13.6
LOYOLA		12-30-13	*	27	6	11	.545	4	6	.667	1	2	.500	2	7	9	6.5	2	0	1	2	0	3	17	13.8
at Syracuse		01-04-14	*	35	3	9	.333	1	4	.250	0	0	.000	0	4	4	6.3	1	0	4	2	0	0	7	13.4
at UNC		01-08-14	*	31	7	14	.500	2	6	.333	3	6	.500	1	9	10	6.5	4	0	0	1	1	0	19	13.7
FLORIDA STATE		01-15-14	*	34	8	16	.500	5	9	.556	0	0	.000	1	3	4	6.4	2	0	0	0	0	1	21	14.2
at Georgia Tech		01-18-14	*	36	5	9	.556	2	5	.400	0	0	.000	1	5	6	6.4	0	0	0	2	0	0	12	14.1
DUKE		01-22-14	*	27	1	6	.167	0	3	.000	0	0	.000	1	2	3	6.2	3	0	0	0	0	1	2	13.4
SYRACUSE		01-25-14	*	38	5	9	.556	3	5	.600	0	0	.000	2	6	8	6.3	2	0	2	1	0	1	13	13.4
at Maryland		01-29-14	*	31	5	8	.625	3	5	.600	12	13	.923	0	5	5	6.2	3	0	2	0	0	1	25	14.0
NORFOLK STATE		02-01-14	*	39	5	13	.385	3	10	.300	2	2	1.000	1	6	7	6.2	1	0	3	4	0	1	15	14.0
PITTSBURGH		02-05-14	*	41	7	14	.500	4	9	.444	3	5	.600	1	3	4	6.1	1	0	3	2	0	0	21	14.3
NC STATE		02-08-14	*	37	5	14	.357	3	10	.300	7	8	.875	3	2	5	6.1	2	0	0	3	0	3	20	14.6
at Florida State		02-10-14	*	33	3	11	.273	2	8	.250	6	8	.750	0	5	5	6.0	1	0	1	0	1	0	14	14.5
at Virginia Tech		02-15-14	*	37	4	16	.250	3	12	.250	1	2	.500	4	6	10	6.2	3	0	1	2	0	0	12	14.4
NOTRE DAME		02-19-14	*	35	6	13	.462	3	7	.429	6	6	1.000	3	8	11	6.4	1	0	5	3	0	0	21	14.7
BOSTON COLLEGE		02-22-14	*	32	8	14	.571	4	7	.571	2	2	1.000	0	5	5	6.3	3	0	2	0	0	1	22	15.0
at Virginia		02-26-14	*	39	5	12	.417	0	4	.000	2	6	.333	0	3	3	6.2	1	0	1	1	1	0	12	14.9
at NC State		03-01-14	*	37	7	13	.538	1	4	.250	5	8	.625	1	4	5	6.2	2	0	2	1	0	1	20	15.0
at Clemson		03-04-14	*	40	9	17	.529	1	5	.200	2	4	.500	0	2	2	6.0	4	0	3	1	0	0	21	15.2
WAKE FOREST		03-08-14	*	39	8	15	.533	2	8	.250	1	3	.333	1	2	3	5.9	0	0	3	2	0	0	19	15.4





# TONYE JEKIRI

Sophomore | Center | 7-0 | 235

# #23

Hialeah, Fla. | Champagnat Catholic School

- First career double-double was 14 points, 13 rebounds at NC State (3/1).
- 4+ rebounds 21 times this season, 14 times in ACC play.
- Scored 4+ points in 15 outings, seven times in ACC play.
- 20+ minutes per game 20 times.
- Has only played basketball for four years after moving from Nigeria to South Florida in September 2010 to begin hoops career. Previously played soccer.
- Gained 25 pounds from a season ago, drinking protein shakes, and eating chicken and rice dishes.
- Averaged 3.3 points, 3.3 rebounds, 0.7 blocks and 10.3 minutes in three 2013 NCAA tournament games.
- Saints fan because of former Hurricane Jimmy Graham.
- Terrific learner who picks up concepts quickly.
- Good passer for his size.
- Developing his offensive game.
- Can play with back to basket or step out for a 10-12-foot shot.
- Runs the floor like a guard and has unstoppable motor.
- Only scholarship sophomore on the team, second Florida recruit in Larrañaga era.
- One of eight players on the team recruited by Larrañaga staff.
- Acclimated himself well from Nigeria to U.S. culture.
- Chose jersey number 23 because July 23 is birthday.
- Approach vertical: 37.
- Born Tonye (TAHN-yay) Frank Jekiri (Ja-KEER-EE) July 23, 1994 in Port Harcourt, Nigeria. Son of Emilinia and Frank. Brother to Tammie, Omiebi and Boma.
- Majoring in sports administration.
- Chose Miami over considerations from Virginia Tech, Clemson, Florida State, Auburn, Vanderbilt and Alabama.
- Rated 17th-best center in country by ESPN.com and No. 13 by Scout.com.
- Averaged 20 points, 12 rebounds and 5 blocks per game as a senior.
- On AAU circuit, played for Team Breakdown.

2012-13			
Opposition	P	R	A
at FGCU	1	2	0
Jacksonville	0	0	0
Michigan State	0	2	0
at Massachusetts	0	0	0
Charlotte	0	0	0
at UCF	3	2	0
at Hawai'i	1	0	0
vs. Arizona	0	2	0
vs. Indiana State	0	0	0
La Salle	0	1	0
at Georgia Tech	2	2	0
at North Carolina	0	1	0
Maryland	2	4	0
at Boston College	0	1	1
Duke	2	2	0
Florida State	4	2	0
at Virginia Tech	2	1	0
at NC State	0	2	1
Boston College	2	4	0
North Carolina	2	2	0
at Florida State	2	2	0
at Clemson	0	0	0
Virginia	2	0	0
at Wake Forest	2	3	0
Virginia Tech	4	2	0
at Duke	2	0	0
Georgia Tech	0	0	0
Clemson	2	3	0
vs. Boston College	0	1	0
vs. NC State	2	3	0
vs. North Carolina	1	1	0
vs. Pacific	6	5	0
vs. Illinois	4	2	1
vs. Marquette	0	3	0

## Jekiri Season / Career Highs

### Points

Season: 15, at Florida State, 2/10/14  
 Career: 15, at Florida State, 2/10/14  
 ACC: 15, at Florida State, 2/10/14

### Rebounds

Season: 13, at NC State, 3/1/14  
 Career: 13, at NC State, 3/1/14  
 ACC: 13, at NC State, 3/1/14

### Assists

Season: 4, vs. Syracuse, 1/25/14  
 Career: 4, vs. Syracuse, 1/25/14  
 ACC: 4, vs. Syracuse, 1/25/14

### Steals

Season: 2 (6x) last at NC State, 3/1/14  
 Career: 2 (6x) last at NC State, 3/1/14  
 ACC: 2 (5x) last at NC State, 3/1/14

### Blocked Shots

Season: 3 (2x) last vs. Wake Forest, 3/8/14  
 Career: 3 (2x) last vs. Wake Forest, 3/8/14  
 ACC: 3 (2x) last vs. Wake Forest, 3/8/14

### Field Goals

Season: 5 (2x) last at NC State, 3/1/14  
 Career: 5 (2x) last at NC State, 3/1/14  
 ACC: 5 (2x) last at NC State, 3/1/14

### Field Goal Attempts

Season: 7 (5x) last at NC State, 3/1/14  
 Career: 7 (5x) last at NC State, 3/1/14  
 ACC: 7 (3x) last at NC State, 3/1/14

### Free Throws

Season: 5, at Florida State, 2/10/14  
 Career: 5, at Florida State, 2/10/14  
 ACC: 5, at Florida State, 2/10/14

### Free Throw Attempts

Season: 7, at Florida State, 2/10/14  
 Career: 7, at Florida State, 2/10/14  
 ACC: 7, at Florida State, 2/10/14

### 3-Point Field Goals

Season: --  
 Career: --  
 ACC: --

### 3-Point Field Goal Attempts

Season: --  
 Career: --  
 ACC: --

### Foul Disqualifications

Season: 5, last at NC State, 3/1/14  
 Career: 4, last at Georgia Tech, 1/18/14  
 ACC: 4, last at NC State, 3/1/14

### Minutes


Season: 35, at Maryland, 1/29/14  
 Career: 35, at Maryland, 1/29/14  
 ACC: 35, at Maryland, 1/29/14

## JEKIRI CAREER STATISTICS

Season	GP	GS	Min.	Avg.	FG	FGA	Pct.	3-Point FG	3-Point FGA	3-Point Pct.	Free Throws FT	Free Throws FTA	Free Throws Pct.	Off.	Def.	Tot.	Avg.	PF	FO	Ast.	TO	Blk	Stl	Pts.	Avg.
2012-13	34	0	235	6.9	18	35	.514	0	0	.000	11	20	.550	28	27	55	1.6	35	0	4	11	11	7	47	1.4
2013-14	31	14	639	20.6	54	120	.450	0	0	.000	20	37	.541	60	99	159	5.1	82	5	19	27	25	21	128	4.1
TOTAL	65	14	874	13.4	72	155	.465	0	0	.000	31	57	.544	88	126	214	3.3	117	5	23	38	36	28	175	2.7

JEKIRI 2013-14			TOTAL			3-PTS			FREE THROWS			REBOUNDS												
Opponent	Date	GS	Min	FG	FGA	Pct	3FG	FGA	Pct	FT	FTA	Pct	Off	Def	Tot	Avg	PF	FO	A	TO	Blk	Stl	Pts	Avg
SFB	11-08-13	*	23	2	7	.286	0	0	.000	2	2	1.000	1	8	9	9.0	5	1	1	2	1	0	6	6.0
GA. SOUTHERN	11-11-13	*	9	1	4	.250	0	0	.000	0	0	.000	1	0	1	5.0	2	0	0	2	0	0	2	4.0
TEXAS SOUTHERN	11-14-13	*	12	2	6	.333	0	0	.000	0	0	.000	2	2	4	4.7	1	0	0	1	0	0	4	4.0
at Charleston	11-18-13		16	3	4	.750	0	0	.000	0	0	.000	2	1	3	4.3	3	0	0	0	1	0	6	4.5
UCF	11-21-13		17	1	3	.333	0	0	.000	0	0	.000	0	3	3	4.0	3	0	0	0	0	1	2	4.0
vs George Washington	11-28-13	*	21	1	3	.333	0	0	.000	0	0	.000	0	1	1	3.5	0	0	1	1	1	1	2	3.7
at Cal State Fullerton	11-29-13		20	2	3	.667	0	0	.000	0	0	.000	0	4	4	3.6	3	0	0	2	0	0	4	3.7
vs Arizona State	12-01-13		10	0	3	.000	0	0	.000	0	0	.000	2	1	3	3.5	1	0	0	0	0	0	0	3.3
at Nebraska	12-04-13		21	1	2	.500	0	0	.000	0	0	.000	2	5	7	3.9	2	0	1	0	1	0	2	3.1
VIRGINIA TECH	12-08-13		21	1	5	.200	0	0	.000	0	0	.000	3	4	7	4.2	0	0	0	0	1	0	2	3.0
at Savannah State	12-19-13		14	2	2	1.000	0	0	.000	0	0	.000	0	1	1	3.9	2	0	1	3	1	1	4	3.1
LA SALLE	12-22-13		25	4	7	.571	0	0	.000	1	2	.500	2	5	7	4.2	3	0	0	0	1	2	9	3.6
LOYOLA	12-30-13		23	4	5	.800	0	0	.000	2	4	.500	1	3	4	4.2	5	1	2	1	2	1	10	4.1
at Syracuse	01-04-14		18	2	5	.400	0	0	.000	1	2	.500	2	1	3	4.1	2	0	2	0	1	1	5	4.1
at UNC	01-08-14		27	1	4	.250	0	0	.000	0	0	.000	3	7	10	4.5	4	0	1	3	3	2	2	4.0
FLORIDA STATE	01-15-14	*	20	1	3	.333	0	0	.000	0	0	.000	3	4	7	4.6	5	1	1	0	0	0	2	3.9
at Georgia Tech	01-18-14	*	16	0	1	.000	0	0	.000	0	0	.000	0	3	3	4.5	5	1	0	2	1	0	0	3.6
DUKE	01-22-14	*	26	4	7	.571	0	0	.000	0	1	.000	3	6	9	4.8	1	0	0	1	1	1	8	3.9
SYRACUSE	01-25-14	*	27	1	4	.250	0	0	.000	1	4	.250	3	2	5	4.8	4	0	4	0	0	0	3	3.8
at Maryland	01-29-14	*	35	0	3	.000	0	0	.000	0	0	.000	3	3	6	4.9	2	0	0	3	1	0	0	3.7
NORFOLK STATE	02-01-14	*	23	2	3	.667	0	0	.000	0	0	.000	1	1	2	4.7	2	0	1	1	1	0	4	3.7
PITTSBURGH	02-05-14	*	20	1	3	.333	0	0	.000	1	2	.500	3	1	4	4.7	4	0	0	0	0	2	3	3.6
NC STATE	02-08-14	*	18	0	2	.000	0	0	.000	0	0	.000	1	3	4	4.7	1	0	0	0	0	0	0	3.5
at Florida State	02-10-14		26	5	6	.833	0	0	.000	5	7	.714	2	4	6	4.7	3	0	0	2	2	1	15	4.0
at Virginia Tech	02-15-14		11	0	0	.000	0	0	.000	0	2	.000	0	3	3	4.6	1	0	0	0	0	0	0	3.8
NOTRE DAME	02-19-14		15	1	3	.333	0	0	.000	0	0	.000	2	4	6	4.7	2	0	2	1	1	2	2	3.7
BOSTON COLLEGE	02-22-14		18	2	7	.286	0	0	.000	1	2	.500	4	3	7	4.8	0	0	1	0	1	2	5	3.8
at Virginia	02-26-14		22	1	3	.333	0	0	.000	2	4	.500	4	2	6	4.8	4	0	0	1	0	0	4	3.8
at NC State	03-01-14	*	34	5	7	.714	0	0	.000	4	5	.800	6	7	13	5.1	5	1	0	1	1	2	14	4.1
at Clemson	03-04-14	*	23	1	1	1.000	0	0	.000	0	0	.000	0	2	2	5.0	4	0	0	0	0	1	2	4.1
WAKE FOREST	03-08-14		28	3	4	.750	0	0	.000	0	0	.000	4	5	9	5.1	3	0	1	0	3	1	6	4.1





# JAMES KELLY

Junior | Forward | 6-7 | 246

# #35

Ann Arbor, Mich. | Owens CC | Pioneer HS

## Kelly Season Highs

### Points

Season: 18, at Charleston, 11/18/13  
ACC: 12, vs. Virginia Tech, 12/8/13

### Rebounds

Season: 9, vs. Virginia Tech, 12/8/13  
ACC: 9, vs. Virginia Tech, 12/8/13

### Assists

Season: 2 (2x) last vs. Texas Southern, 11/14/13  
ACC: 1 (4x) last at Clemson, 3/4/14

### Steals

Season: 2 (2x) last at Charleston, 11/18/13  
ACC: 1 (4x) last at Virginia Tech, 2/15/14

### Blocked Shots

Season: 2, at Cal State Fullerton, 11/29/13  
ACC: 1 (2x) last vs. Duke, 1/22/14

### Field Goals

Season: 7, vs. Texas Southern, 11/14/13  
ACC: 5, vs. Virginia Tech, 12/8/13

### Field Goal Attempts

Season: 14, vs. Virginia Tech, 12/8/13  
ACC: 14, vs. Virginia Tech, 12/8/13

### Free Throws

Season: 3 (3x) last vs. Duke, 1/22/14  
ACC: 3, vs. Duke, 1/22/14

### Free Throw Attempts

Season: 4 (3x) last vs. Duke, 1/22/14  
ACC: 4, vs. Duke, 1/22/14

### 3-Point Field Goals

Season: 3 (3x) last at Virginia Tech, 2/15/14  
ACC: 3, at Virginia Tech, 2/15/14

### 3-Point Field Goal Attempts

Season: 5, at Virginia Tech, 2/15/14  
ACC: 5, at Virginia Tech, 2/15/14

### Foul Disqualifications

Season: --  
ACC: --

### Minutes

Season: 35, vs. Arizona State, 12/1/13  
ACC: 31, vs. Virginia Tech, 12/8/13


- Prior to game vs. ND, was suspended indefinitely for violating team rules. Reinstated for game at NC State (3/1).
- Missed games against Maryland and Norfolk State due to lower extremity injury.
- Grabbed a rebound in all but two games.
- Played 20+ minutes 14 times.
- Began playing organized basketball junior year of high school after four-inch growth spurt.
- Good touch, very explosive and athletic.
- Catch and shoot from three and midrange.
- Inside-out talent.
- Spending more and more time in the gym to learn the game.
- Came to UM without visiting campus. Impressed by coaching staff's care for his schoolwork and off-the-court life.
- Increased bench 235 to 315 in four months, after never lifting weights before.
- Approach vertical: 37.5 | Bench max: 315
- Teammates compare him to former Cane DeQuan Jones for his personality and athleticism.
- Suite/roommates with Manu Lecomte, Davon Reed and Dre Burnett.
- One of eight players on the team recruited by Larrañaga staff.
- Averaged 17.9 points, 10.0 rebounds, 1.0 assist, 1.5 steals and 1.5 blocks per game in two seasons at Owens. Totaled 1,219 points, 678 rebounds, 105 blocks, 104 steals and 70 assists. First player in program history to record 1,000 points, 600 rebounds, 100 steals and 100 blocks in his career. 38 career double-doubles.
- Led the Ohio Community College Athletic Conference (OCCAC) in scoring (21.1 ppg) and rebounding (11.4 rpg), third in blocks (1.6bpg) and fourth in steals (2.3spg).
- NJCAA D-II Second Team All-American as a sophomore.
- Played in NJCAA Division II tournament semifinals.
- Born James Leo Kelly August 12, 1993. Son of Darlene Ison and Desi Kelly. Brother to Desi Kelly, Jr.
- Majoring in liberal arts.
- Recruited by Michigan State, New Mexico, West Virginia and Clemson.
- Played AAU for the Michigan Warriors.

## KELLY CAREER STATISTICS

Season	GP	GS	Min.	Avg.	FG	FGA	Pct.	3-Point FG	3-Point FGA	3-Point Pct.	Free Throws FT	Free Throws FTA	Free Throws Pct.	Off.	Def.	Tot.	Avg.	PF	FO	Ast.	TO	Blk	Stl	Pts.	Scoring Avg.
2013-14	25	11	472	18.9	65	133	.489	15	36	.417	18	27	.667	26	72	98	3.9	42	0	14	17	11	11	163	6.5

KELLY 2013-14			TOTAL			3-PTS			FREE THROWS			REBOUNDS													
Opponent	Date	GS	Min	FG	FGA	Pct	3FG	FGA	Pct	FT	FTA	Pct	Off	Def	Tot	Avg	PF	FO	A	TO	Blk	Stl	Pts	Avg	
SFB	11-08-13	5	0	0	.000	0	0	.000	0	0	.000	3	1	4	4.0	2	0	0	2	0	0	0	0.0		
GA. SOUTHERN	11-11-13	20	5	8	.625	0	1	.000	0	0	.000	2	0	2	3.0	2	0	2	0	0	1	10	5.0		
TEXAS SOUTHERN	11-14-13	28	7	11	.636	3	4	.750	0	0	.000	1	6	7	4.3	3	0	2	1	0	2	17	9.0		
at Charleston	11-18-13	*	33	6	9	.667	3	3	1.000	3	4	.750	0	4	4	4.3	2	0	1	0	1	2	18	11.3	
UCF	11-21-13	*	16	1	4	.250	0	2	.000	0	0	.000	2	2	4	4.2	3	0	1	1	1	0	2	9.4	
vs George Washington	11-28-13		28	5	9	.556	0	0	.000	1	2	.500	2	4	6	4.5	2	0	0	0	1	0	11	9.7	
at Cal State Fullerton	11-29-13	*	24	4	7	.571	1	2	.500	1	2	.500	1	6	7	4.9	3	0	1	0	2	0	10	9.7	
vs Arizona State	12-01-13	*	35	4	7	.571	0	2	.000	3	4	.750	0	6	6	5.0	3	0	1	1	1	0	11	9.9	
at Nebraska	12-04-13	*	28	1	4	.250	0	2	.000	0	0	.000	0	5	5	5.0	0	0	0	1	1	0	2	9.0	
VIRGINIA TECH	12-08-13	*	31	5	14	.357	0	1	.000	2	2	1.000	3	6	9	5.4	4	0	0	2	0	1	12	9.3	
at Savannah State	12-19-13	*	26	3	5	.600	0	1	.000	0	1	.000	2	6	8	5.6	0	0	1	2	0	1	6	9.0	
LA SALLE	12-22-13	*	20	4	7	.571	1	1	1.000	1	2	.500	0	3	3	5.4	1	0	0	2	1	1	10	9.1	
LOYOLA	12-30-13	*	29	5	8	.625	1	1	1.000	0	0	.000	2	4	6	5.5	2	0	1	0	1	0	11	9.2	
at Syracuse	01-04-14	*	28	4	5	.800	0	1	.000	0	0	.000	1	2	3	5.3	1	0	1	2	0	0	8	9.1	
at UNC	01-08-14	*	10	0	1	.000	0	1	.000	1	2	.500	0	1	1	5.0	2	0	0	0	1	1	1	8.6	
FLORIDA STATE	01-15-14		18	1	5	.200	1	3	.333	1	2	.500	3	1	4	4.9	2	0	0	1	0	1	4	8.3	
at Georgia Tech	01-18-14		3	0	0	.000	0	0	.000	0	0	.000	0	0	0	4.6	1	0	0	0	0	0	0	7.8	
DUKE	01-22-14		16	2	4	.500	1	2	.500	3	4	.750	0	2	2	4.5	1	0	0	1	1	0	8	7.8	
SYRACUSE	01-25-14		25	2	6	.333	0	0	.000	2	2	1.000	0	3	3	4.4	3	0	1	0	0	0	6	7.7	
PITTSBURGH	02-05-14		1	0	1	.000	0	1	.000	0	0	.000	0	1	1	4.3	0	0	0	0	0	0	0	7.4	
NC STATE	02-08-14		6	1	2	.500	0	0	.000	0	0	.000	1	1	2	4.1	0	0	0	1	0	0	2	7.1	
at Florida State	02-10-14		3	1	1	1.000	1	1	1.000	0	0	.000	0	0	0	4.0	0	0	0	0	0	0	3	6.9	
at Virginia Tech	02-15-14		21	3	8	.375	3	5	.600	0	0	.000	1	4	5	4.0	3	0	1	0	0	1	9	7.0	
at Clemson	03-04-14		9	1	4	.250	0	1	.000	0	0	.000	1	1	2	3.9	1	0	1	0	0	0	2	6.8	
WAKE FOREST	03-08-14		9	0	3	.000	0	1	.000	0	0	.000	1	3	4	3.9	1	0	0	0	0	0	0	6.5	





# DONNAVAN KIRK #22

Graduate | Forward | 6-9 | 228

Pontiac, Mich. | DePaul | Detroit Country Day HS

## Kirk Season / Career Highs

### Points

Season: 21, vs. Florida State, 1/15/14  
Career: 21, vs. Florida State, 1/15/14  
ACC: 21, vs. Florida State, 1/15/14

### Rebounds

Season: 11, (2x) last vs. Virginia Tech, 12/8/13  
Career: 11 (2x) last vs. Virginia Tech, 12/8/13  
ACC: 11, vs. Virginia Tech, 12/8/13

### Assists

Season: 2, vs. UCF, 11/21/13  
Career: 2 (2x) last vs. UCF, 11/21/13  
ACC: 1 (2x) last vs. Pittsburgh, 2/5/14

### Steals

Season: 2 (2x) last at Maryland, 1/29/14  
Career: 2 (9x), last at Maryland, 1/29/14  
ACC: 2, at Maryland, 1/29/14

### Blocked Shots

Season: 4 (4x) last vs. Florida State, 1/15/14  
Career: 8, vs. Providence 2/25/12  
ACC: 4 (2x) vs. Florida State, 1/15/14

### Field Goals

Season: 9, vs. Florida State, 1/15/14  
Career: 9, vs. Florida State, 1/15/14  
ACC: 9, vs. Florida State, 1/15/14

### Field Goal Attempts

Season: 13, vs. Ga. Southern, 11/11/13  
Career: 13 (2x) last vs. Ga. Southern, 11/11/13  
ACC: 12, vs. Florida State, 1/15/14

### Free Throws

Season: 6, vs. Norfolk State, 2/1/14  
Career: 6, vs. Norfolk State, 2/1/14  
ACC: 3, at Georgia Tech, 1/18/14

### Free Throw Attempts

Season: 8, vs. Norfolk State, 2/3/14  
Career: 8, vs. Norfolk State, 2/3/14  
ACC: 4 (2x) last at Maryland, 1/29/14

### 3-Point Field Goals

Season: 3, vs. Florida State, 1/15/14  
Career: 3, vs. Florida State, 1/15/14  
ACC: 3, vs. Florida State, 1/15/14

### 3-Point Field Goal Attempts

Season: 4 (2x) last at Maryland, 1/29/14  
Career: 4 (2x) last at Maryland, 1/29/14  
ACC: 4 (2x) last at Maryland, 1/29/14

### Foul Disqualifications

Season: 1, at North Carolina, 1/8/14  
Career: 4, last vs. Providence 1/5/13  
ACC: 1, at North Carolina, 1/8/14

### Minutes

Season: 39, vs. GWU, 11/28/13  
Career: 39 (2x) last vs. GWU, 11/28/13  
ACC: 37, at Maryland, 1/29/14

- 10+ rebounds four times.
- Started all but three games.
- Multiple blocks in 13 games.

MIAMI 2009-10			
Opposition	P	R	A
N.C. Central	4	4	0
Nova Southeastern	4	5	0
vs. Tulane	2	0	0
vs. UNC-W	0	0	0

MIAMI 2010-11			
Opposition	P	R	A
Jacksonville	0	0	0
at Memphis	6	4	0
N.C. Central	6	4	0
at Rutgers	0	0	0
McNeese State	4	3	0
at FGCU	6	6	0
Ole Miss	1	1	0
West Virginia	2	1	0
Stetson	6	0	0
vs UCF	4	1	0
vs Oral Roberts	0	0	0
vs Rice	0	0	0
vs Akron	0	1	0

DEPAUL 2011-12			
Opposition	P	R	A
vs Minnesota	2	0	0
vs Texas Tech	2	4	0
vs Arizona State	0	1	0
at Northern Illinois	0	2	0
Arkansas	6	6	0
Cal Poly	0	4	0
Syracuse	14	3	1
Pittsburgh	2	8	0
at Louisville	0	2	0
Georgetown	4	1	0
USF	0	1	0
at Rutgers	0	2	0
St. John's	6	2	0
at Cincinnati	0	3	1
Marquette	4	7	0
at Notre Dame	8	5	0
at St. John's	0	5	1
Louisville	11	4	1
at St. John's	6	5	0
Providence	4	11	0
at West Virginia	0	2	1
Seton Hall	8	8	0
vs Connecticut	4	6	0

DEPAUL 2012-13			
Opposition	P	R	A
UC Riverside	8	4	1
Gardner-Webb	8	2	0
Austin Peay	2	2	2
vs Wichita State	5	4	0
vs W. Kentucky	9	5	1
Fairfield	10	9	0
at Auburn	7	3	1
at Chicago State	3	3	0
Milwaukee	14	1	0
at Arizona State	2	2	1
Northern Ill.	2	0	1
UMBC	5	5	0
Loyola-Chicago	6	1	0
Seton Hall	2	1	0
at Providence	8	6	0
Cincinnati	4	4	0
St. John's	6	5	0
at Pittsburgh	3	3	0
at St. John's	6	6	1
Notre Dame	11	7	1
Villanova	3	4	1
at Marquette	16	4	1
at Notre Dame	16	4	0
Rutgers	11	7	0
at Georgetown	8	8	1
Connecticut	6	2	0
Louisville	2	9	0
at USF	5	2	0
at Syracuse	2	3	1
Pittsburgh	0	2	1
vs Rutgers	2	3	0

- Played 17 games at Miami before transferring to DePaul for redshirt sophomore season. Returned to Miami for graduate school after playing two full seasons for Blue Demons.
- Lean but strong athlete who benches 305 pounds.
- Approach vertical: 37.5 | Bench max: 305 | 185 test: 19
- Ability to score in and out, hitting shots from long range or in the paint.
- Exceptional shot-blocking timing.
- Very good student, earned B.S. in marketing with an emphasis in sales leadership from DePaul. Currently working on masters in community & social change at Miami.
- Block to foul ratio is notable.
- Nationally ranked in blocks after posting 50 blocks for DePaul a season ago.
- One of eight players on the team recruited by Larrañaga staff.
- Roommate with Garrius Adams both in 2009 and now.
- 12th in DePaul history with 82 blocked shots in a Blue Demon uniform.
- Played in just four games as a true freshman at Miami due to back injury. Earned the team's "Iron Man Award", in recognition of the UM men's basketball player who has exhibited dedication in the classroom, locker room and weight room.
- Participated in the 2009 Academic All-American Classic, featuring the country's top basketball players that also excelled in the classroom.
- Played AAU basketball for The Family.
- Recruited out of high school by Michigan State, USF and USC.
- Born Donnavan Lewis Kirk July 22, 1991. Son of Eric Kirk and Tanya Orr. Brother, Eric Jr. and two sisters, Paige and Bria.

## KIRK MIAMI CAREER STATISTICS

Season	GP	GS	Min.	Avg.	FG	FGA	Pct.	FG	FGA	Pct.	FT	FTA	Pct.	Off.	Def.	Tot.	Avg.	PF	FO	Ast.	TO	Blk	Stl	Pts.	Avg.
2009-10	4	0	26	6.5	4	7	.571	0	0	.000	2	2	1.000	4	5	9	2.3	2	0	0	3	0	2	10	2.5
2010-11	13	3	124	9.5	13	32	.406	0	2	.000	9	10	.900	7	14	21	1.6	18	0	0	14	4	2	35	2.7
2013-14	30	28	800	26.7	93	204	.456	12	40	.300	35	58	.603	67	85	152	5.1	60	1	5	37	46	11	233	7.8
TOTAL	47	31	950	20.2	110	243	.453	12	42	.286	46	70	.657	78	104	182	3.9	80	1	5	54	50	15	278	5.9

## DEPAUL STATS

2011-12	23	4	415	18.0	32	73	.438	3	9	.333	14	20	.700	31	61	92	4.0	60	3	5	11	32	10	81	3.5
2012-13	31	28	810	26.1	93	205	.454	12	40	.300	35	58	.603	67	87	154	5.0	62	1	5	39	46	11	233	7.5
TOTAL	48	31	960	20.0	110	244	.451	12	42	.286	46	70	.657	78	106	184	3.8	82	1	5	56	50	15	278	5.8

## KIRK 2013-14

Opponent	Date	GS	Min	FG	FGA	Pct	3FG	FGA	Pct	FT	FTA	Pct	Off	Def	Tot	Avg	PF	FO	A	TO	Blk	Stl	Pts	Avg
SFB	11-08-13	*	35	6	8	.750	0	1	.000	4	6	.667	7	3	10	10.0	3	0	0	4	2	1	16	16.0
GA. SOUTHERN	11-11-13	*	36	7	13	.538	1	2	.500	3	3	1.000	5	5	10	10.0	1	0	0	1	3	1	18	17.0
TEXAS SOUTHERN	11-14-13	*	30	7	12	.583	0	2	.000	1	1	1.000	2	1	3	7.7	3	0	1	0	3	2	15	16.3
at Charleston	11-18-13	*	29	4	8	.500	1	1	1.000	0	0	.000	3	6	9	8.0	1	0	0	3	2	0	9	14.5
UCF	11-21-13	*	33	3	8	.375	0	2	.000	0	2	.000	1	4	5	7.4	1	0	2	0	1	1	6	12.8
vs George Washington	11-28-13	*	39	3	8	.375	0	0	.000	0	0	.000	2	9	11	8.0	2	0	0	2	4	0	6	11.7
at Cal State Fullerton	11-29-13	*	27	2	4	.500	0	0	.000	1	2	.500	2	0	2	7.1	3	0	0	2	1	0	5	10.7
vs Arizona State	12-01-13	*	28	3	9	.333	0	0	.000	1	1	1.000	2	1	3	6.6	2	0	0	2	2	0	7	10.3
at Nebraska	12-04-13	*	18	0	4	.000	0	1	.000	1	2	.500	1	3	4	6.3	4	0	0	1	1	1	1	9.2
VIRGINIA TECH	12-08-13	*	29	2	7	.286	0	1	.000	2	4	.500	4	7	11	6.8	1	0	0	3	2	0	6	8.9
at Savannah State	12-19-13	*	36	6	10	.600	1	1	1.000	2	3	.667	5	4	9	7.0	3	0	0	2	3	0	15	9.5
LA SALLE	12-22-13	*	35	4	9	.444	0	2	.000	1	2	.500	4	5	9	7.2	2	0	0	1	4	0	9	9.4
LOYOLA	12-30-13	*	17	5	9	.556	0	0	.000	2	5	.400	5	4	9	7.3	2	0	0	0	0	0	12	9.6
at Syracuse	01-04-14	*	30	1	3	.333	0	0	.000	0	0	.000	2	2	4	7.1	3	0	1	3	4	0	2	9.1
at UNC	01-08-14	*	20	3	5	.600	1	3	.333	0	0	.000	1	2	3	6.8	5	1	0	0	1	0	7	8.9
FLORIDA STATE	01-15-14	*	34	9	12	.750	3	4	.750	0	2	.000	4	1	5	6.7	4	0	0	1	4	1	21	9.7
at Georgia Tech	01-18-14	*	35	5	6	.833	1	2	.500	3	3	1.000	2	5	7	6.7	1	0	0	2	0	0	14	9.9
DUKE	01-22-14	*	29	5	11	.455	1	3	.333	0	0	.000	1	0	1	6.4	2	0	0	1	0	0	11	10.0
SYRACUSE	01-25-14	*	20	1	5	.200	0	1	.000	1	2	.500	0	1	1	6.1	2	0	0	1	1	0	3	9.6
at Maryland	01-29-14	*	37	3	8	.375	1	4	.250	2	4	.500	3	6	9	6.3	2	0	0	1	2	2	9	9.6
NORFOLK STATE	02-01-14	*	35	2	8	.250	0	2	.000	6	8	.750	1	6	7	6.3	1	0	0	0	3	1	10	9.6
PITTSBURGH	02-05-14	*	22	0	4	.000	0	1	.000	0	0	.000	0	2	2	6.1	1	0	1	1	1	1	0	9.2
NC STATE	02-08-14	*	16	0	6	.000	0	1	.000	1	2	.500	2	1	3	6.0	1	0	0	1	0	0	1	8.8
at Florida State	02-10-14	*	28	6	7	.857	2	2	1.000	2	2	1.000	0	1	1	5.8	3	0	0	1	1	0	16	9.1
at Virginia Tech	02-15-14	*	26	0	3	.000	0	3	.000	1	2	.500	3	3	6	5.8	1	0	0	0	0	0	1	8.8
NOTRE DAME	02-19-14	*	20	2	3	.667	0	0	.000	0	0	.000	1	0	1	5.6	1	0	0	0	0	0	4	8.6
BOSTON COLLEGE	02-22-14	*	16	2	6	.333	0	0	.000	1	2	.500	1	0	1	5.4	0	0	0	0	0	0	5	8.5
at Virginia	02-26-14	*	19	2	7	.286	0	1	.000	0	0	.000	2	1	3	5.3	3	0	0	2	0	0	4	8.3
at NC State	03-01-14	*	7	0	0	.000	0	0	.000	0	0	.000	0	0	0	5.1	1	0	0	1	0	0	0	8.0
at Clemson	03-04-14	*	14	0	1	.000	0	0	.000	0	0	.000	1	2	3	5.1	1	0	0	1	1	0	0	7.8
WAKE FOREST	03-08-14	*	10	0	1	.000	0	0	.000	0	0	.000	0	2	2	5.0	2	0	0	2	0	0	0	7.5





# MANU LECOMTE #20

Freshman | Guard | 5-11 | 159

Brussels, Belgium | Athene des Pagodes

- An assist in all but three games. Multiple assists 20 times and 4+ seven times.
- Hit multiple 3-pointers in eight games.
- Grabbed 4+ rebounds nine times.
- Team's only pure point guard. Can shoot the three or pull up for jumpers.
- Played as an amateur at the pro level in Belgium since he was 16.
- Head coach Larrañaga and assistant coach Michael Huger both played pro ball in Belgium.
- Young collegiate player, turning 18 in August of his freshman year at Miami.
- Very good shooter who averages in upper 60s in five minutes of threes drill.
- Adjusted well to American culture and has acclimated himself well to Miami.
- Did not visit campus before attending UM.
- Improved strength in short amount of time.
- Approach vertical: 35.5 | Bench max: 245 | 185 test: 11
- Very professional about his game, wants to improve, spends a lot of time working at it.
- One of eight players on the team recruited by Larrañaga staff
- Suite/roommates with James Kelly, Davon Reed and Dre Burnett.
- Born Emmanuel Lecomte [la-conn-t] Aug. 16, 1995. Goes by Manu [man-ew].
- Son of Philippe and Marie. Brother to Christina.
- First language is French. Mother is Cameroonian and father is Belgian.
- Played for second division Mons-Hainant Belfius in Belgium where he averaged 12.4 points, 2.8 rebounds, and 3.2 assists per game
- Majoring in economics.
- Competed in Belgium's U16, U18 and U20 championships, most recently playing in the U18 European Championship, where he led his country in scoring with 12.0 ppg and 2.9 assists in eight outings.
- Also recruited by Gonzaga, Creighton and UAB.

## Lecomte Season Highs

### Points

Season: 19, at Maryland, 1/29/14  
ACC: 19, at Maryland, 1/29/14

### Rebounds

Season: 5 (3x), last vs. Wake Forest, 3/8/14  
ACC: 5 (3x), last vs. Wake Forest, 3/8/14

### Assists

Season: 7, at North Carolina, 1/8/14  
ACC: 7, at North Carolina, 1/8/14

### Steals

Season: 3, vs. Wake Forest, 3/8/14  
ACC: 3, vs. Wake Forest, 3/8/14

### Blocked Shots

Season: 1, vs. Ga. Southern, 11/11/13  
ACC: --

### Field Goals

Season: 8, at Maryland, 1/29/14  
ACC: 8, at Maryland, 1/29/14

### Field Goal Attempts

Season: 12, at Georgia Tech, 1/18/14  
ACC: 12, at Georgia Tech, 1/18/14

### Free Throws

Season: 6 (3x) last at Georgia Tech, 1/18/14  
ACC: 6 (2x) last at Georgia Tech, 1/18/14

### Free Throw Attempts

Season: 8, at North Carolina, 1/8/14  
ACC: 8, at North Carolina, 1/8/14

### 3-Point Field Goals

Season: 3 (3x) last at NC State, 3/1/14  
ACC: 3 (2x) last at NC State, 3/1/14

### 3-Point Field Goal Attempts

Season: 4 (5x) last vs. Norfolk State, 2/1/14  
ACC: 4 (2x) last at Maryland, 1/29/14

### Foul Disqualifications

Season: --  
ACC: --

### Minutes


Season: 38, at North Carolina, 1/8/14  
ACC: 38, at North Carolina, 1/8/14

## LECOMTE CAREER STATISTICS

Season	GP	GS	Min.	Avg.	3-Point			Free Throws			Rebounds				Scoring			
					FG	FGA	Pct.	FT	FTA	Pct.	Off.	Def.	Tot.	Avg.	PF	FO	Ast.	TO
2013-14	31	15	870	28.1	82	191	.429	26	63	.413	54	70	.771	23	45	68	2.2	57

LECOMTE 2013-14				TOTAL			3-PTS			FREE THROWS			REBOUNDS													
Opponent	Date	GS	Min	FG	FGA	Pct	3FG	FGA	Pct	FT	FTA	Pct	Off	Def	Tot	Avg	PF	F0	A	TO	Blk	Stl	Pts	Avg		
SFB	11-08-13	*	34	3	10	.300	0	2	.000	3	4	.750	0	1	1	1.0	2	0	1	2	0	2	9	9.0		
GA. SOUTHERN	11-11-13	*	36	4	8	.500	2	4	.500	2	2	1.000	1	3	4	2.5	1	0	1	0	1	1	12	10.5		
TEXAS SOUTHERN	11-14-13	*	33	4	8	.500	2	4	.500	2	2	1.000	2	1	3	2.7	1	0	4	0	0	2	12	11.0		
at Charleston	11-18-13	*	33	4	8	.500	0	0	.000	6	6	1.000	0	4	4	3.0	4	0	5	3	0	0	14	11.8		
UCF	11-21-13	*	33	0	6	.000	0	2	.000	0	0	.000	0	0	0	2.4	2	0	2	3	0	0	0	9.4		
vs George Washington	11-28-13	*	25	2	6	.333	1	2	.500	0	0	.000	2	0	2	2.3	2	0	0	2	0	0	5	8.7		
at Cal State Fullerton	11-29-13		15	2	4	.500	0	2	.000	0	0	.000	0	3	3	2.4	1	0	1	0	0	1	4	8.0		
vs Arizona State	12-01-13		10	1	3	.333	0	0	.000	0	0	.000	0	1	1	2.3	0	0	1	0	0	0	2	7.3		
at Nebraska	12-04-13		23	2	4	.500	0	0	.000	1	3	.333	0	2	2	2.2	4	0	4	4	0	0	5	7.0		
VIRGINIA TECH	12-08-13		27	3	8	.375	0	1	.000	1	2	.500	0	4	4	2.4	2	0	2	3	0	1	7	7.0		
at Savannah State	12-19-13		32	2	3	.667	2	2	1.000	4	4	1.000	0	2	2	2.4	1	0	4	2	0	2	10	7.3		
LA SALLE	12-22-13		28	2	6	.333	0	1	.000	1	2	.500	1	3	4	2.5	3	0	2	0	0	1	5	7.1		
LOYOLA	12-30-13		20	2	3	.667	1	1	1.000	1	2	.500	0	0	0	2.3	2	0	3	0	0	1	6	7.0		
at Syracuse	01-04-14		25	3	6	.500	2	4	.500	0	0	.000	0	0	0	2.1	1	0	0	2	0	1	8	7.1		
at UNC	01-08-14		38	2	7	.286	1	1	1.000	6	8	.750	0	3	3	2.2	2	0	7	2	0	0	11	7.3		
FLORIDA STATE	01-15-14	*	37	1	7	.143	0	2	.000	0	0	.000	0	1	1	2.1	2	0	6	0	0	0	2	7.0		
at Georgia Tech	01-18-14	*	37	5	12	.417	0	3	.000	6	6	1.000	2	2	4	2.2	1	0	3	3	0	1	16	7.5		
DUKE	01-22-14	*	23	1	2	.500	0	0	.000	2	2	1.000	0	0	0	2.1	2	0	2	6	0	0	4	7.3		
SYRACUSE	01-25-14	*	20	1	2	.500	1	2	.500	0	0	.000	0	0	0	2.0	1	0	1	0	0	0	3	7.1		
at Maryland	01-29-14	*	35	8	11	.727	3	4	.750	0	2	.000	0	0	0	1.9	1	0	2	5	0	0	19	7.7		
NORFOLK STATE	02-01-14	*	28	4	6	.667	3	4	.750	2	2	1.000	2	1	3	2.0	4	0	2	0	0	0	13	8.0		
PITTSBURGH	02-05-14	*	35	2	7	.286	0	3	.000	4	6	.667	3	2	5	2.1	3	0	2	3	0	0	8	8.0		
NC STATE	02-08-14	*	29	4	10	.400	1	3	.333	4	6	.667	3	1	4	2.2	3	0	1	2	0	1	13	8.2		
at Florida State	02-10-14		14	1	3	.333	0	0	.000	4	4	1.000	0	0	0	2.1	1	0	3	1	0	1	6	8.1		
at Virginia Tech	02-15-14		19	0	5	.000	0	3	.000	0	0	.000	0	0	0	2.0	1	0	2	1	0	0	0	7.8		
NOTRE DAME	02-19-14		22	3	5	.600	2	3	.667	0	0	.000	1	0	1	2.0	1	0	2	3	0	0	8	7.8		
BOSTON COLLEGE	02-22-14		31	5	7	.714	1	2	.500	0	0	.000	1	2	3	2.0	3	0	1	2	0	1	11	7.9		
at Virginia	02-26-14		28	1	5	.200	0	1	.000	1	2	.500	2	3	5	2.1	1	0	0	1	0	0	3	7.7		
at NC State	03-01-14		36	4	6	.667	3	3	1.000	4	4	1.000	0	2	2	2.1	2	0	3	3	0	0	15	8.0		
at Clemson	03-04-14	*	30	2	6	.333	0	2	.000	0	0	.000	1	1	2	2.1	2	0	1	0	0	2	4	7.8		
WAKE FOREST	03-08-14		34	4	7	.571	1	2	.500	0	1	.000	2	3	5	2.2	1	0	6	4	0	3	9	7.9		





# DAVON REED

Freshman | Guard | 6-6 | 208

# #5

Ewing, N.J. | Princeton Day School (N.J.)

- Scored in last 14 of 15 games.
- Scored in double digits six times this season.
- Hit a three in 9 of last 12 games.
- Has a rebound in all but five games.
- Focused. Structured. Determined. Competitive. True student of the game. Will do whatever it takes to win.
- Roommate James Kelly says Reed is the most organized and focused person he's ever met.
- A 3 guard who is playing out of position at the point for Miami.
- Improved bench 175 to 250 pounds in four months.
- Approach vertical: 40.5 | Bench max: 250 | 185 test: 11
- One of eight players on the team recruited by Larrañaga staff.
- Suite/roommates with Manu Lecomte, Davon Reed and Dre Burnett.
- Four-star swingman listed as a Top 100 player (No. 97) by Rivals.com and No. 78 in the Class of 2013 by ESPN
- Third-best talent in New Jersey and 18th best nationally at the shooting guard position, according to ESPN.com.
- Kevin Durant Skills Academy. McDonald's All-American candidate.
- 2,000 point scorer. Averaged 24 points and 10 rebounds as a senior.
- Youth Role Model Award from Join-Effort Princeton for both dedication to his community and excellence in his personal life.
- Born Davon Malcolm Reed June 11, 1995. Son of David Reed and Rose Reed. Brother to Miles.
- Majoring in sports administration
- Played AAU ball with Team Final.
- Chose Miami over offers from Wake Forest, Cincinnati, Xavier and Memphis.

## Reed Season Highs

### Points

Season: 19 vs. Arizona State, 12/1/13  
ACC: 16, vs. Syracuse, 1/25/14

### Rebounds

Season: 5 (2x) last vs. Virginia Tech, 12/8/13  
ACC: 5, vs. Virginia Tech, 12/8/13

### Assists

Season: 7, vs. Loyola, 12/30/13  
ACC: 2, at Florida State, 2/10/14

### Steals

Season: 2 (4x) last vs. Loyola, 12/30/13  
ACC: 1 (5x) last at Virginia, 2/26/14

### Blocked Shots

Season: 1 (4x) last at Florida State, 2/10/14  
ACC: 1 (2x) last at Florida State, 2/10/14

### Field Goals

Season: 7, vs. UCF, 11/21/13  
ACC: 5, vs. Syracuse, 1/25/14

### Field Goal Attempts

Season: 12, at Cal State Fullerton, 11/29/13  
ACC: 10 (2x) last vs. Notre Dame, 2/19/14

### Free Throws

Season: 5, vs. Loyola, 12/30/13  
ACC: 4, vs. Notre Dame, 2/19/14

### Free Throw Attempts

Season: 6, vs. Arizona State, 12/1/13  
ACC: 4 (2x) last vs. Notre Dame, 2/19/14

### 3-Point Field Goals

Season: 5, vs. Arizona State, 12/1/13  
ACC: 3, vs. Syracuse, 1/25/14

### 3-Point Field Goal Attempts

Season: 8, vs. Arizona State, 12/1/13  
ACC: 6, at Virginia Tech, 2/15/14

### Foul Disqualifications

Season: --  
ACC: --

### Minutes


Season: 36 (2x) last vs. Arizona State, 12/1/13  
ACC: 32, vs. Virginia Tech, 12/8/13

## REED CAREER STATISTICS

REED CAREER STATISTICS										3-Point			Free Throws			Rebounds						Scoring					
Season	GP	GS	Min.	Avg.	FG	FGA	Pct.	FG	FGA	Pct.	FT	FTA	Pct.	Off.	Def.	Tot.	Avg.	PF	FO	Ast.	TO	Blk	Stl	Pts.	Avg.		
2013-14	31	10	640	20.6	63	191	.330	35	101	.347	33	51	.647	12	42	54	1.7	50	0	37	41	4	15	194	6.3		

REED 2013-14			TOTAL				3-PTS			FREE THROWS			REBOUNDS													
Opponent	Date	GS	Min	FG	FGA	Pct	3FG	FGA	Pct	FT	FTA	Pct	Off	Def	Tot	Avg	PF	F0	A	TO	Blk	Stl	Pts	Avg		
SFB	11-08-13		18	1	5	.200	0	1	.000	1	2	.500	0	1	1	1.0	1	0	0	0	0	1	3	3.0		
GA. SOUTHERN	11-11-13		21	1	5	.200	1	4	.250	4	4	1.000	0	1	1	1.0	4	0	2	1	0	0	7	5.0		
TEXAS SOUTHERN	11-14-13		27	4	8	.500	3	4	.750	0	1	.000	2	1	3	1.7	0	0	3	1	0	0	11	7.0		
at Charleston	11-18-13		26	1	6	.167	1	2	.500	0	0	.000	1	1	2	1.8	3	0	3	2	1	0	3	6.0		
UCF	11-21-13		26	7	10	.700	3	5	.600	0	0	.000	1	4	5	2.4	2	0	1	2	1	2	17	8.2		
vs George Washington	11-28-13		35	2	7	.286	2	5	.400	0	0	.000	0	2	2	2.3	2	0	2	3	0	2	6	7.8		
at Cal State Fullerton	11-29-13	*	36	4	12	.333	1	6	.167	0	2	.000	0	3	3	2.4	1	0	2	1	0	0	9	8.0		
vs Arizona State	12-01-13	*	36	5	10	.500	5	8	.625	4	6	.667	0	1	1	2.3	3	0	2	2	0	0	19	9.4		
at Nebraska	12-04-13	*	31	2	11	.182	1	6	.167	0	0	.000	1	1	2	2.2	2	0	2	2	0	2	5	8.9		
VIRGINIA TECH	12-08-13	*	32	4	10	.400	1	3	.333	1	2	.500	2	3	5	2.5	0	0	0	3	0	0	10	9.0		
at Savannah State	12-19-13	*	22	3	5	.600	1	2	.500	1	5	.200	0	1	1	2.4	2	0	1	3	0	1	8	8.9		
LA SALLE	12-22-13	*	25	3	8	.375	1	5	.200	1	1	1.000	0	0	0	2.2	2	0	4	1	0	0	8	8.8		
LOYOLA	12-30-13	*	31	1	6	.167	1	5	.200	5	5	1.000	0	2	2	2.2	0	0	7	3	0	2	8	8.8		
at Syracuse	01-04-14	*	20	1	3	.333	1	3	.333	2	2	1.000	0	0	0	2.0	1	0	1	1	0	0	5	8.5		
at UNC	01-08-14	*	10	0	3	.000	0	1	.000	0	0	.000	0	2	2	2.0	0	0	0	2	0	0	0	7.9		
FLORIDA STATE	01-15-14		14	0	4	.000	0	4	.000	0	0	.000	0	1	1	1.9	0	0	0	1	0	0	0	7.4		
at Georgia Tech	01-18-14		7	1	2	.500	0	0	.000	1	2	.500	0	0	0	1.8	1	0	0	1	0	0	3	7.2		
DUKE	01-22-14		15	1	4	.250	0	0	.000	0	1	.000	1	1	2	1.8	1	0	0	0	0	1	2	6.9		
SYRACUSE	01-25-14		25	5	8	.625	3	4	.750	3	3	1.000	0	2	2	1.8	3	0	0	2	1	0	16	7.4		
at Maryland	01-29-14		18	2	6	.333	1	3	.333	1	1	1.000	0	1	1	1.8	2	0	1	1	0	1	6	7.3		
NORFOLK STATE	02-01-14		19	1	5	.200	1	2	.500	1	2	.500	1	3	4	1.9	2	0	1	2	0	0	4	7.1		
PITTSBURGH	02-05-14	*	22	1	9	.111	1	3	.333	1	2	.500	0	3	3	2.0	2	0	1	1	0	1	4	7.0		
NC STATE	02-08-14		15	1	3	.333	1	3	.333	0	0	.000	0	1	1	1.9	4	0	1	3	0	0	3	6.8		
at Florida State	02-10-14		16	2	4	.500	0	1	.000	3	4	.750	1	1	2	1.9	0	0	2	0	1	0	7	6.8		
at Virginia Tech	02-15-14		9	2	8	.250	1	6	.167	0	0	.000	1	1	2	1.9	3	0	0	0	0	0	5	6.8		
NOTRE DAME	02-19-14		24	3	10	.300	2	4	.500	4	4	1.000	0	3	3	2.0	1	0	0	2	0	1	12	7.0		
BOSTON COLLEGE	02-22-14		14	0	1	.000	0	1	.000	0	0	.000	0	0	0	1.9	4	0	0	0	0	0	0	6.7		
at Virginia	02-26-14		16	1	8	.125	0	4	.000	0	2	.000	0	1	1	1.9	2	0	0	0	0	1	2	6.5		
at NC State	03-01-14		9	2	3	.667	1	1	1.000	0	0	.000	0	0	0	1.8	2	0	0	1	0	0	5	6.5		
at Clemson	03-04-14		13	1	4	.250	1	3	.333	0	0	.000	0	1	1	1.8	0	0	0	0	0	0	3	6.4		
WAKE FOREST	03-08-14		8	1	3	.333	1	2	.500	0	0	.000	1	0	1	1.7	0	0	1	0	0	0	3	6.3		





# ERIK SWOOPE

Senior | Forward | 6-5 | 220

Lake Elsinore, Calif. | Harvard-Westlake

# #21

## Swoope Season / Career Highs

### Points

Season: 15, at NC State, 3/1/14  
Career: 15, at NC State, 3/1/14  
ACC: 15, at NC State, 3/1/14

### Rebounds

Season: 9, vs. Boston College, 2/22/14  
Career: 9, vs. Boston College, 2/22/14  
ACC: 9, vs. Boston College, 2/22/14

### Assists

Season: 4, vs. Boston College, 2/22/14  
Career: 4, vs. Boston College, 2/22/14  
ACC: 4, vs. Boston College, 2/22/14

### Steals

Season: 2 (2x) last at Virginia, 2/26/14  
Career: 3 (3x) last vs. Rutgers 11/15/11  
ACC: 3, vs. Florida State, 1/19/11

### Blocked Shots

Season: 4, vs. Norfolk State, 2/3/14  
Career: 4, vs. Norfolk State, 2/3/14  
ACC: 2, vs. Pittsburgh, 2/5/14

### Field Goals

Season: 7, at Clemson, 3/4/14  
Career: 7, at Clemson, 3/4/14  
ACC: 7, at Clemson, 3/4/14

### Field Goal Attempts

Season: 10, at Clemson, 3/4/14  
Career: 10, at Clemson, 3/4/14  
ACC: 10, at Clemson, 3/4/14

### Free Throws

Season: 9, at Virginia, 2/26/14  
Career: 9, at Virginia, 2/26/14  
ACC: 9, at Virginia, 2/26/14

### Free Throw Attempts

Season: 10, at Virginia, 2/26/14  
Career: 10, at Virginia, 2/26/14  
ACC: 10, at Virginia, 2/26/14

### 3-Point Field Goals

Season: 1, at Nebraska, 12/4/13  
Career: 1 (2x) last at Nebraska, 12/4/13  
ACC: --

### 3-Point Field Goal Attempts

Season: 3, at Nebraska, 12/4/13  
Career: 3, at Nebraska, 12/4/13  
ACC: 1 (5x) last at Florida State, 2/10/14

### Foul Disqualifications

Season: --  
Career: 3 - 1 in 2010-11; 2 in 2011-12  
ACC: --

### Minutes

Season: 38, vs. Boston College, 2/22/14  
Career: 38, vs. Boston College, 2/22/14  
ACC: 38, vs. Boston College, 2/22/14

- Double-digit points in five-straight games.
- 18+ minutes in last 11 games.
- Made first start of senior season at Florida State.
- Grabbed a rebound in all but six outings.
- Broke out vs. BC posting career bests with 14 points (tied high), 9 rebounds, 4 assists, 5 field goals (tied), four made free throws (tied) and 38 minutes.
- Set new career high of 15 points two games later, at NC State.

- Extremely athletic, incredible physique, bouncy.
- Attacks basket with reckless abandon, and has ability to finish plays in traffic.
- Plays both the three and four positions. Plays bigger than his height.
- Studies Dennis Rodman videos to perfect his role as a rebounder and defender.
- Lost 20 pounds since March by swimming and rowing, but gained 25 pounds on bench press, up from 340 to 365 lbs.
- Squats 495 lbs.
- Spent time shooting this summer, improved free throw shooting.
- Focused, diligent worker.
- Approach vertical: 40 | Bench max: 365 | 185 test: 25
- Improved bench max 275 to 340 pounds, standing vertical jump 27.5 to 32 inches and 185 test 15 to 21 reps in junior season.
- One of four seniors not recruited by Larrañaga staff. (Akpejori, Brown, Swoope, Adams).
- Born Erik Hamilton Swoope [Swope] May 8, 1992. Son of Denise and Gerald Swoope. Brother to Devin Swoope.
- Majoring in economics.
- Practicing yoga for four years.
- 2011 ACC All-Academic Basketball Team.
- Rated as No. 41 power forward by ESPN.
- As a senior, averaged 21.8 points, 8.9 rebounds, 1.6 assists and 1.5 blocks per game, converting 74 percent from field and 71 percent from foul line.
- Played AAU basketball for Pump N' Run Elite.
- Attended same high school that produced NBA players Jason Collins (Atlanta Hawks) and Jarron Collins (Phoenix Suns).

2010-11					2011-12					2012-13				
Opposition	P	R	A		Opposition	P	R	A		Opposition	P	R	A	
Jacksonville	0	0	0		Tennessee Tech	11	6	1		Stetson	0	0	0	
at Memphis	1	0	0		Rutgers	6	8	1		at FGCU	0	0	0	
N.C. Central	4	6	1		UNF	8	3	1		Jacksonville	7	2	1	
at Rutgers	0	0	0		FGCU	4	3	0		Detroit	0	1	0	
McNeese St.	0	0	0		at Ole Miss	6	3	0		Charlotte	4	4	0	
at FGCU	0	1	0		at Purdue	4	1	1		at UCF	3	0	0	
UCF	0	0	0		UMass	6	2	1		at Hawai'i	0	0	0	
Oral Roberts	0	0	0		Memphis	2	4	0		vs. Arizona	0	0	0	
Rice	4	1	1		at West Virginia	0	3	2		La Salle	4	4	1	
Akron	3	3	0		vs. FAU	2	1	0		at Georgia Tech	0	1	0	
Pepperdine	13	4	1		at Charlotte	0	1	0		Maryland	0	0	0	
at Duke	6	2	0		Appalachian St.	2	0	0		at Boston College	0	4	0	
at Clemson	0	2	1		UNCG	0	0	0		Duke	1	0	0	
BC	4	1	0		at North Carolina	0	0	0		Florida State	2	1	0	
Florida St.	5	2	1		NC State	1	0	0		Boston College	0	1	0	
at NC State	0	0	0		at Boston College	0	0	0		North Carolina	0	1	0	
UNC	0	0	0		Maryland	0	2	0		at Florida State	2	0	0	
at Virginia Tech	0	0	0		Virginia Tech	0	0	0		at Clemson	2	3	0	
Georgia Tech	0	1	0		Wake Forest	0	0	0		at Wake Forest	4	2	0	
Virginia	0	1	0		Boston College	0	2	0		Virginia Tech	0	1	0	
at Wake Forest	0	1	0		at Georgia Tech	0	0	0		at Duke	0	2	1	
Duke	0	0	0		vs. Florida State	0	0	0		Clemson	0	0	0	
at UNCG	0	1	0		Minnesota	2	1	0		vs. Boston College	0	2	0	
at Florida St.	0	1	0							vs. NC State	0	1	0	
at Georgia Tech	0	2	0							vs. North Carolina	2	0	0	
Virginia	0	0	0							vs. Pacific	6	0	0	
FAU	0	0	0							vs. Marquette	6	2	0	
Missouri St.	0	0	0											
at Alabama	0	0	0											

## SWOOPE CAREER STATISTICS

Season	GP	GS	Min.	Avg.	FG	FGA	Pct.	FG	FGA	Pct.	FT	FTA	Pct.	Off.	Def.	Tot.	Avg.	PF	FO	Ast.	TO	Blk	Stl	Pts.	Avg.
2010-11	29	9	189	6.5	11	25	.440	0	0	.000	18	30	.600	12	17	29	1.0	26	1	5	7	2	13	40	1.4
2011-12	23	8	269	11.7	23	46	.500	0	2	.000	8	17	.471	20	20	40	1.7	46	2	7	8	10	9	54	2.3
2012-13	27	0	161	6.0	18	28	.643	1	1	1.000	6	19	.316	16	16	32	1.2	18	0	3	3	2	4	43	1.6
2013-14	29	8	502	17.3	47	93	.505	1	7	.143	39	59	.661	25	48	73	2.5	43	0	16	10	10	10	134	4.6
TOTAL	108	25	1121	10.4	99	192	.516	2	10	.200	71	125	.568	73	101	174	1.6	133	3	31	28	24	36	271	2.5

## SWOOPE 2013-14

Opponent	Date	GS	Min	FG	FGA	Pct	3FG	FGA	Pct	FT	FTA	Pct	Off	Def	Tot	Avg	PF	FO	A	TO	Blk	Stl	Pts	Avg
SFB	11-08-13		23	0	3	.000	0	0	.000	2	2	1.000	1	3	4	4.0	3	0	0	0	0	0	2	2.0
GA. SOUTHERN	11-11-13		16	2	5	.400	0	0	.000	2	2	1.000	1	2	3	3.5	2	0	1	0	0	0	6	4.0
TEXAS SOUTHERN	11-14-13		5	0	1	.000	0	0	.000	0	0	.000	0	2	2	3.0	1	0	0	0	0	0	0	2.7
at Charleston	11-18-13		5	0	1	.000	0	0	.000	0	0	.000	0	0	0	2.3	1	0	0	0	0	0	0	2.0
UCF	11-21-13		6	0	0	.000	0	0	.000	0	0	.000	0	1	1	2.0	0	0	0	0	0	1	0	1.6
vs George Washington	11-28-13		3	0	0	.000	0	0	.000	0	0	.000	0	0	0	1.7	1	0	0	0	0	0	0	1.3
at Cal State Fullerton	11-29-13		9	0	0	.000	0	0	.000	0	2	.000	0	2	2	1.7	0	0	0	1	0	0	0	1.1
vs Arizona State	12-01-13		13	1	1	1.000	0	0	.000	1	1	1.000	0	0	0	1.5	1	0	0	0	0	0	3	1.4
at Nebraska	12-04-13		8	2	5	.400	1	3	.333	0	0	.000	0	2	2	1.6	0	0	0	0	0	0	5	1.8
VIRGINIA TECH	12-08-13		4	0	0	.000	0	0	.000	0	0	.000	1	1	2	1.6	0	0	1	0	0	0	0	1.6
LOYOLA	12-30-13		12	1	1	1.000	0	0	.000	1	2	.500	0	1	1	1.5	0	0	0	2	1	0	3	1.7
at Syracuse	01-04-14		5	0	1	.000	0	0	.000	0	0	.000	0	0	0	1.4	0	0	0	0	0	0	0	1.6
at UNC	01-08-14		25	5	8	.625	0	1	.000	4	4	1.000	1	3	4	1.6	2	0	1	2	1	2	14	2.5
FLORIDA STATE	01-15-14		9	0	2	.000	0	1	.000	0	0	.000	1	0	1	1.6	1	0	0	0	0	0	0	2.4
at Georgia Tech	01-18-14		14	2	4	.500	0	1	.000	1	2	.500	1	2	3	1.7	4	0	0	0	0	0	5	2.5
DUKE	01-22-14		21	0	3	.000	0	0	.000	3	6	.500	2	2	4	1.8	0	0	1	0	0	0	3	2.6
SYRACUSE	01-25-14		3	0	2	.000	0	0	.000	0	0	.000	0	0	0	1.7	1	0	0	0	0	0	0	2.4
at Maryland	01-29-14		5	0	0	.000	0	0	.000	0	0	.000	0	0	0	1.6	1	0	0	0	0	1	0	2.3
NORFOLK STATE	02-01-14		21	2	2	1.000	0	0	.000	2	4	.500	2	1	3	1.7	2	0	0	0	4	1	6	2.5
PITTSBURGH	02-05-14		34	3	3	1.000	0	0	.000	1	3	.333	3	2	5	1.9	3	0	1	0	2	0	7	2.7
NC STATE	02-08-14		24	1	2	.500	0	0	.000	1	2	.500	1	3	4	2.0	3	0	1	0	0	0	3	2.7
at Florida State	02-10-14	*	25	0	3	.000	0	1	.000	0	0	.000	0	1	1	1.9	2	0	2	0	0	1	0	2.6
at Virginia Tech	02-15-14	*	18	2	5	.400	0	0	.000	0	2	.000	3	1	4	2.0	1	0	0	0	0	0	4	2.7
NOTRE DAME	02-19-14	*	30	2	4	.500	0	0	.000	3	4	.750	1	2	3	2.0	3	0	0	1	1	0	7	2.8
BOSTON COLLEGE	02-22-14	*	38	5	8	.625	0	0	.000	4	6	.667	1	8	9	2.3	2	0	4	0	0	1	14	3.3
at Virginia	02-26-14	*	25	2	5	.400	0	0	.000	9	10	.900	1	1	2	2.3	3	0	0	0	0	2	13	3.7
at NC State	03-01-14	*	37	6	8	.750	0	0	.000	3	3	1.000	2	4	6	2.4	3	0	1	1	1	0	15	4.1
at Clemson	03-04-14	*	34	7	10	.700	0	0	.000	0	0	.000	3	2	5	2.5	1	0	1	2	0	1	14	4.4
WAKE FOREST	03-08-14	*	30	4	6	.667	0	0	.000	2	4	.500	0	2	2	2.5	2	0	2	1	0	0	10	4.6





# SHELDON McCLELLAN

Junior | Guard | 6-5 | 206

Houston, Texas | University of Texas | Bellaire

**As a Sophomore (2012-13):** Played in 34 games with 15 starts ... Averaged 13.5 points, 3.9 rebounds, 0.9 assists, 0.8 steals ... Shot 38.2 percent from the field, 27.3 percent from distance and 83.3 percent at the line ... Season-high 27 points scored at Texas Tech on March 9.

**As a Freshman (2011-12):** Played in all 34 games with nine starts ... Second on the team in scoring (11.3 ppg) while converting 44.8 percent from the floor (129-of-288) and 75.6 percent from the free throw line (90-of-119) ... Topped the 20-point mark twice ... Double figures in scoring in 21 games ... Averaged 12.5 points in 26.1 minutes per game while hitting 54-of-118 (45.8) field goals over the last 12 contests of the season.

**High School:** No. 47 prospect nationally in the ESPNU 100 and No. 60 prospect by Rivals.com following senior season ... Averaged a team-best 25.6 points, 7.2 rebounds, 5.0 assists and 2.0 steals per game while helping Bellaire to a 20-9 mark and the first round of the Class 5A state playoffs ... Career-high 56 points in the season-opening win against Booker T. Washington ... Averaged 20 points per game while leading Bellaire to a 35-2 record and a trip to the Class 5A regional finals in his junior season ... Coached by Bruce Glover.

**Personal:** Born Dec. 21, 1992 in Houston, Texas ... Full name is Sheldon Reeves McClellan ... Son of Angel Johnson (mother) ... Brother to Justin Jones ... Majoring in liberal arts ... Played AAU for Houston Select ... Cousin Jawaan McClellan played basketball for Arizona and professionally overseas ... Favorite food is a homemade sloppy joe.

## McClellan Season / Career Highs

### Points

Career: 27, at Texas Tech, 3/9/13

### Rebounds

Career: 9, Rice, 12/29/12

### Assists

Career: 3 (4x), last at Oklahoma 2/27/13

### Steals

Career: 4, at Kansas, 2/16/13

### Blocked Shots

Career: 1 (6x), last at Houston 3/20/13

### Field Goals

Career: 10 (2x), last at Oklahoma, 1/21/13

### Field Goal Attempts

Career: 20, at Oklahoma, 1/21/13

### Free Throws

Career: 14, vs. Fresno State, 11/9/12

### Free Throw Attempts

Career: 14, vs. Fresno State, 11/9/12

### 3-Point Field Goals

Career: 4 (2x), last vs. Miss State, 11/21/12

### 3-Point Field Goal Attempts

Career: 9, vs. Oklahoma 2/29/12

### Minutes

Career: 41, at Baylor 1/5/13

## 2011-12


Opposition	P	R	A
Boston Univ.	6	1	2
Rhode Island	10	2	0
vs Oregon State	12	5	1
vs NC State	16	3	0
Sam Houston St.	12	6	0
North Texas	8	1	0
at UCLA	8	2	0
UT Arlington	23	6	0
Texas State	13	6	1
Nichols State	12	3	1
Temple	6	8	0
at North Carolina	16	2	0
Rice	19	2	0
at Iowa State	14	4	0
Oklahoma State	6	4	1
Texas A&M	7	0	1
at Missouri	6	3	2
at Kansas State	19	3	2
Kansas	11	5	1
Iowa State	5	2	1
at Baylor	2	0	1
Missouri	2	3	0
Texas Tech	17	3	1
at Texas A&M	15	3	0
Kansas State	11	7	0
at Oklahoma	13	5	0
at Oklahoma St.	15	2	0
Baylor	13	5	0
at Texas Tech	7	3	1
Oklahoma	24	3	0
at Kansas	6	2	2
vs Iowa State	9	2	0
vs Missouri	10	4	0
vs Cincinnati	10	2	3

## 2012-13

Opposition	P	R	A
Fresno State	20	2	0
Coppin State	25	2	1
vs Chaminade	14	1	1
vs USC	11	7	1
vs Mississippi St.	19	5	0
Sam Houston St.	16	8	0
UT Arlington	14	5	1
vs Georgetown	12	4	0
vs UCLA	12	2	3
Texas State	10	8	2
North Carolina	18	6	3
at Michigan St.	13	2	0
Rice	14	9	0
at Baylor	21	5	2
West Virginia	9	5	0
at Iowa State	0	0	0
Kansas	18	1	1
at Oklahoma	25	4	2
Texas Tech	10	3	0
at Kansas State	15	4	1
TCU	15	3	0
at West Virginia	14	8	1
Oklahoma State	4	2	0
Iowa State	18	8	0
at Kansas	7	4	0
at TCU	0	0	0
Kansas State	15	5	1
Oklahoma	18	8	3
at Oklahoma St.	0	2	0
Baylor	23	1	0
at Texas Tech	27	4	2
vs TCU	12	1	1
vs Kansas State	5	1	1
at Houston	6	2	2

## MCCLELLAN CAREER STATISTICS

Season	GP	GS	Min.	Avg.	FG	FGA	Pct.	3-Point FG	3-Point FGA	3-Point Pct.	FT	FTA	Pct.	Off.	Def.	Tot.	Avg.	PF	FO	Ast.	TO	Blk	Stl	Pts.	Avg.
2011-12	34	9	879	25.9	129	288	.448	35	113	.310	90	119	.756	39	73	112	3.3	34	0	21	30	3	35	383	11.3
2012-13	34	15	929	27.3	136	356	.382	33	121	.273	155	186	.833	36	96	132	3.9	28	0	29	57	3	28	460	13.5
TOTAL	68	24	1808	26.6	265	644	.411	68	234	.291	245	305	.803	75	169	244	3.6	62	0	50	87	6	63	843	12.4



# ANGEL RODRIGUEZ

Junior | Guard | 5-11 | 181

Cupey, P.R. | Kansas State University | Miami Krop HS

**As a Sophomore (2012-13):** NABC District 8 second team ... All-Big 12 Second Team ... Big 12 All-Defensive Team ... Phillips 66 All-Championship Team ... Big 12 Co-Champions ... Phillips 66 co-Big 12 Player of the Week (Feb. 18) ... Averaged 11.4 points on 36.1 percent shooting, including 34.4 percent from 3-point range, to go with 5.2 assists, 2.1 rebounds and 1.5 steals in 28.2 minutes per game ... Started all 33 games ... Hit 82.6 percent at the free throw line and posted a 2.2 assist to turnover ratio ... Led the Wildcats in 3-point field goals (55), assists (173) and steals (50) ... Second on team in scoring (11.4 ppg.), double-digit scoring games (23) and minutes per game (28.2) ... Among Top 5 in the Big 12 in assist-to-turnover ratio (second), assists (third), free throw percentage (third) and steals (fourth) ... 173 assists are second-most in a single season at K-State ... 5.24 assists per game average and 2.22 assist-to-turnover ratio rank fifth in school history ... Earned Jack Hartman Top Defensive Player and the Ernie Barrett Play Hard team awards.

**As a Freshman (2011-12):** Saw action in 32 games with 17 starts as a true freshman ... 17 starts all came in the last 17 games ... Fall 2011 Big 12 Commissioner's Honor Roll ... Averaged 8.3 points on 36 percent shooting (80-of-222), including 31.7 percent (32-of-101) from 3-point range, with 3.2 assists, 2.5 rebounds and 1.3 steals in 21.7 minutes per game ... Ranked among the Top 5 in seven categories, first in assists and steals, third in field goal attempts, 3-point field goals, free throws and fourth in scoring and minutes ... First freshman to pace the team in both assists and steals since Steve Henson in 1986-87 ... Ranked 11th in the Big 12 in assists, steals and assist-to-turnover ratio (1.2) ... One of just two freshmen in the league to rank in Top 15 in all three categories ... 14 double-digit points efforts ... Led the team in scoring in five games, including a season-best 17 points vs. Southern Illinois (12/22/11) ... Connected on at least two 3-point field goals in nine games, including a season-high five vs. Southern Illinois (12/22/11) ... Had a season-high six rebounds in a win at Oklahoma State (1/21/12) ... Paced the squad in assists in a team-best 13 games, including 12 in Big 12 play ... Dished out a season-best eight vs. Iowa State (2/25/12) ... Had at least five assists in eight games ... Nabbed at least one steal in 21 games, including a season-best four at Baylor (2/18/12) and Iowa State (2/25/12) ... Averaged 8.2 points on 39.1 percent shooting (45-of-115), including 31.1 percent (14-of-45), with 3.8 assists, 2.6 rebounds and 1.6 steals per game in Big 12 play ... Ranked among the Top 5 on the team in six categories in Big 12 play, including first in assists and steals, third in scoring, field goals and 3-point field goals and fourth in minutes ... Placed in the Top 10 in the Big 12 in assists (eighth), steals (fourth) and assist-to-turnover ratio (10th), the only Big 12 freshman to rank among the Top 10 in all three categories ... Started the Big 12 Championship Quarterfinal game vs. Baylor (3/8/12) and both NCAA Tournament games, the only freshman to do so on the squad ... Finished the year with double-digit points in five of the last six games ... Coached by Frank Martin.

**High School:** No. 4 prospect in the state of Florida by FloridaHoops.com ... A three-year letterman at Dr. Michael Krop High School in Miami, Fla. ... Averaged 23 points and six assists as a senior ... Named first team All-Class 6A by the Florida Association of Basketball Coaches (FABC) ... All-Dade County team by the Miami Herald ... Had the steal and game-winning basket in a 57-55 win over Hialeah-Miami Lakes and future Kansas State teammate Adrian Diaz to capture the District 13-6A title ... Posted 32 points against Carol City (2/10/11) in the District 13-6A semifinals ... Helped the Lightning to a 26-6 record and its first trip to the Class 6A state final four as a junior in 2009-10 ... Averaged 20.9 points, seven assists and 3.9 rebounds as a junior ... Miami Herald's 2009-10 Class 6A Player of the Year ... First team all-state ... Second team All-Florida (all classifications) ... First team All-Class 6A by FloridaHoops.com as a junior ... Collected a team-high 23 points and eight rebounds in the loss to Orlando Dr. Phillips in the state semifinals ... Posted 39 points in the Regional Final win over Columbus ... 38 points in a win over Arlington Country Day ... Led the team in scoring and assists as a sophomore en route to guiding the Lightning to district title ... First team All-Dade County by the Miami Herald ... Injured knee during the summer after senior year of high school ... Coached by Marcos "Shakey" Rodriguez.

**Personal:** Angel Daniel Rodriguez Tricoche was born Dec. 5, 1992, in San Juan, Puerto Rico ... Left Puerto Rico at age 15 to come to the U.S. to play basketball ... Mother is Jacqueline Tricoche ... Has two younger brothers, Luis Rivera and Yaniel Rivera ... Cousin, Javi Gonzalez, played three seasons (2007-10) at N.C. State ... Received scholarship offers from a number of schools, including Louisville, Florida and N.C. State ... Major is sports administration ... Enjoys singing and watching reality TV.

## RODRIGUEZ CAREER STATISTICS

Season	GP	GS	Min.	Avg.	FG	FGA	Pct.	3-Point FG	3-Point FGA	3-Point Pct.	FT	FTA	Pct.	Off.	Def.	Tot.	Avg.	PF	FO	Ast.	TO	Blk	Stl	Pts.	Avg.
2011-12	32	7	694	21.7	80	222	.360	32	101	.317	73	106	.689	18	61	79	2.5	89	4	101	85	1	41	265	8.3
2012-13	33	33	930	28.2	115	319	.361	55	160	.344	90	109	.826	18	51	69	2.1	70	1	173	78	0	50	375	11.4
Totals	65	40	1,624	25.0	195	541	.360	87	261	.333	163	215	.758	36	112	148	2.3	159	5	274	163	1	91	640	9.8





# DEANDRE BURNETT

Freshman | Guard | 6-2 | 191


# #1

Miami, Fla. | Carol City HS

**As a Freshman (2013-14):** Injured left wrist in early November and is expected to redshirt freshman season.

**High School:** A 2012 *Parade All-American*, one of only two players from the state of Florida and one of five Atlantic Coast Conference recruits to earn the honor ... Third in the nation in scoring as a high school senior ... As a senior, averaged 37 ppg, 5 apg, and 6 rpg ... Notched 45 points three times in his final prep season ... Recorded 25 points and 11 assists in first game Coach L saw him play ... Class AA Player of the Year ... All-state ... First team Miami-Dade County ... As a junior, averaged 28 ppg ... Played for Barry Robinson at Carol City High School ... Earned varsity letters all four years ... On academic on honor roll ... Played final year at Massanutten Military Academy in Virginia.

**Personal:** Name is Deandre, but goes by Dre ... Born January 21, 1994 ... Son of Varondria Burnett and James Cook ... Brother to Dalvin, James, Daneisha, Jamiya, and Jameisha ... Grew up a Canes fan ... Also recruited by South Carolina, Ole Miss, Marshall, Virginia, and La Salle ... Majoring in sports administration ... Played AAU for Team U ... Larranaga's third signee from the state of Florida, joining former Hurricane Shane Larkin (Dr. Phillips) and current sophomore Tonye Jekiri (Champagnat).



# MIKE FERNANDEZ

Freshman | Guard | 6-1 | 189

# #11


Coral Gables, Fla. | Belen Jesuit

**High School:** All-Dade county team honorable mention two years .. Dade vs. Palm Beach County all-star game ... Averaged 8.0 ppg senior year ... Hit 40 percent of field goals senior year ... Three-year varsity letterman ... Two-year starter at guard ... Coached by Jose Roca ... Honor roll ... Played water polo, winning second place at state ... Also on track team.

**Personal:** Born Michael Brandon Fernandez April 5, 1995 ... Son of Ilena and Joaquin Novoa and Mike and Constance Fernandez ... Brother to George, Alexander, Cristofer and Michelle Fernandez, and Joaquin Novoa ... Majoring in finance ... First language is Spanish ... Played AAU for Gold Coast: Team Miami ... Recruited by Cornell University.

## Fernandez Season Highs

**Minutes**  
Season: 2, vs. Loyola, 12/30/13



# JUSTIN HELLER

Senior | Guard | 6-2 | 177

# #12

Boca Raton, Fla. | West Boca Raton Community

## ACC Academic Honor Roll

**As a Senior (2013-14):** Put on scholarship for his final semester as a Cane ... Scored first two points of the season with a 15-foot jumper vs. Boston College.

**As a Junior (2012-13):** ACC Academic Honor Roll ... Walk on who played in nine games ... In three minutes against Charlotte grabbed three rebounds and scored two points ... Pulled down a board and notched an assist vs. Florida State.

**As a Sophomore (2011-12):** Played in seven games, including four ACC matchups ... Attempted two shots, including one three pointer ... Grabbed a pair of defensive rebounds ... Season highs include one field goal attempt against Boston College and Wake Forest, one three-point attempt vs. Boston College, two rebounds against Appalachian State and two minutes vs. App State ... Book Buster (3.0 GPA) ... Athletics Director Honor Roll (3.2 GPA).

**As a Freshman (2010-11):** Walked onto the team... Practiced, but did not see any game time.

**High School:** After transferring to West Boca, played one year of varsity basketball for the Bulls... Among top 30 three-point scorers in Palm Beach County in 2009-10... The Bulls were the only team to beat powerhouse Dwyer, the top-ranked high school in the county, with an 82-73 victory.

**Personal:** Born Justin Ryan Heller on Dec. 26, 1991 ... Son of Neal Heller and Liz Heller ... Brother to Anthony Anderson ... Majoring in business, with aspirations of becoming a CEO... Recruited by American and North Florida ... Nickname is J-Hell.

2011-12				2012-13			
Opposition	P	R	A	Opposition	P	R	A
at Charlotte	0	0	0	Jacksonville	0	0	0
Appalachian St.	0	2	0	Charlotte	2	3	0
at Boston College	0	0	0	at UCF	0	0	1
Virginia Tech	0	0	0	at Hawai'i	0	0	0
Wake Forest	0	0	0	Duke	0	0	0
Boston College	0	0	0	Florida State	0	1	1
Minnesota	0	0	0	Boston College	0	0	0
				North Carolina	0	0	0
				vs. Pacific	0	0	0

## Heller Season / Career Highs

**Points**  
Season: 2, vs. Boston College, 2/22/14  
Career: 2 (2x) last vs. Boston College, 2/22/14

**Rebounds**  
Season: 1, vs. Loyola, 12/30/13  
Career: 3, vs. Charlotte, 12/14/12

**Assists**  
Season: --  
Career: 1 (2x) last vs. Florida State, 1/27/13

**Steals**  
Season: --  
Career: --

**Blocked Shots**  
Season: --  
Career: --

**Field Goals**  
Season: 1, vs. Boston College, 2/22/14  
Career: 1 (2x) last vs. Boston College, 2/22/14

**Field Goal Attempts**  
Season: 2, vs. Wake Forest, 3/8/14  
Career: 2, vs. Wake Forest, 3/8/14

**Free Throws**  
Season: --  
Career: --

**Free Throw Attempts**  
Season: --  
Career: 2, vs. Charlotte, 12/14/12

**3-Point Field Goals**  
Season: --  
Career: --

**3-Point Field Goal Attempts**  
Season: --  
Career: 1 (2x) last vs. Florida State, 1/27/13

**Foul Disqualifications**  
Season: --  
Career: --

**Minutes**  
Season: 2, vs. Loyola, 12/30/13  
Career: 3, vs. Charlotte, 12/14/12



**2013-14 Miami Men's Basketball**  
**University of Miami Combined Team Statistics (as of Mar 08, 2014)**  
**Conference games**

<b>RECORD:</b>	<b>OVERALL</b>	<b>HOME</b>	<b>AWAY</b>	<b>NEUTRAL</b>
ALL GAMES	7-11	3-6	4-5	0-0
CONFERENCE	7-11	3-6	4-5	0-0
NON-CONFERENCE	0-0	0-0	0-0	0-0

#	Player	gp-gs	min	avg	Total		3-Point		F-Throw		Rebounds				pf	dq	a	to	blk	stl	pts	avg
					fg-fga	fg%	3fg-fga	3fg%	ft-fa	ft%	off	def	tot	avg								
15	Rion Brown	18-17	640	35.6	100-225	.444	40-116	.345	50-71	.704	21	76	97	5.4	35	0	31	21	3	10	290	16.1
25	Garrius Adams	18-18	600	33.3	61-162	.377	16-58	.276	48-80	.600	13	65	78	4.3	33	0	55	28	3	19	186	10.3
20	Manu Lecomte	18-8	520	28.9	50-116	.431	15-39	.385	32-43	.744	15	24	39	2.2	30	0	44	41	0	11	147	8.2
21	Erik Swoope	18-8	381	21.2	39-74	.527	0-4	.000	31-46	.674	21	34	55	3.1	32	0	15	7	5	8	109	6.1
22	Donnavan Kirk	18-15	412	22.9	41-95	.432	9-26	.346	13-23	.565	27	36	63	3.5	34	1	2	21	17	4	104	5.8
05	Davon Reed	18-4	287	15.9	28-93	.301	14-46	.304	16-23	.696	6	21	27	1.5	26	0	7	18	2	5	86	4.8
35	James Kelly	13-3	180	13.8	20-54	.370	6-17	.353	9-12	.750	11	25	36	2.8	19	0	4	7	2	4	55	4.2
23	Tonye Jekiri	18-9	405	22.5	29-68	.426	0-0	.000	15-29	.517	46	64	110	6.1	50	3	12	14	16	15	73	4.1
04	Raphael Akpejori	17-7	221	13.0	3-12	.250	0-0	.000	7-13	.538	13	22	35	2.1	30	1	2	6	9	1	13	0.8
12	Justin Heller	3-1	3	1.0	1-4	.250	0-3	.000	0-0	.000	0	0	0	0.0	1	0	0	0	0	0	2	0.7
11	Mike Fernandez	1-0	1	1.0	0-0	.000	0-0	.000	0-0	.000	0	0	0	0.0	0	0	0	0	0	0	0	0.0
Team											26	34	60				8					
Total.....		18	3650		372-903	.412	100-309	.324	221-340	.650	199	401	600	33.3	290	5	172	171	57	77	1065	59.2
Opponents.....		18	3650		373-917	.407	122-342	.357	204-299	.682	195	395	590	32.8	287	3	205	165	57	81	1072	59.6

TEAM STATISTICS	UM	OPP	Date	Opponent	Score	Att.
SCORING	1065	1072	* 12-08-13	VIRGINIA TECH	Lot 60-61	6270
Points per game	59.2	59.6	* 01-04-14	at Syracuse	L 44-49	21839
Scoring margin	-0.4	-	* 01-08-14	at North Carolina	W 63-57	17569
FIELD GOALS-ATT	372-903	373-917	* 01-15-14	FLORIDA STATE	L 53-63	7413
Field goal pct	.412	.407	* 01-18-14	at Georgia Tech	W 56-42	8072
3 POINT FG-ATT	100-309	122-342	* 01-22-14	DUKE	L 46-67	7972
3-point FG pct	.324	.357	* 01-25-14	SYRACUSE	L 52-64	7122
3-pt FG made per game	5.6	6.8	* 01-29-14	at Maryland	L 71-74	12061
FREE THROWS-ATT	221-340	204-299	* 02-05-14	PITTSBURGH	Lot 55-59	5053
Free throw pct	.650	.682	* 02-08-14	NC STATE	L 55-56	6666
F-Throws made per game	12.3	11.3	* 02-10-14	at Florida State	W 77-73	7641
REBOUNDS	600	590	* 02-15-14	at Virginia Tech	L 45-52	5105
Rebounds per game	33.3	32.8	* 02-19-14	NOTRE DAME	W 71-64	5133
Rebounding margin	+0.6	-	* 02-22-14	BOSTON COLLEGE	W 69-42	5517
ASSISTS	172	205	* 02-26-14	at Virginia	L 40-65	11812
Assists per game	9.6	11.4	* 03-01-14	at NC State	W 85-70	13932
TURNOVERS	171	165	* 03-04-14	at Clemson	L 54-58	7071
Turnovers per game	9.5	9.2	* 03-08-14	WAKE FOREST	W 69-56	5811
Turnover margin	-0.3	-				
Assist/turnover ratio	1.0	1.2				
STEALS	77	81				
Steals per game	4.3	4.5				
BLOCKS	57	57				
Blocks per game	3.2	3.2				
ATTENDANCE	56957	105102				
Home games-Avg/Game	9-6329	9-11678				
Neutral site-Avg/Game	-	0-0				

\$ = Wooden Legacy - Charleston, S.C.

& = Wooden Legacy - Anaheim, Calif.

\* = Conference game

Score by Periods	1st	2nd	OT	Totals
University of Miami	493	559	13	1065
Opponents	473	581	18	1072



**2013-14 Miami Men's Basketball**  
**University of Miami Combined Team Statistics (as of Mar 08, 2014)**  
**All games**

<b>RECORD:</b>	<b>OVERALL</b>	<b>HOME</b>	<b>AWAY</b>	<b>NEUTRAL</b>
ALL GAMES	16-15	8-8	7-6	1-1
CONFERENCE	7-11	3-6	4-5	0-0
NON-CONFERENCE	9-4	5-2	3-1	1-1

#	Player	gp-gs	min	avg	Total		3-Point		F-Throw		Rebounds											
					fg-fga	fg%	3fg-fga	3fg%	ft-fa	ft%	off	def	tot	avg	pf	dq	a	to	blk	stl	pts	avg
15	Rion Brown	31-30	1091	35.2	163-375	.435	60-184	.326	90-121	.744	45	139	184	5.9	57	0	71	45	4	25	476	15.4
25	Garrius Adams	31-31	1036	33.4	102-277	.368	27-105	.257	92-136	.676	24	123	147	4.7	58	1	89	57	5	41	323	10.4
20	Manu Lecomte	31-15	870	28.1	82-191	.429	26-63	.413	54-70	.771	23	45	68	2.2	57	0	74	57	1	21	244	7.9
22	Donnavan Kirk	31-28	810	26.1	93-205	.454	12-40	.300	35-58	.603	67	87	154	5.0	62	1	5	39	46	11	233	7.5
35	James Kelly	25-11	472	18.9	65-133	.489	15-36	.417	18-27	.667	26	72	98	3.9	42	0	14	17	11	11	163	6.5
05	Davon Reed	31-10	640	20.6	63-191	.330	35-101	.347	33-51	.647	12	42	54	1.7	50	0	37	41	4	15	194	6.3
21	Erik Swoope	29-8	502	17.3	47-93	.505	1-7	.143	39-59	.661	25	48	73	2.5	43	0	16	10	10	10	134	4.6
23	Tonye Jekiri	31-14	639	20.6	54-120	.450	0-0	.000	20-37	.541	60	99	159	5.1	82	5	19	27	25	21	128	4.1
04	Raphael Akpejori	23-7	253	11.0	4-14	.286	0-0	.000	9-15	.600	13	27	40	1.7	39	1	2	7	11	1	17	0.7
12	Justin Heller	5-1	6	1.2	1-4	.250	0-3	.000	0-0	.000	0	1	1	0.2	1	0	0	1	0	0	2	0.4
03	Steve Sorenson	2-0	2	1.0	0-0	.000	0-0	.000	0-0	.000	0	0	0	0.0	0	0	0	0	0	0	0	0.0
11	Mike Fernandez	3-0	4	1.3	0-0	.000	0-0	.000	0-0	.000	0	0	0	0.0	0	0	0	3	0	0	0	0.0
Team											48	47	95				8					
Total.....		31	6325		674-1603	.420	176-539	.327	390-574	.679	343	730	1073	34.6	491	8	327	312	117	156	1914	61.7
Opponents.....		31	6325		653-1615	.404	208-592	.351	330-498	.663	326	683	1009	32.5	505	4	347	311	87	153	1844	59.5

TEAM STATISTICS	UM	OPP
SCORING	1914	1844
Points per game	61.7	59.5
Scoring margin	+2.3	-
FIELD GOALS-ATT	674-1603	653-1615
Field goal pct	.420	.404
3 POINT FG-ATT	176-539	208-592
3-point FG pct	.327	.351
3-pt FG made per game	5.7	6.7
FREE THROWS-ATT	390-574	330-498
Free throw pct	.679	.663
F-Throws made per game	12.6	10.6
REBOUNDS	1073	1009
Rebounds per game	34.6	32.5
Rebounding margin	+2.1	-
ASSISTS	327	347
Assists per game	10.5	11.2
TURNOVERS	312	311
Turnovers per game	10.1	10.0
Turnover margin	+0.0	-
Assist/turnover ratio	1.0	1.1
STEALS	156	153
Steals per game	5.0	4.9
BLOCKS	117	87
Blocks per game	3.8	2.8
ATTENDANCE	92424	137408
Home games-Avg/Game	16-5776	13-9957
Neutral site-Avg/Game	-	2-3986

Score by Periods	1st	2nd	OT	Totals
University of Miami	890	987	37	1914
Opponents	798	993	53	1844

Date	Opponent		Score	Att.
11-08-13	ST. FRANCIS BROOKLYN	Lot	62-66	6060
11-11-13	GEORGIA SOUTHERN	Wot	81-80	4654
11-14-13	TEXAS SOUTHERN	W	84-69	4728
\$ 11-18-13	at College of Charleston	W	70-54	4018
11-21-13	UCF	L	58-63	4895
& 11-28-13	vs George Washington	Lot	63-71	1966
& 11-29-13	at Cal State Fullerton	W	48-46	1857
& 12-01-13	vs Arizona State	W	60-57	6007
12-04-13	at Nebraska	L	49-60	15088
* 12-08-13	VIRGINIA TECH	Lot	60-61	6270
12-19-13	at Savannah State	W	68-51	3370
12-22-13	LA SALLE	W	71-58	4837
12-30-13	LOYOLA	W	71-48	5166
* 01-04-14	at Syracuse	L	44-49	21839
* 01-08-14	at North Carolina	W	63-57	17569
* 01-15-14	FLORIDA STATE	L	53-63	7413
* 01-18-14	at Georgia Tech	W	56-42	8072
* 01-22-14	DUKE	L	46-67	7972
* 01-25-14	SYRACUSE	L	52-64	7122
* 01-29-14	at Maryland	L	71-74	12061
02-01-14	NORFOLK STATE	W	64-49	5127
* 02-05-14	PITTSBURGH	Lot	55-59	5053
* 02-08-14	NC STATE	L	55-56	6666
* 02-10-14	at Florida State	W	77-73	7641
* 02-15-14	at Virginia Tech	L	45-52	5105
* 02-19-14	NOTRE DAME	W	71-64	5133
* 02-22-14	BOSTON COLLEGE	W	69-42	5517
* 02-26-14	at Virginia	L	40-65	11812
* 03-01-14	at NC State	W	85-70	13932
* 03-04-14	at Clemson	L	54-58	7071
* 03-08-14	WAKE FOREST	W	69-56	5811

\$ = Wooden Legacy - Charleston, S.C.

& = Wooden Legacy - Anaheim, Calif.

\* = Conference game



**2013-14 Miami Men's Basketball**  
**University of Miami Season/Career Statistics (as of Mar 09, 2014)**  
**All games**

SEASON STATISTICS

CAREER STATISTICS

SUMMARY	gp-gs	min/g	fg%	3fg%	ft%	r/g	a/g	stl	blk	pts/g	gp-gs	min/g	fg%	3fg%	ft%	r/g	a/g	stl	blk	pts/g
Rion Brown	31-30	35.2	.435	.326	.744	5.9	2.3	25	4	15.4	134-44	23.3	.406	.337	.742	3.1	1.0	65	10	8.1
Garrius Adams	31-31	33.4	.368	.257	.676	4.7	2.9	41	5	10.4	118-68	24.7	.370	.293	.665	3.3	1.6	112	19	6.7
Manu Lecomte	31-15	28.1	.429	.413	.771	2.2	2.4	21	1	7.9	31-15	28.1	.429	.413	.771	2.2	2.4	21	1	7.9
Donnavan Kirk	31-28	26.1	.454	.300	.603	5.0	0.2	11	46	7.5	48-31	20.0	.451	.286	.657	3.8	0.1	15	50	5.8
James Kelly	25-11	18.9	.489	.417	.667	3.9	0.6	11	11	6.5	25-11	18.9	.489	.417	.667	3.9	0.6	11	11	6.5
Davon Reed	31-10	20.6	.330	.347	.647	1.7	1.2	15	4	6.3	31-10	20.6	.330	.347	.647	1.7	1.2	15	4	6.3
Erik Swoope	29-8	17.3	.505	.143	.661	2.5	0.6	10	10	4.6	108-25	10.4	.516	.200	.568	1.6	0.3	36	24	2.5
Tonye Jekiri	31-14	20.6	.450	.000	.541	5.1	0.6	21	25	4.1	65-14	13.4	.465	.000	.544	3.3	0.4	28	36	2.7
Raphael Akpejori	23-7	11.0	.286	.000	.600	1.7	0.1	1	11	0.7	83-10	7.0	.415	.000	.612	1.5	0.1	10	37	1.1
Justin Heller	5-1	1.2	.250	.000	.000	0.2	0.0	0	0	0.4	21-1	1.0	.222	.000	.000	0.3	0.1	0	0	0.2
Steve Sorenson	2-0	1.0	.000	.000	.000	0.0	0.0	0	0	0.0	10-0	1.2	.000	.000	.333	0.0	0.0	0	0	0.1
Mike Fernandez	3-0	1.3	.000	.000	.000	0.0	0.0	0	0	0.0	3-0	1.3	.000	.000	.000	0.0	0.0	0	0	0.0

SCORING	fg-fga	fg%	3fg-fga	3fg%	ft-fta	ft%	pts	pts/g	fg-fga	fg%	3fg-fga	3fg%	ft-fta	ft%	pts	pts/g
Rion Brown	163-375	.435	60-184	.326	90-121	.744	476	15.4	366-902	.406	171-508	.337	184-248	.742	1087	8.1
Garrius Adams	102-277	.368	27-105	.257	92-136	.676	323	10.4	257-695	.370	104-355	.293	173-260	.665	791	6.7
Manu Lecomte	82-191	.429	26-63	.413	54-70	.771	244	7.9	82-191	.429	26-63	.413	54-70	.771	244	7.9
Donnavan Kirk	93-205	.454	12-40	.300	35-58	.603	233	7.5	110-244	.451	12-42	.286	46-70	.657	278	5.8
James Kelly	65-133	.489	15-36	.417	18-27	.667	163	6.5	65-133	.489	15-36	.417	18-27	.667	163	6.5
Davon Reed	63-191	.330	35-101	.347	33-51	.647	194	6.3	63-191	.330	35-101	.347	33-51	.647	194	6.3
Erik Swoope	47-93	.505	1-7	.143	39-59	.661	134	4.6	99-192	.516	2-10	.200	71-125	.568	271	2.5
Tonye Jekiri	54-120	.450	0-0	.000	20-37	.541	128	4.1	72-155	.465	0-0	.000	31-57	.544	175	2.7
Raphael Akpejori	4-14	.286	0-0	.000	9-15	.600	17	0.7	27-65	.415	0-0	.000	41-67	.612	95	1.1
Justin Heller	1-4	.250	0-3	.000	0-0	.000	2	0.4	2-9	.222	0-5	.000	0-2	.000	4	0.2
Steve Sorenson	0-0	.000	0-0	.000	0-0	.000	0	0.0	0-0	.000	0-0	.000	1-3	.333	1	0.1
Mike Fernandez	0-0	.000	0-0	.000	0-0	.000	0	0.0	0-0	.000	0-0	.000	0-0	.000	0	0.0

TOTALS	o-reb	d-reb	t-reb	pf	fo	ast	to	a/to	o-reb	d-reb	t-reb	pf	fo	ast	to	a/to
Rion Brown	45	139	184	57	0	71	45	1.6	108	306	414	204	0	139	121	1.1
Garrius Adams	24	123	147	58	1	89	57	1.6	91	294	385	167	2	191	156	1.2
Manu Lecomte	23	45	68	57	0	74	57	1.3	23	45	68	57	0	74	57	1.3
Donnavan Kirk	67	87	154	62	1	5	39	0.1	78	106	184	82	1	5	56	0.1
James Kelly	26	72	98	42	0	14	17	0.8	26	72	98	42	0	14	17	0.8
Davon Reed	12	42	54	50	0	37	41	0.9	12	42	54	50	0	37	41	0.9
Erik Swoope	25	48	73	43	0	16	10	1.6	73	101	174	133	3	31	28	1.1
Tonye Jekiri	60	99	159	82	5	19	27	0.7	88	126	214	117	5	23	38	0.6
Raphael Akpejori	13	27	40	39	1	2	7	0.3	53	71	124	90	1	5	22	0.2
Justin Heller	0	1	1	1	0	0	1	0.0	0	7	7	2	0	2	4	0.5
Steve Sorenson	0	0	0	0	0	0	0	0.0	0	0	0	0	0	0	3	0.0
Mike Fernandez	0	0	0	0	0	0	3	0.0	0	0	0	0	0	0	3	0.0