



H U R R I C A N E S  B A S E B A L L

2018 MEDIA GUIDE





JIM MORRIS

UNIVERSITY OF MIAMI

HEAD COACH

1,566 WINS AT THE DIVISION I LEVEL

ARE THE SECOND-MOST OF ANY ACTIVE COACH IN COLLEGE BASEBALL
AND THE FIFTH-MOST IN THE HISTORY OF THE SPORT.

Morris has led the Hurricanes to Omaha, Nebraska and the College World Series 13 times in his 24 years as head coach - more than any other coach since he arrived in Coral Gables prior to the 1994 season.

NATIONAL
CHAMPIONSHIPS

**1999
2001**

COACH OF THE YEAR

**1994
1999
2001**

ACC
COACH OF THE YEAR

2008



WON

17 OF 23

NCAA REGIONAL
APPEARANCES

166 MIAMI HURRICANES
HAVE BEEN SELECTED IN THE
MAJOR LEAGUE BASEBALL DRAFT



24 HURRICANES HAVE GONE ON TO PLAY IN MAJOR LEAGUE BASEBALL



TABLE OF CONTENTS

MEDIA INFORMATION

1	Table of Contents
2	Social Media / Athletics Administration
3	President Julio Frenk / Dr. Marvin Dawkins
4	Athletics Director Blake James
5-7	Athletics Administration Profiles

2018 MIAMI HURRICANES

9-12	Head Coach Jim Morris
13	Associate Head Coach Gino DiMare
14	Assistant Coach J.D. Arteaga
15	Assistant Coach Norberto Lopez
16-17	Baseball Coaches & Support Staff
19	A Look at the 2018 Miami Hurricanes
20	Numerical Roster
21	Alphabetical Roster
22-31	Student-Athlete Profiles

MIAMI HURRICANES BASEBALL HISTORY

33	Baseball in South Florida: A Hurricane Tradition
34-35	Miami Skippers
36	Ron Fraser: "The Wizard of College Baseball"
37	Yearly Records
38-69	All-Time Results
70-71	Series History
72-118	All-Time Series Results
119	All-Time NCAA Tournament History
120-121	College Baseball Hall of Fame Inductees
122-123	National Award Winners
124-126	Baseball All-Americans
127-128	Miami Baseball Retired Numbers

CANES AND MAJOR LEAGUE BASEBALL

129-130	All-Time #ProCanes By Team
131-132	MLB Draft Picks & Signees

MIAMI HURRICANES BASEBALL HISTORY

133-138	Canes All-Time Lettermen
139	Attendance History
140-141	University of Miami Sports Hall of Fame
142-146	Team Records
147-149	Individual Leaders - Batting
150-152	Individual Leaders - Pitching

2018 MIAMI BASEBALL MEDIA GUIDE

- **EDITOR:** Camron Ghorbi
- **LYOUT:** Camron Ghorbi
- **EDITORIAL ASSISTANCE:** Tom Symonds, David Villavicencio, Alex Schwartz
- **PHOTOGRAPHY:** JC Ridley, Richard Lewis
- **COVER & DESIGN:** Kyle Stopperan
- **PRINTING:** Thomas Printworks – Coral Gables, Fla.

SOCIAL MEDIA ACCOUNTS

Official Athletics

Twitter: @MiamiHurricanes

Facebook: /MiamiHurricanes

Instagram: MiamiHurricanes

Official Baseball

Twitter: @CanesBaseball

Facebook: /CanesBaseball

Instagram: CanesBaseball

Blake James, Director of Athletics

Miami Maniac

Twitter: @CanesAllAccess

Twitter: @TheMiamiManiac

Sebastian the Ibis

Twitter: @UM_Sebastian

UNIVERSITY INFORMATION

Location

Coral Gables, Fla.

Enrollment

17,021

Founded

1925

Nickname

Hurricanes

Colors

Orange (PMS 1665), Green (PMS 3435) and White

President

Dr. Julio Frenk

Director of Athletics

Blake James

Faculty Athletics Representative

Dr. Marvin Dawkins

Conference / Division

Atlantic Coast Conference / Coastal

Stadium / Capacity

Alex Rodriguez Park at Mark Light Field / 4,999

Ticket Office Phone

1-800-GO-CANES

COACHING STAFF

Head Coach

Jim Morris

Record at Miami

1,062-446-3 (25th season)

Career Division I Record

1,566-690-4 (37th season)

Career Overall Record

1,697-729-4 (41st season)

Associate Head Coach / Recruiting Coordinator / Hitting

Gino DiMare

Assistant Coach / Pitching

J.D. Arteaga

Assistant Coach / Catchers / Hitting

Norberto Lopez

Strength & Conditioning Coach

Brian Gabriel

Director of Baseball Operations & Camps

Robert "G.M." McDaniel

Athletic Trainer

H.R. Powell

Athletics Communications

Camron Ghorbi

Academics

Heather de la Osa

Marketing

Alejandro Rengifo

Office Assistants

Liliana Macias

Student Managers

Mary Lou Rubin

Jake Yardeni

Nicholas Muoio

ATHLETICS ADMINISTRATION

Director of Athletics

Blake James

Deputy AD / Senior Woman Administrator / COO

Jennifer Strawley

Deputy AD / CFO

Jason Layton

Sr. Associate AD / Academic Services

David Wyman

Sr. Associate AD / Business Operations

Josh Boone

Sr. Associate AD / Communications & Digital Strategy

Carter Toole

Sr. Associate AD / Compliance

Craig Anderson

Sr. Associate AD / Development

Jesse Marks

Sr. Associate AD / Facilities & Event Operations

Tim Wise

Sr. Associate AD / Sales & Marketing

Brent Crank

Sr. Associate AD / Student-Athlete Development

Shirle Jackson

Associate AD / Athletic Training

Vinny Scavo

Associate AD / Premium Seating & Corp. Development

Ben Breed

Assistant AD / Academic Services

Demetreus Darden

Assistant AD / Alumni Programs

Rick Remmert

Assistant AD / Annual Giving

Emily Boone

Assistant AD / Communications & Content

Andy Fledderjohann

Assistant AD / Communications

Tom Symonds

Assistant AD / Compliance & Eligibility

Dan Raben

Assistant AD / Equipment Operations

David Case

Assistant AD / Events & Operations

Michael Turner

Assistant AD / Major Gifts

Chris Cohen

Assistant AD / Ticket Operations

Tim Cavanaugh

Assistant AD / Ticket Sales

Mackie Feierstein

COMMUNICATIONS & DIGITAL

Assoc. Director / Communications (Primary)

Camron Ghorbi

Cell

786-877-7329

Email

c.ghorbi@miami.edu

Twitter

@CamronGhorbi

Senior Associate AD / Communications & Digital

Carter Toole

Cell

615-598-8540

Email

carter.toole@miami.edu

Twitter

@CanesCarter

Assistant AD / Communications & Content

Andy Fledderjohann

Cell

434-906-0075

Email

axf1108@miami.edu

Twitter

@afledder

Assistant AD / Communications

Tom Symonds

Cell

305-240-9142

Email

symonds@miami.edu

Twitter

@Tom_Symonds

Assoc. Director / Communications

David Villavicencio

Cell

786-999-3739

Email

davidv@miami.edu

Twitter

@dvillavicencio6

Asst. Director / Communications

Alex Schwartz

Cell

609-802-3674

Email

alexschwartz@miami.edu

Twitter

@AlexJSchwartz

Director / Digital Strategy

Tim Brogdon

Cell

720-384-3391

Email

tbrogdon@miami.edu

Twitter

@TimDanBrog

Website

www.HurricaneSports.com

Twitter & Instagram

@MiamiHurricanes | @CanesBaseball

Facebook

/MiamiHurricanes | /CanesBaseball

Mailing Address

5821 San Amaro Drive, Coral Gables, FL 33146



DR. JULIO FRENK

UNIVERSITY PRESIDENT
UNIVERSIDAD NACIONAL
AUTÓNOMA DE MÉXICO, 1979

Dr. Julio Frenk, a noted leader in global public health and a renowned scholar and academic, was named the sixth president of the University of Miami in April 2015. He assumed his leadership post on August 16, 2015.

Prior to joining the University of Miami, Dr. Frenk was Dean of the Faculty at the Harvard T.H. Chan School of Public Health since January 2009. While at Harvard, he was also the T & G Angelopoulos Professor of Public Health and International Development, a joint appointment with the Harvard Kennedy School of Government.

Dr. Frenk served as the Minister of Health of Mexico from 2000 to 2006. He pursued an ambitious agenda to reform the nation's health system and introduced a program of comprehensive universal health insurance, known as Seguro Popular, which expanded access to health care for tens of millions of uninsured Mexicans.

Dr. Frenk was the founding director-general of the National Institute of Public Health in Mexico, one of the leading institutions of health education and research in the developing world. In 1998 Dr. Frenk joined the World Health Organization (WHO) as executive director in charge of Evidence and Information for Policy, WHO's first-ever unit explicitly charged with developing a scientific foundation for health policy to achieve better outcomes.

He also served as a senior fellow in the global health program of the Bill & Melinda Gates Foundation and as president of the Carso Health Institute in Mexico City. He is the founding chair of the board of the Institute for Health Metrics and Evaluation at the University of Washington. He also co-chaired the Commission on the Education of Health Professionals for the 21st Century, which published its influential report in the leading journal *The Lancet* in 2010, triggering a large number of follow-up initiatives throughout the world.

Dr. Frenk holds a medical degree from the National Autonomous University of Mexico, as well as a master of public health and a joint doctorate in Medical Care Organization and in Sociology from the University of Michigan, Ann Arbor. He has been awarded honorary doctorates from several institutions of higher learning. In September of 2008, Dr. Frenk received the Clinton Global Citizen Award for changing "the way practitioners and policy makers across the world think about health."

He is a member of the U.S. Institute of Medicine, American Academy of Arts and Sciences, and National Academy of Medicine of Mexico.

In addition to his scholarly works, which include more than 140 articles in academic journals, as well as many books and book chapters, he has written two best-selling novels for youngsters explaining the functions of the human body.



DR. MARVIN DAWKINS

FACULTY REPRESENTATIVE
EDWARD WATERS COLLEGE, 1970

Dr. Marvin Dawkins, a distinguished professor in the Department of Sociology at the University of Miami, is in his fifth year as the Faculty Athletics Representative. He was named to the post in April 2012, replacing Clyde McCoy after his 17 years of service in that role.

In his FAR post, Dawkins is responsible for ensuring the academic integrity of students participating in University athletic programs and helping to oversee institutional control of the Department of Athletics. The Faculty Athletics Representative serves as a liaison between the University and the athletic department. This individual is the University's voting delegate to the ACC and represents UM with the NCAA and ACC.

Dawkins received his doctorate from Florida State and completed his postdoctoral research fellowships at Howard University and The Johns Hopkins University. He previously served on the faculties of the University of Maryland, Old Dominion University and the University of Wisconsin-Parkside.

His research focuses on issues of race and social equity in such areas as education, career aspirations and mobility, substance abuse prevention, and sports. He has published widely in these areas, including his most recent article titled "Race and Pathways to Power in the National Football League" (with Jomills H. Braddock and Erica Smith), which appears in *American Behavioral Scientist* (2012). His research on golf includes book chapters, scholarly articles, and the book *African American Golfers During the Jim Crow Era* (Praeger 2000), coauthored with Graham C. Kinloch. Dawkins was recently appointed to the United States Golf Association Museum Committee and is currently completing a study on the media treatment of black golfers from the Jim Crow era to the present.



BLAKE JAMES

DIRECTOR OF ATHLETICS

MINNESOTA STATE-MANKATO, 1992

Since taking over as the University of Miami's Director of Athletics in 2013, Blake James has transformed Miami Athletics, spearheading improvement in all aspects of the department, including postseason appearances, student-athlete support, facility upgrades, ticket sales and academic achievement.

Miami's recent success has garnered James and UM national recognition. In March 2017, James was selected as one of four Division I recipients of the 2016-17 Under Armour Athletic Director of the Year award, an honor given by the National Association of Collegiate Directors of Athletics (NACDA). In June 2017, James began a two-year term as Chair of the NCAA Division I Council, the group responsible for the day-to-day decision-making for all of Division I.

James has placed a strong emphasis on academics during his four-plus years at Miami. In the most recent Graduation Success Rate figures released by the NCAA, Miami student-athletes posted a GSR mark of 90%. Ten Hurricane teams posted perfect 2015-16 scores on the latest Academic Progress Report (APR). In addition, Miami's football program received the 2016 AFCA Academic Achievement Award. In 2016, Hurricane student-athletes also ranked among the nation's best in time committed towards community service.

In the department's continuing efforts to better support student-athletes and coaches, the Hurricane Club -- the fundraising arm of Miami Athletics -- completed a record-setting year in 2016-17. The Hurricane Club raised \$49 million, an all-time record and an increase of more than 80 percent from the previous record of \$26.5 million, set in 2010-11. The Hurricane Club's membership of more than 11,000 members represents an over 100-percent jump from its membership of 5,140 in 2010.

Prior to the 2016 football season, James led the university's football coaching search which resulted in the hiring of Hurricane alum Mark Richt as the football program's new head coach. Richt paid immediate dividends in 2016 as the Hurricanes posted a 9-4 record, won their first bowl game in 10 years and finished ranked #20 in the final Associated Press poll, their first season-ending ranking since 2009.

During the 2015-16 academic year, Miami was the only school in NCAA Division I to have its football team play in a bowl game, its men's and women's basketball teams advance to the NCAA Tournament and its baseball team advance to the College World Series. Overall, Miami had 10 sports programs advance to postseason competition to secure its highest finish in the Learfield Directors' Cup standings in 13 years, an indication of broad-based athletic department success.

During James' tenure, Miami has completed several facility enhancements, including the opening of the Schwartz Center for Athletic Excellence; the completion of the student-athlete training table, fueling station and dining hall; new artificial and natural playing surfaces and lights on the Greentree Practice Fields' and a center-hung scoreboard inside the Watsco Center.

James has also led multiple, multi-million dollar capital renovation projects, including renovations of the Hecht Center and the men's and women's basketball offices. Over the past year, Miami Athletics has secured six leadership gifts of seven figures-or-more, including the largest donation in department history -- a \$14 million gift from the Soffer Family, which will serve as the lead gift for the Hurricanes' \$34 million Carol Soffer Football Indoor

Practice Facility, which broke ground this year.

Ticket sales are also at an all-time high. In 2016, Miami sold a school-record 42,000 football season tickets and ranked first among Power 5 programs in attendance percentage increase (23 percent) over 2015 attendance. The Hurricanes have also sold out their men's basketball season tickets in back-to-back seasons for the first time ever.

In addition, Miami has transformed its broadcast, communications and marketing departments into one of the nation's leaders in digital media and video production. In 2016, Miami aired more live events on ESPN3 than any other ACC institution. James was also instrumental in helping Miami strike one of the largest apparel deals in the country with adidas.

Prior to being named AD, James served Miami Athletics in the roles of Interim AD and Senior Associate AD for Development and Ticket Operations, where he oversaw the day-to-day operations of development, ticket sales and ticket operations. He also was a member of the Hurricanes' senior staff and provided sport supervision.

James came to UM after spending seven years at the University of Maine, where he first served as Senior Associate Athletic Director before serving as Director of Athletics from 2005 to 2010. During his tenure at Maine, athletics experienced tremendous success, including three trips to the Frozen Four for the men's ice hockey program and NCAA playoff berths for football, baseball (two), women's basketball and softball. James implemented a comprehensive \$17 million facility improvement plan at Maine, which included an indoor practice facility and numerous other facility upgrades and renovations. Academically, the program flourished, earning the conference academic cup twice and student-athletes maintaining a 3.0 GPA or above.

Prior to his stint at Maine, James worked in athletic development at Providence College, where he established the "Friars Forever" campaign and the Friar Athletic Fund.

James is no stranger to South Florida, beginning his athletic career with the University of Miami, working in ticket sales, corporate sales and athletic development. In 1995, he was hired as Miami's Director of Ticket Sales, serving in that capacity until 1997, when he was named an athletic development officer at the University of Nebraska. He returned to Miami in 1998 as the Director of Major Gifts and Corporate Sales and was promoted to the Director of Athletic Development at Miami in 2000 before moving on to Providence in 2002.

James graduated from Minnesota State University - Mankato with a Bachelor's degree in Marketing in 1992 and later received his Master's degree in Sports Administration from St. Thomas University in 1994. He and his wife, Kelly, have two children: daughter, Haley, and son, Ryan.



JENNIFER STRAWLEY

**DEPUTY DIRECTOR OF ATHLETICS
CHIEF OPERATING OFFICER
SENIOR WOMAN ADMINISTRATOR**
PENNSYLVANIA, 1998

Jennifer Strawley joined the University of Miami on June 18, 2012 and currently serves as Deputy Director of Athletics and Chief Operating Officer. She also serves as the departments Senior Woman Administrator.

Serving as the second-in-command, Strawley provides strategic direction for the department and assists the Director of Athletics with the day-to-day operations. She is the sport administrator for football, women's basketball and women's tennis. Strawley leads the department's strategic planning initiatives, policy development and implementation, coordination of department and coaches meetings and gender equity and inclusion initiatives. She oversees the areas of human resources, sports medicine, academic services, equipment / Adidas, video services and student-athlete development, as well as serves as a liaison to various campus groups, the ACC and the NCAA.

Strawley played a key role in the hiring of head football coach Mark Richt, serving on the selection committee. In addition, she was instrumental in the development of Miami's annual Celebration of Women's Athletics recognizing the achievements of Miami's female student-athletes while raising money to support women's athletics.

Actively engaged in intercollegiate athletics nationally, Strawley has served on various committees within the NCAA and the ACC. She currently serves on the ACC Television Committee, the ACC Women's Basketball foresight committee, the ACC Equity Committee, the ACC Infractions and Sportsmanship Review Committee, the ACC Football Schedulers Group, and the NCAA Division I Women's Basketball Oversight Committee. She also serves on the board of directors for Women's Leaders in College Sports and the Women's Basketball Coaches Association.

Prior to UM, Strawley concluded her second tour with the NCAA as the Director of Academic and Membership Affairs. In this role, Strawley was instrumental in providing leadership in the areas of academic governance and development of academic policy. Strawley served on the senior management team and was involved in a variety of other internal operations.

Strawley rejoined the NCAA after serving as the Associate Athletics Director for Intercollegiate Sport Programs and Senior Woman Administrator at Columbia University from 2007-10. While at Columbia, she oversaw numerous varsity sport programs including football and was the athletics program liaison for gender equity and diversity initiatives. Strawley was a member of the department's Executive Management Team.

Prior to her tenure at Columbia, Strawley was the Director of Membership Services and Student-Athlete Reinstatement at the NCAA. In this role, she provided oversight of the student-athlete reinstatement process and was instrumental in the implementation of the student first philosophy. Strawley served as a liaison to numerous NCAA committees and task forces, including the NCAA Divisions I, II and III Student-Athlete Reinstatement Committees, the NCAA Olympic Sports Liaison Committee, and the working group appointed to review trends in initial eligibility.

Strawley first joined the NCAA in 1998 as an enforcement services intern. She is a 1998 graduate of the University of Pennsylvania where she earned her Bachelor of Arts degree in history. During her time at Pennsylvania, she was a two-year

captain for the Quakers' softball team. Strawley was inducted into the William Tennent High School Athletics Hall of Fame in January of 2014.



JASON LAYTON

**DEPUTY DIRECTOR OF ATHLETICS
CHIEF FINANCIAL OFFICER**
SAINT LEO, 1999

Jason Layton serves as the University of Miami Deputy Director of Athletics and Chief Financial Officer, a position he took over in August 2017. He initially joined Miami in December 2014 as the Senior Associate Athletics Director for Communications and Sales.

In his current position, Layton is responsible for managing the department's business office, marketing, digital strategies, communications, ticket sales, ticket operations, client experience, video production and broadcast departments.

Additionally, Layton has oversight of all departmental licensing matters, Hurricane Sports Properties, serves as the department ACC Network liaison and is the sport administrator for men's basketball.

Since his arrival, Miami has seen exceptional growth in ticket sales and video production services in both content and broadcast with ESPN and the newly formed ACC Network.

Under his watch, Miami has seen an increased level of season ticket sales in football and men's basketball. Under Layton's guidance, Miami saw an unprecedented growth in football attendance during the 2016 season, as the Hurricanes totaled 42,000 season ticket holders and averaged 58,572 fans per game – the 27th-highest total in the nation and leader among all Power Five schools in percentage increase on a year-to-year basis (23 percent).

In addition, Miami sold out its entire 2015-16 and 2016-17 men's basketball season ticket allotment, marking the first time in Hurricane Athletics history that a team has sold out its entire season ticket allotment in back-to-back seasons.

Layton also serves as the primary contact for ESPN with the recent launch of the ACC Network, first in digital format in August 2016 and building to the linear network in fall of 2019. Since 2015, Miami has produced over 200 live events on ESPN3/ACC Network Extra – a figure that ranks near the top of all ACC schools.

Layton, a Florida native, arrived in Miami after spending the 2013 and 2014 seasons at Colorado State University where he served as the department's Senior Associate Athletics Director for Sales and Marketing. During his time in Fort Collins, Colo., Layton's ticket sales plans drove double-digit increases in football, volleyball, men's basketball and women's basketball revenue and tickets sold.

Before his arrival at Colorado State, Layton spent 13 years with the Tampa Bay Buccaneers. In his 13 years with the club, he handled a variety of responsibilities from sales, marketing, ticketing and luxury suite operations to advertising, accounting, finance and purchasing. Layton began his career with the Buccaneers as a customer service representative in 1999 before elevating to the role of Senior Director of Business Administration in 2011. Layton received his bachelor's and master's degrees from Saint Leo University in Saint Leo, Fla.



DAVID WYMAN

**SENIOR ASSOCIATE AD
ACADEMIC SERVICES**
FLORIDA A&M, 1994

"When you do the right things, the right things happen."

David Wyman has empowered over 2,000 student-athletes with his signature creed. Now in his 23rd year, Wyman has advised and mentored a diverse population of student-athletes to become skilled professionals in many different careers.

Wyman is the Senior Associate Athletic Director for Academic Services at the University of Miami, a position he was promoted to in August 2017. Wyman is also the sport administrator for Miami's volleyball program.

He began his own career as an intern, and was quickly promoted to the full-time staff after working just two months in the academic services division. Wyman became the assistant director two years later, supervising the tutorial program and advising both the football and men's basketball teams. He was then promoted to associate director, taking on the responsibility of coordinating the NCAA eligibility certification for all 400 student-athletes.

Since 2004, Wyman has managed the Division of Athletic Academic Services, currently leading a staff of eight full-time professionals. Under his leadership, the department and sport programs have gained national recognition and honors for continued growth in both academic progress rates (APR) and graduation success.

A 2016 inductee to the Iron Arrow Society, Wyman has helped guide the football team to a pair AFCA Academic Achievement Awards for graduating 100 percent of student-athletes in the freshman classes of 2002 and 2009.

Wyman is a 1994 graduate of Florida A&M with a bachelor's degree in accounting. He earned a master's degree in sports administration from St. Thomas University in 1995. Born in Staten Island, N.Y., he is married to Jewyll, and the couple has three daughters: Rebecca, Dominique and Sarah. Wyman has been a Big Brother in the Miami-Dade Big Brother/Dig Sister Organization and is also a member of Omicron Delta Kappa, The National Leadership Honor Society and the National Association of Academic Advisors for Athletics.



JOSH BOONE

**SENIOR ASSOCIATE AD
BUSINESS OPERATIONS**
ELON, 1995

After a pair of promotions, Joshua Boone now serves as the Senior Associate Athletic Director for Business Operations at the University of Miami. Boone was hired in July 2012 as the Assistant AD for Business Operations, was elevated to Associate AD in March 2014 and took on his new title in August 2017.

In addition to his role within the business office, Boone is also the sport administrator for Miami's swimming and diving programs.

Boone, who spent the previous nine years working for the University of North Carolina, was promoted to associate director

of business operations with the Tar Heels in November 2011. In his time in Chapel Hill, Boone supervised the day-to-day operations of a \$72 million operating budget, served as the department liaison with accounting, development, disbursement, facility services and outside travel vendors, and also assisted in the athletic department's annual budget preparations. He began his time in the Tar Heels' Business Office as an accounting technician in December 2002.

Prior to working at UNC, Boone worked for the North Carolina High School Athletic Association from September 1999 to 2002. While at the NCHSAA, Boone designed, edited and published various publications, developed and maintained the organization's official website, and coordinated statewide media relations.

Boone received his bachelor's degree athletic training from Elon University in 1995 before earning his master's degree in athletic administration from East Carolina (1998) and his M.B.A from Elon in 2004. He has been an active member with the College Athletic Business Management Association since 2009, serving on the membership, publicity and program committees.

He currently lives in Coral Gables, Fla., with his wife, Emily, who is the assistant AD of annual giving for the Hurricane Club. The couple has two children, Mackenzie and Noah.



CARTER TOOLE

**SENIOR ASSOCIATE AD
COMMUNICATIONS & DIGITAL
STRATEGY**
NORTH CAROLINA, 1995

Carter Toole serves as the Senior Associate Athletic Director for Communications and Digital Strategy at the University of Miami. He joined the Hurricanes as an associate AD in November 2016 and was promoted to his current role in August 2017.

Toole oversees the communications, digital departments and video departments, as well as assists with publicity for the football program and head football coach Mark Richt.

Toole previously co-owned a Nashville-based marketing agency, Wheelhouse Marketing Advisors, which was acquired by a local technology firm (Atiba) at the end of 2015. Before launching Wheelhouse he served as Vice President, Digital, at another Nashville firm, January & Associates.

Prior to entering the agency business, Toole worked in the National Football League for nine seasons with four teams. After public relations stints with the Green Bay Packers, Tennessee Titans and Tampa Bay Buccaneers, he joined the Houston Texans as the club's first director of internet services & publications.

He was part of the Texans' communications staff that won the Pete Rozelle Award in 2004 as voted on by the Pro Football Writers Association of America. Toole has also worked eight Super Bowls as a member of the NFL's media relations staff.

Toole started his sports communications career in the media relations offices at Arizona State University and the University of North Carolina at Chapel Hill, where he earned his bachelor's degree.

A native of Alexandria, Va., Toole and his wife, Barbara, have two daughters.



CRAIG ANDERSON

SENIOR ASSOCIATE AD COMPLIANCE

PITTSBURGH, 2005

Craig Anderson came to the University of Miami in March 2013 and was elevated to the role of Senior Associate Athletic Director for Compliance and appointed to the department's executive senior staff in July 2015.

Anderson is responsible for managing all aspects of the University's compliance program, including educating coaches, student-athletes, boosters, athletic department staff and other University officials about NCAA and Atlantic Coast Conference rules and regulations.

Anderson is also responsible for overseeing all compliance processes and procedures dealing with the University's monitoring of recruiting, eligibility, financial and certification. Anderson is a member of the National Association of Athletics Compliance Coordinators (NAAC) and is the sport administrator for the Miami baseball program.

Prior to his position at the University of Miami he held positions in Compliance at NC State, University of Virginia, UNLV and Marshall University.

Anderson graduated from the University of Pittsburgh in 2005 with a bachelor's degree in political science and a year later, he graduated from Marshall University with a master's degree in athletic administration.



JESSE MARKS

SENIOR ASSOCIATE AD DEVELOPMENT

MIAMI, 2005, 2008

Jesse Marks was promoted to Senior Associate Athletic Director for Development in August 2016. He was previously promoted to associate AD for development in November 2012 following two years as assistant athletics director for major gifts.

Under the guidance of Director of Athletics Blake James, Marks is responsible for all development operations for the department of athletics, including campaign oversight, major giving, annual fund, donor stewardship, event hospitality and coordination with central advancement efforts. Marks is also the sport administrator for Miami's men's tennis program.

Since Marks' arrival in 2010, the Hurricane Club has seen significant growth in major giving and annual giving participation. Following the department's restructure in 2010, the Hurricane Club's development results have increased significantly across the board. Major Giving is up more than 70 percent since 2010, increasing from \$14 million in 2010 to \$26.6 million in 2011 and to an all-time high of \$49 million in 2016-17.

Annual giving has also seen unprecedented growth through extensive marketing, philanthropic re-branding and digital strategy. Since 2010, annual Hurricane Club Membership has increased by more than 100 percent to an all-time record of 11,500 active members and over \$14 million raised for student-athlete excellence. The Hurricane Club is consistently recognized nationwide for their use of cutting edge technology and unique

campaigns to drive annual support.

Marks has been a part of two major capital campaigns at the University of Miami: The Momentum Campaign, (2000-2008) which raised over \$1 billion for the University, and Momentum2. Under Marks' leadership, athletics exceeded its goal of \$68 million and raised more than \$85 million dollars towards the Momentum campaign and raised over \$118 million towards the university wide \$1.6 billion Momentum2 Campaign.

Prior to his return to UM Athletics, Marks served as assistant director of development at Wake Forest University, where he managed relationships for over 150 athletic donors in the southeast, including South Carolina, Georgia, North Carolina and Florida. Prior to Wake Forest, Marks was as assistant athletics director for development at Florida International University, where he managed all fundraising operations related to the opening of their new football stadium in 2008.

Marks is an active member of the National Association of Athletic Development Directors (NAADD) and is an adjunct professor in the School of Education Sports Administration Program Teaching Sport Promotions and Sales.

A two-time Miami graduate, Marks earned his bachelor's degree in 2005 and his master's degree in 2008.



TIM WISE

SENIOR ASSOCIATE AD FACILITIES & EVENT OPERATIONS

SOUTH CAROLINA, 1996

Tim Wise is in his sixth year as the Senior Associate Athletic Director for Facilities and Event Operations at the University of Miami. Wise joined the UM staff in June 2012.

Wise has oversight of numerous areas within the department: facilities and maintenance services, capital projects/construction, facilities master planning, event management and guest services, camps/clinics, risk management, information technology, strength & conditioning and nutrition. He is also the liaison to the Watsco Center and Hard Rock Stadium, as well as serves as the sport administrator for Miami's soccer and rowing teams.

Wise, who has more than 20 years of experience in college athletics as an event manager, facilities director and administrator, was hired by the University of Wisconsin Athletic Department as assistant athletic director for events and facilities in August, 2008. In January 2012, he was named interim associate athletic director and elevated to the senior management team with additional oversight of the University Ridge Golf Course and \$125 million in capital projects.

Wise also had supervisory oversight of the UW Athletics event management, facilities, food and beverage and guest services units and oversaw an annual budget of approximately \$15 million. He also served in a lead role in administrative coordination of UW Athletics concerts, summer camps and event parking.

Wise served as the director of facility maintenance at the University of Connecticut from August 2005 to August 2008. He oversaw daily operations of athletic facilities, projects and event operations as the assistant athletics director for facilities and operations at Eastern Michigan University from November 2003 to June 2005.

Wise was hired as the athletics event manager at the University of Denver in August 2000 and promoted to the director of athletics events in August 2001 and served in that role until October 2003. Prior to his time at Denver, Wise was the event services manager at The Ohio State University's Schottenstein Center.



COACHES & STAFF

<i>HEAD COACH JIM MORRIS</i>	<i>9-12</i>
<i>HITTING COACH / RECRUITING COORDINATOR GINO DIMARE</i>	<i>13</i>
<i>PITCHING COACH J.D. ARTEAGA</i>	<i>14</i>
<i>CATCHERS COACH NORBERTO LOPEZ</i>	<i>15</i>
<i>BASEBALL SUPPORT STAFF</i>	<i>16-17</i>



JIM MORRIS

HEAD COACH | 25th SEASON AT MIAMI (41st OVERALL) | 1,062-446-3 (.703)

It doesn't matter if his roster is full of rookies or veterans, University of Miami head coach Jim Morris has produced some of college baseball's most consistent and dominant teams entering his 25th and final season in Coral Gables. With a talented staff around him, Morris' Hurricanes are continually the class of collegiate baseball, having won national titles in 1999 and 2001 and the ACC Baseball Regular Season Championship in 2008, 2014 and 2016.

In his 24-season tenure at Miami, no program has qualified for the College World Series as much as Morris and his Hurricanes. Miami, which has qualified for the NCAA Tournament on 45 occasions, has made it to Omaha in 13 of Morris' 24 seasons in Coral Gables - including most recently in 2016, when Miami was awarded the No. 3 national seed for the NCAA postseason.

Morris set an NCAA record for guiding a program to the CWS in each of his first six years at UM. In addition, Morris has won 17 of 23 NCAA Regional appearances at UM, including a record 13 straight to start his tenure in Coral Gables. His teams qualified for NCAA Regionals for a streak of 32 straight years, beginning with his final nine seasons (1985-1993) at Georgia Tech and his first 23 seasons at Miami (1994-2016).

A three-time national coach of the year and 2008 Atlantic Coast Conference Coach of the Year, Morris has directed the Hurricanes to a 1,062-446-3 (.703) mark since arriving in 1994. Including his 12 seasons at Georgia Tech (1982-93), Morris has forged a 1,566-690-4 (.693) Division I record in 36 years as a head coach. Overall, Morris has been the head coach at the collegiate level for 40 seasons, spending the first four at DeKalb (Ga.) C.C. from 1976-79, and has recorded a 1,697-729-4 (.698) mark.

In addition to carrying on Miami's great baseball reputation in the last 24 years, Morris personally led the charge in the construction of Alex Rodriguez Park, and logged hundreds of hours raising funds for the stadium's renovation prior to its reopening in 2009.

Two Hurricanes were selected in the 2017 Major League Baseball First-Year Player Draft; junior outfielder Carl Chester was selected in the 12th round by Tampa Bay and junior right-hander Jesse Lepore was drafted in the 24th round by Colorado. The Hurricanes finished sixth in the overall ACC standings in 2017 and advanced to the semifinals of the ACC Championship in Louisville, Ky.

Morris reached two coaching milestones in 2016, as he led the program to its 25th College World Series appearance in history, its third straight ACC Coastal Division title and the program's second ACC Regular Season Championship in a three-year span. The Hurricanes posted a 50-win season (50-14) for the second straight year, marking the first such instance for Miami since 1998 / 1999.

Morris became just the sixth coach in the history of Division I baseball to reach the 1,500-win plateau when Miami topped Louisville 8-4 in dramatic fashion on March 18, 2016. A walk-off grand slam from Willie Abreu gave Morris his 1,500th.

Eight days later, Miami topped Clemson 5-4 in 11 innings -

also in walk-off fashion - to send Morris to his 1,000th win at the helm of the Hurricanes.

Under his direction, the Hurricanes set the program record for fielding percentage with a sparkling .983 mark in 2016, a figure that ranked best nationwide. Seven Hurricanes were selected in the first round in 2016 Major League Baseball First-Year Player Draft, including the program's first first-round selection since 2010 in catcher Zack Collins (No. 10, Chicago White Sox). Morris also helped guide two Hurricanes to a pair of major awards: Collins became the first Hurricane to win the Johnny Bench Award as the nation's top collegiate catcher in 2016, while Bryan Garcia set the program saves record and became the first Hurricane to win the NCBWA Stopper of the Year Award as the nation's top relief pitcher.

In 2015, Morris led the Hurricanes to their second straight ACC Coastal Division title, the 24th College World Series appearance in program history, and reached the 50-win mark for the 12th time.

Morris entered 2015 as among the winningest active coaches in Division I baseball with 1,435 wins. He wasted little time in moving up the record books, moving into sole possession of eighth place in all-time wins (1,439) on Feb. 15 with a 25-4 win over Rutgers and then seventh place with a 9-5 win over Louisville on March 7 (1,445).

Miami captured the 2014 ACC Regular Season Championship under his watch, recording 24 wins in conference play for the first time in program history. The conference win total set a new record for the program and tied the ACC's all-time single-season win total.

Morris reached two coaching milestones in the first half of the 2014 season. He became just the eighth Division I coach to reach 1,400 wins in a 5-2 win over Boston College on March 8, and won his 900th game at Miami in a 7-1 upset of No. 3 Virginia on March 22. The Hurricanes, who have never missed the Atlantic Coast Conference Championship since joining the ACC in 2004, qualified for their 10th straight conference tournament under Morris and earned a Regional host spot for their 42nd consecutive postseason trip.

On March 15, 2013, Morris won his 1,500th game as a head coach in signature fashion - upsetting No. 1 North Carolina on the road at Boshamer Stadium in Chapel Hill, N.C.

Morris has reached a number of other coaching milestones in his time in Coral Gables. His 1,000th Division-I game on April 4, 2004, at his old stomping grounds at Georgia Tech. He also achieved another milestone during the 2004 season, winning his 500th game at the helm of the Miami program. Morris' 500th win came just a few weeks following his 1,000th overall win as a Division-I head coach by beating Florida State 7-3 on April 17. His 600th win at Miami fittingly came in UM's 2006 Regional Opener against San Francisco on June 2, an 11-2 win that began the greatest run to the postseason in Miami's history. He is the second Hurricanes' head coach to win 500 games at Miami, joining Ron Fraser, who won 1,271 games from 1963-1992 in Coral Gables.

The 2008 season saw the Hurricanes reach their 11th CWS and reach the 50-win plateau for the seventh time under

Morris. The team finished with an overall record of 53-11 (.828), the highest winning percentage for a Miami team in 16 seasons. The Hurricanes, after going 43-8 overall and 23-5 in ACC play during the regular season, went on to win their first ACC title at the 2008 ACC Championship in Jacksonville. Miami would go on to host and win both the Coral Gables Regional (vs. Bethune-Cookman, Mississippi and Missouri) and the Coral Gables Super Regional (vs. Arizona) on its path to Omaha. Morris earned ACC Coach of the Year honors for his leadership in 2008 while eight Hurricanes were named to the All-ACC team, including left-hander Chris Hernandez, who was named ACC Freshman of the Year.

For the first time in school history, three Hurricanes were selected in the first round of the Major League Baseball Draft in 2008. Junior first baseman Yonder Alonso (7th overall to the Cincinnati Reds), junior second baseman Jemile Weeks (12th overall to the Oakland Athletics) and junior right-handed pitcher Carlos Gutierrez (27th overall to the Minnesota Twins) were the first three of eight total Hurricanes taken in the 2008 draft.

Affectionately known as “3” by those surrounding the UM program, Morris and the Hurricanes claimed the 2001 National Championship with a 12-1 victory over Stanford in the College World Series finale at Rosenblatt Stadium. The 11-run margin of victory over the Cardinal tied a 45-year-old CWS record for a championship game, while the Hurricanes’ 12.3 runs per game set a new CWS mark. Miami had also defeated Tennessee twice, 21-13 and 12-6, and Southern California, 4-3, to advance to the title game.

Miami finished the 2001 season riding a NCAA-high 17-game win streak, including a nine-game sweep during the postseason. The Hurricanes claimed the Coral Gables Regional championship with wins over Bucknell, Florida and Stetson, followed by a two-game sweep of Clemson in the Coral Gables Super Regional. The Hurricanes’ 53-12 overall record in 2001 marked the most in wins (53) and winning percentage (.815) under Morris.

Collegiate Baseball Newspaper and the American Baseball Coaches Association each honored Morris with its National Coach of the Year honors following his 2001 title to give him five such honors for his career. He additionally won top honors from Collegiate Baseball and the ABCA after the Hurricanes defeated Florida State, 6-5, for the 1999 National Championship. Morris’ first National Coach of the Year honor came in his first season at Miami in 1994.

The Georgia Tech program he built in his 12 years in Atlanta, and which he guided to four ACC Championships (1985, 1986, 1987, 1988) in his nine seasons, took on a lot of the qualities that former UM coach Ron Fraser had been so successful with at Miami. Morris has kept both the prestige and winning at Mark Light Field, and has the old-time fans remembering the “good old days,” when it seemed like almost every season under Fraser would end in Omaha.

“Jim came to me wanting to learn. He not only wanted to know why we did the things we do at Miami, but how to do it in a first-class manner,” recalled Fraser.

“In my opinion, Coach Fraser is the most influential head coach in the history of college baseball,” commented Morris. “What he has done for this sport and at Miami is legendary. Coach Fraser has made an impact on so many young coaches throughout the years, including myself. He helped me tremendously before I came to Miami and still does to this day.”

FAMILY MAN

Coach Morris and his wife Nhan live in Miami with their six-year-old son, James W. Morris IV (Will), and dog, Bentley.

THE PERFECT CHOICE

Athletic Director Paul Dee officially appointed Morris Miami’s eighth baseball coach on November 4, 1993. Morris graciously accepted and opened a new chapter in his storied coaching career.

“This is a great honor, I’m very excited,” said Morris. “The University of Miami has a baseball program I’ve always respected. It is a program that I’ve always admired.”

“Another important aspect of Jim’s background is that he was able to have successful teams at a highly competitive academic institution,” Dee said upon his hiring.

Leaving Georgia Tech, which was the preseason No. 1 team in 1994, had to be tough, but the usually candid Morris put it in perspective: “I’m going from the No. 1 team in the country, to the No. 1 program in the country.”

WELCOME TO MIAMI

Morris’ admiration for the Hurricanes’ baseball program began when he first came in contact with it as a 22-year old shortstop. He asked Coach Fraser’s permission to take ground balls on the new Tartan Turf that would later become a part of Mark Light Field. His meeting with Fraser and his chance to practice at the Light left an impact on Morris that he would not forget as he began his professional career.

Morris ended up playing two seasons in the Boston Red Sox minor league system. Though his playing days came to an early end, he quickly saw that he had a future in coaching. An assistant coaching stint at Appalachian State in 1975 set the groundwork. In 1976, he then accepted the challenge of building, from scratch, a baseball program at Atlanta’s DeKalb Community College’s South campus.

BUILDING THE BEST

At DeKalb, Morris started with no players and no field. After settling those “minor” issues, he quickly made a name for himself. His Eagles were nationally ranked three times in four years and advanced to the 1977 Junior College World Series. DeKalb finished second in just his second season. Morris added two more winning years at DeKalb before moving on to become an assistant coach at Florida State University.

CARRYING THE TRADITION

On May 23, 1981, Morris received his second dose of Mark Light schooling. On that night, an overflow crowd packed The Light for a game vs. Florida State. Fraser, ever the showman, wasn’t about to turn away a patron.

“Coach Fraser asked us if it was all right to rope off sections of foul territory down the lines. We said sure, and they were packed 10-feet deep in there. It was most incredible thing I’ve ever seen in college baseball. Fraser also asked us if we’d consider roping off the warning track, but we balked at that,” added Morris. “I remember how exciting that game was and it was the first game I saw at the University of Miami. It was an outstanding day for me.”

Miami defeated the Seminoles, 14-6, that night in front of 7,268 fans. It was a big night for the Hurricanes and one that Jim Morris would never forget.

A year later, Morris would accept a huge challenge in accepting

the head coaching job at Georgia Tech. It was a reclamation project as the Yellow Jackets were on the backside of four straight losing seasons and were 4-23 in their first two seasons in the Atlantic Coast Conference.

At Georgia Tech, Morris was the all-time leader in coaching victories, in any of the school's varsity sports, as he had 12 straight winning seasons, nine straight NCAA regional berths, four straight Atlantic Coast Conference titles (1985-88) and a school-record 51 wins in 1987.

In 1985 Morris was asked to be director of marketing and ticket sales by Dr. Homer Rice at Georgia Tech. Morris had put the Yellow Jackets' program on the map in baseball, and in the process raised money for lights and a new stadium. After one year, Morris decided it was impossible to do both and chose to focus his efforts completely on baseball even though he had great love for marketing and fundraising.

MAJOR LEAGUE GUIDANCE

Over 150 professional baseball players have played under Morris during their college careers at Miami, Georgia Tech and DeKalb.

Among the players Morris coached at Miami that went on to play in the Major Leagues were Ryan Braun, Yasmani Grandal, Yonder Alonso, Danny Valencia, Peter O'Brien, Chris Herrmann, Pat Burrell, Alex Cora, Bobby Hill, Aubrey Huff, Chris Perez, Cesar Carrillo, Brian Barton, Gaby Sanchez, Charlton Jimerson, Jay Tessmer, Danny Graves and Jason Michaels, among others. Standout players under Morris from his days at Georgia Tech were Nomar Garciaparra, Jay Payton and Jason Varitek.

Several other Hurricanes from Morris' time at the helm in Coral Gables are on the cusp of making the major leagues.



Morris with wife, Nhan, son, James W. Morris IV (Will) and dog, Bentley.



Morris has won over 1,000 games and two national championships in 13 trips to the College World Series while head coach at Miami.



MORRIS' YEAR-BY-YEAR HEAD COACHING RECORD AT MIAMI

Year	OVERALL				CONFERENCE PLAY				Finish
	W	L	T	PCT.	W	L	T	.PCT	
1994	49	14	0	.778	N/A				College World Series
1995	48	17	0	.738	N/A				College World Series
1996	50	14	0	.781	N/A				College World Series
1997	51	18	0	.739	N/A				College World Series
1998	51	12	0	.810	N/A				College World Series
1999	50	13	0	.794	N/A				National Champions
2000	41	19	1	.672	N/A				NCAA Tallahassee Super Regional
2001	53	12	0	.815	N/A				National Champions
2002	34	29	0	.540	N/A				NCAA Columbia Super Regional
2003	45	17	1	.714	N/A				College World Series
2004	50	13	0	.794	N/A				College World Series
2005	41	19	1	.672	19	10	1	.633	NCAA Lincoln Super Regional
2006	42	24	0	.636	17	13	0	.566	College World Series
2007	37	24	0	.607	17	13	0	.566	NCAA Columbia Regional
2008	53	11	0	.828	23	5	0	.821	College World Series
2009	38	22	0	.633	18	12	0	.600	NCAA Gainesville Regional
2010	43	20	0	.682	20	10	0	.666	NCAA Gainesville Super Regional
2011	38	23	0	.623	19	10	0	.655	NCAA Gainesville Regional
2012	36	23	0	.610	16	14	0	.533	NCAA Coral Gables Regional
2013	37	25	0	.597	14	16	0	.466	NCAA Louisville Regional
2014	44	19	0	.698	24	6	0	.800	NCAA Coral Gables Regional
2015	50	17	0	.746	22	8	0	.733	College World Series
2016	50	14	0	.781	21	7	0	.750	College World Series
2017	31	27	0	.534	16	13	0	.552	

	OVERALL				CONFERENCE			
	W	L	T	PCT	W	L	T	PCT
at Miami:	1,062	446	3	.703	246	137	1	.640
Division I Career:	1,566	690	4	.693	372	221	2	.625



GINO DiMARE

ASSOCIATE HEAD COACH / HITTING COACH / RECRUITING COORDINATOR
19th SEASON AT MIAMI | MIAMI (1998)

Gino DiMare serves as associate head coach in charge of hitting, as well as the baseball program's recruiting coordinator. 2018 will mark DiMare's 19th season on the coaching staff in Coral Gables.

DiMare rejoined the University of Miami baseball program after three years away from the program in 2011. Prior to his exit in 2008, DiMare served as the Canes recruiting coordinator and hitting coach over his final nine seasons. He held the title of assistant head coach during the 2008 season - a year the Canes won the Atlantic Coast Conference championship before advancing to the College World Series.

The Hurricanes qualified for their second straight College World Series berth and 25th in program history in 2016. Under DiMare's guidance as hitting coach, five field players (Zack Collins - first round, Willie Abreu - sixth round, Brandon Lopez - 10th round, Jacob Heyward - 18th round, Johnny Ruiz - 28th round) were selected in the 2016 MLB First-Year Player Draft. Collins was named a first-team All-American by several publications, and became Miami's first first-round draft pick since Yasmani Grandal in 2010 when he was selected by the Chicago White Sox with the No. 10 overall pick.

In 2015, DiMare guided the Hurricanes to the No. 1 national ranking in offense. Miami scored 547 runs over the season, which ranked first nationally at an average of 8.16 runs per game. Miami's offense, which ranked No. 7 nationally in batting average (.307) and No. 2 in on-base percentage (.417), led the way to the team's 24th College World Series appearance in program history and second straight ACC Coastal Division title.

DiMare's impact on the program was felt immediately upon his return in 2012, as the first recruiting class under his watch was ranked among the top 10 by two national publications. Miami's incoming 2012 freshman class was ranked No. 10 by Baseball America, its first top-10 ranking from BA since 2006, and No. 9 by Collegiate Baseball. One of those newcomers, third baseman David Thompson, earned Freshman All-America honors from Perfect Game following the conclusion of the 2013 season.

Previously, DiMare helped recruit and coach players such as Yonder Alonso, Ryan Braun, Jon Jay, Gaby Sanchez, Danny Valencia and Jenille Weeks - all of whom have reached the big leagues in recent years. DiMare's accomplishments on the recruiting scene during his nine years in the capacity of recruiting coordinator are as impressive as the Hurricanes' annual postseason results. His 2001 class was rated among the top five nationally and his 2003 class was ranked among the top 15 nationally.

UM's 2008 recruiting class, which was targeted primarily by DiMare, was ranked second by Collegiate Baseball and fifth by Baseball America prior to the 2007 season. That includes Braun, the 2005 ACC Player of the Year and Cesar Carrillo, the ACC's Pitcher of the Year that same season. Braun and Carrillo were also Miami's two first-round draft picks in 2005. DiMare has also kept Florida's top talent home, including 2006 first-round pick Chris Perez (Holmes Beach) and second-round pick Jay (Miami).

DiMare's offensive teams also proved to be some of the best in the history of the Hurricanes program. UMiami's offense ranked among the top 10 in school history in eight of DiMare's nine seasons as the club's hitting instructor. The 2005 team hit .321, the seventh-best team batting average in school history and the 2004 squad finished the season with a .330 batting average, which ranks fourth in school history. UM's .310 average in 2006 was only bested by five teams that were not under the guidance of DiMare, dating back 62 years.

The 1999 Hurricanes posted the third-best batting average in school history with a .333 mark, while the 2000 team finished with a .323 batting average that ranks sixth all time. Miami batted .315 in 2003 and .314 in 2002 (10th). The 2008 team that advanced to the College World Series and spent much of the season atop the national collegiate baseball polls finished the year hitting at a school eighth-best .320 average, while also ranking tied for second in home runs (106), fourth in slugging percentage (.541), eighth in total bases (1,202) and RBI (517), tied for ninth in doubles (135) and 10th in hits (711).

DiMare has long been associated with the Miami baseball program. First, he was a fan as a kid growing up in South Florida. Then, DiMare was a player for the Hurricanes following a stellar career at Miami Westminster Christian. He was a standout outfielder for the Canes from 1989-92, with a career batting average of .290. He currently ranks among UM's leaders in career games played (243), career stolen bases (93) and total sacrifices (36). In 1991, DiMare led the Hurricanes with a .353 batting average.

Following his career in Coral Gables, he was signed as a free agent by the Boston Red Sox. He played the 1992-93 seasons in the Red Sox minor league system in Winter Haven and Ft. Lauderdale. Upon returning to Miami, DiMare spent the 1996 season as an assistant coach at Westminster - the 1996 High School National Champions. DiMare then returned to UM in 1997 and was a volunteer coach for three seasons, in charge of outfielders and base running.

DiMare currently resides in Miami with his wife Denise and four daughters: Nicolette, Gianna, Giselle and Gina.



J.D. ARTEAGA

PITCHING COACH | 16th SEASON AT MIAMI | MIAMI (2002)

J.D. Arteaga serves as Miami's pitching coach. 2018 will mark Arteaga's 16th year on the coaching staff in Coral Gables, where he has served as Miami's pitching coach since 2003.

Arteaga, a standout southpaw during his own four years in the Miami rotation, helped guide the Hurricanes to their second straight College World Series berth and 25th in program history in 2016. Under his direction as pitching coach in 2016, closer Bryan Garcia set the all-time saves record at Miami and became the first Hurricane to win NCBWA Stopper of the Year honors as the nation's top relief pitcher.

Garcia (sixth round, Detroit) and lefthander Danny Garcia (14th round, Seattle) were both selected in the 2016 Major League Baseball First-Year Player Draft. At least one Hurricane pitcher has been selected in the MLB Draft each year since 2004.

Arteaga recently coached lefthander Chris Diaz to ACC Co-Pitcher of the Year honors in 2014. Under his guidance, all four of Miami's starting pitchers in 2014 - Diaz, Bryan Radziewski, Javi Salas and Andy Suarez - were all drafted in the top 10 rounds of the 2014 MLB Draft.

Suarez, who elected to return to school and served as the staff ace on a 2015 team that qualified for the College World Series, was drafted in the second round (No. 67) overall by San Francisco in the 2015 MLB Draft.

Arteaga helped lead Radziewski to Rawlings All-America honors in 2013 - the first for a UM player since 2010. Two of the team's weekend starters, Radziewski and Diaz, ranked among the top three in ERA for all Atlantic Coast Conference pitchers in 2013.

Arteaga has tutored three recent first-round draft picks in the Major League Baseball Amateur Draft - Carlos Gutierrez in 2008, Chris Perez in 2006 and Cesar Carrillo in 2005. Gutierrez was the 27th overall pick in the 2008 draft by the Minnesota Twins after earning second team All-ACC honors. Perez, who came to Miami as a starting prospect, was aided by Arteaga in his transition to becoming one of the country's top closers. Carrillo started his career 24-0 as a Hurricane.

In addition to his work in converting Perez from a starter to a closer, he helped Kyle Bellamy in his transition from a traditional over-the-top throwing motion to a sidewinding delivery. The move had great rewards, as Bellamy recorded 16 saves and finished the 2009 season with a 0.97 ERA en route to numerous first team All-America honors.

Arteaga's 2008 staff boasted National Freshman Pitcher of the Year and Roger Clemens Award finalist Chris Hernandez, who finished 11-0 with a 2.72 ERA while opponents hit just .223 against him. All three starters in 2008, Hernandez, sophomore lefty Eric Erickson and senior right-hander Enrique Garcia combined to go 27-4 while the entire pitching staff combined for the fewest walks (187) in school history and eighth-most strikeouts (554).

His 2006 staff, composed almost entirely of first-time starters, recorded five shutouts, the most by a UM staff since the 1998 season. Miami also recorded the team's first postseason shut-out on the road since 1976 with a 7-0 win against Ole Miss in the 2006 Oxford Super Regional.

Four pitchers from Arteaga's 2005 pitching staff signed pro contracts following the season, including the school's first pitcher drafted in the first round since the 1991 season, Carrillo. Arteaga also played a major role in Carrillo's career development and run at the NCAA record books. Carrillo, who was the 18th overall pick in the 2005 draft, ended with a career record of 25-3, was an All-American and a finalist for the Dick Howser Trophy and the Roger Clemens Award as college baseball's best pitcher in 2005.

The 2004 Miami pitching staff produced the best team ERA in (3.73) since the 2000 season (3.72).

Morris named Arteaga the Hurricanes' next pitching coach on March 4, 2003, nine games deep into the season. Arteaga's style and approach to pitching was vital in J.D. Cockcroft's development into the ace on Miami's 2003 club. Cockcroft, a crafty left-hander, went 11-3 with a 2.72 ERA in a team-high 119 innings, including three complete games and one shutout.

Arteaga played for the Hurricanes from 1994-1997, helping UM reach the College World Series four straight seasons. He left Miami as the program's all-time wins leader with 43 and the all-time starts leader with 72. Arteaga ranks second for innings pitched in a career with 458.1. He is also fifth on the all-time strikeouts chart with 343 career Ks.

Arteaga threw three complete games at UM and struck out career-high 11 batters on two different occasions (FSU, 4/16/95 and George Washington, 2/16/96). He posted an 11-3 record as a sophomore in 1995 and a 9-1 mark as a freshman.

Miami retired Arteaga's No. 33 on Feb. 5, 2003, prior to the season opener with Florida International. A 26th round draft choice by the New York Mets, Arteaga spent five seasons in the Mets' and Houston Astros' organizations. He had signed on with the Texas Rangers' organization in the spring of 2003, prior to accepting his post with the Hurricanes. He spent his last professional season with the Astros' Triple-A franchise New Orleans Zephyrs, compiling a 9-10 record with a 4.29 ERA in 15 starts and 42 appearances.

The left-hander came to the Hurricanes out of Westminster Christian in Miami. He won a career best 12 games as a junior in 1996 (12-1) and came back to go 11-4 as a senior.

Arteaga earned his bachelor's degree in criminal justice from the University of Miami in 2002. He is married to the former Ysha Schettini and the couple has two children, a son, Ari and a daughter, Ariana.



NORBERTO LOPEZ

ASSISTANT COACH / CATCHERS | THIRD SEASON AT MIAMI | NOVA SOUTHEASTERN (1999)

Norberto Lopez serves as an assistant coach in charge of catching, and also assists with the Hurricanes hitters. 2018 will mark Lopez' third year on the coaching staff in Coral Gables.

In 2016, junior catcher Zack Collins became the first Hurricane in program history to win the Johnny Bench Award, honoring the nation's top collegiate catcher. Collins, who was selected No. 10 overall by the Chicago White Sox in the 2016 Major League Baseball First-Year Player Draft, became Miami's first first-round selection since 2010 after a stellar final season with the Hurricanes.

Lopez got his start playing baseball at Monsignor Pace High School in Hialeah, Fla., before moving on to Broward College and Nova Southeastern. After being drafted by the Los Angeles Angels of Anaheim in 1999, he spent three years in the organization. Lopez advanced to AAA and made an appearance in the Angels' major league camp.

Most recently, Lopez served on the UTPA Broncs coaching staff from 2009-2015. He was promoted to the position of Broncs associate head coach prior to the 2015 season.

Lopez was an assistant coach for FAU where he helped the Owls compile a .341 batting average with 93 homeruns in 2007, and a .321 batting average with 99 homeruns in 2008.

Prior to his time at FAU, Lopez spent two years at Broward Community College from 2004 through 2006 where he led the team to a third place finish at the National Junior College Athletic Association World Series. Serving as the hitting and catching coach, Lopez saw his team hit .301, set the home run record at the state tournament and win the Florida Community College Activities Association state title.

Lopez graduated from Nova Southeastern University with a bachelor's degree in business administration in 1999. In 2006, he earned a master's in exceptional student education from Nova Southeastern.

Lopez and his wife Cheryl have two sons, Niko and Mason.



CHRIS DIAZ

STUDENT ASSISTANT COACH
MIAMI

Chris Diaz is in his first season as a member of the baseball staff, serving as the team's student assistant coach.

A 2014 Louisville Slugger First-Team All-American, Diaz was selected in the fifth round of the 2014 Major League Baseball First-Year Player Draft by the Atlanta Braves.

Diaz was named the 2014 ACC Co-Pitcher of the Year after a sparkling junior campaign, when he finished 9-1 on the mound with a 2.41 ERA. He ended the regular season with a flawless 9-0 record and allowed two or fewer runs in 12 of his 16 starts that year. Diaz's ACC Pitcher of the Year honor was just the second in Miami history.

For his career, Diaz finished with an 18-7 record, a 2.29 ERA and 184 strikeouts in 243.0 combined innings. Diaz played for the USA Baseball Collegiate National Team in 2013 and, as a sophomore, he was named a semifinalist for the 2013 Gregg Olson Award honoring college baseball's "breakout player."



BRIAN GABRIEL

STRENGTH & CONDITIONING COACH
INCARNATE WORD, 1996

Brian Gabriel is entering his fifth season as an assistant strength and conditioning coach with the Miami Hurricanes, and has direct oversight of the Hurricanes baseball program.

Gabriel arrived in Miami after serving for six years as the head strength and conditioning coach at Coastal Carolina University. From 2006-09, Gabriel was the director of strength and conditioning for the Chanticleers' Olympic sports teams. In December 2009, he was promoted to director of speed, strength and conditioning for all sports, including the Chanticleers baseball and football teams.

Gabriel's strength and conditioning programs helped impact a Chanticleers baseball program that captured six consecutive Big South Conference Championships, six NCAA Regional appearances, three NCAA Regional host spots, and two NCAA Super Regional appearances.

Certified by the National Strength & Conditioning Association, Gabriel arrived at CCU in 2006 from Columbia University, where he served as an assistant strength coach and director of football strength and performance for four years. Prior to his time at Columbia, Gabriel had spent one year at Trinity (Texas) University as head strength and conditioning coordinator, as well as one year in the same position with the Detroit Dogs of the American Basketball Association - who won the ABA's World Championship that year.

A 1996 graduate of the University of Incarnate Word with a bachelor's degree in psychology, Gabriel earned his master's degree in biobehavioral science-physical education from Columbia in 2006.

Gabriel and his wife Guadalupe have two sons, Zion and Ezra.



ROBERT "G.M." McDANIEL

**DIRECTOR OF BASEBALL
OPERATIONS & CAMPS**

FIU, 2003

Robert McDaniel is entering his 18th year on the Miami baseball staff. He is responsible for clubhouse operations, managing the team's equipment, coordinating UM's travel plans and pre-game meals, supervising the team's student managers and all camp activities.

McDaniel, the team's Director of Baseball Operations & Camps, is in his second stint at Miami. In 2013, McDaniel was promoted to his current position after serving as Director of Baseball Operations since his return to the program in 2001.

Following the Hurricanes' second National Championship under Head Coach Jim Morris in 2001, Miami welcomed back a member from its first title under Morris in 1999. McDaniel, better known around the ballpark as "G.M.," returned during the 2001 offseason as the Hurricanes' Coordinator of Baseball Operations, a position he held from fall 1998 through spring 1999.

McDaniel is one of the key cogs in the Miami baseball machine.

A graduate of Miami's Christopher Columbus High School, G.M. left the Hurricanes following the 1999 National Championship to complete his studies and returned in 2002. He earned his bachelor's of science degree in sports management from Florida International University in the summer of 2003.

G.M. boasts a long line of baseball tradition in his lineage as the nephew of former Miami All-American Jorge Maduro and grandson of Cuban baseball legend Bobby Maduro. Along with the Hurricanes in 1999, he has worked in the clubhouses for the Tampa Bay Devil Rays Major League Organization and at Florida State as an undergraduate in 1997-98.

With Tampa Bay, G.M. also worked in the minor league clubhouse for the Class A Princeton (W.Va.) Devil Rays. Prior to the time spent in Tallahassee, G.M. served as an intern in 1996 with the Florida Marlins community relations department.



H.R. POWELL

ATHLETIC TRAINER

MONTCLAIR STATE, 2013

Hiroshi (H.R.) Powell is entering his third year on the Miami baseball staff.

Powell joined the Miami Hurricanes as an athletic trainer in October 2015. He serves as the primary athletic trainer for the UM baseball team, which made a College World Series appearance in 2016.

A native of Branchburg, N.J., Powell graduated from Montclair State with a B.S. in athletic training in 2013. He later earned his master's degree in exercise science from Montclair State in 2016.

Before arriving in Coral Gables, Powell spent two seasons as the head athletic trainer for the six-time Atlantic League champion Somerset Patriots baseball team. In his final season with the team, the Patriots won the league championship.

Powell has also spent time working with the baseball programs at Ramapo College (N.J.) and Montclair State (N.J.).



STUDENT-ATHLETES

<i>A LOOK AT THE HURRICANES IN 2018</i>	<i>19</i>
<i>NUMERICAL ROSTER.....</i>	<i>20</i>
<i>ALPHABETICAL ROSTER</i>	<i>21</i>
<i>STUDENT-ATHLETE PROFILES</i>	<i>22-31</i>

A LOOK AT THE HURRICANES IN 2018

The Miami Hurricanes open their 25th and final season under the direction of head coach **Jim Morris** on Feb. 16 at Alex Rodriguez Park at Mark Light Field, and Miami is poised for a big 2018 season in the skipper's final campaign.

Miami was ranked as high as No. 9 in the preseason polls, earning the distinction from Perfect Game. *Collegiate Baseball Newspaper* rated Miami No. 20 in its annual preseason rankings, while *USA TODAY* checked Miami in at No. 24 in its preseason coaches' poll.

The Hurricanes, who finished 31-27 a season ago, added a recruiting class ranked No. 8 nationwide by *Baseball America* to a group of 15 returning letterwinners from a 2017 team that finished 16-13 in ACC play.

Miami's veterans include slugger **Romy Gonzalez** (11 home runs, 38 RBI), lefthander and All-ACC ace **Jeb Bargfeldt** (7-3, 2.28 ERA) and impressive reliever **Andrew Cabezas** (2.15 ERA, 80 strikeouts).

Other returning standouts include outfielder **Michael Burns** (four home runs, 32 RBI), righthander **Greg Veliz** (3.38 ERA, 66 strikeouts), sophomore **Evan McKendry** (63.2 innings, 64 strikeouts) and reliever **Frankie Bartow** (12 saves).

Miami will be bolstered by the return of talented catcher **Michael Amditis**, who missed all but seven games in 2017 after suffering a broken bone in his leg early in his freshman year. Junior transfer **Danny Reyes**, entering his first season at Miami, figures to make an early impact in the lineup.

Submariner **Cooper Hammond** is back for a fifth season and has made 84 career appearances in relief, while senior lefthander **Michael Mediavilla** is looking for a return to 2016 form when he was named an All-American and served as Miami's staff ace.

Also returning in the bullpen are **Albert Maury, Jr.** (3-1, 3.62 ERA), lefthander **Daniel Epstein** (2.08 ERA) and sophomore **Daniel Rivero** (13 strikeouts).

Two members of Miami's recruiting class were selected in the 2017 MLB First-Year Player Draft; righthanded pitcher **Chris McMahon** was taken by Milwaukee in the 33rd round while infielder **Raymond Gil** was picked in the 37th round by Oakland. McMahon (No. 76), first baseman **Alex Toral** (No. 199), outfielder **Gabe Rivera** (No. 329) and first baseman **Connor Allen** (No. 440) were all ranked among *Baseball America's* top 500 draft-eligible prospects.

Senior **Michael Perez**, one of Miami's top hitters in the fall, is among those returning in the infield. A talented group will likely include a combination of Allen, Gil, Toral, and local standout freshmen **Willy Escala**, **Tyler Paige** and **Freddy Zamora**. Fellow freshmen **Isaac Quinones** and **Joe Sparber** will both see time behind the plate at catcher.

Miami's outfield includes veterans like Burns and **Hunter Tackett** (three home runs, 17 RBI), and will also feature newcomers like Rivera, junior **Kam Lane** and freshman **Tony Jenkins**. Freshman **Dylan Cloonan** will see time as a lefthanded pitcher and also plays in the outfield.

Miami's new faces on the mound include freshmen **Daniel Federman**, **Alex Ruiz** and **Jeremy Cook**.

The Hurricanes, who open their season with a weekend against Rutgers (Feb. 16-18), also have home series with Florida (Feb. 23-25), Notre Dame (March 9-11), Virginia (March 23-25), North Carolina (April 6-8) and Boston College (May 17-19), among others.

Miami's road schedule includes trip to Georgia Tech (March 30 - April 1), Clemson (April 13-15) and Florida State (April 27-29).

NUMERICAL ROSTER

No.	Name	B/T	Pos.	Ht.	Wt.	Yr.	Hometown (Previous School/ College / High School)
0	Gregory Veliz	L/R	RHP	6-2	205	So.	Key West, Fla. (North Broward Prep)
2	Danny Reyes	R/R	OF	6-2	215	Jr.	Miami Springs, Fla. (Broward) (Florida) (Mater Academy)
4	Michael Burns	R/R	OF	5-9	180	R-Sr.	Littleton, Colo. (Cisco College) (Wichita St.) (Columbine)
7	Chris McMahon	R/R	RHP	6-2	190	Fr.	West Chester, Pa. (West Chester Bayard Rustin)
9	Willy Escala	R/R	INF	5-10	180	Fr.	Miami, Fla. (South Dade)
10	Romy Gonzalez	R/R	INF/OF	6-2	200	Jr.	Miami, Fla. (American Senior)
13	Tyler Paige	R/R	INF	5-10	185	Fr.	Miami, Fla. (Westminster Christian)
14	Evan McKendry	R/R	RHP	6-3	210	So.	Pembroke Pines, Fla. (North Broward Prep)
16	Freddy Zamora	R/R	INF	6-1	180	Fr.	Miami, Fla. (Miami Killian Senior)
18	Michael Mediavilla	R/L	LHP	6-5	225	Sr.	Hialeah, Fla. (Mater Academy)
19	Jeb Bargfeldt	L/L	LHP	6-0	175	Sr.	Owasso, Okla. (Cisco College) (Wichita St.) (Owasso)
21	Hunter Tackett	R/R	OF	6-3	186	Sr.	Knoxville, Tenn. (NW Florida State) (Auburn) (Anderson County)
22	Albert Maury, Jr.	R/R	RHP	6-2	205	So.	Miami, Fla. (Belen Jesuit)
24	Michael Amditis	R/R	C	5-11	190	R-Fr.	Boca Raton, Fla. (Boca Raton Community)
27	Daniel Epstein	L/L	LHP	6-0	175	R-Jr.	Weston, Fla. (University School)
28	Raymond Gil	R/R	3B	6-0	215	Fr.	Miami, Fla. (Gulliver Prep)
30	Alex Toral	L/L	1B	6-1	225	Fr.	Davie, Fla. (Archbishop McCarthy)
31	Isaac Quinones	R/R	C	5-9	189	Fr.	Pembroke Pines, Fla. (West Broward)
32	Alex Ruiz	R/R	RHP	6-1	195	Fr.	Miami, Fla. (Westminster Christian)
34	Daniel Rivero	R/R	RHP	6-3	200	So.	Davie, Fla. (Pembroke Pines Charter)
35	Andrew Cabezas	R/R	RHP	6-0	180	Jr.	Miami Gardens, Fla. (Coral Gables Senior)
36	Jeremy Cook	L/L	LHP	6-1	205	Fr.	Weston, Fla. (Flanagan)
37	Kam Lane	R/R	OF	6-2	195	Jr.	Eagle, Idaho (Salt Lake Community College) (Eagle)
38	Connor Allen	L/L	1B	6-4	222	Fr.	Merritt Island, Fla. (Merritt Island)
39	Cooper Hammond	R/R	RHP	6-3	205	R-Sr.	Venice, Fla. (Venice Senior)
43	Gabe Rivera	R/R	OF	5-11	210	Fr.	Miami, Fla. (Miami Killian Senior)
44	Dylan Cloonan	L/L	LHP/OF	6-2	194	Fr.	Cutler Bay, Fla. (Westminster Christian)
45	Joe Sparber	R/R	C	6-1	205	Fr.	Lincroft, N.J. (Christian Brothers Academy)
47	Michael Perez	R/R	INF	6-1	210	R-Sr.	Miami, Fla. (Miami Dade College) (FIU) (Killian)
51	Tony Jenkins	R/R	OF	6-0	190	Fr.	Rockledge, Fla. (Holy Trinity Episcopal)
52	Frankie Bartow	R/R	RHP	6-3	200	Jr.	Miami, Fla. (TERRA)
99	Daniel Federman	RHP	L/R	6-0	195	Fr.	Pembroke Pines, Fla. (Archbishop McCarthy)

Coaches and Staff

Head Coach: Jim Morris (Elon, 1973), 25th season

Assistant Head Coach / Recruiting Coordinator / Hitting: Gino DiMare (Miami, 1998), 19th season

Assistant Coach / Pitching: JD Arteaga (Miami, 2002), 16th season

Assistant Coach / Catchers / Hitting: Norberto Lopez (Nova Southeastern, 1999), third season

Student Assistant Coach: Chris Diaz (Miami), first season

Strength & Conditioning Coach: Brian Gabriel (Incarnate Word, 1996), fifth season

Director of Baseball Operations / Camps: Robert "G.M." McDaniel (FIU, 2003), 18th season

Athletic Trainer: H.R. Powell (Montclair State, 2013), third season

Communications: Camron Ghorbi (Miami, 2011), seventh season

ALPHABETICAL ROSTER

No.	Name	B/T	Pos.	Ht.	Wt.	Yr.	Hometown (Previous School / College / High School)
38	Connor Allen	L/L	1B	6-4	222	Fr.	Merritt Island, Fla. (Merritt Island)
24	Michael Amditis	R/R	C	5-11	190	R-Fr.	Boca Raton, Fla. (Boca Raton Community)
19	Jeb Bargfeldt	L/L	LHP	6-0	175	Sr.	Owasso, Okla. (Cisco College) (Wichita St.) (Owasso)
52	Frankie Bartow	R/R	RHP	6-3	200	Jr.	Miami, Fla. (TERRA)
4	Michael Burns	R/R	OF	5-9	180	R-Sr.	Littleton, Colo. (Cisco College) (Wichita St.) (Columbine)
35	Andrew Cabezas	R/R	RHP	6-0	180	Jr.	Miami Gardens, Fla. (Coral Gables Senior)
44	Dylan Cloonan	L/L	LHP/OF	6-2	194	Fr.	Cutler Bay, Fla. (Westminster Christian)
36	Jeremy Cook	L/L	LHP	6-1	205	Fr.	Weston, Fla. (Flanagan)
27	Daniel Epstein	L/L	LHP	6-0	175	R-Jr.	Weston, Fla. (University School)
9	Willy Escala	R/R	INF	5-10	180	Fr.	Miami, Fla. (South Dade)
99	Daniel Federman	RHP	L/R	6-0	195	Fr.	Pembroke Pines, Fla. (Archbishop McCarthy)
28	Raymond Gil	R/R	3B	6-0	215	Fr.	Miami, Fla. (Gulliver Prep)
10	Romy Gonzalez	R/R	INF/OF	6-2	200	Jr.	Miami, Fla. (American Senior)
39	Cooper Hammond	R/R	RHP	6-3	205	R-Sr.	Venice, Fla. (Venice Senior)
51	Tony Jenkins	R/R	OF	6-0	190	Fr.	Rockledge, Fla. (Holy Trinity Episcopal)
37	Kam Lane	R/R	OF	6-2	195	Jr.	Eagle, Idaho (Salt Lake Community College) (Eagle)
22	Albert Maury, Jr.	R/R	RHP	6-2	205	So.	Miami, Fla. (Belen Jesuit)
32	Evan McKendry	R/R	RHP	6-3	210	So.	Pembroke Pines, Fla. (North Broward Prep)
7	Chris McMahon	R/R	RHP	6-2	190	Fr.	West Chester, Pa. (West Chester Bayard Rustin)
18	Michael Mediavilla	R/L	LHP	6-5	225	Sr.	Hialeah, Fla. (Mater Academy)
13	Tyler Paige	R/R	INF	5-10	185	Fr.	Miami, Fla. (Westminster Christian)
47	Michael Perez	R/R	RHP	6-1	210	R-Sr.	Miami, Fla. (Miami Dade College) (FIU) (Killian)
31	Isaac Quinones	R/R	C	5-9	189	Fr.	Pembroke Pines, Fla. (West Broward)
2	Danny Reyes	R/R	OF	6-2	215	Jr.	Miami Springs, Fla. (Broward) (Florida) (Mater Academy)
43	Gabe Rivera	R/R	OF	5-11	210	Fr.	Miami, Fla. (Miami Killian Senior)
34	Daniel Rivero	R/R	RHP	6-3	200	So.	Davie, Fla. (Pembroke Pines Charter)
32	Alex Ruiz	R/R	RHP	6-1	195	Fr.	Miami, Fla. (Westminster Christian)
21	Hunter Tackett	R/R	OF	6-3	186	Sr.	Knoxville, Tenn. (NW Florida State) (Auburn) (Anderson County)
30	Alex Toral	L/L	1B	6-1	225	Fr.	Davie, Fla. (Archbishop McCarthy)
0	Gregory Veliz	L/R	RHP	6-2	205	So.	Key West, Fla. (North Broward Prep)
16	Freddy Zamora	R/R	INF	6-1	180	Fr.	Miami, Fla. (Miami Killian Senior)

Pronunciation Guide

Michael Amditis - am-DEE-tiss

JD Arteaga - are-tee-AH-guh

Andrew Cabezas - kuh-BAY-suss

Gino DiMare - dih-MAWR-ee

Michael Mediavilla - med-ee-uh-VEE-uh

Isaac Quinones - keh-NOH-nyez

Danny Reyes - RAY-iss

Gregory Veliz - vuh-LEEZ



38

CONNOR ALLEN**1B • 6-4 • 222 • Fr. • L/L**
Merritt Island, Fla. (Merritt Island)

High School/Prep: Four-year varsity letterwinner at Merritt Island...Ranked No. 312 by Perfect Game in its annual top-400 freshman rankings...Batted .458 with three home runs, 30 RBI and 14 steals in final season...Earned All-Cape Coast Conference recognition...Lettered three years in football.

Personal: Parents are Michael and Ginger...Has one brother, Stirling, and one sister, Kylie...Intends to major in civil engineering.



24

MICHAEL AMDITIS**C • 5-11 • 190 • R-Fr. • R/R**
Boca Raton, Fla. (Boca Raton Community)

2017 (True Freshman): Started five of team's first seven games at catcher before suffering broken bone in leg on March 1, causing him to miss remainder of season...Was slated as team's starting catcher...Had team-leading .357 average at time of injury...Made first start of career behind plate in season opener against Rutgers (Feb. 17)...Started series finale vs. Scarlet Knights (Feb. 19) and recorded first three hits, including one double, and three RBI of career...Started and went 1-for-3 in finale at Florida (Feb. 26)...Was 1-for-1 with one walk at FAU (March 1) before suffering injury.

High School/Prep: Four-year letterwinner at Boca Raton High School...Selected in 37th round of 2016 Major League Baseball First-Year Player Draft by Cleveland Indians...Ranked No. 200 Draft-eligible player by Baseball America...Ranked No. 295 Draft-eligible player by Perfect Game...Under Armour All-America game selection during junior season...Won gold medal with Team USA at 2015 World Baseball Softball Confederation 18U World Cup in Japan...Missed senior season while recovering from labrum surgery...Led Palm Beach County with eight home runs and 33 RBI in 2015, and ranked second with .500 average...Named First-Team All-Palm Beach 8A-7A-6A catcher in 2015 by South Florida Sun Sentinel.

Personal: Mother is Amy Amditis...Intends to major in sports administration.

AMDITIS CAREER STATISTICS**OFFENSE**

YEAR	AVG	GP-GS	AB	R	H	2B	3B	HR	RBI	BB	SO	SB-A
2017	.357	6-5	14	1	5	1	0	0	3	2	2	0-0
Career	.357	6-5	14	1	5	1	0	0	3	2	2	0-0



19

JEB BARGFELDT**LHP • 6-0 • 175 • Sr. • L/L**
Owasso, Okla. (Owasso / Wichita State / Cisco College)**2017 ALL-ACC, SECOND TEAM****2017 ALL-ACC ACADEMIC TEAM**

2017 (Junior): Served as ace of pitching staff in first season, earning second-team All-ACC honors after dominant first campaign...Finished 7-3 with 2.28 ERA...Topped rotation in almost every statistical category, including wins (seven), starts (15), ERA (2.28), innings pitched (87.0) and fewest earned runs allowed (22)...Did not miss start in ACC play, finishing with 6-2 record and eye-popping 1.63 ERA across 10 ACC starts...Totaled 60.2 innings and allowed just 11 earned runs against conference competition...Held ACC opponents to .172 batting average...At conclusion of regular season, had second-lowest ERA of any pitcher in conference (2.20) and second-lowest in ACC play (1.63)...Allowed two earned runs or fewer in 13 of 15 starts...Went at least 5.0 innings in 14 of 16 starts...Picked up win in Miami debut, tossing 5.2 innings with five strikeouts in victory over Rutgers (Feb. 18)...Charged with loss despite allowing just two runs in 6.0 innings at Florida (Feb. 25)...Struck out six batters in 6.0 innings against Georgia Tech (March 11)...Struck out career-best 10 batters in 7.0 shutout innings in win over Wake Forest (April 1)...Did not allow any runs in stretch of three starts from April 1-14...Tossed 5.0 shutout innings in win over Duke (April 9) and 5.0 shutout in back end of doubleheader at Pittsburgh (April 14)...Went 8.0 shutout innings with six strikeouts to earn win over Boston College...Tossed first complete game by Hurricane hurler since 2015 with nine innings in Game 1 of doubleheader at Virginia (May 13)...Struck out six Cavaliers and allowed just three hits...Went 7.0 innings and allowed just one run in win over Virginia Tech (May 19)...Tossed 5.0 innings and allowed two earned runs but exited with no-decision in eventual win over Wake Forest at 2017 ACC Championship in Louisville, Ky.

Before Miami: Helped lead Cisco College to Junior College World Series in 2016...Posted 12-1 record in only season with Wranglers...Pitched at Wichita State in 2015 and finished 3-4 in 12 starts...Recorded 4.45 ERA in 58.2 innings with Shockers.

High School/Prep: Four-year letterwinner at Owasso...Helped lead team to 2013 state championship and perfect 36-0 record...Earned 2014 Rawlings Gold Glove...Named 2013 Louisville Slugger All-American.

Personal: Parents are John and Barbara...Has one brother and one sister...Father played professional baseball in Chicago Cubs organization and is current head softball coach at Tulsa...Mother works for Oklahoma Heart Institute.

BARGFELDT CAREER STATISTICS**PITCHING**

YEAR	ERA	W-L	APP/S	CG	SHO	SV	IP	H	R	ER	BB	SO	B/AVG
2017	2.28	7-3	15/15	1	0/3	0	87.0	62	24	22	29	61	.198
Career	2.28	7-3	15/15	1	0/3	0	87.0	62	24	22	29	61	.198



52

FRANKIE BARTOW

RHP • 6-3 • 200 • Jr. • R/R
Miami, Fla. (TERRA)

2016 LOUISVILLE SLUGGER FRESHMAN ALL-AMERICA

2016 ACC ALL-FRESHMAN TEAM

2017 (Sophomore): Served as team's closer for first season and finished with 12 saves, good for fourth-most in ACC...Ended year with 1-3 record and 3.60 ERA... Seven of 12 saves came in ACC play...Named to Stopper of the Year Preseason Watch List as nation's top reliever... Totaled 30.0 innings spanning 28 appearances...Ranked second on the team in appearances... Surrendered just 12 earned runs and had 19 strikeouts on season... Made season debut against Rutgers (Feb. 17) and recorded first save of career with scoreless ninth inning...Picked up second save with scoreless inning at FAU (March 1)...Earned third save despite giving up run in win over Georgia Tech (March 10)...Picked up saves in three straight appearances beginning March 10, earning fourth and fifth of season in wins over Maine (March 15) and NC State (March 19), respectively...Struck out season-high four batters, but tagged for three runs in 1.2 innings against Duke (April 10)... Tossed final 2.0 innings to pick up save against Pittsburgh (April 15), helping Miami clinch series in finale...Captured 10th save with scoreless innings at Boston College (April 28)...Capped doubleheader sweep of Virginia Tech (May 19) with 12th and final save of season...Made two appearances at 2017 ACC Championship in Louisville, Ky., including two scoreless innings of relief in win over Georgia Tech (May 23) in opening game of tournament.

2016 (True Freshman): Earned Louisville Slugger Freshman All-America honors from *Collegiate Baseball Newspaper*...Named to ACC All-Freshman Team...Recorded 2.72 ERA and 6-0 record...43 relief appearances was most of any pitcher nationwide...Struck out 29 batters compared to 10 walks in 56.1 innings...Six wins were most of any reliever... Did not walk more than one batter in any of 43 appearances... Made career debut with two scoreless innings against Rutgers (Feb. 19)...Tossed 2.1 innings against Florida (Feb. 27)...Struck out career-high three batters twice: against Virginia (April 23) and Game 1 of doubleheader at Florida State (May 21)...Had stretch of 11 appearances with zero earned runs allowed from April 23-May 25... Picked up win with one inning of relief vs. Pittsburgh (May 13)...Earned win over NC State (May 26) at ACC Championship in Durham, N.C...Saw action in all three games of Coral Gables Regional and did not allow earned run...Made two appearances in NCAA Super Regional vs. Boston College...Earned win with career-long 3.1 innings of relief against Boston College in finale (June 12) to help send Miami to College World Series...Tossed one scoreless inning of relief in College World Series debut vs. Arizona (June 18)...Pitched final 2.2 innings in season finale against UC Santa Barbara (June 20) at College World Series.

High School/Prep: Four-year baseball letterwinner at TERRA...Helped lead team to program-record 14 wins in final season, earning second-team All-Dade honors from Miami Herald...Finished with 6-3 record and 3.05 ERA in 2015, striking out 49 batters...Finished 5-5 with 32 strikeouts and 1.83 ERA in 2014... Batted .423 sophomore season at TERRA.

Personal: Full name is Francis Bartow, goes by "Frankie"... Parents are Boyd and Vanessa Bartow...Has three sisters - Ashley, Brittney and Chealsey...Ashley and Brittney graduated from Miami, Chealsey is also a Miami student...Intends to major in sports administration.

BARTOW CAREER STATISTICS

PITCHING

YEAR	ERA	W-L	CG	SHO	SV	IP	H	R	ER	BB	SO	B/AVG
2017	3.60	1-3	28/0	0	0/4	12 30.0	38	18	12	10	19	.306
2016	2.72	6-0	43/0	0	0/4	0 56.1	56	21	17	10	29	.268
Career	3.02	7-3	61	0	0/8	12 86.1	94	39	29	20	48	.282



4

MICHAEL BURNS

OF • 5-9 • 180 • R-Sr. • R/R
Littleton, Colo. (Columbine /
Wichita State / Cisco College)

2017 (Redshirt Junior): Served as team's starting right fielder in first season, seeing action in 54 games with 48 starts...Batted .247 with eight doubles, two triples, four home runs and 32 RBI... Scored 24 runs and added three steals...32 RBI were second-most on team...Impressed in ACC play, batting .293 with team-best 23 RBI against conference competition...Had 11 multi-hit games and five multi-RBI games...Had first two hits and first three RBI of career in win over Rutgers (Feb. 18)...Totaled six hits and 10 RBI in team's series win over Georgia Tech (March 10-12)...Had career-high seven RBI, including first grand slam of season, in finale against Yellow Jackets (March 12)...Went 2-for-4 in midweek win over Maine (March 15)...Had two hits (2-for-5) at NC State...Had three hits and two RBI in team's series at North Carolina (March 24-26)...Went 2-for-3 with two runs scored in win over St. Thomas (April 5)...Hit second grand slam of season in win over Florida State (April 22)...Went 3-for-5 with home run, two RBI and two runs scored in win at Boston College (April 29)...Had four hits in series at Virginia (May 13-14)...Compiled four hits and four runs scored at 2017 ACC Championship in Louisville, Ky...Hit solo home run and scored two runs in opening game of tournament against Georgia Tech (May 23)...Went 2-for-4 with one triple in team's ACC Championship finale against North Carolina (May 27).

Before Miami: Spent 2016 season at Cisco Junior College, helping lead Wranglers to Junior College World Series...Spent first two seasons of collegiate career (2014-15) at Wichita State...Made 21 starts in 2015 and recorded four RBI and six steals...Redshirted 2014 season with Shockers.

High School/Prep: Three-year letterwinner at Columbine...Hit .417 with 14 stolen bases, 20 RBI and five home runs as the leadoff hitter during senior season...Batted .451 with five home runs and 10 stolen bases junior year...Two-time all-state selection...Named Male Athlete of the Year at Columbine High School for senior year and was the Hall of Fame selection for his class.

Personal: Parents are Mike and Anita...Has two sisters, MacKenzie and Addison...Majoring in political science.

BURNS CAREER STATISTICS

OFFENSE

YEAR	AVG	GP-GS	AB	R	H	2B	3B	HR	RBI	BB	SO	SB-A
2017	.247	54-48	182	24	45	8	2	4	32	17	30	3-8
Career	.247	54-48	182	24	45	8	2	4	32	17	30	3-8



35

ANDREW CABEZAS

RHP • 6-0 • 180 • Jr. • R/R
Miami Gardens, Fla. (Coral Gables Senior)

High School: Parents are Armando and Haydee Cabezas...
 Intends to major in sports administration.

CABEZAS CAREER STATISTICS**PITCHING**

YEAR	ERA	W-L	APP	CG	SHO	SV	IP	H	R	ER	BB	SO	B/AVG
2017	2.15	5-3	35/0	0	0/3	3	62.2	52	24	15	23	80	.221
2016	5.07	3-1	28/3	0	0/0	0	55.0	45	31	31	24	54	.227
Career	3.52	8-4	63/3	0	0/3	3	117.2	97	55	46	47	134	.224

2017 (Sophomore): Delivered sparkling season in relief, finishing with bullpen-low 2.15 ERA in 35 appearances...Recorded 5-3 record and totaled three saves...Struck out 80 batters in 62.2 innings and surrendered just 15 earned runs...Held opponents to 2.21 average and walked just 23 batters...Finished with 2.48 ERA in ACC play, with 38 strikeouts compared to nine walks in 32.2 innings...Struck out multiple batters in 20 of 35 appearances...Tossed 2.0 scoreless innings in season debut against Rutgers (Feb. 17)...Struck out three batters in 2.0 shutout innings at Florida (Feb. 25)...Struck out the side in appearance against Georgia Tech (March 10)...Struck out five batters and allowed two unearned runs in 3.0 innings against Yellow Jackets (March 11)...Over span of four appearances, struck out 14 batters and walked three from March 8-14...Earned first save of career with 2.0 scoreless innings against Maine (March 14)...Tied then-career-high with five punchouts in 2.0 innings against Wake Forest (March 31)...Did not allow any earned runs for stretch of six appearances spanning 8.2 innings from March 31-April 14...Struck out multiple batters in stretch of seven straight appearances from April 22-May 10, compiling 20 strikeouts compared to three walks over that stretch in 13.1 innings...Picked up second save of career with 2.0 innings in first game of doubleheader against Virginia Tech (May 19)...Tossed 3.0 scoreless innings of relief to help Miami finish off sweep of Hokies (May 20) in regular season finale...Delivered best performance of career in ACC Championship pool game vs. Georgia Tech (May 23), tossing 6.1 shutout innings of relief and throwing 90 pitches...Struck out career-best 10 batters and did not allow any hits in dominant outing vs. Yellow Jackets...Earned third save of career in final outing of season, tossing scoreless ninth inning against Wake Forest (May 26).

2016 (True Freshman): Served as one of team's primary relievers in first season, totaling 55.0 innings in 28 appearances...Made starts during final two series of regular season...Struck out 54 batters and walked 24...Held opponents to .227 average...Struck out multiple batters in 17 of 28 appearances, including stretch of six straight appearances from March 5-March 20...Made career debut with one scoreless inning against Rutgers (Feb. 21)...Tossed three innings with career-high five strikeouts at Virginia Tech (March 12)...Tied career high with five strikeouts in 4.2 innings in start vs. Pittsburgh (May 13)...Tied career high with 4.2 innings in second start at Florida State (May 19)...Tossed 1.2 innings of relief against NC State (May 26) at ACC Championship in Durham, N.C....Made two appearances in Coral Gables Regional, both against Long Beach State...Earned win against Dirtbags (June 4), pitching final 1.2 innings in relief...Made two appearances in NCAA Super Regional against Boston College...Tossed 1.2 innings of relief vs. BC in Game 2 (June 11)...Started and threw 2.2 innings in Game 3 finale vs. Eagles (June 12)...Tossed two scoreless innings of relief in College World Series debut vs. Arizona (June 18)...Struck out two batters vs. Wildcats.

High School/Prep: Drafted in 34th round of 2015 Major League Baseball Draft by Cleveland...Played final two seasons of high school career at Coral Gables Senior HS, earning *Miami Herald* first-team All-Dade honors in 2015...Was third-team All-Dade selection by *Herald* as junior in 2014...Honorable Mention selection sophomore season at Mater Academy...Finished senior season at Coral Gables with 6-3 record and 84 strikeouts...Recorded 0.39 ERA with just eight walks.



44

DYLAN CLOONAN

LHP/OF • 6-2 • 194 • Fr. • L/L
Cutler Bay, Fla. (Westminster Christian)

High School/Prep: Four-year letterwinner at Westminster Christian...Helped lead team to 2015 state championship...Served as team captain in 2017 and won team's slugger award...Recognized with first-team All-Dade honors in final year...Batted .406 with .771 slugging percentage in final year...Served as two-way player senior year and finished with 2.59 ERA and 34 strikeouts in 24.1 innings...Batted .355 freshman year and was named team's rookie of the year.

Personal: Parents are Thomas and Pamela...Has one sister, Cheyanne...Intends to major in School of Business.



36

JEREMY COOK

LHP • 6-1 • 205 • Fr. • L/L
Weston, Fla. (Flanagan)

High School/Prep: Four-year varsity letterwinner at Flanagan...Helped lead team to regionals every year except one in high school career...Led team to district championship three seasons...Recognized with first-team all-county honors from Sun Sentinel junior year...Earned all-county second-team honors from Miami Herald both junior and senior seasons...Finished career with 13-3 record and 134 strikeouts in 100+ innings.

Personal: Parents are Bryan and Mary...Has one brother, Miles, and one sister, Julia...Intends to major in marine science.



27

DANIEL EPSTEIN**LHP • 6-0 • 175 • R-Jr. • L/L**
Weston, Fla. (University School)

2017 (Redshirt Sophomore): Saw action in four games, all in relief...Recorded 2.08 ERA...Allowed just one earned run in 4.1 combined innings...Had two strikeouts and two walks...Made season debut against FIU (March 7), tossing 1.0 scoreless inning with one strikeout...Threw career-long 2.0 scoreless innings against North Carolina (March 24)...Allowed one hit with one strikeout in final appearance of season, 1.0 scoreless inning at Pittsburgh in first game of doubleheader (April 14).

2016 (Redshirt Freshman): Saw action in five games, totaled 3.1 innings...Recorded 5.40 ERA...Struck out one batter and walked one...Allowed two earned runs...Made Miami debut with one scoreless inning of relief vs. Manhattan (March 4)...Tossed 0.2 scoreless innings at Duke (April 16)...Recorded final out of win vs. Virginia (April 23)...Registered first career strikeout in relief appearances vs. Florida A&M (April 30)

2015 (True Freshman): Did not see any game action, redshirted to retain eligibility.

High School/Prep: Four-year letterwinner at University School...Finished senior season with 1.40 ERA and .321 batting average...Finished 14-of-16 on stolen base attempts...Struck out 11 batters compared to just two walks in final season.

Personal: Son of David and Jodi Epstein...Has one brother and one sister...Plans to major within School of Business.

EPSTEIN CAREER STATISTICS**PITCHING**

YEAR	ERA	W-L	APP/S	CG	SHO	SV	IP	H	R	ER	BB	SO	B/AVG
2017	2.08	0-0	4/0	0	0/0	0	4.1	3	1	1	2	2	.176
2016	5.40	0-0	5/0	0	0/1	0	3.1	6	2	2	1	1	.400
Career	3.52	0-0	9/0	0	0/1	0	7.2	9	3	3	3	3	.281



9

WILLY ESCALA**INF • 5-10 • 180 • Fr. • R/R**
Miami, Fla. (South Dade)

High School/Prep: Four-year varsity letterwinner at South Dade Senior...Helped lead team to District 16 Championships in final three seasons...Named to All-District Team final three years...2016 Perfect Game "Spring Swing" champion...Recognized with first-team all-county honors junior year...Named second-team all-county senior year...Batted .377 with seven RBI and 26 runs scored sophomore year...Hit .400 with two home runs and 14 RBI as junior...Finished career at South Dade batting .354 junior year with 28 runs scored and 17 steals.

Personal: Parents are Guillermo and Iva...Has three sisters...Intends to major in business management.



99

DANIEL FEDERMAN**RHP • 6-1 • 205 • Fr. • L/R**
Pembroke Pines, Fla. (Archbishop McCarthy)

High School/Prep: Four-year varsity letterwinner at Archbishop McCarthy...Ranked No. 348 by Perfect Game in its top-400 freshman rankings...Helped lead team to three state championships and national championship in final season...Earned Co-Pitcher of the Year honors...Recognized with all-state and all-county recognition.

Personal: Parents are David and Amy...Intends to major in finance.



28

RAYMOND GIL**3B • 6-0 • 215 • Fr. • R/R**
Miami, Fla. (Gulliver Prep)

High School/Prep: Selected in 37th round of 2017 Major League Baseball First-Year Player Draft by Oakland...Ranked No. 60 by Perfect Game in its top-400 freshman rankings...Four-year letterwinner at Gulliver Prep...Helped lead team to four regional appearances and two district championships...Played with Team USA 14U, 15U and 17U teams and won silver medal...Recognized with All-Dade honors...Finished high school career with .350 average, 13 home runs and 80 RBI...Batted .432 in final season at Gulliver with seven home runs and 28 RBI...Hit .360 junior year with three home runs and 23 RBI...Had .310 average with three homers and 19 RBI sophomore year.

Personal: Parents are Jose and Raiza...Has two sisters, Patricia and Fabiola...Undecided on intended major.



10

ROMY GONZALEZ**INF/OF • 6-2 • 200 • Jr. • R/R**
Miami, Fla. (American Senior)

2017 (Sophomore): One of just two players to start all 58 games...Batted .265 with team-high totals of 11 home runs and 38 RBI...Ranked second in steals (13), runs scored (37), hits (50) and doubles (nine)...Led team in total bases (103) and slugging percentage (.462)...Made six starts at first base, 36 starts at second base, five starts at third base and 11 starts at shortstop...Led team with 11 multi-RBI games and ranked second with 15 multi-hit games...Hit home run in first at-bat of season and had two RBI in opener vs. Rutgers (Feb. 17)...Had four hits, four RBI, here doubles and three runs in series win vs. Scarlet Knights (Feb. 17-19)...Recorded first multi-home run game of career at Florida (Feb. 26), connecting on two solo blasts...Went 2-for-4 with two runs scored in win over Dartmouth (March 4)...Totaled four hits, four runs and seven RBI in team's series win over Georgia Tech (March 10-12)...Had two RBI in all three games against Yellow Jackets...Went 2-for-4 with one homer, two runs and career-high three RBI in win over Maine (March 14)...Recorded at least one hit in each

game of series at North Carolina (March 24-26), including two in Game 2...Tied career high with three hits (3-for-4) in series opener against Wake Forest (March 31)...Posted two hits, two runs and two RBI, including home run, in win over St. Thomas (April 5)...Went 2-for-5 in Game 1 of doubleheader at Pittsburgh (April 14)...Went on career-long eight-game hitting streak from April 15-April 29...Hit solo home run in series opener against Florida State (April 21)...Drew career-high three walks and scored career-high three runs in win at FIU (April 25)...Recorded second multi-home run effort of career in series opener vs. Bethune-Cookman (May 5)...Went 2-for-4 with two runs, including long home run, and career high-tying three RBI in win at Virginia (May 13)...Ended season on seven-game hitting streak beginning May 16 vs. FGCU...Had four hits at ACC Championship in Louisville, Ky., including 2-for-4 performance in final game of season vs. North Carolina (May 27).

2016 (True Freshman): Saw action in 27 games with 18 starts...Batted .173 with 13 hits, one home run and 10 RBI...Added five doubles...Made 13 starts at third base and five starts at designated hitter...Opened career on four-game hitting streak...Recorded career-high three runs in win over Manhattan (March 5)...Delivered game-winning, two-RBI single vs. Bethune-Cookman (March 23)...Hit first career home run at Georgia Tech (May 7), solo shot in ninth inning...Had career-high three hits in win over Bethune-Cookman (May 10).


High School/Prep: Four-year letterwinner at American Senior HS...Helped lead American to 7A state championships in 2014...All-Dade County selection for final three straight seasons (2013-15) by Miami Herald, including first-team honors in final two seasons (2014, 2015)...Earned all-state honors in final two seasons...Named Honorable Mention All-Dade from Miami Herald as sophomore in 2013...Batted .420 with four home runs and 36 RBI senior season...Hit .387 with seven home runs and 41 RBI junior year...Totaled two homers and 65 RBI in first two seasons at American.

Personal: Full name is Roman Gonzalez, but goes by "Romy"...Parents are Gus and Aida Gonzalez...Has one sister, Gabriela...Intends to major in sports administration...Also played two seasons of football at American Senior HS (2011-12).

GONZALEZ CAREER STATISTICS

OFFENSE

YEAR	AVG	GP-GS	AB	R	H	2B	3B	HR	RBI	BB	SO	SB-A
2017	.265	58-58	223	37	59	9	1	11	38	27	58	13-16
2016	.173	27-18	75	11	13	5	0	1	10	3	21	0-0
Career	.242	85-76	298	48	72	14	1	12	48	30	79	13-16



39

COOPER HAMMOND

RHP • 6-3 • 205 • R-Sr. • R/R
Venice, Fla. (Venice Senior)

2017 (Redshirt Junior): Did not allow any runs in five relief appearances, posting 0.00 ERA in 4.1 innings...Struck out three batters and did not issue any walks...Missed first half of season while finishing recovery from arm surgery...Made return to mound with scoreless inning at Boston College (April 29)...Season debut included first strikeout...Tossed scoreless inning against Bethune-Cookman (May 7)...Struck out one batter in win over Virginia Tech (May 20)...Allowed just one hit in 0.2 innings of relief against Georgia Tech (May 23) at ACC Championship in Louisville, Ky....Entered in two-on, one-out jam against Wake Forest (May 26) and exited with no runs scored, needing just 10 pitches, in final

appearance of season.

2016 (Junior): Made seven appearances out of bullpen before suffering-season ending injury in early March...Posted 3.18 ERA in 5.2 innings...Struck out six batters with zero walks...Was holding opponents to .100 average at time of injury.

2015 (Sophomore): Served as Miami's top righthanded reliever for second straight season...Tied for team lead with 37 total appearances...Recorded 2.25 ERA and 5-1 record in 40.0 innings with 30 strikeouts...Walked just nine batters all season...Picked up first win of season on Opening Day vs. Rutgers (Feb. 13), striking out one batter in 0.2 innings...Struck out three batters in 2.0 innings at Florida (Feb. 20)...Saw action in all three games vs. Wright State (Feb. 27-March 1), earning win in series opener...Struck out three batters in 2.0 scoreless innings vs. NC State (March 13)...Did not allow any runs in stretch of 18 appearances from April 8-May 31...Struck out career-high four batters in 1.2 innings at Pittsburgh (May 3)...Earned fourth win of season with 1.2 scoreless innings vs. Georgia Tech (May 16)...Totaled three strikeouts in NCAA Coral Gables Regional opener vs. FIU (May 29)...Made six postseason appearances, including two in College World Series...Made CWS debut vs. Florida (June 13)...Tossed scoreless inning in CWS win over Arkansas (June 15), recording inning-ending double play on first pitch of outing.

2014 (True Freshman): Served as one of team's top relievers with team-high 35 appearances...Recorded 2.29 ERA in 35.1 innings...Struck out 37 batters and walked 11...Allowed just one earned run over 21 appearances from March 14 to May 17...Appeared in all three games of Pittsburgh series (April 11-13), striking out three in 3.1 innings...Went career-best 2.2 innings against Alabama State (May 4), striking out career-high four batters...Made three appearances at NCAA Coral Gables Regional, allowing zero earned runs with four combined strikeouts.

High School/Prep: Earned third team All-America honors from Baseball America...Florida Dairy Farmer 7A Player of the Year...Named 2013 Sarasota Herald-Tribune Baseball Player of the Year...Garnered all-state honors from Florida Athletic Coaches Association (FACA)...Registered 9-0 record with 0.13 ERA in 56 innings...Guided Indians to second straight 7A title, allowing just one run and 18 hits with 53 strikeouts and six walks...10 saves and 0.13 ERA serve as Venice single-season records...Named to All-America first team by Louisville Slugger.

Personal: Full name is Cooper John Thomas Hammond...Son of Tom and Karin Hammond.

HAMMOND CAREER STATISTICS

PITCHING

YEAR	ERA	W-L	APP-S	CG	SHO	SV	IP	H	R	ER	BB	SO	B/AVG
2017	0.00	0-0	5/0	0	0/0	0	4.1	5	0	0	0	3	.278
2016	3.18	0-0	7/0	0	0/1	0	5.2	2	2	2	0	6	.100
2015	2.25	5-1	37/0	0	0/2	2	40.0	40	12	10	9	30	.260
2014	2.29	5-2	35/0	0	0/3	2	35.1	32	14	9	11	37	.252
Career	2.21	10-3	84/0	0	0/6	4	85.1	79	28	21	20	76	.248



51

TONY JENKINS

OF • 6-0 • 190 • Fr. • R/R
Rockledge, Fla. (Holy Trinity Episcopal)

High School/Prep: Starred at Holy Trinity Episcopal Academy...Stole 44 bases to break county record as junior in 2016...Batted .500 with four home runs junior year...Played club baseball with Evoshield Canes.

Personal: Parents are Laurine McDonald and Matey Jenkins, Sr...Full name is Matey Antonio Jenkins, Jr...Has one brother, Yari...Intends to major in School of Business.



37

KAM LANE

OF • 6-2 • 195 • Jr. • R/R
Eagle, Idaho (Eagle / Salt Lake Community College)

Before Miami: Played first two collegiate seasons at Salt Lake Community College...Batted .304 with nine home runs, 18 doubles, 72 RBI in two seasons with Bruins...Recorded .446 slugging percentage and added six triples and 18 steals...Selected to Scenic West Athletic Conference (SWAC) all-conference team both years.

High School/Prep: Earned three all-conference and all-state selections at Eagle...Helped lead team to 2014 district championship...Selected as Eagle High Scholar-Athlete of the Year...Also lettered in football (three times), wrestling (once) and basketball (once).

Personal: Parents are KC and Tina...Has one brother, Kole, who plays baseball at College of Idaho...Intends to major in political science.



22

ALBERT MAURY, JR.

RHP • 6-2 • 205 • So. • R/R
Miami, Fla. (Belen Jesuit)

2017 (True Freshman): Made 25 relief appearances in first season...Posted 3-1 record with 3.62 ERA...Allowed 11 earned runs and totaled 16 strikeouts in 27.1 innings...Tossed 2.1 scoreless innings in career debut against Rutgers (Feb. 18)...Made two appearances spanning 3.0 total innings in series at Florida (Feb. 24-26) and allowed just one earned run...Did not allow any earned runs for streak of four appearances from March 1-10, surrendering just one hit over impressive stretch...Went career-long 2.2 innings with career-high four strikeouts to pick up first win of career against Georgia Tech (March 10)...Struck out two batters in 1.1 innings at NC State (March 17)...Tossed 2.0 shutout innings with two strikeouts to pick up second win of career against Duke (April 8)...Recorded two strikeouts in 1.2 scoreless innings against Florida State (April 21)...Made two appearances in team's series win at Boston College (April 29-30)...Earned win in regular season finale against Virginia Tech (May 20).

High School/Prep: Three-year letterwinner at Belen Jesuit...Helped lead team to state tournament in final season...Missed junior season due to injury...Finished senior year with 7-3 record

and 2.02 ERA...Struck out 63 batters in 52.0 innings and earned All-Dade recognition from *Miami Herald* in last year.

Personal: Parents are Albert and Silvia Maury...Has three sisters: Alexandra, Steffany and Katerina...Intends to major in School of Business.

MAURY, JR. CAREER STATISTICS

PITCHING

YEAR	ERA	W-L	APP/S	CG	SHO	SV	IP	H	R	ER	BB	SO	B/AVG
2017	3.62	3-1	25/0	0	0/0	0	27.1	26	12	11	15	16	.274
Career	3.62	3-1	25/0	0	0/0	0	27.1	26	12	11	15	16	.274



14

EVAN MCKENDRY

RHP • 6-3 • 210 • So. • R/R
Pembroke Pines, Fla. (North Broward Prep)

2017 ALL-ACC ACADEMIC TEAM

2017 (True Freshman): Made 18 appearances with seven starts in first season...Posted 4-2 record and 4.10 ERA in 63.2 innings...Compiled 64 strikeouts and held opponents to .236 average in impressive rookie campaign...63.2 innings and 64 strikeouts were third-most on team...Made career debut with 1.2 innings of relief against Rutgers (Feb. 19)...Picked up first win of career with scoreless inning of relief at FAU (March 1)...Totaled 5.0 shutout innings with six strikeouts and no walks in first start of career at FIU (March 8)...Went 7.0 innings, struck out six batters, surrendered two runs and earned second win of career in start against Maine (March 14)...Fanned six batters in 4.1 innings of relief against Wake Forest (April 2)...Threw 6.0 innings and allowed two earned runs with six strikeouts in win over FAU (April 19)...Delivered efficient outing vs. UCF (May 10), striking out seven batters in 6.0 innings, but picked up loss...Compiled career-high 10 strikeouts over career-long-tying 7.0 shutout innings vs. FGCU (May 16) in final midweek start of season...Allowed just two hits and two walks against Eagles...Started ACC Championship opener vs. Georgia Tech (May 23) in Louisville, Ky., and surrendered five runs with four strikeouts in first start against ACC competition.

High School/Prep: Ranked No. 236 high school prospect nationwide and No. 43 player in state of Florida by Perfect Game...Recognized with first-team All-Broward honors from *Miami Herald* after senior season at North Broward Prep...Finished year with 1.50 ERA and 74 strikeouts...Earned second-team All-Broward recognition after junior season at University School...Ranked No. 66 Draft-eligible prospect in state of Florida for 2016 MLB Draft by *Baseball America*.

Personal: Parents are Dan and Veronica McKendry...Has one brother, Brendan, who plays baseball at Flagler College...Intends to major in School of Business...Father Dan played collegiate soccer, mother Veronica member of college swimming & diving team.

MCKENDRY CAREER STATISTICS

PITCHING

YEAR	ERA	W-L	APP/S	CG	SHO	SV	IP	H	R	ER	BB	SO	B/AVG
2017	4.10	4-2	18/7	0	0/1	0	63.2	57	37	29	27	64	.236
Career	4.10	4-2	18/7	0	0/1	0	63.2	57	37	29	27	64	.236



7

CHRIS McMAHON

RHP • 6-2 • 190 • Fr. • R/R
West Chester, Pa. (West Chester Bayard Rustin)

High School/Prep: Selected in 33rd round of 2017 Major League Baseball First-Year Player Draft by Atlanta...Three-year letterwinner at West Chester Rustin...Helped lead team to league championships all three seasons of high school...Earned first-team all-conference recognition each year of career...Named conference's "Player of the Year" in 2017...Went 8-0 on hill and finished with 0.77 ERA senior year...Batted .437 in final year and .417 in junior year...Ranked No. 76 overall in Baseball America's list of top 500 MLB Draft prospects...Also played basketball and soccer at West Chester...First-team all-conference selection in final season playing soccer.

Personal: Parents are Jim and Jo Anne...Intends to major in finance...Honor roll student all four years of high school.



18

MICHAEL MEDIAVILLA

LHP • 6-5 • 225 • Sr. • R/L
Hialeah, Fla. (Mater Academy)

2017 PRESEASON ALL-AMERICA (multiple)

2016 ALL-AMERICA, SECOND TEAM (ABCA/Rawlings)

2016 ALL-ACC THIRD TEAM

2015 FRESHMAN ALL-AMERICA (Louisville Slugger)

2015 ACC ALL-FRESHMAN TEAM

2017 (Junior): Made 16 appearances with 12 starts...Posted 4-5 record with 4.45 ERA in 60.2 innings...Struck out 56 batters and allowed 40 walks...Made first start of season against Rutgers (Feb. 19) allowing three earned runs in 3.1 innings...Surrendered two earned runs in 5.0 innings against Dartmouth (March 5)...Picked up first win of season with career-best 11 strikeouts over 6.0 innings in rubber match against Georgia Tech (March 12)...Allowed two earned runs in 5.0 innings at NC State (March 19) to pick up win...Delivered impressive start at North Carolina (March 26) to earn win for third straight outing, tossing 6.1 innings and allowing just six hits and two runs...Climbed series at Pittsburgh (April 15), surrendering just one run over 5.2 innings...Exited with no decision, but struck out 10 batters over season-long 6.2 innings against Florida State (April 22)...Made final start of season against Bethune-Cookman (May 6)...Tossed scoreless inning of relief with two strikeouts against UCF (May 10)...Made two appearances in team's series at Virginia (May 13-14)...Did not allow any runs in 1.2 innings in ACC Championship finale against North Carolina (May 27) in Louisville, Ky.

2016 (Sophomore): Earned third-team All-ACC honors after shining in first season as member of weekend rotation...Recorded 11-2 record and 3.40 ERA in 18 starts...Led all pitchers with 85 strikeouts in team-high 103.1 innings...Walked 43 batters...Held opponents to .233 average, lowest among weekend starters...Became Miami's first 11-game winner since 2008...Finished home regular season schedule with 7-0 record and 1.70 ERA in regular season...Tossed at least six innings in 12 of 18 starts, and went seven innings in five starts...Earned wins over six ranked teams in regular season...Struck out career-high nine batters in start at Virginia Tech (March 12)...Tossed seven innings in win over Louisville (March 19)...Went 7.1 innings to earn win over North Carolina (April 2)...

Helped clinch first series victory over Florida State in Tallahassee since 2008 with six innings in Game 1 of doubleheader (May 21)...Allowed just two runs in six innings in start against Seminoles at ACC Championship in Durham, N.C. (May 28)...Exited with no-decision but tossed seven strong innings with six strikeouts against Long Beach State (June 4) in NCAA Coral Gables Regional start...Struck out seven batters in career-long 7.2 innings in NCAA Super Regional start vs. Boston College (June 10)...Started College World Series opener vs. Arizona (June 18), pitched five innings.

2015 (True Freshman): Served as team's top lefthanded reliever in first season and turned in dominant campaign...Recognized with Louisville Slugger Freshman All-America honors from Collegiate Baseball Newspaper...Recorded 1.94 ERA in team-leading 37 appearances (lowest among qualifying relievers), totaling 53 strikeouts in 41.2 innings...Held opponents to paltry .182 batting average and finished with 3-2 record...53 strikeouts were most among all relievers and fifth-most on staff...Struck out more than one batter in 13 of 37 appearances...Made career debut on Opening Day vs. Rutgers (Feb. 13), tossing 0.2 innings with one strikeout...Made two relief appearances in team's series at Florida (Feb. 20-22) with three strikeouts...Set career high with four strikeouts in 2.0 clean innings of relief at North Carolina (March 28)...Saw action in all three games of team's series at Virginia (April 17-19) and totaled six strikeouts...Matched career best with four strikeouts in ACC Baseball Championship outing vs. Notre Dame (May 23), where he pitched a career-long 2.1 innings...Tossed 2.0 innings in back-to-back NCAA Coral Gables Super Regional games vs. VCU (June 5-6) and combined to strike out five batters...Saw action in all three games of team's run at College World Series, tossing 3.2 combined innings with three combined strikeouts.

High School/Prep: Selected by Cincinnati Reds in 40th Round of 2014 MLB First-Year Player Draft...Ranked No. 240 national high school prospect by Perfect Game...Four-year letterwinner at Mater Academy...Helped lead Mater to 2014 state championship and back-to-back district championships...Earned all-state recognition final two seasons...Finished pitching career with 25-4 record and 237 strikeouts...Hit seven home runs with 143 RBI over four seasons, including three home runs and 41 RBI in final year...Batted career-best .480 junior season.

Personal: Parents are Angel and Raysa...Has three siblings - one brother and two sisters...Plans to major in sport administration.

MEDIAVILLA CAREER STATISTICS**PITCHING**

YEAR	ERA	W-L	APP/S	CG	SHO	SV	IP	H	R	ER	BB	SO	B/AVG
2017	4.45	4-5	16/12	0	0/0	0	60.2	62	45	30	40	56	.263
2016	3.40	11-2	18/18	0	0/1	0	103.1	88	42	39	43	85	.233
2015	1.94	3-2	37/0	0	0/1	0	41.2	26	13	9	19	53	.182
Career	3.41	18-9	71/30	0	0/2	0	205.2	176	100	78	102	194	.232



13

TYLER PAIGE

INF • 5-10 • 185 • Fr. • R/R
Miami, Fla. (Westminster Christian)

High School/Prep: Four year varsity letterwinner at Westminster Christian...Batted .330 with four home runs and 25 RBI junior year...Added 12 doubles.

Personal: Mother is Alette Perez...Has one brother, Maddox...Undecided on intended major.



47

MICHAEL PEREZ

INF • 6-1 • 210 • R-Sr. • R/R
Miami, Fla. (Miami Killian Senior /
FIU / Miami-Dade Junior College)

2017 (Redshirt Junior): Saw action in 11 games and made two starts...Began season as pitcher before moving to field...Made two appearances at catcher, one at shortstop and three at third base...Made Miami debut on hill against Rutgers (Feb. 19)...Pitched against FIU (March 7)...Recorded first RBI in win over St. Thomas (April 5)...Had first-career hit in first start against FIU (April 26)...Drew one walk at Boston College (April 28).

Before Miami: Pitched 2016 season at Miami-Dade College...Recorded 2.70 ERA in 53.1 innings with Sharks...Struck out 38 batters...Redshirted 2014 season at FIU.

High School/Prep: Three-year letterwinner at Miami Killian...Helped lead team to three district championships...Named to All-Dade First Team by Miami Herald after senior season...Posted 5-0 record with 1.21 ERA and 35 strikeouts in 31 innings in final year at Killian...Batted .496 with eight home runs.

Personal: Parents are Humberto and Beatriz...Has two brothers, Jovan and Justin...Has three sisters, Karina, Angelique and Chloe...Intends to major in criminology with a minor in communications.

PEREZ CAREER STATISTICS**OFFENSE**

YEAR	AVG	GP-GS	AB	R	H	2B	3B	HR	RBI	BB	SO	SB-A
2017	.077	8-2	13	0	1	0	0	0	1	1	3	0-0
Career	.077	8-2	13	0	1	0	0	0	1	1	3	0-0



31

ISAAC QUINONES

C • 5-9 • 189 • Fr. • R/R
Pembroke Pines, Fla. (West
Broward)

High School/Prep: Three-year varsity letterwinner at West Broward...Helped lead team to 2016 district championship...Earned honorable mention all-county recognition from Sun Sentinel and Miami Herald in senior year...Named 9A-12A all-district...Batted .293 with one home run and 19 RBI in final year...Recorded on-base percentage of .382.

Personal: Parents are Isaac and Melinda...Has one brother, Ivan, and one sister, Rosali, who graduated from Miami...Intends to major in entrepreneurship.



2

DANNY REYES

OF • 6-2 • 215 • Jr. • R/R
Miami Springs, Fla. (Mater Acade-
my/Florida/Broward College)

Before Miami: Spent 2017 season at Broward College and 2016 season at Florida...Batted .269 in lone season at Florida with one home run, one triple and 11 RBI.

High School/Prep: Selected in the 39th round by Boston Red Sox in 2015 MLB Draft...Ranked No. 38 nationally and No. 2 outfielder in state of Florida by Perfect Game...Helped lead Mater Academy to first state title in school history as junior...2014 Perfect Game All-American.

Personal: Intends to major in sports administration...Has one brother...Parents are Alberto and Elizabeth.



43

GABE RIVERA

OF • 5-11 • 210 • Fr. • R/R
Miami, Fla. (Miami Killian Senior)

High School/Prep: Three-year varsity letterwinner at Killian Senior...Helped lead team to state championship, district championship and regional championship...Earned 9A Player of the Year and Hitter of the Year honors...Batted .462 with five home runs and 15 RBI in final season...Hit .323 with one homer and 17 RBI as junior.

Personal: Parents are Daniel and Laura...Has one sister, Alexandra...Intends to major in psychology.



34

DANIEL RIVERO

RHP • 6-3 • 200 • So. • R/R
Davie, Fla. (Pembroke Pines
Charter)

2017 (True Freshman): Made seven appearances in first season, all in relief...Totalled 8.38 ERA in 9.2 innings...Struck out 13 batters and walked six...Made career debut with 1.0 inning against Rutgers (Feb. 19)...Tossed scoreless inning against FIU (March 7), striking out two batters...Threw 2.0 scoreless innings with career-high five strikeouts in win over St. Thomas (April 5), including immaculate eighth inning...Saw action in Game 1 of doubleheader at Pittsburgh (April 14), throwing 2.0 innings and allowing two runs with two strikeouts...Struck out one batter and did not allow any runs in final appearance of season. 2.0-inning stint at Virginia in Game 2 of doubleheader (May 13).

High School/Prep: Three-year baseball letterwinner at Pembroke Pines Charter...Ended career as program's all-time strikeout leader (171) and wins leader (12)...Set school record for strikeouts in season (114) during senior year...Finished final season with 7-3 record and 2.00 ERA...Went 5-3 with 2.40 ERA and 51 strikeouts as junior...Helped lead team to region semifinals in 2015 and 2016...Earned first-team All-Broward recognition from *South Florida Sun Sentinel* and *Miami Herald* after senior year...Batted .404 with 15 RBI.

Personal: Parents are David and Deborah Rivero...Father David is Chief of Police at University of Miami...Has two sisters, Deanna and Devin...Intends to major in criminology.

RIVERO CAREER STATISTICS

PITCHING

YEAR	ERA	W-L	APP/S	CG	SHO	SV	IP	H	R	ER	BB	SO	B/AVG
2017	8.38	0-0	7/0	0	0/0	0	9.2	10	9	9	6	13	.263
Career	8.38	0-0	7/0	0	0/0	0	9.2	10	9	9	6	13	.263



32

ALEX RUIZ

RHP • 6-1 • 195 • Fr. • R/R

Miami, Fla. (Westminster Christian)

High School/Prep: Three-year varsity letterwinner at Westminster Christian...Helped lead team to 2015 state championship...Went 1-0 with a .000 ERA senior year...Finished 3-0 with two saves and 0.74 junior year at Westminster.

Personal: Parents are John and Mayra...Has one brother, Johnny, and one sister, Cristy...Johnny played baseball at Miami from 2014-2017...Intends to major in School of Business.



45

JOE SPARBER

C • 6-1 • 205 • Fr. • R/R

Lincroft, N.J. (Christian Brothers Academy)

High School/Prep: Two-year varsity letterwinner at Christian Brothers Academy...Helped lead team to state championship and 22-3 record...Batted .300 in final season...Missed junior year with broken finger...Four-year letterwinner in varsity basketball.

Personal: Parents are Anthony and Marirose...Has two brothers, Nick and Chris...Intends to major in biology.



30

ALEX TORAL

1B • 6-1 • 225 • Fr. • L/L

Davie, Fla. (Archbishop McCarthy)

High School/Prep: Four-year letterwinner at Archbishop McCarthy...Two-time Under-Armour All-American and Perfect Game All-American...Ranked No. 2 overall prospect among college freshmen by Perfect Game in September 2017...Ranked No. 199 MLB Draft-eligible prospect regardless of class by Baseball America...Ranked No. 198 MLB Draft prospect by MLB Pipeline.

Personal: Parents are Alejandro and Iliana...First name is Alejandro but goes by Alex... Has one brother, Michael, and one sister, Katherine...Honor roll student all four years of high school...Intends to major in business management.

21

HUNTER TACKETT

OF • 6-3 • 186 • Sr. • R/R

**Knoxville, Tenn. (Anderson County/
Auburn/Northwest Florida State)**



2017 (Junior): Saw action in 35 games and made 30 starts in first season...Batted .212 with three home runs and 17 RBI...Had five multi-hit games and four multi-RBI games...Started and made Miami debut in season opener against Rutgers (Feb. 17)...Had first hit of career and scored first run in Game 2 vs. Scarlet Knights (Feb. 18)...Went 2-for-3 with one walk against Dartmouth (March 5)...Drove in first run of career against St. Thomas (April 5) after entering as pinch hitter...Scored two runs and had one hit against Duke (April 8)...Went 1-for-3 with one run and one RBI in Game 2 vs. Blue Devils (April 9)...Enjoyed breakout weekend against Boston College, leading team with six hits, six RBI and five runs scored...Batted .545 over course of weekend at Pellagrini Diamond...Hit first home run of career in Game 1 against Eagles (April 28)...Exploded for career-high four hits and three runs in Game 2 victory (April 29), including second home run in as many games...Went 2-for-4 with one double and one RBI against UCF (May 10)...Drove in two runs in series finale at Virginia (May 14)...Hit first grand slam of career and went 2-for-6 in ACC Championship opener against Georgia Tech (May 23) in Louisville, Ky.

Before Miami: Spent 2016 season at Northwest Florida State College and led team to state playoffs...Named Florida Junior College Player of the Year and a Junior College All-America first-team selection...All-state selection...Batted .434 with 10 HRs and 59 RBI with 21 stolen bases at NWFSC...Spent 2015 season at Auburn, where he hit two home runs and recorded 10 RBI in 15 starts.

High School/Prep: Four-year letterwinner at Anderson County...Selected in 36th round of 2014 Major League Baseball First-Year Player Draft by Milwaukee...Batted .447 for his high school career with 16 home runs and 252 RBI...His senior year, hit .535 with six home runs and 70 RBI in final two seasons...Rated No. 47 outfielder in the nation and No. 4 overall player in Tennessee by Perfect Game.

Personal: Parents are Keith and Tanya...Father played baseball in college...Intends to major in criminology or sociology.

TACKETT CAREER STATISTICS

OFFENSE

YEAR	AVG	GP-GS	AB	R	H	2B	3B	HR	RBI	BB	SO	SB-A
2017	.212	35-30	104	15	22	3	0	3	17	13	31	1-3
Career	.212	35-30	104	15	22	3	0	3	17	13	31	1-3



0


GREGORY VELIZ

RHP • 6-2 • 205 • So. • R/R
Key West, Fla. (North Broward Prep)

2017 (True Freshman): Saw action in 12 games and made 11 starts on mound in first season...Started 15 games in field – six at first base and five at designated hitter before switching to pitching only for second half of season...Finished season with 6-4 record and 3.38 ERA in 61.1 innings...Struck out 66 batters and walked 33...Held opponents to .166 average, lowest mark of any pitcher on staff...Allowed just 23 earned runs... Batted .108 with four hits, one triple and one RBI...Had first-career hit at Florida (Feb. 26)...Went 1-for-2 with one triple and one RBI at North Carolina (March 26)...Made mound debut at FAU (March 1), striking out five batters over 4.0 innings and allowing just two runs...Struck out seven batters in 5.1 innings, but picked up loss against FIU (March 7)...Earned first win of career with 5.0 shutout innings against Maine (March 15), posting six strikeouts and four walks...Picked up second win against FAU (March 22), striking out seven batters and allowing just one run...Went 6.1 innings at FGCU (March 29)...Struck out six batters across 5.1 innings in win over St. Thomas (April 15)...Made first start of weekend at Boston College (April 30), allowing four runs in 6.0 innings...Struck out six batters over 6.0 innings against Bethune-Cookman (May 7), allowing just one run to clinch series...Delivered best outing of career in final regular season start, striking out career-high 13 batters over career-long 8.0 innings to sweep doubleheader of Virginia Tech (May 19)...13 strikeouts were most by any Miami pitcher in any game in 2017...Tossed 2.1 scoreless innings of relief in ACC Championship game against Wake Forest (May 26).

High School/Prep: Four-year baseball letterwinner...Ranked No. 304 Draft-eligible prospect by Baseball America...Ranked No. 127 player in high school class and No. 19 player in state of Florida by Perfect Game...2015 Under Armour All-America Game selection.

Personal: Parents are Greg and Teri...Has two brothers, Eddie and Matthew, and two sisters, Ashley and Jordan...Undecided on intended major.



16

FREDDY ZAMORA

INF • 6-1 • 180 • Fr. • R/R
Miami, Fla. (Miami Killian Senior)

High School/Prep: Four-year varsity letterwinner at Killian...Ranked No. 53 by Perfect Game in its top 400 freshman rankings...Helped lead team to district championship and GMAC championship...Earned first-team All-Dade honors two times...Named Team MVP in final season...Batted .430 junior year and .400 senior year.

Personal: Parents are Freddy and Maria...Father was a professional baseball player in Nicaragua...Has two brothers and one sister...Intends to major in sports administration.

VELIZ CAREER STATISTICS**PITCHING**

YEAR	ERA	W-L	APP/S	CG	SHO	SV	IP	H	R	ER	BB	SO	B/AVG
2017	3.38	6-4	12/11	0	0/0	0	61.1	36	23	23	33	66	.166
Career	3.38	6-4	12/11	0	0/0	0	61.1	36	23	23	33	66	.166



HISTORY & RECORDS

<i>BASEBALL IN SOUTH FLORIDA: A HURRICANE TRADITION</i>	<i>33</i>
<i>MIAMI SKIPPERS.....</i>	<i>34-35</i>
<i>RON FRASER: THE WIZARD OF COLLEGE BASEBALL</i>	<i>36</i>
<i>YEARLY RECORDS.....</i>	<i>37-69</i>
<i>ALL-TIME SERIES HISTORY</i>	<i>70-118</i>
<i>NCAA TOURNAMENT HISTORY</i>	<i>119</i>
<i>COLLEGE BASEBALL HALL OF FAME.....</i>	<i>120-121</i>
<i>NATIONAL AWARD WINNERS</i>	<i>122-123</i>
<i>ALL-AMERICANS.....</i>	<i>124-126</i>
<i>RETIRED NUMBERS.....</i>	<i>127-128</i>
<i>ALL-TIME PROCANES BY TEAM.....</i>	<i>129-130</i>
<i>ALL-TIME MLB DRAFT PICKS</i>	<i>131-132</i>
<i>ALL-TIME BASEBALL LETTERMEN.....</i>	<i>133-138</i>
<i>ATTENDANCE HISTORY</i>	<i>139</i>
<i>UNIVERSITY OF MIAMI SPORTS HALL OF FAME</i>	<i>140-141</i>
<i>TEAM RECORDS</i>	<i>142-146</i>
<i>INDIVIDUAL LEADERS - BATTING.....</i>	<i>147-150</i>
<i>INDIVIDUAL LEADERS - PITCHING.....</i>	<i>150-152</i>

BASEBALL IN SOUTH FLORIDA: A HURRICANE TRADITION

The University of Miami baseball program thrives as one of the best in the country as well as one of the most notable in South Florida's baseball history.

Miami's first varsity game was played at Miami Field, near Miami Senior High School, in the spring of 1940. The afternoon of March 26 saw the "Hurricane nine" defeat Newberry (S.C.) College in a 13-12 thriller. Games were actually played at UM briefly in the late 1920s and early 1930s, but were discontinued until a decade later when Jack Harding resurrected the sport at the varsity level in 1940. Harding was the Hurricanes' football coach from 1937-42 and following World War II from 1945-47, as well as serving as UM's Athletic Director for 26 years. Baseball once again took a hiatus at Miami until 1946 when former UM football standout Eddie Dunn led the Hurricanes back onto the diamond.

From Major League Baseball, minor league organizations and top college and high school action, baseball and Miami have long been joined. Although amateur clubs were playing in Miami before the turn of the 20th century, the first official team appeared in 1912 with the minor league entry of the Miami Magicians of the Class D East Florida State League. The Magicians competed until the U.S. entered World War I.

Teams in the Florida East Coast League, including the Miami Wahoos, Miami Beach Flamingos, Fort Lauderdale Tarpons and West Palm Beach Indians, suspended operations in 1943 until the end of the war. From 1946 through 1955, a large portion of UM's schedule was against military service teams throughout the Southeast.

Construction on Miami Stadium began in late 1948 and opened in August 1949. At the time, the 9,000-seat stadium was hailed as one of the finest and most beautiful in baseball.

The Hurricanes were still playing at Miami Field, as were numerous minor league, high school and major league exhibitions. The opening of the new state-of-the-art facility near downtown Miami gave way to games with the Hurricanes playing the likes of the Brooklyn Dodgers, Ft. Lauderdale Braves, Miami Beach Flamingos and Miami Beach Sun Sox as early as 1950.

The Marlins nickname made its first appearance in 1956 when the Triple A franchise from Syracuse, N.Y., moved south into Miami Stadium. Legendary baseball promoter Bill Veeck was brought in to run the team and one of his first hires was former Boston Red Sox Hall of Famer and UM head coach Jimmie Foxx. Foxx spent two seasons as head coach of the Hurricanes in 1956 and 1957.

The University of Miami became a major factor on the national collegiate baseball scene when the school hired Ron Fraser to guide the program in 1962. Fraser came to Miami at a time when the nation's concerns were focused 90 miles from Key West's shores in the Cuban Missile Crisis. He was an All-American player at Florida State in the late 1950s and was the mentor of the Dutch National Team for three years before Miami lured him to Coral Gables. Over the span of 30 years, "The Wizard of College Baseball" built what many considered the model collegiate program.

The Hurricanes won big under Fraser, becoming a regular participant in the College World Series and winning two National Championships in the 1980s. It was also under Fraser that Miami made the upgrades to Mark Light Field and proved to many skeptics that college baseball could also be successful at the gate.

From Fraser to Jim Morris, the Hurricanes are still a big draw in town and annually place among college baseball's top 15. The success of the program has only escalated under Morris with two National Championships in 1999 and 2001, along with numerous All-Americans and Major League Baseball Draft selections.

The park reopened as Alex Rodriguez Park at Mark Light Field in 2009 after a \$3.9 million anchor gift from the 14-time MLB All-Star, the largest gift ever to the University of Miami baseball program.

The most recent renovations - including postseason pennants draping the main concourse and a retired numbers installation (2014), as well as a bronze statue of Ron Fraser placed outside the ballpark (2015) - contribute to South Florida's already rich baseball history.

MIAMI SKIPPERS

EDDIE DUNN

1946-1954: 82-73-1 (.522)

The Post World War II era saw the rebirth of the University of Miami baseball program with former Hurricane football standout and eventual head coach Eddie Dunn at the helm.

Dunn was a nationally acclaimed running back for the Hurricanes from 1936-38 and later took the reins of the program from 1943-44 when gridiron coach Jack Harding left for service in the Navy. Dunn also served two seasons under Hart Morris on the men's basketball team, as well.

Over 60 years later, Dunn still remains ranked among UM's all-time top 10 in all-purpose yards (#3, 3,476), touchdowns (#5, 25), rushing yards (#8, 1,778) and points scored (#10, 160). His two football seasons saw UM go 5-1 in 1943 and 1-7-1 in '44, prior to the return of Harding to the UM sideline.

It was at that point when the Athletic Department enlisted the service of Dunn to resurrect both the basketball and baseball programs to varsity level during the post World War II era. UM had one previous season of varsity baseball in 1940 along with years of freshman class-level play.

Against teams from the state of Florida, military bases and around the Southeast, Dunn guided UM to an 82-73-2 mark over his nine seasons. His 1947 club went 11-2, followed by his second-best mark of 14-8 in '49. Dunn, who was raised in Miami, was the father of UM football All-American and Pittsburgh Steeler great Gary Dunn.

PERRY MOSS

1957: 15-7 (.682)

Legendary head coach Perry Moss served one season at the helm of the Miami baseball program in 1955. His Hurricanes went 15-7, including wins over Florida and Florida State. Moss' name is synonymous with the sport of football. Up until the 2000 season, Moss could be found pacing the sidelines of the Arena Football League's Jacksonville Tomcats. An amazing career within the sport of football, Moss has held head coach, front office and assistant coach roles in the NFL, CFL, WFL, USFL and both Arena leagues.

JIMMIE FOXX

1956-1957: 20-20 (.500)

Major League Baseball Hall of Famer Jimmie Foxx spent two seasons in Coral Gables in 1956 and 1957. With a 20-20 combined record, Foxx's Hurricanes picked up wins over Florida State and Yale.

Foxx was inducted into the MLB Hall of Fame in 1951 after a stellar professional career that spanned 20 years with the Athletics, Red Sox, Cubs and Phillies. Foxx was the leagues' most valuable player three times (1932, '33, '38), while being selected to the all-star team from 1933- 41. One of baseball's most feared batters, Foxx led the league in batting average (1933, '38), home runs (1932, '33, '35, '39), RBI (1932, '33, '38). He was the triple-crown winner in 1933 and still holds numerous Boston Red Sox records.

WHITEY CAMPBELL

1958, 1960-1962: 69-36-3 (.653)

Former Miami four-sport star Whitey Campbell, a member of the UM Sports Hall of Fame, spent four seasons as head coach of the baseball program (1958, 1960-62). His Hurricanes were successful with a 69-36-3 combined record with highlight wins over Florida, Florida State, Jacksonville, Army, Georgia Tech and Ohio State.

Campbell, who was nicknamed "Mr. Athletics", saw action with the football, baseball and basketball programs earning 12 overall letters. He was also an assistant on the UM football coaching staff during two separate periods in the 1950's and 1960's, as well as holding assistant football coach positions at Montana, Navy and Kentucky.

In baseball, Campbell batted .301 as a freshman, .412 as a sophomore, .328 as a junior and .428 in his senior year. In football, Campbell set numerous Miami receiving records while becoming the basketball programs' first 1,000-point scorer.

MIAMI SKIPPERS

JACK HARDING

1940, 1959: 16-14-1 (.516)

Jack Harding served as head coach of the baseball program prior to World War II in 1940 and then again in 1959. His 1959 squad went 15-10-1 with big wins over Yale, Georgia Tech and Ohio State. Harding also served as Athletics Director at Miami from 1948-63 and then nine seasons as the head football coach (1937-42, 45-47).

His football teams went 54-23-3 during his tenure, including a 13-10 victory over Holy Cross in the Orange Bowl. During his stay at Miami, Harding left UM to serve in the United States Navy. The football program named its Most Valuable Player award the Jack Harding Award, given annually since 1963.

Harding learned his football at the University of Pittsburgh, where he was a quarterback under legendary head coach Glenn "Pop" Warner. He then went on to coach at Scranton University prior to arriving in Coral Gables.

BRAD KELLEY

1993: 36-22 (.621)

Longtime baseball assistant coach Brad Kelley served one season as the head coach in 1993, following the departure of legendary UM coach Ron Fraser.

His team went 36-22 in 1993, including wins over Long Beach State, Florida, Florida State and Rice.

Kelly served eight seasons as an assistant coach under Fraser, handling the UM pitching staff for six seasons. Kelly also served as an assistant coach on the United States national team as Fraser's top aide at the 1987 Pan American Games in Indianapolis.

At the Games, the USA earned the silver medal to World Champion Cuba's gold medal. The USA defeated Cuba three of the seven meetings at the Games.

RON FRASER: THE WIZARD OF COLLEGE BASEBALL

There was that time when Ron Fraser received a phone call from friend and former Yankees slugger Joe DiMaggio, who had just attended a preseason Miami baseball practice a few days prior. DiMaggio had remembered a flaw in one of Coach Fraser's players swing and relayed over the phone some tips on correction. Fraser took the suggestion and began to work with the player. Future Hall of Famer Ernie Yaroshuk batted an amazing .448 during his senior season and was drafted by Philadelphia.

Then there was the time that Fraser had to call upon some old buddies to help save his team, which was rumored for contraction in its early stages. St. Louis Cardinals Hall of Famer Stan Musial and Major League broadcaster Joe Garagiola showed up and hosted a Miami baseball benefit, which in turn gained the necessary attention and support from the administration for continuing Fraser's young club's survival.

Or how about the time Fraser spent a couple of weeks in Bristol, Conn., campaigning his sports' presence with ESPN. Fraser's goal was to get the Hurricanes on TV against college baseball's biggest power, USC. What would become the first college baseball game ever on television was first to be just a one-game broadcast on tape delay. After the weekend series against the Trojans in Coral Gables was completed, Miami had defeated USC three consecutive games with each game broadcast live.

Did you know that a usually modest Boston Red Sox Hall of Famer Ted Williams once rode out from centerfield sitting in a giant sized glove in efforts to draw fans to Fraser's ballpark? Legendary Yankees broadcaster Mel Allen introduced him.

Fraser always seemed a step ahead of most. His early vision of the sport came when the rest started to think his way 20 years later. It is evidenced in the migration of the sports' top celebrities to Coral Gables and their teams' annual exhibitions against the Hurricanes a reflection of Fraser's baseball genius.

Ronald "Ron" George Fraser came to the University of Miami in 1962 after serving the Dutch National Team that lasted three years and produced three European Championships. His international reputation earned him the job at Miami, succeeding Whitey Campbell. He was actually noticed by UM officials on the television show "What's My Line?" Fraser was a success on the show as he stumped the panel and unknowingly won over his future employer.

In the beginning, the support wasn't there. Fraser had nearly no money for his program and had to work days at a Coral Gables youth center. He didn't have the scholarships for his players, uniforms, nor bats or balls. Uniforms came from elsewhere, like the ones the Army program gave to Miami. Fraser recalled that the "A" and "Y" of Army were clearly visible around the freshly embroidered "Miami". Some of the first uniforms were

bought from a Lucky Strike cigarette ad. Another friend of Fraser's, this one who designed Italian suits, created uniforms that were second to none with bright lime green as the dominant color.

What was first a rusty, rugged and dust-blown park soon transformed into a place where baseball was thriving. Balls and bats showed up at the park on the southwest corner of campus. The scholarships took 10 years, but you would have never known by the success of the program, nationally and abroad. Fraser received six scholarships in 1973, the team responded with 10 more victories. He got six more for 1974. His team went 51-11 and played for the national championship in its first College World Series appearance.

The Miami program really began to blossom following that first CWS appearance. Miami was annually among the leaders in attendance and eventually drew a decade-best 1.27 million in the 1980s. Two thousand to 4,000 fans were coming on average 10 years after Miami was lucky to have 100 show up for a game. Through Fraser's efforts, Mark Light Field, which was funded with the private donation largely from George and Ethel Light, was dedicated in 1973.

It was Fraser's knack for marketing and promotion that drew the masses and earned him the nickname "The Wizard of College Baseball". Miami players were wearing white shoes and colored gloves before Charlie Finley tried the same with his Oakland A's. Fraser was the first to hire batgirls and was the first to wear green gloves on St. Patrick's Day. There were incredible car and vacation giveaways, income tax night and the San Diego Chicken.

Perhaps Fraser's biggest extravaganza was the baseball fundraiser dubbed "A Night With Ron Fraser" on February 16, 1977, a \$5,000-a-plate gourmet dinner on the infield. Five-star chefs served a 10-course dinner of caviar, Alaskan king crab legs and pheasant under glass. A harpist in a white tuxedo played on the mound and violinists strolled among the tables. It was a huge success, covered by media from across the world.

His 30-year career at Miami that spanned more three decades, Fraser produced a 1,271-438-9 record with a NCAA-record 20 straight postseason appearances and 12 trips to the College World Series with national championships in 1982 and 1985. He is a 26-time coach of the year and a member of 10 halls of fame, including the inaugural class of the College Baseball Foundation Hall of Fame in 2006.

Fraser passed away on Jan. 20, 2013 at the age of 79. In recognition of his lifetime accomplishments and a distinguished legacy of helping others, the University of Miami created the Ron Fraser Wizard Fund to honor the Hall of Fame coach with a bronze statue to outside Alex Rodriguez Park at Mark Light Field. It was installed on the afternoon of April 24, 2015 - just before Miami was to begin its annual rivalry series with Florida State.

HURRICANES BASEBALL HISTORY

INDEPENDENT			YEAR	OVERALL	HEAD COACH
YEAR	OVERALL	HEAD COACH			
		1940, 1946-2004	1986	50-17	Ron Fraser
1940	1-4	Jack Harding	1987	35-24-1	Ron Fraser
1941	N/A	N/A	1988	52-14-1	Ron Fraser
1942	N/A	N/A	1989	49-18	Ron Fraser
1943	N/A	N/A	1990	52-13	Ron Fraser
1944	N/A	N/A	1991	46-17	Ron Fraser
1945	N/A	N/A	1992	55-10	Ron Fraser
1946	2-7	Eddie Dunn	1993	36-22	Brad Kelley
1947	11-2	Eddie Dunn	1994	49-14	Jim Morris
1948	9-10	Eddie Dunn	1995	48-17	Jim Morris
1949	14-8	Eddie Dunn	1996	50-14	Jim Morris
1950	8-7	Eddie Dunn	1997	51-18	Jim Morris
1951	12-7	Eddie Dunn	1998	51-12	Jim Morris
1952	6-12-1	Eddie Dunn	1999	50-13	Jim Morris
1953	10-9-1	Eddie Dunn	2000	41-19-1	Jim Morris
1954	10-11	Eddie Dunn	2001	53-12	Jim Morris
1955	15-7	Perry Moss	2002	34-29	Jim Morris
1956	9-8	Jimmie Foxx	2003	45-17-1	Jim Morris
1957	11-12	Jimmie Foxx	2004	50-13	Jim Morris
1958	16-11	Whitey Campbell			
1959	15-10-1	Jack Harding			
1960	19-7	Whitey Campbell			
1961	17-9-3	Whitey Campbell			
1962	17-9	Whitey Campbell			
1963	18-9	Ron Fraser			
1964	20-9-1	Ron Fraser			
1965	23-12-1	Ron Fraser			
1966	19-18-1	Ron Fraser			
1967	23-15-1	Ron Fraser			
1968	27-11-1	Ron Fraser			
1969	31-11	Ron Fraser			
1970	28-15-1	Ron Fraser			
1971	35-11	Ron Fraser			
1972	32-17	Ron Fraser			
1973	42-17	Ron Fraser			
1974	51-11	Ron Fraser			
1975	45-14	Ron Fraser			
1976	41-15	Ron Fraser			
1977	44-13	Ron Fraser			
1978	50-12	Ron Fraser			
1979	55-11	Ron Fraser			
1980	59-12	Ron Fraser			
1981	61-10	Ron Fraser			
1982	55-17-1	Ron Fraser			
1983	61-21	Ron Fraser			
1984	48-28	Ron Fraser			
1985	64-16	Ron Fraser			

ACC					2005-present
YEAR	OVERALL	ACC	FINISH	HEAD COACH	
2005	41-19-1	19-10-1	3rd	Jim Morris	
2006	42-24	17-13	5th/4th Coastal	Jim Morris	
2007	37-24	17-13	5th/3rd Coastal	Jim Morris	
2008	53-11	23-5	1st/1st Coastal	Jim Morris	
2009	38-22	18-12	5th/3rd Coastal	Jim Morris	
2010	43-20	20-10	3rd/3rd Coastal	Jim Morris	
2011	38-23	19-10	4th/4th Coastal	Jim Morris	
2012	36-23	16-14	6th/3rd Coastal	Jim Morris	
2013	37-25	14-16	8th/5th Coastal	Jim Morris	
2014	44-19	24-6	1st/1st Coastal	Jim Morris	
2015	50-17	22-8	2nd/1st Coastal	Jim Morris	
2016	50-14	21-7	1st/1st Coastal	Jim Morris	
2017	31-27	16-13	6th/3rd Coastal	Jim Morris	

RECORD BREAKDOWN

Games Played: 3,645
 All-Time Record: 2,571-1,056-18
 Winning Percentage: .705
 Independent: 2,031-788-17 (.716)
 As Member of ACC: 540-268-1 (.667)
 ACC Play: 246-137-1 (.640)

RECORD BY COACH

Jack Harding	16-14-1
Eddie Dunn	82-73-2
Perry Moss	15-7
Jimmie Foxx	20-20
Whitey Campbell	69-36-3
Ron Fraser	1,271-438-9
Brad Kelley	36-22
Jim Morris	1,062-446-3

HURRICANES BASEBALL HISTORY

JACK HARDING

1940

1940

1-4 (.200)

	W	13-12	Newberry	
	L	5-7	Tampa	
4/9	L	13-18	Florida	Gainesville, Fla.
	L	2-16	Rollins	
	L	5-13	Rollins	

EDDIE DUNN

1946-1954

1946

2-7 (.222)

4/15	L	5-8	Auburn	Auburn, Ala.
4/16	L	0-7	Ft. Benning Inf.	Ft. Benning, Ga.
4/16	W	9-5	Ft. Benning Para	Ft. Benning, Ga.
4/26	L	7-13	Jacksonville N.A.S.	Coral Gables, Fla.
4/27	L	4-6	Jacksonville N.A.S.	Coral Gables, Fla.
4/29	W	6-4	McDill AFB	Coral Gables, Fla.
4/30	L	11-13	McDill AFB	Coral Gables, Fla.
5/2	L	0-1	Auburn (13)	Coral Gables, Fla.
5/3	L	7-11	Auburn	Coral Gables, Fla.

1947

11-2 (.846)

4/4	W	1-0	Florida	Coral Gables, Fla.
4/5	W	1-0	Florida (10)	Coral Gables, Fla.
4/9	W	5-3	Florida Southern	Lakeland, Fla.
4/10	W	4-1	Florida Southern	Lakeland, Fla.
4/11	L	2-4	Rollins	Winter Park, Fla.
4/18	W	3-1	Tampa	Tampa, Fla.
4/24	W	4-1	Stetson	Miami Beach, Fla.
4/25	L	2-5	Stetson	Miami Beach, Fla.
5/3	W	6-3	Rollins	Coral Gables, Fla.
5/3	W	9-8	Rollins	Coral Gables, Fla.
5/10	W	4-1	Florida Southern	Coral Gables, Fla.
5/10	W	3-0	Florida Southern	Coral Gables, Fla.
5/16	W	9-2	Tampa	Coral Gables, Fla.

1948

9-10 (.474)

4/2	L	3-4	Rollins	Winter Park, Fla.
4/3	L	4-8	Rollins	Winter Park, Fla.
4/8	L	7-13	Newberry	Newberry, S.C.
4/13	W	9-3	Jacksonville N.A.S.	Coral Gables, Fla.
4/14	W	9-7	Jacksonville N.A.S.	Coral Gables, Fla.
4/19	W	14-3	Stetson	DeLand, Fla.
4/20	W	3-0	Stetson	DeLand, Fla.
4/22	L	0-1	Tampa (10)	Tampa, Fla.
4/23	W	6-5	Florida Southern (10)	Lakeland, Fla.
4/24	L	4-8	Florida Southern	Lakeland, Fla.
4/30	L	6-8	Rollins (10)	Coral Gables, Fla.
5/1	L	1-2	Rollins	Coral Gables, Fla.
5/7	L	8-16	Florida	Gainesville, Fla.
5/8	L	7-8	Florida	Gainesville, Fla.
5/11	W	3-2	Stetson	Coral Gables, Fla.
5/14	W	3-1	Florida Southern	Coral Gables, Fla.
5/15	L	2-4	Florida Southern	Coral Gables, Fla.
5/21	W	7-0	Tampa	Coral Gables, Fla.
5/22	W	10-7	Tampa	Coral Gables, Fla.

1949

14-8 (.636)

4/1	W	12-2	Florida Southern	Coral Gables, Fla.
4/2	W	11-8	Florida Southern	Coral Gables, Fla.
4/8	L	4-17	Florida	Coral Gables, Fla.
4/9	W	9-8	Florida	Coral Gables, Fla.
4/11	L	2-8	Florida Southern	Lakeland, Fla.
4/12	W	2-0	Florida Southern	Lakeland, Fla.
4/13	L	4-5	Stetson	DeLand, Fla.
4/14	L	6-8	Stetson	DeLand, Fla.
4/15	L	1-13	Rollins	Winter Park, Fla.
4/16	L	0-3	Rollins	Winter Park, Fla.
4/22	W	3-2	Tampa	Coral Gables, Fla.
4/23	W	14-3	Tampa	Coral Gables, Fla.
4/26	W	10-2	Cherry Point Marines	Coral Gables, Fla.
4/27	W	15-1	Cherry Point Marines	Coral Gables, Fla.
4/29	W	3-2	Stetson	Coral Gables, Fla.
4/30	W	9-3	Stetson	Coral Gables, Fla.
5/6	L	0-2	Rollins	Coral Gables, Fla.
5/7	W	5-4	Rollins	Coral Gables, Fla.
5/13	L	5-9	Florida	Gainesville, Fla.
5/14	W	7-4	Florida	Gainesville, Fla.
5/18	W	7-6	Jacksonville N.A.S. (10)	Coral Gables, Fla.
5/19	W	4-3	Jacksonville N.A.S.	Coral Gables, Fla.

1950

8-7 (.533)

3/17*	L	0-2	Brooklyn Dodgers	Coral Gables, Fla.
3/18*	L	1-2	Ft. Lauderdale Braves	Coral Gables, Fla.
3/22*	W	3-2	Miami Beach Flamingos	Coral Gables, Fla.
3/30*	L	0-5	Miami Sun Sox	Coral Gables, Fla.
4/7	L	2-3	Florida (13)	Coral Gables, Fla.
4/8	W	5-3	Florida	Coral Gables, Fla.
4/14	W	4-0	Rollins	Coral Gables, Fla.
4/15	L	1-6	Rollins	Coral Gables, Fla.
4/21	W	7-2	Florida Southern	Coral Gables, Fla.
4/22	W	12-2	Florida Southern	Coral Gables, Fla.
4/28	W	5-4	Stetson	Coral Gables, Fla.
4/29	W	10-7	Stetson	Coral Gables, Fla.
5/1	L	4-6	Florida	Gainesville, Fla.
5/2	W	12-9	Florida	Gainesville, Fla.
5/3	L	2-10	Stetson	DeLand, Fla.
5/4	W	13-7	Stetson	DeLand, Fla.
5/5	L	8-10	Rollins	Winter Park, Fla.
5/6	L	1-7	Rollins	Winter Park, Fla.
5/9	L	3-4	Florida Southern (13)	Lakeland, Fla.

1951

12-7 (.632)

3/16*	L	5-13	Brooklyn Dodgers "B"	
3/17*	L	0-1	Brooklyn Dodgers "B"	
3/22	W	11-2	Florida State	Coral Gables, Fla.
3/23	L	4-13	Florida State	Coral Gables, Fla.
3/27	L	0-2	Parris Island Marines	
3/28	W	5-3	Parris Island Marines	
3/30	W	5-4	Rollins	Coral Gables, Fla.
3/31	W	4-3	Rollins	Coral Gables, Fla.
4/3*	L	2-8	Miami Beach Flamingos	
4/13	L	3-6	Stetson	Coral Gables, Fla.
4/14	L	3-7	Stetson	Coral Gables, Fla.
4/21	W	11-2	425th Air Force	Coral Gables, Fla.
4/27	W	5-2	Rollins	Winter Park, Fla.
4/29	W	7-6	Rollins	Winter Park, Fla.
4/30	W	4-3	Florida (10)	Gainesville, Fla.

HURRICANES BASEBALL HISTORY

5/1	L	9-17	Florida	Gainesville, Fla.
5/2	L	4-5	Stetson	DeLand, Fla.
5/3	L	8-13	Stetson	DeLand, Fla.
5/11	W	10-1	U of Havana	Coral Gables, Fla.
5/12	W	11-1	U of Havana	Coral Gables, Fla.
5/14	W	7-1	Florida Southern	Coral Gables, Fla.
5/15	W	5-0	Florida Southern	Coral Gables, Fla.

1952 6-12-1 (.316)

3/11*	L	1-7	Brooklyn Dodgers "B"	
3/22*	L	3-6	Coral Gables Sun Sox	Vero Beach, Fla.
3/24*	L	2-11	Brooklyn Dodgers "B"	
3/31	L	2-6	Parris Island Marines	
4/1	L	1-6	Parris Island Marines	
4/4	L	1-3	Florida State	Tallahassee, Fla.
4/5	L	0-7	Florida State	Tallahassee, Fla.
4/11	L	1-4	Florida	Coral Gables, Fla.
4/12	L	5-8	Florida	Coral Gables, Fla.
4/18	W	6-5	Stetson	Coral Gables, Fla.
4/19	L	4-5	Stetson	Coral Gables, Fla.
4/23	L	2-4	Stetson	DeLand, Fla.
4/24	L	4-6	Stetson	DeLand, Fla.
4/25	L	1-4	Rollins	Winter Park, Fla.
4/26	W	7-1	Rollins	Winter Park, Fla.
4/28	W	7-6	Rollins	Coral Gables, Fla.
4/29	L	1-2	Rollins	Coral Gables, Fla.
5/3	W	14-5	Patrick AFB	Coral Gables, Fla.
5/5	L	3-10	Florida	Gainesville, Fla.
5/6	T	13-13	Florida	Gainesville, Fla.
5/16	W	9-4	Tampa	Coral Gables, Fla.
5/17	W	13-6	Tampa	Coral Gables, Fla.

1953 10-9-1 (.500)

3/1*	W	11-1	Maritime Academy	
3/8*	L	0-6	Atlanta Crackers	
3/16	W	13-1	Patrick AFB	Coral Gables, Fla.
3/17	L	7-11	Patrick AFB	Coral Gables, Fla.
3/20	W	7-3	Patrick AFB	Cocoa, Fla.
3/21	W	12-5	Patrick AFB	Cocoa, Fla.
3/23	W	9-8	Amherst	Coral Gables, Fla.
3/24	W	12-7	Amherst	Coral Gables, Fla.
3/27	W	9-5	Georgia-Atlanta	Coral Gables, Fla.
3/30	W	18-17	Stetson	Coral Gables, Fla.
3/31	L	0-6	Stetson	Coral Gables, Fla.
4/6	T	12-12	Parris Island Marines	
4/7	L	3-8	Parris Island Marines	
4/11	L	6-7	Opa Locka Marines	
4/17	L	0-9	Rollins	Coral Gables, Fla.
4/18	W	9-8	Rollins	Coral Gables, Fla.
4/22	L	4-11	Stetson	DeLand, Fla.
4/23	W	12-0	Stetson	DeLand, Fla.
4/24	W	10-9	Rollins	Winter Park, Fla.
4/25	L	1-3	Rollins	Winter Park, Fla.
5/8	L	2-4	Opa Locka Marines	
5/9	L	6-10	Opa Locka Marines (10)	

1954 10-11 (.476)

3/12	L	7-9	Florida	Coral Gables, Fla.
3/13	L	8-9	Florida	Coral Gables, Fla.
3/25	W	17-4	Amherst	Coral Gables, Fla.
3/26	W	7-6	Amherst	Coral Gables, Fla.
3/29	L	0-10	Parris Island Marines	
3/30	L	2-7	Parris Island Marines	
4/1	W	8-6	Florida Southern	Coral Gables, Fla.
4/2	W	11-2	Florida Southern	Coral Gables, Fla.
4/9	L	7-8	Rollins	Winter Park, Fla.
4/10	L	1-6	Rollins	Winter Park, Fla.
	L	2-15	Waterloo	Coral Gables, Fla.
	L	0-4	Waterloo	Coral Gables, Fla.
4/16	W	5-1	Stetson	Coral Gables, Fla.
4/17	L	3-12	Stetson	Coral Gables, Fla.
4/30	L	2-10	Stetson	DeLand, Fla.
5/1	L	6-8	Stetson	DeLand, Fla.
5/2	L	0-7	Patrick AFB	Coral Gables, Fla.
5/2	W	9-6	Patrick AFB	Coral Gables, Fla.
5/3	W	3-2	Patrick AFB	Coral Gables, Fla.
5/7	W	4-2	Rollins	Coral Gables, Fla.
5/8	L	3-6	Rollins	Coral Gables, Fla.
5/10	W	15-8	Opa Locka Marines	
5/11	W	8-1	Opa Locka Marines	

PERRY MOSS

1955

1955 15-7 (.682)

3/18	W	15-2	Patrick AFB	Coral Gables, Fla.
3/19	W	15-2	Patrick AFB	Coral Gables, Fla.
3/25	W	12-4	Pine Castle AFB	Orlando, Fla.
3/28	L	0-4	Florida	Gainesville, Fla.
3/29	W	4-3	Florida	Gainesville, Fla.
4/6	W	10-0	Pine Castle AFB	Coral Gables, Fla.
4/7	W	9-5	Pine Castle AFB	Coral Gables, Fla.
4/8	W	6-0	Stetson	Coral Gables, Fla.
4/15	L	3-4	Florida State	Coral Gables, Fla.
4/16	W	5-4	Florida State	Coral Gables, Fla.
4/18	W	3-1	Florida Southern	Lakeland, Fla.
4/19	W	6-0	Florida Southern	Lakeland, Fla.
4/20	L	8-20	Stetson	DeLand, Fla.
4/21	W	10-6	Stetson	DeLand, Fla.
4/22	L	2-11	Rollins	Winter Park, Fla.
4/23	L	5-12	Rollins	Winter Park, Fla.
4/24	W	8-0	Patrick AFB	Cocoa, Fla.
4/24	W	4-0	Patrick AFB	Cocoa, Fla.
4/29	W	5-4	Florida Southern	Coral Gables, Fla.
4/30	W	9-2	Florida Southern	Coral Gables, Fla.
5/6	L	3-8	Rollins	Coral Gables, Fla.
5/7	L	2-8	Rollins	Coral Gables, Fla.

JIMMIE FOXX

1956-57

1956 9-8 (.529)

3/27	L	6-9	Amherst	Coral Gables, Fla.
3/28	W	6-4	Amherst	Coral Gables, Fla.
3/29	L	14-16	Amherst	Coral Gables, Fla.
4/2	L	3-6	Florida	Coral Gables, Fla.
4/3	L	0-4	Florida	Coral Gables, Fla.

HURRICANES BASEBALL HISTORY

4/6	W	4-2	Florida Southern	Coral Gables, Fla.	4/26	W	4-1	Tampa	Coral Gables, Fla.
4/7	W	12-5	Florida Southern	Coral Gables, Fla.	5/2	W	6-5	Jacksonville	Coral Gables, Fla.
4/13	W	8-7	Stetson (12)	Coral Gables, Fla.	5/3	W	6-0	Jacksonville	Coral Gables, Fla.
4/14	W	4-3	Stetson	Coral Gables, Fla.	5/5	L	2--9	Florida State	Coral Gables, Fla.
4/16	L	1-6	Rollins	Coral Gables, Fla.	5/6	L	1-6	Florida State	Coral Gables, Fla.
4/21	L	4-7	Rollins	Winter Park, Fla.	5/9	W	3-0	Stetson	Coral Gables, Fla.
4/23	W	4-2	Florida Southern	Lakeland, Fla.	5/10	L	1-9	Stetson	Coral Gables, Fla.
4/24	W	7-1	Florida Southern	Lakeland, Fla.					
4/26	W	3-2	Stetson	DeLand, Fla.					
4/26	W	2-0	Stetson	DeLand, Fla.					
4/27	L	5-13	Florida State	Tallahassee, Fla.					
4/28	L	0-2	Florida State	Tallahassee, Fla.					

1957

11-12 (.478)

3/13	L	0-6	Stetson	DeLand, Fla.
3/14	W	5-4	Stetson	DeLand, Fla.
3/16	L	1-10	Florida	Gainesville, Fla.
3/16	L	5-9	Florida	Gainesville, Fla.
3/19	W	9-8	Yale	Coral Gables, Fla.
3/20	W	8-5	Yale	Coral Gables, Fla.
3/21	L	7-23	Yale	Coral Gables, Fla.
3/26	W	9-3	Amherst	Coral Gables, Fla.
3/27	L	5-10	Amherst	Coral Gables, Fla.
3/28	L	1-6	Amherst	Coral Gables, Fla.
4/5	W	10-7	Florida Southern	Coral Gables, Fla.
4/6	W	8-2	Florida Southern	Coral Gables, Fla.
4/12	L	4-6	Rollins	Coral Gables, Fla.
4/13	W	8-6	Rollins	Coral Gables, Fla.
4/16	L	3-15	Florida State	Tallahassee, Fla.
4/17	L	3-21	Florida State	Tallahassee, Fla.
4/19	W	11-1	Florida Southern	Lakeland, Fla.
4/20	L	2-6	Florida Southern	Lakeland, Fla.
4/30	L	3-15	Florida State	Coral Gables, Fla.
4/30	W	2-1	Florida State	Coral Gables, Fla.
5/3	W	7-6	Tampa	Coral Gables, Fla.
5/10	L	6-11	Stetson	Coral Gables, Fla.
5/11	W	9-7	Stetson	Coral Gables, Fla.

WHITEY CAMPBELL

1958, 1960-62

1958

16-11 (.593)

3/12	L	5-7	Stetson	DeLand, Fla.
3/14	L	4-5	Florida Southern (10)	Lakeland, Fla.
3/15	L	3-7	Florida Southern	Lakeland, Fla.
3/21	W	7-6	Georgia Tech	Coral Gables, Fla.
3/22	W	7-4	Georgia Tech	Coral Gables, Fla.
3/25	W	8-2	Amherst	Coral Gables, Fla.
3/26	W	8-4	Amherst	Coral Gables, Fla.
3/28	W	3-1	Florida	Coral Gables, Fla.
3/29	W	9-8	Florida (11)	Coral Gables, Fla.
4/1	W	6-5	Wesleyan (10)	Coral Gables, Fla.
4/2	L	5-21	Wesleyan	Coral Gables, Fla.
4/5	W	7-2	Florida Southern	Coral Gables, Fla.
4/5	W	4-3	Florida Southern	Coral Gables, Fla.
	L	4-5	Michigan (11)	Coral Gables, Fla.
4/11	W	13-3	Rollins	Winter Park, Fla.
4/16	L	3-4	Tampa	Tampa, Fla.
4/17	L	1-3	Tampa	Tampa, Fla.
4/18	L	0-18	Florida State	Tallahassee, Fla.
4/19	W	12-7	Florida State	Tallahassee, Fla.
4/25	W	5-2	Tampa Coral	Gables, Fla.

JACK HARDING

1940, 1959

1959

15-10-1 (.577)

3/14	L	1-3	Jacksonville	Jacksonville, Fla.
3/14	W	9-2	Jacksonville	Jacksonville, Fla.
3/21	L	0-4	Ohio State	Coral Gables, Fla.
3/23	W	4-1	Yale	Coral Gables, Fla.
3/25	W	4-3	Georgia Tech	Coral Gables, Fla.
3/26	W	3-2	Yale	Coral Gables, Fla.
3/27	T	2-2	Georgia Tech	Coral Gables, Fla.
3/28	W	6-2	Yale	Coral Gables, Fla.
3/28	L	3-15	Georgia Tech	Coral Gables, Fla.
3/28	L	0-4	Georgia Tech	Coral Gables, Fla.
3/30	L	2-6	Yale (10)	Coral Gables, Fla.
3/30	L	3-4	Yale	Coral Gables, Fla.
3/31	W	11-9	Yale	Coral Gables, Fla.
4/1	W	9-8	Amherst	Coral Gables, Fla.
4/2	W	6-3	Amherst	Coral Gables, Fla.
4/10	L	2-3	Rollins	Coral Gables, Fla.
4/11	W	13-2	Rollins	Coral Gables, Fla.
4/20	L	3-5	Tampa	Tampa, Fla.
4/21	L	1-5	Tampa	Tampa, Fla.
4/22	W	6-5	Florida Southern	Lakeland, Fla.
4/24	L	0-4	Rollins	Winter Park, Fla.
4/25	W	12-7	Rollins	Winter Park, Fla.
5/1	W	4-2	Florida Southern	Coral Gables, Fla.
5/2	W	2-0	Florida Southern (10)	Coral Gables, Fla.
5/8	W	10-3	Stetson	Coral Gables, Fla.
5/9	W	10-0	Stetson (10)	Coral Gables, Fla.

WHITEY CAMPBELL

1958, 1960-62

1960

19-7 (.731)

3/14	L	3-6	Florida State	Coral Gables, Fla.
3/15	L	6-10	Florida State	Coral Gables, Fla.
3/18	L	1-2	Rollins	Coral Gables, Fla.
3/19	W	7-1	Rollins	Coral Gables, Fla.
3/24	W	5-1	Georgia Tech	Coral Gables, Fla.
3/25	W	10-6	Army	Coral Gables, Fla.
3/26	W	4-2	Georgia Tech	Coral Gables, Fla.
3/27	W	11-9	Army	Coral Gables, Fla.
3/28	W	2-1	Furman	Coral Gables, Fla.
3/29	W	6-3	Furman	Coral Gables, Fla.
4/1	L	3-9	Florida	Coral Gables, Fla.
4/2	W	3-2	Florida	Coral Gables, Fla.
4/9	W	12-1	Florida Southern	Lakeland, Fla.
4/11	W	5-0	Stetson	DeLand, Fla.
4/12	L	3-6	Stetson	DeLand, Fla.
4/13	W	1-4	Rollins	Winter Park, Fla.
4/14	W	7-2	Rollins	Winter Park, Fla.
4/16	W	5-4	Jacksonville	Coral Gables, Fla.
4/16	W	7-5	Jacksonville	Coral Gables, Fla.

HURRICANES BASEBALL HISTORY

4/18	W	4-1	Florida Southern	Lakeland, Fla.	3/29	L	4-5	Duke	Coral Gables, Fla.
4/24	W	12-4	Stetson	DeLand, Fla.	3/31	W	3-2	Wesleyan	Coral Gables, Fla.
4/25	W	4-1	Stetson	DeLand, Fla.	4/1	W	5-4	Wesleyan	Coral Gables, Fla.
4/25	W	13-4	Stetson	DeLand, Fla.	4/2	W	3-0	Wesleyan	Coral Gables, Fla.
5/1	L	8-9	Rollins	Coral Gables, Fla.	4/2	L	1-2	La Salle	Coral Gables, Fla.
5/2	W	3-1	Rollins	Coral Gables, Fla.	4/4	W	4-3	La Salle	Coral Gables, Fla.
5/2	L	1-12	Rollins	Coral Gables, Fla.	4/8	W	6-1	Florida State	Tallahassee, Fla.

1965

23-12-1 (.639)

3/12	L	4-7	Florida State	Coral Gables, Fla.	4/11	L	1-7	Auburn	Auburn, Ala.
3/13	L	4-9	Florida State	Coral Gables, Fla.	4/12	L	3-8	Auburn	Auburn, Ala.
3/13	T	9-9	Florida State	Coral Gables, Fla.	4/13	L	4-6	Furman	Tallahassee, Fla.
3/22	L	1-2	Michigan State	Coral Gables, Fla.	4/15	L	2-7	Georgia Southern	Statesboro, Ga.
3/23	W	2-1	Michigan State	Coral Gables, Fla.	4/16	L	0-5	Georgia Southern	Statesboro, Ga.
3/24	L	2-13	Michigan State	Coral Gables, Fla.	4/20	L	6-9	Jacksonville (14)	Coral Gables, Fla.
3/25	W	7-3	Army	Coral Gables, Fla.	4/21	W	2-1	Jacksonville	Coral Gables, Fla.
3/26	L	0-2	Florida	Coral Gables, Fla.	4/22	W	7-5	Florida (11)	Gainesville, Fla.
3/27	W	13-2	Army	Coral Gables, Fla.	4/23	L	1-3	Florida	Gainesville, Fla.
3/29	W	6-5	Wesleyan	Coral Gables, Fla.	5/2	W	1-0	Tampa	Coral Gables, Fla.
3/30	W	6-4	Wesleyan	Coral Gables, Fla.	5/3	W	5-2	Tampa	Coral Gables, Fla.
3/31	W	6-3	Wesleyan	Coral Gables, Fla.	5/6	W	7-0	Rollins	Coral Gables, Fla.
4/1	W	6-5	Furman	Coral Gables, Fla.	5/7	W	3-2	Rollins	Coral Gables, Fla.
4/2	W	14-2	Furman	Coral Gables, Fla.	5/13	W	4-1	Georgia Tech	Atlanta, Ga.
4/3	W	7-3	Furman	Coral Gables, Fla.	5/14	L	3-5	Georgia Tech	Atlanta, Ga.
4/9	L	2-7	Rollins	Winter Park, Fla.					
4/10	L	2-3	Rollins	Winter Park, Fla.					
4/10	W	6-3	Rollins	Winter Park, Fla.					
4/12	W	5-1	Georgia Tech	Atlanta, Ga.					
4/13	W	2-1	Georgia Tech	Atlanta, Ga.					
4/14	L	3-6	Georgia	Athens, Ga.					
4/16	W	9-4	Jacksonville	Jacksonville, Fla.					
4/17	W	5-0	Jacksonville	Jacksonville, Fla.					
4/17	W	3-2	Jacksonville	Jacksonville, Fla.					
4/23	W	2-1	Florida	Gainesville, Fla.					
4/24	L	3-7	Florida	Gainesville, Fla.					
4/24	W	3-0	Florida	Gainesville, Fla.					
4/26	W	3-2	Tampa	Coral Gables, Fla.					
4/26	W	4-2	Tampa	Coral Gables, Fla.					
4/27	W	5-1	Tampa	Coral Gables, Fla.					
4/30	L	2-3	Florida Southern	Coral Gables, Fla.					
5/1	L	0-5	Florida Southern	Coral Gables, Fla.					
5/1	W	9-1	Florida Southern	Coral Gables, Fla.					
5/7	W	15-1	Stetson	Coral Gables, Fla.					
5/8	W	3-2	Stetson	Coral Gables, Fla.					
5/8	L	6-8	Stetson	Coral Gables, Fla.					

1967

23-15-1 (.590)

3/3	L	4-9	Florida State	Coral Gables, Fla.
3/4	L	5-6	Florida State	Coral Gables, Fla.
3/11	W	6-3	Florida Southern	Coral Gables, Fla.
3/11	L	7-13	Florida Southern	Coral Gables, Fla.
3/18	W	3-2	Rutgers	Coral Gables, Fla.
3/18	W	2-1	Rutgers	Coral Gables, Fla.
3/20	L	3-11	Michigan State	Coral Gables, Fla.
3/21	L	2-6	Rutgers	Coral Gables, Fla.
3/22	W	5-1	Michigan State	Coral Gables, Fla.
3/23	W	5-4	Army	Coral Gables, Fla.
3/24	T	1-1	Army	Coral Gables, Fla.
3/25	W	2-1	Michigan State	Coral Gables, Fla.
3/26*	W	11-0	Italian Olympic	Coral Gables, Fla.
3/27	W	12-1	Furman	Coral Gables, Fla.
3/28	W	6-2	Furman	Coral Gables, Fla.
3/28	W	7-4	Furman	Coral Gables, Fla.
3/29	W	3-0	Duke	Coral Gables, Fla.
3/30	W	1-0	Wesleyan	Coral Gables, Fla.
3/31	W	4-2	Wesleyan	Coral Gables, Fla.
4/1	W	8-4	Duke	Coral Gables, Fla.
4/1	W		Michigan State	Coral Gables, Fla.
4/8	L	1-8	Florida	Gainesville, Fla.
4/8	W	5-4	Florida	Gainesville, Fla.
4/17	L	3-4	Georgia Southern (10)	Statesboro, Ga.
4/18	L	2-3	Georgia Southern	Statesboro, Ga.
4/19	W	5-2	Mercer (14)	Macon, Ga.
4/21	L	2-6	Georgia Tech	Atlanta, Ga.
4/22	L	1-2	Georgia Tech	Atlanta, Ga.
4/22	L	2-4	Georgia Tech	Atlanta, Ga.
4/25	W	11-0	USF	Coral Gables, Fla.
4/26	L	8-9	USF	Coral Gables, Fla.
5/1	W	5-0	Tampa	Coral Gables, Fla.
5/2	W	10-0	Tampa	Coral Gables, Fla.
5/5	L	5-6	Rollins	Winter Park, Fla.
5/6	L	5-10	Rollins	Winter Park, Fla.
5/8	W	9-0	Stetson	DeLand, Fla.
5/9	W	10-5	Stetson	DeLand, Fla.

1966

19-18-1 (.500)

3/4	W	10-5	Florida	Coral Gables, Fla.
3/5	L	3-4	Florida	Coral Gables, Fla.
3/5	L	5-6	Florida	Coral Gables, Fla.
3/14	W	10-4	Florida Southern	Lakeland, Fla.
3/14	L	0-2	Florida Southern	Lakeland, Fla.
3/19	L	3-10	Ohio State	Coral Gables, Fla.
3/19	W	7-6	Ohio State	Coral Gables, Fla.
3/21	W	12-0	New York U.	Coral Gables, Fla.
3/22	W	16-2	New York U.	Coral Gables, Fla.
3/23	W	6-2	Michigan State	Coral Gables, Fla.
3/24	T	6-6	Michigan State	Coral Gables, Fla.
3/25	L	1-3	Army	Coral Gables, Fla.
3/26	L	0-5	Ohio State	Coral Gables, Fla.
3/26	W	7-3	Army	Coral Gables, Fla.
3/28	L	1-3	Duke (10)	Coral Gables, Fla.

HURRICANES BASEBALL HISTORY

4/20	W	6-2	Tulane	Coral Gables, Fla.
4/27	L	6-7	Florida (13)	Gainesville, Fla.
4/28	L	3-9	Florida	Gainesville, Fla.
5/1	L	0-2	Rollins	Coral Gables, Fla.
5/2	L	2-8	Rollins	Coral Gables, Fla.
5/5	W	9-1	Biscayne	Coral Gables, Fla.
5/8	L	4-11	Florida State	Tallahassee, Fla.
5/9	L	2-6	Florida State	Tallahassee, Fla.
5/11	W	8-7	Florida A&M	Tallahassee, Fla.
5/11	L	2-3	Florida A&M	Tallahassee, Fla.

1971

35-11 (.761)

NCAA TOURNAMENT

3/5	W	2-0	Florida	Coral Gables, Fla.
3/6	W	7-5	Florida	Coral Gables, Fla.
3/8	W	8-0	Union	Coral Gables, Fla.
3/8	W	5-0	Union	Coral Gables, Fla.
3/9	W	4-1	Union	Coral Gables, Fla.
3/15	W	5-1	Florida Southern	Coral Gables, Fla.
3/16	L	5-8	Florida Southern	Coral Gables, Fla.
3/17	W	5-1	Delaware	Coral Gables, Fla.
3/18	W	6-5	Delaware	Coral Gables, Fla.
3/20	L	4-5	Florida State (10)	Coral Gables, Fla.
3/21	W	5-4	Florida State (10)	Coral Gables, Fla.
3/22	L	2-10	Michigan State	Coral Gables, Fla.
3/23	W	7-6	Ohio State	Coral Gables, Fla.
3/24	W	11-5	Rutgers	Coral Gables, Fla.
3/25	W	14-8	Rutgers	Coral Gables, Fla.
3/26	W	12-2	Ohio State	Coral Gables, Fla.
3/27	L	0-4	Michigan State	Coral Gables, Fla.
3/29	W	10-1	Penn State	Coral Gables, Fla.
3/30	W	9-3	Cornell	Coral Gables, Fla.
3/31	L	0-6	Michigan State	Coral Gables, Fla.
4/1	W	6-5	Penn State	Coral Gables, Fla.
4/1	W	4-2	Michigan State	Coral Gables, Fla.
4/2	W	6-3	Cornell	Coral Gables, Fla.
4/8	W	1-0	Florida A&M	Tallahassee, Fla.
4/9	L	5-7	Florida State	Tallahassee, Fla.
4/10	W	7-4	Florida State	Tallahassee, Fla.
4/14	W	6-2	Biscayne	Coral Gables, Fla.
4/16	W	9-1	Pace	Coral Gables, Fla.
4/17	W	4-0	Tulane	Coral Gables, Fla.
4/17	L	3-4	Tulane	Coral Gables, Fla.
4/18	W	7-5	Tulane	Coral Gables, Fla.
4/21	W	21-4	Biscayne (8)	Miami, Fla.
4/23	W	6-3	USF	Tampa, Fla.
4/24	W	4-1	USF	Tampa, Fla.
4/26	W	13-5	Florida	Gainesville, Fla.
4/27	W	1-0	Florida (12)	Gainesville, Fla.
4/30	W	13-0	Tampa (7)	Coral Gables, Fla.
5/1	W	11-8	Tampa	Coral Gables, Fla.
5/5	W	7-0	Biscayne	Coral Gables, Fla.
5/7	W	8-7	Rollins	Winter Park, Fla.
5/8	L	0-5	Rollins	Winter Park, Fla.
5/10	L	0-2	Stetson	DeLand, Fla.
5/11	W	4-3	Stetson	DeLand, Fla.
5/27+	W	4-3	Georgia Tech	Gastonia, N.C.
5/28+	L	3-7	Mississippi State	Gastonia, N.C.
5/29+	L	3-5	Georgia Tech	Gastonia, N.C.

1972

32-17 (.653)

2/25	L	5-8	Jacksonville	Coral Gables, Fla.
2/26	W	8-3	Jacksonville	Coral Gables, Fla.
3/3	W	18-6	Florida	Coral Gables, Fla.
3/4	L	3-6	Florida	Coral Gables, Fla.
3/8	W	7-2	Biscayne	Coral Gables, Fla.
3/10	L	3-6	St. Joseph's	Coral Gables, Fla.
3/11	W	7-1	St. Joseph's	Coral Gables, Fla.
3/11	W	4-3	St. Joseph's	Coral Gables, Fla.
3/12	W	5-2	St. Joseph's	Coral Gables, Fla.
3/17	L	4-10	New Hampshire	Coral Gables, Fla.
3/18	W	9-3	New Hampshire	Coral Gables, Fla.
3/19	L	4-7	Florida State	Coral Gables, Fla.
3/21	W	13-3	Ohio State	Coral Gables, Fla.
3/22	W	6-5	Michigan State (10)	Coral Gables, Fla.
3/23	W	6-0	Southern Illinois	Coral Gables, Fla.
3/24	L	4-7	Ohio State	Coral Gables, Fla.
3/25	W	3-2	Michigan State (10)	Coral Gables, Fla.
3/26	L	1-7	Southern Illinois	Coral Gables, Fla.
3/27	W	3-1	Bernard Baruch	Coral Gables, Fla.
3/28	W	9-0	Lafayette	Coral Gables, Fla.
3/29	L	1-6	Michigan State	Coral Gables, Fla.
3/30	W	5-4	Bernard Baruch	Coral Gables, Fla.
3/31	W	9-0	Lafayette (F)	Coral Gables, Fla.
4/1	W	6-0	Michigan State	Coral Gables, Fla.
4/3	W	5-4	Rollins (10)	Coral Gables, Fla.
4/3	L	3-10	Rollins	Coral Gables, Fla.
4/5	W	3-0	LSU	New Orleans, La.
4/5	W	12-3	Bradley	New Orleans, La.
4/6	L	3-4	Loyola (MD) (11)	New Orleans, La.
4/7	W	8-3	Loyola (MD)	New Orleans, La.
4/8	L	6-7	Tulane	New Orleans, La.
4/9	L	1-3	Tulane	New Orleans, La.
4/14	W	22-4	South Florida	Coral Gables, Fla.
4/15	L	1-5	USF	Coral Gables, Fla.
4/17	W	10-6	Florida	Gainesville, Fla.
4/18	L	3-6	Florida	Gainesville, Fla.
4/21	W	3-2	Tampa	Coral Gables, Fla.
4/22	W	3-2	Tampa	Coral Gables, Fla.
4/26	W	11-1	Biscayne	Miami, Fla.
4/28	L	0-1	Florida Southern	Lakeland, Fla.
4/29	L	4-5	Florida Southern	Lakeland, Fla.
5/2	W	9-0	Biscayne	Coral Gables, Fla.
5/5	W	2-1	Stetson	Coral Gables, Fla.
5/6	W	7-0	Stetson	Coral Gables, Fla.
5/10	W	5-4	Florida State	Tallahassee, Fla.
5/11	W	4-3	Florida State	Tallahassee, Fla.
5/11	L	3-4	Florida State (10)	Tallahassee, Fla.
5/12	W	15-0	Florida A&M	Tallahassee, Fla.
5/13	W	7-1	Florida A&M	Tallahassee, Fla.

1973

42-17 (.712)

NCAA TOURNAMENT

2/16	W	5-1	Florida State	Coral Gables, Fla.
2/23	W	4-3	Jacksonville (14)	Coral Gables, Fla.
2/24	W	9-8	Jacksonville	Coral Gables, Fla.
3/2	W	7-0	Florida	Coral Gables, Fla.
3/3	W	11-1	Florida	Coral Gables, Fla.
3/6	W	9-2	St. Joseph's	Coral Gables, Fla.
3/7	W	4-3	St. Joseph's	Coral Gables, Fla.
3/9	W	7-0	Stetson	DeLand, Fla.

HURRICANES BASEBALL HISTORY

3/10	W	4-0	Stetson	DeLand, Fla.	3/5	W	9-2	St. Joseph's	Coral Gables, Fla.
3/10	L	2-4	Stetson	DeLand, Fla.	3/6	W	5-2	St. Joseph's	Coral Gables, Fla.
3/13	W	11-7	Middle Tennessee	Coral Gables, Fla.	3/8	L	0-1	Florida Southern (10)	Lakeland, Fla.
3/14	L	1-3	FIU	Coral Gables, Fla.	3/9	W	3-2	Florida Southern	Lakeland, Fla.
3/15	W	8-0	Middle Tennessee	Coral Gables, Fla.	3/11	W	7-4	Indiana	Coral Gables, Fla.
3/16	W	6-3	Middle Tennessee	Coral Gables, Fla.	3/12	W	4-2	Indiana	Coral Gables, Fla.
3/17	W	13-12	Southern Illinois	Coral Gables, Fla.	3/12	W	7-6	Indiana	Coral Gables, Fla.
3/18	W	12-1	Southern Illinois	Coral Gables, Fla.	3/13	W	9-3	Memphis	Coral Gables, Fla.
3/19	W	6-5	Ohio State	Coral Gables, Fla.	3/14	W	5-2	Memphis	Coral Gables, Fla.
3/20	L	3-4	Cornell	Coral Gables, Fla.	3/16	W	3-2	Florida State	Coral Gables, Fla.
3/20	L	3-6	Cornell	Coral Gables, Fla.	3/17	W	4-3	Florida State	Coral Gables, Fla.
3/21	W	15-2	Michigan State	Coral Gables, Fla.	3/18	W	4-3	Seton Hall (10)	Coral Gables, Fla.
3/22	W	8-1	Michigan State	Coral Gables, Fla.	3/19	W	16-1	Ohio State	Coral Gables, Fla.
3/23	W	10-4	Ohio State	Coral Gables, Fla.	3/20	W	5-2	Buffalo	Coral Gables, Fla.
3/24	L	6-7	Florida State	Coral Gables, Fla.	3/20	W	6-2	Seton Hall	Coral Gables, Fla.
3/25	L	2-8	Florida State	Coral Gables, Fla.	3/22	W	16-1	Buffalo	Coral Gables, Fla.
3/26	W	10-0	Army	Coral Gables, Fla.	3/22	W	5-0	Ohio State	Coral Gables, Fla.
3/27	W	17-1	Northern Iowa	Coral Gables, Fla.	3/23	W	4-1	Michigan State	Coral Gables, Fla.
3/28	L	1-2	Michigan State	Coral Gables, Fla.	3/25	W	12-3	Montclair State	Coral Gables, Fla.
3/29	W	11-4	Army	Coral Gables, Fla.	3/26	W	6-1	Southern Illinois	Coral Gables, Fla.
3/30	W	6-4	Northern Iowa	Coral Gables, Fla.	3/27	W	10-3	Michigan State	Coral Gables, Fla.
3/31	L	6-13	Michigan State	Coral Gables, Fla.	3/28	W	12-3	Montclair State	Coral Gables, Fla.
4/4	W	14-2	FIU	Coral Gables, Fla.	3/29	W	6-1	Southern Illinois	Coral Gables, Fla.
4/5	W	4-3	Biscayne	Coral Gables, Fla.	3/30	W	13-3	Michigan State	Coral Gables, Fla.
4/7	W	19-2	Florida Tech	Melbourne, Fla.	4/3	W	9-4	FIU	Coral Gables, Fla.
4/9	L	6-7	Florida	Gainesville, Fla.	4/4	W	5-1	FIU	Coral Gables, Fla.
4/10	L	4-5	Florida	Gainesville, Fla.	4/8	W	4-0	Florida	Gainesville, Fla.
4/11	W	10-1	FIU	Coral Gables, Fla.	4/9	W	6-5	Florida	Gainesville, Fla.
4/13	W	4-2	Florida Southern	Coral Gables, Fla.	4/12	W	9-6	Rollins	Coral Gables, Fla.
4/14	L	0-5	Florida Southern	Coral Gables, Fla.	4/13	L	4-8	Rollins	Coral Gables, Fla.
4/19	W	10-1	Florida State	Tallahassee, Fla.	4/18	L	1-2	Florida State	Tallahassee, Fla.
4/20	L	1-4	Florida State	Tallahassee, Fla.	4/18	L	4-7	Florida State	Tallahassee, Fla.
4/21	L	0-4	Florida A&M	Tallahassee, Fla.	4/20	W	17-3	Florida State	Tallahassee, Fla.
4/21	L	2-3	Florida A&M	Tallahassee, Fla.	4/21	W	4-2	Florida A&M	Tallahassee, Fla.
4/23	W	5-3	FIU	Coral Gables, Fla.	4/21	L	5-8	Florida A&M	Tallahassee, Fla.
4/25	W	26-3	Biscayne	Coral Gables, Fla.	4/23	W	6-2	FIU	Miami, Fla.
4/27	W	3-2	Tampa	Coral Gables, Fla.	4/24	W	13-5	Biscayne	Coral Gables, Fla.
4/28	W	20-1	Tampa	Coral Gables, Fla.	4/26	W	7-2	Tampa	Coral Gables, Fla.
5/1	W	17-0	Biscayne	Coral Gables, Fla.	4/27	W	11-1	Tampa	Coral Gables, Fla.
5/2	W	16-2	Biscayne	Coral Gables, Fla.	5/1	W	19-1	Biscayne	Coral Gables, Fla.
5/4	L	3-4	Jacksonville	Jacksonville, Fla.	5/3	W	20-2	USF	Tampa, Fla.
5/5	W	15-3	Jacksonville	Jacksonville, Fla.	5/4	W	9-7	USF	Tampa, Fla.
5/7	W	6-4	Rollins	Winter Park, Fla.	5/7	W	18-1	Biscayne	Miami, Fla.
5/8	W	6-2	Rollins	Winter Park, Fla.	5/10	L	7-9	Stetson	Coral Gables, Fla.
5/11	W	6-0	Florida Tech	Coral Gables, Fla.	5/11	W	4-3	Stetson	Coral Gables, Fla.
5/12	W	10-1	Florida Tech	Coral Gables, Fla.	5/23+	W	2-1	Georgia Southern	Starkville, Miss.
5/24+	W	5-3	South Alabama	Starkville, Miss.	5/24+	W	7-1	Vanderbilt	Starkville, Miss.
5/25+	L	0-1	Georgia Southern	Starkville, Miss.	5/25+	W	5-0	South Carolina	Starkville, Miss.
5/27+	W	13-6	Appalachian State	Starkville, Miss.	5/26+	L	1-3	South Carolina	Starkville, Miss.
5/28+	W	6-5	Vanderbilt	Starkville, Miss.	5/27+	W	2-1	South Carolina	Starkville, Miss.
5/29+	L	1-4	Georgia Southern	Starkville, Miss.	6/7#	W	4-1	Harvard	Omaha, Neb.
					6/10#	W	5-1	Oklahoma	Omaha, Neb.
					6/12#	W	7-3	USC	Omaha, Neb.
					6/13#	L	3-4	Southern Illinois	Omaha, Neb.
					6/15#	L	3-7	USC	Omaha, Neb.

1974

51-11 (.823)

COLLEGE WORLD SERIES

2/22	W	3-2	Jacksonville	Coral Gables, Fla.
2/23	W	9-8	Jacksonville	Coral Gables, Fla.
2/27	W	12-0	Biscayne	Coral Gables, Fla.
3/1	W	4-3	Florida (10)	Coral Gables, Fla.
3/2	L	6-9	Florida (12)	Coral Gables, Fla.
3/3	W	3-0	Florida Tech	Coral Gables, Fla.
3/3	L	1-7	Florida Tech	Coral Gables, Fla.

1975

45-14 (.763)

NCAA TOURNAMENT

2/28	W	1-0	Jacksonville (10)	Coral Gables, Fla.
3/1	W	19-1	Jacksonville	Coral Gables, Fla.
3/2	W	10-7	St. Joseph's	Coral Gables, Fla.

HURRICANES BASEBALL HISTORY

3/2	W	4-1	St. Joseph's	Coral Gables, Fla.
3/4	W	12-5	Stetson	DeLand, Fla.
3/5	W	5-2	Stetson	DeLand, Fla.
3/7	L	2-8	Florida	Gainesville, Fla.
3/8	L	1-2	Florida	Gainesville, Fla.
3/10	W	10-1	Buffalo	Coral Gables, Fla.
3/11	W	16-3	FIU	Miami, Fla.
3/12	W	6-2	Biscayne	Coral Gables, Fla.
3/13	W	8-6	Buffalo	Coral Gables, Fla.
3/14	W	11-0	Mercer	Coral Gables, Fla.
3/15	W	4-2	Michigan State	Coral Gables, Fla.
3/16	W	8-5	Buffalo	Coral Gables, Fla.
3/18	L	2-6	Mercer	Coral Gables, Fla.
3/18	W	14-1	Michigan State	Coral Gables, Fla.
3/19	W	6-1	Michigan State	Coral Gables, Fla.
3/20	W	3-2	Buffalo	Coral Gables, Fla.
3/21	L	1-3	LSU	Coral Gables, Fla.
3/22	W	9-2	LSU	Coral Gables, Fla.
3/23	W	13-0	LSU	Coral Gables, Fla.
3/25	L	0-3	Florida State	Coral Gables, Fla.
3/26	W	2-0	Florida State	Coral Gables, Fla.
3/26	L	7-10	Florida State	Coral Gables, Fla.
3/27	W	7-4	Army	Coral Gables, Fla.
3/28	W	13-1	Army	Coral Gables, Fla.
3/29	W	7-0	Army	Coral Gables, Fla.
3/30	L	6-14	Westchester State	Coral Gables, Fla.
3/31	L	3-5	Westchester State	Coral Gables, Fla.
4/1	W	8-6	FIU	Coral Gables, Fla.
4/4	L	0-8	Florida State	Tallahassee, Fla.
4/5	L	2-5	Florida State	Tallahassee, Fla.
4/8	W	3-2	FIU	Coral Gables, Fla.
4/9	W	2-1	Biscayne	Miami, Fla.
4/11	W	6-2	USF	Coral Gables, Fla.
4/12	W	6-2	USF	Coral Gables, Fla.
4/13	W	12-1	Tampa	Coral Gables, Fla.
4/15	W	6-5	Tampa	Coral Gables, Fla.
4/16	W	7-1	Biscayne	Coral Gables, Fla.
4/18	W	3-2	Tulane	Coral Gables, Fla.
4/19	W	9-8	Tulane	Coral Gables, Fla.
4/20	W	2-1	Tulane	Coral Gables, Fla.
4/22	W	9-3	FIU	Miami, Fla.
4/23	W	3-2	Florida Southern (10)	Coral Gables, Fla.
4/24	W	5-4	Florida Southern	Coral Gables, Fla.
4/25	W	3-1	Eckerd	Coral Gables, Fla.
4/26	W	3-1	Eckerd	Coral Gables, Fla.
5/1	W	8-0	Biscayne	Coral Gables, Fla.
5/3	W	6-1	Florida	Coral Gables, Fla.
5/4	W	6-5	Florida	Coral Gables, Fla.
5/6	W	5-2	Jacksonville	Jacksonville, Fla.
5/7	W	1-0	Jacksonville	Jacksonville, Fla.
5/8	L	5-6	Rollins	Winter Park, Fla.
5/9	L	0-1	Florida Tech	Orlando, Fla.
5/23+	L	0-1	Florida State	Starkville, Miss.
5/24+	W	8-7	Murray State	Starkville, Miss.
5/24+	W	8-1	LSU	Starkville, Miss.
5/25+	L	5-6	Florida State	Starkville, Miss.

1976

41-15 (.732)

NCAA TOURNAMENT

2/23	L	1-5	Florida State	Coral Gables, Fla.
2/27	W	4-1	Tampa	Coral Gables, Fla.
2/28	W	4-0	Tampa	Coral Gables, Fla.
3/1	L	2-12	Florida	Gainesville, Fla.
3/2	L	6-9	Florida	Gainesville, Fla.
3/3	W	6-3	Florida Southern	Lakeland, Fla.
3/4	W	3-1	Tampa	Tampa, Fla.
3/5	W	1-0	USF	Tampa, Fla.
3/6	L	0-3	USF	Tampa, Fla.
3/8	W	10-2	North Carolina	Coral Gables, Fla.
3/9	W	2-1	North Carolina (10)	Coral Gables, Fla.
3/9	W	2-1	North Carolina	Coral Gables, Fla.
3/10	L	4-6	North Carolina	Coral Gables, Fla.
3/12	W	4-3	Westchester State	Coral Gables, Fla.
3/13	W	13-0	Southern Illinois	Coral Gables, Fla.
3/14	W	19-3	Southern Illinois	Coral Gables, Fla.
3/15	L	2-9	Southern Illinois	Coral Gables, Fla.
3/16	W	9-6	Southern Illinois	Coral Gables, Fla.
3/17	W	4-1	Mercer	Coral Gables, Fla.
3/18	W	5-4	Mercer	Coral Gables, Fla.
3/19	W	11-3	Mercer	Coral Gables, Fla.
3/20	W	6-2	Michigan State	Coral Gables, Fla.
3/22	W	10-1	Massachusetts	Coral Gables, Fla.
3/23	W	9-3	Seton Hall	Coral Gables, Fla.
3/24	W	6-5	Michigan State	Coral Gables, Fla.
3/25	W	18-6	Massachusetts	Coral Gables, Fla.
3/26	W	5-1	Seton Hall	Coral Gables, Fla.
3/27	W	9-6	Michigan State	Coral Gables, Fla.
3/29	W	10-0	Michigan State	Coral Gables, Fla.
3/29	W	9-3	Michigan State	Coral Gables, Fla.
3/30	W	13-3	Michigan State	Coral Gables, Fla.
4/1	W	3-1	Maine	Coral Gables, Fla.
4/2	W	8-2	Maine	Coral Gables, Fla.
4/3	W	7-5	Maine	Coral Gables, Fla.
4/5*	L	4-11	Baltimore Orioles	Coral Gables, Fla.
4/8	W	6-3	Biscayne	Miami, Fla.
4/9	W	2-0	Eckerd	Coral Gables, Fla.
4/10	L	4-5	Eckerd	Coral Gables, Fla.
4/14	W	11-1	FIU	Miami, Fla.
4/16	W	6-2	Biscayne	Coral Gables, Fla.
4/17	W	10-1	Biscayne	Miami, Fla.
4/20	L	11-12	FIU	Miami, Fla.
4/22	W	7-4	Jacksonville	Jacksonville, Fla.
4/23	L	0-2	Jacksonville	Jacksonville, Fla.
4/27	W	15-5	FIU	Coral Gables, Fla.
4/28	L	2-3	Biscayne (13)	Coral Gables, Fla.
4/29	L	6-7	FIU	Coral Gables, Fla.
4/30	W	14-1	Stetson	Coral Gables, Fla.
5/1	W	6-5	Stetson (12)	Coral Gables, Fla.
5/3	L	1-6	Georgia Southern	Statesboro, Ga.
5/4	W	8-2	Georgia Southern	Statesboro, Ga.
5/5	W	6-1	Florida State	Tallahassee, Fla.
5/6	W	9-7	Florida State	Tallahassee, Fla.
5/6	L	4-20	Florida State	Tallahassee, Fla.
5/28+	L	3-11	Oklahoma	Arlington, Texas
5/29+	W	6-0	Lamar	Arlington, Texas
5/30+	L	0-5	Texas	Arlington, Texas

HURRICANES BASEBALL HISTORY

1977

NCAA TOURNAMENT

2/18	L	6-7	Stetson	DeLand, Fla.
2/19	W	6-0	Stetson	DeLand, Fla.
2/22	W	5-0	St. Leo	Coral Gables, Fla.
2/23	W	6-5	St. Leo	Coral Gables, Fla.
2/25	L	6-9	Florida	Coral Gables, Fla.
2/26	W	5-4	Florida	Coral Gables, Fla.
3/1	W	3-2	FIU	Coral Gables, Fla.
3/2	W	10-2	Biscayne	Miami, Fla.
3/5	W	6-5	Florida Southern (12)	Coral Gables, Fla.
3/7	L	1-4	LSU	Baton Rouge, La.
3/8	W	6-4	LSU	Baton Rouge, La.
3/9	L	0-1	LSU	New Orleans, La.
3/10	W	2-1	LSU	New Orleans, La.
3/11	W	11-6	Tulane	New Orleans, La.
3/14	L	4-7	Miami (OH)	Coral Gables, Fla.
3/15	W	6-3	Biscayne	Coral Gables, Fla.
3/16	W	4-3	Biscayne	Coral Gables, Fla.
3/17	L	4-5	Miami (OH)	Coral Gables, Fla.
3/18	W	16-5	Seton Hall	Coral Gables, Fla.
3/19	W	13-7	Southern Illinois	Coral Gables, Fla.
3/20	W	18-3	Bowling Green	Coral Gables, Fla.
3/21	W	4-3	Massachusetts (10)	Coral Gables, Fla.
3/22	W	8-1	Maine	Coral Gables, Fla.
3/23	L	4-7	Southern Illinois	Coral Gables, Fla.
3/24	L	2-3	Massachusetts (11)	Coral Gables, Fla.
3/25	W	6-1	Maine	Coral Gables, Fla.
3/26	W	1-0	Southern Illinois	Coral Gables, Fla.
3/27	W	8-7	Maine	Coral Gables, Fla.
3/29	W	12-5	FIU	Miami, Fla.
3/30	W	10-3	Buffalo	Coral Gables, Fla.
3/31*	L	7-11	Baltimore Orioles	Coral Gables, Fla.
4/1	W	11-0	Buffalo	Coral Gables, Fla.
4/2	W	11-3	Jacksonville	Coral Gables, Fla.
4/3	L	3-6	Jacksonville	Coral Gables, Fla.
4/4	W	7-5	Buffalo	Coral Gables, Fla.
4/5	W	12-0	Buffalo	Coral Gables, Fla.
4/7	W	10-1	Tampa	Coral Gables, Fla.
4/8	W	10-1	Georgia Southern	Coral Gables, Fla.
4/9	W	4-3	Georgia Southern	Coral Gables, Fla.
4/11	W	13-4	Buffalo	Coral Gables, Fla.
4/12	W	3-0	Buffalo	Coral Gables, Fla.
4/15	W	17-10	USF	Coral Gables, Fla.
4/16	W	15-4	USF	Coral Gables, Fla.
4/19	L	10-14	Florida State	Tallahassee, Fla.
4/20	W	10-4	Florida State	Tallahassee, Fla.
4/22	W	4-0	Biscayne	Coral Gables, Fla.
4/23	W	7-5	Biscayne	Coral Gables, Fla.
4/25	W	12-10	Florida State	Coral Gables, Fla.
4/26	W	12-3	Florida State	Coral Gables, Fla.
4/26	W	10-2	Florida State	Coral Gables, Fla.
4/29	W	13-4	Eckerd	Coral Gables, Fla.
4/30	L	3-4	Eckerd	Coral Gables, Fla.
5/4	W	7-6	FIU	Miami, Fla.
5/20+	W	6-1	Morehead State	Coral Gables, Fla.
5/21+	W	5-2	Mississippi	Coral Gables, Fla.
5/22+	W	10-3	Clemson	Coral Gables, Fla.
5/22+	L	9-10	Clemson	Coral Gables, Fla.
5/23+	L	2-7	Clemson	Coral Gables, Fla.

44-13 (.772)

1978

COLLEGE WORLD SERIES

2/17	W	5-0	Florida Tech	Coral Gables, Fla.
2/25	L	4-5	Florida	Gainesville, Fla.
2/26	L	3-4	Florida	Gainesville, Fla.
2/27	W	5-2	Florida A&M	Coral Gables, Fla.
2/28	W	13-2	Florida A&M	Coral Gables, Fla.
3/1	W	9-5	Biscayne	Miami, Fla.
3/3	W	7-5	Jacksonville	Coral Gables, Fla.
3/4	W	3-1	Jacksonville	Coral Gables, Fla.
3/6	W	11-0	St. Joseph's	Coral Gables, Fla.
3/7	W	6-4	St. Joseph's	Coral Gables, Fla.
3/9	W	27-3	Florida Tech	Orlando, Fla.
3/10	W	10-1	Florida Tech	Orlando, Fla.
3/11	W	7-4	Florida Tech	Orlando, Fla.
3/13	W	14-2	Biscayne	Miami, Fla.
3/15	W	7-1	New York Tech	Coral Gables, Fla.
3/15	W	6-5	New York Tech	Coral Gables, Fla.
3/16	W	3-2	Western Kentucky	Coral Gables, Fla.
3/17	L	0-12	Southern Illinois	Coral Gables, Fla.
3/18	L	4-7	Miami (OH)	Coral Gables, Fla.
3/19	W	5-1	Bowling Green	Coral Gables, Fla.
3/20	W	8-1	Westchester State	Coral Gables, Fla.
3/21	W	3-1	Southern Illinois	Coral Gables, Fla.
3/22	W	3-0	Massachusetts	Coral Gables, Fla.
3/23	W	5-2	Westchester State	Coral Gables, Fla.
3/24	W	4-2	Southern Illinois	Coral Gables, Fla.
3/25	W	19-4	Massachusetts	Coral Gables, Fla.
3/27	W	12-2	Howard	Coral Gables, Fla.
3/27	W	3-1	Buffalo	Coral Gables, Fla.
3/28	W	6-1	Glassboro State	Coral Gables, Fla.
3/29	W	3-2	Buffalo (10)	Coral Gables, Fla.
3/30	W	8-1	Buffalo	Coral Gables, Fla.
3/31	W	4-2	Buffalo	Coral Gables, Fla.
4/1	L	4-6	Buffalo	Coral Gables, Fla.
4/2	W	3-1	Buffalo	Coral Gables, Fla.
4/5*	L		Montreal Expos	Coral Gables, Fla.
4/8	W	5-4	Tampa	Coral Gables, Fla.
4/8	W	9-2	Tampa	Coral Gables, Fla.
4/9	L	1-2	USF	Coral Gables, Fla.
4/11	L	4-6	Biscayne	Miami, Fla.
4/14	W	8-1	Mercer	Atlanta, Ga.
4/14	W	8-4	Mercer	Atlanta, Ga.
4/15	W	12-4	Troy	Atlanta, Ga.
4/16	W	18-3	Georgia Tech	Atlanta, Ga.
4/18	W	10-6	FIU	Miami, Fla.
4/21	L	2-3	USF	Tampa, Fla.
4/22	W	3-1	USF	Tampa, Fla.
4/26	W	4-1	Biscayne	Coral Gables, Fla.
4/28	W	10-2	Stetson	Coral Gables, Fla.
4/29	W	5-4	Stetson (10)	Coral Gables, Fla.
5/3	W	3-2	Florida Int'l (10)	Coral Gables, Fla.
5/9	W	6-1	Georgia Southern	Statesboro, Ga.
5/10	W	7-5	Georgia Southern	Statesboro, Ga.
5/11	L	3-6	Jacksonville	Jacksonville, Fla.
5/12	W	7-6	Jacksonville	Jacksonville, Fla.
5/19+	L	5-8	Clemson	Coral Gables, Fla.
5/20+	W	7-2	Florida State	Coral Gables, Fla.
5/21+	W	7-5	Clemson	Coral Gables, Fla.
5/21+	W	6-0	Marshall	Coral Gables, Fla.
5/22+	W	5-1	Marshall	Coral Gables, Fla.
6/2#	L	3-9	USC	Omaha, Neb.

50-12 (.806)

HURRICANES BASEBALL HISTORY

6/3#	W	12-1	Baylor	Omaha, Neb.
6/5#	W	5-3	Oral Roberts	Omaha, Neb.
6/7#	L	11-3	Arizona State	Omaha, Neb.

1979

55-11 (.833)

COLLEGE WORLD SERIES

2/16	W	7-5	Marshall	Coral Gables, Fla.
2/17	W	8-3	Marshall	Coral Gables, Fla.
2/23	W	11-3	FIU	Coral Gables, Fla.
2/24	W	12-4	FIU	Coral Gables, Fla.
3/1	W	17-0	Florida A&M	Coral Gables, Fla.
3/2	W	14-0	Florida A&M	Coral Gables, Fla.
3/3	W	8-2	Florida	Coral Gables, Fla.
3/4	W	5-2	Florida	Coral Gables, Fla.
3/5	W	20-8	James Madison	Coral Gables, Fla.
3/6	W	6-2	St. Joseph's	Coral Gables, Fla.
3/7	L	0-6	Jacksonville	Jacksonville, Fla.
3/9	W	8-5	St. Joseph's	Coral Gables, Fla.
3/10	W	11-6	Ithaca	Coral Gables, Fla.
3/10	W	11-2	Southern Illinois	Coral Gables, Fla.
3/11	W	21-0	Ithaca	Coral Gables, Fla.
3/12	L	1-2	Oklahoma State	Coral Gables, Fla.
3/13	L	0-7	Southern Illinois	Coral Gables, Fla.
3/14	W	3-1	Texas A&M	Coral Gables, Fla.
3/15	W	6-0	Oklahoma State	Coral Gables, Fla.
3/16	W	5-3	Southern Illinois	Coral Gables, Fla.
3/17	L	3-4	Texas A&M (12)	Coral Gables, Fla.
3/19	W	9-0	Arizona State	Coral Gables, Fla.
3/20	W	10-1	Arizona State	Coral Gables, Fla.
3/21	W	11-9	Arizona State	Coral Gables, Fla.
3/22	W	7-4	Georgia Southern	Coral Gables, Fla.
3/23	W	10-6	Georgia Southern	Coral Gables, Fla.
3/24	W	10-1	Bowling Green	Coral Gables, Fla.
3/26	W	12-5	Long Island	Coral Gables, Fla.
3/27	W	10-3	St. Francis Brooklyn	Coral Gables, Fla.
3/28	L	1-3	Glassboro State	Coral Gables, Fla.
3/28	W	15-5	St. Francis Brooklyn	Coral Gables, Fla.
3/29	W	9-4	Glassboro State	Coral Gables, Fla.
3/30	W	4-3	Florida State	Coral Gables, Fla.
3/31	W	5-3	Florida State	Coral Gables, Fla.
4/1*	L	3-5	Baltimore Orioles	Coral Gables, Fla.
4/2	W	22-14	Jacksonville	Coral Gables, Fla.
4/3	W	5-0	Jacksonville	Coral Gables, Fla.
4/3	W	14-5	Jacksonville	Coral Gables, Fla.
4/5	W	5-3	Buffalo	Coral Gables, Fla.
4/6	L	3-9	USF	Tampa, Fla.
4/7	W	3-2	USF	Tampa, Fla.
4/8	W	8-3	Buffalo	Coral Gables, Fla.
4/8	W	10-4	Howard	Coral Gables, Fla.
4/9	W	10-7	Buffalo	Coral Gables, Fla.
4/10	W	3-0	Buffalo	Coral Gables, Fla.
4/11	L	2-9	Florida State	Tallahassee, Fla.
4/12	L	2-3	Florida State (11)	Tallahassee, Fla.
4/13	W	1-0	Florida A&M (11)	Tallahassee, Fla.
4/13	L	0-5	Florida A&M	Tallahassee, Fla.
4/14	W	5-3	Buffalo	Coral Gables, Fla.
4/15	W	10-0	Buffalo	Coral Gables, Fla.
4/18	W	10-1	Biscayne	Coral Gables, Fla.
4/20	W	12-3	Stetson	DeLand, Fla.
4/20	W	4-0	Stetson	DeLand, Fla.
4/21	W	14-10	Stetson	DeLand, Fla.

4/24	W	5-1	Biscayne	Coral Gables, Fla.
4/27	W	10-3	USF	Coral Gables, Fla.
4/28	W	14-7	USF	Coral Gables, Fla.
5/10	W	9-0	South Carolina	Columbia, S.C.
5/11	W	9-0	South Carolina (F)	Columbia, S.C.
5/13	W	3-1	South Carolina	Columbia, S.C.
5/14	W	6-1	South Carolina	Columbia, S.C.
5/18+	W	3-1	The Citadel (16)	Coral Gables, Fla.
5/19+	W	2-1	Clemson	Coral Gables, Fla.
5/20+	W	4-1	Clemson	Coral Gables, Fla.
6/1#	L	1-5	Arizona	Omaha, Neb.
6/2#	L	3-9	Pepperdine	Omaha, Neb.

1980

59-12 (.831)

COLLEGE WORLD SERIES

2/9	W	9-1	Lamar	Coral Gables, Fla.
2/10	W	11-5	Lamar	Coral Gables, Fla.
2/11	W	21-1	Lamar	Coral Gables, Fla.
2/16	W	7-0	Florida	Gainesville, Fla.
2/17	W	5-0	Florida	Gainesville, Fla.
2/18	W	5-1	Jacksonville	Jacksonville, Fla.
2/19	L	6-7	Jacksonville	Jacksonville, Fla.
2/19	W	4-0	Jacksonville	Jacksonville, Fla.
2/22	W	10-0	Florida State	Coral Gables, Fla.
2/23	W	4-3	Florida State	Coral Gables, Fla.
2/24	L	8-9	Florida State	Coral Gables, Fla.
2/26	W	7-2	St. Leo	Coral Gables, Fla.
2/27	W	20-2	St. Leo	Coral Gables, Fla.
2/29	W	2-0	South Alabama	Coral Gables, Fla.
3/1	L	4-7	South Alabama	Coral Gables, Fla.
3/2	W	7-1	South Alabama	Coral Gables, Fla.
3/4	W	6-0	St. Joseph's	Coral Gables, Fla.
3/5	W	12-4	St. Joseph's	Coral Gables, Fla.
3/6	L	1-2	Buffalo	Coral Gables, Fla.
3/7	W	4-3	USF	Tampa, Fla.
3/8	W	8-0	USF	Tampa, Fla.
3/9	W	15-8	Buffalo	Coral Gables, Fla.
3/10	W	14-7	Buffalo	Coral Gables, Fla.
3/12	W	2-0	Indiana State	Coral Gables, Fla.
3/13*	L	2-8	Baltimore Orioles	Coral Gables, Fla.
3/14	W	2-1	Oklahoma State	Coral Gables, Fla.
3/15	W	3-1	Indiana State	Coral Gables, Fla.
3/17	W	5-1	Southern Illinois	Coral Gables, Fla.
3/18	L	2-5	Southern Illinois	Coral Gables, Fla.
3/19	W	7-2	Miami (OH)	Coral Gables, Fla.
3/20	W	9-4	Southern Illinois	Coral Gables, Fla.
3/21	W	7-1	Bowling Green	Coral Gables, Fla.
3/22	W	8-1	Southern Illinois	Coral Gables, Fla.
3/25	W	11-2	Delaware	Coral Gables, Fla.
3/26	W	11-4	Florida A&M	Coral Gables, Fla.
3/27	W	20-1	Florida A&M (7)	Coral Gables, Fla.
3/28	W	8-3	Bowling Green	Coral Gables, Fla.
3/29	W	8-5	Jacksonville	Coral Gables, Fla.
3/30	W	12-5	Jacksonville	Coral Gables, Fla.
3/31	W	14-2	Jacksonville	Coral Gables, Fla.
4/2	W	9-0	South Carolina	Coral Gables, Fla.
4/3	W	5-0	South Carolina	Coral Gables, Fla.
4/4	L	5-15	South Carolina	Coral Gables, Fla.
4/5	L	1-8	South Carolina	Coral Gables, Fla.
4/8	W	10-2	FIU	Miami, Fla.
4/11	W	8-1	Texas A&M	College Station, Texas

HURRICANES BASEBALL HISTORY

4/12	W	4-1	Texas A&M (7)	College Station, Texas	3/28	W	10-3	Michigan	Coral Gables, Fla.
4/15	W	7-1	Biscayne	Coral Gables, Fla.	3/29	W	8-1	Bowling Green	Coral Gables, Fla.
4/16	W	2-4	Biscayne	Coral Gables, Fla.	4/3	W	1-0	Jacksonville	Coral Gables, Fla.
4/18	W	6-4	USF	Coral Gables, Fla.	4/4	W	4-0	Jacksonville	Coral Gables, Fla.
4/19	W	9-4	Biscayne	Coral Gables, Fla.	4/4	W	9-6	Jacksonville	Coral Gables, Fla.
4/22	L	4-6	FIU	Coral Gables, Fla.	4/5	W	21-3	Florida A&M	Coral Gables, Fla.
4/25	W	17-6	Stetson	Coral Gables, Fla.	4/6*	L	2-16	Baltimore Orioles	Coral Gables, Fla.
4/26	W	11-4	Stetson	Coral Gables, Fla.	4/8	W	6-5	Stetson	DeLand, Fla.
4/27	W	3-2	Stetson (10)	Coral Gables, Fla.	4/8	W	5-3	Stetson	DeLand, Fla.
4/29	W	13-6	FIU	Coral Gables, Fla.	4/9	L	3-9	Stetson	DeLand, Fla.
4/30	W	15-0	Biscayne	Coral Gables, Fla.	4/11	L	3-4	USF	Tampa, Fla.
5/3	W	10-6	Florida State	Tallahassee, Fla.	4/11	W	6-5	USF	Tampa, Fla.
5/4	L	5-7	Florida State	Tallahassee, Fla.	4/12	W	7-2	USF	Tampa, Fla.
5/5	W	7-5	Florida State	Tallahassee, Fla.	4/13	W	7-2	Eckerd	Coral Gables, Fla.
5/6	L	3-4	Florida A&M (10)	Tallahassee, Fla.	4/14	L	9-10	Eckerd	Coral Gables, Fla.
5/7	W	13-6	Florida A&M	Tallahassee, Fla.	4/17	W	4-2	FIU	Coral Gables, Fla.
5/8	W	9-2	Mercer	Macon, Ga.	4/22	W	5-3	Biscayne	Coral Gables, Fla.
5/9	W	8-2	Mercer	Macon, Ga.	4/24	W	8-7	FIU	Coral Gables, Fla.
5/10	W	4-3	Mercer	Macon, Ga.	4/28	L	2-4	Biscayne	Coral Gables, Fla.
5/25+	W	15-6	South Alabama	Coral Gables, Fla.	4/29	W	1-2	St. Leo	Coral Gables, Fla.
5/26+	W	10-3	James Madison	Coral Gables, Fla.	4/30	W	8-1	St. Leo	Coral Gables, Fla.
5/27+	W	10-1	Delaware	Coral Gables, Fla.	5/2	W	3-2	Florida State	Tallahassee, Fla.
5/31#	W	13-5	Clemson	Omaha, Neb.	5/3	L	4-5	Florida State	Tallahassee, Fla.
6/2#	W	3-2	Michigan	Omaha, Neb.	5/4	W	4-3	Florida State	Tallahassee, Fla.
6/3#	L	3-9	Hawaii	Omaha, Neb.	5/5	L	1-2	Florida A&M	Tallahassee, Fla.
6/4#	L	3-4	California	Omaha, Neb.	5/5	W	3-2	Florida A&M (11)	Tallahassee, Fla.
					5/6	L	7-8	Florida	Gainesville, Fla.
					5/7	W	11-4	Florida	Gainesville, Fla.
					5/8	W	4-0	FIU	Coral Gables, Fla.
					5/11	W	8-5	FIU	Miami, Fla.
					5/13	W	3-0	South Alabama	Mobile, Ala.
					5/14	W	4-1	South Alabama	Mobile, Ala.
					5/15	W	5-2	South Alabama	Mobile, Ala.
					5/21+	W	12-0	Minnesota	Coral Gables, Fla.
					5/22+	W	2-0	Middle Tennessee	Coral Gables, Fla.
					5/23+	W	14-6	Florida State	Coral Gables, Fla.
					5/24+	W	8-6	Florida	Coral Gables, Fla.
					5/31#	W	6-1	Maine	Omaha, Neb.
					6/3#	L	6-12	Oklahoma State	Omaha, Neb.
					6/4#	L	4-5	Texas	Omaha, Neb.

1981

61-10 (.859)

COLLEGE WORLD SERIES

2/6	W	7-6	USC	Coral Gables, Fla.	5/13	W	3-0	South Alabama	Mobile, Ala.
2/7	W	6-3	USC	Coral Gables, Fla.	5/14	W	4-1	South Alabama	Mobile, Ala.
2/8	W	10-9	Southern Calif. (13)	Coral Gables, Fla.	5/15	W	5-2	South Alabama	Mobile, Ala.
2/20	W	8-5	Florida	Coral Gables, Fla.	5/21+	W	12-0	Minnesota	Coral Gables, Fla.
2/21	W	2-0	Florida	Coral Gables, Fla.	5/22+	W	2-0	Middle Tennessee	Coral Gables, Fla.
2/25	W	5-3	Biscayne	Coral Gables, Fla.	5/23+	W	14-6	Florida State	Coral Gables, Fla.
2/28	W	13-2	USF	Coral Gables, Fla.	5/24+	W	8-6	Florida	Coral Gables, Fla.
3/1	W	9-2	USF	Coral Gables, Fla.	5/31#	W	6-1	Maine	Omaha, Neb.
3/1	W	17-3	USF	Coral Gables, Fla.	6/3#	L	6-12	Oklahoma State	Omaha, Neb.
3/2	W	14-4	St. Joseph's	Coral Gables, Fla.	6/4#	L	4-5	Texas	Omaha, Neb.
3/3	W	11-0	St. Joseph's	Coral Gables, Fla.					
3/4	W	15-7	St. Joseph's	Coral Gables, Fla.					
3/6	W	4-3	Florida State (10)	Coral Gables, Fla.					
3/7	W	10-8	Florida State	Coral Gables, Fla.					
3/8	W	19-4	Florida State	Coral Gables, Fla.					
3/9	W	6-3	George Washington	Coral Gables, Fla.					
3/10	W	2-0	Indiana State	Coral Gables, Fla.					
3/11	W	16-1	Indiana State	Coral Gables, Fla.					
3/12	W	9-4	Indiana State	Coral Gables, Fla.					
3/13	W	5-0	Southern Illinois	Coral Gables, Fla.					
3/14	W	6-4	Southern Illinois	Coral Gables, Fla.					
3/16	L	1-4	Miami (OH)	Coral Gables, Fla.					
3/17	W	11-4	Maine	Coral Gables, Fla.					
3/18	W	11-5	Southern Illinois	Coral Gables, Fla.					
3/19	W	6-0	Miami (OH)	Coral Gables, Fla.					
3/20	W	15-10	Maine	Coral Gables, Fla.					
3/21	W	7-4	Southern Illinois	Coral Gables, Fla.					
3/22	W	15-9	Maine	Coral Gables, Fla.					
3/23	W	12-0	Bowling Green	Coral Gables, Fla.					
3/24	W	3-2	Michigan (10)	Coral Gables, Fla.					
3/25	W	3-2	Maine	Coral Gables, Fla.					
3/27	W	12-3	Michigan	Coral Gables, Fla.					

NATIONAL CHAMPIONS

1982

55-17-1 (.753)

COLLEGE WORLD SERIES

2/5	W	10-2	California	Coral Gables, Fla.
2/6	W	8-1	California	Coral Gables, Fla.
2/7	W	10-4	California	Coral Gables, Fla.
2/11	W	3-1	Seton Hall	Coral Gables, Fla.
2/12	L	13-14	Seton Hall	Coral Gables, Fla.
2/13	W	7-3	Florida	Coral Gables, Fla.
2/14	W	6-2	Florida	Coral Gables, Fla.
2/15	W	7-2	Seton Hall	Coral Gables, Fla.
2/18	W	7-1	Biscayne	Coral Gables, Fla.
2/19	W	17-4	North Carolina	Coral Gables, Fla.
2/20	L	5-6	North Carolina	Coral Gables, Fla.
2/21	W	14-4	North Carolina	Coral Gables, Fla.
2/22	W	15-8	Mercer	Coral Gables, Fla.
2/23	W	10-2	Mercer	Coral Gables, Fla.
2/24	W	9-0	Mercer (F)	Coral Gables, Fla.
2/26	W	9-6	New Orleans	Coral Gables, Fla.

HURRICANES BASEBALL HISTORY

2/27	L	4-5	New Orleans	Coral Gables, Fla.
2/28	L	6-10	New Orleans	Coral Gables, Fla.
3/3	L	6-10	FIU	Coral Gables, Fla.
3/5	W	18-4	Florida Atlantic	Coral Gables, Fla.
3/6	W	14-6	USF	Tampa, Fla.
3/9	W	13-1	Biscayne	Coral Gables, Fla.
3/10*	W	7-6	Baltimore Orioles	Coral Gables, Fla.
3/12	W	2-1	South Carolina	Coral Gables, Fla.
3/13	W	4-3	South Carolina (12)	Coral Gables, Fla.
3/14	W	8-6	South Carolina	Coral Gables, Fla.
3/15	W	4-3	South Carolina	Coral Gables, Fla.
3/16	W	12-0	George Washington	Coral Gables, Fla.
3/17	W	10-4	Lewis	Coral Gables, Fla.
3/18	W	16-2	George Washington	Coral Gables, Fla.
3/19	W	15-2	Bowling Green	Coral Gables, Fla.
3/20	W	9-2	Lewis	Coral Gables, Fla.
3/21	W	17-7	William Patterson	Coral Gables, Fla.
3/22	W	14-1	Bowling Green	Coral Gables, Fla.
3/23*	L	4-12	Montreal Expos	West Palm Beach, Fla.
3/24	W	12-0	Bowling Green	Coral Gables, Fla.
3/26	W	6-5	Florida State (10)	Tallahassee, Fla.
3/27	L	3-5	Florida State	Tallahassee, Fla.
3/28	L	3-9	Florida State	Tallahassee, Fla.
3/30*	L	0-7	Montreal Expos	Coral Gables, Fla.
3/31	L	1-2	FIU	Coral Gables, Fla.
4/1	L	9-11	Eckerd (11)	Coral Gables, Fla.
4/2	W	5-4	USF	Coral Gables, Fla.
4/3	W	15-5	USF	Coral Gables, Fla.
4/4	W	13-12	FIU (13)	Miami, Fla.
4/6*	W	15-6	Miami Marlins	Coral Gables, Fla.
4/7*	W	6-3	Miami Marlins	Coral Gables, Fla.
4/8	W	3-2	Stetson	Coral Gables, Fla.
4/9	W	14-7	Stetson	Coral Gables, Fla.
4/10	L	2-4	Stetson	Coral Gables, Fla.
4/11	L	0-5	FIU	Miami, Fla.
4/14	W	11-3	South Carolina	Columbia, S.C.
4/15	W	12-8	South Carolina	Columbia, S.C.
4/16	L	2-6	South Carolina	Columbia, S.C.
4/17	W	19-3	South Carolina (8)	Columbia, S.C.
4/18	L	2-6	Florida	Gainesville, Fla.
4/19	W	8-7	Florida (11)	Gainesville, Fla.
4/22	W	7-2	South Alabama	Coral Gables, Fla.
4/30	W	6-2	FIU	Coral Gables
5/6	W	4-3	Florida Atlantic	Coral Gables, Fla.
5/7	W	11-5	Florida State	Coral Gables, Fla.
5/8	L	2-9	Florida State	Coral Gables, Fla.
5/9	T	7-7	Florida State (5)	Coral Gables, Fla.
5/11	L	5-6	Georgia Southern (11)	Statesboro, Ga.
5/12	W	14-5	Georgia Southern	Statesboro, Ga.
5/14	W	10-7	Georgia Tech	Atlanta, Ga.
5/15	W	13-3	Georgia Tech	Atlanta, Ga.
5/21	W	8-6	Arizona State	Tempe, Ariz.
5/22	L	1-3	Arizona State	Tempe, Ariz.
5/23	L	7-8	Arizona State	Tempe, Ariz.
5/29+	W	18-2	Stetson	Coral Gables, Fla.
5/29+	W	9-4	USF	Coral Gables, Fla.
5/30+	W	15-3	Stetson	Coral Gables, Fla.
6/4#	W	7-2	Maine	Omaha, Neb.
6/7#	W	4-3	Wichita State	Omaha, Neb.
6/10#	W	2-1	Texas	Omaha, Neb.
6/11#	W	10-4	Maine	Omaha, Neb.
6/12#	W	9-3	Wichita State	Omaha, Neb.

1983

61-21 (.744)

NCAA TOURNAMENT

2/4	L	3-4	Arizona State	Coral Gables, Fla.
2/5	W	16-5	Arizona State	Coral Gables, Fla.
2/6	W	13-5	Arizona State	Coral Gables, Fla.
2/9	L	8-9	Florida Atlantic	Coral Gables, Fla.
2/11	W	12-8	Wichita State	Coral Gables, Fla.
2/14	L	3-5	Wichita State	Coral Gables, Fla.
2/14	L	3-5	Wichita State	Coral Gables, Fla.
2/15	W	12-3	Bethune-Cookman	Coral Gables, Fla.
2/17	W	11-4	Seton Hall	Coral Gables, Fla.
2/18	W	8-4	Seton Hall	Coral Gables, Fla.
2/20	W	5-1	Florida	Coral Gables, Fla.
2/20	L	1-4	Florida	Coral Gables, Fla.
2/21	L	1-4	Georgia Tech	Coral Gables, Fla.
2/22	W	10-7	Georgia Tech	Coral Gables, Fla.
2/23	W	10-4	Georgia Tech	Coral Gables, Fla.
2/25	W	9-0	Florida State	Coral Gables, Fla.
2/26	W	4-2	Florida State	Coral Gables, Fla.
2/28	W	11-10	Mercer	Coral Gables, Fla.
3/1	W	13-6	Mercer	Coral Gables, Fla.
3/2	W	7-4	Mercer	Coral Gables, Fla.
3/3	W	8-4	FIU	Miami, Fla.
3/4	W	6-1	USF	Tampa, Fla.
3/5	W	2-1	USF	Tampa, Fla.
3/6	W	11-5	USF	Tampa, Fla.
3/8	L	3-5	Florida	Gainesville, Fla.
3/9	W	3-2	Florida	Gainesville, Fla.
3/11	W	5-1	Texas A&M	Coral Gables, Fla.
3/12	W	12-3	Southern Illinois	Coral Gables, Fla.
3/13*	L	0-4	Atlanta Braves	Coral Gables, Fla.
3/14	W	16-4	Texas A&M	Coral Gables, Fla.
3/15	W	14-5	Maine	Coral Gables, Fla.
3/17	L	7-13	Southern Illinois	Coral Gables, Fla.
3/18	W	7-5	Maine	Coral Gables, Fla.
3/19	W	9-0	Southern Illinois	Coral Gables, Fla.
3/19	W	7-3	Southern Illinois	Coral Gables, Fla.
3/20	W	7-3	Maine	Coral Gables, Fla.
3/21	W	11-2	Montclair State	Coral Gables, Fla.
3/22	W	6-1	Maine	Coral Gables, Fla.
3/23	W	5-3	Illinois-Chicago	Coral Gables, Fla.
3/24	W	17-3	Illinois-Chicago	Coral Gables, Fla.
3/25	W	10-7	USF	Coral Gables, Fla.
3/26	W	8-2	USF	Coral Gables, Fla.
3/27	W	6-5	USF	Coral Gables, Fla.
3/29	W	8-5	Biscayne	Coral Gables, Fla.
3/30	W	8-4	St. Leo	Coral Gables, Fla.
3/31*	L	7-14	Baltimore Orioles	Coral Gables, Fla.
4/5	L	4-5	Stetson	DeLand, Fla.
4/5	W	15-8	Stetson	DeLand, Fla.
4/6	W	14-6	Stetson	DeLand, Fla.
4/12	W	8-6	FIU	Coral Gables, Fla.
4/13	W	13-5	Florida Atlantic	Coral Gables, Fla.
4/15	L	5-6	Florida State	Tallahassee, Fla.
4/16	L	3-4	Florida State	Tallahassee, Fla.
4/17	L	0-5	Florida State	Tallahassee, Fla.
4/19	W	7-2	FIU	Coral Gables, Fla.
4/20	W	5-3	Biscayne	Coral Gables, Fla.
4/21	W	4-2	Florida Atlantic	Pompano Beach, Fla.
4/22	W	4-1	Stetson	Coral Gables, Fla.
4/23	W	12-9	Stetson	Coral Gables, Fla.
4/26	W	8-4	FIU	Miami, Fla.

HURRICANES BASEBALL HISTORY

4/27	W	6-2	Florida Atlantic	Coral Gables, Fla.	3/20*	L	5-13	Atlanta Braves	Coral Gables, Fla.
4/28	W	11-5	New Orleans	Coral Gables, Fla.	3/21	W	9-7	Michigan State	Coral Gables, Fla.
4/29	L	0-2	New Orleans	Coral Gables, Fla.	3/22	W	11-4	Fordham	Coral Gables, Fla.
4/30	W	9-5	New Orleans	Coral Gables, Fla.	3/23	W	5-3	Michigan State	Coral Gables, Fla.
5/1	W	5-4	New Orleans	Coral Gables, Fla.	3/24	L	4-9	Tulane	Coral Gables, Fla.
5/3	W	4-0	Biscayne	Coral Gables, Fla.	3/25	W	8-6	Cornell	Coral Gables, Fla.
5/4	W	16-5	FIU	Coral Gables, Fla.	3/28	W	8-6	Florida	Gainesville, Fla.
5/6	L	0-10	South Alabama	Mobile, Ala.	3/28	L	6-7	Florida (8)	Gainesville, Fla.
5/7	L	1-2	South Alabama (6)	Mobile, Ala.	3/30	W	11-2	USF	Coral Gables, Fla.
5/8	W	7-3	South Alabama	Mobile, Ala.	3/31	W	20-3	USF	Coral Gables, Fla.
5/10	L	2-3	New Orleans	New Orleans, La.	4/1	L	13-16	USF	Coral Gables, Fla.
5/11	W	6-5	New Orleans	New Orleans, La.	4/6	L	7-8	Alabama	Coral Gables, Fla.
5/13	L	3-4	South Carolina	Coral Gables, Fla.	4/7	L	1-7	Alabama	Coral Gables, Fla.
5/14	W	6-5	South Carolina (10)	Coral Gables, Fla.	4/8	W	8-3	Alabama	Coral Gables, Fla.
5/15	W	9-7	South Carolina	Coral Gables, Fla.	4/10	W	6-2	FIU	Coral Gables, Fla.
5/17	W	27-10	Ft. Lauderdale College	Coral Gables, Fla.	4/11	W	8-5	FIU	Miami, Fla.
5/18	W	6-1	Ft. Lauderdale College	Coral Gables, Fla.	4/13	L	2-3	Florida State	Tallahassee, Fla.
5/20	L	3-6	Cal State Fullerton	Fullerton, Calif.	4/14	W	4-3	Florida State	Tallahassee, Fla.
5/21	W	3-0	Cal State Fullerton	Fullerton, Calif.	4/15	L	4-5	Florida State (11)	Tallahassee, Fla.
5/22	L	3-4	Cal State Fullerton	Fullerton, Calif.	4/17	L	7-8	Florida Atlantic	Coral Gables, Fla.
5/27+	L	4-6	Alabama	Tallahassee, Fla.	4/20	W	14-0	LSU	Coral Gables, Fla.
5/28+	W	14-5	South Alabama	Tallahassee, Fla.	4/21	W	6-5	LSU	Coral Gables, Fla.
5/29+	W	10-5	Florida State	Tallahassee, Fla.	4/22	L	9-10	LSU	Coral Gables, Fla.
5/29+	L	9-11	Alabama	Tallahassee, Fla.	4/24	W	6-5	Florida Atlantic	Coral Gables, Fla.

1984

48-28 (.632)

COLLEGE WORLD SERIES

2/3	L	7-9	Florida	Coral Gables, Fla.	5/6	L	1-3	Maine	Orono, Maine
2/4	W	10-4	Florida State	Coral Gables, Fla.	5/6	L	0-5	Maine	Orono, Maine
2/5	L	4-6	USF	Coral Gables, Fla.	5/9	W	5-0	FIU	Miami, Fla.
2/7	L	10-11	Florida Atlantic	Coral Gables, Fla.	5/11	W	5-2	FIU	Coral Gables, Fla.
2/10	W	6-5	UCLA	Coral Gables, Fla.	5/12	W	8-3	FIU	Coral Gables, Fla.
2/11	W	7-6	UCLA	Coral Gables, Fla.	5/14	W	13-4	Oral Roberts	Tulsa, Okla.
2/12	W	7-6	UCLA	Coral Gables, Fla.	5/15	L	3-4	Oral Roberts	Tulsa, Okla.
2/14	W	17-1	Bethune-Cookman	Coral Gables, Fla.	5/17	L	7-8	Wichita State (11)	Wichita, Kan.
2/15*	W	10-0	Italian Olympic	Coral Gables, Fla.	5/18	W	14-4	Wichita State	Wichita, Kan.
2/16	L	2-5	Seton Hall	Coral Gables, Fla.	5/19	W	5-4	Wichita State	Wichita, Kan.
2/17	W	9-1	Florida	Coral Gables, Fla.	5/24+	W	6-5	Florida	Tallahassee, Fla.
2/18	L	3-10	Florida	Coral Gables, Fla.	5/26+	W	13-8	Stetson	Tallahassee, Fla.
2/19	W	15-2	Seton Hall	Coral Gables, Fla.	5/27+	L	4-6	South Alabama	Tallahassee, Fla.
2/23	W	14-4	Colorado State	Coral Gables, Fla.	5/28+	W	10-2	South Alabama	Tallahassee, Fla.
2/24	W	7-0	Florida State	Coral Gables, Fla.	6/2#	L	6-9	Arizona State	Omaha, Neb.
2/25	W	14-5	Florida State	Coral Gables, Fla.	6/3#	W	13-7	Maine	Omaha, Neb.
2/26	L	6-7	Florida State	Coral Gables, Fla.	6/6#	L	5-13	Cal State Fullerton	Omaha, Neb.
3/1	W	2-0	New Orleans	Coral Gables, Fla.					
3/2	L	2-5	New Orleans	Coral Gables, Fla.					
3/3	L	9-15	New Orleans	Coral Gables, Fla.					
3/4	W	9-3	New Orleans	Coral Gables, Fla.					
3/6	L	7-8	USF	Tampa, Fla.					
3/6	L	1-2	USF	Tampa, Fla.					
3/7	L	11-18	USF	Tampa, Fla.					
3/9	L	9-14	South Carolina	Coral Gables, Fla.					
3/10	W	6-3	South Carolina	Coral Gables, Fla.					
3/11	W	13-11	South Carolina	Coral Gables, Fla.					
3/13*	L	2-12	Baltimore Orioles	Coral Gables, Fla.					
3/14	W	4-3	Southern Illinois	Coral Gables, Fla.					
3/15	W	17-0	George Washington	Coral Gables, Fla.					
3/16	W	10-7	Southern Illinois	Coral Gables, Fla.					
3/17	W	11-7	Southern Illinois	Coral Gables, Fla.					
3/18	W	11-4	Rutgers	Coral Gables, Fla.					
3/19	W	17-0	Fordham	Coral Gables, Fla.					

NATIONAL CHAMPIONS

1985

64-16 (.800)

COLLEGE WORLD SERIES

2/1	W	14-5	South Alabama	Coral Gables, Fla.
2/2	W	12-9	South Alabama	Coral Gables, Fla.
2/3	L	5-7	South Alabama	Coral Gables, Fla.
2/5	L	3-4	USF	Tampa, Fla.
2/9	W	5-2	Arkansas	Coral Gables, Fla.
2/9	W	2-1	Arkansas	Coral Gables, Fla.
2/10	W	4-0	Arkansas	Coral Gables, Fla.
2/12	W	14-7	Armstrong State	Coral Gables, Fla.
2/13	W	15-3	Armstrong State	Coral Gables, Fla.
2/15	W	5-2	Florida	Coral Gables, Fla.
2/16	L	2-4	Florida	Coral Gables, Fla.

HURRICANES BASEBALL HISTORY

2/17	W	5-2	Florida	Coral Gables, Fla.
2/18	W	9-4	Seton Hall	Coral Gables, Fla.
2/20	L	1-4	St. Thomas	Coral Gables, Fla.
2/22	L	2-5	Florida State	Coral Gables, Fla.
2/23	W	15-4	Florida State	Coral Gables, Fla.
2/24	W	6-5	Florida State (10)	Coral Gables, Fla.
2/27	W	17-4	Tampa	Coral Gables, Fla.
2/28	W	8-6	New Orleans	Coral Gables, Fla.
3/1	W	10-0	New Orleans	Coral Gables, Fla.
3/2	W	8-3	New Orleans	Coral Gables, Fla.
3/3	W	5-3	New Orleans	Coral Gables, Fla.
3/5	W	7-3	Rice	Coral Gables, Fla.
3/6	W	11-3	Rice	Coral Gables, Fla.
3/8	W	10-1	Maine	Coral Gables, Fla.
3/9	W	9-3	Maine	Coral Gables, Fla.
3/10	W	3-2	James Madison	Coral Gables, Fla.
3/12	W	6-5	Creighton	Coral Gables, Fla.
3/13	W	14-7	Creighton	Coral Gables, Fla.
3/14	W	12-4	Southern Illinois	Coral Gables, Fla.
3/15	W	2-0	Southern Illinois	Coral Gables, Fla.
3/16	W	7-6	Southern Illinois	Coral Gables, Fla.
3/17	W	9-3	Rutgers (7)	Coral Gables, Fla.
3/18	W	14-2	Mercer	Coral Gables, Fla.
3/19	W	11-3	Michigan State	Coral Gables, Fla.
3/20	W	5-3	Maine	Coral Gables, Fla.
3/22	W	18-5	Michigan State (7)	Coral Gables, Fla.
3/23	W	5-1	Mercer	Coral Gables, Fla.
3/23	W	9-4	Maine	Coral Gables, Fla.
3/24	L	2-3	Maine (10)	Coral Gables, Fla.
3/27	W	6-3	Michigan State	Coral Gables, Fla.
3/29	W	5-1	Michigan State	Coral Gables, Fla.
3/30	L	6-7	Michigan State	Coral Gables, Fla.
4/3	W	6-2	Florida Atlantic	Coral Gables, Fla.
4/5	W	11-1	Southern Calif. (7)	Oklahoma City, Okla.
4/6	L	1-7	Oklahoma	Oklahoma City, Okla.
4/6	W	6-3	Cal State Fullerton	Oklahoma City, Okla.
4/7	W	8-6	USC	Oklahoma City, Okla.
4/9	W	12-1	Barry	Coral Gables, Fla.
4/10	W	6-3	FIU	Coral Gables, Fla.
4/12	W	3-2	Florida State	Tallahassee, Fla.
4/13	L	5-13	Florida State	Tallahassee, Fla.
4/14	W	8-5	Florida State (10)	Tallahassee, Fla.
4/16	W	5-0	Barry	Coral Gables, Fla.
4/17	W	4-3	FIU	Miami, Fla.
4/19	W	11-0	Florida	Gainesville, Fla.
4/20	W	6-4	Florida	Gainesville, Fla.
4/24	W	11-3	Florida Atlantic	Coral Gables, Fla.
4/29	W	12-10	Stetson	DeLand, Fla.
4/30	L	2-13	Stetson	DeLand, Fla.
4/30	W	4-3	Stetson	DeLand, Fla.
5/3	W	14-10	Alabama	Dothan, Ala.
5/4	L	6-12	Alabama	Tuscaloosa, Ala.
5/5	L	7-11	Alabama	Tuscaloosa, Ala.
5/11	L	6-7	UCF	Coral Gables, Fla.
5/12	W	18-5	UCF	Coral Gables, Fla.
5/12	W	28-5	UCF	Coral Gables, Fla.
5/17	W	9-0	USF	Coral Gables, Fla.
5/18	L	1-2	USF	Coral Gables, Fla.
5/19	W	8-3	USF	Coral Gables, Fla.
5/24+	W	22-6	Princeton	Coral Gables, Fla.
5/26+	W	11-6	Virginia	Coral Gables, Fla.
5/27+	L	1-8	Florida	Coral Gables, Fla.
5/28+	W	12-9	Florida	Coral Gables, Fla.

6/1#	W	17-3	Stanford	Omaha, Neb.
6/5#	L	4-8	Texas	Omaha, Neb.
6/6#	W	2-1	Oklahoma State	Omaha, Neb.
6/8#	W	6-5	Mississippi State	Omaha, Neb.
6/9#	W	2-1	Texas	Omaha, Neb.
6/11#	W	10-6	Texas	Omaha, Neb.

1986

50-17 (.746)

COLLEGE WORLD SERIES

2/8	W	5-3	Texas	Coral Gables, Fla.
2/9	W	10-7	Texas	Coral Gables, Fla.
2/11	L	2-7	USF	Tampa, Fla.
2/12	W	6-5	USF	Tampa, Fla.
2/14	W	7-6	Florida	Coral Gables, Fla.
2/15	W	7-6	Florida (10)	Coral Gables, Fla.
2/16	W	5-1	Seton Hall	Coral Gables, Fla.
2/17	W	5-0	Seton Hall	Coral Gables, Fla.
2/21	L	4-12	USF	Coral Gables, Fla.
2/22	W	21-2	USF	Coral Gables, Fla.
2/25	W	6-0	FIU	Coral Gables, Fla.
2/27	W	5-3	FIU (11)	Miami, Fla.
2/28	W	5-4	Florida Southern	Coral Gables, Fla.
3/1	W	9-7	Florida Southern	Coral Gables, Fla.
3/4	L	9-10	St. Thomas	Coral Gables, Fla.
3/7	W	7-6	Maine	Coral Gables, Fla.
3/8	W	4-1	Southern Illinois	Coral Gables, Fla.
3/11	W	6-5	Florida	Gainesville, Fla.
3/12	W	9-7	Florida	Gainesville, Fla.
3/14	W	5-2	Southern Illinois	Coral Gables, Fla.
3/16	W	2-1	Creighton	Coral Gables, Fla.
3/17	W	2-1	Maine	Coral Gables, Fla.
3/18	W	7-6	Rutgers	Coral Gables, Fla.
3/19	W	9-3	Maine	Coral Gables, Fla.
3/22	W	6-2	Maine	Coral Gables, Fla.
3/23	L	6-8	Maine	Coral Gables, Fla.
3/27	L	2-3	Michigan State	Coral Gables, Fla.
3/28	W	7-3	Bowling Green	Coral Gables, Fla.
3/29	W	3-0	Air Force	Coral Gables, Fla.
3/29	W	12-8	Bowling Green	Coral Gables, Fla.
4/1	W	9-1	Barry	Coral Gables, Fla.
4/4	W	10-5	Michigan (7)	Minneapolis, Minn.
4/5*	W	8-0	Panama Olympic	Minneapolis, Minn.
4/5	L	3-7	Minnesota	Minneapolis, Minn.
4/6	L	5-7	Michigan (10)	Minneapolis, Minn.
4/8	W	1-0	Alabama (7)	Mobile, Ala.
4/9	L	4-8	South Alabama	Mobile, Ala.
4/11	L	1-6	Florida State	Tallahassee, Fla.
4/12	W	4-3	Florida State	Tallahassee, Fla.
4/13	L	3-8	Florida State	Tallahassee, Fla.
4/16	L	8-9	FIU (13)	Miami, Fla.
4/17	W	1-6	Jacksonville	Coral Gables, Fla.
4/18	W	10-3	Jacksonville	Coral Gables, Fla.
4/19	W	12-1	Jacksonville	Coral Gables, Fla.
4/24	W	17-6	Stetson	Coral Gables, Fla.
4/25	W	12-4	Stetson	Coral Gables, Fla.
4/26	W	9-1	Stetson	Coral Gables, Fla.
4/29	W	6-3	Florida Atlantic	Coral Gables, Fla.
5/2	W	11-10	Florida State	Coral Gables, Fla.
5/3	L	6-14	Florida State	Coral Gables, Fla.
5/4	W	7-5	Florida State	Coral Gables, Fla.
5/6	W	8-7	Tampa (10)	Coral Gables, Fla.

HURRICANES BASEBALL HISTORY

5/9	W	6-5	Clemson	Greenville, S.C.	4/15	W	7-5	New Orleans	Coral Gables, Fla.
5/10	L	4-7	Clemson	Greenville, S.C.	4/17	W	19-9	Florida Atlantic	Coral Gables, Fla.
5/11	L	5-9	Clemson	Greenville, S.C.	4/18	W	18-2	Barry	Coral Gables, Fla.
5/12	W	9-6	Maine	Orono, Maine	4/21	L	2-3	Florida	Gainesville, Fla.
5/13	L	6-9	Maine	Old Orchard, Maine	4/22	L	5-6	Florida	Gainesville, Fla.
5/14	W	9-1	Maine	Old Orchard, Maine	4/24	W	4-3	James Madison	Norfolk, Va.
5/23+	W	10-8	Western Carolina	Coral Gables, Fla.	4/28	W	12-3	FIU	Coral Gables, Fla.
5/24+	W	7-5	South Carolina	Coral Gables, Fla.	5/1	W	4-3	Florida State	Coral Gables, Fla.
5/25+	W	7-6	Georgia Tech (10)	Coral Gables, Fla.	5/2	L	4-6	Florida State	Coral Gables, Fla.
5/26+	W	15-9	Georgia Tech (10)	Coral Gables, Fla.	5/3	L	6-8	Florida State	Coral Gables, Fla.
5/31#	W	6-2	Oklahoma State	Omaha, Neb.	5/8	L	3-4	North Carolina	Chapel Hill, N.C.
6/3#	L	2-7	Florida State	Omaha, Neb.	5/9	W	9-4	North Carolina	Chapel Hill, N.C.
6/5#	W	4-3	LSU	Omaha, Neb.	5/10	W	10-2	North Carolina	Chapel Hill, N.C.
6/7#	W	4-3	Arizona	Omaha, Neb.	5/17	L	3-6	New Orleans	Coral Gables, Fla.
6/8#	L	3-4	Florida State	Omaha, Neb.	5/18	L	5-6	New Orleans	Coral Gables, Fla.
					5/21+	L	6-11	Georgia Southern	Tallahassee, Fla.
					5/22+	L	2-5	Florida State	Tallahassee, Fla.

1987

35-24-1 (.583)

NCAA TOURNAMENT

2/8	L	6-16	Texas	Austin, Texas
2/9	L	7-8	Texas	Austin, Texas
2/13	L	2-4	USF	Coral Gables, Fla.
2/14	W	10-8	USF	Coral Gables, Fla.
2/15	L	5-11	Seton Hall	Coral Gables, Fla.
2/17	L	1-5	Tampa	Coral Gables, Fla.
2/20	W	7-2	LSU	New Orleans, La.
2/21	L	4-5	New Orleans (10)	New Orleans, La.
2/22	L	3-4	Tulane (11)	New Orleans, La.
2/24	W	8-1	Wake Forest	Coral Gables, Fla.
2/25	W	8-3	Wake Forest	Coral Gables, Fla.
2/27	W	4-2	Florida	Coral Gables, Fla.
2/28	W	12-4	Florida	Coral Gables, Fla.
3/3	W	4-2	USF	Tampa, Fla.
3/4	L	3-7	USF	Tampa, Fla.
3/7	W	1-6	Maine	Coral Gables, Fla.
3/8	L	9-10	Maine	Coral Gables, Fla.
3/9	W	5-1	Georgetown	Coral Gables, Fla.
3/11	W	9-4	Maine	Coral Gables, Fla.
3/13	W	9-4	Southern Illinois	Coral Gables, Fla.
3/14	W	7-0	Southern Illinois	Coral Gables, Fla.
3/15	L	2-5	Creighton	Coral Gables, Fla.
3/16	W	10-9	Creighton	Coral Gables, Fla.
3/17	L	7-12	Rutgers	Coral Gables, Fla.
3/18	W	5-0	Maine	Coral Gables, Fla.
3/20	L	2-8	Clemson	Coral Gables, Fla.
3/21	L	9-11	Clemson	Coral Gables, Fla.
3/22	T	10-10	Clemson	Coral Gables, Fla.
3/23	W	10-4	Maine	Coral Gables, Fla.
3/25	W	6-3	Michigan State	Coral Gables, Fla.
3/27	L	0-5	Arizona	Coral Gables, Fla.
3/28	W	7-3	Arizona	Coral Gables, Fla.
3/29	W	9-8	Arizona	Coral Gables, Fla.
3/31	W	8-2	Stetson	DeLand, Fla.
4/1	W	6-4	Stetson	DeLand, Fla.
4/3	W	7-4	FIU	Coral Gables, Fla.
4/4	W	12-1	FIU	Coral Gables, Fla.
4/5	L	6-7	FIU (12)	Miami, Fla.
4/7	W	6-5	Florida Southern	Coral Gables, Fla.
4/10	L	3-14	Florida State	Tallahassee, Fla.
4/11	W	1-6	Florida State	Tallahassee, Fla.
4/12	W	11-10	Florida State (11)	Tallahassee, Fla.
4/14	W	9-4	New Orleans	Coral Gables, Fla.

1988

52-14-1 (.776)

COLLEGE WORLD SERIES

2/5	W	9-0	Mercer	Coral Gables, Fla.
2/6	W	24-1	Mercer (7)	Coral Gables, Fla.
2/7	W	17-7	Mercer	Coral Gables, Fla.
2/12	W	1-0	USF	Coral Gables, Fla.
2/13	W	4-3	USF	Coral Gables, Fla.
2/14	W	9-4	Seton Hall	Coral Gables, Fla.
2/16	W	4-0	Eckerd	Coral Gables, Fla.
2/17	W	5-0	Barry	Coral Gables, Fla.
2/21	L	2-3	Florida (7)	Gainesville, Fla.
2/21	W	9-7	Florida	Gainesville, Fla.
2/23	W	10-3	Wake Forest	Coral Gables, Fla.
2/24	W	4-2	Wake Forest	Coral Gables, Fla.
2/27	L	5-8	Texas	Coral Gables, Fla.
2/28	W	3-2	Texas	Coral Gables, Fla.
3/1	W	6-2	St. Thomas	Coral Gables, Fla.
3/4	W	13-1	Maine	Coral Gables, Fla.
3/5	W	10-1	Maine	Coral Gables, Fla.
3/6	W	8-7	Purdue	Coral Gables, Fla.
3/8	W	9-2	Navy	Coral Gables, Fla.
3/10	W	8-2	Georgetown	Coral Gables, Fla.
3/11	W	7-6	Southern Illinois	Coral Gables, Fla.
3/12	W	6-5	Southern Illinois	Coral Gables, Fla.
3/13	W	11-2	Creighton	Coral Gables, Fla.
3/14	W	9-4	Creighton	Coral Gables, Fla.
3/17	W	10-5	St. Francis Brooklyn	Coral Gables, Fla.
3/18	L	3-6	Maine	Coral Gables, Fla.
3/20	W	6-5	Maine (10)	Coral Gables, Fla.
3/20	W	3-2	Maine	Coral Gables, Fla.
3/22	W	4-2	Rutgers	Coral Gables, Fla.
3/23	W	8-2	Rutgers	Coral Gables, Fla.
3/24	W	14-6	Air Force	Coral Gables, Fla.
3/25	L	6-7	Michigan State	Coral Gables, Fla.
3/26	L	4-5	Michigan State	Coral Gables, Fla.
3/27	W	10-8	Michigan State (10)	Coral Gables, Fla.
3/30	W	19-1	NcNeese State	Coral Gables, Fla.
4/1	W	11-3	Florida	Coral Gables, Fla.
4/2	W	5-3	Florida	Coral Gables, Fla.
4/5	W	15-2	Niagara	Coral Gables, Fla.
4/6	W	4-2	FIU	Miami, Fla.
4/8	W	8-3	Florida State	Tallahassee, Fla.
4/9	L	8-20	Florida State	Tallahassee, Fla.

HURRICANES BASEBALL HISTORY

4/10	T	5-5	Florida State (8)	Tallahassee, Fla.	3/28	W	5-3	Stetson	Coral Gables, Fla.
4/13	W	12-3	Florida Atlantic	Coral Gables, Fla.	3/29	L	8-9	Stetson (10)	Coral Gables, Fla.
4/15	W	8-2	Tulane	Coral Gables, Fla.	4/1	L	1-7	Florida	Gainesville, Fla.
4/16	L	1-4	Tulane	Coral Gables, Fla.	4/2	L	2-3	Florida	Gainesville, Fla.
4/18	W	11-4	USF	Tampa, Fla.	4/7	L	0-3	Florida State	Tallahassee, Fla.
4/19	L	8-11	USF	Tampa, Fla.	4/8	W	8-1	Florida State	Tallahassee, Fla.
4/22	W	8-3	FIU	Coral Gables, Fla.	4/9	L	3-11	Florida State	Tallahassee, Fla.
4/23	L	1-2	FIU	Coral Gables, Fla.	4/14	W	14-0	Florida Atlantic	Coral Gables, Fla.
4/26	W	8-5	Tampa	Coral Gables, Fla.	4/15	W	14-0	Florida Atlantic	Coral Gables, Fla.
4/29	W	9-3	Stanford	Coral Gables, Fla.	4/18	W	9-0	St. Thomas	Coral Gables, Fla.
4/30	W	7-3	Stanford	Coral Gables, Fla.	4/21	W	5-2	FIU	Coral Gables, Fla.
5/6	L	5-6	Florida State	Coral Gables, Fla.	4/22	W	7-2	FIU	Coral Gables, Fla.
5/7	W	9-7	Florida State	Coral Gables, Fla.	4/23	W	9-6	FIU	Miami, Fla.
5/8	L	3-6	Florida State	Coral Gables, Fla.	4/25	W	5-3	Boca Raton	Coral Gables, Fla.
5/13	W	8-1	Maine	Orono, Maine	4/28	W	11-5	Clemson	Clemson, S.C.
5/14	W	11-3	Maine	Old Orchard, Maine	4/29	W	10-2	Clemson	Clemson, S.C.
5/15	L	5-6	Maine (13)	Old Orchard, Maine	4/30	L	4-5	Clemson	Clemson, S.C.
5/16	W	13-5	Maine	Orono, Maine	5/2	W	7-6	Eckerd	Coral Gables, Fla.
5/20	W	6-4	Stetson	Coral Gables, Fla.	5/5	W	11-2	Florida State	Coral Gables, Fla.
5/25+	W	4-0	Towson	Coral Gables, Fla.	5/6	W	8-2	Florida State	Coral Gables, Fla.
5/28+	W	18-8	James Madison	Coral Gables, Fla.	5/7	L	4-8	Florida State	Coral Gables, Fla.
5/28+	W	4-2	Georgia Tech	Coral Gables, Fla.	5/9	L	12-13	Tampa	Coral Gables, Fla.
5/29+	W	10-3	South Carolina	Coral Gables, Fla.	5/12	W	12-3	Mercer	Coral Gables, Fla.
6/4#	L	3-6	Cal State Fullerton	Omaha, Neb.	5/13	W	9-4	Mercer	Coral Gables, Fla.
6/6#	W	8-4	Fresno State	Omaha, Neb.	5/14	W	10-3	Mercer	Coral Gables, Fla.
6/7#	L	1-2	Stanford	Omaha, Neb.	5/19	W	7-4	NC State	Chapel Hill, N.C.

1989

49-18 (.731)

COLLEGE WORLD SERIES

2/5	W	4-1	UCF	Coral Gables, Fla.
2/6	W	5-1	UCF	Coral Gables, Fla.
2/7	W	15-0	UCF	Coral Gables, Fla.
2/10	W	1-0	USF (12)	Coral Gables, Fla.
2/11	W	9-5	USF	Coral Gables, Fla.
2/17	W	4-1	Tennessee	Coral Gables, Fla.
2/18	L	5-6	Tennessee (11)	Coral Gables, Fla.
2/19	W	11-2	Seton Hall	Coral Gables, Fla.
2/20	L	1-5	Seton Hall	Coral Gables, Fla.
2/25	W	6-5	Texas	Austin, Texas
2/26	L	2-5	Texas	Austin, Texas
2/27	L	5-6	Texas	Austin, Texas
3/1	W	9-1	Barry	Coral Gables, Fla.
3/3	W	5-4	Minnesota	Coral Gables, Fla.
3/4	W	13-4	Minnesota	Coral Gables, Fla.
3/5	W	7-6	Minnesota	Coral Gables, Fla.
3/8	L	2-4	Notre Dame	Coral Gables, Fla.
3/9	W	17-0	Boston University (7)	Coral Gables, Fla.
3/10	W	6-0	Southern Illinois	Coral Gables, Fla.
3/11	W	10-6	Southern Illinois	Coral Gables, Fla.
3/12	W	2-1	Creighton (10)	Coral Gables, Fla.
3/13	W	6-5	Creighton	Coral Gables, Fla.
3/14*	L	0-5	Baltimore Orioles	Coral Gables, Fla.
3/15	W	6-3	Pace	Coral Gables, Fla.
3/17	W	8-1	Maine	Coral Gables, Fla.
3/18	W	2-0	Maine	Coral Gables, Fla.
3/19	L	3-4	Maine	Coral Gables, Fla.
3/21	L	10-13	Florida	Coral Gables, Fla.
3/22	W	4-0	Florida	Coral Gables, Fla.
3/24	W	16-8	Rutgers	Coral Gables, Fla.
3/25	W	7-4	Rutgers	Coral Gables, Fla.
3/27	W	7-5	Michigan State	Coral Gables, Fla.

1990

52-13 (.800)

NCAA TOURNAMENT

2/2	W	7-0	Seton Hall	Coral Gables, Fla.
2/3	W	17-3	Seton Hall	Coral Gables, Fla.
2/4	W	8-2	Seton Hall	Coral Gables, Fla.
2/9	W	7-4	USF	Tampa, Fla.
2/10	L	3-4	USF	Tampa, Fla.
2/11	W	4-2	UCF	Orlando, Fla.
2/14	W	7-1	Barry	Coral Gables, Fla.
2/16	W	6-5	Texas	Coral Gables, Fla.
2/17	W	7-1	Texas	Coral Gables, Fla.
2/18	W	7-6	Texas	Coral Gables, Fla.
2/21	W	10-2	St. Francis Brooklyn	Coral Gables, Fla.
2/24	L	4-5	Florida	Coral Gables, Fla.
2/24	W	12-10	Florida	Coral Gables, Fla.
2/25	W	17-1	St. Francis Brooklyn	Coral Gables, Fla.
2/28	W	15-7	Eckerd	Coral Gables, Fla.
3/3	W	6-3	Florida	Gainesville, Fla.
3/4	W	8-2	Florida	Gainesville, Fla.
3/5	W	4-1	Stetson	DeLand, Fla.
3/6	W	5-4	Stetson (11)	DeLand, Fla.
3/9	W	5-1	Southern Illinois	Coral Gables, Fla.
3/10	L	0-1	Southern Illinois	Coral Gables, Fla.
3/11	W	25-1	Boston University	Coral Gables, Fla.

HURRICANES BASEBALL HISTORY

3/13	W	4-0	Davidson	Coral Gables, Fla.	3/1	L	3-4	LSU	New Orleans, La.
3/15	L	2-3	Davidson	Coral Gables, Fla.	3/2	W	12-3	New Orleans	New Orleans, La.
3/16	W	6-2	Rutgers	Coral Gables, Fla.	3/3	L	2-5	Tulane	New Orleans, La.
3/17	W	6-3	Rutgers	Coral Gables, Fla.	3/5	W	11-3	NC State	Coral Gables, Fla.
3/18	W	12-1	Georgetown	Coral Gables, Fla.	3/6	L	2-4	NC State	Coral Gables, Fla.
3/20	W	12-2	Washington State	Coral Gables, Fla.	3/8	L	1-2	Southern Illinois	Coral Gables, Fla.
3/21	L	0-3	Washington State	Coral Gables, Fla.	3/9	W	12-0	Southern Illinois	Coral Gables, Fla.
3/22	W	9-2	Clemson	Coral Gables, Fla.	3/10	W	17-5	George Washington	Coral Gables, Fla.
3/23	W	11-5	Clemson	Coral Gables, Fla.	3/11	W	5-1	George Washington	Coral Gables, Fla.
3/24	W	2-1	Clemson	Coral Gables, Fla.	3/13	W	2-1	Maine	Coral Gables, Fla.
3/28	W	12-1	Northeastern	Coral Gables, Fla.	3/14	W	9-3	Pennsylvania	Coral Gables, Fla.
3/30	W	2-1	Wichita State	Minneapolis, Minn.	3/15	W	5-3	Maine	Coral Gables, Fla.
3/31	W	3-0	Minnesota (7)	Minneapolis, Minn.	3/16	W	9-0	Maine	Coral Gables, Fla.
4/1	W	4-3	Stanford (10)	Minneapolis, Minn.	3/17	W	7-0	Maine	Coral Gables, Fla.
4/3	W	22-0	Bethune-Cookman (7)	Coral Gables, Fla.	3/19	W	5-0	Minnesota	Coral Gables, Fla.
4/6	W	3-1	North Florida	Coral Gables, Fla.	3/20	L	0-9	Minnesota	Coral Gables, Fla.
4/7	W	13-2	St. Thomas	Coral Gables, Fla.	3/22	W	5-2	Rutgers	Coral Gables, Fla.
4/10	W	5-3	New Orleans	Coral Gables, Fla.	3/23	W	20-4	Rutgers	Coral Gables, Fla.
4/11	W	4-2	New Orleans	Coral Gables, Fla.	3/24	W	10-2	Minnesota	Coral Gables, Fla.
4/13	L	3-7	Florida State	Tallahassee, Fla.	3/26	W	5-1	Eastern Illinois	Coral Gables, Fla.
4/14	W	8-5	Florida State	Tallahassee, Fla.	3/29	W	9-3	Northeastern	Coral Gables, Fla.
4/15	W	8-3	Florida State	Tallahassee, Fla.	3/30	W	17-4	Northeastern (7)	Coral Gables, Fla.
4/18	W	6-2	St. Thomas	Coral Gables, Fla.	3/30	W	8-1	Northeastern	Coral Gables, Fla.
4/20	W	16-6	FIU	Coral Gables, Fla.	4/5	W	8-7	Florida Atlantic	Coral Gables, Fla.
4/21	W	6-5	FIU	Coral Gables, Fla.	4/6	W	6-3	St. Thomas	Coral Gables, Fla.
4/22	W	7-1	FIU	Miami, Fla.	4/9	W	8-7	North Florida	Coral Gables, Fla.
4/25	W	2-1	Tampa (10)	Coral Gables, Fla.	4/12	L	2-7	Florida State	Tallahassee, Fla.
4/27	W	19-2	Nova Southeastern	Coral Gables, Fla.	4/13	L	4-12	Florida State	Tallahassee, Fla.
4/28	W	11-3	Florida Atlantic	Coral Gables, Fla.	4/14	L	5-8	Florida State	Tallahassee, Fla.
5/4	W	7-3	Florida State	Coral Gables, Fla.	4/17	W	4-3	St. Thomas (12)	Coral Gables, Fla.
5/5	L	2-6	Florida State	Coral Gables, Fla.	4/19	W	6-2	Eastern Kentucky	Coral Gables, Fla.
5/6	L	4-8	Florida State	Coral Gables, Fla.	4/20	W	4-0	Eastern Kentucky	Coral Gables, Fla.
5/11	L	1-4	Maine	Orono, Maine	4/21	L	2-3	Eastern Kentucky	Coral Gables, Fla.
5/12	L	5-9	Maine	Orono, Maine	4/26	L	2-5	FIU	Coral Gables, Fla.
5/14	L	0-4	Maine	Orono, Maine	4/27	W	1-1	FIU	Coral Gables, Fla.
5/14	W	6-4	Maine (7)	Orono, Maine	4/28	W	8-0	FIU	Miami, Fla.
5/18	W	4-3	UCF	Coral Gables, Fla.	5/3	L	2-3	Florida State	Coral Gables, Fla.
5/19	W	9-0	UCF	Coral Gables, Fla.	5/4	L	1-4	Florida State	Coral Gables, Fla.
5/25+	W	4-3	Stetson	Coral Gables, Fla.	5/5	W	8-6	Florida State	Coral Gables, Fla.
5/27+	W	5-2	USF	Coral Gables, Fla.	5/10	W	4-2	Georgia Southern	Coral Gables, Fla.
5/28+	L	2-6	The Citadel	Coral Gables, Fla.	5/11	W	7-0	Georgia Southern	Coral Gables, Fla.
5/28+	W	6-1	NC State	Coral Gables, Fla.	5/12	W	10-5	Georgia Southern	Coral Gables, Fla.
5/29+	L	1-4	The Citadel	Coral Gables, Fla.	5/17	L	5-9	Georgia Tech	Atlanta, Ga.
					5/18	W	10-7	Georgia Tech	Atlanta, Ga.
					5/19	W	7-1	Georgia Tech	Atlanta, Ga.
					5/23+	W	13-1	Portland	Fresno, Calif.
					5/24+	L	6-13	Cal State Northridge	Fresno, Calif.
					5/25+	L	7-15	Stanford	Fresno, Calif.

1991

46-17 (.730)

NCAA TOURNAMENT

2/1	W	9-8	California	Coral Gables, Fla.
2/2	W	6-4	California	Coral Gables, Fla.
2/3	W	13-6	California	Coral Gables, Fla.
2/8	L	2-6	Texas	Austin, Texas
2/9	L	5-7	Texas	Austin, Texas
2/10	W	6-5	Texas	Austin, Texas
2/12	W	6-1	Tampa	Coral Gables, Fla.
2/15	W	8-1	Stetson	Coral Gables, Fla.
2/16	W	2-0	Stetson	Coral Gables, Fla.
2/19	W	6-1	USF	Coral Gables, Fla.
2/20	W	4-3	USF	Coral Gables, Fla.
2/23	W	5-3	Florida	Gainesville, Fla.
2/24	W	8-7	Florida	Gainesville, Fla.
2/26	W	4-2	Florida	Coral Gables, Fla.
2/27	W	9-7	Florida (10)	Coral Gables, Fla.

1992

COLLEGE WORLD SERIES

2/7	W	14-2	Seton Hall	Coral Gables, Fla.
2/8	W	25-3	Seton Hall	Coral Gables, Fla.
2/9	W	4-1	Seton Hall	Coral Gables, Fla.
2/13	W	6-1	FIU	Coral Gables, Fla.
2/14	W	22-1	FIU	Coral Gables, Fla.
2/16	W	7-1	FIU	Coral Gables, Fla.
2/19	W	13-4	Barry	Coral Gables, Fla.
2/22	L	3-7	Florida	Gainesville, Fla.
2/23	L	5-8	Florida	Gainesville, Fla.
2/28	L	5-8	Stetson	Coral Gables, Fla.

55-10 (.846)

HURRICANES BASEBALL HISTORY

2/29	W	7-2	Stetson	Coral Gables, Fla.
3/1	W	7-5	Stetson	Coral Gables, Fla.
3/3	W	12-2	Villanova	Coral Gables, Fla.
3/5	W	4-0	Providence	Coral Gables, Fla.
3/6	W	7-1	Florida	Coral Gables, Fla.
3/7	W	6-5	Florida	Coral Gables, Fla.
3/10	L	5-14	Illinois	Coral Gables, Fla.
3/11	W	7-1	Illinois	Coral Gables, Fla.
3/13	W	10-2	Illinois State	Coral Gables, Fla.
3/14	W	3-0	Illinois State	Coral Gables, Fla.
3/15	W	12-0	Pace	Coral Gables, Fla.
3/17	W	10-0	Rutgers	Coral Gables, Fla.
3/19	W	14-7	Rutgers	Coral Gables, Fla.
3/20	W	9-1	Southern Illinois	Coral Gables, Fla.
3/21	W	5-1	Southern Illinois	Coral Gables, Fla.
3/22	W	12-3	Youngstown State	Coral Gables, Fla.
3/27	L	1-2	Notre Dame	Coral Gables, Fla.
3/28	W	1-6	Notre Dame	Coral Gables, Fla.
3/29	W	6-5	Notre Dame (11)	Coral Gables, Fla.
3/31	W	15-3	USF	Tampa, Fla.
4/1	W	8-7	USF	Tampa, Fla.
4/5	W	9-1	Rollins	Coral Gables, Fla.
4/7	W	12-8	Barry	Coral Gables, Fla.
4/10	W	10-6	Florida State	Tallahassee, Fla.
4/11	W	6-3	Florida State	Tallahassee, Fla.
4/12	W	6-5	Florida State	Tallahassee, Fla.
4/15	W	3-2	North Florida	Coral Gables, Fla.
4/17	W	11-1	St. Thomas	Coral Gables, Fla.
4/18	W	4-3	St. Thomas (12)	Coral Gables, Fla.
4/21	W	14-2	Florida Atlantic	Coral Gables, Fla.
4/24	W	7-3	Florida State	Coral Gables, Fla.
4/25	W	5-4	Florida State	Coral Gables, Fla.
4/26	L	2-3	Florida State	Coral Gables, Fla.
4/28	W	11-1	St. Thomas	Coral Gables, Fla.
4/29	W	12-5	Nova Southeastern	Coral Gables, Fla.
5/1	W	6-1	Texas	Coral Gables, Fla.
5/2	W	3-2	Texas	Coral Gables, Fla.
5/3	L	3-10	Texas	Coral Gables, Fla.
5/8	W	5-1	Maine	Orono, Maine
5/9	W	8-7	Maine (10)	Orono, Maine
5/10	W	5-1	Maine	Orono, Maine
5/12	W	5-1	Tampa	Coral Gables, Fla.
5/13	W	12-11	Tampa	Coral Gables, Fla.
5/15	W	6-5	Georgia Tech (13)	Coral Gables, Fla.
5/16	W	6-2	Georgia Tech	Coral Gables, Fla.
5/17	W	4-3	Georgia Tech	Coral Gables, Fla.
5/22+	W	3-1	UMBC	Coral Gables, Fla.
5/23+	L	3-6	Notre Dame	Coral Gables, Fla.
5/24	W	5-4	NC State	Coral Gables, Fla.
5/24+	W	17-2	South Carolina	Coral Gables, Fla.
5/25+	W	5-1	Notre Dame	Coral Gables, Fla.
5/29#	W	4-3	California (13)	Omaha, Neb.
5/31#	W	4-3	Cal State Fullerton	Omaha, Neb.
6/2#	L	5-7	Cal State Fullerton	Omaha, Neb.
6/5#	L	1-8	Cal State Fullerton	Omaha, Neb.

BRAD KELLEY

1993

1993

36-22 (.621)

NCAA TOURNAMENT

2/5	L	6-17	Texas	Austin, Texas
2/6	L	6-7	Texas	Austin, Texas
2/7	L	11-12	Texas (10)	Austin, Texas
2/12	W	8-2	Illinois	Coral Gables, Fla.
2/13	W	4-3	Illinois (13)	Coral Gables, Fla.
2/14	L	4-6	Illinois	Coral Gables, Fla.
2/17	W	4-3	FIU	Coral Gables, Fla.
2/19	W	7-3	Long Beach State	Coral Gables, Fla.
2/20	L	2-4	Long Beach State	Coral Gables, Fla.
2/21	L	8-10	Long Beach State	Coral Gables, Fla.
2/24	W	4-3	Michigan	Coral Gables, Fla.
2/25	W	8-1	Michigan	Coral Gables, Fla.
2/27	L	2-3	Florida	Gainesville, Fla.
2/28	L	7-9	Florida	Gainesville, Fla.
3/1	W	6-4	Stetson	DeLand, Fla.
3/2	W	19-3	Stetson	DeLand, Fla.
3/5	W	7-5	Jacksonville	Coral Gables, Fla.
3/6	L	2-4	Jacksonville	Coral Gables, Fla.
3/7	W	8-6	Jacksonville	Coral Gables, Fla.
3/10	W	9-5	Georgetown	Coral Gables, Fla.
3/12	W	7-1	Florida	Coral Gables, Fla.
3/14	L	3-4	Florida (10)	Coral Gables, Fla.
3/16	W	11-4	Rutgers	Coral Gables, Fla.
3/18	W	6-2	Southern Illinois	Coral Gables, Fla.
3/19	W	6-5	Maine	Coral Gables, Fla.
3/20	W	11-10	Maine	Coral Gables, Fla.
3/26	W	13-2	Georgia State	Coral Gables, Fla.
3/27	W	9-6	Georgia State	Coral Gables, Fla.
3/27	W	19-1	Georgia State	Coral Gables, Fla.
3/31	W	11-2	UCF	Coral Gables, Fla.
4/2	L	0-2	Florida Atlantic	Coral Gables, Fla.
4/3	W	3-0	Florida Atlantic	Coral Gables, Fla.
4/6	W	7-3	FIU	Coral Gables, Fla.
4/9	L	0-7	Florida State	Tallahassee, Fla.
4/10	L	1-8	Florida State	Tallahassee, Fla.
4/11	L	2-6	Florida State	Tallahassee, Fla.
4/13	W	9-2	FIU	Coral Gables, Fla.
4/16	W	7-6	St. Thomas (15)	Coral Gables, Fla.
4/17	W	8-6	St. Thomas	Coral Gables, Fla.
4/21	W	9-4	Nova Southeastern	Coral Gables, Fla.
4/23	L	0-1	Florida State	Coral Gables, Fla.
4/24	W	4-3	Florida State (12)	Coral Gables, Fla.
4/25	W	14-13	Florida State (10)	Coral Gables, Fla.
4/30	W	6-2	Tampa	Coral Gables, Fla.
5/1	W	11-3	Tampa	Coral Gables, Fla.
5/4	W	3-2	Florida Atlantic (13)	Coral Gables, Fla.
5/7	W	6-5	Rice	Coral Gables, Fla.
5/8	W	13-5	Rice	Coral Gables, Fla.
5/9	L	2-3	Rice	Coral Gables, Fla.
5/11	L	3-5	USF	Coral Gables, Fla.
5/12	W	11-6	USF	Coral Gables, Fla.
5/14	W	6-1	Fordham	Coral Gables, Fla.
5/15	W	8-0	Fordham	Coral Gables, Fla.
5/21	L	7-14	NC State	Chapel Hill, N.C.
5/22	L	1-3	North Carolina	Chapel Hill, N.C.
5/23	L	4-5	Wake Forest	Chapel Hill, N.C.
5/27+	L	3-7	South Alabama	Baton Rouge, La.
5/28+	L	5-10	Western Carolina	Baton Rouge, La.

HURRICANES BASEBALL HISTORY

JIM MORRIS

1994-present

1994

49-14 (.778)

COLLEGE WORLD SERIES

2/2	W	8-0	Barry	Coral Gables, Fla.
2/4	W	6-0	Tennessee	Coral Gables, Fla.
2/5	W	3-1	Tennessee	Coral Gables, Fla.
2/6	W	1-0	Tennessee	Coral Gables, Fla.
2/8	W	11-4	FIU	Coral Gables, Fla.
2/11	W	6-4	Stetson	Coral Gables, Fla.
2/12	L	4-7	Stetson	Coral Gables, Fla.
2/13	L	3-5	Stetson	Coral Gables, Fla.
2/15	W	4-0	FIU	Coral Gables, Fla.
2/19	W	4-3	Florida (10)	Gainesville, Fla.
2/20	L	0-5	Florida	Gainesville, Fla.
2/25	W	14-4	Minnesota	Coral Gables, Fla.
2/26	L	0-2	Minnesota	Coral Gables, Fla.
2/27	W	5-2	Minnesota	Coral Gables, Fla.
3/3	W	3-0	FIU	Coral Gables, Fla.
3/5	W	7-1	Illinois	Coral Gables, Fla.
3/6	W	6-2	Illinois	Coral Gables, Fla.
3/9	W	8-2	Pace	Coral Gables, Fla.
3/11	W	4-3	Florida	Coral Gables, Fla.
3/12	W	4-2	Florida	Coral Gables, Fla.
3/13	W	7-4	Florida Atlantic	Boca Raton, Fla.
3/15	W	14-5	Rutgers	Coral Gables, Fla.
3/16	W	7-6	Rutgers	Coral Gables, Fla.
3/18	W	5-1	Southern Illinois	Coral Gables, Fla.
3/19	W	12-3	Southern Illinois	Coral Gables, Fla.
3/25	L	2-5	Jacksonville	Jacksonville, Fla.
3/26	W	5-3	Jacksonville	Jacksonville, Fla.
3/27	W	8-6	Jacksonville	Jacksonville, Fla.
3/29	W	2-0	Northeastern	Coral Gables, Fla.
4/2	W	19-7	Notre Dame	South Bend, Ind.
4/2	W	5-2	Notre Dame	South Bend, Ind.
4/3	W	4-2	Notre Dame	South Bend, Ind.
4/5	L	2-4	Rollins	Coral Gables, Fla.
4/8	L	3-6	Florida State	Tallahassee, Fla.
4/9	W	5-1	Florida State	Tallahassee, Fla.
4/10	W	2-1	Florida State	Tallahassee, Fla.
4/12	W	7-3	Florida Atlantic	Coral Gables, Fla.
4/15	L	1-6	Florida State	Coral Gables, Fla.
4/16	W	8-0	Florida State	Coral Gables, Fla.
4/17	L	2-7	Florida State	Coral Gables, Fla.
4/19	W	7-6	Florida Southern (11)	Coral Gables, Fla.
4/20	W	5-1	Florida Southern	Coral Gables, Fla.
4/22	W	8-6	St. Thomas	Coral Gables, Fla.
4/23	W	9-4	St. Thomas	Coral Gables, Fla.
4/29	L	5-7	Clemson	Clemson, S.C.
4/30	W	6-3	Clemson	Clemson, S.C.
5/1	L	8-9	Clemson (12)	Clemson, S.C.
5/6	W	11-3	Barry	Coral Gables, Fla.
5/7	W	10-4	Tampa	Coral Gables, Fla.
5/8	W	3-0	Tampa	Coral Gables, Fla.
5/10	L	5-6	FIU	Coral Gables, Fla.
5/13	W	7-2	Western Carolina	Coral Gables, Fla.
5/14	W	8-2	Western Carolina	Coral Gables, Fla.
5/15	W	5-4	Western Carolina	Coral Gables, Fla.
5/20	W	4-1	Coastal Carolina	Coral Gables, Fla.
5/21	W	7-4	Coastal Carolina	Coral Gables, Fla.
5/27+	W	17-4	Rider	Coral Gables, Fla.

5/28+	W	4-1	Kent	Coral Gables, Fla.
5/29+	W	11-3	Minnesota	Coral Gables, Fla.
5/30+	W	10-6	Florida	Coral Gables, Fla.
6/4#	L	0-4	Arizona State	Omaha, Neb.
6/6#	W	7-5	Auburn	Omaha, Neb.
6/7#	L	5-9	Arizona State	Omaha, Neb.

1995

48-17 (.738)

COLLEGE WORLD SERIES

2/1	W	5-2	Florida Atlantic	Coral Gables, Fla.
2/4	L	3-5	Florida	Gainesville, Fla.
2/5	W	10-2	Florida	Gainesville, Fla.
2/11	W	6-0	UCF	Kissimmee, Fla.
2/10	W	12-1	North Carolina	Kissimmee, Fla.
2/12	W	5-4	UCF	Kissimmee, Fla.
2/15	W	10-1	Florida Atlantic	Coral Gables, Fla.
2/21	W	7-4	FIU	Coral Gables, Fla.
2/25	W	4-3	USF	Tampa, Fla.
2/26	W	4-3	USF	Tampa, Fla.
3/1	W	16-6	Florida Atlantic	Coral Gables, Fla.
3/3	W	4-2	Illinois	Coral Gables, Fla.
3/4	W	16-0	Illinois	Coral Gables, Fla.
3/5	L	4-7	Illinois	Coral Gables, Fla.
3/10	W	12-5	Rutgers	Coral Gables, Fla.
3/11	W	8-0	Rutgers	Coral Gables, Fla.
3/12	W	11-4	Rutgers	Coral Gables, Fla.
3/14	W	5-4	Southern Illinois	Coral Gables, Fla.
3/15	W	5-3	Southern Illinois	Coral Gables, Fla.
3/17	W	10-0	Maine	Coral Gables, Fla.
3/18	W	12-6	Maine	Coral Gables, Fla.
3/19	W	10-3	Maine	Coral Gables, Fla.
3/22	W	5-3	Florida Atlantic	Boca Raton, Fla.
3/24	W	9-4	Notre Dame	Coral Gables, Fla.
3/25	W	12-4	Notre Dame	Coral Gables, Fla.
3/26	L	2-5	Notre Dame	Coral Gables, Fla.
3/29	W	11-4	Northeastern	Coral Gables, Fla.
3/31	W	19-7	Tampa	Coral Gables, Fla.
4/1	W	7-5	Tampa	Coral Gables, Fla.
4/4	L	2-4	FIU	Homestead, Fla.
4/7	L	1-9	Florida State	Tallahassee, Fla.
4/8	W	6-5	Florida State	Tallahassee, Fla.
4/9	L	2-3	Florida State	Tallahassee, Fla.
4/14	L	6-9	Florida State	Coral Gables, Fla.
4/15	L	1-10	Florida State	Coral Gables, Fla.
4/16	W	3-2	Florida State	Coral Gables, Fla.
4/21	L	3-10	Stetson	Coral Gables, Fla.
4/22	W	14-7	Stetson	Coral Gables, Fla.
4/23	L	2-3	Stetson	DeLand, Fla.
4/26	W	20-4	UCF	Coral Gables, Fla.
4/27	L	5-11	UCF	Coral Gables, Fla.
4/29	W	5-0	Jacksonville	Coral Gables, Fla.
4/30	W	12-4	Jacksonville	Coral Gables, Fla.
5/1	W	7-4	Jacksonville	Coral Gables, Fla.
5/5	W	11-5	Mercer	Coral Gables, Fla.
5/6	W	8-2	Mercer	Coral Gables, Fla.
5/7	W	6-1	Mercer	Coral Gables, Fla.
5/12	W	7-6	Clemson	Coral Gables, Fla.
5/13	L	5-7	Clemson	Coral Gables, Fla.
5/14	W	8-4	Clemson	Coral Gables, Fla.
5/18	L	1-4	Long Beach State	Long Beach, Calif.
5/19	W	6-4	Long Beach State	Long Beach, Calif.

HURRICANES BASEBALL HISTORY

5/20	W	3-2	Long Beach State	Long Beach, Calif.
5/26+	W	3-1	Massachusetts	Coral Gables, Fla.
5/27+	W	11-10	USF	Coral Gables, Fla.
5/28+	W	8-4	North Carolina	Coral Gables, Fla.
5/29+	L	0-4	Texas A&M	Coral Gables, Fla.
5/29+	W	5-2	Texas A&M	Coral Gables, Fla.
6/2#	W	15-10	USC	Omaha, Neb.
6/4#	W	4-2	Florida State	Omaha, Neb.
6/7#	L	5-7	USC	Omaha, Neb.
6/9#	L	3-7	USC	Omaha, Neb.

5/8	W	10-2	Florida Atlantic	Coral Gables, Fla.
5/10	W	9-1	Jacksonville	Jacksonville, Fla.
5/11	W	15-5	Jacksonville	Jacksonville, Fla.
5/12	W	16-2	Jacksonville	Jacksonville, Fla.
5/16	W	5-4	Cal State Fullerton	Coral Gables, Fla.
5/17	W	8-7	Cal State Fullerton	Coral Gables, Fla.
5/18	L	6-7	Cal State Fullerton	Coral Gables, Fla.
5/23+	L	4-5	Sam Houston State	Austin, Texas
5/24+	W	5-2	Long Beach State	Austin, Texas
5/25+	W	9-7	Texas	Austin, Texas
5/26+	W	8-2	Missouri State	Austin, Texas
5/26+	W	8-4	UCLA	Austin, Texas
5/31#	W	7-3	Clemson	Omaha, Neb.
6/2#	W	15-1	Alabama	Omaha, Neb.
6/5#	W	14-5	Clemson	Omaha, Neb.
6/8#	L	8-9	LSU	Omaha, Neb.

1996

50-14 (.781)

COLLEGE WORLD SERIES

1/31	W	25-0	Barry	Coral Gables, Fla.
2/2	L	4-7	Florida	Coral Gables, Fla.
2/3	W	5-1	Florida	Coral Gables, Fla.
2/9	W	8-3	Coastal Carolina	Coral Gables, Fla.
2/10	W	7-2	Coastal Carolina	Coral Gables, Fla.
2/11	W	16-11	Coastal Carolina	Coral Gables, Fla.
2/16	W	6-0	George Washington	Coral Gables, Fla.
2/17	W	14-1	George Washington	Coral Gables, Fla.
2/18	W	19-3	George Washington	Coral Gables, Fla.
2/21	W	12-3	Florida Atlantic	Coral Gables, Fla.
2/24	L	7-8	Florida	Gainesville, Fla.
2/25	L	1-5	Florida	Gainesville, Fla.
3/1	W	14-10	Illinois	Coral Gables, Fla.
3/2	W	10-0	Illinois	Coral Gables, Fla.
3/3	W	6-4	Illinois	Coral Gables, Fla.
3/6	W	10-3	Michigan State	Coral Gables, Fla.
3/8	L	4-5	Rutgers	Coral Gables, Fla.
3/9	W	12-3	Rutgers	Coral Gables, Fla.
3/15	W	17-4	Maine	Coral Gables, Fla.
3/16	W	10-3	Maine	Coral Gables, Fla.
3/17	W	15-3	Maine	Coral Gables, Fla.
3/21	W	13-6	FIU	Coral Gables, Fla.
3/22	W	5-3	FIU	Coral Gables, Fla.
3/23	W	5-4	FIU	Coral Gables, Fla.
3/24	L	5-6	FIU	Coral Gables, Fla.
3/27	W	8-0	St. Thomas	Coral Gables, Fla.
3/29	W	10-3	Bethune-Cookman	Coral Gables, Fla.
3/30	W	20-3	Bethune-Cookman	Coral Gables, Fla.
4/2	W	13-2	Nova Southeastern	Coral Gables, Fla.
4/5	L	2-13	Florida State	Tallahassee, Fla.
4/6	W	1-2	Florida State	Tallahassee, Fla.
4/7	L	1-15	Florida State	Tallahassee, Fla.
4/10	W	15-2	St. Thomas	Coral Gables, Fla.
4/12	W	6-2	Florida State	Coral Gables, Fla.
4/13	W	9-8	Florida State	Coral Gables, Fla.
4/14	W	7-4	Florida State	Coral Gables, Fla.
4/16	L	1-12	Tennessee	Knoxville, Tenn.
4/17	L	2-4	Tennessee	Knoxville, Tenn.
4/18	L	2-3	Tennessee	Knoxville, Tenn.
4/20	W	5-3	Tampa	Coral Gables, Fla.
4/21	W	2-1	Tampa	Coral Gables, Fla.
4/26	W	20-7	Stetson	Coral Gables, Fla.
4/27	W	7-6	Stetson	Coral Gables, Fla.
4/28	W	9-4	Stetson	Coral Gables, Fla.
5/1	W	12-4	Lynn	Coral Gables, Fla.
5/3	W	3-2	USF	Coral Gables, Fla.
5/4	W	9-5	USF	Coral Gables, Fla.
5/5	L	4-10	USF	Coral Gables, Fla.

1997

51-18 (.739)

COLLEGE WORLD SERIES

1/16	L	2-3	Hawaii	Honolulu, Hawaii
1/17	W	14-7	Hawaii	Honolulu, Hawaii
1/18	W	10-7	Hawaii	Honolulu, Hawaii
1/19	W	13-11	Hawaii	Honolulu, Hawaii
1/31	W	4-2	South Alabama	Coral Gables, Fla.
2/1	L	7-9	South Alabama	Coral Gables, Fla.
2/2	W	16-4	South Alabama	Coral Gables, Fla.
2/7	L	6-10	Stetson	Coral Gables, Fla.
2/8	W	7-0	Stetson	Coral Gables, Fla.
2/9	W	11-4	Stetson	Coral Gables, Fla.
2/15	L	1-2	Florida	Gainesville, Fla.
2/16	L	5-12	Florida	Gainesville, Fla.
2/17	L	10-11	Stetson	DeLand, Fla.
2/21	W	8-7	Florida	Coral Gables, Fla.
2/22	W	4-1	Florida	Coral Gables, Fla.
2/25	W	8-3	Barry	Coral Gables, Fla.
2/28	L	3-4	Texas	Austin, Texas
3/1	L	3-22	Texas	Austin, Texas
3/2	L	12-13	Texas	Austin, Texas
3/6	W	5-0	FIU	Coral Gables, Fla.
3/7	L	3-4	FIU	Coral Gables, Fla.
3/8	W	10-3	FIU	Coral Gables, Fla.
3/9	W	9-0	FIU	Coral Gables, Fla.
3/12	W	17-3	Illinois State	Coral Gables, Fla.
3/14	W	5-2	Illinois	Coral Gables, Fla.
3/15	W	12-1	Illinois	Coral Gables, Fla.
3/16	W	3-2	Illinois	Coral Gables, Fla.
3/19	W	6-0	Liberty	Coral Gables, Fla.
3/21	W	7-2	C.W. Post	Coral Gables, Fla.
3/22	W	22-3	Toledo	Coral Gables, Fla.
3/24	W	13-2	USF	Tampa, Fla.
3/25	L	2-11	USF	Tampa, Fla.
3/27	W	10-2	Harvard	Coral Gables, Fla.
3/28	W	22-4	Harvard	Coral Gables, Fla.
3/29	L	6-9	Harvard	Coral Gables, Fla.
3/30*	L	1-2	Miami Marlins	Homestead, Fla.
4/4	W	10-1	Georgia Tech	Coral Gables, Fla.
4/5	W	9-4	Georgia Tech	Coral Gables, Fla.
4/6	W	12-0	Georgia Tech	Coral Gables, Fla.
4/9	W	12-2	St. Thomas	Coral Gables, Fla.
4/11	W	9-5	Florida State	Tallahassee, Fla.
4/12	W	8-5	Florida State	Tallahassee, Fla.

HURRICANES BASEBALL HISTORY

4/13	L	7-8	Florida State	Tallahassee, Fla.	3/28	W	13-0	Harvard	Coral Gables, Fla.
4/18	W	6-2	Duke	Coral Gables, Fla.	3/29	W	9-2	Harvard	Coral Gables, Fla.
4/19	W	9-5	Duke	Coral Gables, Fla.	4/3	W	9-4	Florida State	Tallahassee, Fla.
4/20	W	17-1	Duke	Coral Gables, Fla.	4/4	W	8-2	Florida State	Tallahassee, Fla.
4/23	W	12-6	Florida Atlantic	Coral Gables, Fla.	4/5	W	9-6	Florida State	Tallahassee, Fla.
4/25	W	10-2	Coastal Carolina	Coral Gables, Fla.	4/10	W	9-3	Bethune-Cookman	Coral Gables, Fla.
4/27	W	10-2	Coastal Carolina	Coral Gables, Fla.	4/11	W	13-1	Bethune-Cookman	Coral Gables, Fla.
4/27	W	7-3	Coastal Carolina	Coral Gables, Fla.	4/12	W	17-0	Bethune-Cookman	Coral Gables, Fla.
4/30	W	13-8	Florida Atlantic	Coral Gables, Fla.	4/15	W	4-2	Florida Atlantic	Coral Gables, Fla.
5/2	W	9-1	Florida State	Coral Gables, Fla.	4/17	W	12-8	St. Thomas	Coral Gables, Fla.
5/3	W	7-6	Florida State	Coral Gables, Fla.	4/18	W	22-7	St. Thomas	Coral Gables, Fla.
5/4	L	3-7	Florida State	Coral Gables, Fla.	4/22	W	23-3	Florida Atlantic	Coral Gables, Fla.
5/9	W	12-1	Jacksonville	Coral Gables, Fla.	4/24	L	7-22	Georgia Tech	Atlanta, Ga.
5/10	L	14-23	Jacksonville	Coral Gables, Fla.	4/25	W	8-5	Georgia Tech	Atlanta, Ga.
5/11	W	10-1	Jacksonville	Coral Gables, Fla.	4/26	W	9-8	Georgia Tech	Atlanta, Ga.
5/15	W	20-3	Oral Roberts	Coral Gables, Fla.	5/1	W	7-1	Florida State	Coral Gables, Fla.
5/16	W	7-3	Oral Roberts	Coral Gables, Fla.	5/2	L	5-11	Florida State	Coral Gables, Fla.
5/17	W	7-3	Oral Roberts	Coral Gables, Fla.	5/3	L	4-5	Florida State	Coral Gables, Fla.
5/22+	W	11-4	Richmond	Coral Gables, Fla.	5/8	W	14-8	Jacksonville	Jacksonville, Fla.
5/23+	W	5-2	FIU	Coral Gables, Fla.	5/9	L	8-14	Jacksonville	Jacksonville, Fla.
5/24+	L	3-10	Arizona State	Coral Gables, Fla.	5/10	W	14-6	Jacksonville	Jacksonville, Fla.
5/24+	W	6-5	Florida	Coral Gables, Fla.	5/15	W	7-1	Georgia Southern	Coral Gables, Fla.
5/25+	W	7-6	Arizona State	Coral Gables, Fla.	5/16	W	13-0	Georgia Southern	Coral Gables, Fla.
5/25+	W	6-5	Arizona State	Coral Gables, Fla.	5/17	L	1-2	Georgia Southern	Coral Gables, Fla.
5/31#	W	7-3	UCLA	Omaha, Neb.	5/21+	W	21-6	Bowling Green	Coral Gables, Fla.
6/2#	W	6-1	Alabama	Omaha, Neb.	5/22+	L	5-6	North Carolina	Coral Gables, Fla.
6/5#	L	6-8	Alabama	Omaha, Neb.	5/23+	W	13-0	Texas Tech	Coral Gables, Fla.
6/6#	L	2-6	Alabama	Omaha, Neb.	5/23+	W	14-2	South Carolina	Coral Gables, Fla.
					5/24+	W	7-4	North Carolina	Coral Gables, Fla.
					5/29#	W	3-1	Long Beach State	Omaha, Neb.
					5/31#	L	2-9	Arizona State	Omaha, Neb.
					6/2#	L	3-6	Long Beach State	Omaha, Neb.

1998

51-12 (.810)

COLLEGE WORLD SERIES

1/28	W	9-0	Barry	Coral Gables, Fla.
1/30	W	8-5	USF	Coral Gables, Fla.
1/31	W	10-3	USF	Coral Gables, Fla.
2/1	L	2-15	USF	Coral Gables, Fla.
2/7	W	11-8	Florida	Coral Gables, Fla.
2/8	W	17-11	Florida	Coral Gables, Fla.
2/11	W	2-1	FIU	Coral Gables, Fla.
2/14	L	5-19	Florida	Gainesville, Fla.
2/15	L	10-14	Florida	Gainesville, Fla.
2/17	W	18-3	Lynn	Coral Gables, Fla.
2/20	W	18-3	Notre Dame	Coral Gables, Fla.
2/21	W	27-2	Notre Dame	Coral Gables, Fla.
2/22	W	17-3	Notre Dame	Coral Gables, Fla.
2/27	W	5-4	Texas	Coral Gables, Fla.
2/28	W	9-5	Texas	Coral Gables, Fla.
3/1	L	7-8	Texas	Coral Gables, Fla.
3/6	W	15-1	Illinois	Coral Gables, Fla.
3/7	W	6-2	Furman	Coral Gables, Fla.
3/7	W	12-0	FIU	Coral Gables, Fla.
3/8	W	12-7	Illinois	Coral Gables, Fla.
3/13	W	9-4	Rutgers	Coral Gables, Fla.
3/14	W	10-2	Rutgers	Coral Gables, Fla.
3/15	W	18-6	Rutgers	Coral Gables, Fla.
3/17	W	15-1	Vermont	Coral Gables, Fla.
3/18	W	21-4	Iona	Coral Gables, Fla.
3/20	W	1-0	North Carolina	Coral Gables, Fla.
3/21	W	8-2	North Carolina	Coral Gables, Fla.
3/22	W	4-2	North Carolina	Coral Gables, Fla.
3/25	W	8-6	Drexel	Homestead, Fla.
3/27	W	7-0	Harvard	Coral Gables, Fla.

NATIONAL CHAMPIONS

1999

50-13 (.794)

COLLEGE WORLD SERIES

1/26	W	8-3	Barry	Coral Gables, Fla.
1/29	W	12-1	Stetson	Coral Gables, Fla.
1/30	W	4-3	Stetson (10)	Coral Gables, Fla.
2/6	L	4-7	Florida	Gainesville, Fla.
2/7	L	12-14	Florida	Gainesville, Fla.
2/10	L	3-4	FIU	Miami, Fla.
2/12	W	7-4	Florida	Coral Gables, Fla.
2/13	W	10-3	Florida	Coral Gables, Fla.
2/17	W	3-1	Florida Atlantic	Coral Gables, Fla.
2/19	W	13-1	James Madison	Coral Gables, Fla.
2/20	W	12-3	James Madison	Coral Gables, Fla.
2/21	W	14-2	James Madison	Coral Gables, Fla.
2/26	W	7-1	Texas	Coral Gables, Fla.
2/27	W	6-4	Texas	Coral Gables, Fla.
2/28	W	14-11	Texas	Coral Gables, Fla.
3/5	L	3-4	Georgia	Coral Gables, Fla.
3/6	L	5-6	East Carolina	Coral Gables, Fla.
3/6	W	23-3	Ohio State	Coral Gables, Fla.
3/7	W	8-1	Georgia	Coral Gables, Fla.
3/12	W	16-1	Princeton	Coral Gables, Fla.
3/13	W	16-1	Princeton	Coral Gables, Fla.
3/14	W	15-6	Princeton	Coral Gables, Fla.
3/16	W	8-5	USF	Tampa, Fla.
3/17	W	9-4	USF	Tampa, Fla.

HURRICANES BASEBALL HISTORY

3/19	W	15-1	Marist	Homestead, Fla.	3/5	W	33-0	C.W. Post	Coral Gables, Fla.
3/20	L	3-9	Iowa	Homestead, Fla.	3/8	L	11-13	Michigan State	Coral Gables, Fla.
3/26	W	12-3	New York Tech	Coral Gables, Fla.	3/10	W	6-5	Rutgers	Coral Gables, Fla.
3/27	W	20-0	New York Tech	Coral Gables, Fla.	3/11	L	6-11	Rutgers	Coral Gables, Fla.
4/2	W	5-3	Clemson	Charlotte, N.C.	3/12	W	5-3	Rutgers	Coral Gables, Fla.
4/3	L	5-7	Clemson	Charlotte, N.C.	3/15	W	6-1	Iona	Coral Gables, Fla.
4/4	W	14-11	Clemson	Charlotte, N.C.	3/17	W	12-5	Michigan	Coral Gables, Fla.
4/9	W	7-4	NC State	Coral Gables, Fla.	3/18	W	10-3	Michigan	Coral Gables, Fla.
4/10	L	9-13	NC State	Coral Gables, Fla.	3/19	T	6-6	Michigan (10)	Coral Gables, Fla.
4/11	W	7-6	NC State	Coral Gables, Fla.	3/22	W	4-2	Northwestern	Coral Gables, Fla.
4/16	L	2-8	Florida State	Tallahassee, Fla.	3/24	L	5-6	Dartmouth	Coral Gables, Fla.
4/17	W	4-3	Florida State	Tallahassee, Fla.	3/25	W	10-8	Dartmouth	Coral Gables, Fla.
4/18	W	8-7	Florida State	Tallahassee, Fla.	3/26	W	6-1	Dartmouth	Coral Gables, Fla.
4/23	W	8-7	Florida State	Coral Gables, Fla.	3/28	W	5-2	FIU	Homestead, Fla.
4/24	W	9-4	Florida State	Coral Gables, Fla.	3/30	W	6-0	Harvard	Coral Gables, Fla.
4/25	W	9-8	Florida State	Coral Gables, Fla.	4/7	L	13-14	Florida State (17)	Tallahassee, Fla.
4/30	L	6-13	Elon	Coral Gables, Fla.	4/8	L	2-12	Florida State	Tallahassee, Fla.
5/1	W	11-0	Elon	Coral Gables, Fla.	4/9	L	4-5	Florida State	Tallahassee, Fla.
5/2	W	24-5	Elon	Coral Gables, Fla.	4/14	W	7-3	Florida State	Coral Gables, Fla.
5/4	L	7-12	FIU	Coral Gables, Fla.	4/15	W	7-3	Florida State	Coral Gables, Fla.
5/7	W	2-0	Jacksonville	Coral Gables, Fla.	4/16	L	3-14	Florida State	Coral Gables, Fla.
5/8	W	12-9	Jacksonville	Coral Gables, Fla.	4/21	W	12-0	NC State	Durham, N.C.
5/11	W	5-3	Notre Dame	South Bend, Ind.	4/22	W	19-1	NC State	Raleigh, N.C.
5/12	L	0-1	Notre Dame	South Bend, Ind.	4/23	L	4-5	NC State	Raleigh, N.C.
5/14	W	17-1	Winthrop	Coral Gables, Fla.	4/28	W	6-3	Long Beach State	Coral Gables, Fla.
5/15	W	9-2	Winthrop	Coral Gables, Fla.	4/29	W	12-2	Long Beach State	Coral Gables, Fla.
5/16	W	8-2	Winthrop	Coral Gables, Fla.	4/30	L	4-6	Long Beach State	Coral Gables, Fla.
5/20	L	0-12	Long Beach State	Long Beach, Calif.	5/6	L	2-10	Georgia Tech	Coral Gables, Fla.
5/21	W	9-7	Long Beach State	Long Beach, Calif.	5/7	W	3-2	Georgia Tech	Coral Gables, Fla.
5/22	W	8-6	Long Beach State	Long Beach, Calif.	5/8	W	7-5	Georgia Tech	Coral Gables, Fla.
5/28+	W	15-9	Bethune-Cookman	Coral Gables, Fla.	5/12	W	4-2	Jacksonville	Jacksonville, Fla.
5/29+	W	6-4	FIU	Coral Gables, Fla.	5/13	W	14-6	Jacksonville	Jacksonville, Fla.
5/30+	W	3-2	Florida Atlantic	Coral Gables, Fla.	5/14	L	7-8	Jacksonville	Jacksonville, Fla.
6/4\$	W	10-2	Wake Forest	Coral Gables, Fla.	5/19	W	6-1	New York Tech	Coral Gables, Fla.
6/5\$	W	8-1	Wake Forest	Coral Gables, Fla.	5/20	W	9-8	New York Tech	Coral Gables, Fla.
6/11#	W	8-4	Rice	Omaha, Neb.	5/21	W	17-3	New York Tech	Coral Gables, Fla.
6/13#	W	8-1	Alabama	Omaha, Neb.	5/26+	W	19-5	Wagner	Coral Gables, Fla.
6/17#	W	5-2	Alabama	Omaha, Neb.	5/27+	W	11-5	Florida Atlantic	Coral Gables, Fla.
6/19#	W	6-5	Florida State	Omaha, Neb.	5/28+	W	14-4	FIU	Coral Gables, Fla.

2000

41-19-1 (.672)

NCAA TOURNAMENT

1/26	W	5-4	Lynn	Coral Gables, Fla.
1/28	W	6-3	Wake Forest	Orlando, Fla.
1/29	L	0-4	Clemson	Orlando, Fla.
1/30	L	0-9	North Carolina	Orlando, Fla.
2/4	W	16-8	Florida	Coral Gables, Fla.
2/5	W	17-1	Florida	Coral Gables, Fla.
2/9	L	2-7	Florida Atlantic	Coral Gables, Fla.
2/12	L	3-4	Florida	Gainesville, Fla.
2/13	L	11-20	Florida	Gainesville, Fla.
2/15	W	5-3	Barry	Coral Gables, Fla.
2/18	W	8-3	USF	Coral Gables, Fla.
2/19	W	6-0	USF	Coral Gables, Fla.
2/20	W	3-2	USF	Coral Gables, Fla.
2/25	W	13-8	Villanova	Coral Gables, Fla.
2/26	W	10-1	Eastern Michigan	Homestead, Fla.
2/27	W	9-1	Eastern Michigan	Homestead, Fla.
3/1	L	6-7	FIU	Coral Gables, Fla.
3/3	W	19-2	C.W. Post	Coral Gables, Fla.
3/4	W	21-6	C.W. Post	Coral Gables, Fla.

NATIONAL CHAMPIONS

2001

53-12 (.815)

COLLEGE WORLD SERIES

1/25	W	9-3	Florida Atlantic	Coral Gables, Fla.
1/26	L	10-11	Florida Atlantic	Boca Raton, Fla.
1/27	W	4-2	Florida Atlantic	Coral Gables, Fla.
2/3	W	14-5	Florida	Gainesville, Fla.
2/7	W	4-3	FIU	Miami, Fla.
2/9	W	10-4	Florida	Coral Gables, Fla.
2/10	W	8-7	Florida	Coral Gables, Fla.
2/11	L	3-9	Oklahoma State	Coral Gables, Fla.
2/16	W	4-2	Elon	Coral Gables, Fla.
2/17	W	10-9	Elon (12)	Coral Gables, Fla.
2/18	W	7-4	Elon	Coral Gables, Fla.
2/21	L	10-17	FIU	Coral Gables, Fla.
2/23	W	10-2	FIU	Homestead, Fla.
2/24	W	2-0	FIU	Homestead, Fla.

HURRICANES BASEBALL HISTORY

2/25	W	14-0	Albany	Coral Gables, Fla.	2/17	W	7-6	Minnesota	Coral Gables, Fla.
3/2	W	8-6	San Diego State	Minneapolis, Minn.	2/22	W	6-2	FIU	Homestead, Fla.
3/3	W	10-1	Minnesota	Minneapolis, Minn.	2/23	W	11-4	Kansas State	Homestead, Fla.
3/4	W	8-2	Arkansas	Minneapolis, Minn.	2/24	W	10-2	Lipscomb	Coral Gables, Fla.
3/7	W	6-2	Pittsburgh	Coral Gables, Fla.	3/1	L	10-11	USC	Fullerton, Calif.
3/9	L	4-6	Rutgers (11)	Coral Gables, Fla.	3/2	W	5-3	Cal State Fullerton	Fullerton, Calif.
3/10	W	13-2	Rutgers	Coral Gables, Fla.	3/3	L	6-8	Houston	Fullerton, Calif.
3/11	L	6-9	Rutgers	Coral Gables, Fla.	3/8	L	6-7	USF	Coral Gables, Fla.
3/13	W	8-2	USF	Tampa, Fla.	3/9	L	7-13	USF	Coral Gables, Fla.
3/14	W	13-9	USF	Tampa, Fla.	3/10	W	8-5	USF	Coral Gables, Fla.
3/16	W	14-13	East Carolina	Coral Gables, Fla.	3/13	L	4-12	Ball State	Coral Gables, Fla.
3/17	L	2-7	East Carolina	Coral Gables, Fla.	3/15	L	3-4	Rutgers	Coral Gables, Fla.
3/18	W	8-4	East Carolina (8)	Coral Gables, Fla.	3/16	W	8-3	Rutgers	Coral Gables, Fla.
3/21	W	2-1	Cornell (10)	Coral Gables, Fla.	3/17	L	5-9	Rutgers	Coral Gables, Fla.
3/23	W	5-3	Northeastern	Coral Gables, Fla.	3/20	L	10-13	Wisconsin-Milwaukee	Coral Gables, Fla.
3/24	W	5-2	Northeastern	Coral Gables, Fla.	3/23	W	8-7	UCLA	Coral Gables, Fla.
3/25	W	5-3	Northeastern	Coral Gables, Fla.	3/24	W	8-2	UCLA	Coral Gables, Fla.
3/30	L	2-8	Cal State Fullerton	Coral Gables, Fla.	3/25	W	5-1	UCLA	Coral Gables, Fla.
3/31	L	5-8	Cal State Fullerton	Coral Gables, Fla.	3/26	W	5-3	Northwestern	Coral Gables, Fla.
4/1	L	2-9	Cal State Fullerton	Coral Gables, Fla.	3/29	L	2-3	Elon	Coral Gables, Fla.
4/6	W	13-4	Savannah State	Coral Gables, Fla.	3/30	L	8-11	Elon	Coral Gables, Fla.
4/7	W	7-2	Savannah State	Coral Gables, Fla.	3/31	W	5-4	Elon	Coral Gables, Fla.
4/8	W	16-5	Savannah State	Coral Gables, Fla.	4/5	L	3-13	Florida State	Tallahassee, Fla.
4/13	L	9-10	Florida State	Coral Gables, Fla.	4/6	W	5-2	Florida State	Tallahassee, Fla.
4/14	W	5-4	Florida State	Coral Gables, Fla.	4/7	L	7-9	Florida State	Tallahassee, Fla.
4/15	W	7-1	Florida State	Coral Gables, Fla.	4/12	L	4-6	Florida State	Coral Gables, Fla.
4/20	W	7-5	Florida State	Tallahassee, Fla.	4/13	L	3-9	Florida State	Coral Gables, Fla.
4/21	W	9-6	Florida State	Tallahassee, Fla.	4/14	L	11-17	Florida State	Coral Gables, Fla.
4/22	W	7-4	Florida State	Tallahassee, Fla.	4/19	W	9-6	Long Beach State	Coral Gables, Fla.
4/27	L	0-5	Virginia	Coral Gables, Fla.	4/20	W	10-6	Long Beach State	Coral Gables, Fla.
4/28	W	5-1	Virginia	Coral Gables, Fla.	4/21	L	1-10	Long Beach State	Coral Gables, Fla.
4/29	W	12-6	Virginia	Coral Gables, Fla.	4/24	W	6-5	Florida Atlantic	Coral Gables, Fla.
5/4	L	2-3	Jacksonville	Coral Gables, Fla.	4/26	L	4-5	North Carolina	Chapel Hill, N.C.
5/5	W	13-3	Jacksonville	Coral Gables, Fla.	4/27	W	4-3	North Carolina	Chapel Hill, N.C.
5/6	W	6-2	Jacksonville	Coral Gables, Fla.	4/28	L	4-5	North Carolina	Chapel Hill, N.C.
5/11	W	12-4	Florida Southern	Coral Gables, Fla.	5/2	L	7-9	FIU	Coral Gables, Fla.
5/12	W	16-3	Florida Southern	Coral Gables, Fla.	5/3	W	12-4	Bethune-Cookman	Coral Gables, Fla.
5/13	W	5-4	Florida Southern	Coral Gables, Fla.	5/4	L	1-3	Bethune-Cookman	Coral Gables, Fla.
5/18	W	17-5	New York Tech	Coral Gables, Fla.	5/5	W	14-2	Bethune-Cookman	Coral Gables, Fla.
5/19	W	14-7	New York Tech	Coral Gables, Fla.	5/10	L	6-7	Georgia Tech	Atlanta, Ga.
5/20	W	11-1	New York Tech	Coral Gables, Fla.	5/11	W	10-2	Georgia Tech	Atlanta, Ga.
5/25+	W	14-6	Bucknell	Coral Gables, Fla.	5/12	L	8-16	Georgia Tech	Atlanta, Ga.
5/26+	W	6-2	Florida	Coral Gables, Fla.	5/17	L	9-11	Jacksonville	Coral Gables, Fla.
5/27+	W	16-8	Stetson	Coral Gables, Fla.	5/18	W	8-4	Jacksonville	Coral Gables, Fla.
6/1\$	W	10-8	Clemson	Coral Gables, Fla.	5/19	W	10-6	Jacksonville	Coral Gables, Fla.
6/2\$	W	14-6	Clemson	Coral Gables, Fla.	5/24	W	16-1	New York Tech	Coral Gables, Fla.
6/9#	W	21-13	Tennessee	Omaha, Neb.	5/25	W	4-2	New York Tech	Coral Gables, Fla.
6/11#	W	4-3	USC	Omaha, Neb.	5/26	W	11-5	New York Tech	Coral Gables, Fla.
6/14#	W	12-6	Tennessee	Omaha, Neb.	5/31+	W	9-1	FIU	Gainesville, Fla.
6/16#	W	12-1	Stanford	Omaha, Neb.	6/1+	W	7-2	Florida	Gainesville, Fla.

2002

34-29 (.540)

NCAA TOURNAMENT

2/1	W	5-4	Tennessee	Coral Gables, Fla.
2/2	L	4-7	Tennessee	Coral Gables, Fla.
2/3	W	9-4	Tennessee	Coral Gables, Fla.
2/6	L	1-7	FIU	Miami, Fla.
2/8	L	9-12	Florida	Coral Gables, Fla.
2/10	L	2-6	Florida	Coral Gables, Fla.
2/15	W	10-4	Minnesota	Coral Gables, Fla.
2/16	W	21-17	Minnesota	Coral Gables, Fla.

HURRICANES BASEBALL HISTORY

2003

45-17-1 (.714)

COLLEGE WORLD SERIES

2/5	W	12-7	FIU	Coral Gables, Fla.
2/6	W	13-2	Campbell	Coral Gables, Fla.
2/7	W	10-3	Campbell	Coral Gables, Fla.
2/8	L	9-12	Campbell	Coral Gables, Fla.
2/14	W	9-2	Florida	Gainesville, Fla.
2/15	L	3-5	Florida	Gainesville, Fla.
2/21	W	6-3	San Diego State	Coral Gables, Fla.
2/22	W	4-1	San Diego State	Coral Gables, Fla.
2/23	W	6-3	San Diego State	Coral Gables, Fla.
2/28	L	7-8	The Citadel	Coral Gables, Fla.
3/1	W	6-1	The Citadel	Coral Gables, Fla.
3/2	W	14-6	The Citadel	Coral Gables, Fla.
3/7	W	5-2	Tennessee	Knoxville, Tenn.
3/8	W	8-4	Tennessee	Knoxville, Tenn.
3/9	W	10-4	Tennessee	Knoxville, Tenn.
3/11	W	3-2	USF	Coral Gables, Fla.
3/12	W	6-4	USF	Coral Gables, Fla.
3/14	W	15-5	Rutgers	Coral Gables, Fla.
3/16	L	7-8	Rutgers	Coral Gables, Fla.
3/18	W	16-2	St. Peter's	Coral Gables, Fla.
3/19	W	9-8	Stony Brook	Coral Gables, Fla.
3/21	W	18-8	Boston College	Coral Gables, Fla.
3/22	W	17-5	Boston College	Coral Gables, Fla.
3/26	W	10-9	Harvard	Homestead, Fla.
3/28	W	7-6	Georgia Tech	Coral Gables, Fla.
3/29	W	13-8	Georgia Tech	Coral Gables, Fla.
3/30	W	17-16	Georgia Tech	Coral Gables, Fla.
4/2	L	3-5	Florida Atlantic	Coral Gables, Fla.
4/4	W	8-5	Oral Roberts	Coral Gables, Fla.
4/5	L	1-10	Oral Roberts	Coral Gables, Fla.
4/6	W	11-8	Oral Roberts	Coral Gables, Fla.
4/11	W	6-1	Virginia	Charlottesville, Va.
4/12	W	10-4	Virginia	Charlottesville, Va.
4/13	L	2-17	Virginia	Charlottesville, Va.
4/16	W	6-4	FIU	Miami, Fla.
4/18	L	2-4	Florida State	Coral Gables, Fla.
4/19	L	4-6	Florida State	Coral Gables, Fla.
4/20	T	7-7	Florida State	Coral Gables, Fla.
4/25	L	0-1	Florida State	Tallahassee, Fla.
4/26	W	14-3	Florida State	Tallahassee, Fla.
4/27	L	0-12	Florida State	Tallahassee, Fla.
5/2	W	27-1	Pace	Coral Gables, Fla.
5/3	W	23-1	Pace	Coral Gables, Fla.
5/4	W	20-2	Pace	Coral Gables, Fla.
5/9	W	12-2	Jacksonville	Jacksonville, Fla.
5/10	L	8-11	Jacksonville	Jacksonville, Fla.
5/11	L	4-5	Jacksonville	Jacksonville, Fla.
5/16	W	12-7	Savannah State	Coral Gables, Fla.
5/17	W	11-2	Savannah State	Coral Gables, Fla.
5/18	W	11-3	Savannah State	Coral Gables, Fla.
5/19	W	6-4	Savannah State	Coral Gables, Fla.
5/22	W	6-4	Long Beach State	Long Beach, Calif.
5/23	W	3-2	Long Beach State	Long Beach, Calif.
5/24	L	3-7	Long Beach State	Long Beach, Calif.
5/30+	W	10-5	Bethune-Cookman	Coral Gables, Fla.
5/31+	W	1-0	Florida Atlantic	Coral Gables, Fla.
6/1+	L	5-15	Florida	Coral Gables, Fla.
6/1+	W	13-10	Florida	Coral Gables, Fla.
6/7\$	W	10-9	NC State	Coral Gables, Fla.
6/8\$	W	11-5	NC State (11)	Coral Gables, Fla.

6/14#	L	2-13	Texas	Omaha, Neb.
6/16#	W	7-5	Missouri State	Omaha, Neb.
6/17#	L	1-5	Texas	Omaha, Neb.

2004

50-13 (.794)

COLLEGE WORLD SERIES

2/13	L	0-3	Florida	Coral Gables, Fla.
2/14	W	4-1	Florida	Coral Gables, Fla.
2/15	W	19-5	Florida	Coral Gables, Fla.
2/20	W	8-7	Tennessee	Coral Gables, Fla.
2/21	L	11-14	Tennessee	Coral Gables, Fla.
2/22	W	14-3	Tennessee	Coral Gables, Fla.
2/26	L	7-11	FIU	Miami, Fla.
2/27	W	9-7	FIU	Homestead, Fla.
2/28	W	17-0	La Salle	Homestead, Fla.
2/29	W	9-2	Minnesota	Coral Gables, Fla.
3/4	W	9-3	Maine	Coral Gables, Fla.
3/5	W	6-3	Elon	Coral Gables, Fla.
3/6	W	24-0	Elon	Coral Gables, Fla.
3/7	W	6-5	Elon	Coral Gables, Fla.
3/10	W	10-8	Campbell	Coral Gables, Fla.
3/12	W	12-2	Rutgers	Coral Gables, Fla.
3/13	W	10-5	Rutgers	Coral Gables, Fla.
3/14	W	6-5	Rutgers	Coral Gables, Fla.
3/16	L	2-7	USF	Tampa, Fla.
3/17	W	17-3	USF	Tampa, Fla.
3/19	W	6-3	Illinois-Chicago	Coral Gables, Fla.
3/20	W	6-4	Illinois-Chicago	Coral Gables, Fla.
3/21	W	13-1	Illinois-Chicago	Coral Gables, Fla.
3/24	L	4-5	FIU	Coral Gables, Fla.
3/27	W	6-1	Penn State	Coral Gables, Fla.
3/27	W	1-0	Penn State	Coral Gables, Fla.
3/28	W	11-3	Penn State	Coral Gables, Fla.
4/2	L	4-17	Georgia Tech	Atlanta, Ga.
4/3	W	9-7	Georgia Tech	Atlanta, Ga.
4/4	W	16-13	Georgia Tech	Atlanta, Ga.
4/9	L	5-6	Florida State	Coral Gables, Fla.
4/10	W	17-11	Florida State	Coral Gables, Fla.
4/11	W	4-0	Florida State	Coral Gables, Fla.
4/16	W	10-0	Florida State	Coral Gables, Fla.
4/17	W	7-3	Florida State	Coral Gables, Fla.
4/18	L	3-10	Florida State	Coral Gables, Fla.
4/23	W	8-0	Virginia	Coral Gables, Fla.
4/24	W	22-3	Virginia	Coral Gables, Fla.
4/25	L	3-4	Virginia	Coral Gables, Fla.
4/30	W	6-1	Coastal Carolina	Coral Gables, Fla.
5/1	W	5-1	Coastal Carolina	Coral Gables, Fla.
5/2	W	13-11	Coastal Carolina	Coral Gables, Fla.
5/7	W	6-4	Jacksonville	Coral Gables, Fla.
5/8	W	12-4	Jacksonville	Coral Gables, Fla.
5/9	W	7-4	Jacksonville	Coral Gables, Fla.
5/14	L	1-4	North Carolina	Coral Gables, Fla.
5/15	W	4-3	North Carolina	Coral Gables, Fla.
5/16	L	0-2	North Carolina	Coral Gables, Fla.
5/19	W	13-3	Florida Atlantic	Coral Gables, Fla.
5/20	W	9-1	Ball State	Coral Gables, Fla.
5/21	W	4-2	Ball State	Coral Gables, Fla.
5/22	W	7-3	Ball State	Coral Gables, Fla.
5/27	W	8-5	Long Beach State	Coral Gables, Fla.
5/28	W	7-3	Long Beach State	Coral Gables, Fla.
5/29	W	7-6	Long Beach State	Coral Gables, Fla.

HURRICANES BASEBALL HISTORY

6/4+	W	6-3	St. Bonaventure	Coral Gables, Fla.	5/15	L	3-4	Virginia	Charlottesville, Va.
6/5+	W	19-5	NC State	Coral Gables, Fla.	5/19	L	5-15	Clemson	Clemson, S.C.
6/6+	W	19-6	Florida Atlantic	Coral Gables, Fla.	5/20	L	2-9	Clemson	Clemson, S.C.
6/12\$	W	8-7	Florida	Coral Gables, Fla.	5/21	L	2-6	Clemson	Clemson, S.C.
6/13\$	W	3-1	Florida	Coral Gables, Fla.	5/25\$	L	1-2	NC State	Jacksonville, Fla.
6/19#	W	9-5	LSU	Omaha, Neb.	5/26%	L	1-9	Clemson	Jacksonville, Fla.
6/21#	L	3-6	Cal State Fullerton	Omaha, Neb.	6/3+	W	6-2	VCU	Coral Gables, Fla.
6/22#	L	11-15	South Carolina	Omaha, Neb.	6/4+	W	4-1	Mississippi State	Coral Gables, Fla.
					6/5+	W	10-4	Mississippi State	Coral Gables, Fla.
					6/10\$	L	1-3	Nebraska	Lincoln, Neb.
					6/11\$	L	3-6	Nebraska	Lincoln, Neb.

2005

41-19-1 (.672)

NCAA TOURNAMENT

2/1	W	7-0	FIU	Coral Gables, Fla.
2/4	W	12-5	High Point	Coral Gables, Fla.
2/5	W	7-6	High Point (11)	Coral Gables, Fla.
2/6	W	10-1	High Point	Coral Gables, Fla.
2/11	W	11-9	USF	Coral Gables, Fla.
2/12	W	7-5	USF	Coral Gables, Fla.
2/13	W	9-4	USF	Coral Gables, Fla.
2/18	W	9-7	Florida	Gainesville, Fla.
2/19	L	1-2	Florida (11)	Gainesville, Fla.
2/20	L	11-14	Florida	Gainesville, Fla.
2/25	W	12-1	George Washington	Coral Gables, Fla.
2/26	L	4-5	George Washington	Coral Gables, Fla.
2/27	W	16-3	George Washington	Coral Gables, Fla.
3/2	W	5-1	Northeastern	Coral Gables, Fla.
3/4	W	6-1	NC State	Coral Gables, Fla.
3/5	L	5-11	NC State	Coral Gables, Fla.
3/6	W	13-7	NC State	Coral Gables, Fla.
3/8	W	3-0	Pittsburgh	Coral Gables, Fla.
3/11	W	14-3	Duke	Coral Gables, Fla.
3/12	W	12-1	Duke	Coral Gables, Fla.
3/13	W	6-1	Duke	Coral Gables, Fla.
3/16	W	13-2	Rutgers	Coral Gables, Fla.
3/18	W	11-2	Wake Forest	Winston-Salem, N.C.
3/19	L	6-13	Wake Forest	Winston-Salem, N.C.
3/20	W	12-4	Wake Forest	Winston-Salem, N.C.
3/23	W	11-3	FIU	Miami, Fla.
3/25	W	20-1	Georgia Tech	Coral Gables, Fla.
3/26	L	6-17	Georgia Tech	Coral Gables, Fla.
3/27	L	10-11	Georgia Tech	Coral Gables, Fla.
3/31	W	1-0	Oral Roberts	Coral Gables, Fla.
4/1	W	17-6	Oral Roberts	Coral Gables, Fla.
4/2	L	3-4	Oral Roberts (12)	Coral Gables, Fla.
4/3	L	8-12	Oral Roberts	Coral Gables, Fla.
4/8	W	7-3	Virginia Tech	Blacksburg, Va.
4/9	W	20-5	Virginia Tech	Salem, Va.
4/10	W	9-5	Virginia Tech	Salem, Va.
4/15	W	17-7	North Carolina	Chapel Hill, N.C.
4/16	W	18-9	North Carolina	Chapel Hill, N.C.
4/17	T	7-7	North Carolina	Chapel Hill, N.C.
4/22	W	5-3	Florida State	Coral Gables, Fla.
4/23	W	5-2	Florida State	Coral Gables, Fla.
4/24	L	1-13	Florida State	Coral Gables, Fla.
4/29	W	4-3	Maryland	Coral Gables, Fla.
4/30	W	12-8	Maryland	Coral Gables, Fla.
5/1	L	9-11	Maryland	Coral Gables, Fla.
5/6	W	4-2	Jacksonville	Coral Gables, Fla.
5/7	W	15-2	Jacksonville	Coral Gables, Fla.
5/8	W	6-5	Jacksonville (10)	Coral Gables, Fla.
5/13	W	7-6	Virginia	Charlottesville, Va.
5/14	W	1-0	Virginia	Charlottesville, Va.

2006

42-24 (.636)

COLLEGE WORLD SERIES

1/28	W	17-3	FIU	Coral Gables, Fla.
1/29	W	5-0	FIU	Miami, Fla.
2/3	W	16-4	Winthrop	Coral Gables, Fla.
2/5	L	3-8	Winthrop	Coral Gables, Fla.
2/5	L	3-4	Winthrop	Coral Gables, Fla.
2/10	W	3-1	UCLA	Los Angeles, Calif.
2/11	L	4-7	UCLA	Los Angeles, Calif.
2/12	W	5-2	UCLA	Los Angeles, Calif.
2/15	W	13-4	Louisville	Coral Gables, Fla.
2/17	L	1-2	Florida	Coral Gables, Fla.
2/18	L	1-4	Florida	Coral Gables, Fla.
2/19	L	10-11	Florida	Coral Gables, Fla.
2/25	W	4-3	Bethune-Cookman	Coral Gables, Fla.
2/25	W	9-1	Bethune-Cookman	Coral Gables, Fla.
2/26	W	9-1	Bethune-Cookman	Coral Gables, Fla.
3/3	W	4-0	Indiana	Coral Gables, Fla.
3/4	W	7-2	Indiana	Coral Gables, Fla.
3/5	W	6-4	Indiana	Coral Gables, Fla.
3/8	W	9-4	Michigan State	Coral Gables, Fla.
3/10	W	14-3	Virginia Tech	Coral Gables, Fla.
3/11	W	12-3	Virginia Tech	Coral Gables, Fla.
3/12	W	10-4	Virginia Tech	Coral Gables, Fla.
3/14	W	6-0	Fordham	Coral Gables, Fla.
3/15	W	12-2	Manhattan	Coral Gables, Fla.
3/17	W	3-0	Duke	Durham, N.C.
3/18	W	4-3	Duke	Durham, N.C.
3/19	W	7-1	Duke	Durham, N.C.
3/24	W	10-2	Maryland	College Park, Md.
3/25	L	4-5	Maryland	College Park, Md.
3/26	W	3-1	Maryland	College Park, Md.
3/31	L	6-8	Clemson	Coral Gables, Fla.
4/1	L	2-6	Clemson	Coral Gables, Fla.
4/2	L	1-14	Clemson	Coral Gables, Fla.
4/7	L	7-8	North Carolina	Coral Gables, Fla.
4/8	W	9-7	North Carolina	Coral Gables, Fla.
4/9	L	6-9	North Carolina	Coral Gables, Fla.
4/14	W	7-3	Florida State	Tallahassee, Fla.
4/15	L	1-16	Florida State	Tallahassee, Fla.
4/16	W	7-5	Florida State	Tallahassee, Fla.
4/21	L	2-8	Virginia	Coral Gables, Fla.
4/22	L	7-15	Virginia	Coral Gables, Fla.
4/23	W	9-8	Virginia (10)	Coral Gables, Fla.
4/28	L	2-9	NC State	Raleigh, N.C.
4/29	W	9-6	NC State	Raleigh, N.C.
4/30	W	12-10	NC State	Raleigh, N.C.
5/5	W	5-2	Wright State	Coral Gables, Fla.
5/6	W	14-1	Wright State	Coral Gables, Fla.

HURRICANES BASEBALL HISTORY

5/7	W	15-1	Wright State	Coral Gables, Fla.	4/20	W	11-9	Virginia Tech	Blacksburg, Va.
5/12	W	13-1	Wake Forest	Coral Gables, Fla.	4/21	W	4-3	Virginia Tech	Blacksburg, Va.
5/13	W	11-10	Wake Forest (10)	Coral Gables, Fla.	4/22	W	9-5	Virginia Tech	Blacksburg, Va.
5/14	L	5-8	Wake Forest	Coral Gables, Fla.	4/25	W	7-3	Stetson	Coral Gables, Fla.
5/18	W	8-7	Georgia Tech	Atlanta, Ga.	4/27	L	6-7	Florida State	Coral Gables, Fla.
5/19	L	5-14	Georgia Tech	Atlanta, Ga.	4/28	L	8-13	Florida State	Coral Gables, Fla.
5/20	L	7-12	Georgia Tech	Atlanta, Ga.	4/29	W	7-1	Florida State	Coral Gables, Fla.
5/24	L	1-2	Georgia Tech	Jacksonville, Fla.	5/4	W	3-2	Wright State	Coral Gables, Fla.
5/25	W	4-1	Wake Forest	Jacksonville, Fla.	5/5	W	11-2	Wright State	Coral Gables, Fla.
5/26	L	4-7	Georgia Tech	Jacksonville, Fla.	5/6	W	13-5	Wright State	Coral Gables, Fla.
6/2+	W	11-2	San Francisco	Lincoln, Neb.	5/11	W	9-8	Wake Forest (14)	Winston-Salem, N.C.
6/3+	W	8-2	Manhattan	Lincoln, Neb.	5/12	L	10-12	Wake Forest	Winston-Salem, N.C.
6/4+	W	10-4	Manhattan	Lincoln, Neb.	5/13	W	2-1	Wake Forest	Winston-Salem, N.C.
6/10\$	L	9-11	Mississippi	Oxford, Miss.	5/17	W	2-1	Duke	Coral Gables, Fla.
6/11\$	W	7-0	Mississippi	Oxford, Miss.	5/18	W	5-1	Duke	Coral Gables, Fla.
6/12\$	W	14-9	Mississippi	Oxford, Miss.	5/19	W	14-5	Duke	Coral Gables, Fla.
6/17#	W	11-1	Oregon State	Omaha, Neb.	5/23	L	4-5	Clemson (13)	Jacksonville, Fla.
6/19#	L	2-3	Rice	Omaha, Neb.	5/25	W	9-3	Florida State	Jacksonville, Fla.
6/20#	L	1-8	Oregon State	Omaha, Neb.	5/26	L	3-7	Wake Forest	Jacksonville, Fla.
					6/1+	L	7-13	Louisville	Columbia, Mo.
					6/2+	W	8-7	Kent State	Columbia, Mo.
					6/3+	L	7-8	Louisville	Columbia, Mo.

2007

37-24 (.607)

NCAA TOURNAMENT

2/2	L	5-6	Mercer	Coral Gables, Fla.
2/3	L	5-8	Mercer	Coral Gables, Fla.
2/9	W	1-0	UCLA	Coral Gables, Fla.
2/10	W	9-8	UCLA	Coral Gables, Fla.
2/11	W	7-3	UCLA	Coral Gables, Fla.
2/16	L	2-7	Florida	Gainesville, Fla.
2/17	L	5-7	Florida	Gainesville, Fla.
2/18	W	10-7	Florida	Gainesville, Fla.
2/23	L	10-7	Elon	Coral Gables, Fla.
2/24	W	17-4	Elon	Coral Gables, Fla.
2/25	W	6-3	Elon	Coral Gables, Fla.
3/2	W	14-8	Fordham	Coral Gables, Fla.
3/3	W	8-1	Fordham	Coral Gables, Fla.
3/4	W	10-9	Fordham (10)	Coral Gables, Fla.
3/6	L	2-5	St. Bonaventure	Coral Gables, Fla.
3/7	W	7-2	La Salle	Coral Gables, Fla.
3/9	L	5-7	North Carolina	Chapel Hill, N.C.
3/10	L	1-3	North Carolina	Chapel Hill, N.C.
3/11	L	7-11	North Carolina	Chapel Hill, N.C.
3/13	W	4-2	Maine	Coral Gables, Fla.
3/14	W	4-1	Rutgers	Coral Gables, Fla.
3/16	W	13-3	Maryland	Coral Gables, Fla.
3/17	W	4-3	Maryland	Coral Gables, Fla.
3/18	L	4-5	Maryland	Coral Gables, Fla.
3/23	L	1-4	Virginia	Charlottesville, Va.
3/24	L	0-3	Virginia	Charlottesville, Va.
3/25	W	4-2	Virginia	Charlottesville, Va.
3/30	W	10-3	Clemson	Clemson, S.C.
3/31	L	1-4	Clemson	Clemson, S.C.
4/1	W	7-6	Clemson	Clemson, S.C.
4/4	W	10-9	Florida Int'l (10)	Coral Gables, Fla.
4/6	L	2-9	Georgia Tech	Coral Gables, Fla.
4/7	W	5-2	Georgia Tech (11)	Coral Gables, Fla.
4/8	W	8-7	Georgia Tech	Coral Gables, Fla.
4/11	W	11-7	FIU	Miami, Fla.
4/13	L	3-5	NC State (13)	Coral Gables, Fla.
4/14	W	5-1	NC State	Coral Gables, Fla.
4/15	L	9-19	NC State	Coral Gables, Fla.
4/18	L	2-3	North Florida	Coral Gables, Fla.

2008

53-11 (.828)

COLLEGE WORLD SERIES

2/22	W	3-1	Cincinnati	Coral Gables, Fla.
2/23	W	6-4	Cincinnati	Coral Gables, Fla.
2/24	W	8-0	Cincinnati	Coral Gables, Fla.
2/26*	L	2-7	Miami Marlins	Jupiter, Fla.
2/29	W	8-4	Florida	Coral Gables, Fla.
3/1	W	8-5	Florida	Coral Gables, Fla.
3/2	L	2-6	Florida	Coral Gables, Fla.
3/4	W	9-2	Lehigh	Coral Gables, Fla.
3/7	W	10-7	Boston College	Coral Gables, Fla.
3/8	W	8-3	Boston College	Coral Gables, Fla.
3/9	W	7-1	Boston College	Coral Gables, Fla.
3/11	W	10-0	Penn State	Coral Gables, Fla.
3/12	W	7-4	Maine	Coral Gables, Fla.
3/14	W	12-5	NC State	Raleigh, N.C.
3/15	W	2-1	NC State	Raleigh, N.C.
3/16	L	10-11	NC State	Raleigh, N.C.
3/18	W	20-9	Cornell	Coral Gables, Fla.
3/19	W	13-1	NJIT	Coral Gables, Fla.
3/21	W	17-4	Wake Forest	Coral Gables, Fla.
3/23	W	23-2	Wake Forest	Coral Gables, Fla.
3/25	W	10-5	Bethune-Cookman	Coral Gables, Fla.
3/26	W	7-6	Bethune-Cookman	Coral Gables, Fla.
3/28	W	7-5	Duke (10)	Durham, N.C.
3/29	W	8-1	Duke	Durham, N.C.
4/1	W	16-7	Florida Atlantic	Coral Gables, Fla.
4/2	W	13-2	FIU	Miami, Fla.
4/4	W	6-4	Clemson	Coral Gables, Fla.
4/5	W	15-5	Clemson	Coral Gables, Fla.
4/6	W	7-6	Clemson	Coral Gables, Fla.
4/8	W	4-2	Florida Gulf Coast (11)	Coral Gables, Fla.
4/9	L	3-6	Florida Atlantic	Coral Gables, Fla.
4/12	W	10-5	Georgia Tech	Atlanta, Ga.
4/12	W	15-5	Georgia Tech	Atlanta, Ga.
4/13	W	9-3	Georgia Tech	Atlanta, Ga.
4/16	W	12-10	Florida Atlantic	Boca Raton, Fla.
4/18	W	11-4	Florida State	Tallahassee, Fla.

HURRICANES BASEBALL HISTORY

4/19	L	5-9	Florida State	Tallahassee, Fla.	4/7	W	8-7	Florida Atlantic	Coral Gables, Fla.
4/20	W	11-10	Florida State	Tallahassee, Fla.	4/11	W	12-8	Clemson	Clemson, S.C.
4/23	L	3-6	FIU	Coral Gables, Fla.	4/11	L	1-9	Clemson	Clemson, S.C.
4/25	W	1-0	Virginia	Coral Gables, Fla.	4/12	L	6-9	Clemson	Clemson, S.C.
4/26	W	4-3	Virginia (10)	Coral Gables, Fla.	4/14	W	3-1	Florida Atlantic	Coral Gables, Fla.
4/27	W	10-0	Virginia	Coral Gables, Fla.	4/17	L	0-3	North Carolina	Chapel Hill, N.C.
5/2	W	10-6	St. Mary's	Coral Gables, Fla.	4/18	L	4-5	North Carolina (10)	Chapel Hill, N.C.
5/3	W	5-0	St. Mary's	Coral Gables, Fla.	4/19	L	1-4	North Carolina	Chapel Hill, N.C.
5/4	W	15-3	St. Mary's	Coral Gables, Fla.	4/22	W	13-7	Florida Gulf Coast	Coral Gables, Fla.
5/9	W	12-4	Virginia Tech	Blacksburg, Va.	4/24	W	4-1	Virginia Tech	Coral Gables, Fla.
5/10	L	6-7	Virginia Tech	Blacksburg, Va.	4/25	L	4-7	Virginia Tech	Coral Gables, Fla.
5/10	W	9-2	Virginia Tech	Blacksburg, Va.	4/26	W	11-3	Virginia Tech	Coral Gables, Fla.
5/13	W	5-2	North Florida	Coral Gables, Fla.	4/28	L	1-10	North Florida	Coral Gables, Fla.
5/15	W	12-2	North Carolina	Coral Gables, Fla.	5/1	W	5-1	Boston College	Chestnut Hill, Mass.
5/16	L	6-10	North Carolina	Coral Gables, Fla.	5/2	W	7-5	Boston College	Brockton, Mass.
5/17	L	11-12	North Carolina	Coral Gables, Fla.	5/3	L	3-13	Boston College	Chestnut Hill, Mass.
5/21%	W	7-1	Clemson	Jacksonville, Fla.	5/8	L	0-1	Bethune-Cookman	Coral Gables, Fla.
5/22%	W	15-12	Georgia Tech	Jacksonville, Fla.	5/9	W	14-4	Bethune-Cookman	Coral Gables, Fla.
5/24%	W	5-2	NC State	Jacksonville, Fla.	5/10	L	2-5	Bethune-Cookman	Coral Gables, Fla.
5/25%	W	8-4	Virginia	Jacksonville, Fla.	5/14	W	23-5	Wake Forest	Winston-Salem, N.C.
5/30+	W	7-4	Bethune-Cookman	Coral Gables, Fla.	5/16	W	19-6	Wake Forest	Winston-Salem, N.C.
5/31+	W	6-5	Missouri	Coral Gables, Fla.	5/16	W	4-2	Wake Forest	Winston-Salem, N.C.
6/1+	W	11-2	Mississippi	Coral Gables, Fla.	5/20%	W	8-6	Georgia Tech	Durham, N.C.
6/6\$	L	3-6	Arizona	Coral Gables, Fla.	5/21%	L	2-4	Florida State	Durham, N.C.
6/7\$	W	14-10	Arizona	Coral Gables, Fla.	5/22%	L	1-10	Boston College	Durham, N.C.
6/8\$	W	4-2	Arizona	Coral Gables, Fla.	5/29+	W	9-4	Jacksonville	Gainesville, Fla.
6/14#	L	4-7	Georgia	Omaha, Neb.	5/30+	L	2-8	Florida	Gainesville, Fla.
6/16#	W	7-5	Florida State	Omaha, Neb.	5/31+	W	4-0	Jacksonville	Gainesville, Fla.
6/18#	L	3-8	Stanford	Omaha, Neb.	5/31+	L	5-16	Florida	Gainesville, Fla.

2009

NCAA TOURNAMENT

2/20	W	6-1	Rutgers	Coral Gables, Fla.
2/21	W	4-2	Rutgers	Coral Gables, Fla.
2/21	L	4-5	Rutgers	Coral Gables, Fla.
2/22	W	18-9	Rutgers	Coral Gables, Fla.
2/27	W	8-5	Florida	Gainesville, Fla.
2/28	W	2-1	Florida	Gainesville, Fla.
3/1	W	16-2	Florida	Gainesville, Fla.
3/3	L	0-3	Rhode Island	Coral Gables, Fla.
3/4	W	14-3	Mount St. Mary's	Coral Gables, Fla.
3/6	W	7-6	NC State (12)	Coral Gables, Fla.
3/7	W	4-0	NC State	Coral Gables, Fla.
3/8	W	9-7	NC State	Coral Gables, Fla.
3/10	W	11-6	St. Joseph's	Coral Gables, Fla.
3/11	W	11-6	Pittsburgh	Coral Gables, Fla.
3/13	W	5-4	Duke	Coral Gables, Fla.
3/14	L	0-2	Duke	Coral Gables, Fla.
3/15	W	7-6	Duke	Coral Gables, Fla.
3/17	W	8-0	St. Thomas	Coral Gables, Fla.
3/18	W	11-1	UMBC	Coral Gables, Fla.
3/20	L	4-9	Virginia	Charlottesville, Va.
3/21	W	4-3	Virginia	Charlottesville, Va.
3/22	W	7-5	Virginia (8)	Charlottesville, Va.
3/24	L	1-7	Ohio State	Coral Gables, Fla.
3/25	W	13-6	Florida Atlantic	Boca Raton, Fla.
3/27	L	9-13	Georgia Tech	Coral Gables, Fla.
3/28	L	4-6	Georgia Tech	Coral Gables, Fla.
3/29	W	6-2	Georgia Tech	Coral Gables, Fla.
4/1	W	15-10	Barry	Coral Gables, Fla.
4/3	L	4-14	Florida State	Coral Gables, Fla.
4/4	W	6-4	Florida State	Coral Gables, Fla.
4/5	W	14-8	Florida State	Coral Gables, Fla.

38-22 (.633)

2010

NCAA TOURNAMENT

2/19	W	12-1	Rutgers	Coral Gables, Fla.
2/20	W	10-8	Rutgers	Coral Gables, Fla.
2/21	W	9-7	Rutgers	Coral Gables, Fla.
2/26	W	7-3	Manhattan	Coral Gables, Fla.
2/27	W	18-1	Manhattan	Coral Gables, Fla.
2/28	L	7-12	Manhattan	Coral Gables, Fla.
3/2	W	15-2	USF	Tampa, Fla.
3/5	L	1-7	Florida	Coral Gables, Fla.
3/6	W	9-6	Florida	Coral Gables, Fla.
3/7	L	2-4	Florida	Coral Gables, Fla.
3/9	W	19-2	UCF	Orlando, Fla.
3/12	L	0-3	Boston College	Coral Gables, Fla.
3/13	W	7-1	Boston College	Coral Gables, Fla.
3/14	W	11-4	Boston College	Coral Gables, Fla.
3/16	L	3-4	Fordham	Coral Gables, Fla.
3/17	W	9-8	Fordham	Coral Gables, Fla.
3/19	W	3-1	Duke	Durham, N.C.
3/20	W	11-3	Duke	Durham, N.C.
3/21	W	7-6	Duke	Durham, N.C.
3/23	L	3-6	UCF	Coral Gables, Fla.
3/26	W	6-5	NC State	Raleigh, N.C.
3/27	L	6-7	NC State (11)	Raleigh, N.C.
3/28	W	4-0	NC State	Raleigh, N.C.
3/31	W	12-5	FAU	Coral Gables, Fla.
4/2	W	7-4	Wake Forest	Coral Gables, Fla.
4/3	W	9-8	Wake Forest (11)	Coral Gables, Fla.
4/4	W	10-1	Wake Forest	Coral Gables, Fla.
4/6	W	8-5	Florida Atlantic	Boca Raton, Fla.
4/7	W	11-0	Florida Atlantic	Coral Gables, Fla.
4/9	L	7-9	Virginia Tech	Blacksburg, Va.
4/10	W	9-2	Virginia Tech	Blacksburg, Va.

43-20 (.683)

HURRICANES BASEBALL HISTORY

4/11	L	2-4	Virginia Tech	Blacksburg, Va.	3/29	W	13-2	Florida Gulf Coast	Coral Gables, Fla.
4/14	W	9-0	Florida Gulf Coast	Ft Myers, Fla.	4/3	W	19-4	Boston College	Chestnut Hill, Mass.
4/16	W	7-5	North Carolina	Coral Gables, Fla.	4/3	W	7-6	Boston College (5)	Chestnut Hill, Mass.
4/17	W	11-1	North Carolina	Coral Gables, Fla.	4/6	W	8-1	Florida Gulf Coast	Ft. Myers, Fla.
4/18	W	5-2	North Carolina (8)	Coral Gables, Fla.	4/8	W	4-1	NC State	Coral Gables, Fla.
4/20	W	5-2	Bethune-Cookman	Coral Gables, Fla.	4/9	W	14-13	NC State (10)	Coral Gables, Fla.
4/23	W	6-5	Florida State	Tallahassee, Fla.	4/10	W	3-0	NC State	Coral Gables, Fla.
4/24	L	7-8	Florida State	Tallahassee, Fla.	4/13	W	10-5	Barry	Coral Gables, Fla.
4/25	L	6-7	Florida State	Tallahassee, Fla.	4/15	W	10-4	Maryland	College Park, Md.
4/27	W	9-6	St. Thomas	Coral Gables, Fla.	4/17	L	2-10	Maryland	College Park, Md.
4/28	W	14-7	USF	Coral Gables, Fla.	4/17	W	5-2	Maryland	College Park, Md.
4/30	W	5-1	Maryland	Coral Gables, Fla.	4/20	W	5-3	Bethune-Cookman	Coral Gables, Fla.
5/1	W	6-4	Maryland	Coral Gables, Fla.	4/23	W	13-6	North Carolina (10)	Chapel Hill, N.C.
5/2	W	9-1	Maryland	Coral Gables, Fla.	4/23	W	5-3	North Carolina	Chapel Hill, N.C.
5/7	W	6-0	Barry	Coral Gables, Fla.	4/24	L	1-8	North Carolina	Chapel Hill, N.C.
5/8	W	11-1	Barry	Coral Gables, Fla.	4/27	W	14-5	USF	Coral Gables, Fla.
5/14	L	3-14	Georgia Tech	Atlanta, Ga.	4/29	L	5-6	Florida State	Coral Gables, Fla.
5/15	W	9-2	Georgia Tech	Atlanta, Ga.	4/30	L	0-2	Florida State	Coral Gables, Fla.
5/16	L	3-6	Georgia Tech	Atlanta, Ga.	5/1	W	5-1	Florida State	Coral Gables, Fla.
5/18	W	5-4	Florida Gulf Coast	Coral Gables, Fla.	5/6	W	16-4	Hofstra	Coral Gables, Fla.
5/20	W	5-4	Virginia (11)	Coral Gables, Fla.	5/7	W	9-3	Hofstra	Coral Gables, Fla.
5/21	L	1-3	Virginia	Coral Gables, Fla.	5/8	L	0-5	Hofstra	Coral Gables, Fla.
5/22	L	4-7	Virginia	Coral Gables, Fla.	5/13	W	6-2	Virginia	Charlottesville, Va.
5/26%	W	9-3	Florida State	Greensboro, N.C.	5/14	L	2-3	Virginia	Charlottesville, Va.
5/27%	L	10-12	Boston College (12)	Greensboro, N.C.	5/15	L	4-5	Virginia	Charlottesville, Va.
5/29%	L	8-12	Virginia	Greensboro, N.C.	5/17	L	4-7	Florida Atlantic	Coral Gables, Fla.
6/4+	W	12-8	Dartmouth	Coral Gables, Fla.	5/19	W	4-1	Duke	Coral Gables, Fla.
6/5+	W	14-1	Texas A&M	Coral Gables, Fla.	5/20	L	0-2	Duke	Coral Gables, Fla.
6/6+	L	7-11	Texas A&M	Coral Gables, Fla.	5/21	W	5-2	Duke	Coral Gables, Fla.
6/7+	W	10-3	Texas A&M	Coral Gables, Fla.	5/26%	W	7-3	North Carolina	Durham, N.C.
6/11\$	L	2-7	Florida	Gainesville, Fla.	5/27%	L	4-6	Virginia	Durham, N.C.
6/12\$	L	3-4	Florida (10)	Gainesville, Fla.	5/28%	W	4-2	Wake Forest	Durham, N.C.
					6/3+	W	7-2	Jacksonville	Gainesville, Fla.
					6/4+	L	4-5	Florida	Gainesville, Fla.
					6/5+	W	6-3	Jacksonville	Gainesville, Fla.
					6/5+	L	4-11	Florida	Gainesville, Fla.

2011

38-23 (.623)

NCAA TOURNAMENT

2/18	W	2-1	Rutgers (11)	Coral Gables, Fla.
2/19	L	5-6	Rutgers (10)	Coral Gables, Fla.
2/20	W	5-3	Rutgers	Coral Gables, Fla.
2/23	L	4-7	Florida Atlantic	Boca Raton, Fla.
2/24	W	6-3	Appalachian State	Coral Gables, Fla.
2/25	L	5-7	Appalachian State	Coral Gables, Fla.
2/26	W	10-0	Appalachian State	Coral Gables, Fla.
2/27	W	9-8	Miami Marlins	Jupiter, Fla.
3/1	L	2-4	USF	Tampa, Fla.
3/4	L	3-8	Florida	Gainesville, Fla.
3/5	L	0-1	Florida	Gainesville, Fla.
3/6	L	3-5	Florida	Gainesville, Fla.
3/8	W	1-0	Illinois State (11)	Coral Gables, Fla.
3/9	L	2-9	Illinois State	Coral Gables, Fla.
3/11	W	3-1	Virginia Tech	Coral Gables, Fla.
3/12	W	2-1	Virginia Tech	Coral Gables, Fla.
3/13	W	11-1	Virginia Tech	Coral Gables, Fla.
3/15	W	7-3	Florida Atlantic	Coral Gables, Fla.
3/18	W	4-1	Wake Forest	Winston-Salem, N.C.
3/19	W	4-3	Wake Forest	Winston-Salem, N.C.
3/20	W	5-3	Wake Forest	Winston-Salem, N.C.
3/22	W	4-1	UCF	Coral Gables, Fla.
3/23	W	5-2	Florida Gulf Coast	Coral Gables, Fla.
3/25	L	3-8	Georgia Tech	Coral Gables, Fla.
3/26	L	3-12	Georgia Tech (10)	Coral Gables, Fla.
3/27	L	1-3	Georgia Tech	Coral Gables, Fla.

2012

36-23 (.610)

NCAA TOURNAMENT

2/17	W	6-2	Rutgers	Coral Gables, Fla.
2/18	W	4-1	Rutgers	Coral Gables, Fla.
2/19	W	9-7	Rutgers	Coral Gables, Fla.
2/22	W	3-0	Florida Gulf Coast	Ft. Myers, Fla.
2/24	W	15-4	Albany	Coral Gables, Fla.
2/25	W	11-1	Albany	Coral Gables, Fla.
2/26	W	12-5	Albany	Coral Gables, Fla.
2/29	W	10-5	Florida Atlantic	Coral Gables, Fla.
3/2	L	5-7	Florida	Coral Gables, Fla.
3/3	L	5-13	Florida	Coral Gables, Fla.
3/4	L	5-8	Florida	Coral Gables, Fla.
3/6*	L	6-7	Miami Marlins	Miami, Fla.
3/7	W	4-3	Miami (OH)	Coral Gables, Fla.
3/9	W	7-3	Boston College	Coral Gables, Fla.
3/10	W	5-3	Boston College	Coral Gables, Fla.
3/11	W	4-1	Boston College	Coral Gables, Fla.
3/13	W	11-6	Illinois State	Coral Gables, Fla.
3/14	W	3-2	UCF	Orlando, Fla.
3/16	L	1-5	Duke	Durham, N.C.
3/17	W	2-1	Duke	Durham, N.C.
3/18	W	7-1	Duke	Durham, N.C.
3/21	W	8-5	Florida Atlantic	Boca Raton, Fla.

HURRICANES BASEBALL HISTORY

3/23	W	4-1	Maryland	Coral Gables, Fla.	3/16	L	2-14	North Carolina	Chapel Hill, N.C.
3/24	W	9-1	Maryland	Coral Gables, Fla.	3/17	L	1-4	North Carolina	Chapel Hill, N.C.
3/25	L	4-6	Maryland	Coral Gables, Fla.	3/19	W	9-6	Columbia	Coral Gables, Fla.
3/28	W	11-4	St. Thomas	Coral Gables, Fla.	3/20	W	6-4	Columbia	Coral Gables, Fla.
3/30	L	1-3	Clemson	Clemson, S.C.	3/22	W	11-9	Virginia Tech	Coral Gables, Fla.
3/31	L	1-3	Clemson	Clemson, S.C.	3/23	W	2-0	Virginia Tech	Coral Gables, Fla.
4/1	W	4-2	Clemson	Clemson, S.C.	3/24	L	5-8	Virginia Tech (10)	Coral Gables, Fla.
4/4	L	1-4	UCF	Coral Gables, Fla.	3/27	L	1-6	Florida Atlantic	Coral Gables, Fla.
4/6	W	8-0	North Carolina	Coral Gables, Fla.	3/29	L	4-15	Virginia	Charlottesville, Va.
4/7	W	4-3	North Carolina (14)	Coral Gables, Fla.	3/30	L	1-8	Virginia	Charlottesville, Va.
4/8	W	4-0	North Carolina	Coral Gables, Fla.	3/31	W	4-3	Virginia	Charlottesville, Va.
4/11	L	2-4	Florida Gulf Coast	Coral Gables, Fla.	4/3	L	3-5	Bethune-Cookman	Coral Gables, Fla.
4/13	W	6-4	Virginia Tech	Blacksburg, Va.	4/5	L	2-4	Florida State	Coral Gables, Fla.
4/14	L	4-5	Virginia Tech	Blacksburg, Va.	4/6	W	6-0	Florida State	Coral Gables, Fla.
4/15	L	2-3	Virginia Tech	Blacksburg, Va.	4/7	L	1-5	Florida State	Coral Gables, Fla.
4/18	W	3-2	Stetson	Coral Gables, Fla.	4/10	W	8-2	Stetson	Coral Gables, Fla.
4/20	L	2-11	Florida State	Tallahassee, Fla.	4/12	W	1-0	Maryland (13)	College Park, Md.
4/21	L	1-6	Florida State	Tallahassee, Fla.	4/13	W	5-3	Maryland	College Park, Md.
4/22	L	7-8	Florida State	Tallahassee, Fla.	4/14	L	2-7	Maryland	College Park, Md.
4/24	W	3-1	Florida Atlantic	Coral Gables, Fla.	4/17	W	6-1	Bethune-Cookman	Coral Gables, Fla.
4/28	L	3-7	Virginia	Coral Gables, Fla.	4/19	L	0-1	Clemson	Coral Gables, Fla.
4/29	L	4-7	Virginia	Coral Gables, Fla.	4/20	W	2-1	Clemson	Coral Gables, Fla.
4/30	L	4-7	Virginia	Coral Gables, Fla.	4/21	W	7-0	Clemson	Coral Gables, Fla.
5/4	W	7-0	Bethune-Cookman	Coral Gables, Fla.	4/24	W	6-4	Florida Atlantic	Coral Gables, Fla.
5/5	W	5-4	Bethune-Cookman	Coral Gables, Fla.	4/26	L	0-1	Boston College	Chestnut Hill, Mass.
5/6	W	4-3	Bethune-Cookman	Coral Gables, Fla.	4/27	W	5-0	Boston College	Chestnut Hill, Mass.
5/11	W	11-0	Wake Forest	Coral Gables, Fla.	4/28	L	2-3	Boston College (11)	Chestnut Hill, Mass.
5/12	L	2-7	Wake Forest	Coral Gables, Fla.	5/3	W	12-3	St. John's	Coral Gables, Fla.
5/13	W	6-3	Wake Forest	Coral Gables, Fla.	5/4	W	4-2	St. John's	Coral Gables, Fla.
5/17	W	5-4	Georgia Tech	Atlanta, Ga.	5/5	W	6-4	St. John's	Coral Gables, Fla.
5/18	W	8-6	Georgia Tech	Atlanta, Ga.	5/10	W	8-3	Wake Forest	Winston-Salem, N.C.
5/19	L	1-2	Georgia Tech	Atlanta, Ga.	5/11	L	4-5	Wake Forest	Winston-Salem, N.C.
5/23%	L	2-3	NC State	Greensboro, N.C.	5/12	L	3-9	Wake Forest	Winston-Salem, N.C.
5/24%	W	5-3	North Carolina	Greensboro, N.C.	5/16	W	8-3	Georgia Tech	Coral Gables, Fla.
5/25%	W	6-3	Wake Forest	Greensboro, N.C.	5/17	W	11-7	Georgia Tech	Coral Gables, Fla.
5/27%	L	5-8	Georgia Tech	Greensboro, N.C.	5/18	L	1-10	Georgia Tech	Coral Gables, Fla.
6/1+	L	2-10	Stony Brook	Coral Gables, Fla.	5/23%	L	0-10	North Carolina (8)	Durham, N.C.
6/2+	L	2-12	Missouri State	Coral Gables, Fla.	5/24%	L	1-7	NC State	Durham, N.C.
					5/25%	W	7-0	Clemson	Durham, N.C.
					5/31+	W	7-0	Oklahoma State	Louisville, Ky.
					6/1+	L	4-6	Louisville	Louisville, Ky.
					6/2+	L	1-7	Oklahoma State	Louisville, Ky.

2013

37-25 (.597)

NCAA TOURNAMENT

2/16	W	5-4	Rutgers	Coral Gables, Fla.
2/16	W	4-1	Rutgers (7)	Coral Gables, Fla.
2/17	W	7-0	Rutgers	Coral Gables, Fla.
2/20	W	5-4	Florida Atlantic (11)	Boca Raton, Fla.
2/22	W	6-1	Milwaukee	Coral Gables, Fla.
2/23	W	6-1	Milwaukee	Coral Gables, Fla.
2/24	W	7-6	Milwaukee	Coral Gables, Fla.
2/26	W	5-4	St. Thomas	Coral Gables, Fla.
2/27	W	5-1	Barry	Coral Gables, Fla.
3/1	W	3-2	Florida	Gainesville, Fla.
3/2	L	4-6	Florida	Gainesville, Fla.
3/3	L	3-6	Florida	Gainesville, Fla.
3/5	W	6-2	Maine	Coral Gables, Fla.
3/6	W	5-0	UCF	Coral Gables, Fla.
3/8	L	2-4	Duke	Coral Gables, Fla.
3/9	L	2-9	Duke	Coral Gables, Fla.
3/10	W	5-3	Duke	Coral Gables, Fla.
3/12	L	6-17	Illinois State	Coral Gables, Fla.
3/13	W	9-2	Illinois State	Coral Gables, Fla.
3/15	W	4-1	North Carolina	Chapel Hill, N.C.

2014

44-19 (.698)

NCAA TOURNAMENT

2/14	W	6-3	Maine	Coral Gables, Fla.
2/15	L	1-3	Maine	Coral Gables, Fla.
2/16	W	11-2	Maine	Coral Gables, Fla.
2/19	L	2-5	FAU	Coral Gables, Fla.
2/21	W	6-4	Florida	Coral Gables, Fla.
2/22	W	5-2	Florida	Coral Gables, Fla.
2/23	L	4-6	Florida	Coral Gables, Fla.
2/26	L	2-5	Marlins (exhibition)	Jupiter, Fla.
2/28	W	3-1	Florida State	Tallahassee, Fla.
3/1	L	2-10	Florida State	Tallahassee, Fla.
3/2	L	6-13	Florida State	Tallahassee, Fla.
3/4	W	17-0	Villanova	Coral Gables, Fla.
3/5	W	7-2	Villanova	Coral Gables, Fla.
3/7	W	6-2	Boston College*	Coral Gables, Fla.
3/8	W	5-2	Boston College*	Coral Gables, Fla.
3/9	W	4-3	Boston College*	Coral Gables, Fla.
3/11	L	3-7	Bethune-Cookman	Coral Gables, Fla.

HURRICANES BASEBALL HISTORY

3/12	L	3-7	Stetson	DeLand, Fla.	3/4	W	7-3	FGCU	Coral Gables, Fla.
3/14	W	10-8	Georgia Tech*	Atlanta, Ga.	3/7	L	6-9	Louisville* (G1)	Louisville, Ky.
3/15	L	7-13	Georgia Tech* (G1)	Atlanta, Ga.	3/7	W	9-5	Louisville* (G2)	Louisville, Ky.
3/15	L	2-3	Georgia Tech* (G2)	Atlanta, Ga.	3/8	L	4-5	Louisville*	Louisville, Ky.
3/18	L	2-9	UCF	Coral Gables, Fla.	3/10	W	15-4	FGCU	Coral Gables, Fla.
3/19	W	5-2	FGCU (10)	Fort Myers, Fla.	3/11	W	7-0	Stetson	Coral Gables, Fla.
3/22	W	7-1	Virginia*	Coral Gables, Fla.	3/13	W	3-2	NC State* (10)	Coral Gables, Fla.
3/23	L	3-8	Virginia* (11)	Coral Gables, Fla.	3/14	W	9-2	NC State*	Coral Gables, Fla.
3/24	L	3-5	Virginia*	Coral Gables, Fla.	3/15	W	6-0	NC State*	Coral Gables, Fla.
3/26	W	4-0	FGCU	Coral Gables, Fla.	3/17	W	9-1	Army	Coral Gables, Fla.
3/28	W	1-2	NC State*	Raleigh, N.C.	3/20	W	15-2	Wake Forest*	Winston-Salem, N.C.
3/29	W	1-2	NC State*	Raleigh, N.C.	3/21	W	12-7	Wake Forest*	Winston-Salem, N.C.
3/30	W	12-5	NC State*	Raleigh, N.C.	3/22	L	4-10	Wake Forest*	Winston-Salem, N.C.
4/2	W	10-1	Bethune-Cookman	Coral Gables, Fla.	3/25	L	1-8	FGCU	Coral Gables, Fla.
4/4	W	8-7	Virginia Tech*	Blacksburg, Va.	3/27	W	4-3	North Carolina*	Chapel Hill, N.C.
4/5	W	4-3	Virginia Tech*	Blacksburg, Va.	3/28	W	4-3	North Carolina* (11)	Chapel Hill, N.C.
4/6	W	9-2	Virginia Tech*	Blacksburg, Va.	3/29	L	3-10	North Carolina*	Chapel Hill, N.C.
4/9	W	5-0	UCF	Orlando, Fla.	4/1	W	13-3	Bethune-Cookman	Coral Gables, Fla.
4/11	W	12-2	Pittsburgh*	Coral Gables, Fla.	4/3	W	4-3	Duke*	Coral Gables, Fla.
4/12	W	1-0	Pittsburgh*	Coral Gables, Fla.	4/4	W	3-2	Duke*	Coral Gables, Fla.
4/13	W	7-2	Pittsburgh*	Coral Gables, Fla.	4/5	W	10-0	Duke*	Coral Gables, Fla.
4/16	W	2-1	FAU	Coral Gables, Fla.	4/8	W	4-3	FAU (10)	Coral Gables, Fla.
4/19	W	3-2	Notre Dame*	Coral Gables, Fla.	4/10	W	11-1	Virginia Tech*	Coral Gables, Fla.
4/20	L	4-7	Notre Dame*	Coral Gables, Fla.	4/11	W	14-4	Virginia Tech*	Coral Gables, Fla.
4/21	W	6-3	Notre Dame*	Coral Gables, Fla.	4/12	W	9-1	Virginia Tech*	Coral Gables, Fla.
4/23	W	10-9	FAU	Boca Raton, Fla.	4/15	W	4-2	UCF	Coral Gables, Fla.
4/25	W	5-2	Clemson*	Clemson, S.C.	4/17	L	4-5	Virginia*	Charlottesville, Va.
4/26	W	3-2	Clemson* (12)	Clemson, S.C.	4/18	L	2-5	Virginia*	Charlottesville, Va.
4/27	W	10-2	Clemson*	Clemson, S.C.	4/19	W	8-6	Virginia*	Charlottesville, Va.
5/2	W	11-1	Alabama State	Coral Gables, Fla.	4/24	L	7-8	Florida State* (17)	Coral Gables, Fla.
5/3	L	5-6	Alabama State	Coral Gables, Fla.	4/25	L	5-15	Florida State*	Coral Gables, Fla.
5/4	W	6-3	Alabama State	Coral Gables, Fla.	4/26	W	12-0	Florida State*	Coral Gables, Fla.
5/7	W	7-3	FGCU	Coral Gables, Fla.	5/2	W	9-5	Pittsburgh (G1)	Pittsburgh, Pa.
5/9	W	6-1	Duke*	Durham, N.C.	5/2	W	12-0	Pittsburgh (G2)	Pittsburgh, Pa.
5/10	W	9-1	Duke*	Durham, N.C.	5/3	W	9-3	Pittsburgh	Pittsburgh, Pa.
5/11	W	4-3	Duke*	Durham, N.C.	5/6	W	14-0	Bethune-Cookman	Coral Gables, Fla.
5/16	W	6-5	North Carolina* (16) (G1)	Coral Gables, Fla.	5/8	W	26-0	NYIT	Coral Gables, Fla.
5/16	L	2-11	North Carolina* (G2)	Coral Gables, Fla.	5/9	W	13-1	NYIT	Coral Gables, Fla.
5/17	W	2-0	North Carolina*	Coral Gables, Fla.	5/10	W	19-1	NYIT	Coral Gables, Fla.
5/21*	L	3-6	Georgia Tech	Greensboro, N.C.	5/12	W	14-6	FAU	Coral Gables, Fla.
5/22*	L	2-3	Clemson	Greensboro, N.C.	5/14	W	3-0	Georgia Tech*	Coral Gables, Fla.
5/24*	W	6-5	Duke (12)	Greensboro, N.C.	5/15	W	22-1	Georgia Tech*	Coral Gables, Fla.
5/30+	W	1-0	Bethune-Cookman	Coral Gables, Fla.	5/16	W	17-4	Georgia Tech*	Coral Gables, Fla.
5/31+	L	0-3	Texas Tech	Coral Gables, Fla.	5/20*	W	9-5	Virginia	Durham, N.C.
6/1+	W	10-0	Bethune-Cookman	Coral Gables, Fla.	5/22*	L	4-5	NC State (12)	Durham, N.C.
6/1+	W	2-1	Texas Tech (10)	Coral Gables, Fla.	5/23*	W	6-5	Notre Dame	Durham, N.C.
6/2+	L	0-4	Texas Tech	Coral Gables, Fla.	5/29+	W	6-2	FIU	Coral Gables, Fla.

2015

50-17 (.746)

COLLEGE WORLD SERIES

2/13	W	5-2	Rutgers	Coral Gables, Fla.
2/14	W	9-5	Rutgers (G1)	Coral Gables, Fla.
2/14	W	9-3	Rutgers (G2)	Coral Gables, Fla.
2/15	W	25-4	Rutgers	Coral Gables, Fla.
2/18	L	3-5	FAU	Boca Raton, Fla.
2/20	L	3-4	Florida	Gainesville, Fla.
2/21	W	7-2	Florida	Gainesville, Fla.
2/22	L	1-2	Florida	Gainesville, Fla.
2/25	W	5-3	Barry	Coral Gables, Fla.
2/27	W	8-7	Wright State	Coral Gables, Fla.
2/28	W	4-3	Wright State	Coral Gables, Fla.
3/1	L	6-12	Wright State	Coral Gables, Fla.

2016

50-14 (.781)

COLLEGE WORLD SERIES

2/19	W	4-1	Rutgers	Coral Gables, Fla.
2/20	W	2-0	Rutgers	Coral Gables, Fla.
2/21	W	8-1	Rutgers	Coral Gables, Fla.

HURRICANES BASEBALL HISTORY

2/24	W	7-6	St. Thomas (10)	Coral Gables, Fla.
2/26	L	0-5	Florida	Coral Gables, Fla.
2/27	W	5-3	Florida	Coral Gables, Fla.
2/28	L	3-7	Florida	Coral Gables, Fla.
3/1	L	1-5	Marlins (exhibition)	Jupiter, Fla.
3/2	W	6-2	FGCU	Coral Gables, Fla.
3/4	W	10-0	Manhattan	Coral Gables, Fla.
3/5	W	14-4	Manhattan	Coral Gables, Fla.
3/6	W	7-4	Manhattan	Coral Gables, Fla.
3/8	W	6-2	Maine	Coral Gables, Fla.
3/9	W	4-2	Stetson	Coral Gables, Fla.
3/11	L	3-14	Virginia Tech*	Blacksburg, Va.
3/12	W	11-6	Virginia Tech*	Blacksburg, Va.
3/13	W	7-2	Virginia Tech*	Blacksburg, Va.
3/16	W	5-2	UCF	Orlando, Fla.
3/18	W	8-4	Louisville*	Coral Gables, Fla.
3/19	W	6-3	Louisville*	Coral Gables, Fla.
3/20	L	3-4	Louisville*	Coral Gables, Fla.
3/23	W	5-4	Bethune-Cookman	Coral Gables, Fla.
3/25	W	9-8	Clemson*	Coral Gables, Fla.
3/26	W	5-4	Clemson* (11)	Coral Gables, Fla.
3/27	W	10-5	Clemson*	Coral Gables, Fla.
4/1	W	10-4	North Carolina*	Coral Gables, Fla.
4/2	W	7-3	North Carolina*	Coral Gables, Fla.
4/3	W	7-4	North Carolina*	Coral Gables, Fla.
4/5	W	4-0	FGCU	Fort Myers, Fla.
4/10	W	10-2	Notre Dame*	South Bend, Ind.
4/12	W	8-3	Nova Southeastern	Coral Gables, Fla.
4/13	W	8-4	UCF	Coral Gables, Fla.
4/15	W	14-2	Duke*	Durham, N.C.
4/16	L	5-12	Duke*	Durham, N.C.
4/17	W	9-0	Duke*	Durham, N.C.
4/20	L	3-4	FAU	Coral Gables, Fla.
4/22	L	5-6	Virginia*	Coral Gables, Fla.
4/23	W	9-2	Virginia*	Coral Gables, Fla.
4/24	L	3-7	Virginia*	Coral Gables, Fla.
4/29	W	13-3	Florida A&M	Coral Gables, Fla.
4/30	W	11-2	Florida A&M	Coral Gables, Fla.
5/1	W	12-7	Florida A&M	Coral Gables, Fla.
5/5	W	5-2	FAU	Coral Gables, Fla.
5/7	L	1-12	Georgia Tech*	Atlanta, Ga.
5/8	W	12-2	Georgia Tech*	Atlanta, Ga.
5/9	W	17-6	Georgia Tech*	Atlanta, Ga.
5/10	W	14-7	Bethune-Cookman	Coral Gables, Fla.
5/13	W	7-6	Pittsburgh*	Coral Gables, Fla.
5/14	W	4-3	Pittsburgh* (11)	Coral Gables, Fla.
5/15	W	8-4	Pittsburgh*	Coral Gables, Fla.
5/17	W	8-3	FGCU	Coral Gables, Fla.
5/19	W	4-2	Florida State*	Tallahassee, Fla.
5/21	W	8-5	Florida State* (G1)	Tallahassee, Fla.
5/21	L	3-4	Florida State* (G2) (10)	Tallahassee, Fla.
5/25%	W	4-0	Georgia Tech	Durham, N.C.
5/26%	W	8-7	NC State	Durham, N.C.
5/28%	L	4-5	Florida State	Durham, N.C.
6/3+	W	4-2	Stetson	Coral Gables, Fla.
6/4+	W	4-3	Long Beach State (11)	Coral Gables, Fla.
6/5+	W	9-8	Long Beach State	Coral Gables, Fla.
6/10\$	W	12-7	Boston College	Coral Gables, Fla.
6/11\$	L	3-5	Boston College	Coral Gables, Fla.
6/12\$	W	9-4	Boston College	Coral Gables, Fla.
6/18#	L	1-5	Arizona	Omaha, Neb.
6/20#	L	3-5	UC Santa Barbara	Omaha, Neb.

2017

2/17	W	3-0	Rutgers	Coral Gables, Fla.
2/18	W	8-4	Rutgers	Coral Gables, Fla.
2/19	L	6-17	Rutgers	Coral Gables, Fla.
2/24	L	0-1	Florida	Gainesville, Fla.
2/25	L	0-2	Florida	Gainesville, Fla.
2/26	L	2-6	Florida	Gainesville, Fla.
3/1	W	5-2	FAU	Boca Raton, Fla.
3/3	L	0-1	Dartmouth	Coral Gables, Fla.
3/4	W	3-2	Dartmouth	Coral Gables, Fla.
3/5	L	0-5	Dartmouth	Coral Gables, Fla.
3/7	L	1-12	FIU	Coral Gables, Fla.
3/8	L	2-3	FIU	Miami, Fla.
3/10	W	10-8	Georgia Tech*	Coral Gables, Fla.
3/11	L	5-7	Georgia Tech* (11)	Coral Gables, Fla.
3/12	W	17-7	Georgia Tech*	Coral Gables, Fla.
3/14	W	4-3	Maine	Coral Gables, Fla.
3/15	W	7-2	Maine	Coral Gables, Fla.
3/17	L	3-5	NC State*	Raleigh, N.C.
3/18	L	2-5	NC State*	Raleigh, N.C.
3/19	W	7-5	NC State*	Raleigh, N.C.
3/22	W	7-5	FAU	Coral Gables, Fla.
3/24	L	2-7	North Carolina*	Chapel Hill, N.C.
3/25	L	3-6	North Carolina*	Chapel Hill, N.C.
3/26	W	6-2	North Carolina*	Chapel Hill, N.C.
3/29	L	0-3	FGCU	Fort Myers, Fla.
3/31	L	1-2	Wake Forest*	Coral Gables, Fla.
4/1	W	5-1	Wake Forest*	Coral Gables, Fla.
4/2	L	0-9	Wake Forest*	Coral Gables, Fla.
4/5	W	14-2	St. Thomas	Coral Gables, Fla.
4/8	W	9-7	Duke*	Coral Gables, Fla.
4/9	W	7-0	Duke*	Coral Gables, Fla.
4/10	L	2-5	Duke* (10)	Coral Gables, Fla.
4/12	L	4-5	FGCU	Coral Gables, Fla.
4/14	L	3-10	Pittsburgh* (G1)	Pittsburgh, Pa.
4/14	W	1-0	Pittsburgh* (G2)	Pittsburgh, Pa.
4/15	W	5-3	Pittsburgh*	Pittsburgh, Pa.
4/19	W	8-2	FAU	Coral Gables, Fla.
4/21	L	3-6	Florida State*	Coral Gables, Fla.
4/22	W	5-4	Florida State* (10)	Coral Gables, Fla.
4/25	W	8-7	FIU	Miami, Fla.
4/26	L	4-5	FIU	Coral Gables, Fla.
4/28	W	3-0	Boston College*	Chestnut Hill, Mass.
4/29	W	14-5	Boston College*	Chestnut Hill, Mass.
4/30	L	2-9	Boston College*	Chestnut Hill, Mass.
5/5	W	6-5	Bethune-Cookman	Coral Gables, Fla.
5/6	L	3-7	Bethune-Cookman	Coral Gables, Fla.
5/7	W	7-1	Bethune-Cookman	Coral Gables, Fla.
5/10	L	2-5	UCF	Coral Gables, Fla.
5/13	W	5-1	Virginia* (G1)	Charlottesville, Va.
5/13	L	6-13	Virginia* (G2)	Charlottesville, Va.
5/14	L	4-7	Virginia*	Charlottesville, Va.
5/17	W	5-1	FGCU	Coral Gables, Fla.
5/19	W	4-2	Virginia Tech* (G1)	Coral Gables, Fla.
5/19	W	3-1	Virginia Tech* (G2)	Coral Gables, Fla.
5/20	W	7-5	Virginia Tech* (10)	Coral Gables, Fla.
5/23%	W	6-5	Georgia Tech (13)	Louisville, Ky.
5/26%	W	5-2	Wake Forest	Louisville, Ky.
5/27%	L	4-12	North Carolina	Louisville, Ky.

% - ACC Tournament \$ - NCAA Super Regional

+ - NCAA Regional # - College World Series * - Exhibition

ALL-TIME SERIES HISTORY

OPPONENT	ALL TIME	UNDER MORRIS	FIRST MEETING	LAST MEETING	STRK	OPPONENT	ALL TIME	UNDER MORRIS	FIRST MEETING	LAST MEETING	STRK
Air Force	2-0-0	—	1986	1988	W2	Fordham	9-1-0	5-1-0	1984	2010	W1
Alabama	7-8-0	4-2-0	1983	1999	W2	Fresno State	1-0-0	—	1988	1988	W1
Alabama State	2-1-0	2-1-0	2014	2014	W1	Ft. Lauderdale College	2-0-0	—	1983	1983	W2
Albany	4-0-0	4-0-0	2001	2012	W4	Furman	9-1-0	1-0-0	1960	1998	W4
Amherst	10-4-0	—	1953	1959	W4	George Washington	11-1-0	5-1-0	1981	2005	W1
Appalachian State	3-1-0	2-1-0	1973	2011	W1	Georgetown	4-0-0	—	1987	1993	W4
Arizona	6-4-0	2-2-0	1979	2016	L1	Georgia	2-3-0	2-2-0	1965	2008	L1
Arizona State	8-9-0	2-4-0	1978	1998	L1	Georgia Southern	14-10-0	2-1-0	1966	1998	W2
Arkansas	5-0-0	2-0-0	1985	2015	W5	Georgia State	3-0-0	—	1993	1993	W3
Armstrong State	2-0-0	—	1985	1985	W2	Georgia Tech	60-37-2	37-27-0	1958	2017	W1
Army	27-2-1	1-0-0	1960	2015	W9	Georgia-Atlanta	1-0-0	—	1953	1953	W1
Auburn	1-7-0	1-0-0	1946	1994	W1	Glassboro State	2-1-0	—	1978	1979	W1
Bail State	3-1-0	3-1-0	2002	2004	W3	Harvard	8-1-0	7-1-0	1974	2003	W5
Barry	22-0-0	13-0-0	1985	2015	W22	Havana	2-0-0	—	1951	1951	W2
Baylor	1-0-0	—	1978	1978	W1	Hawaii	3-2-0	3-1-0	1980	1997	W3
Bernard Baruch	2-0-0	—	1972	1972	W2	High Point	3-0-0	3-0-0	2005	2005	W3
Bethune-Cookman	34-6-0	31-6-0	1983	2017	W1	Hofstra	2-1-0	2-1-0	2011	2011	L1
Biscayne	51-4-0	—	1968	1983	W5	Honduras	3-0-0	—	1970	1970	W3
Boston College	22-8-0	22-8-0	2003	2016	L1	Houston	0-1-0	1-0-0	2002	2002	L1
Boston University	2-0-0	—	1989	1990	W2	Howard	2-0-0	—	1978	1979	W2
Bowling Green	13-0-0	—	1977	1988	W13	Illinois	15-3-0	12-1-0	1992	1998	W8
Bradley	1-0-0	—	1972	1972	W1	Illinois State	6-2-0	4-2-0	1992	2013	W1
Bucknell	1-0-0	1-0-0	2001	2001	W1	Illinois-Chicago	5-0-0	3-0-0	1983	2004	W5
Buffalo	25-2-0	—	1974	1980	W2	Indiana	6-0-0	3-0-0	1974	2006	W6
C.W. Post	4-0-0	4-0-0	1997	2000	W4	Indiana State	5-0-0	—	1980	1981	W5
Cal State Fullerton	6-11-0	3-5-0	1982	2004	L1	Iona	2-1-0	2-1-0	1998	2000	W1
Cal State Northridge	0-1-0	—	1991	1991	L1	Ithaca	2-0-0	—	1979	1979	W2
California	7-1-0	—	1980	1992	W7	Jacksonville	82-18-0	32-7-0	1958	2013	W10
Campbell	3-1-0	3-1-0	2003	2004	W1	Jacksonville N.A.S.	4-2-0	—	1946	1949	W4
Clemson	38-28-1	26-20-0	1977	2016	W3	James Madison	8-0-0	3-0-0	1979	1999	W8
Coastal Carolina	11-0-0	11-0-0	1994	2004	W11	Kansas State	1-0-0	1-0-0	2002	2002	W1
Colgate	4-1-0	—	1969	1970	W3	Kent	2-0-0	2-0-0	1994	2007	W2
Colorado State	1-0-0	—	1984	1984	W1	Lafayette	2-0-0	—	1972	1972	W2
Columbia	4-1-0	4-1-0	2013	2015	W1	Lamar	4-0-0	—	1976	1980	W4
Connecticut	2-0-0	—	1970	1970	W2	La Salle	3-1-0	2-0-0	1966	2007	W3
Cornell	5-2-0	2-0-0	1971	2008	W3	Lehigh	1-0-0	1-0-0	2008	2008	W1
Creighton	8-1-0	—	1985	1989	W5	Lewis	2-0-0	—	1982	1982	W2
Dartmouth	4-3-0	4-3-0	2000	2017	L1	Liberty	1-0-0	1-0-0	1997	1997	W1
Davidson	1-1-0	—	1990	1990	L1	Long Beach State	18-8-0	17-6-0	1993	2016	W5
Delaware	4-0-0	—	1971	1980	W4	Long Island	1-0-0	—	1979	1979	W1
Drexel	1-0-0	1-0-0	1998	1998	W1	LSU	12-7-0	1-1-0	1972	2004	W1
Duke	37-9-0	35-7-0	1966	2017	L1	Louisville	4-6-0	4-6-0	2006	2016	L1
East Carolina	3-2-0	2-1-0	1984	2001	W1	Loyola (MD)	1-1-0	—	1972	1972	W1
Eastern Illinois	1-0-0	—	1991	1991	W1	Lynn	4-0-0	3-0-0	1989	2000	W4
Eastern Kentucky	2-1-0	—	1991	1991	L1	Maine	66-13-0	15-1-0	1976	2017	W4
Eastern Michigan	2-0-0	2-0-0	2000	2000	W2	Manhattan	8-1-0	8-1-0	2006	2016	W3
Eckerd	8-4-0	—	1975	1990	W3	Marist	1-0-0	1-0-0	1999	1999	W1
Elon	11-4-0	11-4-0	1999	2007	W2	Marshall	4-0-0	—	1978	1979	W4
Florida	128-119-1	41-53-0	1940	2017	L4	Maryland	15-6-0	15-6-0	2005	2013	L1
Florida A&M	22-7-0	3-0-0	1968	2016	W4	UMBC	2-0-0	1-0-0	1992	2009	W2
FAU	61-14-0	43-10-0	1982	2017	W4	Massachusetts	6-1-0	1-0-0	1976	1995	W3
Florida Gulf Coast	17-4-0	17-4-0	2008	2017	W1	McNeese State	1-0-0	—	1988	1998	W1
FIU	93-27-0	33-16-0	1973	2017	L1	Memphis	2-0-0	—	1974	1974	W2
Florida Southern	58-24	5-0-0	1947	2001	W13	Mercer	27-3-0	3-2-0	1967	2008	L2
Florida State	129-150-4	58-55-1	1951	2017	W1						
Florida Tech	8-2-0	—	1973	1978	W4						

ALL-TIME SERIES HISTORY

OPPONENT	ALL TIME	UNDER MORRIS	FIRST MEETING	LAST MEETING	STRK	OPPONENT	ALL TIME	UNDER MORRIS	FIRST MEETING	LAST MEETING	STRK
Miami (OH)	3-4-0	1-0-0	1977	2012	W2	South Alabama	15-8-0	2-1-0	1973	1997	W1
Michigan	9-2-1	2-0-1	1958	2000	T1	South Carolina	24-9-0	2-3-0	1974	2004	L2
Michigan State	41-18-2	2-1-0	1965	2006	W1	Southern California	8-5-0	2-3-0	1974	2002	L1
Middle Tennessee	4-0-0	—	1973	1981	W4	Southern Illinois	47-10-0	4-0-0	1972	1995	W8
Minnesota	15-3-0	8-1-0	1981	2004	W7	St. Bonaventure	1-1-0	1-1-0	2004	2007	L1
Mississippi	4-1-0	3-1-0	1977	2008	W3	St. Francis Brooklyn	5-0-0	—	1979	1980	W5
Mississippi State	3-1-0	2-0-0	1971	2005	W3	St. John's	3-0-0	3-0-0	2013	2013	W3
Missouri	1-0-0	1-0-0	2008	2008	W1	St. Joseph's	19-1-0	1-0-0	1972	2009	W19
Missouri State	2-1-0	1-1-0	1996	2012	L1	St. Leo	10-1-0	—	1968	1983	W7
Montclair State	3-0-0	—	1974	1983	W3	St. Peter's	1-0-0	1-0-0	2003	2003	W1
Morehead State	1-0-0	—	1977	1977	W1	St. Thomas	24-2-0	13-0-0	1985	2017	W24
Mount St. Mary's	1-0-0	1-0-0	2009	2009	W1	Stanford	5-3-0	1-1-0	1985	2008	L1
Murray State	1-0-0	—	1975	1975	W1	Stetson	113-43-0	16-7-0	1947	2016	W3
						Stony Brook	1-1-0	1-1-0	2003	2012	L1
Navy	1-0-0	—	1988	1988	W1	Tampa	67-9-0	—	1940	1966	W12
Nebraska	0-2-0	0-2-0	2005	2005	L2	Tennessee	13-6-0	12-5-0	1989	2004	W1
New Hampshire	1-1-0	—	1972	1972	W1	Texas	19-21-0	6-6-0	1976	2003	L2
NJIT	1-0-0	1-0-0	2008	2008	W1	Texas A&M	8-3-0	2-1-0	1979	2010	W1
New Orleans	16-9-0	—	1982	1991	W3	Texas Tech	2-2-0	2-2-0	1998	2014	L1
New York Tech	16-0-0	14-0-0	1978	2015	W16	The Citadel	3-3-0	2-1-0	1979	2003	W2
New York University	2-0-0	—	1966	1966	W2	Toledo	1-0-0	1-0-0	1997	1997	W1
Newberry	1-1-0	—	1940	1948	L1	Towson	1-0-0	—	1988	1988	W1
Niagara	1-0-0	—	1988	1988	W1	Troy	1-0-0	—	1978	1978	W1
North Carolina	38-28-1	31-24-1	1976	2017	W1	Tulane	9-8-0	5-4-0	1970	1991	L2
NC State	35-16-0	31-14-0	1989	2017	W1	UCF	21-6-0	11-5-0	1985	2017	L1
North Florida	4-2-0	1-2-0	1990	2009	L1	UCLA	13-1-0	10-1-0	1984	2007	W4
Northeastern	10-0-0	6-0-0	1990	2005	W10	UCSB	0-1-0	0-1-0	2016	2016	L1
Northern Iowa	2-0-0	—	1973	1973	W2	USF	83-29-0	25-7-0	1967	2011	W1
Northwestern	2-0-0	2-0-0	2000	2002	W2	Union	3-0-0	—	1971	1971	W3
Notre Dame	18-6-0	13-3-0	1970	2016	W3						
Nova Southeastern	5-0-0	2-0-0	1990	2016	W5						
Ohio State	12-15-2	1-1-0	1959	2009	L1	Vanderbilt	2-0-0	—	1973	1974	W2
Oklahoma	1-2-0	—	1974	1985	L2	Vermont	1-0-0	1-0-0	1998	1998	W1
Oklahoma State	5-4-0	1-2-0	1979	2013	L1	Villanova	6-0-0	3-0-0	1989	2014	W6
Oral Roberts	9-4-0	7-3-0	1978	2005	L2	Virginia	25-28-0	24-28-0	1985	2017	L2
Oregon State	1-1-0	1-1-0	2006	2006	L1						
						VCU	3-0-0	3-0-0	2005	2015	W3
Pace	10-0-0	4-0-0	1969	2003	W10	Virginia Tech	31-8-0	31-8-0	2005	2017	W5
Penn State	7-0-0	4-0-0	1970	2008	W7	Wagner	1-0-0	1-0-0	2000	2000	W1
Pennsylvania	1-0-0	—	1991	1991	W1	Wake Forest	34-11-0	31-11-0	1987	2017	W1
Pepperdine	0-1-0	—	1979	1979	L1	Washington State	1-1-0	—	1990	1990	L1
Pittsburgh	17-1-0	14-1-0	1969	2017	W2	Waterloo	0-2-0	—	1954	1954	L2
Portland	1-0-0	—	1991	1991	W1	Wesleyan	20-5-1	—	1958	1968	W9
Princeton	4-0-0	3-0-0	1985	1999	W4	Westchester State	3-2-0	—	1975	1978	W3
Providence	1-0-0	—	1992	1992	W1	Western Carolina	4-1-0	3-0-0	1986	1994	W3
Purdue	1-0-0	—	1988	1988	W1	Western Kentucky	1-0-0	—	1978	1978	W1
						Western Michigan	2-0-1	—	1968	1968	T1
Rhode Island	0-1-0	0-1-0	2009	2009	L1	Wichita State	6-3-0	—	1982	1990	W3
Rice	5-2-0	1-1-0	1985	2006	L1	William & Mary	2-0-0	—	1969	1969	W2
Richmond	1-0-0	—	1997	1997	W1	William Patterson	1-0-0	—	1982	1982	W1
Rider	1-0-0	—	1994	1994	W1	Winthrop	4-2-0	4-2-0	1999	2006	L2
Rollins	36-51-0	0-1-0	1940	1994	L1	Wisc. - Milwaukee	3-1-0	3-1-0	2002	2013	W3
Rutgers	61-13-0	42-10-0	1967	2017	L1	Wright State	8-1-0	8-1-0	2006	2015	L1
Saint Mary's	3-0-0	3-0-0	2008	2008	W3	Yale	6-3-0	—	1957	1959	W1
Sam Houston State	0-1-0	—	1996	1996	L1	Youngstown State	1-0-0	—	1992	1992	W1
San Diego State	4-0-0	4-0-0	2001	2003	W4						
San Francisco	1-0-0	1-0-0	2006	2006	W1						
Savannah State	7-0-0	7-0-0	2001	2003	W7						
Seton Hall	21-4-0	—	1974	1992	W6						

ALL-TIME SERIES HISTORY

AIR FORCE

MIAMI LEADS, 2-0

YEAR	DATE	SITE	W/L	SCORE
1986	3/29	Coral Gables, Fla.	W	3-0
1988	3/24	Coral Gables, Fla.	W	14-6

Coral Gables: Miami leads, 2-0

ALABAMA

ALABAMA LEADS, 8-7

YEAR	DATE	SITE	W/L	SCORE
1983	5/27+	Tallahassee, Fla.	L	4-6
1983	5/29+	Tallahassee, Fla.	L	9-11
1984	4/6	Coral Gables, Fla.	L	7-8
1984	4/7	Coral Gables, Fla.	L	1-7
1984	4/8	Coral Gables, Fla.	W	8-3
1985	5/3	Dothan, Ala.	W	14-10
1985	5/4	Tuscaloosa, Ala.	L	6-12
1985	5/5	Tuscaloosa, Ala.	L	7-11
1986	4/8	Mobile, Ala.	W	14-0 (7)
1996	6/2#	Omaha, Neb.	W	15-1
1997	6/2#	Omaha, Neb.	W	6-1
1997	6/5#	Omaha, Neb.	L	6-8
1997	6/6#	Omaha, Neb.	L	2-6
1999	6/13#	Omaha, Neb.	W	8-1
1999	6/17#	Omaha, Neb.	W	5-2

Coral Gables: Alabama leads, 2-1

Tuscaloosa/Dothan: Tied, 2-2

Neutral Site: Miami leads, 5-4

ALABAMA STATE

MIAMI LEADS, 2-1

YEAR	DATE	SITE	W/L	SCORE
2014	5/2	Coral Gables, Fla.	W	11-1
2014	5/3	Coral Gables, Fla.	L	5-6
2014	5/4	Coral Gables, Fla.	W	6-3

Coral Gables: Miami leads, 2-1

ALBANY

MIAMI LEADS, 4-0

YEAR	DATE	SITE	W/L	SCORE
2001	2/25	Coral Gables, Fla.	W	14-0
2012	2/24	Coral Gables, Fla.	W	15-4
2012	2/25	Coral Gables, Fla.	W	11-1
2012	2/26	Coral Gables, Fla.	W	12-5

Coral Gables: Miami leads, 4-0

AMHERST

MIAMI LEADS, 10-4

YEAR	DATE	SITE	W/L	SCORE
1953	3/23	Coral Gables, Fla.	W	9-8
1953	3/24	Coral Gables, Fla.	W	12-7
1954	3/25	Coral Gables, Fla.	W	17-4
1954	3/26	Coral Gables, Fla.	W	7-6
1956	3/27	Coral Gables, Fla.	L	6-9
1956	3/28	Coral Gables, Fla.	W	6-4
1956	3/29	Coral Gables, Fla.	L	14-16
1957	3/26	Coral Gables, Fla.	W	9-3
1957	3/27	Coral Gables, Fla.	L	5-10
1957	3/28	Coral Gables, Fla.	L	1-6
1958	3/25	Coral Gables, Fla.	W	8-2
1958	3/26	Coral Gables, Fla.	W	8-4
1959	4/1	Coral Gables, Fla.	W	9-8
1959	4/2	Coral Gables, Fla.	W	6-3

Coral Gables: Miami leads, 10-4

APPALACHIAN STATE

MIAMI LEADS, 3-1

YEAR	DATE	SITE	W/L	SCORE
1973	5/27+	Starkville, Miss.	W	13-6
2011	2/24	Coral Gables, Fla.	W	6-3
2011	2/25	Coral Gables, Fla.	L	5-7
2011	2/26	Coral Gables, Fla.	W	10-0

Coral Gables: Miami leads, 2-1

Neutral Site: Miami leads, 1-0

ARIZONA

MIAMI LEADS, 6-4

YEAR	DATE	SITE	W/L	SCORE
1979	6/1#	Omaha, Neb.	L	1-5
1986	6/7#	Omaha, Neb.	W	4-3
1987	3/27	Coral Gables, Fla.	L	0-5
1987	3/28	Coral Gables, Fla.	W	7-3
1987	3/29	Coral Gables, Fla.	W	9-8
1989	5/21	Chapel Hill, N.C.	W	11-1
2008	6/6\$	Coral Gables, Fla.	L	3-6
2008	6/7\$	Coral Gables, Fla.	W	14-10
2008	6/8\$	Coral Gables, Fla.	W	4-2
2016	6/18#	Omaha, Neb.	L	1-5

Coral Gables: Miami leads, 4-2

Neutral Site: Tied, 2-2

ARIZONA STATE

ARIZONA STATE LEADS, 9-8

YEAR	DATE	SITE	W/L	SCORE
1978	6/7#	Omaha, Neb.	L	11-3
1979	3/19	Coral Gables, Fla.	W	9-0
1979	3/20	Coral Gables, Fla.	W	10-1
1979	3/21	Coral Gables, Fla.	W	11-9

ALL-TIME SERIES HISTORY

YEAR	DATE	SITE	W/L	SCORE	YEAR	DATE	SITE	W/L	SCORE
1982	5/21	Tempe, Ariz.	W	8-6	1965	3/27	Coral Gables, Fla.	W	13-2
1982	5/22	Tempe, Ariz.	L	1-3	1966	3/25	Coral Gables, Fla.	L	1-3
1982	5/23	Tempe, Ariz.	L	7-8	1966	3/26	Coral Gables, Fla.	W	7-3
1983	2/4	Coral Gables, Fla.	L	3-4	1967	3/23	Coral Gables, Fla.	W	5-4
1983	2/5	Coral Gables, Fla.	W	16-5	1967	3/24	Coral Gables, Fla.	T	1-1
1983	2/6	Coral Gables, Fla.	W	13-5	1968	3/24	Coral Gables, Fla.	W	1-0
1984	6/2#	Omaha, Neb.	L	6-9	1969	3/20	Coral Gables, Fla.	L	0-4
1994	6/4#	Omaha, Neb.	L	0-4	1969	3/23	Coral Gables, Fla.	W	4-2 (7)
1994	6/7#	Omaha, Neb.	L	5-9	1970	3/19	Coral Gables, Fla.	W	8-5
1997	5/24+	Coral Gables, Fla.	L	3-10	1970	3/20	Coral Gables, Fla.	W	7-5
1997	5/25+	Coral Gables, Fla.	W	7-6	1973	3/26	Coral Gables, Fla.	W	10-0
1997	5/25+	Coral Gables, Fla.	W	6-5	1973	3/29	Coral Gables, Fla.	W	11-4
1998	5/31#	Omaha, Neb.	L	2-9	1975	3/27	Coral Gables, Fla.	W	7-4
					1975	3/28	Coral Gables, Fla.	W	13-1
					1975	3/29	Coral Gables, Fla.	W	7-0
					2015	3/17	Coral Gables, Fla.	W	9-1

Coral Gables: Miami leads, 7-2

Tempe: Arizona State leads, 2-1

Neutral Site: Arizona State leads, 5-0

ARKANSAS

MIAMI LEADS, 5-0

YEAR	DATE	SITE	W/L	SCORE
1985	2/9	Coral Gables, Fla.	W	4-0
1985	2/9	Coral Gables, Fla.	W	2-1
1985	2/10	Coral Gables, Fla.	W	5-2
2001	3/4	Minneapolis, Minn.	W	8-2
2015	6/15#	Omaha, Neb.	W	4-3

Coral Gables: Miami leads, 3-0

Neutral Site: Miami leads, 2-0

ARMSTRONG STATE

MIAMI LEADS, 2-0

YEAR	DATE	SITE	W/L	SCORE
1985	2/12	Coral Gables, Fla.	W	14-7
1985	2/13	Coral Gables, Fla.	W	15-3

Coral Gables: Miami leads, 2-0

ARMY

MIAMI LEADS, 27-2-1

YEAR	DATE	SITE	W/L	SCORE
1960	3/25	Coral Gables, Fla.	W	10-6
1960	3/27	Coral Gables, Fla.	W	11-9
1961	3/24	Coral Gables, Fla.	W	10-3
1961	3/25	Coral Gables, Fla.	W	5-3
1962	3/22	Coral Gables, Fla.	W	17-7
1962	3/23	Coral Gables, Fla.	W	6-2
1962	3/24	Coral Gables, Fla.	W	5-2
1963	3/21	Coral Gables, Fla.	W	3-1
1963	3/22	Coral Gables, Fla.	W	3-1
1963	3/23	Coral Gables, Fla.	W	6-0
1964	3/19	Coral Gables, Fla.	W	2-0
1964	3/20	Coral Gables, Fla.	W	3-1
1964	3/21	Coral Gables, Fla.	W	9-4
1965	3/25	Coral Gables, Fla.	W	7-3

Coral Gables: Miami leads, 27-2-1

AUBURN

AUBURN LEADS, 7-1

YEAR	DATE	SITE	W/L	SCORE
1946	4/15	Auburn, Ala.	L	5-8
1946	5/2	Coral Gables, Fla.	L	0-1 (13)
1946	5/3	Coral Gables, Fla.	L	7-11
1966	4/11	Auburn, Ala.	L	1-7
1966	4/12	Auburn, Ala.	L	3-8
1968	4/15	Auburn, Ala.	L	5-7
1968	4/16	Auburn, Ala.	L	1-6
1994	6/6#	Omaha, Neb.	W	7-5

Coral Gables: Auburn leads, 2-0

Auburn: Auburn leads, 5-0

Neutral Site: Miami leads, 1-0

BALL STATE

MIAMI LEADS, 3-1

YEAR	DATE	SITE	W/L	SCORE
2002	3/13	Coral Gables, Fla.	L	4-12
2004	5/20	Coral Gables, Fla.	W	9-1
2004	5/21	Coral Gables, Fla.	W	4-2
2004	5/22	Coral Gables, Fla.	W	7-3

Coral Gables: Miami leads, 3-1

BARRY

MIAMI LEADS, 22-0

YEAR	DATE	SITE	W/L	SCORE
1985	4/9	Coral Gables, Fla.	W	12-1
1985	4/16	Coral Gables, Fla.	W	5-0
1986	4/1	Coral Gables, Fla.	W	9-1
1987	4/18	Coral Gables, Fla.	W	18-2
1988	2/17	Coral Gables, Fla.	W	5-0
1988	3/1	Coral Gables, Fla.	W	9-1
1990	2/14	Coral Gables, Fla.	W	7-1

ALL-TIME SERIES HISTORY

YEAR	DATE	SITE	W/L	SCORE
1992	2/19	Coral Gables, Fla.	W	13-4
1992	4/7	Coral Gables, Fla.	W	12-8
1994	2/2	Coral Gables, Fla.	W	8-0
1994	5/6	Coral Gables, Fla.	W	11-3
1996	1/31	Coral Gables, Fla.	W	25-0
1997	2/25	Coral Gables, Fla.	W	8-3
1998	1/28	Coral Gables, Fla.	W	9-0
1999	1/26	Coral Gables, Fla.	W	8-3
2000	2/15	Coral Gables, Fla.	W	5-3
2009	4/1	Coral Gables, Fla.	W	15-10
2010	5/7	Coral Gables, Fla.	W	6-0
2010	5/8	Coral Gables, Fla.	W	11-1
2011	4/13	Coral Gables, Fla.	W	10-5
2013	2/27	Coral Gables, Fla.	W	5-1
2015	2/25	Coral Gables, Fla.	W	5-3

Coral Gables: Miami leads, 22-0

BAYLOR

MIAMI LEADS, 1-0

YEAR	DATE	SITE	W/L	SCORE
1978	6/3#	Omaha, Neb.	W	12-1

Neutral Site: Miami leads, 1-0

BERNARD BARUCH

MIAMI LEADS, 2-0

YEAR	DATE	SITE	W/L	SCORE
1972	3/27	Coral Gables, Fla.	W	3-1
1972	3/30	Coral Gables, Fla.	W	5-4

Coral Gables: Miami leads, 1-0

BETHUNE-COOKMAN

MIAMI LEADS, 34-6

YEAR	DATE	SITE	W/L	SCORE
1983	2/15	Coral Gables, Fla.	W	12-3
1984	2/14	Coral Gables, Fla.	W	17-1
1990	4/3	Coral Gables, Fla.	W	22-0 (7)
1996	3/29	Coral Gables, Fla.	W	10-3
1996	3/30	Coral Gables, Fla.	W	20-3
1998	4/10	Coral Gables, Fla.	W	9-3
1998	4/11	Coral Gables, Fla.	W	13-1
1998	4/12	Coral Gables, Fla.	W	17-0
1999	5/28+	Coral Gables, Fla.	W	15-9
2002	5/3	Coral Gables, Fla.	W	12-4
2002	5/4	Coral Gables, Fla.	L	1-3
2002	5/5	Coral Gables, Fla.	W	14-2
2003	5/30	Coral Gables, Fla.	W	10-5
2006	2/25	Coral Gables, Fla.	W	4-3
2006	2/25	Coral Gables, Fla.	W	9-1
2006	2/26	Coral Gables, Fla.	W	9-1
2008	3/25	Coral Gables, Fla.	W	10-5
2008	3/26	Coral Gables, Fla.	W	7-6
2008	5/30+	Coral Gables, Fla.	W	7-4
2009	5/8	Coral Gables, Fla.	L	0-1

YEAR	DATE	SITE	W/L	SCORE
2009	5/9	Coral Gables, Fla.	W	14-4
2009	5/10	Coral Gables, Fla.	L	2-5
2010	4/20	Coral Gables, Fla.	W	5-2
2011	4/20	Coral Gables, Fla.	W	5-3
2012	5/4	Coral Gables, Fla.	W	7-0
2012	5/5	Coral Gables, Fla.	W	5-4
2012	5/6	Coral Gables, Fla.	W	4-3
2013	4/3	Coral Gables, Fla.	L	3-5
2013	4/17	Coral Gables, Fla.	W	6-1
2014	3/11	Coral Gables, Fla.	L	3-7
2014	4/2	Coral Gables, Fla.	W	10-1
2014	5/30#	Coral Gables, Fla.	W	1-0
2014	6/1#	Coral Gables, Fla.	W	10-0
2015	4/1	Coral Gables, Fla.	W	13-3
2015	5/6	Coral Gables, Fla.	W	14-0
2016	3/23	Coral Gables, Fla.	W	5-4
2016	5/10	Coral Gables, Fla.	W	14-7
2017	5/5	Coral Gables, Fla.	W	6-5
2017	5/6	Coral Gables, Fla.	L	3-7
2017	5/7	Coral Gables, Fla.	W	7-1

Coral Gables: Miami leads, 34-6

BISCAYNE

MIAMI LEADS, 51-4

YEAR	DATE	SITE	W/L	SCORE
1968	3/5	Miami, Fla.	W	9-0 (F)
1968	3/12	Coral Gables, Fla.	W	9-0 (F)
1968	4/24	Coral Gables, Fla.	W	9-0 (F)
1969	4/16	Coral Gables, Fla.	W	9-1
1969	4/23	Miami, Fla.	W	10-0
1969	5/6	Coral Gables, Fla.	L	4-7
1969	5/7	Miami, Fla.	W	3-0
1970	3/10	Coral Gables, Fla.	W	5-2
1970	4/14	Coral Gables, Fla.	W	2-1
1970	5/5	Coral Gables, Fla.	W	9-1
1971	4/14	Coral Gables, Fla.	W	6-2
1971	4/21	Miami, Fla.	W	21-4 (8)
1971	5/5	Coral Gables, Fla.	W	7-0
1972	3/8	Coral Gables, Fla.	W	7-2
1972	4/26	Miami, Fla.	W	11-1
1972	5/2	Coral Gables, Fla.	W	9-0
1973	4/5	Coral Gables, Fla.	W	4-3
1973	4/25	Coral Gables, Fla.	W	26-3
1973	5/1	Coral Gables, Fla.	W	17-0
1973	5/2	Coral Gables, Fla.	W	16-2
1974	2/27	Coral Gables, Fla.	W	12-0
1974	4/24	Coral Gables, Fla.	W	13-5
1974	5/1	Coral Gables, Fla.	W	19-1
1974	5/7	Miami, Fla.	W	18-1
1975	3/12	Coral Gables, Fla.	W	6-2
1975	4/9	Miami, Fla.	W	2-1
1975	4/16	Coral Gables, Fla.	W	7-1
1975	5/1	Coral Gables, Fla.	W	8-0
1976	4/8	Miami, Fla.	W	6-3
1976	4/16	Coral Gables, Fla.	W	6-2
1976	4/17	Miami, Fla.	W	10-1
1976	4/28	Coral Gables, Fla.	L	2-3 (13)
1977	3/2	Miami, Fla.	W	10-2
1977	3/15	Coral Gables, Fla.	W	6-3

ALL-TIME SERIES HISTORY

YEAR	DATE	SITE	W/L	SCORE
1977	3/16	Coral Gables, Fla.	W	4-3
1977	4/22	Coral Gables, Fla.	W	4-0
1977	4/23	Coral Gables, Fla.	W	7-5
1978	3/1	Miami, Fla.	W	9-5
1978	3/13	Miami, Fla.	W	14-2
1978	4/11	Miami, Fla.	L	4-6
1978	4/26	Coral Gables, Fla.	W	4-1
1979	4/18	Coral Gables, Fla.	W	10-1
1979	4/24	Coral Gables, Fla.	W	5-1
1980	4/15	Coral Gables, Fla.	W	7-4
1980	4/16	Coral Gables, Fla.	W	2-1
1980	4/19	Coral Gables, Fla.	W	9-4
1980	4/30	Coral Gables, Fla.	W	15-0
1981	2/25	Coral Gables, Fla.	W	5-3
1981	4/22	Coral Gables, Fla.	W	5-3
1981	4/28	Coral Gables, Fla.	L	2-4
1982	2/18	Coral Gables, Fla.	W	7-1
1982	3/9	Coral Gables, Fla.	W	13-1
1983	3/29	Coral Gables, Fla.	W	8-5
1983	4/20	Coral Gables, Fla.	W	5-3
1983	5/3	Coral Gables, Fla.	W	4-0

Coral Gables: Miami leads, 39-3

Miami: Miami leads, 12-1

BOSTON COLLEGE

MIAMI LEADS, 22-8

YEAR	DATE	SITE	W/L	SCORE
2003	3/21	Coral Gables, Fla.	W	18-8
2003	3/22	Coral Gables, Fla.	W	17-5
2008	3/7	Coral Gables, Fla.	W	10-7
2008	3/8	Coral Gables, Fla.	W	8-3
2008	3/9	Coral Gables, Fla.	W	7-1
2009	5/1	Chestnut Hill, Mass.	W	5-1
2009	5/2	Brockton, Mass.	W	7-5
2009	5/3	Chestnut Hill, Mass.	L	3-13
2009	5/22%	Durham, N.C.	L	1-10
2010	3/12	Coral Gables, Fla.	L	0-3
2010	3/13	Coral Gables, Fla.	W	7-1
2010	3/14	Coral Gables, Fla.	W	11-4
2010	5/27%	Greensboro, N.C.	L	10-12 (12)
2011	4/3	Chestnut Hill, Mass.	W	19-4
2011	4/3	Chestnut Hill, Mass.	W	7-6 (5)
2012	4/9	Coral Gables, Fla.	W	7-3
2012	4/10	Coral Gables, Fla.	W	5-3
2012	4/11	Coral Gables, Fla.	W	4-1
2013	4/26	Chestnut Hill, Mass.	L	0-1
2013	4/27	Chestnut Hill, Mass.	W	5-0
2013	4/28	Chestnut Hill, Mass.	L	2-3 (11)
2014	3/7	Coral Gables, Fla.	W	6-2
2014	3/8	Coral Gables, Fla.	W	5-2
2014	3/9	Coral Gables, Fla.	W	4-3
2016	6/10\$	Coral Gables, Fla.	W	12-7
2016	6/11\$	Coral Gables, Fla.	L	3-5
2016	6/12\$	Coral Gables, Fla.	W	9-4
2017	4/28	Chestnut Hill, Mass.	W	3-0
2017	4/29	Chestnut Hill, Mass.	W	14-5
2017	4/30	Chestnut Hill, Mass.	L	2-9

Coral Gables: Miami leads, 15-2

Chestnut Hill/Brockton: Miami leads, 7-4

Neutral Site: Boston College leads, 2-0

BOSTON UNIVERSITY

MIAMI LEADS, 2-0

YEAR	DATE	SITE	W/L	SCORE
1989	3/9	Coral Gables, Fla.	W	17-0 (7)
1990	3/11	Coral Gables, Fla.	W	25-1

Coral Gables: Miami leads, 2-0

BOWLING GREEN

MIAMI LEADS, 13-0

YEAR	DATE	SITE	W/L	SCORE
1977	3/20	Coral Gables, Fla.	W	18-3
1978	3/19	Coral Gables, Fla.	W	5-1
1979	3/24	Coral Gables, Fla.	W	10-1
1980	3/21	Coral Gables, Fla.	W	7-1
1980	3/28	Coral Gables, Fla.	W	8-3
1981	3/23	Coral Gables, Fla.	W	12-0
1981	3/29	Coral Gables, Fla.	W	8-1
1982	3/19	Coral Gables, Fla.	W	15-2
1982	3/22	Coral Gables, Fla.	W	14-1
1982	3/24	Coral Gables, Fla.	W	12-0
1986	3/28	Coral Gables, Fla.	W	7-3
1986	3/29	Coral Gables, Fla.	W	12-8
1988	5/21+	Coral Gables, Fla.	W	21-6

Coral Gables: Miami leads, 13-0

BRADLEY

MIAMI LEADS, 1-0

YEAR	DATE	SITE	W/L	SCORE
1972	4/5	New Orleans, La.	W	12-3

Neutral Site: Miami leads, 1-0

BUCKNELL

MIAMI LEADS, 1-0

YEAR	DATE	SITE	W/L	SCORE
2001	5/25+	Coral Gables, Fla.	W	14-6

Coral Gables: Miami leads, 1-0

BUFFALO

MIAMI LEADS, 25-2

YEAR	DATE	SITE	W/L	SCORE
1974	3/20	Coral Gables, Fla.	W	5-2
1974	3/22	Coral Gables, Fla.	W	16-1
1975	3/10	Coral Gables, Fla.	W	10-1
1975	3/13	Coral Gables, Fla.	W	8-6

ALL-TIME SERIES HISTORY

YEAR	DATE	SITE	W/L	SCORE
1975	3/16	Coral Gables, Fla.	W	8-5
1975	3/20	Coral Gables, Fla.	W	3-2
1977	3/30	Coral Gables, Fla.	W	10-3
1977	4/1	Coral Gables, Fla.	W	11-0
1977	4/4	Coral Gables, Fla.	W	7-5
1977	4/5	Coral Gables, Fla.	W	12-0
1977	4/11	Coral Gables, Fla.	W	13-4
1977	4/12	Coral Gables, Fla.	W	3-0
1978	3/27	Coral Gables, Fla.	W	3-1
1978	3/29	Coral Gables, Fla.	W	3-2 (10)
1978	3/30	Coral Gables, Fla.	W	8-1
1978	3/31	Coral Gables, Fla.	W	4-2
1978	4/1	Coral Gables, Fla.	W	4-6
1978	4/2	Coral Gables, Fla.	W	3-1
1979	4/5	Coral Gables, Fla.	W	5-3
1979	4/8	Coral Gables, Fla.	W	8-3
1979	4/9	Coral Gables, Fla.	W	10-7
1979	4/10	Coral Gables, Fla.	W	3-0
1979	4/14	Coral Gables, Fla.	W	5-3
1979	4/15	Coral Gables, Fla.	W	10-0
1980	3/6	Coral Gables, Fla.	L	1-2
1980	3/9	Coral Gables, Fla.	W	15-8
1980	3/10	Coral Gables, Fla.	W	14-7

Coral Gables: Miami leads, 25-2

C.W. POST

MIAMI LEADS, 4-0

YEAR	DATE	SITE	W/L	SCORE
1997	3/21	Coral Gables, Fla.	W	7-2
2000	3/3	Coral Gables, Fla.	W	19-2
2000	3/4	Coral Gables, Fla.	W	21-6
2000	3/5	Coral Gables, Fla.	W	33-0

Coral Gables: Miami leads, 4-0

CAL STATE FULLERTON

CAL STATE FULLERTON LEADS, 11-6

YEAR	DATE	SITE	W/L	SCORE
1982	5/31#	Omaha, Neb.	W	4-3
1983	5/20	Fullerton, Calif.	L	3-6
1983	5/21	Fullerton, Calif.	W	3-0
1983	5/22	Fullerton, Calif.	L	3-4
1984	6/6#	Omaha, Neb.	L	5-13
1985	4/6	Oklahoma City, Okla.	W	6-3
1988	6/4#	Omaha, Neb.	L	3-6
1992	6/2#	Omaha, Neb.	L	5-7
1992	6/5#	Omaha, Neb.	L	1-8
1996	5/16	Coral Gables, Fla.	W	5-4
1996	5/17	Coral Gables, Fla.	W	8-4
1996	5/18	Coral Gables, Fla.	L	6-7
2001	3/30	Coral Gables, Fla.	L	2-8
2001	3/31	Coral Gables, Fla.	L	5-8
2001	4/1	Coral Gables, Fla.	L	2-9
2002	3/2	Fullerton, Calif.	W	5-3
2004	6/21#	Omaha, Neb.	L	3-6

Coral Gables: Cal State Fullerton leads, 4-2

Fullerton: Tied, 2-2

Neutral Site: Cal State Fullerton leads, 5-2

CAL STATE NORTHRIDGE

CAL STATE NORTHRIDGE LEADS, 1-0

YEAR	DATE	SITE	W/L	SCORE
1991	5/24+	Fresno, Calif.	L	6-13

Neutral Site: Cal State Northridge leads, 1-0

CALIFORNIA

MIAMI LEADS, 7-1

YEAR	DATE	SITE	W/L	SCORE
1980	6/4#	Omaha, Neb.	L	3-4
1982	2/5	Coral Gables, Fla.	W	10-2
1982	2/6	Coral Gables, Fla.	W	8-1
1982	2/7	Coral Gables, Fla.	W	10-4
1991	2/1	Coral Gables, Fla.	W	9-8
1991	2/2	Coral Gables, Fla.	W	6-4
1991	2/3	Coral Gables, Fla.	W	13-6
1992	5/29#	Omaha, Neb.	W	4-3 (13)

Coral Gables: Miami leads, 6-0

Neutral Site: Tied, 1-1

CAMPBELL

MIAMI LEADS, 3-1

YEAR	DATE	SITE	W/L	SCORE
2003	2/6	Coral Gables, Fla.	W	13-2
2003	2/7	Coral Gables, Fla.	W	10-3
2003	2/8	Coral Gables, Fla.	L	9-12
2004	3/10	Coral Gables, Fla.	W	10-8

Coral Gables: Miami leads, 3-1

CLEMSON

MIAMI LEADS, 38-28-1

YEAR	DATE	SITE	W/L	SCORE
1977	5/22+	Coral Gables, Fla.	W	10-3
1977	5/22+	Coral Gables, Fla.	L	9-10
1977	5/23+	Coral Gables, Fla.	L	2-7
1978	5/19+	Coral Gables, Fla.	L	5-8
1978	5/21+	Coral Gables, Fla.	W	7-5
1979	5/19+	Coral Gables, Fla.	W	2-1
1979	5/20+	Coral Gables, Fla.	W	4-1
1980	5/31#	Omaha, Neb.	W	13-5
1986	5/9	Greenville, S.C.	W	6-5
1986	5/10	Greenville, S.C.	L	4-7
1986	5/11	Greenville, S.C.	L	5-9
1987	3/20	Coral Gables, Fla.	L	2-8
1987	3/21	Coral Gables, Fla.	L	9-11
1987	3/22	Coral Gables, Fla.	T	10-10
1989	4/28	Clemson, S.C.	W	11-5

ALL-TIME SERIES HISTORY

YEAR	DATE	SITE	W/L	SCORE
1989	4/29	Clemson, S.C.	W	10-2
1989	4/30	Clemson, S.C.	L	4-5
1989	5/20	Chapel Hill, N.C.	W	2-0
1990	3/22	Coral Gables, Fla.	W	9-2
1990	3/23	Coral Gables, Fla.	W	11-5
1990	3/24	Coral Gables, Fla.	W	2-1
1994	4/29	Clemson, S.C.	L	5-7
1994	4/30	Clemson, S.C.	W	6-3
1994	5/1	Clemson, S.C.	L	8-9 (12)
1995	5/12	Coral Gables, Fla.	W	7-6
1995	5/13	Coral Gables, Fla.	L	5-7
1995	5/14	Coral Gables, Fla.	W	8-4
1996	5/31#	Omaha, Neb.	W	7-3
1996	6/5#	Omaha, Neb.	W	14-5
1999	4/2	Charlotte, N.C.	W	5-3
1999	4/3	Charlotte, N.C.	L	5-7
1999	4/4	Charlotte, N.C.	W	14-11
2000	1/29	Orlando, Fla.	L	0-4
2001	6/1\$	Coral Gables, Fla.	W	10-8
2001	6/2\$	Coral Gables, Fla.	W	14-6
2005	5/19	Clemson, S.C.	L	5-15
2005	5/20	Clemson, S.C.	L	2-9
2005	5/21	Clemson, S.C.	L	2-6
2005	5/26%	Jacksonville, Fla.	L	1-9
2006	3/31	Coral Gables, Fla.	L	6-8
2006	4/1	Coral Gables, Fla.	L	2-6
2006	4/2	Coral Gables, Fla.	L	1-14
2007	3/30	Clemson, S.C.	W	10-3
2007	3/31	Clemson, S.C.	L	1-4
2007	4/1	Clemson, S.C.	W	7-6
2007	5/23%	Jacksonville, Fla.	L	4-5
2008	4/4	Coral Gables, Fla.	W	6-4
2008	4/5	Coral Gables, Fla.	W	15-5
2008	4/6	Coral Gables, Fla.	W	7-6
2008	5/21%	Jacksonville, Fla.	W	7-1
2009	4/11	Clemson, S.C.	W	12-8
2009	4/11	Clemson, S.C.	L	1-9
2009	4/12	Clemson, S.C.	L	6-9
2012	3/30	Clemson, S.C.	L	1-3
2012	3/31	Clemson, S.C.	L	1-3
2012	4/1	Clemson, S.C.	W	4-2
2013	4/19	Coral Gables, Fla.	L	0-1
2013	4/20	Coral Gables, Fla.	W	2-1
2013	4/21	Coral Gables, Fla.	W	7-0
2013	5/25%	Durham, N.C.	W	7-0
2014	4/25	Clemson, S.C.	W	5-2
2014	4/26	Clemson, S.C.	W	3-2 (12)
2014	4/27	Clemson, S.C.	W	10-2
2014	5/22%	Greensboro, N.C.	L	2-3
2016	3/25	Coral Gables, Fla.	W	9-8
2016	3/26	Coral Gables, Fla.	W	5-4 (11)
2016	3/27	Coral Gables, Fla.	W	10-5

Coral Gables: Miami leads, 19-10-1

Clemson/Greenville: Clemson leads, 13-11

Neutral Site: Miami leads, 8-5

COASTAL CAROLINA

MIAMI LEADS, 11-0

YEAR	DATE	SITE	W/L	SCORE
1994	5/20	Coral Gables, Fla.	W	4-1
1994	5/21	Coral Gables, Fla.	W	7-4
1996	2/9	Coral Gables, Fla.	W	8-3
1996	4/25	Coral Gables, Fla.	W	7-2
1996	2/11	Coral Gables, Fla.	W	16-11
1997	4/25	Coral Gables, Fla.	W	10-2
1997	4/27	Coral Gables, Fla.	W	10-2
1997	4/27	Coral Gables, Fla.	W	7-3
2004	4/30	Coral Gables, Fla.	W	6-1
2004	5/1	Coral Gables, Fla.	W	5-1
2004	5/2	Coral Gables, Fla.	W	13-11

Coral Gables: Miami leads, 11-0

COLGATE

MIAMI LEADS, 4-1

YEAR	DATE	SITE	W/L	SCORE
1969	4/1	Coral Gables, Fla.	W	5-1
1969	4/2	Coral Gables, Fla.	L	5-7
1969	4/3	Coral Gables, Fla.	W	4-3 (10)
1970	3/31	Coral Gables, Fla.	W	11-8
1970	4/2	Coral Gables, Fla.	W	9-1

Coral Gables: Miami leads, 4-1

COLORADO STATE

MIAMI LEADS, 1-0

YEAR	DATE	SITE	W/L	SCORE
1984	2/23	Coral Gables, Fla.	W	14-4

Coral Gables: Miami leads, 1-0

COLUMBIA

MIAMI LEADS, 4-1

YEAR	DATE	SITE	W/L	SCORE
2013	3/19	Coral Gables, Fla.	W	9-6
2013	3/20	Coral Gables, Fla.	W	6-4
2015	5/30+	Coral Gables, Fla.	W	8-3
2015	5/31+	Coral Gables, Fla.	L	0-3
2015	6/1+	Coral Gables, Fla.	W	21-3

Coral Gables: Miami leads, 4-1

CONNECTICUT

MIAMI LEADS, 2-0

YEAR	DATE	SITE	W/L	SCORE
1970	3/27	Coral Gables, Fla.	W	2-1
1970	3/28	Coral Gables, Fla.	W	4-0

Coral Gables: Miami leads, 2-0

ALL-TIME SERIES HISTORY

CORNELL

MIAMI LEADS, 5-2

YEAR	DATE	SITE	W/L	SCORE
1971	3/30	Coral Gables, Fla.	W	9-3
1971	4/2	Coral Gables, Fla.	W	6-3
1973	3/20	Coral Gables, Fla.	L	3-4
1973	3/20	Coral Gables, Fla.	L	3-6
1984	3/25	Coral Gables, Fla.	W	8-6
2001	3/21	Coral Gables, Fla.	W	2-1 (10)
2008	3/18	Coral Gables, Fla.	W	20-9

Coral Gables: Miami leads, 5-2

CREIGHTON

MIAMI LEADS, 8-1

YEAR	DATE	SITE	W/L	SCORE
1985	3/12	Coral Gables, Fla.	W	6-5
1985	3/13	Coral Gables, Fla.	W	14-7
1986	3/16	Coral Gables, Fla.	W	2-1
1987	3/15	Coral Gables, Fla.	L	2-5
1987	3/16	Coral Gables, Fla.	W	10-9
1988	3/13	Coral Gables, Fla.	W	11-2
1988	3/14	Coral Gables, Fla.	W	9-4
1989	3/12	Coral Gables, Fla.	W	2-1 (10)
1989	3/13	Coral Gables, Fla.	W	6-5

Coral Gables: Miami leads, 8-1

DARTMOUTH

MIAMI LEADS, 3-1

YEAR	DATE	SITE	W/L	SCORE
2000	3/24	Coral Gables, Fla.	L	5-6
2000	3/25	Coral Gables, Fla.	W	10-8
2000	3/26	Coral Gables, Fla.	W	6-1
2010	6/4+	Coral Gables, Fla.	W	12-8

Coral Gables: Miami leads, 3-1

DAVIDSON

TIED, 1-1

YEAR	DATE	SITE	W/L	SCORE
1990	3/13	Coral Gables, Fla.	W	4-0
1990	3/15	Coral Gables, Fla.	L	2-3

Coral Gables: Tied, 1-1

DELAWARE

MIAMI LEADS, 4-0

YEAR	DATE	SITE	W/L	SCORE
1971	3/17	Coral Gables, Fla.	W	5-1
1971	3/18	Coral Gables, Fla.	W	6-5
1980	3/25	Coral Gables, Fla.	W	11-2
1980	5/27+	Coral Gables, Fla.	W	10-1

Coral Gables: Miami leads, 4-0

DREXEL

MIAMI LEADS, 1-0

YEAR	DATE	SITE	W/L	SCORE
1998	3/25	Homestead, Fla.	W	8-6

Neutral Site: Miami leads, 1-0

DUKE

MIAMI LEADS, 35-8

YEAR	DATE	SITE	W/L	SCORE
1966	3/28	Coral Gables, Fla.	L	1-3 (10)
1966	3/29	Coral Gables, Fla.	L	4-5
1967	3/29	Coral Gables, Fla.	W	3-0
1967	4/1	Coral Gables, Fla.	W	8-4
1997	4/18	Coral Gables, Fla.	W	6-2
1997	4/19	Coral Gables, Fla.	W	9-5
1997	4/20	Coral Gables, Fla.	W	17-1
2005	3/11	Coral Gables, Fla.	W	14-3
2005	3/12	Coral Gables, Fla.	W	12-1
2005	3/13	Coral Gables, Fla.	W	6-1
2006	3/17	Durham, N.C.	W	3-0
2006	3/18	Durham, N.C.	W	4-3
2006	3/19	Durham, N.C.	W	7-1
2007	5/17	Coral Gables, Fla.	W	9-4
2007	5/18	Coral Gables, Fla.	W	5-1
2007	5/19	Coral Gables, Fla.	W	14-5
2008	3/28	Durham, N.C.	W	7-5 (10)
2008	3/29	Durham, N.C.	W	8-1
2009	3/13	Coral Gables, Fla.	W	5-4
2009	3/14	Coral Gables, Fla.	L	0-2
2009	3/15	Coral Gables, Fla.	W	7-6
2010	3/19	Durham, N.C.	W	3-1
2010	3/20	Durham, N.C.	W	11-3
2010	3/21	Durham, N.C.	W	7-6
2011	5/19	Coral Gables, Fla.	W	4-1
2011	5/20	Coral Gables, Fla.	L	0-2
2011	5/21	Coral Gables, Fla.	W	5-2
2012	5/16	Durham, N.C.	L	1-5
2012	5/17	Durham, N.C.	W	2-1
2012	5/18	Durham, N.C.	W	7-1
2013	3/9	Coral Gables, Fla.	L	2-4
2013	3/10	Coral Gables, Fla.	L	2-9
2013	3/11	Coral Gables, Fla.	W	5-3
2014	5/9	Durham, N.C.	W	6-1
2014	5/10	Durham, N.C.	W	9-1
2014	5/11	Durham, N.C.	W	4-3
2014	5/24*	Greensboro, N.C.	W	6-5 (12)
2015	4/3	Coral Gables, Fla.	W	4-3
2015	4/4	Coral Gables, Fla.	W	3-2
2015	4/5	Coral Gables, Fla.	W	10-0
2016	4/15	Durham, N.C.	W	14-2
2016	4/16	Durham, N.C.	L	5-12
2016	4/17	Durham, N.C.	W	9-0
2017	4/8	Coral Gables, Fla.	W	9-7
2017	4/9	Coral Gables, Fla.	W	7-0
2017	4/10	Coral Gables, Fla.	L	2-5 (10)

ALL-TIME SERIES HISTORY

Coral Gables: Miami leads, 21-7**Durham:** Miami leads, 15-2**Neutral Site:** Miami leads, 1-0

YEAR	DATE	SITE	W/L	SCORE
1989	5/2	Coral Gables, Fla.	W	7-6
1990	2/28	Coral Gables, Fla.	W	15-7

EAST CAROLINA

MIAMI LEADS, 3-2

YEAR	DATE	SITE	W/L	SCORE
1984	5/26+	Tallahassee, Fla.	W	6-4
1999	3/6	Coral Gables, Fla.	L	5-6
2001	3/16	Coral Gables, Fla.	W	14-13
2001	3/17	Coral Gables, Fla.	L	2-7
2001	3/18	Coral Gables, Fla.	W	8-4 (10)

Coral Gables: Tied, 2-2**Neutral Site:** Miami leads, 1-0

EASTERN ILLINOIS

MIAMI LEADS, 1-0

YEAR	DATE	SITE	W/L	SCORE
1991	3/26	Coral Gables, Fla.	W	5-1

Coral Gables: Miami leads, 1-0

EASTERN KENTUCKY

MIAMI LEADS, 2-1

YEAR	DATE	SITE	W/L	SCORE
1991	4/19	Coral Gables, Fla.	W	6-2
1991	4/20	Coral Gables, Fla.	W	4-0
1991	4/21	Coral Gables, Fla.	L	2-3

Coral Gables: Miami leads, 2-1

EASTERN MICHIGAN

MIAMI LEADS, 2-0

YEAR	DATE	SITE	W/L	SCORE
2000	2/26	Homestead, Fla.	W	10-1
2000	2/27	Homestead, Fla.	W	9-1

Neutral Site: Miami leads, 2-0

ECKERD

MIAMI LEADS, 8-4

YEAR	DATE	SITE	W/L	SCORE
1975	4/25	Coral Gables, Fla.	W	3-1
1975	4/26	Coral Gables, Fla.	W	3-1
1976	4/9	Coral Gables, Fla.	W	2-0
1976	4/10	Coral Gables, Fla.	L	4-5
1977	4/29	Coral Gables, Fla.	W	13-4
1977	4/30	Coral Gables, Fla.	L	3-4
1981	4/13	Coral Gables, Fla.	W	7-2
1981	4/14	Coral Gables, Fla.	L	9-10
1982	4/1	Coral Gables, Fla.	L	9-11 (11)
1988	2/16	Coral Gables, Fla.	W	4-0

Coral Gables: Miami leads, 8-4

ELON

MIAMI LEADS, 11-4

YEAR	DATE	SITE	W/L	SCORE
1999	4/30	Coral Gables, Fla.	L	6-13
1999	5/1	Coral Gables, Fla.	W	11-0
1999	5/2	Coral Gables, Fla.	W	24-5
2001	2/16	Coral Gables, Fla.	W	4-2
2001	2/18	Coral Gables, Fla.	W	7-4
2001	2/16	Coral Gables, Fla.	W	10-9 (12)
2002	3/29	Coral Gables, Fla.	L	2-3
2002	3/30	Coral Gables, Fla.	L	8-11
2002	3/31	Coral Gables, Fla.	W	5-4
2004	3/5	Coral Gables, Fla.	W	6-3
2004	3/6	Coral Gables, Fla.	W	24-0
2004	3/7	Coral Gables, Fla.	W	6-5
2007	2/23	Coral Gables, Fla.	L	7-10
2007	2/24	Coral Gables, Fla.	W	17-4
2007	2/25	Coral Gables, Fla.	W	6-3

Coral Gables: Miami leads, 11-4

FLORIDA

MIAMI LEADS, 128-119-1

YEAR	DATE	SITE	W/L	SCORE
1940	4/9	Gainesville, Fla.	L	13-18
1947	4/4	Coral Gables, Fla.	W	1-0
1947	4/5	Coral Gables, Fla.	W	1-0 (10)
1948	5/7	Gainesville, Fla.	L	8-16
1948	5/8	Gainesville, Fla.	L	7-8
1949	4/8	Coral Gables, Fla.	L	4-17
1949	4/9	Coral Gables, Fla.	W	9-8
1949	5/13	Gainesville, Fla.	L	5-9
1949	5/14	Gainesville, Fla.	W	7-4
1950	4/7	Coral Gables, Fla.	L	2-3 (13)
1950	4/8	Coral Gables, Fla.	W	5-3
1950	5/1	Gainesville, Fla.	L	4-6
1950	5/2	Gainesville, Fla.	W	12-9
1951	4/30	Gainesville, Fla.	W	4-3 (10)
1951	5/1	Gainesville, Fla.	L	9-17
1952	4/11	Coral Gables, Fla.	L	1-4
1952	4/12	Coral Gables, Fla.	L	5-8
1952	5/5	Gainesville, Fla.	L	3-10
1952	5/6	Gainesville, Fla.	T	13-13
1954	3/12	Coral Gables, Fla.	L	7-9
1954	3/13	Coral Gables, Fla.	L	8-9
1955	3/28	Gainesville, Fla.	L	0-4
1955	3/29	Gainesville, Fla.	W	4-3
1956	4/2	Coral Gables, Fla.	L	3-6
1956	4/3	Coral Gables, Fla.	L	0-4
1957	3/16	Gainesville, Fla.	L	1-10
1957	3/16	Gainesville, Fla.	L	5-9
1958	3/28	Coral Gables, Fla.	W	3-1
1958	3/29	Coral Gables, Fla.	W	9-8 (11)

ALL-TIME SERIES HISTORY

YEAR	DATE	SITE	W/L	SCORE	YEAR	DATE	SITE	W/L	SCORE
1960	4/1	Coral Gables, Fla.	L	3-9	1979	3/3	Coral Gables, Fla.	W	8-2
1960	4/2	Coral Gables, Fla.	W	3-2	1979	3/4	Coral Gables, Fla.	W	5-2
1961	4/24	Gainesville, Fla.	L	4-10	1980	2/16	Gainesville, Fla.	W	7-0
1961	4/25	Gainesville, Fla.	W	19-9	1980	2/17	Gainesville, Fla.	W	5-0
1962	3/9	Coral Gables, Fla.	W	14-10	1981	2/20	Coral Gables, Fla.	W	8-5
1962	3/10	Coral Gables, Fla.	L	7-12	1981	2/21	Coral Gables, Fla.	W	2-0
1963	5/13	Gainesville, Fla.	W	4-0	1981	5/6	Gainesville, Fla.	L	7-8
1963	5/14	Gainesville, Fla.	L	0-11	1981	5/7	Gainesville, Fla.	W	11-4
1964	3/13	Miami, Fla.	W	3-1	1981	5/24+	Coral Gables, Fla.	W	8-6
1964	3/14	Coral Gables, Fla.	W	2-1	1982	2/13	Coral Gables, Fla.	W	7-3
1964	3/14	Coral Gables, Fla.	L	7-13	1982	2/14	Coral Gables, Fla.	W	6-2
1965	3/26	Coral Gables, Fla.	L	0-2	1982	4/18	Gainesville, Fla.	L	2-6
1965	4/23	Gainesville, Fla.	W	2-1	1982	4/19	Gainesville, Fla.	W	8-7 (11)
1965	4/24	Gainesville, Fla.	L	3-7	1983	3/8	Gainesville, Fla.	L	3-5
1965	4/24	Gainesville, Fla.	W	3-0	1983	3/9	Gainesville, Fla.	W	3-2
1966	3/4	Coral Gables, Fla.	W	10-5	1983	2/20	Coral Gables, Fla.	W	5-1
1966	3/5	Coral Gables, Fla.	L	3-4	1983	2/20	Coral Gables, Fla.	L	1-4
1966	3/5	Coral Gables, Fla.	L	5-6	1984	2/3	Coral Gables, Fla.	L	7-9
1966	4/22	Gainesville, Fla.	W	7-5 (11)	1984	2/17	Coral Gables, Fla.	W	9-1
1966	4/23	Gainesville, Fla.	L	1-3	1984	2/18	Coral Gables, Fla.	L	3-10
1967	4/8	Gainesville, Fla.	L	1-8	1984	3/28	Gainesville, Fla.	L	6-7 (8)
1967	4/8	Gainesville, Fla.	W	5-4	1984	3/28	Gainesville, Fla.	W	8-6
1967	5/12	Coral Gables, Fla.	W	8-1	1984	5/24+	Tallahassee, Fla.	W	6-5
1967	5/13	Coral Gables, Fla.	L	10-11	1985	2/15	Coral Gables, Fla.	W	5-2
1968	3/1	Coral Gables, Fla.	W	2-1	1985	2/16	Coral Gables, Fla.	L	2-4
1968	3/2	Coral Gables, Fla.	W	1-0	1985	2/17	Coral Gables, Fla.	W	5-2
1968	4/12	Gainesville, Fla.	W	5-4	1985	4/19	Gainesville, Fla.	W	11-0
1968	4/13	Gainesville, Fla.	W	9-5	1985	4/20	Gainesville, Fla.	W	6-4
1969	2/28	Coral Gables, Fla.	W	8-7 (12)	1985	5/27+	Coral Gables, Fla.	L	1-8
1969	3/1	Coral Gables, Fla.	W	5-3	1985	5/28+	Coral Gables, Fla.	W	12-9
1969	4/25	Gainesville, Fla.	W	4-3	1986	2/14	Coral Gables, Fla.	W	7-6
1969	4/26	Gainesville, Fla.	L	3-7	1986	2/15	Coral Gables, Fla.	W	7-6 (10)
1970	3/6	Coral Gables, Fla.	W	5-0	1986	3/11	Gainesville, Fla.	W	6-5
1970	3/7	Coral Gables, Fla.	W	5-4	1986	3/12	Gainesville, Fla.	W	9-7
1970	4/27	Gainesville, Fla.	L	6-7 (13)	1987	2/27	Coral Gables, Fla.	W	4-2
1970	4/28	Gainesville, Fla.	L	3-9	1987	2/28	Coral Gables, Fla.	W	12-4
1971	3/5	Coral Gables, Fla.	W	2-0	1987	4/21	Gainesville, Fla.	L	2-3
1971	3/6	Coral Gables, Fla.	W	7-5	1987	4/22	Gainesville, Fla.	L	5-6
1971	4/26	Gainesville, Fla.	W	13-5	1988	2/21	Gainesville, Fla.	L	2-3 (7)
1971	4/27	Gainesville, Fla.	W	1-0 (12)	1988	2/21	Gainesville, Fla.	W	9-7
1972	3/3	Coral Gables, Fla.	W	18-6	1988	4/1	Coral Gables, Fla.	W	11-3
1972	3/4	Coral Gables, Fla.	L	3-6	1988	4/2	Coral Gables, Fla.	W	5-3
1972	4/17	Gainesville, Fla.	W	10-6	1989	3/21	Coral Gables, Fla.	L	10-13
1972	4/18	Gainesville, Fla.	L	3-6	1989	3/22	Coral Gables, Fla.	W	4-0
1973	3/2	Coral Gables, Fla.	W	7-0	1989	4/1	Gainesville, Fla.	L	1-7
1973	3/3	Coral Gables, Fla.	W	11-1	1989	4/2	Gainesville, Fla.	L	2-3
1973	4/9	Gainesville, Fla.	L	6-7	1989	5/27+	Gainesville, Fla.	W	9-1
1973	4/10	Gainesville, Fla.	L	4-5	1990	2/24	Coral Gables, Fla.	L	4-5
1974	3/1	Coral Gables, Fla.	W	4-3 (10)	1990	2/24	Coral Gables, Fla.	W	12-10
1974	3/2	Coral Gables, Fla.	L	6-9 (12)	1990	3/3	Gainesville, Fla.	W	6-3
1974	4/8	Gainesville, Fla.	W	4-0	1990	3/4	Gainesville, Fla.	W	8-2
1974	4/9	Gainesville, Fla.	W	6-5	1991	2/23	Gainesville, Fla.	W	5-3
1975	3/7	Gainesville, Fla.	L	2-8	1991	2/24	Gainesville, Fla.	W	8-7
1975	3/8	Gainesville, Fla.	L	1-2	1991	2/26	Coral Gables, Fla.	W	4-2
1975	5/3	Coral Gables, Fla.	W	6-1	1991	2/27	Coral Gables, Fla.	W	9-7 (10)
1975	5/4	Coral Gables, Fla.	W	6-5	1992	2/22	Gainesville, Fla.	L	3-7
1976	3/1	Gainesville, Fla.	L	2-12	1992	2/23	Gainesville, Fla.	L	5-8
1976	3/2	Gainesville, Fla.	L	6-9	1992	3/6	Coral Gables, Fla.	W	7-1
1977	2/25	Coral Gables, Fla.	L	6-9	1992	3/7	Coral Gables, Fla.	W	6-5
1977	2/26	Coral Gables, Fla.	W	5-4	1993	2/27	Gainesville, Fla.	L	2-3
1978	2/25	Gainesville, Fla.	L	4-5	1993	2/28	Gainesville, Fla.	L	7-9
1978	2/26	Gainesville, Fla.	L	3-4	1993	3/12	Coral Gables, Fla.	W	7-1

ALL-TIME SERIES HISTORY

YEAR	DATE	SITE	W/L	SCORE	YEAR	DATE	SITE	W/L	SCORE
1993	3/14	Coral Gables, Fla.	L	3-4 (10)	2009	3/1	Gainesville, Fla.	W	16-2
1994	2/19	Gainesville, Fla.	L	0-5	2009	5/30+	Gainesville, Fla.	L	2-8
1994	2/20	Gainesville, Fla.	W	4-3 (10)	2009	5/31+	Gainesville, Fla.	L	5-16
1994	3/11	Coral Gables, Fla.	W	4-3	2010	3/5	Coral Gables, Fla.	L	1-7
1994	3/12	Coral Gables, Fla.	W	4-2	2010	3/6	Coral Gables, Fla.	W	9-6
1994	5/30+	Coral Gables, Fla.	W	10-6	2010	3/7	Coral Gables, Fla.	L	2-4
1995	2/4	Gainesville, Fla.	L	3-5	2010	6/11\$	Gainesville, Fla.	L	2-7
1995	2/5	Gainesville, Fla.	W	10-2	2010	6/12\$	Gainesville, Fla.	L	3-4 (10)
1995	2/17	Coral Gables, Fla.	W	5-4	2011	3/4	Gainesville, Fla.	L	3-8
1995	2/18	Coral Gables, Fla.	L	2-4	2011	3/5	Gainesville, Fla.	L	0-1
1996	2/2	Coral Gables, Fla.	L	4-7	2011	3/6	Gainesville, Fla.	L	3-5
1996	2/3	Coral Gables, Fla.	W	5-1	2011	6/4+	Gainesville, Fla.	L	4-5
1996	2/24	Gainesville, Fla.	L	7-8	2011	6/5+	Gainesville, Fla.	L	4-11
1996	2/25	Gainesville, Fla.	L	1-5	2012	3/2	Coral Gables, Fla.	L	5-7
1997	2/15	Gainesville, Fla.	L	1-2	2012	3/3	Coral Gables, Fla.	L	5-13
1997	2/16	Gainesville, Fla.	L	5-12	2012	3/4	Coral Gables, Fla.	L	5-8
1997	2/21	Coral Gables, Fla.	W	8-7	2013	3/1	Gainesville, Fla.	W	3-2
1997	2/22	Coral Gables, Fla.	W	4-1	2013	3/2	Gainesville, Fla.	L	4-6
1997	5/24+	Coral Gables, Fla.	W	6-5	2013	3/3	Gainesville, Fla.	L	3-6
1998	2/7	Coral Gables, Fla.	W	11-8	2014	2/21	Coral Gables, Fla.	W	6-4
1998	2/8	Coral Gables, Fla.	W	17-11	2014	2/22	Coral Gables, Fla.	W	5-2
1998	2/14	Gainesville, Fla.	L	5-19	2014	2/23	Coral Gables, Fla.	L	4-6
1998	2/15	Gainesville, Fla.	L	10-14	2015	2/20	Gainesville, Fla.	L	3-4
1999	2/6	Gainesville, Fla.	L	4-7	2015	2/21	Gainesville, Fla.	W	7-2
1999	2/7	Gainesville, Fla.	L	12-14	2015	2/22	Gainesville, Fla.	L	1-2
1999	2/13	Coral Gables, Fla.	W	7-4	2015	6/13#	Omaha, Neb.	L	3-15
1999	2/14	Coral Gables, Fla.	W	10-3	2015	6/17#	Omaha, Neb.	L	2-10
2000	2/4	Coral Gables, Fla.	W	16-8	2016	2/26	Coral Gables, Fla.	L	0-5
2000	2/5	Coral Gables, Fla.	W	17-1	2016	2/27	Coral Gables, Fla.	W	5-3
2000	2/12	Gainesville, Fla.	L	3-4	2016	2/28	Coral Gables, Fla.	L	3-7
2000	2/13	Gainesville, Fla.	L	11-20	2017	2/24	Gainesville, Fla.	L	0-1
2001	2/3	Gainesville, Fla.	W	14-5	2017	2/25	Gainesville, Fla.	L	0-2
2001	2/9	Coral Gables, Fla.	W	10-4	2017	2/26	Gainesville, Fla.	L	2-6
2001	2/10	Coral Gables, Fla.	W	8-7					
2001	5/26+	Coral Gables, Fla.	W	6-2					
2002	2/8	Coral Gables, Fla.	L	9-12					
2002	2/10	Coral Gables, Fla.	L	2-6					
2002	6/1+	Gainesville, Fla.	W	7-2					
2002	6/2+	Gainesville, Fla.	W	8-7					
2003	2/14	Gainesville, Fla.	W	9-2					
2003	2/15	Gainesville, Fla.	L	3-5					
2003	6/1+	Coral Gables, Fla.	L	5-10					
2003	6/1+	Coral Gables, Fla.	W	13-10					
2004	2/13	Coral Gables, Fla.	L	0-3					
2004	2/14	Coral Gables, Fla.	W	4-1					
2004	2/15	Coral Gables, Fla.	W	19-5					
2004	6/12\$	Coral Gables, Fla.	W	8-7					
2004	6/13\$	Coral Gables, Fla.	W	3-1					
2005	2/18	Gainesville, Fla.	W	9-7					
2005	2/19	Gainesville, Fla.	L	1-2					
2005	2/20	Gainesville, Fla.	L	11-14					
2006	2/17	Coral Gables, Fla.	L	1-2					
2006	2/18	Coral Gables, Fla.	L	1-4					
2006	2/19	Coral Gables, Fla.	L	10-11					
2007	2/16	Gainesville, Fla.	L	2-7					
2007	2/17	Gainesville, Fla.	L	5-7					
2007	2/18	Gainesville, Fla.	W	10-7					
2008	2/29	Coral Gables, Fla.	W	8-4					
2008	3/1	Coral Gables, Fla.	W	8-5					
2008	3/2	Coral Gables, Fla.	L	2-6					
2009	2/27	Gainesville, Fla.	W	8-5					
2009	2/28	Gainesville, Fla.	W	2-1					

Coral Gables: Miami leads, 81-43

Gainesville: Florida leads, 73-47-1

Neutral Site: Florida leads, 2-1

FLORIDA A&M

MIAMI LEADS, 19-7

YEAR	DATE	SITE	W/L	SCORE
1968	3/9	Coral Gables, Fla.	W	6-5
1968	3/9	Coral Gables, Fla.	W	7-2
1968	4/17	Tallahassee, Fla.	W	3-0
1969	3/29	Coral Gables, Fla.	W	7-1
1970	5/11	Tallahassee, Fla.	W	8-7
1970	5/11	Tallahassee, Fla.	L	2-3
1971	4/8	Tallahassee, Fla.	W	1-0
1972	5/12	Tallahassee, Fla.	W	15-0
1972	5/13	Tallahassee, Fla.	W	7-1
1973	4/21	Tallahassee, Fla.	L	0-4
1973	4/21	Tallahassee, Fla.	L	2-3
1974	4/21	Tallahassee, Fla.	W	4-2
1974	4/21	Tallahassee, Fla.	L	5-8
1978	2/27	Coral Gables, Fla.	W	5-2
1978	2/28	Coral Gables, Fla.	W	13-2
1979	3/1	Coral Gables, Fla.	W	17-0
1979	3/2	Coral Gables, Fla.	W	14-0
1979	4/13	Tallahassee, Fla.	L	0-5
1979	4/13	Tallahassee, Fla.	W	1-0 (11)

ALL-TIME SERIES HISTORY

YEAR	DATE	SITE	W/L	SCORE	YEAR	DATE	SITE	W/L	SCORE
1980	3/26	Coral Gables, Fla.	W	11-4	2003	5/31+	Coral Gables, Fla.	W	1-0
1980	3/27	Coral Gables, Fla.	W	20-1 (7)	2004	5/19	Coral Gables, Fla.	W	13-3
1980	5/6	Tallahassee, Fla.	L	3-4 (10)	2004	6/6+	Coral Gables, Fla.	W	19-6
1980	5/7	Tallahassee, Fla.	W	13-6	2008	4/1	Coral Gables, Fla.	W	16-7
1981	4/5	Coral Gables, Fla.	W	21-3	2008	4/9	Coral Gables, Fla.	L	3-6
1981	5/5	Tallahassee, Fla.	L	1-2	2008	4/16	Boca Raton, Fla.	W	12-10
1981	5/5	Tallahassee, Fla.	W	3-2 (11)	2009	3/25	Boca Raton, Fla.	W	13-6
2016	4/29	Coral Gables, Fla.	W	13-3	2009	4/7	Coral Gables, Fla.	W	12-8
2016	4/30	Coral Gables, Fla.	W	11-2	2009	4/14	Coral Gables, Fla.	W	3-1
2016	5/1	Coral Gables, Fla.	W	12-7	2010	3/31	Coral Gables, Fla.	W	12-5

Coral Gables: Miami leads, 10-0

Tallahassee: Miami leads, 9-7

FLORIDA ATLANTIC

MIAMI LEADS, 61-14

YEAR	DATE	SITE	W/L	SCORE
1982	3/5	Coral Gables, Fla.	W	18-4
1982	5/6	Coral Gables, Fla.	W	4-3
1983	2/9	Coral Gables, Fla.	L	8-9
1983	4/13	Coral Gables, Fla.	W	13-5
1983	4/21	Pompano Beach, Fla.	W	4-2
1983	4/27	Coral Gables, Fla.	W	6-2
1984	2/7	Coral Gables, Fla.	L	10-11
1984	4/17	Coral Gables, Fla.	L	7-8
1984	4/24	Coral Gables, Fla.	W	6-5
1985	4/3	Coral Gables, Fla.	W	6-2
1985	4/24	Coral Gables, Fla.	W	11-3
1986	4/29	Coral Gables, Fla.	W	6-3
1987	4/17	Coral Gables, Fla.	W	19-9
1988	4/13	Coral Gables, Fla.	W	12-3
1989	4/14	Coral Gables, Fla.	W	14-0
1989	4/15	Coral Gables, Fla.	W	14-0
1990	4/28	Coral Gables, Fla.	W	11-3
1991	4/5	Coral Gables, Fla.	W	8-7
1992	4/21	Coral Gables, Fla.	W	14-2
1993	4/2	Coral Gables, Fla.	L	0-2
1993	4/3	Coral Gables, Fla.	W	3-0
1993	5/4	Coral Gables, Fla.	W	3-2 (10)
1994	3/13	Boca Raton, Fla.	W	7-4
1994	4/12	Coral Gables, Fla.	W	7-3
1995	2/1	Coral Gables, Fla.	W	5-2
1995	2/15	Coral Gables, Fla.	W	10-1
1995	3/1	Coral Gables, Fla.	W	16-6
1995	3/22	Boca Raton, Fla.	W	5-3
1996	2/21	Coral Gables, Fla.	W	12-3
1996	5/8	Coral Gables, Fla.	W	10-2
1997	4/23	Coral Gables, Fla.	W	12-6
1997	4/30	Coral Gables, Fla.	W	13-8
1998	4/15	Coral Gables, Fla.	W	4-2
1998	4/22	Coral Gables, Fla.	W	23-3
1999	2/17	Coral Gables, Fla.	W	3-1
1999	5/30+	Coral Gables, Fla.	W	3-2
2000	2/9	Coral Gables, Fla.	L	2-7
2000	5/27+	Coral Gables, Fla.	W	11-5
2001	1/25	Coral Gables, Fla.	W	9-3
2001	1/26	Boca Raton, Fla.	L	10-11
2001	1/27	Coral Gables, Fla.	W	4-2
2002	4/24	Coral Gables, Fla.	W	6-5
2003	4/2	Coral Gables, Fla.	L	3-5

YEAR	DATE	SITE	W/L	SCORE
2003	5/31+	Coral Gables, Fla.	W	1-0
2004	5/19	Coral Gables, Fla.	W	13-3
2004	6/6+	Coral Gables, Fla.	W	19-6
2008	4/1	Coral Gables, Fla.	W	16-7
2008	4/9	Coral Gables, Fla.	L	3-6
2008	4/16	Boca Raton, Fla.	W	12-10
2009	3/25	Boca Raton, Fla.	W	13-6
2009	4/7	Coral Gables, Fla.	W	12-8
2009	4/14	Coral Gables, Fla.	W	3-1
2010	3/31	Coral Gables, Fla.	W	12-5
2010	4/6	Coral Gables, Fla.	W	8-5
2010	4/7	Boca Raton, Fla.	W	11-0
2011	2/23	Boca Raton, Fla.	L	4-7
2011	3/15	Coral Gables, Fla.	W	7-3
2011	5/17	Coral Gables, Fla.	L	4-7
2012	2/29	Coral Gables, Fla.	W	10-5
2012	3/21	Boca Raton, Fla.	W	8-5
2012	2/24	Coral Gables, Fla.	W	3-1
2013	2/20	Boca Raton, Fla.	W	5-4 (11)
2013	3/27	Coral Gables, Fla.	L	1-6
2013	4/24	Coral Gables, Fla.	W	6-4
2014	2/19	Coral Gables, Fla.	L	2-5
2014	4/16	Coral Gables, Fla.	W	2-1
2014	4/23	Boca Raton, Fla.	W	10-9
2015	2/18	Boca Raton, Fla.	L	3-5
2015	4/8	Coral Gables, Fla.	W	4-3 (10)
2015	5/12	Coral Gables, Fla.	W	14-6
2016	4/20	Coral Gables, Fla.	L	3-4
2016	5/5	Coral Gables, Fla.	W	5-2
2017	3/1	Boca Raton, Fla.	W	5-2
2017	3/22	Coral Gables, Fla.	W	7-5
2017	4/19	Coral Gables, Fla.	W	8-2

Coral Gables: Miami leads, 51-1

Boca Raton: Miami leads, 9-3

Neutral Site: Miami leads, 1-0

FGCU

MIAMI LEADS, 16-2

YEAR	DATE	SITE	W/L	SCORE
2008	4/8	Coral Gables, Fla.	W	4-2 (11)
2009	4/22	Coral Gables, Fla.	W	13-7
2010	4/14	Fort Myers, Fla.	W	9-0
2010	5/18	Coral Gables, Fla.	W	5-4
2011	3/23	Coral Gables, Fla.	W	5-2
2011	3/29	Coral Gables, Fla.	W	13-2
2011	4/6	Fort Myers, Fla.	W	8-1
2012	2/22	Fort Myers, Fla.	W	3-0
2012	4/11	Coral Gables, Fla.	L	2-4
2014	3/19	Fort Myers, Fla.	W	5-2 (10)
2014	3/26	Coral Gables, Fla.	W	4-0
2014	5/7	Coral Gables, Fla.	W	7-3
2015	3/4	Coral Gables, Fla.	W	7-3
2015	3/10	Fort Myers, Fla.	W	15-4
2015	3/25	Coral Gables, Fla.	L	1-8
2016	3/2	Coral Gables, Fla.	W	6-2
2016	4/5	Fort Myers, Fla.	W	4-0
2016	5/17	Coral Gables, Fla.	W	8-3
2017	3/29	Fort Myers, Fla.	L	0-3
2017	4/12	Coral Gables, Fla.	L	4-5

ALL-TIME SERIES HISTORY

YEAR	DATE	SITE	W/L	SCORE	YEAR	DATE	SITE	W/L	SCORE
2017	5/16	Coral Gables, Fla.	W	5-1	1987	4/28	Coral Gables, Fla.	W	12-3

Coral Gables: Miami leads, 11-3

Fort Myers: Miami leads, 6-1

FIU

MIAMI LEADS, 93-27

YEAR	DATE	SITE	W/L	SCORE	YEAR	DATE	SITE	W/L	SCORE
1973	3/14	Coral Gables, Fla.	L	1-3	1991	4/26	Coral Gables, Fla.	L	2-5
1973	4/4	Coral Gables, Fla.	W	14-2	1991	4/27	Coral Gables, Fla.	W	12-1
1973	4/11	Coral Gables, Fla.	W	10-1	1991	4/28	Miami, Fla.	W	8-0
1973	4/23	Coral Gables, Fla.	W	5-3	1992	2/13	Coral Gables, Fla.	W	6-1
1974	4/3	Coral Gables, Fla.	W	9-4	1992	2/14	Coral Gables, Fla.	W	22-1
1974	4/4	Coral Gables, Fla.	W	5-1	1992	2/16	Coral Gables, Fla.	W	7-1
1974	4/23	Miami, Fla.	W	6-2	1993	2/17	Coral Gables, Fla.	W	4-3
1975	3/11	Miami, Fla.	W	16-3	1993	4/6	Coral Gables, Fla.	W	7-3
1975	4/1	Coral Gables, Fla.	W	8-6	1993	4/13	Coral Gables, Fla.	W	9-2
1975	4/8	Coral Gables, Fla.	W	3-2	1994	2/8	Coral Gables, Fla.	W	11-4
1975	4/22	Miami, Fla.	W	9-3	1994	2/15	Coral Gables, Fla.	W	4-0
1976	4/14	Miami, Fla.	W	11-1	1994	3/3	Coral Gables, Fla.	W	3-0
1976	4/20	Miami, Fla.	L	11-12	1994	5/10	Coral Gables, Fla.	L	5-6
1976	4/27	Coral Gables, Fla.	W	15-5	1995	2/21	Coral Gables, Fla.	W	7-4
1976	4/29	Coral Gables, Fla.	L	6-7	1995	4/4	Homestead, Fla.	L	2-4
1977	3/1	Coral Gables, Fla.	W	3-2	1996	3/21	Coral Gables, Fla.	W	13-6
1977	3/29	Miami, Fla.	W	12-5	1996	3/22	Coral Gables, Fla.	W	5-3
1977	5/4	Miami, Fla.	W	7-6	1996	3/23	Coral Gables, Fla.	W	5-4
1978	5/3	Coral Gables, Fla.	W	3-2 (13)	1996	3/24	Coral Gables, Fla.	L	5-6
1978	4/18	Miami, Fla.	W	10-6	1997	3/6	Coral Gables, Fla.	W	5-0
1979	2/23	Coral Gables, Fla.	W	11-3	1997	3/7	Coral Gables, Fla.	W	3-4
1979	2/24	Coral Gables, Fla.	W	12-4	1997	3/8	Coral Gables, Fla.	L	10-3
1980	4/8	Miami, Fla.	W	10-2	1997	3/9	Coral Gables, Fla.	W	9-0
1980	4/22	Coral Gables, Fla.	L	4-6	1997	5/23+	Coral Gables, Fla.	W	5-2
1980	4/29	Coral Gables, Fla.	W	13-6	1998	2/11	Coral Gables, Fla.	W	2-1
1981	4/17	Coral Gables, Fla.	W	4-2	1998	3/7	Coral Gables, Fla.	W	12-0
1981	4/24	Coral Gables, Fla.	W	8-7	1999	2/10	Miami, Fla.	L	3-4
1981	5/8	Coral Gables, Fla.	W	4-0	1999	5/4	Coral Gables, Fla.	L	7-12
1981	5/11	Miami, Fla.	W	8-5	1999	5/29+	Coral Gables, Fla.	W	6-4
1982	3/3	Coral Gables, Fla.	L	6-10	2000	3/1	Coral Gables, Fla.	L	6-7
1982	3/31	Coral Gables, Fla.	L	1-2	2000	3/28	Homestead, Fla.	W	5-2
1982	4/4	Miami, Fla.	W	13-12 (13)	2000	5/28+	Coral Gables, Fla.	W	14-4
1982	4/11	Miami, Fla.	L	0-5	2001	2/7	Miami, Fla.	W	4-3
1982	4/30	Coral Gables, Fla.	W	6-2	2001	2/21	Coral Gables, Fla.	L	10-17
1983	3/3	Miami, Fla.	W	8-4	2001	2/23	Homestead, Fla.	W	10-2
1983	4/12	Coral Gables, Fla.	W	8-6	2001	2/24	Homestead, Fla.	W	2-0
1983	4/19	Coral Gables, Fla.	W	7-2	2002	2/6	Miami, Fla.	L	2-6
1983	4/26	Miami, Fla.	W	8-4	2002	2/22	Homestead, Fla.	W	6-2
1983	5/4	Coral Gables, Fla.	W	16-5	2002	5/2	Coral Gables, Fla.	L	7-9
1984	4/10	Coral Gables, Fla.	W	6-2	2002	5/31+	Gainesville, Fla.	W	9-1
1984	4/11	Miami, Fla.	W	8-5	2003	2/5	Coral Gables, Fla.	W	12-7
1984	5/9	Miami, Fla.	W	5-0	2003	4/16	Miami, Fla.	W	6-4
1984	5/11	Coral Gables, Fla.	W	5-2	2004	2/26	Miami, Fla.	L	7-11
1984	5/12	Coral Gables, Fla.	W	8-3	2004	2/27	Homestead, Fla.	W	9-7
1985	4/10	Coral Gables, Fla.	W	6-3	2004	3/24	Coral Gables, Fla.	L	4-5
1985	4/17	Miami, Fla.	W	4-3	2005	2/1	Coral Gables, Fla.	W	7-0
1986	2/25	Coral Gables, Fla.	W	6-0	2005	3/23	Miami, Fla.	W	11-3
1986	2/27	Miami, Fla.	W	5-3 (11)	2006	1/28	Coral Gables, Fla.	W	17-3
1986	4/16	Miami, Fla.	L	8-9 (13)	2006	1/29	Miami, Fla.	W	5-0
1987	4/3	Coral Gables, Fla.	W	7-4	2007	4/4	Coral Gables, Fla.	W	10-9
1987	4/4	Coral Gables, Fla.	W	12-1	2007	4/11	Miami, Fla.	W	11-7
1987	4/5	Miami, Fla.	L	6-7 (12)	2008	4/2	Miami, Fla.	W	13-2

ALL-TIME SERIES HISTORY

YEAR	DATE	SITE	W/L	SCORE	YEAR	DATE	SITE	W/L	SCORE
2008	4/23	Coral Gables, Fla.	L	3-6	1964	4/17	Lakeland, Fla.	W	2-1
2015	5/29+	Coral Gables, Fla.	W	6-2	1964	4/18	Lakeland, Fla.	L	0-3
2017	3/7	Coral Gables, Fla.	L	1-12	1964	4/18	Lakeland, Fla.	W	4-1
2017	3/8	Miami, Fla.	L	2-3	1965	4/30	Coral Gables, Fla.	L	2-3
2017	4/25	Miami, Fla.	W	8-7	1965	5/1	Coral Gables, Fla.	L	0-5
2017	4/26	Coral Gables, Fla.	L	4-5	1965	5/1	Coral Gables, Fla.	W	9-1

Coral Gables: Miami leads, 60-18

Miami: Miami leads, 27-8

Neutral Site: Miami leads, 6-1

FLORIDA SOUTHERN

MIAMI LEADS, 58-24

YEAR	DATE	SITE	W/L	SCORE	YEAR	DATE	SITE	W/L	SCORE
1947	4/9	Lakeland, Fla.	W	5-3	1970	4/10	Lakeland, Fla.	W	8-7 (10)
1947	4/10	Lakeland, Fla.	W	4-1	1970	4/11	Lakeland, Fla.	L	2-3
1947	5/10	Coral Gables, Fla.	W	4-1	1971	3/15	Coral Gables, Fla.	W	5-1
1947	5/10	Coral Gables, Fla.	W	3-0	1971	3/16	Coral Gables, Fla.	L	5-8
1948	4/23	Lakeland, Fla.	W	6-5 (10)	1972	4/28	Lakeland, Fla.	L	0-1
1948	4/24	Lakeland, Fla.	L	4-8	1972	4/29	Lakeland, Fla.	L	4-5
1948	5/14	Coral Gables, Fla.	W	3-1	1973	4/13	Coral Gables, Fla.	W	4-2
1948	5/15	Coral Gables, Fla.	L	2-4	1973	4/14	Coral Gables, Fla.	L	0-5
1949	4/1	Coral Gables, Fla.	W	12-2	1974	3/8	Lakeland, Fla.	L	0-1 (10)
1949	4/2	Coral Gables, Fla.	W	11-8	1974	3/9	Lakeland, Fla.	W	3-2
1949	4/11	Lakeland, Fla.	L	2-8	1975	4/23	Coral Gables, Fla.	W	3-2 (10)
1949	4/12	Lakeland, Fla.	W	2-0	1975	4/24	Coral Gables, Fla.	W	5-4
1950	4/21	Coral Gables, Fla.	W	7-2	1976	3/3	Lakeland, Fla.	W	6-3
1950	4/22	Coral Gables, Fla.	W	12-2	1977	3/5	Coral Gables, Fla.	W	6-5 (12)
1950	5/9	Lakeland, Fla.	L	3-4 (13)	1986	2/28	Coral Gables, Fla.	W	5-4
1951	5/14	Coral Gables, Fla.	W	7-1	1986	3/1	Coral Gables, Fla.	W	9-7
1951	5/15	Coral Gables, Fla.	W	5-0	1987	4/7	Coral Gables, Fla.	W	6-5
1954	4/1	Coral Gables, Fla.	W	8-6	1994	4/19	Coral Gables, Fla.	W	7-6 (11)
1954	4/2	Coral Gables, Fla.	W	11-2	1994	4/20	Coral Gables, Fla.	W	5-1
1955	4/18	Lakeland, Fla.	W	3-1	2001	5/11	Coral Gables, Fla.	W	12-4
1955	4/19	Lakeland, Fla.	W	6-0	2001	5/12	Coral Gables, Fla.	W	16-3
1955	4/29	Coral Gables, Fla.	W	5-4	2001	5/13	Coral Gables, Fla.	W	5-4
1955	4/30	Coral Gables, Fla.	W	9-2					
1956	4/6	Coral Gables, Fla.	W	4-2					
1956	4/7	Coral Gables, Fla.	W	12-5					
1956	4/23	Lakeland, Fla.	W	4-2					
1956	4/24	Lakeland, Fla.	W	7-1					
1957	4/5	Coral Gables, Fla.	W	10-7					
1957	4/6	Coral Gables, Fla.	W	8-2					
1957	4/19	Lakeland, Fla.	W	11-1					
1957	4/20	Lakeland, Fla.	L	2-6					
1958	3/14	Lakeland, Fla.	L	4-5 (10)					
1958	3/15	Lakeland, Fla.	L	3-7					
1958	4/5	Coral Gables, Fla.	W	7-2					
1958	4/5	Coral Gables, Fla.	W	4-3					
1959	4/22	Lakeland, Fla.	W	6-5					
1959	5/1	Coral Gables, Fla.	W	4-2					
1959	5/2	Coral Gables, Fla.	W	2-0 (10)					
1960	4/9	Lakeland, Fla.	W	12-1					
1960	4/30	Coral Gables, Fla.	W	21-0					
1961	4/11	Lakeland, Fla.	L	3-5					
1961	4/22	Coral Gables, Fla.	W	7-2					
1962	4/6	Lakeland, Fla.	L	4-9					
1963	4/12	Coral Gables, Fla.	W	9-0					
1963	4/13	Coral Gables, Fla.	L	6-8					
1963	4/13	Coral Gables, Fla.	W	3-1					

Coral Gables: Miami leads, 41-8

Lakeland: Miami leads, 17-16

FLORIDA STATE

FLORIDA STATE LEADS 150-129-4

YEAR	DATE	SITE	W/L	SCORE
1951	3/22	Coral Gables, Fla.	W	11-2
1951	3/23	Coral Gables, Fla.	L	4-13
1952	4/4	Tallahassee, Fla.	L	1-3
1952	4/5	Tallahassee, Fla.	L	0-7
1955	4/15	Coral Gables, Fla.	L	3-4
1955	4/16	Coral Gables, Fla.	W	5-4
1956	4/27	Tallahassee, Fla.	L	5-13
1956	4/28	Tallahassee, Fla.	L	0-2
1957	4/16	Tallahassee, Fla.	L	3-15
1957	4/17	Tallahassee, Fla.	L	3-21
1957	4/30	Coral Gables, Fla.	L	3-15
1957	4/30	Coral Gables, Fla.	W	2-1
1958	4/18	Tallahassee, Fla.	L	0-18
1958	4/19	Tallahassee, Fla.	W	12-7
1958	5/5	Coral Gables, Fla.	L	2-9
1958	5/6	Coral Gables, Fla.	L	1-6
1960	3/14	Coral Gables, Fla.	L	3-6

ALL-TIME SERIES HISTORY

YEAR	DATE	SITE	W/L	SCORE	YEAR	DATE	SITE	W/L	SCORE
1960	3/15	Coral Gables, Fla.	L	6-10	1979	4/12	Tallahassee, Fla.	L	2-3 (11)
1960	5/13	Tallahassee, Fla.	L	3-16	1980	2/22	Coral Gables, Fla.	W	10-0
1960	5/14	Tallahassee, Fla.	L	5-9	1980	2/23	Coral Gables, Fla.	W	4-3
1961	4/17	Coral Gables, Fla.	L	0-2	1980	2/24	Coral Gables, Fla.	L	8-9
1961	4/18	Coral Gables, Fla.	L	6-14	1980	5/3	Tallahassee, Fla.	W	10-6
1962	4/16	Tallahassee, Fla.	W	6-4	1980	5/4	Tallahassee, Fla.	L	5-7
1962	4/17	Tallahassee, Fla.	L	8-9 (10)	1980	5/5	Tallahassee, Fla.	W	7-5
1963	4/1	Coral Gables, Fla.	L	1-2	1981	3/6	Coral Gables, Fla.	W	10-8
1963	4/2	Coral Gables, Fla.	W	4-1	1981	3/7	Coral Gables, Fla.	W	19-4
1965	3/12	Coral Gables, Fla.	L	4-7	1981	3/8	Coral Gables, Fla.	W	3-2
1965	3/13	Coral Gables, Fla.	L	4-9	1981	5/2	Tallahassee, Fla.	L	4-5
1965	3/13	Coral Gables, Fla.	T	9-9	1981	5/3	Tallahassee, Fla.	W	4-3
1966	4/8	Tallahassee, Fla.	W	6-1	1981	5/4	Tallahassee, Fla.	W	14-6
1966	4/9	Tallahassee, Fla.	L	2-10	1981	5/23+	Coral Gables, Fla.	W	4-3 (10)
1967	3/3	Coral Gables, Fla.	L	4-9	1982	3/26	Tallahassee, Fla.	W	6-5 (10)
1967	3/4	Coral Gables, Fla.	L	5-6	1982	3/27	Tallahassee, Fla.	L	3-5
1968	4/19	Tallahassee, Fla.	L	1-4	1982	3/28	Tallahassee, Fla.	L	3-9
1968	4/20	Tallahassee, Fla.	L	6-7	1982	5/7	Coral Gables, Fla.	W	11-5
1969	3/7	Coral Gables, Fla.	L	2-6	1982	5/8	Coral Gables, Fla.	L	2-9
1969	3/8	Coral Gables, Fla.	L	0-5	1982	5/9	Coral Gables, Fla.	T	7-7 (5)
1970	3/21	Tallahassee, Fla.	L	1-10	1983	2/25	Coral Gables, Fla.	W	9-0
1970	3/22	Tallahassee, Fla.	L	3-8	1983	2/26	Coral Gables, Fla.	W	4-2
1970	5/8	Tallahassee, Fla.	L	4-11	1983	4/15	Tallahassee, Fla.	L	5-6
1970	5/9	Tallahassee, Fla.	L	2-6	1983	4/16	Tallahassee, Fla.	L	3-4
1971	3/20	Coral Gables, Fla.	L	4-5 (10)	1983	4/17	Tallahassee, Fla.	L	0-5
1971	3/21	Coral Gables, Fla.	W	5-4 (10)	1983	5/29+	Tallahassee, Fla.	W	10-5
1971	4/9	Tallahassee, Fla.	L	5-7	1984	2/4	Coral Gables, Fla.	W	10-4
1971	4/10	Tallahassee, Fla.	W	7-4	1984	2/24	Coral Gables, Fla.	W	7-0
1972	3/19	Coral Gables, Fla.	L	4-7	1984	2/25	Coral Gables, Fla.	W	14-5
1972	5/10	Tallahassee, Fla.	W	5-4	1984	2/26	Coral Gables, Fla.	L	6-7
1972	5/11	Tallahassee, Fla.	W	4-3	1984	4/13	Tallahassee, Fla.	L	2-3
1972	5/11	Tallahassee, Fla.	L	3-4 (10)	1984	4/14	Tallahassee, Fla.	W	4-3
1973	2/16	Coral Gables, Fla.	W	5-1	1984	4/15	Tallahassee, Fla.	L	4-5 (11)
1973	3/24	Coral Gables, Fla.	L	6-7	1985	2/22	Coral Gables, Fla.	L	2-5
1973	3/25	Coral Gables, Fla.	L	2-8	1985	2/23	Coral Gables, Fla.	W	15-4
1973	4/19	Tallahassee, Fla.	W	10-1	1985	2/24	Coral Gables, Fla.	W	6-5 (10)
1973	4/20	Tallahassee, Fla.	L	1-4	1985	4/12	Tallahassee, Fla.	W	3-2
1974	3/16	Coral Gables, Fla.	W	3-2	1985	4/13	Tallahassee, Fla.	L	5-13
1974	3/17	Coral Gables, Fla.	W	4-3	1985	4/14	Tallahassee, Fla.	W	8-5
1974	4/18	Tallahassee, Fla.	L	1-2	1986	4/11	Tallahassee, Fla.	L	1-6
1974	4/18	Tallahassee, Fla.	L	4-7	1986	4/12	Tallahassee, Fla.	W	4-3
1974	4/20	Tallahassee, Fla.	W	17-3	1986	4/13	Tallahassee, Fla.	L	3-8
1975	3/25	Coral Gables, Fla.	L	0-3	1986	5/2	Coral Gables, Fla.	W	11-10
1975	3/26	Coral Gables, Fla.	W	2-0	1986	5/3	Coral Gables, Fla.	L	6-14
1975	3/26	Coral Gables, Fla.	L	7-10	1986	5/4	Coral Gables, Fla.	W	7-5
1975	4/4	Tallahassee, Fla.	L	0-8	1986	6/3#	Omaha, Neb.	L	2-7
1975	4/5	Tallahassee, Fla.	L	2-5	1986	6/8#	Omaha, Neb.	L	3-4
1975	5/23+	Starkville, Miss.	L	0-1	1987	4/10	Tallahassee, Fla.	L	3-14
1975	5/24+	Starkville, Miss.	L	5-6	1987	4/11	Tallahassee, Fla.	W	11-6
1976	2/23	Coral Gables, Fla.	L	1-5	1987	4/12	Tallahassee, Fla.	W	11-10 (11)
1976	5/5	Tallahassee, Fla.	W	6-1	1987	5/1	Coral Gables, Fla.	W	4-3
1976	5/6	Tallahassee, Fla.	W	9-7	1987	5/2	Coral Gables, Fla.	L	4-6
1976	5/6	Tallahassee, Fla.	L	4-20	1987	5/3	Coral Gables, Fla.	L	6-8
1977	4/19	Tallahassee, Fla.	L	10-14	1987	5/22+	Tallahassee, Fla.	L	2-5
1977	4/20	Tallahassee, Fla.	W	10-4	1988	4/8	Tallahassee, Fla.	W	8-3
1977	4/25	Coral Gables, Fla.	W	12-10	1988	4/9	Tallahassee, Fla.	L	8-20
1977	4/26	Coral Gables, Fla.	W	12-3	1988	4/10	Tallahassee, Fla.	T	5-5 (8)
1977	4/26	Coral Gables, Fla.	W	10-2	1988	5/6	Coral Gables, Fla.	L	5-6
1978	5/20+	Coral Gables, Fla.	W	7-2	1988	5/7	Coral Gables, Fla.	W	9-7
1979	3/30	Coral Gables, Fla.	W	4-3	1988	5/8	Coral Gables, Fla.	L	3-6
1979	3/31	Coral Gables, Fla.	W	5-3	1989	4/7	Tallahassee, Fla.	L	0-3
1979	4/11	Tallahassee, Fla.	L	2-9	1989	4/8	Tallahassee, Fla.	W	8-1

ALL-TIME SERIES HISTORY

YEAR	DATE	SITE	W/L	SCORE	YEAR	DATE	SITE	W/L	SCORE
1989	4/9	Tallahassee, Fla.	L	3-11	1999	4/23	Coral Gables, Fla.	W	8-7
1989	5/5	Coral Gables, Fla.	W	11-2	1999	4/24	Coral Gables, Fla.	W	9-4
1989	5/6	Coral Gables, Fla.	W	8-2	1999	4/25	Coral Gables, Fla.	W	9-8
1989	5/7	Coral Gables, Fla.	L	4-8	1999	6/19#	Omaha, Neb.	W	6-5
1990	4/13	Tallahassee, Fla.	L	3-7	2000	4/7	Tallahassee, Fla.	L	13-14 (17)
1990	4/14	Tallahassee, Fla.	W	8-5	2000	4/8	Tallahassee, Fla.	L	2-12
1990	4/15	Tallahassee, Fla.	W	8-3	2000	4/9	Tallahassee, Fla.	L	4-5
1990	5/4	Coral Gables, Fla.	W	7-3	2000	4/14	Coral Gables, Fla.	W	7-3
1990	5/5	Coral Gables, Fla.	L	2-6	2000	4/15	Coral Gables, Fla.	W	7-3
1990	5/6	Coral Gables, Fla.	L	4-8	2000	4/16	Coral Gables, Fla.	L	3-14
1991	4/12	Tallahassee, Fla.	L	2-7	2000	6/2\$	Tallahassee, Fla.	L	2-9
1991	4/13	Tallahassee, Fla.	L	4-12	2000	6/3\$	Tallahassee, Fla.	W	7-5
1991	4/14	Tallahassee, Fla.	L	5-8	2000	6/4\$	Tallahassee, Fla.	L	1-6
1991	5/3	Coral Gables, Fla.	L	2-3	2001	4/13	Coral Gables, Fla.	L	9-10
1991	5/4	Coral Gables, Fla.	L	1-4	2001	4/14	Coral Gables, Fla.	W	5-4
1991	5/5	Coral Gables, Fla.	W	8-6	2001	4/15	Coral Gables, Fla.	W	7-1
1992	4/10	Tallahassee, Fla.	W	10-6	2001	4/20	Tallahassee, Fla.	W	7-5
1992	4/11	Tallahassee, Fla.	W	6-3	2001	4/21	Tallahassee, Fla.	W	9-6
1992	4/12	Tallahassee, Fla.	W	6-5	2001	4/22	Tallahassee, Fla.	W	7-4
1992	4/24	Coral Gables, Fla.	W	7-3	2002	4/5	Tallahassee, Fla.	L	3-13
1992	4/25	Coral Gables, Fla.	W	5-4	2002	4/6	Tallahassee, Fla.	W	5-2
1992	4/26	Coral Gables, Fla.	L	2-3	2002	4/7	Tallahassee, Fla.	L	7-9
1993	4/9	Tallahassee, Fla.	L	0-7	2002	4/12	Coral Gables, Fla.	L	4-6
1993	4/10	Tallahassee, Fla.	L	1-8	2002	4/13	Coral Gables, Fla.	L	3-9
1993	4/11	Tallahassee, Fla.	L	2-6	2002	4/14	Coral Gables, Fla.	L	11-17
1993	4/23	Coral Gables, Fla.	L	0-1	2003	4/18	Coral Gables, Fla.	L	2-4
1993	4/24	Coral Gables, Fla.	W	14-13 (10)	2003	4/19	Coral Gables, Fla.	L	4-6
1993	4/25	Coral Gables, Fla.	W	4-3 (12)	2003	4/20	Coral Gables, Fla.	T	7-7 (11)
1994	4/8	Tallahassee, Fla.	L	3-6	2003	4/25	Tallahassee, Fla.	L	0-1
1994	4/9	Tallahassee, Fla.	W	5-1	2003	4/26	Tallahassee, Fla.	W	14-3
1994	4/10	Tallahassee, Fla.	W	2-1	2003	4/27	Tallahassee, Fla.	L	0-12
1994	4/15	Coral Gables, Fla.	L	1-6	2004	4/9	Tallahassee, Fla.	L	5-6
1994	4/16	Coral Gables, Fla.	W	8-0	2004	4/10	Tallahassee, Fla.	W	17-11
1994	4/17	Coral Gables, Fla.	L	2-7	2004	4/11	Tallahassee, Fla.	W	4-0
1995	4/7	Tallahassee, Fla.	L	1-9	2004	4/16	Coral Gables, Fla.	W	10-0
1995	4/8	Tallahassee, Fla.	W	6-5	2004	4/17	Coral Gables, Fla.	W	7-3
1995	4/9	Tallahassee, Fla.	L	2-3	2004	4/18	Coral Gables, Fla.	L	3-10
1995	4/14	Coral Gables, Fla.	L	6-9	2005	4/22	Coral Gables, Fla.	W	5-2
1995	4/15	Coral Gables, Fla.	L	1-10	2005	4/23	Coral Gables, Fla.	W	5-3
1995	4/16	Coral Gables, Fla.	W	3-2	2005	4/24	Coral Gables, Fla.	L	1-13
1995	6/4#	Omaha, Neb.	W	4-2	2006	4/15	Tallahassee, Fla.	W	7-3
1996	4/5	Tallahassee, Fla.	L	2-13	2006	4/16	Tallahassee, Fla.	L	1-16
1996	4/6	Tallahassee, Fla.	W	13-2	2006	4/17	Tallahassee, Fla.	W	7-5
1996	4/7	Tallahassee, Fla.	L	1-15	2007	4/27	Coral Gables, Fla.	L	6-7
1996	4/12	Coral Gables, Fla.	W	6-2	2007	4/28	Coral Gables, Fla.	L	8-13
1996	4/13	Coral Gables, Fla.	W	9-8	2007	4/29	Coral Gables, Fla.	W	7-1
1996	4/14	Coral Gables, Fla.	W	7-4	2007	5/25%	Jacksonville, Fla.	W	9-3
1997	4/11	Tallahassee, Fla.	W	9-5	2008	4/18	Tallahassee, Fla.	W	11-4
1997	4/12	Tallahassee, Fla.	W	8-5	2008	4/19	Tallahassee, Fla.	L	5-9
1997	4/13	Tallahassee, Fla.	L	7-8	2008	4/20	Tallahassee, Fla.	W	11-10
1997	5/2	Coral Gables, Fla.	W	9-1	2008	6/16#	Omaha, Neb.	W	7-5
1997	5/3	Coral Gables, Fla.	W	7-6	2009	4/3	Coral Gables, Fla.	L	4-14
1997	5/4	Coral Gables, Fla.	L	3-7	2009	4/4	Coral Gables, Fla.	W	6-4
1998	4/3	Tallahassee, Fla.	W	9-4	2009	4/5	Coral Gables, Fla.	W	14-8
1998	4/4	Tallahassee, Fla.	W	8-2	2009	5/21%	Jacksonville, Fla.	L	2-4
1998	4/5	Tallahassee, Fla.	W	9-6	2010	4/23	Tallahassee, Fla.	W	6-5
1998	5/1	Coral Gables, Fla.	W	7-1	2010	4/24	Tallahassee, Fla.	L	7-8
1998	5/2	Coral Gables, Fla.	L	5-11	2010	4/25	Tallahassee, Fla.	L	6-7
1998	5/3	Coral Gables, Fla.	L	4-5	2010	5/26%	Greensboro, N.C.	W	9-3
1999	4/16	Tallahassee, Fla.	L	2-8	2011	4/29	Coral Gables, Fla.	L	5-6
1999	4/17	Tallahassee, Fla.	W	4-3	2011	4/30	Coral Gables, Fla.	L	0-2
1999	4/18	Tallahassee, Fla.	W	8-7	2011	5/1	Coral Gables, Fla.	W	5-1
					2012	4/20	Tallahassee, Fla.	L	2-11

ALL-TIME SERIES HISTORY

YEAR	DATE	SITE	W/L	SCORE
2012	4/21	Tallahassee, Fla.	L	1-6
2012	4/22	Tallahassee, Fla.	L	7-8
2013	4/5	Coral Gables, Fla.	L	2-4
2013	4/6	Coral Gables, Fla.	W	6-0
2013	4/7	Coral Gables, Fla.	L	1-5
2014	2/28	Tallahassee, Fla.	W	3-1
2014	3/1	Tallahassee, Fla.	L	2-10
2014	3/2	Tallahassee, Fla.	L	6-13
2015	4/24	Coral Gables, Fla.	L	7-8 (17)
2015	4/25	Coral Gables, Fla.	L	5-15
2015	4/26	Coral Gables, Fla.	W	12-0
2016	5/19	Tallahassee, Fla.	W	4-2
2016	5/21	Tallahassee, Fla.	W	8-5
2016	5/21	Tallahassee, Fla.	L	2-3 (10)
2016	5/28%	Durham, N.C.	L	4-5
2017	4/21	Coral Gables, Fla.	L	3-6
2017	4/22	Coral Gables, Fla.	W	5-4 (10)

Coral Gables: Miami leads, 67-65-3

Tallahassee: Florida State leads, 79-57-1

Neutral Site: Florida State leads, 6-5

FLORIDA TECH

MIAMI LEADS, 8-2

YEAR	DATE	SITE	W/L	SCORE
1973	4/7	Melbourne, Fla.	W	19-2
1973	5/11	Coral Gables, Fla.	W	6-0
1973	5/12	Coral Gables, Fla.	W	10-1
1974	3/3	Coral Gables, Fla.	W	3-0
1974	3/3	Coral Gables, Fla.	L	1-7
1975	5/9	Orlando, Fla.	L	0-1
1978	2/17	Coral Gables, Fla.	W	5-0
1978	3/9	Orlando, Fla.	W	27-3
1978	3/10	Orlando, Fla.	W	10-1
1978	3/11	Orlando, Fla.	W	7-4

Coral Gables: Miami leads, 4-1

Melbourne: Miami leads, 1-0

Neutral Site: Miami leads, 3-1

FORDHAM

MIAMI LEADS, 9-1

YEAR	DATE	SITE	W/L	SCORE
1984	3/19	Coral Gables, Fla.	W	17-0
1984	3/22	Coral Gables, Fla.	W	11-4
1993	5/14	Coral Gables, Fla.	W	6-1
1993	5/15	Coral Gables, Fla.	W	8-0
2006	3/14	Coral Gables, Fla.	W	6-0
2007	3/2	Coral Gables, Fla.	W	14-8
2007	3/3	Coral Gables, Fla.	W	8-1
2007	3/4	Coral Gables, Fla.	W	10-9
2010	3/16	Coral Gables, Fla.	L	3-4
2010	3/17	Coral Gables, Fla.	W	9-8

Coral Gables: Miami leads, 9-1

FRESNO STATE

MIAMI LEADS, 1-0

YEAR	DATE	SITE	W/L	SCORE
1988	6/6#	Omaha, Neb.	W	8-4

Neutral Site: Miami leads, 1-0

FORT LAUDERDALE COLLEGE

MIAMI LEADS, 2-0

YEAR	DATE	SITE	W/L	SCORE
1983	5/17	Coral Gables, Fla.	W	27-10
1983	5/18	Coral Gables, Fla.	W	6-1

Coral Gables: Miami leads, 2-0

FURMAN

MIAMI LEADS, 9-1

YEAR	DATE	SITE	W/L	SCORE
1960	3/28	Coral Gables, Fla.	W	2-1
1960	3/29	Coral Gables, Fla.	W	6-3
1965	4/1	Coral Gables, Fla.	W	6-5
1965	4/2	Coral Gables, Fla.	W	14-2
1965	4/3	Coral Gables, Fla.	W	7-3
1966	4/13	Tallahassee, Fla.	L	4-6
1967	3/27	Coral Gables, Fla.	W	12-1
1967	3/28	Coral Gables, Fla.	W	6-2
1967	3/29	Coral Gables, Fla.	W	7-4
1998	3/7	Coral Gables, Fla.	W	6-2

Coral Gables: Miami leads, 8-1

Neutral Site: Furman leads, 1-0

GEORGE WASHINGTON

MIAMI LEADS, 11-1

YEAR	DATE	SITE	W/L	SCORE
1981	3/9	Coral Gables, Fla.	W	6-3
1982	3/16	Coral Gables, Fla.	W	12-0
1982	3/18	Coral Gables, Fla.	W	16-2
1984	3/15	Coral Gables, Fla.	W	17-0
1991	3/10	Coral Gables, Fla.	W	17-5
1991	3/11	Coral Gables, Fla.	W	5-1
1996	2/16	Coral Gables, Fla.	W	6-0
1996	2/17	Coral Gables, Fla.	W	14-1
1996	2/18	Coral Gables, Fla.	W	19-3
2005	2/25	Coral Gables, Fla.	W	12-1
2005	2/26	Coral Gables, Fla.	L	4-5
2005	2/27	Coral Gables, Fla.	W	16-3

Coral Gables: Miami leads, 11-1

ALL-TIME SERIES HISTORY

GEORGETOWN

MIAMI LEADS, 4-0

YEAR	DATE	SITE	W/L	SCORE
1987	3/9	Coral Gables, Fla.	W	5-1
1988	3/10	Coral Gables, Fla.	W	8-2
1990	3/18	Coral Gables, Fla.	W	12-1
1993	3/10	Coral Gables, Fla.	W	9-5

Coral Gables: Miami leads, 4-0

GEORGIA

GEORGIA LEADS, 3-2

YEAR	DATE	SITE	W/L	SCORE
1965	4/14	Athens, Ga.	L	3-6
1995	2/11	Kissimmee, Fla.	W	12-10
1999	3/5	Coral Gables, Fla.	L	3-4
1999	3/7	Coral Gables, Fla.	W	8-1
2008	6/14#	Omaha, Neb.	L	4-7

Coral Gables: Tied, 1-1

Athens: Georgia leads, 1-0

Neutral Site: Tied, 1-1

GEORGIA SOUTHERN

MIAMI LEADS, 14-10

YEAR	DATE	SITE	W/L	SCORE
1966	4/15	Statesboro, Ga.	L	2-7
1966	4/16	Statesboro, Ga.	L	0-5
1967	4/17	Statesboro, Ga.	L	3-4 (10)
1967	4/18	Statesboro, Ga.	L	2-3
1973	5/25+	Starkville, Miss.	L	0-1
1973	5/29+	Starkville, Miss.	L	1-4
1974	5/23+	Starkville, Miss.	W	2-1
1976	5/3	Statesboro, Ga.	L	1-6
1976	5/4	Statesboro, Ga.	W	8-2
1977	4/8	Coral Gables, Fla.	W	10-1
1977	4/9	Coral Gables, Fla.	W	4-3
1978	5/9	Statesboro, Ga.	W	6-1
1978	5/10	Statesboro, Ga.	W	7-5
1979	3/22	Coral Gables, Fla.	W	7-4
1979	3/23	Coral Gables, Fla.	W	10-6
1982	5/11	Statesboro, Ga.	L	5-6 (11)
1982	5/12	Statesboro, Ga.	W	14-6
1987	5/21+	Tallahassee, Fla.	L	6-11
1991	5/10	Coral Gables, Fla.	W	4-2
1991	5/11	Coral Gables, Fla.	W	7-0
1991	5/12	Coral Gables, Fla.	W	10-5
1998	5/15	Coral Gables, Fla.	W	7-1
1998	5/16	Coral Gables, Fla.	W	13-0
1998	5/17	Coral Gables, Fla.	L	1-2

Coral Gables: Miami leads, 9-1

Statesboro: Georgia Southern leads, 6-4

Neutral Site: Georgia Southern leads, 3-1

GEORGIA STATE

MIAMI LEADS, 3-0

YEAR	DATE	SITE	W/L	SCORE
1993	3/26	Coral Gables, Fla.	W	13-2
1993	3/27	Coral Gables, Fla.	W	9-6
1993	3/27	Coral Gables, Fla.	W	19-1

Coral Gables: Miami leads, 3-0

GEORGIA TECH

MIAMI LEADS, 61-35-2

YEAR	DATE	SITE	W/L	SCORE
1958	3/21	Coral Gables, Fla.	W	7-6
1958	3/22	Coral Gables, Fla.	W	7-4
1959	3/25	Coral Gables, Fla.	W	4-3
1959	3/27	Coral Gables, Fla.	T	2-2
1959	3/28	Coral Gables, Fla.	L	3-15
1959	3/28	Coral Gables, Fla.	L	0-4
1960	3/24	Coral Gables, Fla.	W	5-1
1960	3/26	Coral Gables, Fla.	W	4-2
1961	3/23	Coral Gables, Fla.	W	10-3
1961	3/25	Coral Gables, Fla.	T	5-5
1965	4/12	Atlanta, Ga.	W	5-1
1965	4/13	Atlanta, Ga.	W	2-1
1966	5/13	Atlanta, Ga.	W	4-1
1966	5/14	Atlanta, Ga.	L	3-5
1967	4/21	Atlanta, Ga.	L	2-6
1967	4/22	Atlanta, Ga.	L	1-2
1967	4/22	Atlanta, Ga.	L	2-4
1971	5/27+	Gastonia, N.C.	W	4-3
1971	5/29+	Gastonia, N.C.	L	3-5
1978	4/16	Atlanta, Ga.	W	18-3
1982	5/14	Atlanta, Ga.	W	10-7
1982	5/15	Atlanta, Ga.	W	13-3
1983	2/21	Coral Gables, Fla.	L	1-4
1983	2/22	Coral Gables, Fla.	W	10-7
1983	2/23	Coral Gables, Fla.	W	10-4
1986	5/25+	Coral Gables, Fla.	W	7-6 (10)
1986	5/26+	Coral Gables, Fla.	W	15-9 (10)
1988	5/28+	Coral Gables, Fla.	W	4-2
1989	5/26+	Gainesville, Fla.	L	7-9
1991	5/17	Atlanta, Ga.	L	5-9
1991	5/18	Atlanta, Ga.	W	10-7
1991	5/19	Atlanta, Ga.	W	7-1
1992	5/15	Coral Gables, Fla.	W	6-2
1992	5/16	Coral Gables, Fla.	W	4-3
1992	5/17	Coral Gables, Fla.	W	6-5 (13)
1997	4/4	Coral Gables, Fla.	W	10-1
1997	4/5	Coral Gables, Fla.	W	9-4
1997	4/6	Coral Gables, Fla.	W	12-0
1998	4/24	Atlanta, Ga.	L	7-22
1998	4/25	Atlanta, Ga.	W	8-5
1998	4/26	Atlanta, Ga.	W	9-8
2000	5/6	Coral Gables, Fla.	L	2-10
2000	5/7	Coral Gables, Fla.	W	3-2
2000	5/8	Coral Gables, Fla.	W	7-5
2002	5/10	Atlanta, Ga.	L	6-7
2002	5/11	Atlanta, Ga.	W	10-2
2002	5/12	Atlanta, Ga.	L	8-16

ALL-TIME SERIES HISTORY

YEAR	DATE	SITE	W/L	SCORE
2003	3/28	Coral Gables, Fla.	W	7-6
2003	3/29	Coral Gables, Fla.	W	13-8
2003	3/30	Coral Gables, Fla.	W	17-16
2004	4/2	Atlanta, Ga.	L	4-17
2004	4/3	Atlanta, Ga.	W	9-7
2004	4/4	Atlanta, Ga.	W	16-13
2005	3/25	Coral Gables, Fla.	W	20-1
2005	3/26	Coral Gables, Fla.	L	7-17
2005	3/27	Coral Gables, Fla.	L	10-11
2006	5/18	Atlanta, Ga.	W	8-7
2006	5/19	Atlanta, Ga.	L	5-14
2006	5/20	Atlanta, Ga.	L	7-12
2006	5/24%	Jacksonville, Fla.	L	1-2
2006	5/26%	Jacksonville, Fla.	L	4-7
2007	4/6	Coral Gables, Fla.	L	2-9
2007	4/7	Coral Gables, Fla.	W	5-2
2007	4/8	Coral Gables, Fla.	W	8-7
2008	4/12	Atlanta, Ga.	W	10-5
2008	4/12	Atlanta, Ga.	W	15-5
2008	4/13	Atlanta, Ga.	W	9-3
2008	5/22%	Jacksonville, Fla.	W	15-12
2009	3/27	Coral Gables, Fla.	L	9-13
2009	3/28	Coral Gables, Fla.	L	4-6
2009	3/29	Coral Gables, Fla.	W	6-2
2009	5/20%	Durham, N.C.	W	8-6
2010	5/14	Atlanta, Ga.	L	3-14
2010	5/15	Atlanta, Ga.	W	9-2
2010	5/16	Atlanta, Ga.	L	3-6
2011	3/25	Coral Gables, Fla.	L	3-8
2011	3/26	Coral Gables, Fla.	L	3-12
2011	3/27	Coral Gables, Fla.	L	1-3
2012	5/17	Atlanta, Ga.	W	5-4
2012	5/18	Atlanta, Ga.	W	8-6
2012	5/19	Atlanta, Ga.	L	1-2
2012	5/27%	Greensboro, N.C.	L	5-8
2013	5/16	Coral Gables, Fla.	W	8-3
2013	5/17	Coral Gables, Fla.	W	11-7
2013	5/18	Coral Gables, Fla.	L	1-10
2014	3/14	Atlanta, Ga.	W	10-8
2014	3/15	Atlanta, Ga.	L	7-13
2014	3/15	Atlanta, Ga.	L	2-3 (10)
2014	5/21%	Greensboro, N.C.	L	3-6
2015	5/14	Coral Gables, Fla.	W	3-0
2015	5/15	Coral Gables, Fla.	W	22-1
2015	5/16	Coral Gables, Fla.	W	17-4
2016	5/7	Atlanta, Ga.	L	1-12
2016	5/8	Atlanta, Ga.	W	12-2
2016	5/9	Atlanta, Ga.	W	17-6
2016	5/25%	Durham, N.C.	W	4-0
2017	3/10	Coral Gables, Fla.	W	10-8
2017	3/11	Coral Gables, Fla.	L	5-7 (11)
2017	3/12	Coral Gables, Fla.	W	17-7
2017	5/23%	Louisville, Ky.	W	6-5 (13)

Coral Gables: Miami leads, 33-14-2

Atlanta: Miami leads, 23-17

Neutral Site: Georgia Tech leads, 6-5

GEORGIA-ATLANTA

MIAMI LEADS, 1-0

YEAR	DATE	SITE	W/L	SCORE
1953	3/27	Coral Gables, Fla.	W	9-5

Coral Gables: Miami leads, 1-0

GLASSBORO STATE

MIAMI LEADS, 2-1

YEAR	DATE	SITE	W/L	SCORE
1978	3/28	Coral Gables, Fla.	W	7-6
1979	3/28	Coral Gables, Fla.	L	1-3
1979	3/29	Coral Gables, Fla.	W	9-4

Coral Gables: Miami leads, 2-1

HARVARD

MIAMI LEADS, 8-1

YEAR	DATE	SITE	W/L	SCORE
1974	6/7#	Omaha, Neb.	W	4-1
1997	3/27	Coral Gables, Fla.	W	10-2
1997	3/28	Coral Gables, Fla.	W	22-4
1997	3/29	Coral Gables, Fla.	L	6-9
1998	3/27	Coral Gables, Fla.	W	7-0
1998	3/28	Coral Gables, Fla.	W	13-0
1998	3/29	Coral Gables, Fla.	W	9-2
2000	3/30	Coral Gables, Fla.	W	6-0
2003	3/26	Homestead, Fla.	W	10-9

Coral Gables: Miami leads, 6-1

Neutral Site: Miami leads, 2-0

HAVANA

MIAMI LEADS, 2-0

YEAR	DATE	SITE	W/L	SCORE
1951	5/11	Coral Gables, Fla.	W	10-1
1951	5/12	Coral Gables, Fla.	W	11-1

Coral Gables: Miami leads, 2-0

HAWAII

MIAMI LEADS, 3-2

YEAR	DATE	SITE	W/L	SCORE
1980	6/3#	Omaha, Neb.	L	3-9
1997	1/16	Honolulu, Hawaii	L	2-3
1997	1/17	Honolulu, Hawaii	W	14-7
1997	1/18	Honolulu, Hawaii	W	10-7
1997	1/19	Honolulu, Hawaii	W	13-11

Honolulu: Miami leads, 3-1

Neutral Site: Hawaii leads, 1-0

ALL-TIME SERIES HISTORY

HIGH POINT

MIAMI LEADS, 3-0

YEAR	DATE	SITE	W/L	SCORE
2005	2/4	Coral Gables, Fla.	W	12-5
2005	2/5	Coral Gables, Fla.	W	7-6 (10)
2005	2/6	Coral Gables, Fla.	W	10-1

Coral Gables: Miami leads, 3-0

HOFSTRA

MIAMI LEADS, 2-1

YEAR	DATE	SITE	W/L	SCORE
2011	5/6	Coral Gables, Fla.	W	16-4
2011	5/7	Coral Gables, Fla.	W	9-3
2011	5/8	Coral Gables, Fla.	L	0-5

Coral Gables: Miami leads, 2-1

HONDURAS

MIAMI LEADS, 3-0

YEAR	DATE	SITE	W/L	SCORE
1970	3/1	Coral Gables, Fla.	W	3-1
1970	3/2	Coral Gables, Fla.	W	3-2
1970	3/3	Coral Gables, Fla.	W	13-2

Coral Gables: Miami leads, 3-0

HOUSTON

HOUSTON LEADS, 1-0

YEAR	DATE	SITE	W/L	SCORE
2002	3/3	Fullerton, Calif.	L	6-8

Neutral Site: Houston leads, 1-0

HOWARD

MIAMI LEADS, 2-0

YEAR	DATE	SITE	W/L	SCORE
1978	3/27	Coral Gables, Fla.	W	12-2
1979	4/8	Coral Gables, Fla.	W	10-4

Coral Gables: Miami leads, 2-0

ILLINOIS

MIAMI LEADS, 15-3

YEAR	DATE	SITE	W/L	SCORE
1992	3/10	Coral Gables, Fla.	L	5-14
1992	3/11	Coral Gables, Fla.	W	7-1
1993	2/12	Coral Gables, Fla.	W	8-3
1993	2/13	Coral Gables, Fla.	W	4-3 (13)
1993	2/14	Coral Gables, Fla.	L	4-6
1994	3/5	Coral Gables, Fla.	W	7-1

YEAR	DATE	SITE	W/L	SCORE
1994	3/6	Coral Gables, Fla.	W	6-2
1995	3/3	Coral Gables, Fla.	W	4-2
1995	3/4	Coral Gables, Fla.	W	16-0
1995	3/5	Coral Gables, Fla.	L	4-7
1996	3/1	Coral Gables, Fla.	W	14-10
1996	3/2	Coral Gables, Fla.	W	10-0
1996	3/3	Coral Gables, Fla.	W	6-4
1997	3/14	Coral Gables, Fla.	W	5-2
1997	3/15	Coral Gables, Fla.	W	12-1
1997	3/16	Coral Gables, Fla.	W	3-2
1998	3/6	Coral Gables, Fla.	W	15-1
1998	3/8	Coral Gables, Fla.	W	12-7

Coral Gables: Miami leads, 15-3

ILLINOIS STATE

MIAMI LEADS, 6-2

YEAR	DATE	SITE	W/L	SCORE
1992	3/13	Coral Gables, Fla.	W	10-2
1992	3/14	Coral Gables, Fla.	W	3-0
1997	3/12	Coral Gables, Fla.	W	17-3
2011	3/8	Coral Gables, Fla.	W	5-4 (11)
2011	3/9	Coral Gables, Fla.	L	2-9
2012	3/3	Coral Gables, Fla.	W	11-6
2013	3/12	Coral Gables, Fla.	L	6-17
2013	3/13	Coral Gables, Fla.	W	9-2

Coral Gables: Miami leads, 6-2

ILLINOIS-CHICAGO

MIAMI LEADS, 5-0

YEAR	DATE	SITE	W/L	SCORE
1983	3/23	Coral Gables, Fla.	W	5-3
1983	3/24	Coral Gables, Fla.	W	17-3
2004	3/19	Coral Gables, Fla.	W	6-3
2004	3/20	Coral Gables, Fla.	W	6-4
2004	3/21	Coral Gables, Fla.	W	13-1

Coral Gables: Miami leads, 5-0

INDIANA

MIAMI LEADS, 6-0

YEAR	DATE	SITE	W/L	SCORE
1974	3/11	Coral Gables, Fla.	W	7-4
1974	3/12	Coral Gables, Fla.	W	4-2
1974	3/12	Coral Gables, Fla.	W	7-6
2006	3/3	Coral Gables, Fla.	W	4-0
2006	3/4	Coral Gables, Fla.	W	7-2
2006	3/5	Coral Gables, Fla.	W	6-2

Coral Gables: Miami leads, 6-0

ALL-TIME SERIES HISTORY

INDIANA STATE

MIAMI LEADS, 5-0

YEAR	DATE	SITE	W/L	SCORE
1980	3/12	Coral Gables, Fla.	W	2-0
1980	3/15	Coral Gables, Fla.	W	3-1
1981	3/10	Coral Gables, Fla.	W	2-0
1981	3/11	Coral Gables, Fla.	W	16-1
1981	3/12	Coral Gables, Fla.	W	9-4

Coral Gables: Miami leads, 5-0

IONA

MIAMI LEADS, 2-1

YEAR	DATE	SITE	W/L	SCORE
1998	3/18	Coral Gables, Fla.	W	21-4
1999	3/20	Homestead, Fla.	L	3-9
2000	3/15	Coral Gables, Fla.	W	6-1

Coral Gables: Miami leads, 2-0

Neutral Site: Iona leads, 1-0

ITHACA

MIAMI LEADS, 2-0

YEAR	DATE	SITE	W/L	SCORE
1979	3/10	Coral Gables, Fla.	W	11-6
1979	3/11	Coral Gables, Fla.	W	21-0

Coral Gables: Miami leads, 2-0

JACKSONVILLE

MIAMI LEADS, 82-18

YEAR	DATE	SITE	W/L	SCORE
1958	5/2	Coral Gables, Fla.	W	6-5
1958	5/3	Coral Gables, Fla.	W	6-0
1959	3/14	Jacksonville, Fla.	L	1-3
1959	3/14	Jacksonville, Fla.	W	9-2
1960	4/16	Coral Gables, Fla.	W	5-4
1960	4/16	Coral Gables, Fla.	W	7-5
1961	4/26	Jacksonville, Fla.	W	14-4
1961	4/26	Jacksonville, Fla.	W	2-0
1962	4/27	Coral Gables, Fla.	W	11-2
1962	4/28	Coral Gables, Fla.	L	1-8
1962	4/28	Coral Gables, Fla.	W	7-2
1963	5/10	Jacksonville, Fla.	W	8-4 (12)
1963	5/11	Jacksonville, Fla.	W	11-3
1963	5/11	Jacksonville, Fla.	W	7-3
1964	4/3	Coral Gables, Fla.	W	7-5
1964	4/4	Coral Gables, Fla.	W	5-1
1964	4/4	Coral Gables, Fla.	W	8-3
1965	4/16	Jacksonville, Fla.	W	9-4
1965	4/17	Jacksonville, Fla.	W	5-0
1965	4/17	Jacksonville, Fla.	W	3-2
1966	4/20	Coral Gables, Fla.	L	6-9 (14)
1966	4/21	Coral Gables, Fla.	W	2-1

YEAR	DATE	SITE	W/L	SCORE
1972	2/25	Coral Gables, Fla.	L	5-8
1972	2/26	Coral Gables, Fla.	W	8-3
1973	2/23	Coral Gables, Fla.	W	4-3 (14)
1973	2/24	Coral Gables, Fla.	W	9-8
1973	5/4	Jacksonville, Fla.	L	3-4
1973	5/5	Jacksonville, Fla.	W	15-3
1974	2/22	Coral Gables, Fla.	W	3-2
1974	2/23	Coral Gables, Fla.	W	9-8
1975	2/28	Coral Gables, Fla.	W	1-0 (10)
1975	3/1	Coral Gables, Fla.	W	19-1
1975	5/6	Jacksonville, Fla.	W	5-2
1975	5/7	Jacksonville, Fla.	W	1-0
1976	4/22	Jacksonville, Fla.	W	7-4
1976	4/23	Jacksonville, Fla.	L	0-2
1977	4/2	Coral Gables, Fla.	W	11-3
1977	4/3	Coral Gables, Fla.	L	3-6
1978	3/3	Coral Gables, Fla.	W	7-5
1978	3/4	Coral Gables, Fla.	W	3-1
1978	5/11	Jacksonville, Fla.	L	3-6
1978	5/12	Jacksonville, Fla.	W	7-6
1979	3/7	Jacksonville, Fla.	L	0-6
1979	4/2	Coral Gables, Fla.	W	22-14
1979	4/3	Coral Gables, Fla.	W	5-0
1979	4/3	Coral Gables, Fla.	W	14-5
1980	2/18	Jacksonville, Fla.	W	5-1
1980	2/19	Jacksonville, Fla.	L	6-7
1980	2/19	Jacksonville, Fla.	W	4-0
1980	3/29	Coral Gables, Fla.	W	8-5
1980	3/30	Coral Gables, Fla.	W	12-5
1980	3/31	Coral Gables, Fla.	W	14-2
1981	4/3	Coral Gables, Fla.	W	1-0
1981	4/4	Coral Gables, Fla.	W	4-0
1981	4/4	Coral Gables, Fla.	W	9-6
1986	4/17	Coral Gables, Fla.	W	11-6
1986	4/18	Coral Gables, Fla.	W	10-3
1986	4/19	Coral Gables, Fla.	W	12-1
1993	3/5	Coral Gables, Fla.	W	7-5
1993	3/6	Coral Gables, Fla.	L	2-4
1993	3/7	Coral Gables, Fla.	W	8-6
1994	3/25	Jacksonville, Fla.	L	2-5
1994	3/26	Jacksonville, Fla.	W	5-3
1994	3/27	Jacksonville, Fla.	W	8-6
1995	4/29	Coral Gables, Fla.	W	5-0
1995	4/30	Coral Gables, Fla.	W	12-4
1995	5/1	Coral Gables, Fla.	W	7-4
1996	5/10	Jacksonville, Fla.	W	9-1
1996	5/11	Jacksonville, Fla.	W	15-5
1996	5/12	Jacksonville, Fla.	W	16-2
1997	5/9	Coral Gables, Fla.	W	12-1
1997	5/10	Coral Gables, Fla.	L	14-23
1997	5/11	Coral Gables, Fla.	W	10-1
1998	5/8	Jacksonville, Fla.	W	14-8
1998	5/9	Jacksonville, Fla.	L	8-14
1998	5/10	Jacksonville, Fla.	W	14-6
1999	5/7	Coral Gables, Fla.	W	2-0
1999	5/8	Coral Gables, Fla.	W	12-9
2000	5/12	Jacksonville, Fla.	W	4-2
2000	5/13	Jacksonville, Fla.	W	14-6
2000	5/14	Jacksonville, Fla.	L	7-8
2001	5/4	Coral Gables, Fla.	W	2-3
2001	5/5	Coral Gables, Fla.	W	13-3
2001	5/6	Coral Gables, Fla.	W	6-2

ALL-TIME SERIES HISTORY

YEAR	DATE	SITE	W/L	SCORE
2002	5/17	Coral Gables, Fla.	L	9-11
2002	5/18	Coral Gables, Fla.	W	8-4
2002	5/19	Coral Gables, Fla.	W	10-6
2003	5/9	Jacksonville, Fla.	W	12-2
2003	5/10	Jacksonville, Fla.	L	8-11
2003	5/11	Jacksonville, Fla.	L	4-5
2004	5/7	Coral Gables, Fla.	W	6-4
2004	5/8	Coral Gables, Fla.	W	12-4
2004	5/9	Coral Gables, Fla.	W	7-4
2005	5/6	Coral Gables, Fla.	W	4-2
2005	5/7	Coral Gables, Fla.	W	15-2
2005	5/8	Coral Gables, Fla.	W	6-5
2009	5/29+	Gainesville, Fla.	W	9-4
2009	5/31+	Gainesville, Fla.	W	4-0
2013	6/3+	Gainesville, Fla.	W	7-2
2013	6/5+	Gainesville, Fla.	W	6-3

Coral Gables: Miami leads, 52-7

Jacksonville: Miami leads, 26-11

Neutral Site: Miami leads, 4-0

JACKSONVILLE N.A.S.

MIAMI LEADS, 4-2

YEAR	DATE	SITE	W/L	SCORE
1946	4/26	Coral Gables, Fla.	L	7-13
1946	4/27	Coral Gables, Fla.	L	4-6
1948	4/13	Coral Gables, Fla.	W	9-3
1948	4/14	Coral Gables, Fla.	W	9-7
1949	5/18	Coral Gables, Fla.	W	4-3
1949	5/19	Coral Gables, Fla.	W	7-6 (10)

Coral Gables: Miami leads, 4-2

JAMES MADISON

MIAMI LEADS, 8-0

YEAR	DATE	SITE	W/L	SCORE
1979	3/5	Coral Gables, Fla.	W	20-8
1980	5/26+	Coral Gables, Fla.	W	10-3
1985	3/10	Coral Gables, Fla.	W	3-2
1987	4/24	Norfolk, Va.	W	4-3
1988	5/28+	Coral Gables, Fla.	W	18-8
1999	2/19	Coral Gables, Fla.	W	13-1
1999	2/20	Coral Gables, Fla.	W	12-3
1999	2/21	Coral Gables, Fla.	W	14-2

Coral Gables: Miami leads, 7-0

Neutral Site: Miami leads, 1-0

KANSAS STATE

MIAMI LEADS, 1-0

YEAR	DATE	SITE	W/L	SCORE
2002	2/23	Homestead, Fla.	W	11-4

Neutral Site: Miami leads, 1-0

KENT STATE

MIAMI LEADS, 2-0

YEAR	DATE	SITE	W/L	SCORE
1994	5/28+	Coral Gables, Fla.	W	4-1
2007	6/2+	Columbia, Mo.	W	8-7

Coral Gables: Miami leads, 1-0

Neutral Site: Miami leads, 1-0

LAFAYETTE

MIAMI LEADS, 2-0

YEAR	DATE	SITE	W/L	SCORE
1972	3/28	Coral Gables, Fla.	W	9-0
1972	3/31	Coral Gables, Fla.	W	9-0 (F)

Coral Gables: Miami leads, 2-0

LAMAR

MIAMI LEADS, 4-0

YEAR	DATE	SITE	W/L	SCORE
1976	5/29+	Arlington, Texas	W	6-0
1980	2/9	Coral Gables, Fla.	W	9-1
1980	2/10	Coral Gables, Fla.	W	11-5
1980	2/11	Coral Gables, Fla.	W	21-1

Coral Gables: Miami leads, 3-0

Neutral Site: Miami leads, 1-0

LA SALLE

MIAMI LEADS, 3-1

YEAR	DATE	SITE	W/L	SCORE
1966	4/2	Coral Gables, Fla.	L	1-2
1966	4/4	Coral Gables, Fla.	W	4-3
2004	2/28	Homestead, Fla.	W	17-0
2007	3/7	Coral Gables, Fla.	W	7-2

Coral Gables: Miami leads, 2-1

Neutral Site: Miami leads, 1-0

LEHIGH

MIAMI LEADS, 1-0

YEAR	DATE	SITE	W/L	SCORE
2008	3/4	Coral Gables, Fla.	W	9-2

Coral Gables: Miami leads, 1-0

LEWIS

MIAMI LEADS, 2-0

YEAR	DATE	SITE	W/L	SCORE
1982	3/17	Coral Gables, Fla.	W	10-4
1982	3/20	Coral Gables, Fla.	W	9-2

Coral Gables: Miami leads, 2-0

ALL-TIME SERIES HISTORY

LIBERTY

MIAMI LEADS, 1-0

YEAR	DATE	SITE	W/L	SCORE
1997	3/19	Coral Gables, Fla.	W	6-0

Coral Gables: Miami leads, 1-0

LONG BEACH STATE

MIAMI LEADS, 18-8

YEAR	DATE	SITE	W/L	SCORE
1993	2/19	Coral Gables, Fla.	W	7-3
1993	2/20	Coral Gables, Fla.	L	2-4
1993	2/21	Coral Gables, Fla.	L	8-10
1995	5/18	Long Beach, Calif.	L	1-4
1995	5/19	Long Beach, Calif.	W	6-4
1995	5/20	Long Beach, Calif.	W	3-2
1996	5/24+	Austin, Texas	W	5-2
1998	5/29#	Omaha, Neb.	W	3-1
1998	6/2#	Omaha, Neb.	L	3-6
1999	5/20	Long Beach, Calif.	L	0-12
1999	5/21	Long Beach, Calif.	W	9-7
1999	5/22	Long Beach, Calif.	W	8-6
2000	4/28	Coral Gables, Fla.	W	6-3
2000	4/29	Coral Gables, Fla.	W	12-2
2000	4/30	Coral Gables, Fla.	L	4-6
2002	4/19	Coral Gables, Fla.	W	9-6
2002	4/20	Coral Gables, Fla.	W	10-6
2002	4/21	Coral Gables, Fla.	L	1-10
2003	5/22	Long Beach, Calif.	W	6-4
2003	5/23	Long Beach, Calif.	W	3-2
2003	5/24	Long Beach, Calif.	L	3-9
2004	5/27	Coral Gables, Fla.	W	8-5
2004	5/28	Coral Gables, Fla.	W	7-3
2004	5/29	Coral Gables, Fla.	W	7-6
2016	6/4+	Coral Gables, Fla.	W	4-3 (11)
2016	6/5+	Coral Gables, Fla.	W	9-8

Coral Gables: Miami leads, 10-4

Long Beach: Miami leads, 6-3

Neutral Site: Miami leads, 2-1

LONG ISLAND

MIAMI LEADS, 1-0

YEAR	DATE	SITE	W/L	SCORE
1979	3/26	Coral Gables, Fla.	W	12-5

Coral Gables: Miami leads, 1-0

LSU

MIAMI LEADS, 12-7

YEAR	DATE	SITE	W/L	SCORE
1972	4/5	New Orleans, La.	W	3-0
1975	3/21	Coral Gables, Fla.	L	1-3
1975	3/22	Coral Gables, Fla.	W	9-2
1975	3/23	Coral Gables, Fla.	W	13-0
1975	5/24+	Starkville, Miss.	W	8-1
1977	3/7	Baton Rouge, La.	L	1-4
1977	3/8	Baton Rouge, La.	W	6-4
1977	3/9	New Orleans, La.	L	0-1
1977	3/10	New Orleans, La.	W	2-1
1984	4/20	Coral Gables, Fla.	W	14-0
1984	4/21	Coral Gables, Fla.	W	6-5
1984	4/22	Coral Gables, Fla.	L	9-10
1986	6/5#	Omaha, Neb.	W	4-3
1987	2/20	New Orleans, La.	W	7-2
1989	6/3#	Omaha, Neb.	W	5-2
1989	6/6#	Omaha, Neb.	L	3-6
1991	3/1	New Orleans, La.	L	3-4
1996	6/8#	Omaha, Neb.	L	8-9
2004	6/19#	Omaha, Neb.	W	9-5

Coral Gables: Miami leads, 4-2

Baton Rouge: Tied, 1-1

Neutral Site: Miami leads, 7-4

LOUISVILLE

LOUISVILLE LEADS, 6-4

YEAR	DATE	SITE	W/L	SCORE
2006	2/15	Coral Gables, Fla.	W	13-4
2007	6/1+	Columbia, Mo.	L	7-13
2007	6/3+	Columbia, Mo.	L	7-8
2013	6/1+	Louisville, Ky.	L	4-6
2015	3/7	Louisville, Ky.	L	6-9
2015	3/7	Louisville, Ky.	W	9-5
2015	3/8	Louisville, Ky.	L	4-5
2016	3/18	Coral Gables, Fla.	W	8-4
2016	3/19	Coral Gables, Fla.	W	6-3
2016	3/20	Coral Gables, Fla.	L	3-4

Coral Gables: Miami leads, 3-1

Louisville: Louisville leads, 3-1

Neutral Site: Louisville leads, 2-0

LOYOLA (MD)

TIED, 1-1

YEAR	DATE	SITE	W/L	SCORE
1972	4/6	New Orleans, La.	L	3-4 (11)
1972	4/7	New Orleans, La.	W	8-3

Neutral Site: Tied, 1-1

ALL-TIME SERIES HISTORY

LYNN

MIAMI LEADS, 4-0

YEAR	DATE	SITE	W/L	SCORE
1989	4/25	Coral Gables, Fla.	W	5-3
1996	5/1	Coral Gables, Fla.	W	12-4
1998	2/17	Coral Gables, Fla.	W	18-3
2000	1/26	Coral Gables, Fla.	W	5-4

Coral Gables: Miami leads, 4-0

MAINE

MIAMI LEADS, 65-13

YEAR	DATE	SITE	W/L	SCORE
1976	4/1	Coral Gables, Fla.	W	3-1
1976	4/2	Coral Gables, Fla.	W	8-2
1976	4/3	Coral Gables, Fla.	W	7-5
1977	3/22	Coral Gables, Fla.	W	8-1
1977	3/25	Coral Gables, Fla.	W	6-1
1977	3/27	Coral Gables, Fla.	W	8-7
1981	3/17	Coral Gables, Fla.	W	11-4
1981	3/20	Coral Gables, Fla.	W	15-10
1981	3/22	Coral Gables, Fla.	W	15-9
1981	3/25	Coral Gables, Fla.	W	3-2
1981	5/31#	Omaha, Neb.	W	6-1
1982	6/4#	Omaha, Neb.	W	7-2
1982	6/11#	Omaha, Neb.	W	10-4
1983	3/15	Coral Gables, Fla.	W	14-5
1983	3/18	Coral Gables, Fla.	W	7-5
1983	3/20	Coral Gables, Fla.	W	7-3
1983	3/22	Coral Gables, Fla.	W	6-1
1984	5/6	Orono, Maine	L	1-3
1984	5/6	Orono, Maine	L	0-5
1984	6/3#	Omaha, Neb.	W	13-7
1985	3/8	Coral Gables, Fla.	W	10-1
1985	3/9	Coral Gables, Fla.	W	9-3
1985	3/20	Coral Gables, Fla.	W	5-3
1985	3/23	Coral Gables, Fla.	W	9-4
1985	3/24	Coral Gables, Fla.	L	2-3 (10)
1986	3/7	Coral Gables, Fla.	W	7-6
1986	3/17	Coral Gables, Fla.	W	2-1
1986	3/19	Coral Gables, Fla.	W	9-3
1986	3/22	Coral Gables, Fla.	W	6-2
1986	3/23	Coral Gables, Fla.	L	6-8
1986	5/12	Orono, Maine	W	9-6
1986	5/13	Old Orchard, Maine	L	6-9
1986	5/14	Old Orchard, Maine	W	9-1
1987	3/7	Coral Gables, Fla.	W	14-6
1987	3/8	Coral Gables, Fla.	L	9-10
1987	3/11	Coral Gables, Fla.	W	9-4
1987	3/18	Coral Gables, Fla.	W	5-0
1987	3/23	Coral Gables, Fla.	W	10-4
1988	3/4	Coral Gables, Fla.	W	13-1
1988	3/5	Coral Gables, Fla.	W	10-1
1988	3/18	Coral Gables, Fla.	L	3-6
1988	3/20	Coral Gables, Fla.	W	6-5 (10)
1988	3/20	Coral Gables, Fla.	W	3-2
1988	5/13	Orono, Maine	W	8-1
1988	5/14	Old Orchard, Maine	W	11-3
1988	5/15	Old Orchard, Maine	L	5-6 (13)

YEAR	DATE	SITE	W/L	SCORE
1988	5/16	Orono, Maine	W	13-5
1989	3/17	Coral Gables, Fla.	W	8-1
1989	3/18	Coral Gables, Fla.	W	2-0
1989	3/19	Coral Gables, Fla.	L	3-4
1990	5/11	Orono, Maine	L	1-4
1990	5/12	Orono, Maine	L	5-9
1990	5/14	Orono, Maine	L	0-4
1990	5/14	Orono, Maine	W	6-4 (7)
1991	3/13	Coral Gables, Fla.	W	2-1
1991	3/15	Coral Gables, Fla.	W	5-3
1991	3/16	Coral Gables, Fla.	W	9-0
1991	3/17	Coral Gables, Fla.	W	7-0
1992	5/8	Orono, Maine	W	5-1
1992	5/9	Orono, Maine	W	8-7 (10)
1992	5/10	Orono, Maine	W	5-1
1993	3/19	Coral Gables, Fla.	W	6-5
1993	3/20	Coral Gables, Fla.	W	11-10
1995	3/17	Coral Gables, Fla.	W	10-0
1995	3/18	Coral Gables, Fla.	W	12-6
1995	3/19	Coral Gables, Fla.	W	10-3
1996	3/15	Coral Gables, Fla.	W	17-4
1996	3/16	Coral Gables, Fla.	W	10-3
1996	3/17	Coral Gables, Fla.	W	15-3
2004	3/4	Coral Gables, Fla.	W	9-3
2007	3/13	Coral Gables, Fla.	W	4-2
2008	3/12	Coral Gables, Fla.	W	7-5
2013	3/5	Coral Gables, Fla.	W	6-2
2014	2/14	Coral Gables, Fla.	W	6-3
2014	2/15	Coral Gables, Fla.	L	1-3
2014	2/16	Coral Gables, Fla.	W	11-2
2016	3/8	Coral Gables, Fla.	W	6-2
2017	3/14	Coral Gables, Fla.	W	4-3
2017	3/15	Coral Gables, Fla.	W	7-2

Coral Gables: Miami leads, 52-6

Orono: Miami leads, 7-5

Neutral Site: Miami leads, 6-2

MANHATTAN

MIAMI LEADS, 8-1

YEAR	DATE	SITE	W/L	SCORE
2006	3/15	Coral Gables, Fla.	W	12-2
2006	6/3+	Lincoln, Neb.	W	8-2
2006	6/4+	Lincoln, Neb.	W	10-4
2010	2/26	Coral Gables, Fla.	W	7-3
2010	2/27	Coral Gables, Fla.	W	18-1
2010	2/28	Coral Gables, Fla.	L	7-12
2016	3/4	Coral Gables, Fla.	W	10-0
2016	3/5	Coral Gables, Fla.	W	14-4
2016	3/6	Coral Gables, Fla.	W	7-4

Coral Gables: Miami leads, 6-1

Neutral Site: Miami leads, 2-0

ALL-TIME SERIES HISTORY

MARIST

MIAMI LEADS, 1-0

YEAR	DATE	SITE	W/L	SCORE
1999	3/19	Homestead, Fla.	W	15-1

Neutral Site: Miami leads, 1-0

MARSHALL

MIAMI LEADS, 4-0

YEAR	DATE	SITE	W/L	SCORE
1978	5/21+	Coral Gables, Fla.	W	6-0
1978	5/22+	Coral Gables, Fla.	W	5-1
1979	2/16	Coral Gables, Fla.	W	7-5
1979	2/17	Coral Gables, Fla.	W	8-3

Coral Gables: Miami leads, 4-0

MARYLAND

MIAMI LEADS, 15-6

YEAR	DATE	SITE	W/L	SCORE
2005	4/29	Coral Gables, Fla.	W	4-3
2005	4/30	Coral Gables, Fla.	W	12-8
2005	5/1	Coral Gables, Fla.	L	9-11
2006	3/24	College Park, Md.	W	10-2
2006	3/25	College Park, Md.	L	4-5
2006	3/26	College Park, Md.	W	3-1
2007	3/16	Coral Gables, Fla.	W	13-3
2007	3/17	Coral Gables, Fla.	W	4-3
2007	3/18	Coral Gables, Fla.	L	4-5
2010	4/30	Coral Gables, Fla.	W	5-1
2010	5/1	Coral Gables, Fla.	W	6-4
2010	5/2	Coral Gables, Fla.	W	9-1
2011	4/15	College Park, Md.	W	10-4
2011	4/17	College Park, Md.	L	2-10
2011	4/17	College Park, Md.	W	5-2
2012	3/23	Coral Gables, Fla.	W	4-1
2012	3/24	Coral Gables, Fla.	W	9-1
2012	3/25	Coral Gables, Fla.	L	4-6
2013	4/12	College Park, Md.	W	1-0 (13)
2013	4/13	College Park, Md.	W	5-3
2013	4/14	College Park, Md.	L	2-7

Coral Gables: Miami leads, 9-3

College Park: Miami leads, 6-3

UMBC

MIAMI LEADS, 2-0

YEAR	DATE	SITE	W/L	SCORE
1992	5/22+	Coral Gables, Fla.	W	3-1
2009	3/18	Coral Gables, Fla.	W	11-1

Coral Gables: Miami leads, 2-0

MASSACHUSETTS

MIAMI LEADS, 6-1

YEAR	DATE	SITE	W/L	SCORE
1976	3/22	Coral Gables, Fla.	W	10-1
1976	3/25	Coral Gables, Fla.	W	18-6
1977	3/21	Coral Gables, Fla.	W	4-3 (10)
1977	3/24	Coral Gables, Fla.	L	2-3 (11)
1978	3/22	Coral Gables, Fla.	W	3-0
1978	3/25	Coral Gables, Fla.	W	19-4
1995	5/26+	Coral Gables, Fla.	W	3-1

Coral Gables: Miami leads, 6-1

MCNEESE STATE

MIAMI LEADS, 1-0

YEAR	DATE	SITE	W/L	SCORE
1988	3/30	Coral Gables, Fla.	W	19-1

Coral Gables: Miami leads, 1-0

MEMPHIS

MIAMI LEADS, 2-0

YEAR	DATE	SITE	W/L	SCORE
YEAR	DATE	SITE	W/L	SCORE
1974	3/13	Coral Gables, Fla.	W	9-3
1974	3/14	Coral Gables, Fla.	W	5-2

Coral Gables: Miami leads, 2-0

MERCER

MIAMI LEADS, 27-3

YEAR	DATE	SITE	W/L	SCORE
1967	4/19	Macon, Ga.	W	5-2 (14)
1975	3/14	Coral Gables, Fla.	W	11-0
1975	3/18	Coral Gables, Fla.	L	2-6
1976	3/17	Coral Gables, Fla.	W	4-1
1976	3/18	Coral Gables, Fla.	W	5-4
1976	3/19	Coral Gables, Fla.	W	11-3
1978	4/14	Atlanta, Ga.	W	8-1
1978	4/14	Atlanta, Ga.	W	8-4
1980	5/8	Macon, Ga.	W	9-2
1980	5/9	Macon, Ga.	W	8-2
1980	5/10	Macon, Ga.	W	4-3
1982	2/22	Coral Gables, Fla.	W	15-8
1982	2/23	Coral Gables, Fla.	W	10-2
1982	2/24	Coral Gables, Fla.	W	9-0 (F)
1983	2/28	Coral Gables, Fla.	W	11-10
1983	3/1	Coral Gables, Fla.	W	13-6
1983	3/2	Coral Gables, Fla.	W	7-4
1985	3/18	Coral Gables, Fla.	W	14-2
1985	3/23	Coral Gables, Fla.	W	5-1
1988	2/5	Coral Gables, Fla.	W	9-0
1988	2/6	Coral Gables, Fla.	W	17-7
1988	2/7	Coral Gables, Fla.	W	24-1 (7)
1989	5/12	Coral Gables, Fla.	W	12-3

ALL-TIME SERIES HISTORY

YEAR	DATE	SITE	W/L	SCORE
1989	5/13	Coral Gables, Fla.	W	9-4
1989	5/14	Coral Gables, Fla.	W	10-3
1995	5/5	Coral Gables, Fla.	W	11-5
1995	5/6	Coral Gables, Fla.	W	8-2
1995	5/7	Coral Gables, Fla.	W	6-1
2007	2/2	Coral Gables, Fla.	L	5-6
2008	2/3	Coral Gables, Fla.	L	5-8

Coral Gables: Miami leads, 22-3

Macon: Miami leads, 3-0

Neutral Site: Miami leads, 2-0

MIAMI (OH)

MIAMI (OH) LEADS, 4-3

YEAR	DATE	SITE	W/L	SCORE
1977	3/14	Coral Gables, Fla.	L	4-7
1977	3/17	Coral Gables, Fla.	L	4-5
1978	3/18	Coral Gables, Fla.	L	4-7
1980	3/19	Coral Gables, Fla.	W	7-2
1981	3/16	Coral Gables, Fla.	L	1-4
1981	3/19	Coral Gables, Fla.	W	6-0
2012	3/7	Coral Gables, Fla.	W	4-3

Coral Gables: Miami (OH) leads, 4-3

MICHIGAN

MIAMI LEADS, 9-2-1

YEAR	DATE	SITE	W/L	SCORE
1958		Coral Gables, Fla.	L	4-5 (11)
1980	6/2#	Omaha, Neb.	W	3-2
1981	3/24	Coral Gables, Fla.	W	3-2 (10)
1981	3/27	Coral Gables, Fla.	W	12-3
1981	3/28	Coral Gables, Fla.	W	10-3
1986	4/4	Minneapolis, Minn.	W	10-5 (7)
1986	4/6	Minneapolis, Minn.	L	5-7 (10)
1993	2/24	Coral Gables, Fla.	W	4-3
1993	2/25	Coral Gables, Fla.	W	8-1
2000	3/17	Coral Gables, Fla.	W	12-5
2000	3/18	Coral Gables, Fla.	W	10-3
2000	3/19	Coral Gables, Fla.	T	6-6 (10)

Coral Gables: Miami leads, 2-1

Neutral Site: Miami leads, 7-1-1

MICHIGAN STATE

MIAMI LEADS, 41-18-2

YEAR	DATE	SITE	W/L	SCORE
1965	3/22	Coral Gables, Fla.	L	1-2
1965	3/23	Coral Gables, Fla.	W	2-1
1965	3/24	Coral Gables, Fla.	L	2-13
1966	3/23	Coral Gables, Fla.	W	6-2
1966	3/24	Coral Gables, Fla.	T	6-6
1967	3/20	Coral Gables, Fla.	L	3-11
1967	3/22	Coral Gables, Fla.	W	5-1
1967	3/25	Coral Gables, Fla.	W	2-1
1967	4/1	Coral Gables, Fla.	W	

YEAR	DATE	SITE	W/L	SCORE
1968	3/19	Coral Gables, Fla.	W	5-1
1968	3/23	Coral Gables, Fla.	W	7-4
1968	3/26	Coral Gables, Fla.	W	4-3
1968	3/30	Coral Gables, Fla.	W	2-1
1969	3/17	Coral Gables, Fla.	W	11-0
1969	3/18	Coral Gables, Fla.	W	8-7
1969	3/22	Coral Gables, Fla.	W	3-0
1969	3/28	Coral Gables, Fla.	L	3-4 (11)
1970	3/26	Coral Gables, Fla.	L	1-3
1970	4/1	Coral Gables, Fla.	T	6-6 (10)
1970	4/3	Coral Gables, Fla.	L	6-11
1970	4/4	Coral Gables, Fla.	L	3-5
1971	3/22	Coral Gables, Fla.	L	2-10
1971	3/27	Coral Gables, Fla.	L	0-4
1971	3/31	Coral Gables, Fla.	L	0-6
1971	4/1	Coral Gables, Fla.	W	4-2
1972	3/22	Coral Gables, Fla.	W	6-5 (10)
1972	3/25	Coral Gables, Fla.	W	3-2 (10)
1972	3/29	Coral Gables, Fla.	L	1-6
1972	4/1	Coral Gables, Fla.	W	6-0
1973	3/21	Coral Gables, Fla.	W	15-2
1973	3/22	Coral Gables, Fla.	W	8-1
1973	3/28	Coral Gables, Fla.	L	1-2
1973	3/31	Coral Gables, Fla.	L	6-13
1974	3/23	Coral Gables, Fla.	W	4-1
1974	3/27	Coral Gables, Fla.	W	10-3
1974	3/30	Coral Gables, Fla.	W	13-3
1975	3/15	Coral Gables, Fla.	W	4-2
1975	3/18	Coral Gables, Fla.	W	14-1
1975	3/19	Coral Gables, Fla.	W	6-1
1976	3/20	Coral Gables, Fla.	W	6-2
1976	3/24	Coral Gables, Fla.	W	6-5
1976	3/27	Coral Gables, Fla.	W	9-6
1976	3/29	Coral Gables, Fla.	W	10-0
1976	3/29	Coral Gables, Fla.	W	9-3
1976	3/30	Coral Gables, Fla.	W	13-3
1984	3/21	Coral Gables, Fla.	W	9-7
1984	3/23	Coral Gables, Fla.	W	5-3
1985	3/19	Coral Gables, Fla.	W	11-3
1985	3/22	Coral Gables, Fla.	W	18-5 (7)
1985	3/27	Coral Gables, Fla.	W	6-3
1985	3/29	Coral Gables, Fla.	W	5-1
1985	3/30	Coral Gables, Fla.	L	6-7
1986	3/27	Coral Gables, Fla.	L	2-3
1987	3/25	Coral Gables, Fla.	W	6-3
1988	3/25	Coral Gables, Fla.	L	6-7
1988	3/26	Coral Gables, Fla.	L	4-5
1988	3/27	Coral Gables, Fla.	W	10-8 (10)
1989	3/27	Coral Gables, Fla.	W	7-5
1996	3/6	Coral Gables, Fla.	W	10-3
2000	3/8	Coral Gables, Fla.	L	11-13
2006	3/8	Coral Gables, Fla.	W	9-4

Coral Gables: Miami leads, 41-18-2

MIDDLE TENNESSEE

MIAMI LEADS, 4-0

YEAR	DATE	SITE	W/L	SCORE
1973	3/13	Coral Gables, Fla.	W	11-7
1973	3/15	Coral Gables, Fla.	W	8-0

ALL-TIME SERIES HISTORY

YEAR	DATE	SITE	W/L	SCORE
1973	3/16	Coral Gables, Fla.	W	6-3
1981	5/22+	Coral Gables, Fla.	W	2-0

Coral Gables: Miami leads, 4-0

MINNESOTA

MIAMI LEADS, 15-3

YEAR	DATE	SITE	W/L	SCORE
1981	5/21+	Coral Gables, Fla.	W	12-0
1986	4/5	Minneapolis, Minn.	L	3-7
1989	3/3	Coral Gables, Fla.	W	5-4
1989	3/4	Coral Gables, Fla.	W	13-4
1989	3/5	Coral Gables, Fla.	W	7-6
1990	3/31	Minneapolis, Minn.	W	3-0 (7)
1991	3/19	Coral Gables, Fla.	W	5-0
1991	3/20	Coral Gables, Fla.	L	0-9
1991	3/24	Coral Gables, Fla.	W	10-2
1994	2/25	Coral Gables, Fla.	W	14-4
1994	2/26	Coral Gables, Fla.	L	0-2
1994	2/27	Coral Gables, Fla.	W	5-2
1994	5/29+	Coral Gables, Fla.	W	11-3
2001	3/3	Minneapolis, Minn.	W	10-1
2002	2/15	Coral Gables, Fla.	W	10-4
2002	2/16	Coral Gables, Fla.	W	21-17
2002	2/17	Coral Gables, Fla.	W	7-6
2004	2/29	Coral Gables, Fla.	W	9-2

Coral Gables: Miami leads, 13-2

Minneapolis: Miami leads, 2-1

MISSISSIPPI

MIAMI LEADS, 4-1

YEAR	DATE	SITE	W/L	SCORE
1977	5/21+	Coral Gables, Fla.	W	5-2
2006	6/10\$	Oxford, Miss.	L	9-11
2006	6/11	Oxford, Miss.	W	7-0
2006	6/12	Oxford, Miss.	W	14-9
2008	6/1+	Coral Gables, Fla.	W	11-2

Coral Gables: Miami leads, 2-0

Oxford: Miami leads, 2-1

MISSISSIPPI STATE

MIAMI LEADS, 3-1

YEAR	DATE	SITE	W/L	SCORE
1971	5/28+	Gastonia, N.C.	L	3-7
1985	6/8#	Omaha, Neb.	W	6-5
2005	6/4+	Coral Gables, Fla.	W	4-1
2005	6/5+	Coral Gables, Fla.	W	10-4

Coral Gables: Miami leads, 2-0

Neutral Site: Tied, 1-1

MISSOURI

MIAMI LEADS, 1-0

YEAR	DATE	SITE	W/L	SCORE
2008	5/31+	Coral Gables, Fla.	W	6-5

Coral Gables: Miami leads, 1-0

MISSOURI STATE

MIAMI LEADS, 2-1

YEAR	DATE	SITE	W/L	SCORE
1996	5/26+	Austin, Texas	W	8-2
2003	6/17\$	Omaha, Neb.	W	7-5
2012	6/2+	Coral Gables, Fla.	L	2-12

Coral Gables: Missouri State leads, 1-0

Neutral Site: Miami leads, 2-0

MONTCLAIR STATE

MIAMI LEADS, 3-0

YEAR	DATE	SITE	W/L	SCORE
1974	3/25	Coral Gables, Fla.	W	12-3
1974	3/28	Coral Gables, Fla.	W	12-3
1983	3/21	Coral Gables, Fla.	W	11-2

Coral Gables: Miami leads, 3-0

MOREHEAD STATE

MIAMI LEADS, 1-0

YEAR	DATE	SITE	W/L	SCORE
1977	5/20+	Coral Gables, Fla.	W	6-1

Coral Gables: Miami leads, 1-0

MOUNT ST. MARY'S

MIAMI LEADS, 1-0

YEAR	DATE	SITE	W/L	SCORE
2009	3/4	Coral Gables, Fla.	W	14-3

Coral Gables: Miami leads, 1-0

MURRAY STATE

MIAMI LEADS, 1-0

YEAR	DATE	SITE	W/L	SCORE
1975	5/24+	Starkville, Miss.	W	8-7

Neutral Site: Miami leads, 1-0

ALL-TIME SERIES HISTORY

NAVY

MIAMI LEADS, 1-0

YEAR	DATE	SITE	W/L	SCORE
1988	3/8	Coral Gables, Fla.	W	9-2

Coral Gables: Miami leads, 1-0

NEBRASKA

NEBRASKA LEADS, 2-0

YEAR	DATE	SITE	W/L	SCORE
2005	6/10	Lincoln, Neb.	L	1-3
2005	6/11	Lincoln, Neb.	L	3-6

Lincoln: Nebraska leads, 2-0

NEW HAMPSHIRE

TIED, 1-1

YEAR	DATE	SITE	W/L	SCORE
1972	3/17	Coral Gables, Fla.	L	4-10
1972	3/18	Coral Gables, Fla.	W	9-3

Coral Gables: Miami leads, 2-0

NJIT

MIAMI LEADS, 1-0

YEAR	DATE	SITE	W/L	SCORE
2008	3/19	Coral Gables, Fla.	W	13-1

Coral Gables: Miami leads, 1-0

NEW ORLEANS

MIAMI LEADS, 16-9

YEAR	DATE	SITE	W/L	SCORE
1982	2/26	Coral Gables, Fla.	W	9-6
1982	2/27	Coral Gables, Fla.	L	4-5
1982	2/28	Coral Gables, Fla.	L	6-10
1983	4/28	Coral Gables, Fla.	W	11-5
1983	4/29	Coral Gables, Fla.	L	0-2
1983	4/30	Coral Gables, Fla.	W	9-5
1983	5/1	Coral Gables, Fla.	W	5-4
1983	5/10	New Orleans, La.	L	2-3
1983	5/11	New Orleans, La.	W	6-5
1984	3/1	Coral Gables, Fla.	W	2-0
1984	3/2	Coral Gables, Fla.	L	2-5
1984	3/3	Coral Gables, Fla.	L	9-15
1984	3/4	Coral Gables, Fla.	W	9-3
1985	2/28	Coral Gables, Fla.	W	8-6
1985	3/1	Coral Gables, Fla.	W	10-0
1985	3/2	Coral Gables, Fla.	W	8-3
1985	3/3	Coral Gables, Fla.	W	5-3
1987	4/14	Coral Gables, Fla.	W	9-4
1987	4/15	Coral Gables, Fla.	W	7-5
1987	5/17	Coral Gables, Fla.	L	3-6

YEAR	DATE	SITE	W/L	SCORE
1987	5/18	Coral Gables, Fla.	L	5-6
1987	2/21	New Orleans, La.	L	4-5 (10)
1990	4/10	Coral Gables, Fla.	W	5-3
1990	4/11	Coral Gables, Fla.	W	4-2
1991	3/2	New Orleans, La.	W	12-3

Coral Gables: Miami leads, 14-7

New Orleans: Tied, 2-2

NEW YORK TECH

MIAMI LEADS, 16-0

YEAR	DATE	SITE	W/L	SCORE
1978	3/15	Coral Gables, Fla.	W	7-1
1978	3/15	Coral Gables, Fla.	W	6-5
1999	3/26	Coral Gables, Fla.	W	12-3
1999	3/27	Coral Gables, Fla.	W	20-0
2000	5/19	Coral Gables, Fla.	W	6-1
2000	5/20	Coral Gables, Fla.	W	9-8
2000	5/21	Coral Gables, Fla.	W	17-3
2001	5/18	Coral Gables, Fla.	W	17-5
2001	5/19	Coral Gables, Fla.	W	14-7
2001	5/20	Coral Gables, Fla.	W	11-1
2002	5/24	Coral Gables, Fla.	W	16-1
2002	5/25	Coral Gables, Fla.	W	4-2
2002	5/26	Coral Gables, Fla.	W	11-5
2015	5/8	Coral Gables, Fla.	W	26-0
2015	5/9	Coral Gables, Fla.	W	13-1
2015	5/10	Coral Gables, Fla.	W	19-1

Coral Gables: Miami leads, 16-0

NEW YORK UNIVERSITY

MIAMI LEADS, 2-0

YEAR	DATE	SITE	W/L	SCORE
1966	3/21	Coral Gables, Fla.	W	12-0
1966	3/22	Coral Gables, Fla.	W	16-2

Coral Gables: Miami leads, 2-0

NEWBERRY

TIED, 1-1

YEAR	DATE	SITE	W/L	SCORE
1940			W	13-12
1948	4/8	Newberry, S.C.	L	7-13

Newberry: Newberry leads, 1-0

NIAGARA

MIAMI LEADS, 1-0

YEAR	DATE	SITE	W/L	SCORE
1988	4/5	Coral Gables, Fla.	W	15-2

Coral Gables: Miami leads, 1-0

ALL-TIME SERIES HISTORY

NORTH CAROLINA

MIAMI LEADS, 38-29-1

YEAR	DATE	SITE	W/L	SCORE
1976	3/8	Coral Gables, Fla.	W	10-2
1976	3/9	Coral Gables, Fla.	W	2-1 (10)
1976	3/9	Coral Gables, Fla.	W	2-1
1976	3/10	Coral Gables, Fla.	L	4-6
1982	2/19	Coral Gables, Fla.	W	17-4
1982	2/20	Coral Gables, Fla.	L	5-6
1982	2/1	Coral Gables, Fla.	W	14-4
1987	5/8	Chapel Hill, N.C.	L	3-4
1987	5/9	Chapel Hill, N.C.	W	9-4
1987	5/10	Chapel Hill, N.C.	W	10-2
1993	5/22	Chapel Hill, N.C.	L	1-3
1995	2/10	Kissimmee, Fla.	W	12-1
1995	5/28+	Coral Gables, Fla.	W	8-4
1998	3/20	Coral Gables, Fla.	W	1-0
1998	3/21	Coral Gables, Fla.	W	8-2
1998	3/22	Coral Gables, Fla.	W	4-2
1998	5/22+	Coral Gables, Fla.	L	5-6
1998	5/24+	Coral Gables, Fla.	W	7-4
2000	1/30	Orlando, Fla.	L	0-9
2002	4/26	Chapel Hill, N.C.	L	4-5
2002	4/27	Chapel Hill, N.C.	W	4-3
2002	4/28	Chapel Hill, N.C.	L	4-5
2004	5/14	Coral Gables, Fla.	L	1-4
2004	5/15	Coral Gables, Fla.	W	4-3
2004	5/16	Coral Gables, Fla.	L	0-2
2005	4/15	Chapel Hill, N.C.	W	17-7
2005	4/16	Chapel Hill, N.C.	W	18-9
2005	4/17	Chapel Hill, N.C.	T	7-7 (10)
2006	4/7	Coral Gables, Fla.	L	7-8
2006	4/8	Coral Gables, Fla.	W	9-7
2006	4/9	Coral Gables, Fla.	L	6-8
2007	3/9	Chapel Hill, N.C.	L	5-7
2007	3/10	Chapel Hill, N.C.	L	1-3
2007	3/11	Chapel Hill, N.C.	L	7-11
2008	5/15	Coral Gables, Fla.	W	12-2
2008	5/16	Coral Gables, Fla.	L	6-10
2008	5/17	Coral Gables, Fla.	L	11-12
2009	4/17	Chapel Hill, N.C.	L	0-3
2009	4/18	Chapel Hill, N.C.	L	4-5 (10)
2009	4/19	Chapel Hill, N.C.	L	1-4
2010	4/16	Coral Gables, Fla.	W	7-5
2010	4/17	Coral Gables, Fla.	W	11-1
2010	4/18	Coral Gables, Fla.	W	8-7 (8)
2011	4/23	Chapel Hill, N.C.	W	13-6 (10)
2011	4/24	Chapel Hill, N.C.	W	5-3
2011	4/25	Chapel Hill, N.C.	L	1-8
2011	5/26*	Durham, N.C.	W	7-5
2012	4/6	Coral Gables, Fla.	W	8-0
2012	4/7	Coral Gables, Fla.	W	4-3 (14)
2012	4/8	Coral Gables, Fla.	W	4-0
2012	5/24*	Greensboro, N.C.	W	5-3
2013	3/15	Chapel Hill, N.C.	W	4-1
2013	3/16	Chapel Hill, N.C.	L	2-14
2013	3/17	Chapel Hill, N.C.	L	1-4
2013	5/23*	Durham, N.C.	L	10-0 (8)
2014	5/16	Coral Gables, Fla.	W	6-5 (16)
2014	5/16	Coral Gables, Fla.	L	2-11
2014	5/17	Coral Gables, Fla.	W	2-0

YEAR	DATE	SITE	W/L	SCORE
2015	3/27	Chapel Hill, N.C.	W	4-3
2015	3/28	Chapel Hill, N.C.	W	4-3 (11)
2015	3/29	Chapel Hill, N.C.	L	3-10
2016	4/1	Coral Gables, Fla.	W	10-4
2016	4/2	Coral Gables, Fla.	W	7-3
2016	4/3	Coral Gables, Fla.	W	7-4
2017	3/24	Chapel Hill, N.C.	L	2-7
2017	3/25	Chapel Hill, N.C.	L	3-6
2017	3/26	Chapel Hill, N.C.	W	6-2
2017	5/27*	Louisville, Ky.	L	4-12

Coral Gables: Miami leads, 24-10

Chapel Hill: North Carolina leads, 16-11-1

Neutral Site: Tied, 3-3

NORTH CAROLINA STATE

MIAMI LEADS, 34-16

YEAR	DATE	SITE	W/L	SCORE
1989	5/19	Chapel Hill, N.C.	W	7-4
1990	5/28+	Coral Gables, Fla.	W	6-1
1991	3/5	Coral Gables, Fla.	W	11-3
1991	3/6	Coral Gables, Fla.	L	2-4
1992	5/24	Coral Gables, Fla.	W	5-4
1993	5/21	Chapel Hill, N.C.	L	7-14
1999	4/9	Coral Gables, Fla.	W	7-4
1999	4/10	Coral Gables, Fla.	L	9-13
1999	4/11	Coral Gables, Fla.	W	7-6
2000	4/21	Durham, N.C.	W	12-0
2000	4/22	Raleigh, N.C.	W	19-1
2000	4/23	Raleigh, N.C.	L	4-5
2003	6/7*	Coral Gables, Fla.	W	10-9
2003	6/8*	Coral Gables, Fla.	W	11-5 (11)
2004	6/5+	Coral Gables, Fla.	W	19-5
2005	3/4	Coral Gables, Fla.	W	6-1
2005	3/5	Coral Gables, Fla.	L	5-11
2005	3/6	Coral Gables, Fla.	W	13-7
2005	5/25*	Jacksonville, Fla.	L	1-2
2006	4/28	Raleigh, N.C.	L	2-9
2006	4/29	Raleigh, N.C.	W	9-6
2006	4/30	Raleigh, N.C.	W	12-10
2007	4/13	Coral Gables, Fla.	L	3-5
2007	4/14	Coral Gables, Fla.	W	5-1
2007	4/15	Coral Gables, Fla.	L	9-19
2008	3/14	Raleigh, N.C.	W	12-5
2008	3/15	Raleigh, N.C.	W	2-1
2008	3/16	Raleigh, N.C.	L	10-11
2008	5/24*	Jacksonville, Fla.	W	5-2
2009	3/6	Coral Gables, Fla.	W	7-6 (12)
2009	3/7	Coral Gables, Fla.	W	4-0
2009	3/8	Coral Gables, Fla.	W	9-7
2010	3/26	Raleigh, N.C.	W	6-5
2010	3/27	Raleigh, N.C.	L	6-7 (11)
2010	3/28	Raleigh, N.C.	W	4-0
2011	4/8	Coral Gables, Fla.	W	4-1
2011	4/9	Coral Gables, Fla.	W	14-13 (10)
2011	4/10	Coral Gables, Fla.	W	3-0
2012	3/23*	Greensboro, N.C.	L	2-3
2013	5/24*	Durham, N.C.	L	1-7
2014	3/28	Raleigh, N.C.	W	2-1
2014	3/29	Raleigh, N.C.	W	2-1

ALL-TIME SERIES HISTORY

YEAR	DATE	SITE	W/L	SCORE
2014	3/30	Raleigh, N.C.	W	12-5
2015	3/13	Coral Gables, Fla.	W	3-2 (10)
2015	3/14	Coral Gables, Fla.	W	9-2
2015	3/15	Coral Gables, Fla.	W	6-0
2015	5/22*	Durham, N.C.	L	4-5 (12)
2016	5/26	Durham, N.C.	W	8-7
2017	3/17	Raleigh, N.C.	L	3-5
2017	3/18	Raleigh, N.C.	L	2-5
2017	3/19	Raleigh, N.C.	W	7-5

Coral Gables: Miami leads, 20-5

Raleigh: Miami leads, 11-6

Neutral Site: NC State leads, 5-3

NORTH FLORIDA

MIAMI LEADS, 4-2

YEAR	DATE	SITE	W/L	SCORE
1990	4/6	Coral Gables, Fla.	W	3-1
1991	4/9	Coral Gables, Fla.	W	8-7
1992	4/15	Coral Gables, Fla.	W	3-2
2007	4/18	Coral Gables, Fla.	L	2-3
2008	5/13	Coral Gables, Fla.	W	5-2
2009	4/28	Coral Gables, Fla.	L	1-10

Coral Gables: Miami leads, 4-2

NORTHEASTERN

MIAMI LEADS, 10-0

YEAR	DATE	SITE	W/L	SCORE
1990	3/28	Coral Gables, Fla.	W	12-1
1991	3/29	Coral Gables, Fla.	W	9-3
1991	3/30	Coral Gables, Fla.	W	17-4 (7)
1991	3/30	Coral Gables, Fla.	W	8-1
1994	3/29	Coral Gables, Fla.	W	2-0
1995	3/29	Coral Gables, Fla.	W	11-4
2001	3/23	Coral Gables, Fla.	W	5-3
2001	3/24	Coral Gables, Fla.	W	5-2
2001	3/25	Coral Gables, Fla.	W	5-3
2005	3/2	Coral Gables, Fla.	W	5-1

Coral Gables: Miami leads, 10-0

NORTHERN IOWA

MIAMI LEADS, 2-0

YEAR	DATE	SITE	W/L	SCORE
1973	3/27	Coral Gables, Fla.	W	17-1
1973	3/30	Coral Gables, Fla.	W	6-4

Coral Gables: Miami leads, 2-0

NORTHWESTERN

MIAMI LEADS, 2-0

YEAR	DATE	SITE	W/L	SCORE
2000	3/22	Coral Gables, Fla.	W	4-2
2002	3/26	Coral Gables, Fla.	W	5-3

Coral Gables: Miami leads, 2-0

NOTRE DAME

MIAMI LEADS, 18-6

YEAR	DATE	SITE	W/L	SCORE
1970	3/30	Coral Gables, Fla.	W	7-3 (7)
1970	3/30	Coral Gables, Fla.	W	6-2 (7)
1989	3/8	Coral Gables, Fla.	L	2-4
1992	3/27	Coral Gables, Fla.	L	1-2
1992	3/28	Coral Gables, Fla.	W	18-6
1992	3/29	Coral Gables, Fla.	W	6-5 (11)
1992	5/23+	Coral Gables, Fla.	L	3-6
1992	5/25+	Coral Gables, Fla.	W	5-1
1994	4/2	South Bend, Ind.	W	19-7
1994	4/2	South Bend, Ind.	W	5-2
1994	4/3	South Bend, Ind.	W	4-2
1995	3/24	Coral Gables, Fla.	W	9-4
1995	3/25	Coral Gables, Fla.	W	12-4
1995	3/26	Coral Gables, Fla.	L	2-5
1998	2/20	Coral Gables, Fla.	W	18-3
1998	2/21	Coral Gables, Fla.	W	27-2
1998	2/22	Coral Gables, Fla.	W	17-3
1999	5/11	South Bend, Ind.	W	5-3
1999	5/12	South Bend, Ind.	L	0-1
2014	4/19	Coral Gables, Fla.	W	3-2
2014	4/20	Coral Gables, Fla.	L	4-7
2014	4/21	Coral Gables, Fla.	W	6-3
2015	5/23*	Durham, N.C.	W	6-5
2016	4/10	South Bend, Ind.	W	10-2

Coral Gables: Miami leads, 12-5

South Bend: Miami leads, 5-1

Neutral: Miami leads, 1-0

NOVA SOUTHEASTERN

MIAMI LEADS, 5-0

YEAR	DATE	SITE	W/L	SCORE
1990	4/27	Coral Gables, Fla.	W	19-2
1992	4/29	Coral Gables, Fla.	W	12-5
1993	4/21	Coral Gables, Fla.	W	9-4
1996	4/2	Coral Gables, Fla.	W	13-2
2016	4/12	Coral Gables, Fla.	W	8-3

Coral Gables: Miami leads, 5-0

ALL-TIME SERIES HISTORY

OHIO STATE

OHIO STATE LEADS, 15-12-2

YEAR	DATE	SITE	W/L	SCORE
1959	3/21	Coral Gables, Fla.	L	0-4
1961	3/18	Coral Gables, Fla.	W	6-5
1961	3/18	Coral Gables, Fla.	T	2-2
1961	3/21	Coral Gables, Fla.	T	4-4
1961	3/22	Coral Gables, Fla.	L	4-6
1962	3/19	Coral Gables, Fla.	W	4-1
1962	3/20	Coral Gables, Fla.	L	8-12
1962	3/21	Coral Gables, Fla.	W	7-3
1963	3/16	Coral Gables, Fla.	L	3-4 (11)
1964	3/23	Coral Gables, Fla.	L	7-10
1964	3/24	Coral Gables, Fla.	L	4-8
1964	3/25	Coral Gables, Fla.	L	1-3
1964	3/28	Coral Gables, Fla.	L	2-4
1966	3/19	Coral Gables, Fla.	L	3-10
1966	3/19	Coral Gables, Fla.	W	7-6
1966	3/26	Coral Gables, Fla.	L	0-5
1968	3/20	Coral Gables, Fla.	L	1-3
1968	3/22	Coral Gables, Fla.	L	1-3
1970	3/25	Coral Gables, Fla.	L	5-12
1971	3/23	Coral Gables, Fla.	W	7-6
1971	3/26	Coral Gables, Fla.	W	12-2
1972	3/21	Coral Gables, Fla.	W	13-3
1972	3/24	Coral Gables, Fla.	L	4-7
1973	3/19	Coral Gables, Fla.	W	6-5
1973	3/23	Coral Gables, Fla.	W	10-4
1974	3/19	Coral Gables, Fla.	W	16-1
1974	3/22	Coral Gables, Fla.	W	5-0
1999	3/6	Coral Gables, Fla.	W	23-3
2009	3/24	Coral Gables, Fla.	L	1-7

Coral Gables: Ohio State leads, 15-12-2

OKLAHOMA

OKLAHOMA LEADS, 2-1

YEAR	DATE	SITE	W/L	SCORE
1974	6/10#	Omaha, Neb.	W	5-1
1976	5/28+	Arlington, Texas	L	3-11
1985	4/6	Oklahoma City, Okla.	L	1-7

Neutral Site: Oklahoma leads, 2-1

OKLAHOMA STATE

MIAMI LEADS, 5-4

YEAR	DATE	SITE	W/L	SCORE
1979	3/12	Coral Gables, Fla.	L	1-2
1979	3/15	Coral Gables, Fla.	W	6-0
1980	3/14	Coral Gables, Fla.	W	2-1
1981	6/3#	Omaha, Neb.	L	6-12
1985	6/6#	Omaha, Neb.	W	2-1
1986	5/31#	Omaha, Neb.	W	6-2
2001	2/11	Coral Gables, Fla.	L	3-9
2013	5/31+	Louisville, Ky.	W	7-0
2013	6/2+	Louisville, Ky.	L	1-7

Coral Gables: Tied, 2-2

Neutral Site: Miami leads, 3-2

ORAL ROBERTS

MIAMI LEADS, 9-4

YEAR	DATE	SITE	W/L	SCORE
1978	6/5#	Omaha, Neb.	W	5-3
1984	5/14	Tulsa, Okla.	W	13-4
1984	5/15	Tulsa, Okla.	L	3-4
1997	5/15	Coral Gables, Fla.	W	20-3
1997	5/16	Coral Gables, Fla.	W	7-3
1997	5/17	Coral Gables, Fla.	W	7-3
2003	4/4	Coral Gables, Fla.	W	8-5
2003	4/5	Coral Gables, Fla.	L	1-18
2003	4/6	Coral Gables, Fla.	W	11-8
2005	3/31	Coral Gables, Fla.	W	1-0
2005	4/1	Coral Gables, Fla.	W	17-6
2005	4/2	Coral Gables, Fla.	L	3-4
2005	4/3	Coral Gables, Fla.	L	8-12

Coral Gables: Miami leads, 7-3

Tulsa: Tied, 1-1

Neutral Site: Miami leads, 1-0

OREGON STATE

TIED, 1-1

YEAR	DATE	SITE	W/L	SCORE
2006	6/17#	Omaha, Neb.	W	11-1
2006	6/20#	Omaha, Neb.	L	1-8

Neutral Site: Tied, 1-1

PACE

MIAMI LEADS, 10-0

YEAR	DATE	SITE	W/L	SCORE
1969	4/7	Coral Gables, Fla.	W	11-4
1969	4/11	Coral Gables, Fla.	W	11-4
1969	4/12	Coral Gables, Fla.	W	3-1
1971	4/16	Coral Gables, Fla.	W	9-1
1989	3/15	Coral Gables, Fla.	W	6-3
1992	3/15	Coral Gables, Fla.	W	12-0
1994	3/9	Coral Gables, Fla.	W	8-2
2003	5/2	Coral Gables, Fla.	W	27-1
2003	5/3	Coral Gables, Fla.	W	23-1
2003	5/4	Coral Gables, Fla.	W	20-2

Coral Gables: Miami leads, 10-0

PENN STATE

MIAMI LEADS, 7-0

YEAR	DATE	SITE	W/L	SCORE
1970	3/23	Coral Gables, Fla.	W	5-4
1971	3/29	Coral Gables, Fla.	W	10-1
1971	4/1	Coral Gables, Fla.	W	6-5
2004	3/27	Coral Gables, Fla.	W	6-1

ALL-TIME SERIES HISTORY

YEAR	DATE	SITE	W/L	SCORE
2004	3/27	Coral Gables, Fla.	W	1-0
2004	3/28	Coral Gables, Fla.	W	11-3
2008	3/11	Coral Gables, Fla.	W	10-0

Coral Gables: Miami leads, 7-0

PENNSYLVANIA

MIAMI LEADS, 1-0

YEAR	DATE	SITE	W/L	SCORE
1991	3/14	Coral Gables, Fla.	W	9-3

Coral Gables: Miami leads, 1-0

PEPPERDINE

PEPPERDINE LEADS, 1-0

YEAR	DATE	SITE	W/L	SCORE
1979	6/2#	Omaha, Neb.	L	3-9

Neutral Site: Pepperdine leads, 1-0

PITTSBURGH

MIAMI LEADS, 17-1

YEAR	DATE	SITE	W/L	SCORE
1969	3/25	Coral Gables, Fla.	W	8-2
1969	3/26	Coral Gables, Fla.	W	8-2
1969	3/30	Coral Gables, Fla.	W	3-1
2001	3/7	Coral Gables, Fla.	W	6-2
2005	3/8	Coral Gables, Fla.	W	3-0
2009	3/11	Coral Gables, Fla.	W	11-6
2014	4/11	Coral Gables, Fla.	W	12-2
2014	4/12	Coral Gables, Fla.	W	1-0
2014	4/13	Coral Gables, Fla.	W	7-2
2015	5/2	Pittsburgh, Pa.	W	9-5
2015	5/2	Pittsburgh, Pa.	W	12-0
2015	5/3	Pittsburgh, Pa.	W	9-3
2016	5/13	Coral Gables, Fla.	W	7-6
2016	5/14	Coral Gables, Fla.	W	4-3 (11)
2016	5/15	Coral Gables, Fla.	W	8-4
2017	4/14	Pittsburgh, Pa.	L	3-10
2017	4/14	Pittsburgh, Pa.	W	1-0
2017	4/15	Pittsburgh, Pa.	W	5-3

Coral Gables: Miami leads, 12-0

Pittsburgh: Miami leads, 5-1

PORTLAND

MIAMI LEADS, 1-0

YEAR	DATE	SITE	W/L	SCORE
1991	5/23+	Fresno, Calif.	W	13-1

Neutral Site: Miami leads, 1-0

PRINCETON

MIAMI LEADS, 4-0

YEAR	DATE	SITE	W/L	SCORE
1985	5/24+	Coral Gables, Fla.	W	22-6
1999	3/12	Coral Gables, Fla.	W	16-1
1999	3/13	Coral Gables, Fla.	W	16-1
1999	3/14	Coral Gables, Fla.	W	15-6

Coral Gables: Miami leads, 4-0

PROVIDENCE

MIAMI LEADS, 1-0

YEAR	DATE	SITE	W/L	SCORE
1992	3/5	Coral Gables, Fla.	W	4-0

Coral Gables: Miami leads, 1-0

PURDUE

MIAMI LEADS, 1-0

YEAR	DATE	SITE	W/L	SCORE
1988	3/6	Coral Gables, Fla.	W	8-7

Coral Gables: Miami leads, 1-0

RHODE ISLAND

RHODE ISLAND LEADS, 1-0

YEAR	DATE	SITE	W/L	SCORE
2009	3/3	Coral Gables, Fla.	L	0-3

Coral Gables: Rhode Island leads, 1-0

RICE

MIAMI LEADS, 5-2

YEAR	DATE	SITE	W/L	SCORE
1985	3/5	Coral Gables, Fla.	W	7-3
1985	3/6	Coral Gables, Fla.	W	11-3
1993	5/7	Coral Gables, Fla.	W	6-5
1993	5/8	Coral Gables, Fla.	W	13-5
1993	5/9	Coral Gables, Fla.	L	2-3
1999	6/11#	Omaha, Neb.	W	8-4
2006	6/19#	Omaha, Neb.	L	2-3

Coral Gables: Miami leads, 4-1

Neutral Site: Tied, 1-1

RICHMOND

MIAMI LEADS, 1-0

YEAR	DATE	SITE	W/L	SCORE
1997	5/22+	Coral Gables, Fla.	W	11-4

Coral Gables: Miami leads, 1-0

ALL-TIME SERIES HISTORY

RIDER

MIAMI LEADS, 1-0

YEAR	DATE	SITE	W/L	SCORE
1994	5/27+	Coral Gables, Fla.	W	17-4

Coral Gables: Miami leads, 1-0

ROLLINS

ROLLINS LEADS, 51-36

YEAR	DATE	SITE	W/L	SCORE
1940			L	2-16
1940			L	5-13
1947	4/11	Winter Park, Fla.	L	2-4
1947	5/3	Coral Gables, Fla.	W	6-3
1947	5/3	Coral Gables, Fla.	W	9-8
1948	4/2	Winter Park, Fla.	L	3-4
1948	4/3	Winter Park, Fla.	L	4-8
1948	4/30	Coral Gables, Fla.	L	6-8 (10)
1948	5/1	Coral Gables, Fla.	L	1-2
1949	4/15	Winter Park, Fla.	L	1-13
1949	4/16	Winter Park, Fla.	L	0-3
1949	5/6	Coral Gables, Fla.	L	0-2
1949	5/7	Coral Gables, Fla.	W	5-4
1950	4/14	Coral Gables, Fla.	W	4-0
1950	4/15	Coral Gables, Fla.	L	1-6
1950	5/5	Winter Park, Fla.	L	8-10
1950	5/6	Winter Park, Fla.	L	1-7
1951	3/30	Coral Gables, Fla.	W	5-4
1951	3/31	Coral Gables, Fla.	W	4-3
1951	4/27	Winter Park, Fla.	W	5-2
1951	4/29	Winter Park, Fla.	W	7-6
1952	4/25	Winter Park, Fla.	L	1-4
1952	4/26	Winter Park, Fla.	W	7-1
1952	4/28	Coral Gables, Fla.	W	7-6
1952	4/29	Coral Gables, Fla.	L	1-2
1953	4/17	Coral Gables, Fla.	L	0-9
1953	4/18	Coral Gables, Fla.	W	9-8
1953	4/24	Winter Park, Fla.	W	10-9
1953	4/25	Winter Park, Fla.	L	1-3
1954	4/9	Winter Park, Fla.	L	7-8
1954	4/10	Winter Park, Fla.	L	1-6
1954	5/7	Coral Gables, Fla.	W	4-2
1954	5/8	Coral Gables, Fla.	L	3-6
1955	4/22	Winter Park, Fla.	L	2-11
1955	4/23	Winter Park, Fla.	L	5-12
1955	5/6	Coral Gables, Fla.	L	3-8
1955	5/7	Coral Gables, Fla.	L	2-8
1956	4/16	Coral Gables, Fla.	L	1-6
1956	4/21	Winter Park, Fla.	L	4-7
1957	4/12	Coral Gables, Fla.	L	4-6
1957	4/13	Coral Gables, Fla.	W	8-6
1958	4/11	Winter Park, Fla.	W	13-3
1959	4/10	Coral Gables, Fla.	L	2-3
1959	4/11	Coral Gables, Fla.	W	13-2
1959	4/24	Winter Park, Fla.	L	0-4
1959	4/25	Winter Park, Fla.	W	12-7
1960	3/18	Coral Gables, Fla.	L	1-2
1960	3/19	Coral Gables, Fla.	W	7-1
1960	4/13	Winter Park, Fla.	W	13-4

YEAR	DATE	SITE	W/L	SCORE
1960	4/14	Winter Park, Fla.	W	7-2
1961	3/16	Coral Gables, Fla.	W	8-3
1961	3/17	Coral Gables, Fla.	W	5-4
1961	4/12	Winter Park, Fla.	L	2-7
1961	4/13	Winter Park, Fla.	L	3-4 (13)
1962	4/20	Coral Gables, Fla.	L	3-7
1962	4/21	Coral Gables, Fla.	W	1-0
1962	4/21	Coral Gables, Fla.	L	0-2
1963	4/26	Winter Park, Fla.	L	2-4
1963	4/27	Winter Park, Fla.	L	1-3
1963	4/27	Winter Park, Fla.	L	2-3
1964	5/1	Coral Gables, Fla.	L	8-9
1964	5/2	Coral Gables, Fla.	W	3-1
1964	5/2	Coral Gables, Fla.	L	1-12
1965	4/9	Winter Park, Fla.	L	2-7
1965	4/10	Winter Park, Fla.	L	2-3
1965	4/10	Winter Park, Fla.	W	6-3
1966	5/6	Coral Gables, Fla.	W	7-0
1966	5/7	Coral Gables, Fla.	W	3-2
1967	5/5	Winter Park, Fla.	L	5-6
1967	5/6	Winter Park, Fla.	L	5-10
1968	5/3	Coral Gables, Fla.	W	6-5
1968	5/4	Coral Gables, Fla.	W	4-2
1969	5/2	Winter Park, Fla.	W	5-0 (7)
1969	5/3	Winter Park, Fla.	L	1-3 (7)
1970	5/1	Coral Gables, Fla.	L	0-2
1970	5/2	Coral Gables, Fla.	L	2-8
1971	5/7	Winter Park, Fla.	W	8-7
1971	5/8	Winter Park, Fla.	L	0-5
1972	4/3	Coral Gables, Fla.	W	5-4 (10)
1972	4/3	Coral Gables, Fla.	L	3-10
1973	5/7	Winter Park, Fla.	W	6-4
1973	5/8	Winter Park, Fla.	W	6-2
1974	4/12	Coral Gables, Fla.	W	9-6
1974	4/13	Coral Gables, Fla.	L	4-8
1975	5/8	Winter Park, Fla.	L	5-6
1992	4/5	Coral Gables, Fla.	W	9-1
1994	4/5	Coral Gables, Fla.	L	2-4

Coral Gables: Miami leads, 23-22

Winter Park: Rollins leads, 27-13

RUTGERS

MIAMI LEADS, 61-13

YEAR	DATE	SITE	W/L	SCORE
1967	3/18	Coral Gables, Fla.	W	3-2
1967	3/18	Coral Gables, Fla.	W	2-1
1967	3/21	Coral Gables, Fla.	L	2-6
1968	3/18	Coral Gables, Fla.	L	2-4
1970	3/24	Coral Gables, Fla.	W	2-0
1971	3/24	Coral Gables, Fla.	W	11-5
1971	3/25	Coral Gables, Fla.	W	14-8
1984	3/18	Coral Gables, Fla.	W	11-4
1985	3/17	Coral Gables, Fla.	W	9-3 (7)
1986	3/18	Coral Gables, Fla.	W	7-6
1987	3/17	Coral Gables, Fla.	L	7-12
1988	3/22	Coral Gables, Fla.	W	4-2
1988	3/23	Coral Gables, Fla.	W	8-2
1989	3/24	Coral Gables, Fla.	W	16-8
1989	3/25	Coral Gables, Fla.	W	7-4

ALL-TIME SERIES HISTORY

1990	3/16	Coral Gables, Fla.	W	6-2
1990	3/17	Coral Gables, Fla.	W	6-3
1991	3/22	Coral Gables, Fla.	W	5-2
1991	3/23	Coral Gables, Fla.	W	20-4
1992	3/17	Coral Gables, Fla.	W	10-0
1992	3/19	Coral Gables, Fla.	W	14-7
1993	3/16	Coral Gables, Fla.	W	11-4
1994	3/15	Coral Gables, Fla.	W	14-5
1994	3/16	Coral Gables, Fla.	W	7-6
1995	3/10	Coral Gables, Fla.	W	12-5
1995	3/11	Coral Gables, Fla.	W	8-0
1995	3/12	Coral Gables, Fla.	W	11-4
1996	3/8	Coral Gables, Fla.	L	4-5
1996	3/9	Coral Gables, Fla.	W	12-3
1998	3/13	Coral Gables, Fla.	W	9-4
1998	3/14	Coral Gables, Fla.	W	10-2
1998	3/15	Coral Gables, Fla.	W	18-6
2000	3/10	Coral Gables, Fla.	W	6-5
2000	3/11	Coral Gables, Fla.	L	6-11
2000	3/12	Coral Gables, Fla.	W	5-3
2001	3/9	Coral Gables, Fla.	L	4-6 (11)
2001	3/10	Coral Gables, Fla.	W	13-2
2001	3/11	Coral Gables, Fla.	L	6-9
2002	3/15	Coral Gables, Fla.	L	3-4
2002	3/16	Coral Gables, Fla.	W	8-3
2002	3/17	Coral Gables, Fla.	L	5-9
2003	3/14	Coral Gables, Fla.	W	15-5
2003	3/16	Coral Gables, Fla.	L	7-8
2004	3/12	Coral Gables, Fla.	W	12-2
2004	3/13	Coral Gables, Fla.	W	10-5
2004	3/14	Coral Gables, Fla.	W	6-5
2005	3/16	Coral Gables, Fla.	W	13-2
2007	3/14	Coral Gables, Fla.	W	4-1
2009	2/20	Coral Gables, Fla.	W	6-1
2009	2/21	Coral Gables, Fla.	W	4-2
2009	2/21	Coral Gables, Fla.	L	4-5
2009	2/22	Coral Gables, Fla.	W	18-9
2010	2/19	Coral Gables, Fla.	W	12-1
2010	2/20	Coral Gables, Fla.	W	10-8
2010	2/21	Coral Gables, Fla.	W	9-7
2011	2/18	Coral Gables, Fla.	W	2-1 (11)
2011	2/19	Coral Gables, Fla.	L	5-6 (10)
2011	2/20	Coral Gables, Fla.	W	5-3
2012	2/17	Coral Gables, Fla.	W	6-2
2012	2/18	Coral Gables, Fla.	W	4-1
2012	2/19	Coral Gables, Fla.	W	9-7
2013	2/16	Coral Gables, Fla.	W	5-4
2013	2/16	Coral Gables, Fla.	W	4-1 (7)
2013	2/17	Coral Gables, Fla.	W	7-0
2015	2/13	Coral Gables, Fla.	W	5-2
2015	2/14	Coral Gables, Fla.	W	9-5
2015	2/14	Coral Gables, Fla.	W	9-3
2015	2/15	Coral Gables, Fla.	W	25-4
2016	2/19	Coral Gables, Fla.	W	4-1
2016	2/20	Coral Gables, Fla.	W	2-0
2016	2/21	Coral Gables, Fla.	W	8-1
2017	2/17	Coral Gables, Fla.	W	3-0
2017	2/18	Coral Gables, Fla.	W	8-4
2017	2/19	Coral Gables, Fla.	L	6-17

Coral Gables: Miami leads, 61-13

SAM HOUSTON STATE

SAM HOUSTON STATE LEADS, 1-0

YEAR	DATE	SITE	W/L	SCORE
1996	5/23+	Austin, Texas	L	4-5

Neutral Site: Sam Houston State leads, 1-0

SAN DIEGO STATE

MIAMI LEADS, 4-0

YEAR	DATE	SITE	W/L	SCORE
2001	3/2	Minneapolis, Minn.	W	8-6
2003	2/21	Coral Gables, Fla.	W	6-3
2003	2/22	Coral Gables, Fla.	W	4-1
2003	2/23	Coral Gables, Fla.	W	6-3

Coral Gables: Miami leads, 3-0

Neutral Site: Miami leads, 1-0

SAN FRANCISCO

MIAMI LEADS, 1-0

YEAR	DATE	SITE	W/L	SCORE
2006	6/2+	Lincoln, Neb.	W	11-2

Neutral Site: Miami leads, 1-0

SAVANNAH STATE

MIAMI LEADS, 7-0

YEAR	DATE	SITE	W/L	SCORE
2001	4/6	Coral Gables, Fla.	W	13-4
2001	4/7	Coral Gables, Fla.	W	7-5
2001	4/8	Coral Gables, Fla.	W	16-2
2003	5/16	Coral Gables, Fla.	W	12-7
2003	5/17	Coral Gables, Fla.	W	11-2
2003	5/17	Coral Gables, Fla.	W	6-4
2003	5/18	Coral Gables, Fla.	W	11-3

Coral Gables: Miami leads, 7-0

SETON HALL

MIAMI LEADS, 21-4

YEAR	DATE	SITE	W/L	SCORE
1974	3/18	Coral Gables, Fla.	W	4-3 (10)
1974	3/20	Coral Gables, Fla.	W	6-2
1976	3/23	Coral Gables, Fla.	W	9-3
1976	3/26	Coral Gables, Fla.	W	5-1
1977	3/18	Coral Gables, Fla.	W	16-5
1982	2/11	Coral Gables, Fla.	W	3-1
1982	2/12	Coral Gables, Fla.	L	13-14
1982	2/15	Coral Gables, Fla.	W	7-2
1983	2/17	Coral Gables, Fla.	W	11-4
1983	2/18	Coral Gables, Fla.	W	8-4
1984	2/16	Coral Gables, Fla.	L	2-5
1984	2/19	Coral Gables, Fla.	W	15-2

ALL-TIME SERIES HISTORY

YEAR	DATE	SITE	W/L	SCORE	YEAR	DATE	SITE	W/L	SCORE
1985	2/18	Coral Gables, Fla.	W	9-4	1980	4/2	Coral Gables, Fla.	W	9-0
1986	2/16	Coral Gables, Fla.	W	5-1	1980	4/3	Coral Gables, Fla.	W	5-0
1986	2/17	Coral Gables, Fla.	W	5-0	1980	4/4	Coral Gables, Fla.	L	5-15
1987	2/15	Coral Gables, Fla.	L	5-11	1980	4/5	Coral Gables, Fla.	L	1-8
1988	2/14	Coral Gables, Fla.	W	9-4	1982	3/12	Coral Gables, Fla.	W	2-1
1989	2/19	Coral Gables, Fla.	W	11-2	1982	3/13	Coral Gables, Fla.	W	4-3 (12)
1989	2/20	Coral Gables, Fla.	L	1-5	1982	3/14	Coral Gables, Fla.	W	8-6
1990	2/2	Coral Gables, Fla.	W	7-0	1982	3/15	Coral Gables, Fla.	W	4-3
1990	2/3	Coral Gables, Fla.	W	17-3	1982	4/14	Columbia, S.C.	W	11-3
1990	2/4	Coral Gables, Fla.	W	8-2	1982	4/15	Columbia, S.C.	W	12-8
1992	2/7	Coral Gables, Fla.	W	14-2	1982	4/16	Columbia, S.C.	L	2-6
1992	2/8	Coral Gables, Fla.	W	25-3	1982	4/17	Columbia, S.C.	W	19-3 (8)
1992	2/9	Coral Gables, Fla.	W	4-1	1983	5/13	Coral Gables, Fla.	L	3-4

Coral Gables: Miami leads, 21-4

SOUTH ALABAMA

MIAMI LEADS, 15-8

YEAR	DATE	SITE	W/L	SCORE
1973	5/24+	Starkville, Miss.	W	5-3
1980	2/29	Coral Gables, Fla.	W	2-0
1980	3/1	Coral Gables, Fla.	L	4-7
1980	3/2	Coral Gables, Fla.	W	7-1
1980	5/25+	Coral Gables, Fla.	W	15-6
1981	5/13	Mobile, Ala.	W	3-0
1981	5/14	Mobile, Ala.	W	4-1
1981	5/15	Mobile, Ala.	W	5-2
1982	4/22	Coral Gables, Fla.	W	7-2
1983	5/6	Mobile, Ala.	L	0-10
1983	5/7	Mobile, Ala.	L	1-2 (6)
1983	5/8	Mobile, Ala.	W	7-3
1983	5/28+	Tallahassee, Fla.	W	14-5
1984	5/27+	Tallahassee, Fla.	L	4-6
1984	5/28+	Tallahassee, Fla.	W	10-2
1985	2/1	Coral Gables, Fla.	W	14-5
1985	2/2	Coral Gables, Fla.	W	12-9
1985	2/3	Coral Gables, Fla.	L	5-7
1986	4/9	Mobile, Ala.	L	4-8
1993	5/27+	Baton Rouge, La.	L	3-7
1997	1/31	Coral Gables, Fla.	W	4-2
1997	2/1	Coral Gables, Fla.	L	7-9
1997	2/2	Coral Gables, Fla.	W	16-4

Coral Gables: Miami leads, 8-3

Mobile: Miami leads, 4-3

Neutral Site: Miami leads, 3-2

SOUTH CAROLINA

MIAMI LEADS, 24-9

YEAR	DATE	SITE	W/L	SCORE
1974	5/25+	Starkville, Miss.	W	5-0
1974	5/26+	Starkville, Miss.	L	1-3
1974	5/27+	Starkville, Miss.	W	2-1
1979	5/10	Columbia, S.C.	W	9-0
1979	5/11	Columbia, S.C.	W	9-0 (F)
1979	5/13	Columbia, S.C.	W	3-1
1979	5/14	Columbia, S.C.	W	6-1

YEAR	DATE	SITE	W/L	SCORE
1980	4/2	Coral Gables, Fla.	W	9-0
1980	4/3	Coral Gables, Fla.	W	5-0
1980	4/4	Coral Gables, Fla.	L	5-15
1980	4/5	Coral Gables, Fla.	L	1-8
1982	3/12	Coral Gables, Fla.	W	2-1
1982	3/13	Coral Gables, Fla.	W	4-3 (12)
1982	3/14	Coral Gables, Fla.	W	8-6
1982	3/15	Coral Gables, Fla.	W	4-3
1982	4/14	Columbia, S.C.	W	11-3
1982	4/15	Columbia, S.C.	W	12-8
1982	4/16	Columbia, S.C.	L	2-6
1982	4/17	Columbia, S.C.	W	19-3 (8)
1983	5/13	Coral Gables, Fla.	L	3-4
1983	5/14	Coral Gables, Fla.	W	9-7
1983	5/15	Coral Gables, Fla.	W	6-5 (10)
1984	3/9	Coral Gables, Fla.	L	9-14
1984	3/10	Coral Gables, Fla.	W	6-3
1984	3/11	Coral Gables, Fla.	W	13-11
1986	5/24+	Coral Gables, Fla.	W	7-5
1988	5/29+	Coral Gables, Fla.	W	10-3
1992	5/24+	Coral Gables, Fla.	W	17-2
1998	5/23+	Coral Gables, Fla.	W	14-2
2002	6/7\$	Columbia, S.C.	L	7-10
2002	6/8\$	Columbia, S.C.	W	5-2
2002	6/9\$	Columbia, S.C.	L	4-6
2004	6/22#	Omaha, Neb.	L	11-15

Coral Gables: Miami leads, 14-4

Columbia: Miami leads, 8-3

Neutral Site: Tied, 2-2

USC

MIAMI LEADS, 8-5

YEAR	DATE	SITE	W/L	SCORE
1974	6/12#	Omaha, Neb.	W	7-3
1974	6/15#	Omaha, Neb.	L	3-7
1978	6/2#	Omaha, Neb.	L	3-9
1981	2/6	Coral Gables, Fla.	W	7-6
1981	2/7	Coral Gables, Fla.	W	6-3
1981	2/8	Coral Gables, Fla.	W	10-9 (13)
1985	4/5	Oklahoma City, Okla.	W	11-1
1985	4/7	Oklahoma City, Okla.	W	8-6
1995	6/2#	Omaha, Neb.	W	15-10
1995	6/7#	Omaha, Neb.	L	5-7
1995	6/9#	Omaha, Neb.	L	3-7
2001	6/11#	Omaha, Neb.	W	4-3
2002	3/1	Fullerton, Calif.	L	10-11

Coral Gables: Miami leads, 3-0

Neutral Site: Tied, 5-5

SOUTHERN ILLINOIS

MIAMI LEADS, 46-11

YEAR	DATE	SITE	W/L	SCORE
1972	3/23	Coral Gables, Fla.	W	6-0
1972	3/26	Coral Gables, Fla.	L	1-7
1973	3/17	Coral Gables, Fla.	W	13-12
1973	3/18	Coral Gables, Fla.	W	12-1

ALL-TIME SERIES HISTORY

YEAR	DATE	SITE	W/L	SCORE
1974	3/26	Coral Gables, Fla.	W	6-1
1974	3/29	Coral Gables, Fla.	W	6-1
1974	6/13#	Omaha, Neb.	L	3-4
1976	3/13	Coral Gables, Fla.	W	13-0
1976	3/14	Coral Gables, Fla.	W	19-3
1976	3/15	Coral Gables, Fla.	L	2-9
1976	3/16	Coral Gables, Fla.	W	9-6
1977	3/19	Coral Gables, Fla.	W	13-7
1977	3/23	Coral Gables, Fla.	L	4-7
1977	3/26	Coral Gables, Fla.	W	1-0
1978	3/17	Coral Gables, Fla.	L	0-12
1978	3/21	Coral Gables, Fla.	W	3-1
1978	3/24	Coral Gables, Fla.	W	4-2
1979	3/10	Coral Gables, Fla.	W	11-2
1979	3/13	Coral Gables, Fla.	L	0-7
1979	3/16	Coral Gables, Fla.	W	5-3
1980	3/17	Coral Gables, Fla.	W	5-1
1980	3/18	Coral Gables, Fla.	L	2-5
1980	3/20	Coral Gables, Fla.	W	9-4
1980	3/22	Coral Gables, Fla.	W	8-1
1981	3/13	Coral Gables, Fla.	W	5-0
1981	3/14	Coral Gables, Fla.	W	6-4
1981	3/18	Coral Gables, Fla.	W	11-5
1981	3/21	Coral Gables, Fla.	W	7-4
1983	3/12	Coral Gables, Fla.	W	12-3
1983	3/17	Coral Gables, Fla.	L	7-13
1983	3/19	Coral Gables, Fla.	W	9-0
1983	3/19	Coral Gables, Fla.	W	7-3
1984	3/14	Coral Gables, Fla.	W	4-3
1984	3/16	Coral Gables, Fla.	W	10-7
1984	3/17	Coral Gables, Fla.	W	11-7
1985	3/14	Coral Gables, Fla.	W	12-4
1985	3/15	Coral Gables, Fla.	W	2-0
1985	3/16	Coral Gables, Fla.	W	7-6
1986	3/8	Coral Gables, Fla.	W	4-1
1986	3/14	Coral Gables, Fla.	W	5-2
1987	3/13	Coral Gables, Fla.	W	9-4
1987	3/14	Coral Gables, Fla.	W	7-0
1988	3/11	Coral Gables, Fla.	W	7-6
1988	3/12	Coral Gables, Fla.	W	6-5
1989	3/10	Coral Gables, Fla.	W	6-0
1989	3/11	Coral Gables, Fla.	W	10-6
1990	3/9	Coral Gables, Fla.	W	5-1
1990	3/10	Coral Gables, Fla.	L	0-1
1991	3/8	Coral Gables, Fla.	L	1-2
1991	3/9	Coral Gables, Fla.	W	12-0
1992	3/20	Coral Gables, Fla.	W	9-1
1992	3/21	Coral Gables, Fla.	W	5-1
1993	3/18	Coral Gables, Fla.	W	6-2
1994	3/18	Coral Gables, Fla.	W	5-1
1994	3/19	Coral Gables, Fla.	W	12-3
1995	3/14	Coral Gables, Fla.	W	5-4
1995	3/15	Coral Gables, Fla.	W	5-3

Coral Gables: Miami leads, 46-10

Neutral Site: Southern Illinois leads, 1-0

ST. BONAVENTURE

TIED, 1-1

YEAR	DATE	SITE	W/L	SCORE
2004	6/4+	Coral Gables, Fla.	W	6-3
2007	3/6	Coral Gables, Fla.	L	2-5

Coral Gables: Tied, 1-1

ST. FRANCIS BROOKLYN

MIAMI LEADS, 5-0

YEAR	DATE	SITE	W/L	SCORE
1979	3/27	Coral Gables, Fla.	W	10-3
1979	3/28	Coral Gables, Fla.	W	15-5
1988	3/17	Coral Gables, Fla.	W	10-5
1990	2/21	Coral Gables, Fla.	W	10-2
1990	2/25	Coral Gables, Fla.	W	17-1

Coral Gables: Miami leads, 5-0

ST. JOHN'S

MIAMI LEADS, 3-0

YEAR	DATE	SITE	W/L	SCORE
2013	5/3	Coral Gables, Fla.	W	12-3
2013	5/4	Coral Gables, Fla.	W	4-2
2013	5/5	Coral Gables, Fla.	W	6-4

Coral Gables: Miami leads, 3-0

ST. JOSEPH'S

MIAMI LEADS, 19-1

YEAR	DATE	SITE	W/L	SCORE
1972	3/10	Coral Gables, Fla.	L	3-6
1972	3/11	Coral Gables, Fla.	W	7-1
1972	3/11	Coral Gables, Fla.	W	4-3
1972	3/12	Coral Gables, Fla.	W	5-2
1973	3/6	Coral Gables, Fla.	W	9-2
1973	3/7	Coral Gables, Fla.	W	4-3
1974	3/5	Coral Gables, Fla.	W	9-2
1974	3/6	Coral Gables, Fla.	W	5-2
1975	3/2	Coral Gables, Fla.	W	10-7
1975	3/2	Coral Gables, Fla.	W	4-1
1978	3/6	Coral Gables, Fla.	W	11-0
1978	3/7	Coral Gables, Fla.	W	6-4
1979	3/6	Coral Gables, Fla.	W	6-2
1979	3/9	Coral Gables, Fla.	W	8-5
1980	3/4	Coral Gables, Fla.	W	6-0
1980	3/5	Coral Gables, Fla.	W	12-4
1981	3/2	Coral Gables, Fla.	W	14-4
1981	3/3	Coral Gables, Fla.	W	11-0
1981	3/4	Coral Gables, Fla.	W	15-7
2009	3/10	Coral Gables, Fla.	W	11-6

Coral Gables: Miami leads, 19-1

ALL-TIME SERIES HISTORY

ST. LEO

MIAMI LEADS, 10-1

YEAR	DATE	SITE	W/L	SCORE
1968	4/5	Coral Gables, Fla.	W	8-1
1968	4/6	Coral Gables, Fla.	W	1-0
1968	4/6	Coral Gables, Fla.	W	11-0
1969	4/9	Dade City, Fla.	L	10-11
1977	2/22	Coral Gables, Fla.	W	5-0
1977	2/23	Coral Gables, Fla.	W	6-5
1980	2/26	Coral Gables, Fla.	W	7-2
1980	2/27	Coral Gables, Fla.	W	20-2
1981	4/29	Coral Gables, Fla.	W	14-2
1981	4/30	Coral Gables, Fla.	W	8-1
1983	3/30	Coral Gables, Fla.	W	8-4

Coral Gables: Miami leads, 10-0

Neutral Site: St. Leo leads, 1-0

SAINT MARY'S

MIAMI LEADS, 3-0

YEAR	DATE	SITE	W/L	SCORE
2008	5/2	Coral Gables, Fla.	W	10-6
2008	5/3	Coral Gables, Fla.	W	5-0
2008	5/4	Coral Gables, Fla.	W	15-3

Coral Gables: Miami leads, 3-0

ST. PETER'S

MIAMI LEADS, 1-0

YEAR	DATE	SITE	W/L	SCORE
2003	3/18	Coral Gables, Fla.	W	16-2

Coral Gables: Miami leads, 1-0

ST. THOMAS (FL)

MIAMI LEADS, 23-2

YEAR	DATE	SITE	W/L	SCORE
1985	2/20	Coral Gables, Fla.	L	1-4
1986	3/4	Coral Gables, Fla.	L	9-10
1988	3/1	Coral Gables, Fla.	W	6-2
1989	4/18	Coral Gables, Fla.	W	9-0
1990	4/7	Coral Gables, Fla.	W	13-2
1990	4/18	Coral Gables, Fla.	W	6-2
1991	4/6	Coral Gables, Fla.	W	6-3
1991	4/17	Coral Gables, Fla.	W	4-3 (12)
1992	4/17	Coral Gables, Fla.	W	11-1
1992	4/18	Coral Gables, Fla.	W	4-3 (12)
1992	4/28	Coral Gables, Fla.	W	11-1
1993	4/16	Coral Gables, Fla.	W	7-6 (15)
1993	4/17	Coral Gables, Fla.	W	8-6
1994	4/22	Coral Gables, Fla.	W	8-6
1994	4/23	Coral Gables, Fla.	W	9-4
1996	3/27	Coral Gables, Fla.	W	8-0
1996	4/10	Coral Gables, Fla.	W	15-2
1997	4/9	Coral Gables, Fla.	W	12-2

YEAR	DATE	SITE	W/L	SCORE
1998	4/17	Coral Gables, Fla.	W	12-8
1998	4/18	Coral Gables, Fla.	W	22-7
2009	3/17	Coral Gables, Fla.	W	8-0
2010	4/27	Coral Gables, Fla.	W	9-6
2012	3/28	Coral Gables, Fla.	W	11-4
2013	2/26	Coral Gables, Fla.	W	5-4
2016	2/24	Coral Gables, Fla.	W	7-6 (10)

Coral Gables: Miami leads, 23-2

STANFORD

MIAMI LEADS, 5-3

YEAR	DATE	SITE	W/L	SCORE
1985	6/1#	Omaha, Neb.	W	17-3
1988	4/29	Coral Gables, Fla.	W	9-3
1988	4/30	Coral Gables, Fla.	W	7-3
1998	6/7#	Omaha, Neb.	L	1-2
1990	4/1	Minneapolis, Minn.	W	4-3
1991	5/25+	Fresno, Calif.	L	7-15
2001	6/16#	Omaha, Neb.	W	12-1
2008	6/18#	Omaha, Neb.	L	3-8

Coral Gables: Miami leads, 2-0

Neutral Site: Tied, 3-3

STETSON

MIAMI LEADS, 114-43

YEAR	DATE	SITE	W/L	SCORE
1947	4/24	Miami Beach, Fla.	W	4-1
1947	4/25	Miami Beach, Fla.	L	2-5
1948	4/19	DeLand, Fla.	W	14-3
1948	4/20	DeLand, Fla.	W	3-0
1948	5/11	Coral Gables, Fla.	W	3-2
1949	4/13	DeLand, Fla.	L	4-5
1949	4/14	DeLand, Fla.	L	6-8
1949	4/29	Coral Gables, Fla.	W	3-2
1949	4/30	Coral Gables, Fla.	W	9-3
1950	4/28	Coral Gables, Fla.	W	5-4
1950	4/29	Coral Gables, Fla.	W	10-7
1950	5/3	DeLand, Fla.	L	2-10
1950	5/4	DeLand, Fla.	W	13-7
1951	4/13	Coral Gables, Fla.	L	3-6
1951	4/14	Coral Gables, Fla.	L	3-7
1951	5/2	DeLand, Fla.	L	4-5
1951	5/3	DeLand, Fla.	L	8-13
1952	4/18	Coral Gables, Fla.	W	6-5
1952	4/19	Coral Gables, Fla.	L	4-5
1952	4/23	DeLand, Fla.	L	2-4
1952	4/24	DeLand, Fla.	L	4-6
1953	3/30	Coral Gables, Fla.	W	18-17
1953	3/31	Coral Gables, Fla.	L	0-6
1953	4/22	DeLand Fla.	L	4-11
1953	4/23	DeLand, Fla.	W	12-0
1954	4/16	Coral Gables, Fla.	W	5-1
1954	4/17	Coral Gables, Fla.	L	3-2
1954	4/30	DeLand, Fla.	L	2-10
1954	5/1	DeLand, Fla.	L	6-8

ALL-TIME SERIES HISTORY

YEAR	DATE	SITE	W/L	SCORE	YEAR	DATE	SITE	W/L	SCORE
1955	4/8	Coral Gables, Fla.	W	6-0	1979	4/21	DeLand, Fla.	W	14-10
1955	4/20	DeLand, Fla.	L	8-20	1980	4/25	Coral Gables, Fla.	W	17-6
1955	4/21	DeLand, Fla.	W	10-6	1980	4/26	Coral Gables, Fla.	W	11-4
1956	4/13	Coral Gables, Fla.	W	8-7 (12)	1980	4/27	Coral Gables, Fla.	W	3-2 (10)
1956	4/14	Coral Gables, Fla.	W	4-3	1981	4/8	DeLand, Fla.	W	6-5
1956	4/26	DeLand, Fla.	W	3-2	1981	4/8	DeLand, Fla.	W	5-3
1956	4/26	DeLand, Fla.	W	2-0	1981	4/9	DeLand, Fla.	L	3-9
1957	3/13	DeLand, Fla.	L	0-6	1982	4/8	Coral Gables, Fla.	W	3-2
1957	3/14	DeLand, Fla.	W	5-4	1982	4/9	Coral Gables, Fla.	W	14-7
1957	5/10	Coral Gables, Fla.	L	6-11	1982	4/10	Coral Gables, Fla.	L	2-4
1957	5/11	Coral Gables, Fla.	W	9-7	1982	5/29+	Coral Gables, Fla.	W	18-2
1958	3/12	DeLand, Fla.	L	5-7	1982	5/30+	Coral Gables, Fla.	W	15-3
1958	5/9	Coral Gables, Fla.	W	3-0	1983	4/5	DeLand, Fla.	L	4-5
1958	5/10	Coral Gables, Fla.	L	1-9	1983	4/5	DeLand, Fla.	W	15-8
1959	5/8	Coral Gables, Fla.	W	10-3	1983	4/6	DeLand, Fla.	W	14-6
1959	5/9	Coral Gables, Fla.	W	1-0 (10)	1983	4/22	Coral Gables, Fla.	W	4-1
1960	4/11	DeLand, Fla.	W	5-0	1983	4/23	Coral Gables, Fla.	W	12-9
1960	4/12	DeLand, Fla.	L	3-6	1984	4/26	Coral Gables, Fla.	W	7-3
1960	5/6	Coral Gables, Fla.	W	6-0	1984	4/27	Coral Gables, Fla.	W	11-1
1960	5/7	Coral Gables, Fla.	W	8-1	1984	4/28	Coral Gables, Fla.	W	5-4
1961	4/14	DeLand, Fla.	L	1-6	1984	5/26+	Tallahassee, Fla.	W	13-8
1961	4/15	DeLand, Fla.	L	5-6	1985	4/29	DeLand, Fla.	W	12-10
1961	5/5	Coral Gables, Fla.	W	3-2	1985	4/30	DeLand, Fla.	L	2-3
1961	5/6	Coral Gables, Fla.	W	4-1	1985	4/30	DeLand, Fla.	W	4-3
1962	4/13	DeLand, Fla.	W	14-7	1986	4/24	Coral Gables, Fla.	W	17-6
1962	4/13	DeLand, Fla.	W	12-8	1986	4/25	Coral Gables, Fla.	W	12-4
1962	4/14	DeLand, Fla.	W	7-2	1986	4/26	Coral Gables, Fla.	W	9-1
1963	4/19	Coral Gables, Fla.	W	11-2	1987	3/31	DeLand, Fla.	W	8-2
1963	4/20	Coral Gables, Fla.	W	1-0	1987	4/1	DeLand, Fla.	W	6-4
1963	4/20	Coral Gables, Fla.	W	7-0	1988	5/20	Coral Gables, Fla.	W	6-4
1964	4/24	DeLand, Fla.	W	12-4	1989	3/28	Coral Gables, Fla.	W	5-3
1964	4/25	DeLand, Fla.	W	4-1	1989	3/29	Coral Gables, Fla.	L	8-9 (10)
1964	4/25	DeLand, Fla.	W	13-4	1990	3/5	DeLand, Fla.	W	4-1
1965	5/7	Coral Gables, Fla.	W	15-1	1990	3/6	DeLand, Fla.	W	5-4 (11)
1965	5/8	Coral Gables, Fla.	W	3-2	1990	5/25+	Coral Gables, Fla.	W	4-3
1965	5/8	Coral Gables, Fla.	L	6-8	1991	2/15	Coral Gables, Fla.	W	8-1
1967	5/8	DeLand, Fla.	W	9-0	1991	2/16	Coral Gables, Fla.	W	2-0
1967	5/9	DeLand, Fla.	W	10-5	1992	2/28	Coral Gables, Fla.	L	5-8
1968	5/10	Coral Gables, Fla.	W	2-1	1992	2/29	Coral Gables, Fla.	W	7-2
1969	4/28	DeLand, Fla.	W	14-9	1992	3/1	Coral Gables, Fla.	W	7-5
1969	4/29	DeLand, Fla.	L	5-6 (10)	1993	3/1	DeLand, Fla.	W	6-4
1970	4/17	Coral Gables, Fla.	W	3-2	1993	3/2	DeLand, Fla.	W	19-3
1970	4/18	Coral Gables, Fla.	W	3-2	1994	2/11	Coral Gables, Fla.	W	6-4
1971	5/10	DeLand, Fla.	L	0-2	1994	2/12	Coral Gables, Fla.	L	4-7
1971	5/11	DeLand, Fla.	W	4-3	1994	2/13	Coral Gables, Fla.	L	3-5
1972	5/5	Coral Gables, Fla.	W	2-1	1995	4/21	Coral Gables, Fla.	L	3-10
1972	5/6	Coral Gables, Fla.	W	7-0	1995	4/22	Coral Gables, Fla.	W	14-7
1973	3/9	DeLand, Fla.	W	7-0	1995	4/23	DeLand, Fla.	L	2-3
1973	3/10	DeLand, Fla.	W	4-0	1996	4/26	Coral Gables, Fla.	W	20-7
1973	3/10	DeLand, Fla.	L	2-4	1996	4/27	Coral Gables, Fla.	W	7-6
1974	5/10	Coral Gables, Fla.	L	7-9	1996	4/28	Coral Gables, Fla.	W	9-4
1974	5/11	Coral Gables, Fla.	W	4-3	1997	2/7	Coral Gables, Fla.	L	6-10
1975	3/4	DeLand, Fla.	W	12-5	1997	2/8	Coral Gables, Fla.	W	7-0
1975	3/5	DeLand, Fla.	W	5-2	1997	2/9	Coral Gables, Fla.	W	11-4
1976	4/30	Coral Gables, Fla.	W	14-1	1997	2/17	DeLand, Fla.	L	10-11
1976	5/1	Coral Gables, Fla.	W	6-5 (12)	1999	1/29	Coral Gables, Fla.	W	12-1
1977	2/18	DeLand, Fla.	L	6-7	1999	1/30	Coral Gables, Fla.	W	4-3 (10)
1977	2/19	DeLand, Fla.	W	6-0	2001	5/27+	Coral Gables, Fla.	W	16-8
1978	4/28	Coral Gables, Fla.	W	10-2	2007	4/25	Coral Gables, Fla.	W	7-3
1978	4/29	Coral Gables, Fla.	W	5-4 (10)	2012	4/18	Coral Gables, Fla.	W	3-2
1979	4/20	DeLand, Fla.	W	12-3	2013	4/10	Coral Gables, Fla.	W	8-2
1979	4/20	DeLand, Fla.	W	4-0	2014	3/12	DeLand, Fla.	L	3-7

ALL-TIME SERIES HISTORY

2015	3/11	Coral Gables, Fla.	W	7-0
2016	3/9	Coral Gables, Fla.	W	4-2
2016	6/3+	Coral Gables, Fla.	W	4-2

Coral Gables: Miami leads, 73-16

DeLand: Miami leads, 39-26

Neutral Site: Miami leads, 2-1

STONY BROOK

TIED, 1-1

YEAR	DATE	SITE	W/L	SCORE
2003	3/19	Coral Gables, Fla.	W	9-8
2012	6/1+	Coral Gables, Fla.	L	2-10

Coral Gables: Tied, 1-1

TAMPA

MIAMI LEADS, 67-9

YEAR	DATE	SITE	W/L	SCORE
1940			L	5-7
1947	4/18	Coral Gables, Fla.	W	3-1
1947	5/16	Coral Gables, Fla.	W	9-2
1948	4/22	Tampa, Fla.	L	0-1 (10)
1948	5/21	Coral Gables, Fla.	W	7-0
1948	5/22	Coral Gables, Fla.	W	10-7
1949	4/22	Coral Gables, Fla.	W	3-2
1949	4/23	Coral Gables, Fla.	W	14-3
1952	5/16	Coral Gables, Fla.	W	9-4
1952	5/17	Coral Gables, Fla.	W	13-6
1957	5/3	Coral Gables, Fla.	W	7-6
1958	4/16	Tampa, Fla.	L	3-4
1958	4/17	Tampa, Fla.	L	1-3
1958	4/25	Coral Gables, Fla.	W	5-2
1958	4/26	Coral Gables, Fla.	W	4-1
1959	4/20	Tampa, Fla.	L	3-5
1959	4/21	Tampa, Fla.	L	1-5
1960	4/22	Coral Gables, Fla.	W	5-2
1960	5/12	Tampa, Fla.	W	3-1
1961	4/10	Tampa, Fla.	W	5-2 (12)
1961	4/10	Tampa, Fla.	W	4-2
1962	5/1	Tampa, Fla.	W	8-7 (12)
1962	5/2	Tampa, Fla.	W	7-6
1962	5/2	Tampa, Fla.	W	5-0
1963	4/5	Coral Gables, Fla.	W	4-3
1963	4/6	Coral Gables, Fla.	W	7-5
1963	4/6	Coral Gables, Fla.	L	2-3
1964	4/10	Tampa, Fla.	W	10-0
1964	4/11	Tampa, Fla.	W	9-6
1964	4/11	Tampa, Fla.	W	5-4
1965	4/26	Coral Gables, Fla.	W	3-2
1965	4/26	Coral Gables, Fla.	W	4-2
1965	4/27	Coral Gables, Fla.	W	5-1
1966	5/2	Coral Gables, Fla.	W	1-0
1966	5/3	Coral Gables, Fla.	W	5-2
1967	5/1	Coral Gables, Fla.	W	5-0
1967	5/2	Coral Gables, Fla.	W	10-0
1968	5/6	Coral Gables, Fla.	W	8-3
1968	5/7	Coral Gables, Fla.	W	1-0
1969	5/9	Coral Gables, Fla.	W	13-0

YEAR	DATE	SITE	W/L	SCORE
1969	5/10	Coral Gables, Fla.	W	1-0 (11)
1970	3/13	Coral Gables, Fla.	W	1-0
1970	3/14	Coral Gables, Fla.	W	2-1
1971	4/30	Coral Gables, Fla.	W	13-0 (7)
1971	5/1	Coral Gables, Fla.	W	11-8
1972	4/21	Coral Gables, Fla.	W	3-2
1972	4/22	Coral Gables, Fla.	W	3-2
1973	4/27	Coral Gables, Fla.	W	3-2
1973	4/28	Coral Gables, Fla.	W	20-1
1974	4/26	Coral Gables, Fla.	W	7-2
1974	4/27	Coral Gables, Fla.	W	11-1
1975	4/13	Coral Gables, Fla.	W	12-1
1975	4/15	Coral Gables, Fla.	W	6-5
1976	2/27	Coral Gables, Fla.	W	4-1
1976	2/28	Coral Gables, Fla.	W	4-0
1976	3/4	Tampa, Fla.	W	3-1
1977	4/7	Coral Gables, Fla.	W	10-1
1978	4/8	Coral Gables, Fla.	W	5-4
1978	4/8	Coral Gables, Fla.	W	9-2
1985	2/27	Coral Gables, Fla.	W	17-4
1986	5/6	Coral Gables, Fla.	W	8-7 (10)
1987	2/17	Coral Gables, Fla.	L	1-5
1988	4/26	Coral Gables, Fla.	W	8-5
1989	5/9	Coral Gables, Fla.	L	12-13
1990	4/25	Coral Gables, Fla.	W	2-1 (10)
1991	2/12	Coral Gables, Fla.	W	6-1
1992	5/12	Coral Gables, Fla.	W	5-1
1992	5/13	Coral Gables, Fla.	W	12-11
1993	4/30	Coral Gables, Fla.	W	6-2
1993	5/1	Coral Gables, Fla.	W	11-3
1994	5/7	Coral Gables, Fla.	W	10-4
1994	5/8	Coral Gables, Fla.	W	3-0
1995	3/31	Coral Gables, Fla.	W	19-7
1995	4/1	Coral Gables, Fla.	W	7-5
1996	4/20	Coral Gables, Fla.	W	5-3
1996	4/21	Coral Gables, Fla.	W	2-1

Coral Gables: Miami leads, 57-3

Tampa: Miami leads, 10-5

TENNESSEE

MIAMI LEADS, 13-6

YEAR	DATE	SITE	W/L	SCORE
1989	2/17	Coral Gables, Fla.	W	4-1
1989	2/18	Coral Gables, Fla.	L	5-6 (11)
1994	2/4	Coral Gables, Fla.	W	6-0
1994	2/5	Coral Gables, Fla.	W	3-1
1994	2/6	Coral Gables, Fla.	W	1-0
1996	4/16	Knoxville, Tenn.	L	1-12
1996	4/17	Knoxville, Tenn.	L	2-4
1996	4/18	Knoxville, Tenn.	L	1-15
2001	6/9#	Omaha, Neb.	W	21-13
2001	6/14#	Omaha, Neb.	W	12-6
2002	2/1	Coral Gables, Fla.	W	5-4
2002	2/2	Coral Gables, Fla.	L	4-7
2002	2/3	Coral Gables, Fla.	W	9-4
2003	3/7	Knoxville, Tenn.	W	5-2
2003	3/8	Knoxville, Tenn.	W	8-4
2003	3/9	Knoxville, Tenn.	W	10-4
2004	2/20	Coral Gables, Fla.	W	8-7

ALL-TIME SERIES HISTORY

YEAR	DATE	SITE	W/L	SCORE
2004	2/21	Coral Gables, Fla.	L	11-14
2004	2/22	Coral Gables, Fla.	W	14-3

Coral Gables: Miami leads, 8-3

Knoxville: Tied, 3-3

Neutral Site: Miami leads, 2-0

TEXAS

TEXAS LEADS, 21-19

YEAR	DATE	SITE	W/L	SCORE
1976	5/30+	Arlington, Texas	L	0-5
1981	6/4#	Omaha, Neb.	L	4-5
1982	6/10#	Omaha, Neb.	W	2-1
1985	6/5#	Omaha, Neb.	L	4-8
1985	6/9#	Omaha, Neb.	W	2-1
1985	6/11#	Omaha, Neb.	W	10-6
1986	2/8	Coral Gables, Fla.	W	5-3
1986	2/9	Coral Gables, Fla.	W	10-7
1987	2/8	Austin, Texas	L	6-16
1987	2/9	Austin, Texas	L	7-8
1988	2/27	Coral Gables, Fla.	L	5-8
1988	2/28	Coral Gables, Fla.	W	3-2
1989	2/25	Austin, Texas	W	6-5
1989	2/26	Austin, Texas	L	2-5
1989	2/27	Austin, Texas	L	5-6
1989	6/5#	Omaha, Neb.	L	2-12
1990	2/16	Coral Gables, Fla.	W	6-5
1990	2/17	Coral Gables, Fla.	W	7-1
1990	2/18	Coral Gables, Fla.	W	7-6
1991	2/8	Austin, Texas	L	2-6
1991	2/9	Austin, Texas	L	5-7
1991	2/10	Austin, Texas	W	6-5
1992	5/1	Coral Gables, Fla.	W	6-1
1992	5/2	Coral Gables, Fla.	W	3-2
1992	5/3	Coral Gables, Fla.	L	3-10
1993	2/5	Austin, Texas	L	6-17
1993	2/6	Austin, Texas	L	6-7
1993	2/7	Austin, Texas	L	11-12 (10)
1996	5/25+	Austin, Texas	W	9-7
1997	3/1	Austin, Texas	L	3-4
1997	3/2	Austin, Texas	L	3-22
1997	3/3	Austin, Texas	L	12-13
1998	2/27	Coral Gables, Fla.	W	5-4
1998	2/28	Coral Gables, Fla.	W	9-5
1998	3/1	Coral Gables, Fla.	L	7-8
1999	2/26	Coral Gables, Fla.	W	7-1
1999	2/27	Coral Gables, Fla.	W	6-4
1999	2/28	Coral Gables, Fla.	W	14-11
2003	6/14#	Omaha, Neb.	L	2-13
2003	6/17#	Omaha, Neb.	L	1-5

Coral Gables: Miami leads, 13-3

Austin: Texas leads, 12-3

Neutral Site: Texas leads, 6-3

TEXAS A&M

MIAMI LEADS, 8-3

YEAR	DATE	SITE	W/L	SCORE
1979	3/14	Coral Gables, Fla.	W	3-1
1979	3/17	Coral Gables, Fla.	L	3-4 (12)
1980	4/11	College Station, Texas	W	8-1
1980	4/12	College Station, Texas	W	4-1 (7)
1983	3/11	Coral Gables, Fla.	W	5-1
1983	3/14	Coral Gables, Fla.	W	16-4
1995	5/29+	Coral Gables, Fla.	L	0-4
1995	5/29+	Coral Gables, Fla.	W	5-2
2010	6/5+	Coral Gables, Fla.	W	14-1
2010	6/6+	Coral Gables, Fla.	L	7-11
2010	6/7+	Coral Gables, Fla.	W	10-3

Coral Gables: Miami leads, 6-3

College Station: Miami leads, 2-0

TEXAS TECH

TIED, 2-2

YEAR	DATE	SITE	W/L	SCORE
1998	5/23+	Coral Gables, Fla.	W	13-0
2014	5/31+	Coral Gables, Fla.	L	0-3
2014	6/1+	Coral Gables, Fla.	W	2-1 (10)
2014	6/2+	Coral Gables, Fla.	L	0-4

Coral Gables: Tied, 2-2

THE CITADEL

TIED, 3-3

YEAR	DATE	SITE	W/L	SCORE
1979	5/18+	Coral Gables, Fla.	W	3-1 (16)
1990	5/28+	Coral Gables, Fla.	L	2-6
1990	5/29+	Coral Gables, Fla.	L	1-4
2003	2/28	Coral Gables, Fla.	L	7-8
2003	3/1	Coral Gables, Fla.	W	6-1
2003	3/2	Coral Gables, Fla.	W	14-6

Coral Gables: Tied, 3-3

TOLEDO

MIAMI LEADS, 1-0

YEAR	DATE	SITE	W/L	SCORE
1997	3/22	Coral Gables, Fla.	W	22-3

Coral Gables: Miami leads, 1-0

TOWSON

MIAMI LEADS, 1-0

YEAR	DATE	SITE	W/L	SCORE
1988	5/25+	Coral Gables, Fla.	W	4-0

Coral Gables: Miami leads, 1-0

ALL-TIME SERIES HISTORY

TROY

MIAMI LEADS, 1-0

YEAR	DATE	SITE	W/L	SCORE
1978	4/15	Atlanta, Ga.	W	12-4

Neutral Site: Miami leads, 1-0

TULANE

MIAMI LEADS, 9-8

YEAR	DATE	SITE	W/L	SCORE
1970	4/19	Coral Gables, Fla.	L	7-9 (7)
1970	4/19	Coral Gables, Fla.	W	1-0 (7)
1970	4/20	Coral Gables, Fla.	W	6-2
1971	4/17	Coral Gables, Fla.	W	4-0
1971	4/17	Coral Gables, Fla.	L	3-4
1971	4/18	Coral Gables, Fla.	W	7-5
1972	4/8	New Orleans, La.	L	6-7
1972	4/9	New Orleans, La.	L	1-3
1995	4/18	Coral Gables, Fla.	W	3-2
1995	4/19	Coral Gables, Fla.	W	9-8
1995	4/20	Coral Gables, Fla.	W	2-1
1977	3/11	New Orleans, La.	W	11-6
1984	3/24	Coral Gables, Fla.	L	4-9
1987	2/22	New Orleans, La.	L	3-4 (11)
1988	4/15	Coral Gables, Fla.	W	8-2
1988	4/16	Coral Gables, Fla.	L	1-4
1991	3/3	New Orleans, La.	L	2-5

Coral Gables: Miami leads, 8-4

New Orleans: Tulane leads, 4-1

UCF

MIAMI LEADS, 21-6

YEAR	DATE	SITE	W/L	SCORE
1985	5/11	Coral Gables, Fla.	L	6-7
1985	5/12	Coral Gables, Fla.	W	18-5
1985	5/12	Coral Gables, Fla.	W	28-5
1989	2/5	Coral Gables, Fla.	W	4-1
1989	2/6	Coral Gables, Fla.	W	5-1
1989	2/7	Coral Gables, Fla.	W	15-0
1989	5/27+	Gainesville, Fla.	W	10-1
1990	2/11	Orlando, Fla.	W	4-2
1990	5/18	Coral Gables, Fla.	W	4-3
1990	5/19	Coral Gables, Fla.	W	9-0
1993	3/31	Coral Gables, Fla.	W	11-2
1995	2/11	Kissimmee, Fla.	W	6-0
1995	2/12	Kissimmee, Fla.	W	5-4
1995	4/26	Coral Gables, Fla.	W	20-4
1995	4/27	Coral Gables, Fla.	L	5-11
2010	3/9	Orlando, Fla.	W	19-2
2010	3/23	Coral Gables, Fla.	L	3-6
2011	3/22	Coral Gables, Fla.	W	4-1
2012	3/14	Orlando, Fla.	W	3-2
2012	4/4	Coral Gables, Fla.	L	1-4
2013	3/6	Coral Gables, Fla.	W	5-0
2014	3/18	Coral Gables, Fla.	L	2-9

YEAR	DATE	SITE	W/L	SCORE
2014	4/9	Orlando, Fla.	W	6-5
2015	4/15	Coral Gables, Fla.	W	4-2
2016	3/16	Orlando, Fla.	W	5-2
2016	4/13	Coral Gables, Fla.	W	8-4
2017	5/10	Coral Gables, Fla.	L	2-5

Coral Gables: Miami leads, 13-6

Orlando/Kissimmee: Miami leads, 7-0

Neutral Site: Miami leads, 1-0

UCLA

MIAMI LEADS, 13-1

YEAR	DATE	SITE	W/L	SCORE
1984	2/10	Coral Gables, Fla.	W	6-5
1984	2/11	Coral Gables, Fla.	W	7-6
1984	2/12	Coral Gables, Fla.	W	7-6
1996	5/26+	Austin, Texas	W	8-4
1997	5/31#	Omaha, Neb.	W	7-3
2002	3/23	Coral Gables, Fla.	W	8-7
2002	3/24	Coral Gables, Fla.	W	8-2
2002	3/25	Coral Gables, Fla.	W	5-1
2006	2/10	Los Angeles, Calif.	W	3-1
2006	2/11	Los Angeles, Calif.	L	4-7
2006	2/12	Los Angeles, Calif.	W	5-2
2007	2/9	Coral Gables, Fla.	W	1-0
2007	2/10	Coral Gables, Fla.	W	9-8
2007	2/11	Coral Gables, Fla.	W	7-3

Coral Gables: Miami leads, 9-0

Los Angeles: Miami leads, 2-1

Neutral Site: Miami leads, 2-0

UCSB

UCSB LEADS, 1-0

YEAR	DATE	SITE	W/L	SCORE
2016	6/20#	Omaha, Neb.	L	3-5

Neutral Site: UCSB leads, 1-0

USF

MIAMI LEADS, 83-29

YEAR	DATE	SITE	W/L	SCORE
1967	4/25	Coral Gables, Fla.	W	11-0
1967	4/26	Coral Gables, Fla.	L	8-9
1968	4/27	Coral Gables, Fla.	W	7-3
1968	4/27	Coral Gables, Fla.	L	1-12
1969	4/18	Tampa, Fla.	W	9-5 (10)
1969	4/19	Tampa, Fla.	W	15-7
1970	4/6	Coral Gables, Fla.	W	2-0
1970	4/7	Coral Gables, Fla.	W	11-2
1971	4/23	Tampa, Fla.	W	6-3
1971	4/24	Tampa, Fla.	W	4-1
1972	4/14	Coral Gables, Fla.	W	22-4
1972	4/15	Coral Gables, Fla.	L	1-5
1974	5/3	Tampa, Fla.	W	20-2
1974	5/4	Tampa, Fla.	W	9-7

ALL-TIME SERIES HISTORY

YEAR	DATE	SITE	W/L	SCORE	YEAR	DATE	SITE	W/L	SCORE
1975	4/11	Coral Gables, Fla.	W	6-2	1992	3/31	Tampa, Fla.	W	15-3
1975	4/12	Coral Gables, Fla.	W	6-2	1992	4/1	Tampa, Fla.	W	8-7
1976	3/5	Tampa, Fla.	W	1-0	1993	5/11	Coral Gables, Fla.	L	3-5
1976	3/6	Tampa, Fla.	L	0-3	1993	5/12	Coral Gables, Fla.	W	11-6
1977	4/15	Coral Gables, Fla.	W	17-10	1995	2/25	Tampa, Fla.	W	4-3
1977	4/16	Coral Gables, Fla.	W	15-4	1995	2/26	Tampa, Fla.	W	4-3
1978	4/9	Coral Gables, Fla.	L	1-2	1995	5/27+	Coral Gables, Fla.	W	11-10
1978	4/21	Tampa, Fla.	L	2-3	1996	5/3	Coral Gables, Fla.	W	3-2
1978	4/22	Tampa, Fla.	W	3-1	1996	5/4	Coral Gables, Fla.	W	9-5
1979	4/6	Tampa, Fla.	L	3-9	1996	5/5	Coral Gables, Fla.	L	4-10
1979	4/27	Tampa, Fla.	W	3-2	1997	3/24	Tampa, Fla.	W	13-2
1979	4/27	Coral Gables, Fla.	W	10-3	1997	3/25	Tampa, Fla.	L	2-11
1979	4/28	Coral Gables, Fla.	W	14-7	1998	1/30	Coral Gables, Fla.	W	8-5
1980	3/7	Tampa, Fla.	W	4-3	1998	1/31	Coral Gables, Fla.	W	10-3
1980	3/8	Tampa, Fla.	W	8-0	1998	2/1	Coral Gables, Fla.	L	2-15
1980	4/18	Coral Gables, Fla.	W	6-4	1999	3/16	Tampa, Fla.	W	8-5
1981	2/28	Coral Gables, Fla.	W	13-2	1999	3/17	Tampa, Fla.	W	9-4
1981	3/1	Coral Gables, Fla.	W	9-2	2000	2/18	Coral Gables, Fla.	W	8-3
1981	3/1	Coral Gables, Fla.	W	17-3	2000	2/29	Coral Gables, Fla.	W	6-0
1981	4/11	Tampa, Fla.	L	3-4	2000	2/20	Coral Gables, Fla.	W	3-2
1981	4/11	Tampa, Fla.	W	6-5	2001	3/13	Tampa, Fla.	W	8-2
1981	4/12	Tampa, Fla.	W	7-2	2001	3/14	Tampa, Fla.	W	13-9
1982	3/6	Tampa, Fla.	W	14-6	2002	3/8	Coral Gables, Fla.	L	6-7
1982	4/2	Coral Gables, Fla.	W	5-4	2002	3/9	Coral Gables, Fla.	L	7-13
1982	4/3	Coral Gables, Fla.	W	15-5	2002	3/10	Coral Gables, Fla.	W	8-5
1982	5/29+	Coral Gables, Fla.	W	9-4	2003	3/11	Coral Gables, Fla.	W	3-2
1983	3/4	Tampa, Fla.	W	6-1	2003	3/12	Coral Gables, Fla.	W	6-4
1983	3/5	Tampa, Fla.	W	2-1	2004	3/16	Tampa, Fla.	L	2-7
1983	3/6	Tampa, Fla.	W	11-5	2004	3/17	Tampa, Fla.	W	17-3
1983	3/25	Coral Gables, Fla.	W	10-7	2005	2/11	Coral Gables, Fla.	W	11-9
1983	3/26	Coral Gables, Fla.	W	8-2	2005	2/12	Coral Gables, Fla.	W	7-5
1983	3/27	Coral Gables, Fla.	W	6-5	2005	2/13	Coral Gables, Fla.	W	9-4
1984	2/5	Coral Gables, Fla.	L	4-6	2010	3/2	Tampa, Fla.	W	15-2
1984	3/6	Tampa, Fla.	L	7-8	2010	4/28	Coral Gables, Fla.	W	14-7
1984	3/6	Tampa, Fla.	L	1-2	2011	3/1	Tampa, Fla.	L	2-4
1984	3/7	Tampa, Fla.	L	11-18	2011	4/27	Coral Gables, Fla.	W	14-5
1984	3/30	Coral Gables, Fla.	W	11-2					
1984	3/31	Coral Gables, Fla.	W	20-3					
1984	4/1	Coral Gables, Fla.	L	13-16					
1985	2/5	Tampa, Fla.	L	3-4					
1985	5/17	Coral Gables, Fla.	W	9-0					
1985	5/18	Coral Gables, Fla.	L	1-2					
1985	5/19	Coral Gables, Fla.	W	8-3					
1986	2/11	Tampa, Fla.	L	2-7					
1986	2/12	Tampa, Fla.	W	6-5					
1986	2/21	Coral Gables, Fla.	L	4-12					
1986	2/22	Coral Gables, Fla.	W	24-2					
1987	2/13	Coral Gables, Fla.	L	2-4					
1987	2/14	Coral Gables, Fla.	W	10-8					
1987	3/3	Tampa, Fla.	W	4-2					
1987	3/4	Tampa, Fla.	L	3-7					
1988	2/12	Coral Gables, Fla.	W	1-0					
1988	2/13	Coral Gables, Fla.	W	4-3					
1988	4/18	Tampa, Fla.	W	11-4					
1988	4/19	Tampa, Fla.	L	8-11					
1989	2/10	Coral Gables, Fla.	W	1-0 (12)					
1989	2/11	Coral Gables, Fla.	W	9-5					
1990	2/9	Tampa, Fla.	W	7-4					
1990	2/10	Tampa, Fla.	L	3-4					
1990	5/27+	Coral Gables, Fla.	W	5-2					
1991	2/19	Coral Gables, Fla.	W	6-1					
1991	2/20	Coral Gables, Fla.	W	4-3					

Coral Gables: Miami leads, 51-14

Tampa: Miami leads, 32-15

UNION

MIAMI LEADS, 3-0

YEAR	DATE	SITE	W/L	SCORE
1971	3/8	Coral Gables, Fla.	W	8-0
1971	3/8	Coral Gables, Fla.	W	5-0
1971	3/9	Coral Gables, Fla.	W	4-1

Coral Gables: Miami leads, 3-0

VANDERBILT

MIAMI LEADS, 2-0

YEAR	DATE	SITE	W/L	SCORE
1973	5/28+	Starkville, Miss.	W	6-5
1974	5/24+	Starkville, Miss.	W	7-1

Neutral Site: Miami leads, 2-0

ALL-TIME SERIES HISTORY

VERMONT

MIAMI LEADS, 1-0

YEAR	DATE	SITE	W/L	SCORE
1998	3/17	Coral Gables, Fla.	W	15-1

Coral Gables: Miami leads, 1-0

VILLANOVA

MIAMI LEADS, 6-0

YEAR	DATE	SITE	W/L	SCORE
1989	5/25+	Gainesville, Fla.	W	3-1
1989	5/28+	Gainesville, Fla.	W	4-1
1992	3/3	Coral Gables, Fla.	W	12-2
2000	2/25	Coral Gables, Fla.	W	13-8
2014	3/4	Coral Gables, Fla.	W	17-0
2014	3/5	Coral Gables, Fla.	W	7-2

Coral Gables: Miami leads, 4-0

Neutral Site: Miami leads, 2-0

VIRGINIA

VIRGINIA LEADS, 28-25

YEAR	DATE	SITE	W/L	SCORE
1985	5/26+	Coral Gables, Fla.	W	11-6
2001	4/27	Coral Gables, Fla.	L	0-5
2001	4/28	Coral Gables, Fla.	W	5-1
2001	4/29	Coral Gables, Fla.	W	12-6
2003	4/11	Charlottesville, Va.	W	6-1
2003	4/12	Charlottesville, Va.	W	10-4
2003	4/13	Charlottesville, Va.	L	2-17
2004	4/23	Coral Gables, Fla.	W	8-0
2004	4/24	Coral Gables, Fla.	W	22-3
2004	4/25	Coral Gables, Fla.	L	3-4
2005	5/13	Charlottesville, Va.	W	7-6
2005	5/14	Charlottesville, Va.	W	1-0
2005	5/15	Charlottesville, Va.	L	3-4
2006	4/21	Coral Gables, Fla.	L	2-8
2006	4/22	Coral Gables, Fla.	L	7-15
2006	4/23	Coral Gables, Fla.	W	9-8 (10)
2007	3/23	Charlottesville, Va.	L	1-4
2007	3/24	Charlottesville, Va.	L	0-3
2007	3/25	Charlottesville, Va.	W	4-2
2008	4/25	Coral Gables, Fla.	W	1-0
2008	4/26	Coral Gables, Fla.	W	4-3 (10)
2008	4/27	Coral Gables, Fla.	W	10-0
2008	5/25%	Jacksonville, Fla.	W	8-4
2009	3/20	Charlottesville, Va.	L	4-9
2009	3/21	Charlottesville, Va.	W	4-3
2009	3/22	Charlottesville, Va.	W	7-5 (8)
2010	5/20	Coral Gables, Fla.	W	5-4 (11)
2010	5/21	Coral Gables, Fla.	L	1-3
2010	5/22	Coral Gables, Fla.	L	4-7
2010	5/29%	Greensboro, N.C.	L	8-12
2011	5/13	Charlottesville, Va.	W	6-2
2011	5/14	Charlottesville, Va.	L	2-3
2011	5/15	Charlottesville, Va.	L	4-5
2011	5/27%	Durham, N.C.	L	4-6

YEAR	DATE	SITE	W/L	SCORE
2012	4/28	Coral Gables, Fla.	L	3-7
2012	4/29	Coral Gables, Fla.	L	4-7
2012	4/30	Coral Gables, Fla.	L	4-7
2013	3/29	Charlottesville, Va.	L	4-15
2013	3/30	Charlottesville, Va.	L	1-8
2013	3/31	Charlottesville, Va.	W	4-3
2014	3/22	Coral Gables, Fla.	W	7-1
2014	3/23	Coral Gables, Fla.	L	3-8 (11)
2014	3/24	Coral Gables, Fla.	L	3-5
2015	4/17	Charlottesville, Va.	L	4-5
2015	4/18	Charlottesville, Va.	L	2-5
2015	4/19	Charlottesville, Va.	W	8-6
2015	5/20%	Durham, N.C.	W	9-5
2016	4/22	Coral Gables, Fla.	L	5-6
2016	4/23	Coral Gables, Fla.	W	9-2
2016	4/24	Coral Gables, Fla.	L	3-7
2017	5/13	Charlottesville, Va.	W	5-1
2017	5/13	Charlottesville, Va.	L	6-13
2017	5/14	Charlottesville, Va.	L	4-7

Coral Gables: Virginia leads, 13-12

Charlottesville: Virginia leads, 13-11

Neutral Site: Series tied, 2-2

VCU

MIAMI LEADS, 3-0

YEAR	DATE	SITE	W/L	SCORE
2005	6/3+	Coral Gables, Fla.	W	6-2
2015	6/5\$	Coral Gables, Fla.	W	3-2
2015	6/6\$	Coral Gables, Fla.	W	10-3

Coral Gables: Miami leads, 3-0

VIRGINIA TECH

MIAMI LEADS, 31-8

YEAR	DATE	SITE	W/L	SCORE
2005	4/8	Blacksburg, Va.	W	7-3
2005	4/9	Salem, Va.	W	20-5
2005	4/10	Salem, Va.	W	9-5
2006	3/10	Coral Gables, Fla.	W	14-3
2006	3/11	Coral Gables, Fla.	W	12-3
2006	3/12	Coral Gables, Fla.	W	10-4
2007	4/20	Blacksburg, Va.	W	11-9
2007	4/21	Blacksburg, Va.	W	4-3
2007	4/22	Blacksburg, Va.	W	9-5
2008	5/9	Blacksburg, Va.	W	12-4
2008	5/10	Blacksburg, Va.	L	6-7
2008	5/10	Blacksburg, Va.	W	9-2
2009	4/24	Coral Gables, Fla.	W	4-1
2009	4/25	Coral Gables, Fla.	L	4-7
2009	4/26	Coral Gables, Fla.	W	11-3
2010	4/9	Blacksburg, Va.	L	7-9
2010	4/10	Blacksburg, Va.	W	9-2
2010	4/11	Blacksburg, Va.	L	2-4
2011	3/11	Coral Gables, Fla.	W	3-1
2011	3/12	Coral Gables, Fla.	W	2-1
2011	3/13	Coral Gables, Fla.	W	11-1
2012	4/13	Blacksburg, Va.	W	6-4

ALL-TIME SERIES HISTORY

YEAR	DATE	SITE	W/L	SCORE
2012	4/14	Blacksburg, Va.	L	4-5
2012	4/15	Blacksburg, Va.	L	2-3
2013	3/22	Coral Gables, Fla.	W	11-9
2013	3/23	Coral Gables, Fla.	W	2-0
2013	3/24	Coral Gables, Fla.	L	5-8 (10)
2014	4/4	Blacksburg, Va.	W	8-7
2014	4/5	Blacksburg, Va.	W	4-3
2014	4/6	Blacksburg, Va.	W	9-2
2015	4/10	Coral Gables, Fla.	W	11-1
2015	4/11	Coral Gables, Fla.	W	14-4
2015	4/12	Coral Gables, Fla.	W	9-1
2016	3/11	Blacksburg, Va.	L	3-14
2016	3/12	Blacksburg, Va.	W	11-6
2016	3/13	Blacksburg, Va.	W	7-2
2017	5/19	Coral Gables, Fla.	W	4-2
2017	5/19	Coral Gables, Fla.	W	3-1
2017	5/20	Coral Gables, Fla.	W	7-5 (10)

Coral Gables: Miami leads, 16-2

Blacksburg/Salem: Miami leads, 15-6

WAGNER

MIAMI LEADS, 1-0

YEAR	DATE	SITE	W/L	SCORE
2000	5/26+	Coral Gables, Fla.	W	19-5

Coral Gables: Miami leads, 1-0

WAKE FOREST

MIAMI LEADS, 34-10

YEAR	DATE	SITE	W/L	SCORE
1987	2/24	Coral Gables, Fla.	W	8-1
1987	2/25	Coral Gables, Fla.	W	8-3
1988	2/23	Coral Gables, Fla.	W	10-3
1998	2/24	Coral Gables, Fla.	W	4-2
1993	5/23	Chapel Hill, N.C.	L	4-5
1999	6/4+	Coral Gables, Fla.	W	10-2
1999	6/5+	Coral Gables, Fla.	W	8-1
2000	1/28	Orlando, Fla.	W	6-3
2005	3/18	Winston-Salem, N.C.	W	11-2
2005	3/19	Winston-Salem, N.C.	L	6-13
2005	3/20	Winston-Salem, N.C.	W	12-4
2006	5/12	Coral Gables, Fla.	W	13-1
2006	5/13	Coral Gables, Fla.	W	11-10 (10)
2006	5/14	Coral Gables, Fla.	L	5-8
2006	5/25%	Jacksonville, Fla.	W	4-1
2007	5/11	Winston-Salem, N.C.	W	9-8
2007	5/12	Winston-Salem, N.C.	L	10-12
2007	5/13	Winston-Salem, N.C.	W	2-1
2007	5/26%	Jacksonville, Fla.	L	3-7
2008	3/21	Coral Gables, Fla.	W	17-4
2008	3/23	Coral Gables, Fla.	W	23-2
2009	5/14	Winston-Salem, N.C.	W	23-5
2009	5/16	Winston-Salem, N.C.	W	19-6
2009	5/16	Winston-Salem, N.C.	W	4-2
2010	4/2	Coral Gables, Fla.	W	7-4
2010	4/3	Coral Gables, Fla.	W	9-8 (11)
2010	4/4	Coral Gables, Fla.	W	10-1

YEAR	DATE	SITE	W/L	SCORE
2011	3/18	Winston-Salem, N.C.	W	4-1
2011	3/19	Winston-Salem, N.C.	W	4-3
2011	3/20	Winston-Salem, N.C.	W	5-3
2011	5/28%	Durham, N.C.	W	4-2
2012	5/11	Coral Gables, Fla.	W	11-0
2012	5/12	Coral Gables, Fla.	L	2-7
2012	5/13	Coral Gables, Fla.	W	6-3
2012	5/25%	Greensboro, N.C.	W	6-3
2013	5/10	Winston-Salem, N.C.	W	8-3
2013	5/11	Winston-Salem, N.C.	L	4-5
2013	5/12	Winston-Salem, N.C.	L	3-9
2015	3/20	Winston-Salem, N.C.	W	15-2
2015	3/21	Winston-Salem, N.C.	W	12-7
2015	3/22	Winston-Salem, N.C.	L	4-10
2017	3/31	Coral Gables, Fla.	L	1-2
2017	4/1	Coral Gables, Fla.	W	5-1
2017	4/2	Coral Gables, Fla.	L	0-9
2017	5/26%	Louisville, Ky.	W	5-2

Coral Gables: Miami leads, 16-4

Winston-Salem: Miami leads, 13-5

Neutral Site: Miami leads, 5-2

WASHINGTON STATE

TIED, 1-1

YEAR	DATE	SITE	W/L	SCORE
1990	3/20	Coral Gables, Fla.	W	12-2
1990	3/21	Coral Gables, Fla.	L	0-3

Coral Gables: Tied, 1-1

WATERLOO

WATERLOO LEADS, 2-0

YEAR	DATE	SITE	W/L	SCORE
1954		Coral Gables, Fla.	L	2-15
1954		Coral Gables, Fla.	L	0-4

Coral Gables: Waterloo leads, 2-0

WESLEYAN

MIAMI LEADS, 20-5-1

YEAR	DATE	SITE	W/L	SCORE
1958	4/1	Coral Gables, Fla.	W	6-5 (10)
1958	4/2	Coral Gables, Fla.	L	5-21
1961	3/30	Coral Gables, Fla.	W	9-0
1961	3/31	Coral Gables, Fla.	W	7-4
1961	4/1	Coral Gables, Fla.	W	6-0
1962	3/29	Coral Gables, Fla.	L	5-8
1962	3/30	Coral Gables, Fla.	W	7-0
1962	3/31	Coral Gables, Fla.	L	3-6
1963	3/25	Coral Gables, Fla.	L	1-6
1963	3/26	Coral Gables, Fla.	W	8-5
1963	3/27	Coral Gables, Fla.	W	6-5 (10)
1963	3/28	Coral Gables, Fla.	W	6-4
1964	3/26	Coral Gables, Fla.	W	10-2
1964	3/27	Coral Gables, Fla.	W	2-1 (10)

ALL-TIME SERIES HISTORY

YEAR	DATE	SITE	W/L	SCORE
1964	3/28	Coral Gables, Fla.	L	4-6
1964	3/30	Coral Gables, Fla.	W	5-4
1964	3/30	Coral Gables, Fla.	T	4-4
1965	3/29	Coral Gables, Fla.	W	6-5
1965	3/30	Coral Gables, Fla.	W	6-4
1965	3/31	Coral Gables, Fla.	W	6-3
1966	3/31	Coral Gables, Fla.	W	3-2
1966	4/1	Coral Gables, Fla.	W	5-4
1966	4/2	Coral Gables, Fla.	W	3-0
1967	3/30	Coral Gables, Fla.	W	1-0
1967	3/31	Coral Gables, Fla.	W	4-2
1968	3/29	Coral Gables, Fla.	W	5-1

Coral Gables: Miami leads, 20-5-1

WESTCHESTER STATE

MIAMI LEADS, 3-2

YEAR	DATE	SITE	W/L	SCORE
1975	3/30	Coral Gables, Fla.	L	6-14
1975	3/31	Coral Gables, Fla.	L	3-5
1976	3/12	Coral Gables, Fla.	W	4-3
1976	3/20	Coral Gables, Fla.	W	8-1
1978	3/23	Coral Gables, Fla.	W	5-2

Coral Gables: Miami leads, 3-2

WESTERN CAROLINA

MIAMI LEADS, 4-1

YEAR	DATE	SITE	W/L	SCORE
1986	5/23+	Coral Gables, Fla.	W	10-8
1993	5/28+	Baton Rouge, La.	L	5-10
1994	5/13	Coral Gables, Fla.	W	7-2
1994	5/14	Coral Gables, Fla.	W	8-2
1994	5/15	Coral Gables, Fla.	W	5-4

Coral Gables: Miami leads, 4-0

Neutral Site: Western Carolina leads, 1-0

WESTERN KENTUCKY

MIAMI LEADS, 1-0

YEAR	DATE	SITE	W/L	SCORE
1978	3/16	Coral Gables, Fla.	W	3-2

Coral Gables: Miami leads, 1-0

WESTERN MICHIGAN

MIAMI LEADS, 2-0-1

YEAR	DATE	SITE	W/L	SCORE
1968	3/25	Coral Gables, Fla.	W	3-1
1968	3/27	Coral Gables, Fla.	W	5-1
1968	3/28	Coral Gables, Fla.	T	6-6

Coral Gables: Miami leads, 2-0-1

WICHITA STATE

MIAMI LEADS, 6-3

YEAR	DATE	SITE	W/L	SCORE
1982	6/7#	Omaha, Neb.	W	4-3
1982	6/12#	Omaha, Neb.	W	9-3
1983	2/11	Coral Gables, Fla.	W	12-8
1983	2/14	Coral Gables, Fla.	L	3-5
1983	2/14	Coral Gables, Fla.	L	3-5
1984	5/17	Wichita, Kan.	L	7-8 (11)
1984	5/18	Wichita, Kan.	W	14-4
1984	5/19	Wichita, Kan.	W	5-4
1990	3/30	Minneapolis, Minn.	W	2-1

Coral Gables: Wichita State leads, 2-1

Wichita: Miami leads, 2-1

Neutral Site: Miami leads, 3-0

WILLIAM & MARY

MIAMI LEADS, 2-0

YEAR	DATE	SITE	W/L	SCORE
1969	4/4	Coral Gables, Fla.	W	3-1
1969	4/5	Coral Gables, Fla.	W	11-5

Coral Gables: Miami leads, 2-0

WILLIAM PATTERSON

MIAMI LEADS, 1-0

YEAR	DATE	SITE	W/L	SCORE
1982	3/21	Coral Gables, Fla.	W	17-7

Coral Gables: Miami leads, 1-0

WINTHROP

MIAMI LEADS, 4-2

YEAR	DATE	SITE	W/L	SCORE
1999	5/14	Coral Gables, Fla.	W	17-1
1999	5/15	Coral Gables, Fla.	W	9-2
1999	5/16	Coral Gables, Fla.	W	8-2
2006	2/3	Coral Gables, Fla.	W	16-4
2006	2/5	Coral Gables, Fla.	L	3-8
2006	2/5	Coral Gables, Fla.	L	3-4

Coral Gables: Miami leads, 4-2

WISCONSIN-MILWAUKEE

MIAMI LEADS, 3-1

YEAR	DATE	SITE	W/L	SCORE
2002	3/20	Coral Gables, Fla.	L	10-13
2013	2/22	Coral Gables, Fla.	W	6-1
2013	2/23	Coral Gables, Fla.	W	6-1
2013	2/24	Coral Gables, Fla.	W	7-6

Coral Gables: Miami leads, 3-1

ALL-TIME SERIES HISTORY

WRIGHT STATE

MIAMI LEADS, 8-1

YEAR	DATE	SITE	W/L	SCORE
2006	5/5	Coral Gables, Fla.	W	4-2
2006	5/6	Coral Gables, Fla.	W	14-1
2006	5/7	Coral Gables, Fla.	W	15-1
2007	5/4	Coral Gables, Fla.	W	3-2
2007	5/5	Coral Gables, Fla.	W	11-2
2007	5/6	Coral Gables, Fla.	W	13-5
2015	2/27	Coral Gables, Fla.	W	8-7
2015	2/28	Coral Gables, Fla.	W	4-3
2015	3/1	Coral Gables, Fla.	L	6-12

Coral Gables: Miami leads, 6-0

YALE

MIAMI LEADS, 7-3

YEAR	DATE	SITE	W/L	SCORE
1957	3/19	Coral Gables, Fla.	W	9-8
1957	3/20	Coral Gables, Fla.	W	8-5
1957	3/21	Coral Gables, Fla.	L	7-23
1959	3/23	Coral Gables, Fla.	W	4-1
1959	3/26	Coral Gables, Fla.	W	3-2
1959	3/28	Coral Gables, Fla.	W	6-2
1959	3/30	Coral Gables, Fla.	L	2-6 (10)
1959	3/30	Coral Gables, Fla.	L	3-4
1959	3/31	Coral Gables, Fla.	W	11-9
1992	3/22	Coral Gables, Fla.	W	12-3

Coral Gables: Miami leads, 7-3

MILITARY TEAMS

425th AIR FORCE

MIAMI LEADS, 1-0

YEAR	DATE	SITE	W/L	SCORE
1951	4/21	Coral Gables, Fla.	W	11-2

Coral Gables: Miami leads, 1-0

CHERRY POINT MARINES

MIAMI LEADS, 2-0

YEAR	DATE	SITE	W/L	SCORE
1949	4/26	Coral Gables, Fla.	W	10-2
1949	4/27	Coral Gables, Fla.	W	15-1

Coral Gables: Miami leads, 2-0

FT. BENNING INFANTRY

FT. BENNING INFANTRY LEADS, 1-0

YEAR	DATE	SITE	W/L	SCORE
1946	4/16	Ft. Benning, Ga.	L	0-7

Ft. Benning: Ft. Benning Infantry leads, 1-0

FT. BENNING PARA

MIAMI LEADS, 1-0

YEAR	DATE	SITE	W/L	SCORE
1946	4/16	Ft. Benning, Ga.	W	9-5

Ft. Benning: Miami leads, 1-0

MARITIME ACADEMY

MIAMI LEADS, 1-0

YEAR	DATE	SITE	W/L	SCORE
1953	3/1*		W	11-1

McDILL AFB

TIED, 1-1

YEAR	DATE	SITE	W/L	SCORE
1946	4/29	Coral Gables, Fla.	W	6-4
1946	4/30	Coral Gables, Fla.	L	11-13

Coral Gables: Tied, 1-1

OPA LOCKA MARINES

OPA LOCKA MARINES LEAD, 3-2

YEAR	DATE	SITE	W/L	SCORE
1953	4/11		L	6-7
1953	5/8		L	2-4
1953	5/9		L	6-10 (10)
1954	5/10		W	15-8
1954	5/11		W	8-1

PARRIS ISLAND MARINES

PARRIS ISLAND MARINES LEAD, 6-1-1

YEAR	DATE	SITE	W/L	SCORE
1951	3/27		L	0-2
1951	3/28		W	5-3
1952	3/31		L	2-6
1952	4/1		L	1-6
1953	4/6		T	12-12
1953	4/7		L	3-8
1954	3/29		L	0-10
1954	3/30		L	2-7

ALL-TIME SERIES HISTORY

PATRICK AFB

MIAMI LEADS, 10-2

YEAR	DATE	SITE	W/L	SCORE
1952	5/3	Coral Gables, Fla.	W	14-5
1953	3/16	Coral Gables, Fla.	W	13-1
1953	3/17	Coral Gables, Fla.	L	7-11
1953	3/20	Cocoa, Fla.	W	7-3
1953	3/21	Cocoa, Fla.	W	12-5
1954	5/2	Coral Gables, Fla.	L	0-7
1954	5/2	Coral Gables, Fla.	W	9-6
1954	5/3	Coral Gables, Fla.	W	3-2
1955	3/18	Coral Gables, Fla.	W	15-2
1955	3/19	Coral Gables, Fla.	W	15-2
1955	4/24	Cocoa, Fla.	W	8-0
1955	4/24	Cocoa, Fla.	W	4-0

Coral Gables: Miami leads, 6-2

Cocoa: Miami leads, 4-0

PINE CASTLE AFB

MIAMI LEADS, 3-0

YEAR	DATE	SITE	W/L	SCORE
1955	3/25	Orlando, Fla.	W	12-4
1955	4/6	Coral Gables, Fla.	W	10-0
1955	4/7	Coral Gables, Fla.	W	9-5

Coral Gables: Miami leads, 2-0

Orlando: Miami leads, 1-0

OLYMPIC TEAMS

ITALY

MIAMI LEADS, 2-0

YEAR	DATE	SITE	W/L	SCORE
1967	3/26*	Coral Gables, Fla.	W	11-0
1984	2/15*	Coral Gables, Fla.	W	10-0

Coral Gables: Miami leads, 2-0

PANAMA

MIAMI LEADS, 1-0

YEAR	DATE	SITE	W/L	SCORE
1986	4/5*	Minneapolis, Minn.	W	8-0

Neutral Site: Miami leads, 1-0

MAJOR LEAGUE TEAMS

ATLANTA BRAVES

ATLANTA BRAVES LEAD, 2-0

YEAR	DATE	SITE	W/L	SCORE
1983	3/13*	Coral Gables, Fla.	L	0-4
1984	3/20*	Coral Gables, Fla.	L	5-13

Coral Gables: Atlanta Braves lead, 2-0

BALTIMORE ORIOLES

BALTIMORE ORIOLES LEAD, 8-1

YEAR	DATE	SITE	W/L	SCORE
1976	4/5*	Coral Gables, Fla.	L	4-11
1977	3/31*	Coral Gables, Fla.	L	7-11
1979	4/1*	Coral Gables, Fla.	L	3-5
1980	3/13*	Coral Gables, Fla.	L	2-8
1981	4/6*	Coral Gables, Fla.	L	2-16
1982	3/10*	Coral Gables, Fla.	W	7-6
1983	3/31*	Coral Gables, Fla.	L	7-14
1984	3/13*	Coral Gables, Fla.	L	2-12
1989	3/14*	Coral Gables, Fla.	L	0-5

Coral Gables: Baltimore Orioles lead, 8-1

BROOKLYN DODGERS

BROOKLYN DODGERS LEAD, 1-0

YEAR	DATE	SITE	W/L	SCORE
1950	3/17*	Coral Gables, Fla.	L	0-2

Coral Gables: Brooklyn Dodgers lead, 1-0

BROOKLYN DODGERS 'B'

BROOKLYN DODGERS 'B' LEADS, 4-0

YEAR	DATE	SITE	W/L	SCORE
1951	3/16*		L	5-13
1951	3/17*		L	0-1
1952	3/11*		L	1-7
1952	3/24*		L	2-11

MIAMI MARLINS

MIAMI MARLINS LEAD, 10-2-1

YEAR	DATE	SITE	W/L	SCORE
1997	3/30*	Homestead, Fla.	L	1-2
1999	3/4*	Coral Gables, Fla.	L	3-12
2000	4/1*	Coral Gables, Fla.	L	6-12
2002	3/6*	Coral Gables, Fla.	T	5-5 (3)
2003	2/27*	Jupiter, Fla.	L	1-5
2004	3/3*	Jupiter, Fla.	L	6-7
2005	3/1*	Jupiter, Fla.	W	9-7
2006	3/1*	Jupiter, Fla.	L	8-9

ALL-TIME SERIES HISTORY

YEAR	DATE	SITE	W/L	SCORE
2008	2/26*	Jupiter, Fla.	L	2-7
2010	3/3*	Jupiter, Fla.	L	3-19
2011	2/27*	Jupiter, Fla.	W	9-8
2012	3/6*	Miami, Fla.	L	6-7
2014	2/26*	Jupiter, Fla.	L	2-5
2015	3/3*	Jupiter, Fla.	L	1-7
2016	3/1*	Jupiter, Fla.	L	1-5

Coral Gables: Miami Marlins lead, 2-0-1

Jupiter: Miami Marlins lead, 6-2

Neutral Site: Miami Marlins lead, 2-0

MONTREAL EXPOS

MONTREAL EXPOS LEAD, 3-0

YEAR	DATE	SITE	W/L	SCORE
1978	4/5*	Coral Gables, Fla.	L	
1982	3/23*	West Palm Beach, Fla.	L	4-12
1982	3/30*	Coral Gables, Fla.	L	0-7

Coral Gables: Montreal Expos lead, 2-0

West Palm Beach: Montreal Expos lead, 1-0

TAMPA BAY DEVIL RAYS

TAMPA BAY DEVIL RAYS LEAD, 1-0

YEAR	DATE	SITE	W/L	SCORE
1999	3/3*	Tampa Bay, Fla.	L	0-5

Tampa Bay: Tampa Bay Devil Rays lead, 1-0

PROFESSIONAL TEAMS (3-5)

ATLANTA CRACKERS

ATLANTA CRACKERS LEAD, 1-0

YEAR	DATE	SITE	W/L	SCORE
1953	3/8*		L	0-6

CORAL GABLES SUN SOX

CORAL GABLES SUN SOX LEADS, 1-0

YEAR	DATE	SITE	W/L	SCORE
1952	3/22*	Vero Beach	L	3-6

Neutral Site: Coral Gables Sun Sox leads, 1-0

FT. LAUDERDALE BRAVES

FT. LAUDERDALE BRAVES LEAD, 1-0

YEAR	DATE	SITE	W/L	SCORE
1950	3/18*	Coral Gables, Fla.	L	1-2

Coral Gables: Ft. Lauderdale Braves lead, 1-0

MIAMI BEACH FLAMINGOS

TIED, 1-1

YEAR	DATE	SITE	W/L	SCORE
1950	3/22*	Coral Gables, Fla.	W	3-2
1951	4/3*	Miami, Fla.	L	2-8

Coral Gables: Miami leads, 1-0

Miami: Miami Beach Flamingos lead, 1-0

MIAMI MARLINS

MIAMI LEADS, 2-0

YEAR	DATE	SITE	W/L	SCORE
1982	4/6*	Coral Gables, Fla.	W	15-6
1982	4/7*	Coral Gables, Fla.	W	6-3

Coral Gables: Miami leads, 2-0

MIAMI SUN SOX

MIAMI SUN SOX LEADS, 2-0

YEAR	DATE	SITE	W/L	SCORE
1950	3/30*	Coral Gables, Fla.	L	0-5

Coral Gables: Miami Sun Sox leads, 1-0

KEY

% - ACC Tournament

+ - NCAA Regional

\$ - NCAA Super Regional

- College World Series

* - Exhibition

NCAA TOURNAMENT HISTORY

YEAR	REGIONAL SITE (RECORD)	SUPER REGIONAL OPPONENT (RECORD)	CWS RECORD	FINISH	COACH	NOTES
1971	Gastonia, N.C. (1-2)	—	—	—	Ron Fraser	First postseason appearances
1973	Starkville, Miss. (3-2)	—	—	—	Ron Fraser	Began 41-year postseason streak
1974	Starkville, Miss. (4-1)	—	3-2	2nd	Ron Fraser	First of 23 CWS appearances
1975	Starkville, Miss. (2-2)	—	—	—	Ron Fraser	Third of 14-year streak w/40+ wins
1976	Arlington, Texas (1-2)	—	—	—	Ron Fraser	Fifth straight non-FL Regional (10 total)
1977	Coral Gables, Fla. (3-2)	—	—	—	Ron Fraser	First time hosting an NCAA Regional
1978	Coral Gables, Fla. (4-1)	—	2-2	T-3rd	Ron Fraser	Began five-year streak of CWS trips
1979	Coral Gables, Fla. (3-0)	—	0-2	Outside Top 4	Ron Fraser	Second of four-year streak > 800 W%
1980	Coral Gables, Fla. (3-0)	—	2-2	4th	Ron Fraser	Third of six-year streak w/50+Ws
1981	Coral Gables, Fla. (4-0)	—	1-2	Outside Top 4	Ron Fraser	First 60+ win season (UM record .859)
1982	Coral Gables, Fla. (3-0)	—	5-0	CHAMPION	Ron Fraser	First championship; Danny Smith MOP
1983	Tallahassee, Fla. (2-2)	—	—	—	Ron Fraser	Ended 13-game Regional winning streak
1984	Tallahassee, Fla. (4-1)	—	1-2	Outside Top 4	Ron Fraser	Began three-year streak of CWS trips
1985	Coral Gables, Fla. (3-1)	—	5-1	CHAMPION	Ron Fraser	Second championship; Greg Ellena MOP
1986	Coral Gables, Fla. (4-0)	—	3-2	3rd	Ron Fraser	Eighth time in nine years w/50+ wins
1987	Tallahassee, Fla. (0-2)	—	—	—	Ron Fraser	First time going winless in postseason
1988	Coral Gables, Fla. (4-0)	—	1-2	Outside Top 4	Ron Fraser	First of 16 of 18 year stretch <20 Ls
1989	Gainesville, Fla. (4-1)	—	1-2	Outside Top 4	Ron Fraser	First Gainesville Regional (four total)
1990	Coral Gables, Fla. (3-2)	—	—	—	Ron Fraser	Sixth of 11 all-time .800+ W% seasons
1991	Fresno, Calif. (1-2)	—	—	—	Ron Fraser	Ended 14-year streak w/Regional in Fla.
1992	Coral Gables, Fla. (4-1)	—	2-2	T-3rd	Ron Fraser	Only lost seven games in regular season
1993	Baton Rouge, La. (0-2)	—	—	—	Brad Kelley	Only time from '88-'01 under 40 wins
1994	Coral Gables, Fla. (4-0)	—	1-2	Outside Top 4	Jim Morris	Began six-year streak of CWS trips
1995	Coral Gables, Fla. (4-1)	—	2-2	T-3rd	Jim Morris	Both CWS losses to USC (finished 2nd)
1996	Austin, Texas (4-1)	—	3-1	2nd	Jim Morris	Pat Burrell CWS MOP/nonwinning team
1997	Coral Gables, Fla. (5-1)	—	2-2	T-3rd	Jim Morris	Only time with five wins in Regional
1998	Coral Gables, Fla. (4-1)	—	1-2	Outside Top 4	Jim Morris	Third of four-year streak w/50+ wins
1999	Coral Gables, Fla. (3-0)	vs. Wake Forest (2-0)	4-0	CHAMPION	Jim Morris	Third championship; Beat FSU in final
2000	Coral Gables, Fla. (3-0)	@ Florida State (1-2)	—	—	Jim Morris	UM grad Bertman won fifth title w/LSU
2001	Coral Gables, Fla. (3-0)	vs. Clemson (2-0)	4-0	CHAMPION	Jim Morris	Fourth championship; C. Jimerson MOP
2002	Gainesville, Fla. (3-1)	@ South Carolina (1-2)	—	—	Jim Morris	Ended 14-game Regional winning streak
2003	Coral Gables, Fla. (3-1)	vs. NC State (2-0)	1-2	Outside Top 4	Jim Morris	Both CWS losses to Texas (won title)
2004	Coral Gables, Fla. (3-0)	vs. Florida (2-0)	1-2	Outside Top 4	Jim Morris	Topped LSU in opener but lost next two games
2005	Coral Gables, Fla. (3-0)	@ Nebraska (0-2)	—	—	Jim Morris	First time swept in Super Regional
2006	Lincoln, Neb. (3-0)	@ Mississippi (2-1)	1-2	Outside Top 4	Jim Morris	Won opener vs. OSU, who won championship
2007	Columbia, Mo. (1-2)	—	—	—	Jim Morris	Ended 10-game Regional winning streak
2008	Coral Gables, Fla. (3-0)	vs. Arizona (2-1)	1-2	Outside Top 4	Jim Morris	Only lost eight games in regular season
2009	Gainesville, Fla. (2-2)	—	—	—	Jim Morris	First of three straight eliminated by UF
2010	Coral Gables, Fla. (3-1)	@ Florida (0-2)	—	—	Jim Morris	90-91 last time two straight w/o CWS
2011	Gainesville, Fla. (2-2)	—	—	—	Jim Morris	Regional hosted by CWS runner-up UF
2012	Coral Gables, Fla. (0-2)	—	—	—	Jim Morris	Hosted CWS contender #4 seed SBU
2013	Louisville, Ky. (1-2)	—	—	—	Jim Morris	Traveled to future ACC member UofL
2014	Coral Gables, Fla. (3-2)	—	—	—	Jim Morris	Won ACC Reg. Season Championship
2015	Coral Gables, Fla. (3-1)	vs. VCU (2-0)	1-2	Outside Top 4	Jim Morris	First CWS appearance since 2008
2016	Coral Gables, Fla. (3-0)	vs. Boston College (2-1)	0-2	Outside Top 4	Jim Morris	2nd straight CWS trip for first time since 03/04

NCAA TOURNAMENT RECORD BREAKDOWN

BY ROUND

	W	L	PCT
Regional	126	46	.733
Super Regional	18	11	.621
College World Series	48	42	.533

BY REGIONAL SITE

	W	L	PCT
Arlington, Texas	1	2	.333
Austin, Texas	4	1	.800
Baton Rouge, La.	0	2	.000
Columbia, Mo.	1	2	.333
Coral Gables, Fla.	88	17	.838
Fresno, Calif.	1	2	.333
Gainesville, Fla.	11	6	.647
Gastonia, N.C.	1	2	.333
Lincoln, Neb.	3	0	1.000
Louisville, Ky.	1	2	.333
Starkville, Miss.	9	5	.643
Tallahassee, Fla.	6	5	.545

BY SUPER REGIONAL SITE

	W	L	PCT
Coral Gables, Fla.	14	2	.875
Columbia, S.C.	1	2	.333
Gainesville, Fla.	0	2	.000
Lincoln, Neb.	0	2	.000
Oxford, Miss.	2	1	.667
Tallahassee, Fla.	1	2	.333

BY COACH

	W	L	PCT
Ron Fraser	86	45	.656
Brad Kelley	0	2	.000
Jim Morris	104	52	.667

COLLEGE BASEBALL HALL OF FAME

RON FRASER

COLLEGE BASEBALL HALL OF FAME INDUCTEE (2006)

HEAD COACH (1963-1992)

"The Wizard of College Baseball." In a career spanning 30 years, the Nutley, N.J., native won just about everything, including NCAA national titles in 1982 and 1985. He left the coaching ranks as second winningest all-time coach with a 1,271-438-9 (.747) record. His UM teams set a NCAA record with 20 consecutive playoff appearances. His career at Miami spanned more three decades, with eight trips to the College World Series. A 26-time coach of the year, he is a member of five halls of fame. Ron Fraser's uniform No. 1 was retired on April 24, 1993.

It was Fraser's knack for marketing and promotion that drew the masses and earned him the nickname "The Wizard of College Baseball." Miami players were wearing white shoes and colored gloves before Charlie Finley. Perhaps Fraser's biggest extravaganza was the baseball fundraiser dubbed "A Night With Ron Fraser" on Feb. 16, 1977, a \$5,000-a-plate gourmet dinner on the infield. Five-star chefs served a 10-course dinner of caviar, Alaskan king crab legs and pheasant under glass. A harpist in a white tuxedo played on the mound and violinists strolled among the tables. Fraser's expertise extended worldwide. On the international front, his crowning glory was becoming the first Team USA coach when baseball was a medal sport at the 1992 Summer Games.




SKIP BERTMAN

COLLEGE BASEBALL HALL OF FAME INDUCTEE (2006)

ASSISTANT COACH (1976-1983)

After a standout career as an assistant coach for eight seasons with the University of Miami, Skip Bertman guided LSU to five NCAA baseball titles (1991, '93, '96, '97, 2000), seven SEC championships and a record of 870-330-3 (.724) in 18 seasons (1984-2001). He was named National Coach of the Year six times, and his teams drew huge crowds to venerable Alex Box Stadium, as LSU led the nation in attendance in each of his final six seasons (1996-2001).

Bertman also served as head coach of the 1996 U.S. Olympic team that captured the bronze medal in Atlanta. He was inducted into the American Baseball Coaches Association Hall of Fame in January 2003. He earned his B.A. in health and physical education from Miami in 1961 and received his master's degree from UM in 1964.



NEAL HEATON

COLLEGE BASEBALL HALL OF FAME INDUCTEE (2008)

PITCHER (1979-81)

Neal Heaton, nicknamed "The Heater" during his time with the Hurricanes, holds almost all of Miami's pitching records, including victories in a season (18) and career (42) and strikeouts in a game (23), season (172) and career (381). In three years, Heaton was twice named an All-American, by ABCA in 1980 and by consensus in 1981 and in 1981 was drafted by the Cleveland Indians.

Heaton is the first Hurricane to play in a big league all-star game and was inducted into the UM Hall of Fame in 1992.



COLLEGE BASEBALL HALL OF FAME

ALEX FERNANDEZ

COLLEGE BASEBALL HALL OF FAME INDUCTEE (2014)

PITCHER (1989)

Alex Fernandez was named Freshman of the Year and a first-team All-American in 1989, where he won 15 games with a 2.01 ERA and 177 strikeouts in 147 innings.

Fernandez threw the first no-hitter by a freshman in program history on March 18, and four days later recorded a 15-strikeout game against rival Florida. His eight complete games in 1989 rank eighth-most for a single-season by any Hurricanes pitcher all-time, while his 177 strikeouts rank second-most for a single season.

Fernandez went on to play at Miami-Dade College before declaring for the 1990 MLB Draft. He was the fourth overall pick that season, and went on to 10-year professional career.

He was a key player on a Florida Marlins team that won the 1997 World Series.



MIKE FIORE

COLLEGE BASEBALL HALL OF FAME INDUCTEE (2014)


OUTFIELDER (1985-1988)

A four-year UM starter, Fiore rewrote the Hurricanes record books by setting 12 UM batting marks, including hits (341), runs (258), doubles (63), runs batted in (235) and total bases (506).

Fiore earned Freshman All-American honors in leading Miami to the 1985 NCAA crown and was a consensus All-American as a senior. He is the only Dick Howser Trophy winner in program history, having earned the honor in 1987 after leading the Hurricanes to an appearance in the College World Series in Omaha, Neb.

Fiore also played on the 1988 gold-medal winning USA Olympic team.

Fiore completed his business degree on time in 1988, and following that season, was drafted and signed by the St. Louis Cardinals. For five seasons, he served as Associate Director and General Manager for USA Baseball.



NATIONAL AWARD WINNERS

ZACK COLLINS

2016 JOHNNY BENCH AWARD

Zack Collins, who was selected by the Chicago White Sox in the first round of the 2016 Major League Baseball First-Year Player Draft in early June, became the first University of Miami representative to win the Johnny Bench Award when he was named the winner at a banquet in Wichita, Kansas on June 30, 2016.

Collins beat out finalists Logan Ice (Oregon State) and Keith Skinner (North Florida) for the honor.

The Pembroke Pines, Fla., native, who earned first-team All-America honors from Baseball America, D1Baseball, NCBWA, Perfect Game and Rawlings, delivered a dominant final season swinging the bat and behind the plate in 2016.

Collins batted .363, leading Miami with 16 home runs and 59 RBI to go along with a nation-leading total of 78 walks. He reached base at a .544 clip, the second-highest in the country, and recorded a team-high .668 slugging percentage.

A back-to-back All-ACC First-Team selection, Collins started 62 of a possible 64 games the year he won the Johnny Bench, including 59 starts behind the plate. He made just four errors as a key member of a Miami defense that tied for first nationally with a .983 fielding percentage.

Collins, who signed a professional contract with the White Sox as the No. 10 overall pick, ended the season ranked third among active players in career home runs (42), third in career RBI (183) and first in career walks (177).

In Collins' three seasons with the Hurricanes, Miami won two ACC regular season championships (2014, 2016) and three straight ACC Coastal Division titles (2014-16), and made two trips to the College World Series (2015, 2016).

BRYAN GARCIA

2016 STOPPER OF THE YEAR AWARD

University of Miami closer Bryan Garcia was named the 2016 Stopper of the Year on June 18, 2016, by the National Collegiate Baseball Writers Association (NCBWA) at TD Ameritrade Park

Omaha, becoming the first Hurricane hurler to receive the award.

Garcia was named a semifinalist for the Dick Howser Trophy and earned first-team All-American honors from the NCBWA and third-team All-Atlantic Coast Conference honors while helping Miami earn the ACC regular-season championship and the No. 3 national seed in the NCAA postseason.

A sixth-round pick of the Detroit Tigers, the righthander had 18 saves, second in the nation, and a 2-0 record with a 1.95 ERA in 37 innings over 34 appearances during his award-winning junior season. Garcia allowed 25 hits and 17 walks while striking out 54 batters, holding opponents to a .184 batting average.

The Miami native established the school's career saves record on May 26, 2016 at the ACC Championship against NC State with his 40th save and collected three more saves during the NCAA postseason, bringing his Miami-leading total to 43 for his career.

PAT BURRELL

1998 GOLDEN SPIKES AWARD

Miami's baseball program has seen many great players, but none came to Mark Light Stadium with more expectations, or accomplished more than Pat Burrell. The 1995 California Coaches Player of the Year at San Jose's Bellarmine Prep School, Burrell was selected with the 43rd overall pick in the 1995 MLB Draft by the Boston Red Sox, but chose Miami over professional baseball. Hurricane fans are grateful he did.

Nicknamed "Pat the Bat", his 1996 season was one of the best in college baseball history. He hit a home run in his first game in the Orange & Green, and tallied five home runs in his first six games. He became the first freshman in NCAA history to lead the nation in hitting with a .484 batting average. He totaled 23 home runs and 64 RBI, as the Canes advanced to the Championship Game of the College World Series, where he became only the third player ever to win the CWS MVP award on a team that did not win the title. He was named a first-team All-American by Collegiate Baseball and Baseball America.

NATIONAL AWARD WINNERS

The third baseman followed his impressive debut season with 21 home runs, 76 RBI and a .409 average in 1997, once again winning All-American honors. He toured with Team USA, hitting 12 homers in 34 games and was named Summer Player of the Year by Baseball America. In 1998, Burrell missed 38 games due to a back injury, but still compiled 17 HR's with 47 RBI with a .432 average, leading the Canes to the CWS for the third straight year. His .886 career slugging percentage ranks second all-time in NCAA history, and his .442 career batting average is seventh all-time, both school records. In the Miami record books, Burrell ranks second in career home runs (61), second in total bases (465), tied for seventh in RBI (187), and sixth in walks (170).

The Philadelphia Phillies made Pat the No. 1 overall pick in the 1998 Major League Baseball draft. He joined the big league club in 2000, finishing fourth in Rookie of the Year balloting. He was co-winner of the 2005 Mike Schmidt Phillies MVP Award. In 2007, he joined Schmidt and Bobby Abreu as the only Phillies players in history to hit 20 homers in seven consecutive seasons.

In 2002, he established "Burrell's Buddies", providing tickets to youth groups that show outstanding character. Pat and his wife, the former Michelle Fonseca, were married November, 10, 2007 in California.

MIKE FIORE

1987 DICK HOWSER TROPHY

A four-year UM starter, Mike Fiore was a member of the 1988 gold medal-winning USA team. The gritty outfielder rewrote the Hurricanes' record book by setting 12 UM batting marks, including hits (341), runs (258), doubles (63), runs batted in (235) and total bases (506).

Fiore earned Freshman All-American honors in leading Miami to the 1985 NCAA crown and was a consensus All-American as a senior. Fiore completed his business degree on time in 1988, and following that season, was drafted and signed by the St. Louis Cardinals. For five seasons, he was the the Associate Director and General Manager for USA Baseball.

ORLANDO GONZALEZ

1974 LEFTY GOMEZ PLATE AWARD

The first University of Miami player ever to have his jersey retired (No. 20), Orlando Gonzalez has gone down in the UM annuals as the team's best all-around first baseman. A .300 hitter out of Dade South Community College, Gonzalez hit .338 and stole 34 bases in his first season with the Canes. He followed that performance with a banner senior season. He slugged his way to a .402 average and stole a then-NCAA record 62 bases. His aggressive style at the plate and on the base paths led the Hurricanes to their first-ever College World Series, where Miami finished second to Southern Cal., who that year won its fifth consecutive CWS title.

Following that College World Series which saw "Big O" drive in seven runs with his seven hits, he became the first recipient of the annual Lefty Gomez Plate Award as the outstanding player in collegiate baseball. He was named to the College World Series all tournament team and as an All American selection by Sporting News and the NCAA coaches as well.

Although not a power hitter--as a lefty shooting against long right field fences he hit but two homers in 1973 and one in 1974-- Gonzalez did have the tools of a fine baseball player. He combined overall hitting with great speed and quickness. He also was adept with the glove. He was a part of most of UM's 68 double plays-- a UM record for that time in twin killings Gonzalez was drafted by the Cleveland Indians following his two-year stint at UM. It was with the Philadelphia Phillies and the Oakland Athletics, though, that he played at the major league level.

ALL-AMERICANS

AACBC

AM. ASSOC. COLLEGE COACHES - 1ST TEAM

1974	Orlando Gonzalez, 1B Stan Jakubowski, P
1975	Wayne Krenchicki, SS
1976	Gavin Long, P
1977	Rick Montoni, OF
1980	Neal Heaton, P
1981	Neal Heaton, P

ABCA / RAWLINGS

ABCA / RAWLINGS - 1ST TEAM

1969	Larry Pyle, OF
1974	Orlando Gonzalez, 1B
1980	Neal Heaton, P
1981	Neal Heaton, P
1986	Rick Raether, OF
1988	Mike Fiore, OF
1992	Jeff Alkire, P
1994	Danny Graves, P
1996	Pat Burrell, 3B
1997	Pat Burrell, 3B
1998	Alex Santos, P
2010	Yasmani Grandal, C
2015	David Thompson, 3B
2016	Zack Collins, C

ABCA / RAWLINGS - 2ND TEAM

2005	Ryan Braun, 3B Cesar Carrillo, P
2009	Kyle Bellamy, P
2016	Michael Mediavilla, P

ABCA / RAWLINGS - 3RD TEAM

2013	Bryan Radziewski, P
2014	Chris Diaz, P
2015	Zack Collins, C

BASEBALL AMERICA

BASEBALL AMERICA - 1ST TEAM

1981	Neal Heaton, P
1985	Rick Raether, P
1986	Rick Raether, P
1988	Mike Fiore, OF
1989	Alex Fernandez, P
1990	Oscar Munoz, P
1992	Jeff Alkire, P
1994	Danny Graves, P
1996	Pat Burrell, 3B
1997	Pat Burrell, DH
1998	Aubrey Huff, 3B Alex Santos, P
2005	Ryan Braun, DH
2008	Yonder Alonso, DH
2009	Kyle Bellamy, P
2010	Yasmani Grandal, C
2015	David Thompson, 3B
2016	Zack Collins, C

BASEBALL AMERICA - 2ND TEAM

1982	Danny Smith, P
1996	Robbie Morrison, P
2005	Cesar Carrillo, P
2007	Yonder Alonso, 1B
2008	Chris Hernandez, P
2008	Blake Tekotte, OF
2008	Jemile Weeks, 2B

BASEBALL AMERICA - 3RD TEAM

1996	Rudy Gomez, 2B
1997	Robbie Morrison, P
1998	Bobby Hill, SS
1998	Pat Burrell, DH
1998	Robbie Morrison, P
1999	Bobby Hill, SS

ALL-AMERICANS

2004	Cesar Carrillo, P
2015	George Iskenderian, 2B

COLLEGIATE BASEBALL

COLLEGIATE BASEBALL - 1ST TEAM

1992	Jeff Alkire, P
1994	Danny Graves, P
1995	Jay Tessmer, P
1996	Pat Burrell, 3B
	Robbie Morrison, P
1997	Pat Burrell, 3B
2008	Yonder Alonso, DH
2008	Chris Hernandez, P
2008	Jemile Weeks, 2B
2010	Yasmani Grandal, C
2014	Chris Diaz, P
2015	David Thompson, 3B

COLLEGIATE BASEBALL - 2ND TEAM

1989	Joe Grahe, P
1992	Charles Johnson, C
1998	Alex Santos, P
1998	Aubrey Huff, DH
1999	Michael Neu, RP
2000	David Gil, P
2001	Javy Rodriguez, SS
2004	Cesar Carrillo, P
2005	Ryan Braun, 3B
	Cesar Carrillo, P
2009	Kyle Bellamy, P
2013	Bryan Radziewski, P

COLLEGIATE BASEBALL - 3RD TEAM

1993	Dave Berg, 2B
1995	Kenny Henderson, P
1996	J.D. Arteaga, P
1997	Robbie Morrison, RP

1998	Robbie Morrison, RP
1999	Alex Santos, P
2000	Kevin Howard, 3B
2004	Jim Burt, 1B
2005	Jon Jay, OF
2007	Yonder Alonso, 1B
2010	Chris Hernandez, P

BASEBALL WEEKLY

BASEBALL WEEKLY - 1ST TEAM

1998	Alex Santos, P
------	----------------

NCBWA SUPER TEAM

1994	Danny Graves, P
	Luis Hernandez, 2B
1995	Jay Tessmer, P
1996	J.D. Arteaga, P
	Pat Burrell, 3B
1997	J.D. Arteaga, P
	Pat Burrell, 3B
1998	Pat Burrell, 3B
	Bobby Hill, SS
	Aubrey Huff, 1B
	Alex Santos, P
1999	Bobby Hill, SS

NCBWA

NCBWA - 1ST TEAM

2005	Cesar Carrillo, P
2008	Yonder Alonso, DH
2008	Jemile Weeks, 2B
2009	Kyle Bellamy, RP
2015	George Iskenderian, 2B
2015	David Thompson, 3B
2016	Zack Collins, C
	Bryan Garcia, P

ALL-AMERICANS

NCBWA - 2ND TEAM

2005	Ryan Braun, 3B
2008	Chris Hernandez, P
2013	Bryan Radziewski, P

NCBWA - 3RD TEAM

2008	Carlos Gutierrez, RP
2014	Bryan Garcia, RP

SPORTING NEWS

1974	Orlando Gonzalez, 1B
1978	Augie Ruiz, P
1980	Ross Jones, SS
1981	Neal Heaton, P
1992	Jeff Alkire, P
1994	Danny Graves, P
1997	Pat Burrell, 3B
1998	Aubrey Huff, DH
	Alex Santos, P

	Alex Santos, P
2005	Ryan Braun, 3B
	Cesar Carrillo, P
2006	Eddy Rodriguez, C
2010	Yasmani Grandal, C
	Chris Hernandez, P
2013	Chris Diaz, P
	Bryan Radziewski, P
2014	Chris Diaz, P
	Dale Carey, OF
2015	Zack Collins, C
	David Thompson, 3B
	George Iskenderian, 2B
2016	Zack Collins, C
	Michael Mediavilla, P
	Johnny Ruiz, 2B
	Brandon Lopez, SS
	Bryan Garcia, P

ABCA ALL-ATLANTIC REGION

1984	Darren Mandel, DH
1986	Rick Raether, P
1987	Mike Fiore, OF
1988	Mike Fiore, OF
1989	Alex Fernandez, P
	Joe Grahe, P
1990	Oscar Munoz, P
1992	Jeff Alkire, P
1994	Danny Graves, P
1997	J.D. Arteaga, P
	Pat Burrell, 3B
1998	Pat Burrell, 3B
	Bobby Hill, SS
	Aubrey Huff, 1B
	Jason Michaels, OF

RETIRED NUMBERS

#1 RON FRASER

HEAD COACH

"The Wizard of College Baseball." In a career spanning 30 years, the Nutley, N.J. native won just about everything, including NCAA national titles in 1982 and 1985. He left the coaching ranks as second-winningest all-time coach with a 1,271-438-9 (.747) record. His UM teams set a NCAA record with 20 consecutive playoff appearances. Fraser's expertise extended worldwide as well.

He got his coaching start with the Netherlands that spawned three European Championships. Fraser guided the 1973 United States team that won the world title. In 1987, he led the USA to three upsets of Cuba and ultimately a Silver Medal at the Pan American Games. On the international front, his crowning glory was becoming the first Team USA coach when baseball was a medal sport at the 1992 Summer Games. A 26-time coach of the year, he is a member of 10 halls of fame, including the first class inducted into the College Baseball Foundation Hall of Fame in 2006. Ron Fraser's uniform No. 1 was retired on April 24, 1993.

#5 DOUG SHIELDS

OUTFIELD

In a stellar four-year career, Shields set a high standard for UM centerfielders for years to come. The Tampa, Fla., native set seven offensive records while leading the Hurricanes to the school's first national title in 1982.

Shields is UM's career leader in games played with 284 and ranks second in career at bats with 871. He ranks third in runs scored (238) and hits (271), and is 10th in career RBI with 165. After graduating with a degree in marketing, Shields was signed by the Montreal Expos. However, a knee injury short circuited his pro aspirations. In 1988, Shields was one of 11 founders of the UM's Hall of Fame Locker room in the varsity clubhouse.

#11 PAT BURRELL

THIRD BASE

Pat Burrell is the only player in the history of University of Miami baseball to win the coveted Golden Spikes Award. He finished his UM career with the best batting average in school history, hitting .442 over his three-year career and first in slugging percentage at .886. Burrell finished

second in career home runs with 61, second in total bases with 465, fifth in RBI with 187 and fourth in walks with 170.

His 1996 freshman campaign was one of the greatest seasons in college baseball history, hitting .484 with 23 home runs and 64 RBI on a team that finished runner-up for the national title. Burrell's sophomore season saw him finish with 21 home runs and a .409 average to go along with 76 RBI. He became Miami's first No. 1 overall pick in the Major League Draft in June of 1998 after hitting .432 with 17 home runs and 47 RBI in an injury-filled junior season

#12 MIKE FIORE

OUTFIELDER

A four-year UM starter, Mike Fiore was a member of the 1988 gold medal-winning USA team. The gritty outfielder rewrote the Hurricanes' record book by setting 12 UM batting marks, including hits (341), runs (258), doubles (63), runs batted in (235) and total bases (506).

Fiore earned Freshman All-American honors in leading Miami to the 1985 NCAA crown and was a consensus All-American as a senior. He is also Miami's only Dick Howser Trophy winner, earning the honor in 1987 after leading UM to the College World Series in Omaha, Neb. Fiore completed his business degree on time in 1988, and following that season, was drafted and signed by the St. Louis Cardinals. For five seasons, he was the the Associate Director and General Manager for USA Baseball.

#15 SKIP BERTMAN

CATCHER/ASST COACH

The first Hurricane baseball coach to have his number retired is best known for taking raw talent and transforming it into wins for Miami and a professional prospect. Bertman served as an assistant under Ron Fraser from 1975-83. He was then named the Head Coach at Louisiana State where he quickly turned that program into a national powerhouse. He played for UM as a catcher and outfielder from 1958-60.

Bertman was also the head coach of the 1996 United States Olympic Baseball Team and is a member of the University of Miami Sports Hall of Fame. Bertman joined Fraser as an inaugural

RETIRED NUMBERS

inductee into the College Baseball Foundation Hall of Fame in 2006.

#20 ORLANDO GONZALEZ

FIRST BASE

Orlando Gonzalez's aggressive style of play at the plate and on the base paths led the Hurricanes to their first College World Series berth in 1974, a runner-up finish to Southern California. Gonzalez was named to the all-tournament team for his efforts at the CWS.

He won the 1974 Lefty Gomez Plate as the Outstanding Player in College Baseball as well as All-America honors by The Sporting News and the NCAA Coaches Association. He hit .338 with 38 stolen bases as a junior and .402 and 62 swipes as a senior in 1974. Drafted by Cleveland, he saw major league action with the Indians, A's and Phillies.

#23 CHARLES JOHNSON

CATCHER

Charles Johnson was a three-year letterman for the Hurricanes from 1990-92 and a first-team All-American by The Sporting News in his final season. He currently is listed in the record book in three offensive categories: triples in a season (first, 9), triples in a career (fifth, 12) and home runs in a career (ninth, 38).

Additionally, Johnson led the team in home runs in all three seasons in Coral Gables, as well as RBI in 1992. He was drafted by the Florida Marlins in the first round after his junior season in 1992 and enjoyed a MLB career that spanned 12 seasons.

#25 RANDY GUERRA

FIRST BASE / PITCHER

"Dandy Randy" was "Mister Do-It-All for UM", excelling on the mound and at bat from 1976 to 1979. He won 20 games as a hurler, but was best known as a long-ball hitting first baseman. Guerra finished his career in Coral Gables eighth on the career games played list with 238 appearances.

Guerra's consistency also landed him fifth on the career at bats chart with 839. During his four-year career, Guerra flashed excellent skills at the plate, finishing sixth in Miami history with 252 hits. He also finished tied for ninth with 50 career doubles and tied for seventh with 39 career home runs. Maybe the most impressive statistic of Guerra's

career was his 427 career total bases, which ranks third in Hurricane history, and 234 RBI, which ranks second.

#26 NEAL HEATON

PITCHER

Neal "The Heater" Heaton holds many of UM's pitching records, including victories in a season with 18 and strikeouts in a game with 23. He is second in career wins with 42, third in strikeouts in a season with 172 and third in career strikeouts 381.

In three years, 1979-81, Heaton was twice named an All-American and in 1981 was selected by the Cleveland Indians and made the parent club after just one year in the minors. Heaton was the first Hurricane to play in a big league all-star game.

#29 STAN JAKUBOWSKI

PITCHER

In 1974, as a 19-year-old sophomore, the right hander posted a 16-3 record and dazzling 1.46 ERA while being named to the AABCA All-America and All-College World Series teams. At the CWS, Jakubowski hurled a nine-hit complete game over Harvard in the Hurricanes' first CWS game ever. Miami finished runner-up to USC in their first College World Series.

Jakubowski finished his Miami career with a 40-14 record, 27 complete games, 432 innings pitched and 1.81 ERA. His 27 complete games is still a Miami school record. He was also a member of the 1974 United States team which won the World Amateur Championship under Ron Fraser.

#33 J.D. ARTEAGA

PITCHER/ASST COACH

J.D. Arteaga established himself as one of the greatest pitchers to ever take the mound at Mark Light Field. During his four-year career, Arteaga set school records for career starts (72) and victories (43). He is second all-time in innings pitched (458.1) and fifth in career strikeouts (343).

Arteaga ranks second in all-time College World Series starts, leading the Hurricanes to four appearances in Omaha. Arteaga was a 28th-round draft choice of the Mets in the 1997 MLB Draft. He retired in March of 2003 from professional baseball to become the pitching coach at his alma mater.

ALL-TIME #PROCANES BY TEAM

ARIZONA DIAMONDBACKS

PLAYER	POS	YEARS
Jorge Fabregas	C	1998
Chris Herrmann	C/OF	2016-17
Peter O'Brien	OF	2015-16

ATLANTA BRAVES

PLAYER	POS	YEARS
Brian Barton	OF	2009
Jorge Fabregas	C	1999

BALTIMORE ORIOLES

PLAYER	POS	YEARS
Aubrey Huff	3B	2007-09
Charles Johnson	C	1999-2000
Wayne Krenchicki	3B	1979-81
Mike Pagliarulo	3B	1993
Danny Valencia	3B/OF	2013
Jemile Weeks	2B	2013

BOSTON RED SOX

PLAYER	POS	YEARS
Alex Cora	2B	2005-08
Chris Howard	P	1994

CHICAGO CUBS

PLAYER	POS	YEARS
Bobby Hill	2B	2002-03
Jon Jay	OF	2017

CHICAGO WHITE SOX

PLAYER	POS	YEARS
Jorge Fabregas	C	1997
Alex Fernandez	P	1990-96
Chris Howard	P	1993
Charles Johnson	C	2003-04
Nelson Santovenia	C	1992
Blake Tekotte	OF	2013

CINCINNATI REDS

PLAYER	POS	YEARS
Yonder Alonso	1B/OF	2010-11
Danny Graves	P	1997-2005
Wayne Krenchicki	3B	1982-85
Greg Vaughn	OF	1999

CLEVELAND INDIANS

PLAYER	POS	YEARS
Mike Armstrong	P	1987
Alex Cora	2B	2005
Orlando Gonzalez	1B	1976
Danny Graves	P	1996-97, 2006
Neal Heaton	P	1982-86
Jason Michaels	OF	2006-07
Chris Perez	P	2009-13

COLORADO ROCKIES

PLAYER	POS	YEARS
Joe Grahe	P	1995
Charles Johnson	C	2003-04
Greg Vaughn	OF	2003

DETROIT TIGERS

PLAYER	POS	YEARS
Aubrey Huff	3B	2009
Kurt Knudsen	P	1992-94
Wayne Krenchicki	3B	1983

HOUSTON ASTROS

PLAYER	POS	YEARS
Buddy Harris	P	1970-71
Charlton Jimerson	OF	2005-06
Jason Michaels	OF	2009-11
Orlando Palmeiro	OF	2004-07

KANSAS CITY ROYALS

PLAYER	POS	YEARS
Mike Armstrong	P	1982-83
Jorge Fabregas	C	2000
Neal Heaton	P	1992
Ross Jones	SS	1987
Danny Rios	P	1998
Nelson Santovenia	C	1993
Danny Valencia	3B/OF	2014
Tony Vila	P	1978

LOS ANGELES ANGELS OF ANAHEIM

PLAYER	POS	YEARS
Jorge Fabregas	C	1994-97, '01-02
Joe Grahe	P	1990-94
Ryan Jackson	INF	2015
Orlando Palmeiro	OF	1994-2002

LOS ANGELES DODGERS

PLAYER	POS	YEARS
Alex Cora	2B	1998-2004
Charles Johnson	C	1998
Mike Metcalfe	OF	1998, 2000
Mike Piazza	C	1992-98
F.P. Santangelo	OF	2000
Yasmani Grandal	C	2015-17

MIAMI MARLINS

PLAYER	POS	YEARS
Dave Berg	SS	1998-2001
Jorge Fabregas	C	1999
Alex Fernandez	P	1997-2000
Charles Johnson	C	1994-98, '01-02
Mike Piazza	C	1998
Gaby Sanchez	1B	2008-12

MILWAUKEE BREWERS

PLAYER	POS	YEARS
Ryan Braun	3B/OF	2007-17
Gus Gandarillas	P	2001
Neal Heaton	P	1992
Greg Vaughn	OF	1989-96

MINNESOTA TWINS

PLAYER	POS	YEARS
Neal Heaton	P	1986
Chris Herrmann	C/OF	2012-15
Oscar Munoz	P	1995
Mike Pagliarulo	3B	1992-93

ALL-TIME #PROCANES BY TEAM

NEW YORK METS

PLAYER	POS	YEARS
Alex Cora	2B	2009-10
Jorge Fabregas	C	1998
Danny Graves	P	2005
Ross Jones	SS	1984
Mike Piazza	C	1998-2005

NEW YORK YANKEES

PLAYER	POS	YEARS
Mike Armstrong	P	1984-86
Neal Heaton	P	1993
Mike Pagliarulo	3B	1984-89
Danny Rios	P	1997
Wade Taylor	P	1991
Jay Tessmer	P	1998-2002

OAKLAND ATHLETICS

PLAYER	POS	YEARS
Yonder Alonso	1B	2016-17
Warren Bogle	P	1968
Orlando Gonzalez	1B	1980
F.P. Santangelo	OF	2001
Danny Valencia	3B/OF/1B	2015-16
Jemile Weeks	2B	2011-13

PHILADELPHIA PHILLIES

PLAYER	POS	YEARS
Pat Burrell	OF	2000-08
Orlando Gonzalez	1B	1978
Joe Grahe	P	1999
Ryan Karp	P	1995, 1997
Jason Michaels	OF	2001-05

PITTSBURGH PIRATES

PLAYER	POS	YEARS
Neal Heaton	P	1989-91
Bobby Hill	2B	2003-05
Jason Michaels	OF	2008
Gaby Sanchez	1B	2012-14

SAN DIEGO PADRES

PLAYER	POS	YEARS
Yonder Alonso	1B/OF	2012-13
Mike Armstrong	P	1980-81
Cesar Carrillo	P	2009
Yasmani Grandal	C	2012-13
Jon Jay	OF	2016
Mike Pagliarulo	3B	1989-90
Mike Piazza	C	2006
Eddy Rodriguez	C	2012
Blake Tekotte	OF	2011-12
Greg Vaughn	OF	1996-98
Jemile Weeks	2B	2016

SAN FRANCISCO GIANTS

PLAYER	POS	YEARS
Pat Burrell	OF	2010-11
Aubrey Huff	3B	2010-12
F.P. Santangelo	OF	1999

SEATTLE MARINERS

PLAYER	POS	YEARS
Charlton Jimerson	OF	2007-08
Ross Jones	SS	1986
Jim Maler	1B	1981-83
Danny Valencia	3B/1B/OF	2017

ST. LOUIS CARDINALS

PLAYER	POS	YEARS
Brian Barton	OF	2008
John Fulgham	P	1979-80
Ryan Jackson	2B	2012-13
Jon Jay	OF	2010-15
Chris Perez	P	2008-09

TAMPA BAY RAYS

PLAYER	POS	YEARS
Pat Burrell	OF	2009-10
Aubrey Huff	3B	2000-06
Charles Johnson	C	2005
Greg Vaughn	OF	2000-02

TEXAS RANGERS

PLAYER	POS	YEARS
Alex Cora	2B	2010
Chris Howard	P	1995

TORONTO BLUE JAYS

PLAYER	POS	YEARS
Dave Berg	SS	2002-04

WASHINGTON NATIONALS

PLAYER	POS	YEARS
Neal Heaton	P	1987-88
Wayne Krenchicki	3B	1986
F.P. Santangelo	OF	1995-98
Nelson Santovenia	C	1987-91

ALL-TIME MLB DRAFT PICKS

PRE-DRAFT ERA (through 1964)

YEAR	RD	PICK	NAME	TEAM
1956	—	—	Tommy Adams	Phillies
1959	—	—	Ed Harrison	Indians
1962	—	—	Larry Wilson	Athletics
1963	—	—	Ernie Yaroshuk	Phillies
1964	—	—	Elmer Harris	White Sox
	—	—	Bobby Ward	Cubs

JUNE DRAFT (1964-current)

YEAR	RD	PICK	NAME	TEAM
1965	34	632	Bob Biletnikoff	Athletics
1966	6	102	*Warren Bogle*	Athletics
1968	—	FA	John Danchick	Red Sox
	—	FA	Dick Stureman	Mets
1969	7	153	George Maduro	Yankees
	25	576	Thom Lehman	Astros
1970	—	FA	Tony Barletta	Dodgers
1971	24	559	Terry Brown	Giants
	—	FA	Tom Borzecki	Giants
1972	—	FA	Ferris French	Red Sox
1973	—	FA	Bob Bartlett	Mets
	—	FA	Ralph Edwards	Tigers
	—	FA	Rick Patrylo	Cubs
	—	FA	Wally Pontiff	Rangers
1974	18	408	*Orlando Gonzalez	Indians
	35	662	Rick Reichle	Orioles
	—	FA	Benny Castillo	Expos
	—	FA	Manly Trujillo	Indians
1975	—	FA	Jerry Brust	Angels
	—	FA	Rick D'Innocenzio	Giants
	—	FA	Tom Holliday	Pirates
1976	12	280	Pat Callahan*	Yankees
	28	623	Rick Montoni*	Braves
	—	FA	Stan Jakubowski	Pirates
	—	FA	Bill Malpas	Reds
1977	8	205	Pat Callahan	Yankees
	14	263	Rick Montoni	White Sox
	—	FA	Gavin Long	Brewers
1978	3	73	Augie Ruiz	Dodgers
	19	485	Howard Shapiro*	Rangers
	21	522	Randy Guerra*	Brewers
	25	602	Humberto Acosta	Brewers
	—	FA	Kevin Ruffler	Astros
	—	FA	*Tony Vila	Royals
1979	11	261	Mark Batten	Mariners
	13	333	Ron Batten	Royals
	14	363	Randy Guerra	Yankees
	19	482	Alfredo Rodriguez	Padres
	37	841	Howie Shapiro	Cubs
	—	FA	Erol Akchurin	Yankees
	—	FA	*Tony Brewer	Yankees
	—	FA	George Persandi	Twins
	—	FA	Wes Robbins	Yankees
1980	1	9	*Ross Jones	Dodgers
	9	234	Matt Tyner	Orioles
	14	258	Bob Bastian	Angels
	18	460	Jeff Morrison*	Tigers
	24	603	Matt Minium	Indians
	—	FA	Dave Bisceglia	Reds
	—	FA	Paul Hundhammer	Red Sox
1981	1	26	Frank Casto	Padres

YEAR	RD	PICK	NAME	TEAM
1981	2	39	*Neal Heaton	Indians
	6	154	*Mike Pagliarulo	Yankees
	8	193	Brian Silvas	Indians
	13	324	Tom Gil	Pirates
	14	362	Mike Browning	Yankees
	19	472	Jeff Morrison	Tigers
	—	FA	Rob Biagini	Giants
	—	FA	Alex DeJesus	Expos
1982	18	458	Mike Kasprzak	Astros
	24	611	Sam Sorce	Rangers
	—	FA	Eddie Escobano	Athletics
	—	FA	Mickey Williams	Giants
1983	8	202	Dave Eichorn	Dodgers
	10	238	Danny Smith	Reds
	10	243	Bill Wrona	Mariners
	16	397	Orlando Artilles	Athletics
	20	519	Phil Lane*	Brewers
	25	620	Calvin James*	Cubs
	28	688	Camilo Pascual	Athletics
	—	FA	Pat Griffin	Tigers
	—	FA	Steve Lusby	Angels
	—	FA	Mike Sanicola	Yankees
	—	FA	Mitch Seoane	Yankees
	—	FA	Javier Velazquez	Dodgers
1984	2	38	Frank Russo	Pirates
	2	52	Rob Souza	Tigers
	6	149	Clarke Lange	Astros
	16	414	Phil Lane	Yankees
	21	543	Darren Mandel	Yankees
	29	702	Doug Shields	Expos
1985	8	210	Don Rowland	Tigers
	13	326	Calvin James	Astros
	13	340	Alain Patenaude	Tigers
	18	459	Rick Raether*	Angels
	30	760	Kevin Sheary*	Cardinals
	—	FA	Jon Leake	Brewers
	—	FA	Willie Martinez	Orioles
1986	6	137	Rick Raether	Rangers
	13	317	Dan Davies	Indians
	25	628	Kevin Sheary	Mariners
	—	FA	*Chris Howard	Yankees
	—	FA	Gus Meizoso	Rangers
	—	FA	Kevin Ryan	Dodgers
1987	22	573	Chris Lee	Astros
	—	FA	Mike Gibbons	Expos
	—	FA	*Wade Taylor	Yankees
1988	5	125	*Joe Grahe*	Athletics
	9	239	*Kurt Knudson	Tigers
	15	392	Mike Fiore	Cardinals
	26	669	Jorge Robles	Mariners
	28	715	Frank Dominguez	Twins
	30	779	Will Vespe	Twins
	53	1291	Doug DeKock	Expos
	62	1390	Mike Piazza*	Dodgers
	—	FA	Steffen Majer	Cardinals
1989	2	39	*Joe Grahe	Angels
	20	512	F.P. Santangelo	Expos
	26	664	Joe Trujillo	Cardinals
1990	60	1418	Rey Noriega	Yankees
	—	FA	Henry Hernandez	Cardinals
	—	FA	Mike Hinde	Twins
	—	FA	Will Vespe	Indians
	—	FA	Larry Walker	Yankees
1990	1	4	*Alex Fernandez	White Sox
	4	133	Oscar Muñoz	Indians
	26	697	Shawn Purdy*	Athletics

YEAR	RD	PICK	NAME	TEAM
1990	—	FA	Juan Flores	Brewers
	—	FA	Chris Hirsch	Expos
1991	1	34	*Jorge Fabregas	Angels
	16	429	Shawn Purdy	Angels
	22	570	*Ryan Karp (FIU)	Braves
	33	871	*Orlando Palmeiro	Angels
	39	1014	Maurice Crum	Brewers
	—	FA	Scott Lucas	Brewers
	—	FA	Mike Tosar	Mets
1992	1	28	*Charles Johnson	Marlins
	3	94	Gus Gandarillas	Twins
	5	139	Jeff Alkire	Cardinals
	9	242	*Ryan Karp (FIU)	Yankees
	17	469	Jonathan Smith	Mets
	—	FA	Chris Anderson	Angels
	—	FA	Kevin DiGiacomo	Indians
	—	FA	Gino DiMare	Red Sox
	—	FA	Frank Mora	Mets
1993	8	214	Jose Prado	Dodgers
	10	272	Silvio Censale	Phillies
	38	1079	*Dave Berg	Marlins
	44	1238	Chad Rupp	Twins
	—	FA	Danny Rios	Yankees
	—	FA	Rick Ellstrom	Padres
1994	2	55	Kenny Henderson*	Expos
	3	76	*Mike Metcalfe	Dodgers
	4	101	*Danny Graves	Indians
	10	278	Bruce Thompson*	Cardinals
	15	425	Sean Duncan	White Sox
	21	569	Alex Miranda	Athletics
	21	581	Eric Morgan	Mariners
	33	904	Luis Hernandez	Mets
	45	1238	Walter Owens	Indians
1995	5	117	Kenny Henderson	Padres
	11	284	Danny Buxbaum	Angels
	12	327	Bruce Thompson	Giants
	13	341	Rick Gama	Padres
	19	534	*Jay Tessmer	Yankees
	30	838	Jason Adge	Indians
	31	866	Ricky Gonzalez	Indians
	36	1002	Adam Finnieston	Royals
	42	1176	Pete Demorejon	White Sox
	46	1283	Denis Pujals*	Yankees
1996	3	88	*Alex Cora	Dodgers
	6	158	Jim Gargiulo	Cardinals
	9	274	Denis Pujals	Devil Rays
	10	299	Rudy Gomez	Yankees
	17	514	Michael DeCelle	Devil Rays
	18	537	Alan Westfall	Mariners
	28	825	T.R. Marcinczyk	Athletics
	37	1088	Clint Weib	Cardinals
	43	1271	Eddie Rivero	Phillies
	43	1272	Kenard Lang*	White Sox
	45	1319	Tim Moore	Tigers
	54	1515	J.D. Artega*	Pirates
	50	1595	Ryan Grimmer*	Mariners
1997	7	234	Eddy Reyes	Devil Rays
	15	464	*Jason Michaels*	Cardinals
1997	16	504	Laz Gutierrez*	Devil Rays
	18	535	Ryan Grimmer	Tigers
	22	655	Mandy Jacomino	Tigers
	26	780	J.D. Artega	Mets
	44	1301	Brad Brewer	Angels
	—	FA	Mike Lopez-Cao	Devil Rays
1998	1	1	*Pat Burrell	Phillies

ALL-TIME MLB DRAFT PICKS

YEAR	RD	PICK	NAME	TEAM	YEAR	RD	PICK	NAME	TEAM
1998	2	47	Robbie Morrison	Royals	2007	30	921	Danny Gil	Astros
	3	96	Alex Santos*	Dodgers		34	1024	Enrique Garcia*	Cubs
	4	104	*Jason Michaels	Phillies		—	FA	Roger Tomas	Tigers
	5	162	*Aubrey Huff	Devil Rays	2008	1	7	*Yonder Alonso	Reds
	8	248	Todd Ozias	Giants		1	12	*Jemile Weeks	Athletics
	13	387	Laz Gutierrez	Tigers		1	27	Carlos Gutierrez	Twins
	—	FA	German Alvarez	Braves		2	66	Dennis Raben	Mariners
1999	2	66	*Bobby Hill*	White Sox		3	101	*Blake Tekotte	Padres
	3	96	Russ Jacobson	Phillies		4	129	Mark Sobolewski	Blue Jays
	4	115	Alex Santos	Devil Rays		24	719	Enrique Garcia	Reds
	7	216	David Gil*	Phillies		26	786	Adrian Severino	Twins
	29	878	Michael Neu	Reds	2009	5	144	Jason Hagerty	Padres
	—	FA	Darryl Roque	Expos		5	159	*Ryan Jackson	Cardinals
	—	FA	Brian Seever	Angels		5	163	Kyle Bellamy	White Sox
2000	2	43	*Bobby Hill	Cubs		6	192	*Chris Herrmann	Twins
	3	93	David Gil	Reds		20	620	Eric Erickson*	Cubs
	14	416	Manny Crespo	Mariners		28	841	Dave DiNatale	Rockies
	40	1200	Mark Walker	Giants		36	1073	John Housley	Mariners
	44	1314	Kevin Brown*	Red Sox		37	1122	David Gutierrez*	Twins
2001	2	54	Mike Rodriguez	Astros		46	1400	Glenn Cook (football)	Cubs
	4	121	Chris Sheffield	Blue Jays	2010	1	12	*Yasmani Grandal	Reds
	4	132	Brian Walker	Mets		7	233	Chris Hernandez	Red Sox
	5	146	*Charlton Jimerson	Astros		18	555	David Gutierrez	Twins
	7	207	Tom Farmer	Tigers		29	881	Scott Lawson	Rays
	11	330	Marcus Nettles	Padres		30	919	Iden Nazario	Cardinals
	16	488	Mike DiRosa	DBacks	2011	2	90	Harold Martinez	Phillies
	17	507	Dan Smith	Tigers		3	98	Zeke DeVoss	Cubs
	19	585	Kevin Brown	Braves		8	260	Daniel Miranda	Cardinals
	28	831	Troy Roberson*	Rangers		16	500	Travis Miller	Cardinals
	37	1112	Kris Clute	Marlins		17	513	Nathan Melendres	Mariners
	—	FA	Greg Lovelady	Marlins	2012	2	94	Peter O'Brien	Yankees
	—	FA	Alex Prendes	Red Sox		7	238	E.J. Encinosa	Giants
2002	5	135	Kevin Howard	Reds		8	264	Stephen Perez	Nationals
	5	144	Javy Rodriguez	Angels		20	611	Steven Ewing	Mariners
	11	322	Kiki Bengochea	Rangers		34	1057	Eric Erickson	Yankees
	15	457	Matt Dryer	Giants		—	FA	Rony Rodriguez	Cubs
	21	632	T.J. Prunty	Twins		—	FA	Cade Kreuter	Padres
	23	692	Danny Matienzo	Twins	2013	21	619	Eric Nedeljkovic	Rockies
	47	1394	Troy Roberson	Mets		29	867	Chantz Mack	Mariners
2003	35	1040	Jim Burt*	Blue Jays		29	875	Bryan Radziewski*	Cardinals
2004	2	54	Erick San Pedro	Expos		38	1130	Javi Salas*	Twins
	10	299	Adam Ricks	White Sox		—	FA	Alex San Juan	Rockies
	19	554	Jim Burt	Mets	2014	2	57	Andrew Suarez*	Nationals
	26	771	J.D. Cockcroft	Rangers		5	163	Chris Diaz	Braves
	38	1133	Richard Giannotti	Angels		7	214	Dale Carey	Nationals
	40	1207	Danny Figueroa*	Athletics		9	256	Bryan Radziewski	Astros
	—	FA	*Brian Barton	Indians		10	296	Javi Salas	Brewers
2005	1	5	*Ryan Braun	Brewers		21	629	Tyler Palmer	Angels
	1	18	Cesar Carrillo	Padres		40	1186	Alex Hernandez	Astros
	4	126	*Gaby Sanchez	Marlins	2015	2	61	Andrew Suarez	Giants
	9	273	Paco Figueroa	Orioles		4	119	David Thompson	Mets
	10	305	Chiqui Chirino	White Sox		7	211	George Iskenderian	Brewers
	23	685	Brendan Katin	Brewers		14	432	Garrett Kennedy	Dodgers
	24	711	Vince Bongiovanni	DBacks		16	485	Ricky Eusebio	Mariners
	34	1022	Brandon Camardese	Reds	2016	1	10	Zack Collins	White Sox
	43	1289	Danny Figueroa	Orioles		6	170	Willie Abreu	Rockies
	—	FA	Dan Touchet	Rangers		6	175	Bryan Garcia	Tigers
2006	1	42	*Chris Perez	Cardinals		10	303	Brandon Lopez	Twins
	2	74	*Jon Jay	Cardinals		14	447	Danny Garcia	Mariners
	4	111	Ricky Orta	Mariners		18	545	Jacob Heyward	Giants
	8	233	Tommy Giles	Dodgers		28	847	Johnny Ruiz*	Astros
	19	576	*Danny Valencia	Twins	2017	12	349	Carl Chester	Rays
	20	594	*Eddy Rodriguez	Reds		24	716	Jesse Lepore	Rockies
	23	678	*Scott Maine*	Rockies					
2007	6	193	*Scott Maine	DBacks					
	8	271	Manny Miguelez	Tigers					

ALL-TIME BASEBALL LETTERMEN

A

Abrams, Sam	2011, 2013-15
Abreu, Willie	2014-16
Acosta, Humberto	1977-78
Adams, Tommy	1953-56
Adams, Larry	1948
Addison, Brent	1986
Adge, Jason	1995
Adler, Jim	1951
Akchurin, Erol	1977-78
Albir, Marcelo	2003-04, 06
Alfonso, Gus	1998
Alfonso, Raudel	2005-2006
Alonso, Yonder	2006-2008
Allen, Jon	2004
Alkire, Jeff	1989-92
Alvarez, Bob	1952-53
Alvarez, German	1997-98
Alvarez, Ryan	2016
Amditis, Michael	2017
Anderson, Chris	1988, 90-92
Archer, John	1961-62
Armstrong, Mike	1973
Arrieta, Fadul	1992-93
Arteaga, J.D.	1994-97
Artiles, Orlando	1982-83

B

Baldoni, Fred	1947-50
Baldor, Nico	2017
Bargfeldt, Jeb	2017
Barkett, Matt	2002-03
Barletta, Tony	1969-70
Barnes, George	1964
Barquin, Tony	1980-81
Barr, Christopher	2013, 2015-17
Barrett, Pat	1970-71
Bartell, John	1958-60
Bartlett, Bob	1971-73
Bastian, Bob	1980
Barton, Brian	2003-04
Bartow, Frankie	2016-17
Batista, Randy	2016-17
Battaglia, Tom	1971
Battaglia, Vince	1970-71
Batten, Mark	1976-79
Batter, Ron	1978-79
Bauer, Mark	1983
Baxter, Tom	1974
Beal, Stuart	1954
Beasley, Sean	1996
Beauprez, Derik	2014-Present

Beckman, Witt	1972-75
Beer, Irv	1953
Beish, Greg	1971
Bellamy, Kyle	2007-09
Bengochea, Kiki	2000-02
Benoit, Jerry	1951-53
Berg, Dave	1992-93
Berry, Steve	1973
Berry, Red	1959-61
Berryman, Dick	1947-48
Bertani, Fred	1963-65
Berthelot, Eric	1993
Bertman, Skip	1958-60
Best, Gary	1992
Biagini, Rob	1980-81
Biletnikoff, Bob	1965
Bisceglia, Dave	1980
Alex Blanco	2002-04
Ted Blackman	2009-10
Blank, Jerry	1946
Blanton, Ed	1946
Blanton, Jack V.	1946
Boden, Eddie	1948-49
Bogle, Warren	1966-67
Boguszewski, Hank	1973
Bongiovanni, Vince	2002-05
Bonofiglio, Mario	1954
Booth, Dean	1960-61
Borgese, Jeff	1989
Borowicz, Ray	1971
Borzecki, Tom	1968-71
Bossory, John	1963-65
Brady, John	1962-65
Brande, Luis	1975-76
Brannan, Ryan	1994-95
Braun, Ryan	2003-05
Bravo, Eddie	1968-69
Brenan, Mike	1958-59
Breslof, Steve	1974-75
Brewer, Tony	1978-79
Brewer, Bob	1957-59
Brewer, Brad	1997
Briggi, Danny	2015
Broad, Michael	2010-13
Brooks, Walt	1979
Brown, Clint	1992
Brown, Kevin	1998-01
Brown, Tom	1967
Brown, Terry	1970-72
Browning, Mike	1981
Bruce, Wayne	1973
Bruckner, Dan	1987-88
Brust, Jerry	1974-75
Buchowski, Barry	2016-17

Bundrick, Brian	1996
Burmester, Lou	1980
Burnett,*	1946
Burns, Michael	2017
Burrell, Bill	1950-51
Burrell, Pat	1996-98
Burt, Jim	2001-2004
Burton, Tim	1996
Bush, Todd	1990-91
Buxbaum, Danny	1994-95

C

Cabezas, Andrew	2016-17
Callahan, Pat	1976-77
Cameron, Rusty	1970
Campbell, Whitey	1947-50
Camardese, Brandon	2002-05
Canevari, Dan	1979
Cannizzaro, Frank	1996
Carapella, Al	1949-50
Carey, Dale	2011-14
Carr, Dave	1982-83
Carrillo, Cesar	2004-05
Cartaya, Oscar	1997
Carter, Dick	1951-52
Carter, Kevin	1983-84
Cash, Charlie	1984
Casoria, Len	1955-56
Castillo, Benny	1971-74
Castro, Frank	1979-81
Catalino,*	1963
Caudle, Jim	1953, 57
Censale, Silvio	1991-93
Chaney, Joe	1977
Channell, Ryan	1999
Chefas, John	1963
Chester, Carl	2015-17
Chirino, Chiqui	2003-04
Cianchini, Elliot	1989-90
Clark, Jim	1947
Clark, Al	1984
Clute, Kris	1998-01
Cockroft, J.D.	2001-04
Cohn, Andrew	2001-04
Colasanti, Art	1966
Coleman, Greg	1990-93
Collazo, Lazaro	1985
Collins, John	1965-66
Collins, Zack	2014-16
Conley, Jeff	1982
Connell, Jerry	1953
Contreras, Ed	1957-59
Cooper, Rob	1993

ALL-TIME BASEBALL LETTERMEN

Cora, Alex 1994-96
Cortina, Bucky 1948-50, 52
Crespo, Manny 1998-00
Crocitto, Peter 2015-16
Crosta, Jim 1973-75
Crow, Dean 1992
Crum, Maurice 1990-91
Cucuzza, John 1973
Cuervo, Bernie 1993

D

D'Innocenzio, Rick 1974-75
Danchik, John 1966-68
Dangel, Al 1958-60
Davies, Dan 1983-86
Davison, James 2017
Day, Steve 1990-91
Deardorff, Lou 1951-52
DeBold, Luke 1999-02
DeBold, Rusty 1985-86
DeCelle, Michael 1996
Deem, Cliff 1967-69
Dehlinger, Rick 1978
DeJesus, Alex 1978-81
DeKock, Doug 1987-88
DeKreon, Bob 1955
Del Giudice, Rick 1977-80
Del Rio, Ted 1951-52
Deliz, Chico 1960-62
DeMola, Oscar 1975
Dermigny, Sam 1946
Desmond, Bill 1948-50
DeVoss, Zeke 2010-11
Diaz, Carlos 2014
Diaz, Chris 2012-2014
Diaz, Rick 1978-79
Diaz, Sebastian 2014-15
Diaz, Walter 2005
Diego, Kevin 2007
DiGiacomo, Kevin 1990-92
DiFalco, Joe 1972-73
DiGiammarino, Larry 1960
DiMare, Gino 1989-92
DiMare, Richard 1962
DiNatale, Dave 2007-09
Dini, Greg 2002-03
DiRosa, Mike 1999-01
Dixon, Ryan 2002-03
Dollar, Toby 1994
Dominguez, Frank 1985-88
Donahue, Karl 1950-52
Dorish, Dave 1991-92
Dryer, Matt 1999-01

Duarte, Lou 1979
Duffin, Tom 1986
Dulom, Kirk 1986-87, 89
Duncan, Sean 1994
Dunkle, Sheldon 1956-58
Dyshuk, Pete 1951

E

Eccleston,* 1963
Edwards, Ralph 1973
Egnatuk, Wally 1980
Eich, Gene 1964
Eich, Dennis 1962-64
Eichhorn, Dave 1983
Ellena, Greg 1983-86
Ellison, Ernie 1949
Ellstrom, Rick 1992-93
Encinosa, E.J. 2010-12
Epstein, Daniel 2016-17
Erickson, Eric 2007-08, 10, 12
Erickson, Greg 1990
Erwin, Mat 1994
Escribano, Eddie 1979-80, 82
Esquivel, Lale 1997, 99-00
Estrada, Bobby 1979
Eusebio, Ricky 2013-2015
Ewing, Steven 2010-12

F

Fabregas, Jorge 1989-91
Fahy, Thomas 1961
Fanaro, Carl 1963
Farrell, Jon 1990
Farmer, Tom 1998-01
Fauci, Steve 1985
Feeney, Patrick 2005
Feldman, Richard 1976-77
Feldman, Robert 1976-77
Ferguson, Dave 1980
Ferguson, John 1947
Fernandez, Alex 1989
Fernandez, Alexander 2012-13
Ferrara, Tony 1949-51
Fieger, Brad 2011-2014
Fieler, Ralph 1949
Figuerola, Danny 2002-05
Figuerola, Paco 2002-05
Finnieston, Adam 1995
Fiore, Mike 1985-88
Fischer, Ed 1974
Fitch, Bob 1963

Fitzgerald, Mike 1964-65
Fleizach, Frank 1998
Flick, Vaughn 1973-75
Flores, Juan 1989-90
Floyd, Rick 1973-74
Flynn, Bobby 1972-75
Fordyce, Larry 1967-68
Foster, Harvey 1962-64
Franantonio, Frank 1948
Frear, Fred 1954
Freitas, Nick 2006-2007
French, Ferris 1968-70
Frese, Roger 1957
Frey, Eric 1974
Fuko, Dean 1971-73
Fulghan, John 1975

G

Gale, Dino 1976, 79
Gali, Brandon 2017
Gallagher, Terry 1977-81
Gallo, Hadrian 1984
Gama, Rick 1993-95
Gandarillas, Gus 1992
Gankofskie, Rich 1977
Garabedian, Alex 2005
Garcia, Bryan 2014-16
Garcia, Danny 2014-16
Garcia, Enrique 2007-2008
Gargiulo, Jim 1994-96
Garrigus, Carl 1953-55
Garvey, Ed 1968-70
Gawenda, Chris 2006, 08
George, Bobby 1970-71
Geroty, Dick 1946-49
Ghaul, Harry 1946-47
Giacoboni, Dom 1956-58
Gianini, Jim 1969
Giannotti, Richard 2002-04
Gibbons, Mike 1986-87
Gifford, Ron 1972-83
Gil, Danny 2004-07
Gil, David 1997-00
Gil, Tom 1981
Giles, Tommy 2006
Gill, Rob 1976-77
Gironda, Frank 1951
Golding, Rob 1957
Gomez, Joe 2016-17
Gomez, Rudy 1994-96
Gomez, Tito 1966-68
Gonsalves, Lou 1950-51
Gonzalez, Dorian 1994-96

ALL-TIME BASEBALL LETTERMEN

Gonzalez, Orlando	1973-74	Herrera, Jace	2013
Gonzalez, Ricky	1995	Herrmann, Chris	2009
Gonzalez, Roger	2013	Heyman, Grant	2013
Gonzalez, Romy	2016-17	Heyward, Jacob	2014-16
Goodwin, Jim	1967	Hill, Bobby	1997-99
Graham, Norman	1959-61	Hinkle, Claude	1972
Grahe, Joe	1987-89	Hinde, Mike	1989
Grandal, Yasmani	2008-10	Hines, Wayne	1962-65
Grandinette, Frank	2013	Hirsch, Chris	1988-90
Graves, Danny	1992-94	Hoelker, Chad	1992-95
Green, Toby	1963-65	Hoff, Eddie	1995-96
Green, Joel	1969-71	Hogan, Bill	1976
Grey, William	1962-65	Hogden, *	1949
Griffen, Pat	1983	Holka, Doug	1969-72
Grimmett, Ryan	1994-97	Holliday, Tom	1974-75
Grundy, Jerad	2010	Honiotes, Andy	2015
Guerra, Randy	1976-79	Hooft, Joey	2002-04
Guerra, Rene	2008-09	Horgen, David	1957-59
Guerra, Ryan	2016-17	Housey, John	2007-2009
Gullette, Leigh	1976-80	Howard, Chris	1986
Gutierrez, Carlos	2005-08	Howard, Kevin	2000-02
Gutierrez, David	2007-10	Howell, Greg	1997-00
Gutierrez, Laz	1996-98	Huguet, George	2001-04
Guttman, Maury	1958	Huff, Aubrey	1997-98
		Hughes, Bobby	1959-61
		Hundhammer, Paul	1979-80

H

Hacker, T.J.	2003
Hagerty, Jason	2007-09
Hambleton, Denny	1947-50
Hammond, Cooper	2014-17
Hammonds, Paul	1975-76
Hand, Frank	1948-50, 52
Hansen, Russ	1977
Hansen, Thomas	1962
Harris, Elmer	1962-64
Harrison, Ed	1956-58
Hart, Chris	1984-85
Hattis, Bill	1974-75
Hearn, H.C.	1956-57
Heaton, Neal	1979-81
Heaton, Scott	1982
Heffer, Larry	1961-62
Heiser, Rick	1986
Helmer, Robert	2004
Helmstetter, Chuck	1968-70
Henderson, Kenny	1992-95
Herman, Dave	1971-72
Hernandez, Alex	2013-2014
Hernandez, Bob	1987-88
Hernandez, Chris	2008-10
Hernandez, Ernie	1976
Hernandez, Henry	1987-89
Hernandez, Luis	1991-94

I

Incardona, Joe	1972
Iskenderian, George	2015

J

Jackson, Ryan	2007-09
Jacobsen, Chris	1993
Jacobson, Russ	1997-99
Jacomino, Mandy	1997
Jakubowski, Stan	1973-76
James, Calvin	1981-85
James, Harvey	1946
Jay, Jon	2004-06
Jezek, Laddie	1967-69
Jimerson, Charlton	1998-01
Johnson, Charles	1990-92
Johnston, J.B.	1953
Jones, Rick	1965-67
Jones, Ross	1979-80
Jordan, Bert	1981
Joseph, Pete	1988

K

Kahn, *	1967
Kahn, Gary	1971
Kairis, Ed	1946-48
Kamalsky, Matt	1998-99
Kampf, Fred	1967-68
Karp, Ryan	1991
Kasprzak, Mike	1981-82
Katin, Brendan	2004-05
Kaufman, Teddy	2007
Kavanaugh, Dan	1960-62
Kazan, Marty	1952-53
Keller, Chuck	1979
Kelly, Charles	1947
Kennedy, Garrett	2012-2015
Kichefski, Bob	1952-53
Kirkpatrick, Norm	1981
Kish, Dave	1961-63
Kissell, Larry	1947-48
Kissner, Albie	1976
Knight, Terry	1966
Knigheten, Willie	1984
Knott, Dave	1974-77
Knowles, Greg	1988-91
Knowles, Dale	1984
Knudsen, Kurt	1988
Koronis, Alex	2007-08
Kosek, Rick	1984-85
Kossak, Vince	2012-13
Kostopolis, Andy	1954
Kotzen, Frank	1960-62
Kouchalokos, Pete	1946-47
Kowalski, Ed	1953
Krenchicki, Wayne	1973-75
Kreuter, Cade	2012-13
Kruijs, Eddie	1982-84
Krull, Joe	1946
Kutner, Mike	1978-81

L

Landis, David	1959
Lane, Andrew	2003-2006
Lane, Phil	1982-84
Lange, Clarke	1984
Larkin, Mike	1969-72
Larsen, Al	1956
Larson, Forrest	1972
Lawroski, John	2013-2014
Lawson, Scott	2009-10
Leake, Jon	1984-85
Leary, Jack	1951

ALL-TIME BASEBALL LETTERMEN

Lee, Chris	1986-87	Martaniuk, Henry	1954
Leehive, Dennis	1966	Martin, Jim	1952-53
Lehman, Thom	1967-69	Martinelli, Ron	1989
LePore, Babe	1948-50	Martinez, Harold	2009-11
Lepore, Jesse	2015-17	Martinez, Javier	1974
Lerner, Steve	1975, 77	Martinez, Willie	1984-85
Leve, Chuck	1968-70	Matienzo, Danny	2000-02
Levin, Andrew	1961	Mastrolonardo, David	1996
Levy, Harold	2008	Matthews, Jack	1954-57
Lewis, John	1959-60	Maude, Mike	1980-81
Lindquist, Chet	1954-55	Maury Jr., Albert	2017
Lison, Gus	1941, 49	Maza, Ralph	1969-72
Litz, Norman	1951	McKendry, Evan	2017
Llanes, Juan	1991-92	Meagher, Joe	1949-52
LoMedico, Phil	1974-75	Mediavilla, Michael	2015-17
Long, Gavin	1976-77	Mederos, Jarred	2012
Lopez, Brandon	2013-16	Meizoso, Gus	1983-86
Lopez, Ricky	1991	Melendres, Nathan	2009-11
Lopez-Cao, Andrew	1997-98	Mell, Vic	1946
Lopez-Cao, Mike	1994-97	Menendez, Gus	2006-07
Lorenzo, Al	1983	Mestre, Marc	1994-96
Losch, Jack	1953-55	Metcalfe, Mike	1993-94
Lovecchio, Joe	2010	Meyer, Devin	2016
Lovelady, Greg	1998-01	Michaels, Jason	1997-98
Lucas, Scott	1990-91	Michelangeli, Edgar	2014-17
Ludwig, Edward	1962	Migueluez, Manny	2005-07
Lusby, Steve	1982-83	Miller, George	1975
Lynch, Chris	1975-76	Miller, Rich	1966-67, 69

N

Nalepa, Anthony	2007-08
Napp, Larry	1967-68
Nazario, Iden	2008-10
Ndeljkovic, Eric	2012-13
Nebel, Norm	1959
Nelson, Joe	1984-87
Nettles, Marcus	1999-01
Neu, Michael	1999
Newman, Brad	2003
Newman, Roger	1956-58
Nichols, Jack	1954
Nicholson, Rick	1975-76
Nobles, Charlie	1965
Noce, John	1985-86
Norbert, Ted	1957
Norcross, Robert	1966
Noriega, Rey	1988-89
Novak, Andy	1947-50
Nugent, Nick	1955-56
Nykoluk, Kevin	1996

O

O'Boyle, Leo	1951-54
O'Brien, George	1974
O'Brien, Peter	2012
O'Brien, Richard	2006-07
O'Brien, Bob	1985-86
O'Malley, Marty	1975
Olen, Randy	1969-72
Orta, Ricky	2004-06
Otero, Ryan	2013-15
Owens, Walter	1994
Ozias, Todd	1997-98

P

Pacheco, Albert	1986-88
Pagley, Vince	1952-54
Pagliarulo, Charlie	1981
Pagliarulo, Mike	1979-81
Palm, Stanley	1987-88
Palmeiro, Orlando	1990
Palmer, Tyler	2012-2014
Palo, Angelo	1949
Panther, Mark	1963
Paradise, Scott	1976-77
Parker, Billy	1956
Parsons, Scott	1981
Pascual, Camilo	1982-83
Patenaude, Alain	1984-85

M

McClain, Bill	1960
McElaney, *	1947
McGoldrick, Joe	1973
McLean, Jon	2005-2006
Mack, Chantz	2010-13
Mack, Preston	1991
Maduro, Jorge	1967-69
Magno, Chris	1985-86
Maine, Scott	2005-07
Majer, Steffen	1984-88
Maler, Jim	1977
Malizia, Mark	1985
Malpas, Bill	1975-76
Mandel, Darren	1983-84
Mandis, Angelo	1957-58
Mannix, Kevin	2000-02
Maone, Jim	1975
Marchegiano, Pete	1961
Marcinczyk, T.R.	1995-96
Margiotta, Joe	1969-72
Marino, Nick	1949
Marnhout, Jack	1953-55
Marsicano, Al	1971-73

Milliken, Kenneth	1962
Minium, Matt	1980
Minter, Alan	1961-62
Miranda, Alex	1991-94
Miranda, Daniel	2009-11
Mitchell, Nelson	1964-65
Monashkin, Al	1949-50
Monte, Neale	1968-70
Montoni, Rick	1976-77
Moore, Tris	1995-96
Mora, Frank	1990-92
Moretti, Gene	1951-53
Morgan, Eric	1994
Morris, J.R.	1993
Morrison, Jeff	1978-81
Morrison, Robbie	1996-98
Muelhausen, Jim	1969-72
Munoz, Oscar	1988-90
Munson, Robb	1984
Murnak, Richard	1961-62
Murphy, Larry	1953-55, 57
Musa, Isaiah	2016

ALL-TIME BASEBALL LETTERMEN

Patrylo, Rick	1971-73	Rainey, Kerry	1970-71
Patrylo, Dave	1968-71	Rajisch, Rob	1978-79
Patterson, Pat	1979	Ramjit, Vickash	2009
Pazo, Rich	1978-79	Rams, Hugo	1974-77
Pearce, Chris	1991	Ratcliff, Frankie	2010
Pelaez, Chris	2010-11	Raymond, Ralph	1947-50
Pender, William	1956	Reeh, Daryl	1972
Perez-Allende, Pablo	1986-87	Reichie, Rich	1974
Perez, Alex	2003	Reif, Derek	1996
Perez, Chris	2004-06	Reisman, Jerry	1963-65
Perez, Michael	2017	Reyes, George	1980
Perez, Stephen	2010-12	Reyes, Eddy	1997
Pergamo, Pete	1957-59	Richardi, Rick	1985-86
Perry, Ryan	2008-10	Ricks, Adam	2003-04
Peters, Chuck	1947-50	Riese, Steve	1979
Petrallii, Chris	2006-07	Ring, Charlie	1948-49
Petretta, Bob	1996-97	Rios, Danny	1991, 93
Petz, Al	1955-57	Rivera, Laz	2014
Phillips, Dan	1984	Rivero, Daniel	2017
Phillips, Bill	1985	Rivero, Eddie	1995-96
Piccuito, Louis	1961	Rita, Dick	1948-49
Pimentel, Keven	2016-17	Roberson, Troy	1999-02
Pittman, Larry	1964-65	Robins, Bert	1956-57
Piveronas, Frank	1953-56	Robbins, Wes	1977-78
Poitier, Gully	1973-74	Robinson, Donald	1989-92
Pollack, Rich	1972-73	Robinson, Sam	2009-11
Polofsky, Alan	1973	Robinson, Zach	2010-11
Pompos, Greg	1982	Robitaille, Danny	2005
Pontiff, Wally	1973	Robles, Jorge	1987-88
Popivic, Dave	1970	Rodriguez, Alfredo	1978-79
Powers, Thomas	2009-11	Rodriguez, Javy	1999-02
Prado, Jose	1991-93	Rodriguez, Eddy	2004-06
Pratt, Haas	1901-02	Rodriguez, Mike	1999-01
Prendes, Alex	1998-01	Rodriguez, Rony	2010-12
Presutti, Bill	1965	Romano, Bob	1954
Prunty, T.J.	2001-02	Rose, John	1948, 50
Pucci, Richard	1966-67	Ross, Gary	1979-80
Pujals, Denis	1992-94, 96	Roth, Bob	1973-76
Purdy, Shawn	1990-91	Roque, Darryl	1998-99
Puskar, Pete	1966, 68-69	Rosier, Malik	2015
Putt, Jack	1956	Rouviere, Whitey	1954
Pyle, Larry	1967-69	Rowland, Don	1982-85
		Rowland, Shane	2011
		Rubin, Marvin	1951
		Rudman, Michael	2007-09, 11
		Ruiz, Augie	1976-78
		Ruiz, Fernando	1991-94
		Ruiz, Johnny	2014-17
		Rupp, Chad	1992-93
		Russo, Frank	1983-84
		Ryan, Kevin	1985-86

Q

Quinlan, John 1947

R

Raben, Dennis 2006-08
 Radziewski, Brian 2011-2014
 Raedle, Joe 1984-86
 Raether, Rick 1984-86

S

Sacco, Tom 1982-84
 Safchik, Brad 2001-02
 Saggese, Rick 1996-98
 Salas, Javi 2011-2014
 Salcines, A.J. 2011-2014
 Saline, Stu 1951
 Sallata, Pete 1958-59
 Samuels, Milton 1948
 San Juan, Alex 2012-13
 San Pedro, Erick 2002-04
 Sanchez, Alex 2017
 Sanchez, Gaby 2003-04
 Sanders, Al 1951
 Sanders, Ken 1954-55
 Sanicola, Mike 1983
 Santana, Jason 2006-10
 Santangelo, F.P. 1989
 Santiago, Kevin 2005
 Santos, Alex 1997-99
 Santos, Julian 2011-12
 Santovenia, Nelson 1982
 Sargent, Adam 2011-2014
 Sarmiento, Chris 1985-86
 Sarno, Gary 1971-75
 Sayles, Daniel 2014-2015
 Scarnecchia, Sam 1955
 Schelmay, Ted 1972-75
 Schleuss, Will 1993
 Schmitt, Chuck 1951-53
 Schoen, Howie 1951-53
 Schultz, Richard 1955
 Scott, Ron 1974-75
 Seale, Jeff 1992
 Selotti, Jack 1951
 Seoane, Mitch 1981-83
 Seever, Brian 1998-99
 Severino, Adan 2008
 Shannon, Tom 2003
 Shapiro, Howie 1976-79
 Sharts, Scott 1989
 Sheary, Kevin 1983-87
 Sheffield, Chris 1999-01
 Sheridan, Bob 1965
 Sherman, Ed 1946-48
 Shields, Doug 1981-84
 Shoedinger, Ed 1947-49
 Siegler, John 1963-65
 Siepe, Kim 1972-75
 Silvas, Brian 1981
 Silverberg, Jerry 1972
 Skalaski, Charles 1946
 Skorge, Ed 1949-50

ALL-TIME BASEBALL LETTERMEN

Slavicka, Frank	1950
Smith, Dan	2000-01
Smith, Danny	1980-83
Smith, Everettte	1952
Smith, Frank	1951-52
Smith, Johnathen	1991-92
Smith, Justin	2015-Present
Smith, Kevin	1982-83
Smith, Tom	1977
Snier, Ryan	2003
Sobolewski, Mark	2007-08
Solis, Julio	1984-85
Sonenberg, Dave	1966-67
Sorce, Sam	1981-82
Sorokowski, Wayne	1965-67
Sosa, Enrique	2013-16
Souza, Rob	1982-84
Spasoff, Darin	1996-99
Sparkman, Darrell	1987-88
Spinelli, Nick	1962
Squilla, Joe	1978
Steel, Ed	1970
Stefkoich, Dan	1966-68
Stenson, Vic	1958-60
Stieve, Robert	1959
Strong, Chad	2000
Stuart, Jim	1952
Studstill, Mason	2017
Stureman, Dick	1967
Suarez, Andrew	2012-2015
Swatscheno, D.J.	2009
Swenson, Chuck	1954-55, 57
Swenson, Tim	1996

T

Tackett, Hunter	2017
Tackett, Sean	1995
Taro, Bob	1951-54
Tatol, Joe	1946
Taylor, Bob	1970-71
Taylor, Wade	1987
Tekotte, Blake	2006-08
Tessmer, Jay	1994-95
Thompson, Bruce	1992-95
Thompson, David	2013-2015
Thurber, Frank	1958-60
Tippett, Keith	1992-93
Tomas, Roger	2004-07
Torres, Jim	1955
Torti, Mike	1994-95
Tosar, Mike	1988-91
Tosca, Carlos	1996
Toth, John	1951

Touchet, Dan	2001-05
Tresgallo, Esteban	2012-13
Trujillo, Jose	1986-89
Trujillo, Manny	1973-74
Tucker, Steve	1988-89
Tyner, Matt	1977-80

U

Understahl, Don	1962-63
Unger, Ken	1964-65
Urbanowicz, Hank	1967-68

V

Vacarro, Jim	1946
Valencia, Danny	2005-06
Valdes-Fauli, Shawn	2002-04
Valentine, Don	1965-66
Vanlear, Ralph	1949
Vari, Ron	1959
Vazquez, Ben	2007-08
Vazquez, Vince	1999-02
Vaughn, Greg	1986
Vega, Joe	1972-75
Velazquez, Javier	1982-83
Veliz, Greg	2017
Vespe, Will	1986-89
Vincendese, Frank	1953-55
Viera, John	1986-89
Vila, Tony	1977-78
Villasuso, David	2009-11
Vinci, William	1963-64
Volpe, Al	1969-72

W

Walezak, Mike	1969, 71
Walker, Bob	1982-83
Walker, Brian	1999-01
Walker, Larry	1989
Walker, Mark	1997-00
Ward, Bobby	1962-64
Warren, Pat	1964-65
Wayne, Tommy	1968
Weaver, Bobby	1961
Weeks, Jemile	2006-08
Wiebel, Scott	2011-12
Weibl, Clint	1996
Weislow, Jonathan	2007-09
Weiss, Dave	1952-55
Weiss, Ed	1954-57

West, Jim	1989-90
Westfall, Allan	1994-96
Whalen, Jim	1948
Whaley, Eric	2010-13
Wheeler, Kevin	1991-93
Williams, Bob	1982
Williams, Danny	1964
Williams, David	1963
Williams, Mickey	1981-82
Wilson, Larry	1960-62
Wilson, Willie	1954-55
Wilson, *	1963
Winkini, *	1955
Wolkosky, Jamie	1991
Wood, Bruce	1978
Wood, Jim	1948
Woodrey, Thomas	2013-16
Word, Rob	1988
Wrona, Bill	1981-83
Wulf, Taylor	2009-10

Y

Yanowitz, Stan	1964-66
Yaroshuk, Ernie	1961-63
Yingling, Bob	1967
Young, Ed	1968-71
Youst, Kevin	2009-10

Z

Zatorksi, Ed	1946
Zimmerman, Arnie	1958-60
Zunica, Bradley	2014

* First name not available

ATTENDANCE HISTORY

HOME ATTENDANCE

YEAR	G	W-L	TOTAL	AVERAGE
1973	40	32-8	33,906	848
1974	39	35-4	37,239	955
1975	42	36-6	41,181	981
1976	36	30-6	47,412	1,317
1977	45	36-9	51,258	1,139
1978	39	34-5	55,687	1,428
1979	50	46-4	81,028	1,621
1980	49	42-7	92,353	1,885
1981	51	48-3	163,261	3,201
1982	49	39-9	157,653	3,217
1983	57+	47-9	139,843	2,453
1984	53+	36-15	118,937	2,244
1985	57	48-9	136,249	2,390
1986	42	36-6	123,425	2,937
1987	39	25-13	80,862	2,073
1988	53+	36-15	133,153	2,512
1989	45+	36-8	127,616	2,836
1990	46*	39-8	143,052	3,110
1991	44*	38-7	119,342	2,712
1992	50	44-6	161,495	3,230
1993	42	33-9	63,075	1,502
1994	43	37-6	82,637	1,922
1995	43	35-9	95,570	2,172
1996	42	38-4	71,991	1,714
1997	41*	36-6	80,720	1,969
1998	45	39-6	103,310	2,291
1999	41	32-8	106,685	2,602
2000	41	32-8	81,442	1,986
2001	46	35-11	123,680	2,688
2002	41	24-17	78,926	1,925
2003	41*	32-8	99,605	2,554
2004	49*	42-7	112,680	2,302
2005	36	29-7	81,742	2,271
2006	34*	22-13	61,909	1,821
2007	36	25-11	72,620	2,017
2008	36	25-11	104,930	2,914
2009	33	23-11	71,162	2,170
2010	37	28-9	115,604	3,124
2011	34	23-11	98,430	2,895
2012	37	25-12	92,967	2,512
2013	37	27-10	97,515	2,635
2014	38	26-12	101,296	2,738
2015	41	36-5	109,256	2,665
2016	40	34-6	118,177	2,954
2017				

* - Doubleheader

+ - Exhibitions not counted in win/loss record

COMBINED ATTENDANCE

YEAR	TOTAL	HOME	AWAY
1981	226,966	163,261	63,705
1982	251,405	157,653	93,732
1983	169,011	139,843	29,168
1984	161,619	118,937	42,682
1985	238,043	136,249	101,794
1986	247,792	123,425	124,304
1987	149,755	80,162	68,893
1988	198,069	133,153	64,916
1989	223,049	127,616	95,433
1990	191,749	143,052	48,697
1991	210,037	119,342	90,692
1992	247,388	161,495	85,893
1993	109,276	36,075	46,201
1994	162,696	82,637	80,059
1995	197,843	95,570	102,273
1996	200,560	71,991	128,569
1997	209,577	80,720	128,857
1998	210,642	103,130	107,512
1999	237,130	106,685	130,445
2000	134,088	81,442	52,646
2001	244,753	123,680	121,073
2002	145,223	78,926	66,297
2003	208,139	99,605	116,862
2004	220,642	112,837	107,805
2005	154,072	81,742	72,330
2006	216,261	61,909	154,352
2007	152,576	72,620	79,956
2008	231,956	104,930	127,026
2009	134,664	71,612	63,052
2010	194,038	115,604	78,434
2011	163,487	98,430	65,057
2012	153,857	92,967	60,890
2013	148,793	97,515	51,278
2014	159,027	101,296	57,731
2015	233,682	109,256	124,426
2016	206,838	118,177	88,661

TOP HOME CROWDS

CROWD	OPPONENT (SCORE)	DATE
1) 8,277	Texas (W, 5-3)	Sat, 2/9/86
2) 7,347	FSU (L, 4-6)	Sat, 4/19/03
3) 7,268	#FSU (W, 14-6)	Sat, 5/23/81
4) 6,688	#Florida (W, 8-6)	Sun, 5/24/81
5) 6,638	FSU (W, 10-8)	Sat, 5/6/89
6) 6,566	FSU (L, 6-14)	Sat, 5/3/86
7) 6,537	Florida (W, 6-5)	Sat, 3/7/92
8) 6,524	FSU (L, 2-9)	Sat, 5/8/82
9) 6,482	FSU (W, 7-3)	Sat, 5/4/90
10) 6,452	Arizona St. (L, 3-4)	Fri, 2/4/83

- NCAA Tournament game

TOP THREE-GAME SERIES

CROWD	OPPONENT	DATES
1) 19,062	Florida St.	4/18/08-4/20/08
2) 19,049	Florida St.	5/4/90-5/6/90
3) 16,802	Florida St.	5/2/86-5/4/86
4) 16,597	Florida St.	3/3/81-3/6/81
5) 16,244	Florida St.	5/3/91-5/4/91
6) 16,494	Arizona St.	2/4/83-2/6/83
7) 15,858	Florida St.	4/23/10-4/25/10
8) 15,199	Florida St.	4/24/92-4/26/92
9) 15,090	Florida St.	5/5/89-5/7/89
10) 14,441	Florida St.	5/6/88-5/8/88

TOP CROWDS BY DAY

DAY	CRD	OPP.	DATE
Monday	6,161	Orioles	4/6/81
Tuesday	6,025	#Florida	5/28/85
Wednes.	5,775	Florida	3/22/89
Thursday	5,481	#Minnesota	5/21/81
Friday	6,482	Florida State	5/4/90
Saturday	8,277	Texas	2/9/86
Sunday	6,737	#Florida	5/24/81

- NCAA Tournament game

TOP CWS CROWDS

CROWD	OPP. (SCORE)	DATE
1) 26,530	LSU (W, 9-5)	6/19/04
2) 26,337	Florida (L, 3-15)	6/13/15
3) 26,327	Texas (L, 2-13)	6/14/03
4) 26,241	Ore. St. (L, 1-8)	6/20/06
5) 25,715	Arizona (L, 1-5)	6/18/16
6) 25,417	Ore. St. (W, 12-1)	6/17/06
7) 25,240	S. Car. (L, 11-15)	6/22/04
8) 24,859	Bama (W, 8-1)	6/13/99
9) 24,857	Fullerton (L, 3-6)	6/21/04
10) 24,740	Ariz. St. (L, 2-9)	5/31/98

UNIVERSITY OF MIAMI SPORTS HALL OF FAME

Randy Ableman (diving coach)	Tony Cristiani (football)	Robin Harmony (women's basketball)
Hal Allen (football coach)	Nathaniel Crosby (golf)	Dennis Harrah (football)
Will Allen (basketball)	Maurice Crum (football)	Doris Hart (tennis)
Patrina Allen (track & field)	Fran Curci (football, football coach)	Al Harum (tennis)
Ottis Anderson (football)	Don Curnutt (basketball)	Janet Hass (women's tennis)
Jodi Appelbaum Steinbauer (tennis)	Dan Davies (baseball)	Bill Hawkins (football)
Ray Arky (football)	Paul Dee (athletic director)	Neal Heaton (baseball)
Jessie Armstead (football)	Amy Deem (women's track coach)	Ted Hendricks (football)
J.D. Arteaga (baseball)	Bill Deering (track and field)	Jeannie Hebert-Truax (women's basketball)
Woody Austin (golf)	Dr. Mickey Demos (boxing)	Dr. Bill Heuson (golf coach)
Dr. Bowman F. Ashe (UM president)	Paul Desjardins (golf)	Dick Hickox (basketball)
Rod Ashman (football, basketball)	Bill Diaz (swimming coach)	Alonzo Highsmith (football)
Wilbert Bach (sports information)	Eddie Dibbs (tennis)	Bobby Hill (baseball)
Pete Banaszak (football)	Carl DiBernardo (boxing)	Randal Hill (football)
Mike Barnes (football)	Jim Dooley (football, track)	Charlie Hodgson (swimming coach)
Michael Barrow (football)	Ken Dorsey (football)	Kym Hope (women's basketball)
Rick Barry (basketball)	Lin Dunn (women's basketball coach)	Carlos Huerta (Football)
Wayne Beckner (basketball)	Eddie Dunn (football, basketball, baseball, coach)	Aubrey Huff (baseball)
Tom Beier (football)	Gary Dunn (football)	Isabella Hutchinson (women's athletics)
Ray Bellamy (football)	Ian Duvenhage (women's tennis coach)	Michael Irvin (football)
Bill Bennett (track)	Eddie Edwards (football)	James Jackson (football)
Lloyd Bennett (track and swimming coach)	Steve Edwards (basketball)	Stan Jakubowski (baseball)
Albert Bentley (football)	Judy Eller (golf)	Edgerrin James (football)
Sharon Berg (swimming)	Craig Erickson (football)	Calvin James (baseball)
Stanley "Skip" Bertman (baseball coach)	Dennis Erickson (football)	Don James (football)
Al Besselink (men's golf)	Lee Evans (reporter)	Harvey James (football)
Warren Bogle (baseball)	Jorge Fabregas (baseball)	Tamara James (women's basketball)
Don Bosseler (football)	Kevin Fagan (football)	Tim James (basketball)
Bennie Blades (football)	Jeff Feagles (football)	Sam Jankovich (ath. director)
Octavia Blue (women's basketball)	Alex Fernandez (baseball)	Jon Jay (baseball)
Megan Bradley (women's tennis)	Jaime Fillol (tennis)	Jenny Keim Johansen (diving)
Ryan Braun (baseball)	Mike Fiore (baseball)	Andre Johnson (football)
Melvin Bratton (football)	Chuck Foreman (football)	Charles Johnson (baseball)
Melissa Briley-Mieras (diving)	Dawn Frady (swimming)	Jack Johnson (football)
Eddie Brown (football)	Bubba Franks (football)	Jimmy Johnson (football coach)
Eric Brown (basketball)	Ron Fraser (baseball coach)	James Jones (basketball)
Jerome Brown (football)	Abe Friedman (basketball)	K.C. Jones (football)
Janet Buchanan-Kerr (swimming)	George Gallett (sports information)	Daphne Jongejans-Bousquet (diving)
Dr. Charles Burbacher (team doctor)	Luis Garcia (tennis)	Art Kehoe (football, football coach)
Pat Burrell (baseball)	Greg Garlich (diving)	Tim Kelly (football)
Andrew Burrow (tennis)	Charlie George (football)	Cortez Kennedy (football)
Jim Burt (football)	Harry Ghoul (football, baseball)	Tracy Kerdyk (golf)
Edward "Red" Cameron (football, boxing)	Bryan Gillyooly (diving)	Walter Kichefski (football, coach)
Whitey Campbell (football, basketball, baseball, and football and baseball coach)	Ron Godfrey (basketball coach)	Bill Kimbrough (football)
Al Carapella (football)	Tom Gompf (swimming coach)	Tom Kearns (football, basketball, boxing)
Rubin Carter (football)	Joaquin Gonzalez (football)	Chuck Klein (football)
Sy Chadroff (basketball, baseball)	Orlando Gonzalez (baseball)	Bernie Kosar (football)
Nick Chickillo (football)	Joe Grahe (baseball)	Wayne Krenchicki (baseball)
Rob Chudzinski (football, coach)	Danny Graves (baseball)	Ferne Labati (women's basketball)
Davian Clarke (track & field)	Dr. Joel Green (baseball)	Phil Lane (baseball)
Tony Cline (football)	Lise Gregory (tennis)	Don Latimer (football)
Audra Cohen (tennis)	Matt Gribble (swimming)	Lenny Layland (diving)
Julius Cohen (basketball)	Randy Guerra (baseball)	Ann Laughlin (golf)
Dan Connors (football)	Andy Gustafson (football coach, ath. director)	Thom Lehman (baseball)
Ed Contreras (baseball)	Jack Hackett (football)	Denny Leonard (football, boxing)
Horace Copeland (track)	Bruce Hale (basketball coach)	Dale Lewis (tennis coach)
Alex Cora (baseball)	Leonard Hamilton (basketball)	Ray Lewis (football)
Jim Cox (football)	Penny Hammel (women's golf)	Steve Lichtner (swimming)
Pat Cramer (tennis)	John Hammil (tennis)	Ron Lippett (football)
	Jack Harding (football coach, ath. director)	Jack Losch (football, baseball, track)
		Greg Louganis (diving)

UNIVERSITY OF MIAMI SPORTS HALL OF FAME

William "Bunny" Lovett (boxing, coach)
 William C. Lufier (tennis coach)
 Melinda Lyverse (swimming)
 Jorge Maduro (baseball)
 Dr. Harry Mallios (football, athletic director)

Gordon Malloy (football)
 Rodney Mandelstam (tennis, soccer)
 Chris Mantilla (diving)
 Fred Marion (football)
 Greg Mark (football)
 Don Mariutto (football)

Leo Martin (football)
 Russell Maryland (football)
 Pete Mastellone (football)
 Bob Masterson (football, boxing)
 Mike McCoy (basketball)

Yolanda McCray (track and field)
 Frank McDonald (football)
 Willis McGahee (football)
 Bryant McKinnie (football)
 Ryan McNeil (football)

Rusty Medearis (football)
 Katie Meier (basketball coach)
 Rich Mercier (football)

Jason Michaels (baseball)
 Bill Miller (football)

Danny Miller (football)
 George Mira Sr. (football)

George Mira Jr. (football)
 Dan Morgan (football)

Hart Morris (football, basketball coach)
 Ed Morris (basketball)

Jim Morris (baseball coach)
 Jeff Morrison (baseball)

Robbie Morrison (baseball)
 Cathy Morse (golf)

Jerry Moss (tennis)

Santana Moss (football)

Winston Moss (football)

Gardnar Mulloy (tennis, and coach)

Wyllesheia Myrick (track)

Jack Nelson (swimming, and coach)

Connie Nickel (administration)

John Noppenberg (football)

Jim Otto (football)

Burgess Owens (football)

Mike Pagliarulo (baseball)

Dean Panaro (men's swimming and diving)

Norm Parsons (administration, coaching)

Kevin Patrick (football)

Vicki Plowden (women's basketball)

Clinton Portis (football)

Tom Pratt (football)

Larry Pyle (baseball)

Rick Raether (baseball)

Rio Ramirez (diving)

Joaquim Rasgado (tennis)

Ed Reed (football)

Billy Regan (boxing coach)

Ronni Reis-Bernstein (tennis)

Ros Riach (women's tennis)

Maria Rivera (women's basketball)

Patti Rizzo (golf)

Javy Rodriguez (baseball)

Brett Romberg (football)

Al "Flip" Rosen (football, baseball)

Gaither Rosser (swimming)

Tyce Routson (diving)

Dr. Francis "Whitey" Rouviere (football, baseball)

Ed Rubinoff (tennis)

Gillian Russell (track)

Art Saey (Boxing, football)

Alex Santos (baseball)

Warren Sapp (football)

Frances Savage (women's basketball)

Sam Scarnecchia (football)

Howard Schnellenberger (football coach)

Sid Schwartz (men's tennis)

Leon Searcy (football)

Harold Sears (football)

Pancho Segura (tennis)

Kevin Sheary (baseball)

Doug Shields (baseball)

Jeremy Shockey (football)

Archie Slaton (boxing)

Danny Smith (baseball)

Darrin Smith (football)

Don Smith (football)

Frank Smith (football)

Sam Sorce (baseball)

Don Soldering (coach)

Roberta A. Speer (golf)

Gene Stage (basketball)

Daniel Stubbs (football)

Mike Sullivan (football)

Tom Sullivan (football)

Bob Tatarek (football)

Sean Taylor (football)

Jay Tessmer (baseball)

Vinny Testaverde (football)

Lamar Thomas (football)

Ron Thorne (track)

Valeria Tipiana (volleyball)

John "Red" Tobin (football, basketball)

Gino Torretta (football)

Armand "Stitch" Vari (football and coach)

Jesse Vassallo (swimming)

Jon Vilma (football)

Rachel Viollet (tennis)

Steve Walsh (football)

Marshall Wayne (diving)

Reggie Wayne (football)

Ed Weisacosky (football)

Earl Welbaum (track and field)

Dave Wike (coach, trainer)

David Wilkie (swimming)

Darryl Williams (football)

Lauryn Williams (track and field)

Wendy Williams (women's diving)

Larry Wilson (football, baseball)

Kellen Winslow (football)

Mike Wittman (men's basketball)

Nick Wolcuff (football, boxing, wrestling)

William Wrona (baseball)

Jodi Yambor (swimming)

Ernie Yaroshuk (baseball)

TEAM RECORDS

BATTING - SEASON

AT BATS

1.	2,698	1983
2.	2,656	1985
3.	2,432	1984
4.	2,517	1982
5.	2,362	1997
6.	2,356	2015
7.	2,325	1980
8.	2,320	1981
9.	2,253	2006
10.	2,239	1988

RUNS

1.	643	1985
2.	637	1998
3.	632	1982
4.	615	1983
5.	607	2000
6.	605	1974
7.	600	1997
8.	595	1984
9.	567	1996
10.	564	1980

HITS

1.	794	1985
2.	790	1983
3.	770	1984
4.	769	1997
5.	766	1996
6.	742	1982
7.	727	1998
T-8.	724	1999
T-8.	724	2015
10.	712	2004

BATTING AVERAGE

1.	.343	1996
2.	.335	1998
3.	.333	1999
4.	.330	2004
5.	.326	1997
6.	.323	2000
7.	.321	2005
8.	.320	2008
9.	.315	2003
10.	.314	2002

DOUBLES

1.	171
2.	168
3.	156
4.	152
5.	147
6.	145
7.	140
8.	136
9.	135
	135

TRIPLES

1.	40
2.	35
3.	34
4.	33
	33
6.	29
7.	28
	28
9.	27
10.	26
	26

HOME RUNS

1.	139
2.	106
	106
4.	104
5.	96
6.	92
7.	91
8.	88
9.	85
10.	81

TOTAL BASES

1.	1,302
2.	1,259
3.	1,238
4.	1,237
5.	1,229
	1,229
7.	1,212
8.	1,202
9.	1,187
10.	1,133

RUNS BATTED IN

1.	588
2.	560
3.	553
4.	548
5.	541
6.	529
7.	522
8.	517
9.	493
10.	491

SLUGGING PERCENTAGE

1.	.601
2.	.550
3.	.547
4.	.541
5.	.525
6.	.524
7.	.516
8.	.511
9.	.490
10.	.487

WALKS

1.	529
2.	505
3.	493
4.	451
5.	432
6.	417
	417
8.	416
9.	414
10.	409

STRIKEOUTS

1.	485
2.	481
3.	476
4.	466
5.	459
	459
7.	455
8.	451
9.	448
10.	439

TEAM RECORDS

STOLEN BASES

1.	231	1985
2.	228	2001
3.	216	1979
4.	201	1981
5.	200	1989
6.	195	1982
7.	186	1988
8.	176	1976
9.	175	1978
10.	173	1986

TOTAL SACRIFICES

1.	107	2006
2.	104	1994
3.	99	2001
4.	93	1996
5.	90	1997
6.	88	2003
7.	86	2008
	86	1995
	86	2015
10.	83	2005

HIT BY PITCH

1.	89	2015
2.	78	2016
3.	73	2004
4.	68	2006
5.	63	2003
6.	58	2007
7.	56	1999
	56	2010
9.	55	2008
9.	55	1994

LEFT ON BASE

1.	614	2015
2.	590	1983
3.	575	1984
4.	564	1997
5.	551	1985
6.	530	1992
7.	527	2007
8.	525	2008
9.	524	2016
	524	1990

PITCHING - SEASON

INNINGS

1.	716.1	1983
2.	709.0	1985
3.	666.1	1984
4.	656.0	1982
5.	623.0	1980
6.	622.2	1981
7.	612.1	1997
8.	608.1	1988
9.	600.1	1989
10.	596.1	1995

COMPLETE GAMES

1.	23	1974
	23	1980
3.	22	1984
4.	21	1966
	19	1989
6.	18	1968
	18	1975
	18	1981
9.	17	1973
	17	1979

SHUTOUTS

1.	12	1980
2.	11	1989
3.	9	1979
4.	8	1991
	8	1998
6.	7	1967
	7	1969
	7	1971
	7	1972
	7	1973
	7	1975
	7	1977

HITS ALLOWED

1.	693	1984
2.	662	1985
3.	656	1983
4.	620	1982
5.	616	2002
6.	588	1997
7.	584	2001
8.	570	2003
9.	565	1986
10.	562	2008

RUNS ALLOWED

1.	404	1984
2.	391	2002
3.	354	1983
4.	349	2003
5.	345	1997
6.	338	1985
7.	330	2007
8.	327	2006
	327	1987
10.	326	1982
	326	1982

EARNED RUNS ALLOWED

1.	327	2002
2.	324	1984
3.	295	1983
4.	293	1985
5.	283	2006
6.	278	2009
	278	2003
8.	277	1982
9.	267	1997
10.	266	2007

EARNED RUN AVERAGE

1.	1.95	1974
2.	2.23	1963
3.	2.31	1973
4.	2.36	1975
5.	2.39	1968
	2.39	1978
7.	2.42	1969
8.	2.46	1979
9.	2.48	1967
10.	2.50	1980

WALKS

1.	336	1983
2.	331	1985
3.	318	1984
4.	314	1982
5.	289	1986
6.	280	1987
7.	272	2003
8.	275	1993
9.	268	1980
10.	266	2004

TEAM RECORDS

STRIKEOUTS

1.	631	1999
2.	596	1989
3.	591	1998
4.	573	1997
5.	567	1981
	567	1985
7.	565	1984
8.	554	2008
	554	2010
10.	546	1983

SAVES

1.	25	1994
2.	22	1983
3.	21	1985
	21	1986
	21	2011
6.	20	2016
	20	1995
	20	2001
9.	19	2004
	19	2009
	19	2012

WILD PITCHES

1.	50	2008
	50	2001
3.	46	1994
4.	45	2006
5.	44	2009
	44	2005
	44	1993
	44	2010
9.	43	2007
10.	42	2011

HIT BATSMEN

1.	86	2006
2.	82	2011
3.	76	2002
	76	2001
5.	67	2005
	67	2007
7.	55	2000
	55	2004
9.	52	2009
10.	51	1999

BALKS

1.	21	2003
2.	14	1988
3.	13	1997
4.	12	2004
5.	11	2008
6.	10	2007
7.	9	1987
	9	1996
9.	8	2000
	8	2001
	8	2005

APPEARANCES IN RELIEF

1.	233	2001
2.	205	2002
3.	190	2010
4.	185	1998
5.	181	1996
6.	180	2012
7.	179	2005
8.	176	2006
9.	172	1999
	172	1997

BATTING - GAME

INNINGS

T-1.	17	Florida St., 4/7/2000
T-1.	17	Florida St., 4/24/2015
T-3.	16	Florida, 2/17/1995
T-3.	16	The Citadel, 5/18/1979
T-3.	16	UNC, 5/16/2014

AT BATS

1.	61	Florida St., 4/7/2000
2.	58	UNC, 5/16/2014
3.	57	C.W. Post, 3/5/2000
4.	56	Florida St., 4/24/2015
5.	54	St. Thomas, 4/17/1993

RUNS SCORED

1.	33	C.W. Post, 3/5/2000
2.	28	UCF (G2), 5/12/1985
3.	27	Pace, 5/2/2003
	27	Florida Tech, 3/9/1978
	27	FL College, 5/17/1983
	27	Notre Dame, 2/21/1998
7.	26	USF, 4/14/1972
	26	Biscayne, 4/25/1973
	26	NYIT, 5/8/2015
10.	25	Boston U., 3/11/1990

25	Seton Hall, 2/8/1992
25	Barry, 1/31/1996
25	Rutgers, 2/15/2015

RUNS SCORED - INNING

1.	14	Mercer, 2/6/1988
2.	13	Indiana St., 3/11/1981
	13	FL College, 5/17/1983
	13	USF, 4/14/1972
5.	12	Biscayne, 4/25/1973
	12	Boston U., 3/11/1990
	12	Illinois, 3/6/1998
8.	11	Biscayne, 4/21/1971
	11	FIU, 2/23/1979
	11	Michigan St, 3/22/1985
	11	Boston U., 3/11/1990
	11	California, 2/3/1991
	11	Notre Dame, 2/21/1998

RUNS SCORED - BOTH TEAMS

1.	38	Minnesota, 2/26/2002
2.	37	FL College, 5/17/1983
3.	36	Jacksonville, 4/2/1979
4.	34	Tennessee, 6/9/2001
5.	33	UCF, 5/12/1985
	33	C.W. Post, 3/5/2000
	33	Georgia Tech, 3/30/2003
8.	31	Florida, 2/13/2000

HITS

1.	32	C.W. Post, 3/5/2000
2.	28	UCF, 5/12/1985
	28	Seton Hall, 2/12/1982
	28	Stetson, 3/2/1993
5.	26	Virginia, 4/24/2004
6.	25	Wake Forest, 5/14/2009
	25	C.W. Post, 3/4/2000
8.	24	Pace, 5/2/2003
	24	Princeton, 5/24/1985
	24	USF, 2/22/1986

HITS - INNING

1.	12	Harvard, 3/28/1997
2.	11	Cincinnati, 3/19/1969
	11	Biscayne, 4/21/1971
	11	FL College, 5/17/1983
	11	UCF, 5/12/1985

CONSEC. BATTERS ON BASE

1.	13	Ill.-Chicago 3/24/1983
2.	12	FAU/Rice, 5/4-7/1993
3.	11	GWU, 3/15/1984
	11	Mercer, 2/6/1988

TEAM RECORDS

5. 10 FIU, 2/23/1979
10 Mercer, 3/1/1983
10 USF, 2/22/1986

DOUBLES

1. 10 Maine, 3/15/1996
2. 9 Will-Patterson, 3/21/1992
9 Princeton, 5/24/1985
4. 8 Ohio State, 3/19/1974
8 Ithaca, 3/11/1979
8 Tampa, 2/27/1985
8 USF, 3/31/1992
8 St. Thomas, 4/18/1998

TRIPLES

1. 5 Mercer, 3/2/1983
2. 4 Florida A&M, 1978
4 Bethune, 4/3/1990
4 Stetson, 3/2/1993
4 Harvard, 3/26/2003

HOME RUNS

1. 9 Jacksonville, 4/2/1979
2. 8 S. Carolina, 5/23/1998
8 BGSU, 5/21/1998
4. 6 Georgia Tech, 4/16/1978
6 Notre Dame, 2/21/1998
6 Georgia So., 5/16/1998
6 Jacksonville, 5/10/1998
6 Elon, 5/2/1999
6 Princeton, 3/13/1999
6 Georgia Tech, 5/22/2008
6 Wake Forest, 3/21/2008
6 Wake Forest, 5/16/2009

HOME RUNS - INNING

1. 4 Alabama, 4/8/1984
(Shields, Mandel, Lange, Lane)
4 S. Carolina, 5/23/1998
(Burrell, Huff, Jacobson, Alvarez)
4 Boston College, 3/7/2008
(Hagerty, Weeks, Alonso, Terdoslavich)
2. 3 Furman, 3/27/1967
(Stefkovich, Deem, Brown)
3 Tampa, 4/28/1973
(Gonzalez, Krenchicki, Castillo)
3 Alabama, 4/8/1984
(Mandel, Lane, Lange)
3 LSU, 4/20/1984
(Rowland, Hart, Mandel)
3 Maine, 5/16/1988
(Dominguez, Word, Viera)
3 Maine, 3/17/1996
(Grimmett, Gomez, Rivero)

- 3 CSFullerton, 5/17/1996
(Gargiulo, Saggese, DeCelle)
3 Richmond, 5/22/1997
(Michaels, Burrell, Huff)
3 Iona, 3/18/1998
(Burrell, Muler, Jimerson)
3 Georgia Tech, 3/30/2003
(Braun, Sanchez, Burt)
3 BC, 5/2/2009
(Herrmann, Grandal, Martinez)
3 Florida St., 4/25/2010
(Perez, Ratcliff, Grandal)

HOME RUNS - BOTH TEAMS

1. 12 Jacksonville, 4/2/1979
12 Florida, 2/8/1998

TOTAL BASES

1. 52 FL College, 5/17/1983
2. 51 USF, 2/22/1986
3. 50 Jacksonville, 4/2/1979
4. 46 UCF, 5/12/1985
46 Stetson, 3/2/1993
46 BGSU, 5/21/1998
46 C.W. Post, 3/5/2000
46 Pace, 5/2/2003
46 Wake Forest, 5/16/2009
10. 45 Georgia Tech, 4/16/1978
45 Notre Dame, 2/21/1998

RBI

1. 30 C.W. Post, 3/5/2000
2. 27 UCF (G2), 5/12/1985
27 Notre Dame, 2/21/1998
4. 25 Florida Tech, 3/9/1978
25 FL College, 5/17/1983
25 Pace, 5/2/2003
7. 23 Elon, 5/2/1999
8. 22 Boston U., 3/11/1990
22 Barry, 1/31/1996
22 Toledo, 3/22/1997
22 St. Thomas, 4/18/1998
22 Ohio State, 3/6/1999
22 Elon, 3/6/2004
22 W. Forest, 3/23/2008

STOLEN BASES

1. 14 St. Francis, 3/27/1979
2. 13 Seton Hall, 3/18/1977
3. 11 Georgetown, 3/10/1988
4. 10 Stetson, 5/7/1965
10 Rutgers, 3/18/1984
10 Michigan St, 3/19/1985

- 10 Mercer, 2/14/1989
10 Jacksonville, 5/6/2001
10 Clemson, 6/2/2001

STRIKEOUTS

1. 22 Florida State, 4/7/2000
2. 19 Clemson, 5/31/1996
19 Fla. South., 3/15/1958
4. 18 Florida, 4/5/1947
5. 17 W. Forest, 1/28/2000
6. 16 Florida St., 4/27/1956
16 Tulane, 3/3/1991
16 Florida, 2/23/1992
16 St. Thomas, 4/18/1992
16 Florida, 2/5/2000

WALKS

1. 25 UNC 2/19/1982
2. 19 FAU, 3/1/1995
3. 18 S. Illinois 3/19/1977
18 Florida Tech, 3/10/1978
18 Buffalo, 3/30/1978
6. 17 Fla. South., 3/15/1958
17 Mercer, 2/6/1988
8. 16 UCLA, 5/31/1997
16 Arizona, 6/7/2008

LEFT ON BASE

1. 20 P.I. Marines, 4/6/1953
2. 18 UNC 2/19/1982
18 FAU, 5/4/1993
4. 17 Florida St., 3/29/1958
17 Georgia Tech, 5/25/1986
17 UCLA, 5/31/1997
17 Florida St., 4/25/1999
8. 16 S. Carolina, 3/13/1982
16 California, 5/29/1992
16 Rider, 5/27/1995
16 Mercer, 2/3/2007

LARGEST WINNING MARGIN

1. 33 C.W. Post, 3/5/2000
2. 26 NYIT, 5/8/2015
3. 25 Pace, 5/2/2003
25 Barry, 1/31/1996
25 Notre Dame, 2/21/1998
6. 24 Florida Tech, 3/9/1978
24 Boston U., 3/11/1990
24 Elon, 3/6/2004
9. 23 UCF, 5/12/1985

LARGEST LOSING MARGIN

TEAM RECORDS

- 19 Texas, 3/1/1997
- 18 Florida St., 4/17/1957
- 25 Barry, 1/31/1996

ERRORS

- 9 Auburn, 5/3/1946
- 9 Florida St., 3/25/1951
- 9 P.I. Marines, 4/6/1953
- 9 Ohio State, 3/20/1962
- 8 Florida, 5/7/1948
- 8 Florida, 4/8/1949
- 8 Florida, 5/13/1949
- 8 UMass, 3/24/1977
- 8 Arizona, 6/2/1984
- 8 Florida State, 4/7/1996
- 8 Bethune, 4/12/1998

ERRORS - OPPONENT

- 12 S. Illinois, 3/16/1976
- 10 Ga.-ATL, 3/27/1953
- 10 P. Air Force, 3/18/1955
- 9 Tampa, 4/23/1949
- 9 Havana, 5/12/1951
- 9 Florida A&M, 4/5/1981
- 8 Many Teams Tied

DOUBLE PLAYS

- 7 S. Illinois, 3/16/1976
- 7 Cornell, 3/30/1971
- 6 UMass, 3/25/1976
- 6 Clemson, 5/14/1995

FRESHMAN - GAME

BATTING

AT BATS	8	Kevin Howard (3/5/2000)
		Kevin Howard (4/7/2000)
RUNS	5	Kevin Howard (3/5/2000)
HITS	6	Mike Fiore (5/12/1985)
DOUBLES	3	Kevin Howard (4/22/2000)
	3	Rick Saggese (3/15/1996)
TRIPLES	2	Jemile Weeks (4/22/2006)
	2	Manny Crespo (3/6/1998)
HOMERS	2	L:Harold Martinez (4/5/2009)
T. BASES	11	L: Gaby Sanchez (5/2/2003)
RBI	8	Randy Guerra (3/14/1976)
STEALS	4	Bobby Hill (3/21/1997)
WALKS	4	Pat Burrell (5/4/1996)
Ks	4	L: Harold Martinez (4/5/2009)
SAC FLYS	2	L: Marcus Nettles (5/14/1999)
SAC HITS	2	L: Blake Tekotte (5/26/2006)
HBP	2	L: Ted Blackman (5/8/2009)

PITCHING

STRIKEOUTS	15	Alex Fernandez (3/22/1989)
NO-HITTERS	1	Alex Fernandez (3/18/1989)

FRESHMAN - SEASON

BATTING

GAMES	77	Mike Fiore ('85)
AT BATS	276	Mike Fiore ('85)
RUNS	75	Pat Burrell ('96)
HITS	102	Scott Parsons ('81)
DOUBLES	22	Kevin Howard ('00)
TRIPLES	9	Charles Johnson ('90)
HOME RUNS	23	Pat Burrell ('96)
TOT. BASES	182	Pat Burrell ('96)
RBI	76	Ryan Braun ('03)
STEALS	41	Bobby Hill ('97)
WALKS	60	Howie Shapiro ('76)
STRIKEOUTS	72	Stephen Perez ('10)
TOT. SAC.	14	Zeke DeVoss ('10)
HIT BY PITCH	20	Bobby Hill ('97)
BA (200+AB)	.413	Kevin Howard ('00)
BA (101-199)	.484	Pat Burrell ('96)
SLG%	.948	Pat Burrell ('96)
HIT. STREAK	20	Mark Sobolewski ('07)
CONS. ON BASE	14	Kevin Howard ('00)
CONS. HITS	9	Mike Fiore ('85)

PITCHING

APPS	44	George Huguet ('01)
REL. APPS	44	George Huguet ('01)
STARTS	19	Joe Grahe (1987)
CGs	8	Alex Fernandez ('89)
IP	147.2	Alex Fernandez ('89)
Ks	177	Alex Fernandez ('89)
WINS	15	Alex Fernandez ('89)
RECORD	11-0	Chris Hernandez ('08)
LOSSES	5	Kiki Bengochea ('00)
SAVES	15	Bryan Garcia (2014)
ERA (100+)	2.01	Alex Fernandez ('89)
ERA (1-99 IP)	1.36	Jerry Brust (1974)
CONS WINS	13	Alex Fernandez ('89)

INDIVIDUAL LEADERS - BATTING

GAMES

CAREER LEADERS

PLAYER	SEASONS	G
1. Doug Shields	1981-84	284
2. Mike Fiore	1985-88	270
3. Calvin James	1981-82, 84-85	261
4. Don Rowland	1982-85	259
5. Joe Trujillo	1986-89	256
6. Frank Dominguez	1985-88	243
Gino DiMare	1989-92	243
8. Randy Guerra	1976-79	238
9. Jim Burt	2001-04	236
10. Mike Kutner	1978-81	234

SEASON LEADERS

PLAYER	SEASON	G
1. Orlando Ariles	1983	82
Phil Lane	1983	82
Bill Wrona	1983	82
4. Mitch Seoane	1983	81
5. Calvin James	1983	80
Javier Velazquez	1983	80
7. Don Rowland	1985	79
8. Jon Leake	1985	78
9. Doug Shields	1983	77
Mike Fiore	1985	77

AT BATS

CAREER LEADERS

PLAYER	SEASONS	AB
1. Mike Fiore	1985-88	946
2. Doug Shields	1981-84	871
3. Javy Rodriguez	1999-02	868
4. Jose Trujillo	1986-89	864
5. Randy Guerra	1976-79	839
6. Mitch Seoane	1981-83	803
7. Bill Wrona	1981-83	801
8. Frank Dominguez	1985-88	780
9. Jim Burt	2001-04	764
10. Howie Shapiro	1976-79	754

SEASON LEADERS

PLAYER	SEASON	AB
1. Mitch Seoane	1983	327
2. Doug Shields	1983	316
3. Calvin James	1985	291
4. Orlando Ariles	1983	286
5. Doug Shields	1984	280
6. Mitch Seoane	1982	276
Mike Fiore	1985	276
8. Darren Mandel	1984	274
9. Don Rowland	1985	268
10. Chris Hart	1984	266

RUNS SCORED

CAREER LEADERS

PLAYER	SEASONS	RS
1. Mike Fiore	1985-88	258
2. Bobby Hill	1997-99	240
3. Doug Shields	1981-84	238
4. Jose Trujillo	1986-89	213
5. Javy Rodriguez	1999-02	201
6. Pat Burrell	1996-98	198
7. Calvin James	1981-82, 84-85	195
8. Jemile Weeks	2006-08	190
9. Jim Burt	2001-04	186
10. Howie Shapiro	1976-79	184
Phil Lane	1982-84	184

SEASON LEADERS

PLAYER	SEASON	RS
1. Bobby Hill	1998	87
2. Rudy Gomez	1996	86
3. Doug Shields	1984	82
4. Mike Fiore	1988	81
Blake Tekotte	2008	81
Jemile Weeks	2008	81
7. Yonder Alonso	2008	80
8. Pat Burrell	1997	79
Jason Michaels	1997	79
10. Bobby Hill	1999	77
Jon Jay	2006	77

HITS

CAREER LEADERS

PLAYER	SEASONS	HITS
1. Mike Fiore	1985-88	341
2. Javy Rodriguez	1999-02	321
3. Doug Shields	1981-84	271
4. Kevin Howard	2000-02	260
5. Jon Jay	2004-06	254
6. Bobby Hill	1997-99	253
7. Randy Guerra	1976-79	252
8. Jim Burt	2001-04	245
9. Bill Wrona	1981-83	243
10. Mitch Seoane	1981-83	236

SEASON LEADERS

PLAYER	SEASON	HITS
1. Orlando Ariles	1983	106
Mitch Seoane	1983	106
Jason Michaels	1997	106
4. Scott Parsons	1981	102
5. Javy Rodriguez	2002	99
6. Bobby Hill	1998	97
7. Bill Wrona	1983	96
Chris Hart	1984	96
Aubrey Huff	1998	96
10. Rudy Gomez	1996	94

DOUBLES

CAREER LEADERS

PLAYER	SEASONS	2B
1. Jose Trujillo	1985-88	65
Kevin Howard	2000-02	65
3. Mike Fiore	1985-88	63
4. Jim Burt	2001-04	60
5. Don Rowland	1982-85	55
6. Frank Dominguez	1985-88	53
Kevin Brown	1998-01	53
8. Doug Shields	1981-84	51
9. Randy Guerra	1976-79	50
Jorge Fabregas	1989-91	50

SEASON LEADERS

PLAYER	SEASON	2B
1. Jason Michaels	1997	32
2. Jon Leake	1985	27
Jim Burt	2004	27
4. Jose Trujillo	1989	26
5. Don Rowland	1985	25
6. Don Rowland	1984	24
Yasmani Grandal	2010	24
8. Mike Fiore	1988	23
9. Orlando Ariles	1983	22
Chris Hart	1985	22
Jose Trujillo	1988	22
Rudy Gomez	1996	22
Kevin Howard	2000	22

TRIPLES

CAREER LEADERS

PLAYER	SEASONS	3B
1. Jemile Weeks	2006-08	19
2. Calvin James	1981-82, 84-85	17
3. Bill Wrona	1981-83	15
4. Mitch Seoane	1981-83	14
5. Mike Metcalfe	1993-94	13
6. Benny Castillo	1971-74	12
Mike Fiore	1985-88	12
Charles Johnson	1990-92	12
9. Wayne Krenchicki	1973-75	11
Kirk Dulom	1987, 89-90	11

SEASON LEADERS

PLAYER	SEASON	3B
1. Charles Johnson	1990	9
Mike Metcalfe	1993	9
3. Kirk Dulom	1987	8
Jemile Weeks	2006	8
5. Benny Castillo	1973	7
Rick Montoni	1977	7
Bill Wrona	1982	7
Bill Wrona	1983	7
Calvin James	1985	7
Greg Erickson	1990	7
Jorge Fabregas	1990	7

INDIVIDUAL LEADERS - BATTING

HOME RUNS

CAREER LEADERS

PLAYER	SEASONS	HR
1. Phil Lane	1982-84	62
2. Pat Burrell	1996-98	61
3. Yonder Alonso	2006-08	52
4. Kevin Brown	1998-01	48
5. Ryan Braun	2003-05	45
6. Zack Collins	2014-16	42
Danny Matienzo	2000-02	42
8. Lale Esquivel	1997, 99-00	40
9. Randy Guerra	1976-79	39
Manny Crespo	1998-00	39

SEASON LEADERS

PLAYER	SEASON	HR
1. Phil Lane	1982	25
2. Yonder Alonso	2008	24
3. Pat Burrell	1996	23
4. Darren Mandel	1984	22
Kevin Brown	1999	22
6. Pat Burrell	1997	21
Aubrey Huff	1998	21
Harold Martinez	2010	21
9. Phil Lane	1983	20
Lale Esquivel	2000	20
Danny Matienzo	2002	20

TOTAL BASES

CAREER LEADERS

PLAYER	SEASONS	TB
1. Mike Fiore	1985-88	506
2. Pat Burrell	1996-98	465
3. Yonder Alonso	2006-08	432
4. Randy Guerra	1976-79	427
Javy Rodriguez	1999-02	427
6. Jim Burt	2001-04	425
7. Phil Lane	1982-84	418
8. Ryan Braun	2003-05	414
9. Doug Shields	1981-84	403
10. Frank Dominguez	1985-88	394

SEASON LEADERS

PLAYER	SEASON	TB
1. Jason Michaels	1997	189
2. Pat Burrell	1996	182
3. Orlando Ariles	1983	181
4. Aubrey Huff	1998	174
5. Pat Burrell	1997	174
6. Darren Mandel	1984	171
7. Mike Fiore	1988	169
8. Jim Burt	2004	166
9. Yonder Alonso	2008	164
10. Rudy Gomez	1996	161
Ryan Braun	2003	161

RUNS BATTED IN

CAREER LEADERS

PLAYER	SEASONS	RBI
1. Mike Fiore	1985-88	235
2. Randy Guerra	1976-79	234
3. Yonder Alonso	2006-08	215
4. Phil Lane	1982-84	200
5. Ryan Braun	2003-05	197
6. Danny Matienzo	2000-02	189
7. Pat Burrell	1996-98	187
Kevin Brown	1998-01	187
9. Frank Dominguez	1985-88	186
10. Zack Collins	2014-16	183

SEASON LEADERS

PLAYER	SEASON	RBI
1. Aubrey Huff	1998	95
2. David Thompson	2015	90
3. Jason Michaels	1997	89
4. Darren Mandel	1984	88
5. Mike Fiore	1988	83
6. Pat Burrell	1997	76
Ryan Braun	2003	76
Ryan Braun	2005	76
9. Phil Lane	1982	74
Sam Sorce	1982	74
Yonder Alonso	2007	74

STOLEN BASES

CAREER LEADERS

PLAYER	SEASONS	SB
1. Bobby Hill	1997-99	139
2. Javy Rodriguez	1999-02	135
3. Doug Shields	1981-84	123
4. Calvin James	1981-82, 84-85	119
5. Mike Fiore	198-88	109
6. Howie Shapiro	1976-79	107
7. Luis Hernandez	1991-94	102
Ryan Grimmett	1994-97	102
9. Orlando Gonzalez	1973-74	96
10. Bill Wrona	1981-83	95

SEASON LEADERS

PLAYER	SEASON	SB
1. Javy Rodriguez	2001	66
2. Orlando Gonzalez	1974	62
3. Calvin James	1985	53
Ryan Grimmett	1997	53
Mike Rodriguez	2001	53
6. Bobby Hill	1999	52
7. Jim Crosta	1974	46
Mike Metcalfe	1994	46
Bobby Hill	1998	46
10. Wes Robbins	1978	45

WALKS

CAREER LEADERS

PLAYER	SEASONS	BB
1. Mike Fiore	1985-88	222
2. Howie Shapiro	1976-79	194
3. Doug Shields	1981-84	189
4. Zack Collins	2014-16	177
5. Yonder Alonso	2006-08	172
6. Pat Burrell	1996-98	170
7. Randy Guerra	1976-79	167
8. Bobby Hill	1997-99	166
9. Benny Castillo	1971-74	161
10. Calvin James	1981-82, 84-85	160

SEASON LEADERS

PLAYER	SEASON	BB
1. Pat Burrell	1997	83
2. Zack Collins	2016	78
3. Yonder Alonso	2008	76
4. Bobby Hill	1999	73
5. Phil Lane	1983	72
6. Mike Fiore	1988	69
7. Steve Lusby	1982	68
8. Greg Vaughn	1986	63
Jason Michaels	1988	63
10. Howie Shapiro	1980	62

STRIKEOUTS

CAREER LEADERS

PLAYER	SEASONS	K
1. Kevin Brown	1998-01	221
2. Phil Lane	1982-84	192
3. Zack Collins	2014-16	164
4. Frank Dominguez	1985-88	162
5. Willie Abreu	2014-16	161
6. Ryan Grimmett	1994-97	155
7. Danny Matienzo	2000-02	153
8. Bruce Thompson	1992-95	151
9. Dave DiNatale	2007-09	149
10. Charles Johnson	1990-92	148

SEASON LEADERS

PLAYER	SEASON	K
1. Phil Lane	1983	72
Kevin Brown	2001	72
Stephen Perez	2010	72
4. Kevin Brown	1999	67
5. Phil Lane	1982	66
6. Zack Collins	2015	64
7. Johnathan Smith	1992	62
8. Dave DiNatale	2009	61
Willie Abreu	2014	61
10. Edgar Michelangeli	2016	60
Greg Vaughn	1986	60
Manny Crespo	1998	60

INDIVIDUAL LEADERS - BATTING

TOTAL SACRIFICES

CAREER LEADERS

PLAYER	SEASONS	SAC
1. Jose Trujillo	1986-89	53
2. Kris Clute	1998-01	45
3. Ryan Jackson	2007-09	43
4. Alex Cora	1994-96	42
Javy Rodriguez	1999-02	42
6. Howie Shapiro	1976-79	39
7. Luis Hernandez	1992-95	38
8. Gino DiMare	1989-92	36
9. Paco Figueroa	2002-05	35
10. Joe Nelson	1984-87	34

SEASON LEADERS

PLAYER	SEASON	SAC
1. Jose Trujillo	1987	23
2. Mike Metcalfe	1994	22
3. Joe Nelson	1986	21
4. F.P. Santangelo	1989	20
5. Dave Berg	1992	18
Kris Clute	2000	18
7. Mike Lopez-Cao	1997	17
Kris Clute	2001	17
Javy Rodriguez	2001	17
Adam Ricks	2003	17

HIT BY PITCH

CAREER LEADERS

PLAYER	SEASONS	HBP
1. Jon Jay	2004-06	38
2. Danny Figueroa	2002-05	33
3. Bobby Hill	1997-99	32
4. Blake Tekotte	2006-08	31
5. Carl Chester	2015-16	28
6. Luis Hernandez	1991-94	27
Jim Burt	2001-04	27
8. Paco Figueroa	2002-05	26
9. Kevin Brown	1998-01	25
10. Ricky Eusebio	2013-15	24

SEASON LEADERS

PLAYER	SEASON	HBP
1. Jon Jay	2006	23
2. Ricky Eusebio	2015	21
3. Bobby Hill	1997	20
4. Carl Chester	2016	19
5. Danny Figueroa	2003	17
6. Mat Erwin	1994	16
7. Jim Burt	2004	14
8. Kevin Brown	1999	13
Blake Tekotte	2007	13
10. F.P. Santangelo	1989	12
Blake Tekotte	2008	12
Zeke DeVoss	2010	12
Chantz Mack	2013	12
Dale Carey	2014	12

BATTING AVERAGE

CAREER LEADERS (300+ AB)

PLAYER	SEASONS	AVG
1. Pat Burrell	1996-98	.442
2. Yasmani Grandal	2008-10	.401
3. Aubrey Huff	1997-98	.400
4. Jason Michaels	1997-98	.396
5. Jon Jay	2004-06	.378
6. Orlando Gonzalez	1973-94	.373
7. Javy Rodriguez	1999-02	.369
8. Kevin Howard	2000-02	.368
9. Ryan Braun	2003-05	.365
10. Mike Fiore	1985-88	.361
Rudy Gomez	1994-96	.361

CARRER LEADERS (1-299 AB)

PLAYER	SEASON	AVG
1. George Iskenderian	2015	.364
2. Steve Lusby	1982-83	.359
3. Bob Taro	1951-54	.342
4. Chris Hermann	2009	.341
5. Juan Flores	1990-91	.339
Tommy Giles	2006	.339
7. Laddie Jezek	1967-69	.333
8. German Alvarez	1997-98	.332
9. Bobby Ward	1962-64	.330
10. Warren Bogle	1962-64	.329
Robert Feldman	1976-77	.329

BATTING AVERAGE

SEASON LEADERS (200+ AB)

PLAYER	SEASON	AVG
1. Mike Fiore	1987	.423
2. Rudy Gomez	1996	.420
3. Kevin Howard	2000	.413
4. Aubrey Huff	1998	.412
5. Jason Michaels	1997	.411
6. Pat Burrell	1997	.409
7. Jon Jay	2005	.408
8. Bobby Hill	1998	.404
9. Orlando Gonzalez	1974	.402
10. Yasmani Grandal	2010	.401

SEASON LEADERS (101-200 AB)

PLAYER	SEASON	AVG
1. Pat Burrell	1996	.484
2. Pat Burrell	1998	.432
3. Larry Pyle	1969	.431
4. Laddie Jezek	1969	.389
5. Aubrey Huff	1997	.385
6. Russ Jacobson	1990	.380
7. Jason Michaels	1998	.378
8. Jorge Maduro	1969	.374
9. Kim Siepe	1972	.373
Tony Barquin	1980	.373
Joey Hooft	2003	.373
Paco Figueora	2004	.373

SEASON LEADERS (50-100 AB)

PLAYER	SEASON	AVG
1. Larry Wilson	1962	.459
2. Ernie Yaroshuk	1963	.448
3. Whitey Campbell	1950	.429
4. Dennis Eich	1963	.392
5. Bob Dekreon	1955	.390
6. Bob Taro	1953	.379
7. Bobby Ward	1962	.365
8. Vince Pagley	1953	.364
9. Vaughn Flick	1974	.362
10. Robert Feldman	1977	.357

SLUGGING PERCENTAGE

CAREER LEADERS (300+ AB)

PLAYER	SEASONS	SLG
1. Pat Burrell	1996-98	.886
2. Jason Michaels	1997-98	.744
3. Aubrey Huff	1997-98	.719
4. Ryan Braun	2003-05	.672
5. Kevin Brown	1998-01	.637
Yonder Alonso	2006-08	.637
7. Manny Crespo	1998-00	.632
8. Larry Pyle	1967-69	.624
9. Yasmani Grandal	2008-10	.615
10. Lale Esquivel	1997, 99-00	.613

CAREER LEADERS (1-299 AB)

PLAYER	SEASON	SLG
1. Ed Contreras	1957-59	.615
2. Bob Taro	1951-54	.574
3. Tommy Giles	2006	.558
4. Greg Ellena	1983-86	.546
5. German Alvarez	1997-98	.532
6. Chris Hermann	2009	.528
7. Rick Ellstrom	1992-93	.524
8. Warren Bogle	1966-67	.523
9. Steve Lusby	1982-83	.522
10. Mike Maude	1980-81	.500

SEASON LEADERS (200+ AB)

PLAYER	SEASON	SLG
1. Pat Burrell	1997	.809
Yonder Alonso	2008	.777
3. Aubrey Huff	1998	.768
4. Mike Fiore	1988	.754
5. Jason Michaels	1997	.733
6. Ryan Braun	2005	.726
7. Yasmani Grandal	2010	.721
8. Yonder Alonso	2007	.705
9. Kevin Brown	1999	.690
10. Jim Burt	2004	.678

SEASON LEADERS (50-199 AB)

PLAYER	SEASON	SLG
1. Pat Burrell	1996	.948
2. Pat Burrell	1998	.924
3. Jason Michaels	1998	.760
Russ Jacobson	1999	.760
5. Donald Robinson	1992	.745

INDIVIDUAL LEADERS - BATTING / PITCHING

6. Greg Ellena	1985	.741
7. Lale Esquivel	2000	.710
8. Larry Pyle	1969	.700
9. Ed Contreras	1958	.696
10. Kevin Brown	2000	.692

Mark Bauer	1983	20
Dan Davies	1986	20
Neal Heaton	1981	20

INNINGS PITCHED

CAREER LEADERS

PLAYER	SEASONS	IP
1. Joe Grahe	1987-89	460.2
2. J.D. Artega	1994-97	458.1
3. Stan Jakubowski	1973-76	432.0
4. Dan Davies	1983-86	425.1
5. Kiki Bengochea	2000-02	392.0
6. Neal Heaton	1979-81	390.0
7. Jeff Morrison	1979-81	387.0
8. Rob Souza	1982-84	381.2
9. Mark Batten	1976-79	357.0
10. Greg Knowles	1988-91	343.2

SEASON LEADERS

PLAYER	SEASON	IP
1. Joe Grahe	1989	173.0
2. Joe Grahe	1988	167.0
3. Mike Kasprzak	1982	160.0
4. Stan Jakubowski	1974	159.1
5. Rob Souza	1984	156.0
6. Neal Heaton	1981	154.1
7. Neal Heaton	1980	151.0
8. Alex Fernandez	1989	147.2
9. Sam Sorce	1982	146.2
10. Rob Souza	1982	145.0

WALKS

CAREER LEADERS

PLAYER	SEASONS	BB
1. Rob Souza	1982-84	200
2. Dan Davies	1983-86	177
3. Kenny Henderson	1992-95	167
4. Neal Heaton	1979-81	161
5. Danny Smith	1980-83	160
6. Randy Guerra	1976-79	158
7. Joe Grahe	1987-89	154
8. Stan Jakubowski	1973-76	147
9. J.D. Artega	1994-97	143
10. Majer Steffen	1984-88	140

SEASON LEADERS

PLAYER	SEASON	BB
1. Rob Souza	1984	91
2. Joe Grahe	1989	75
3. Neal Heaton	1980	72
4. Rob Souza	1983	67
5. Randy Guerra	1978	64
6. Mike Kasprzak	1982	58
Jason Adge	1995	58
8. Oscar Munoz	1990	57
9. Neal Heaton	1981	56
10. Randy Guerra	1979	54

APPEARANCES

CAREER LEADERS

PLAYER	SEASONS	APP
1. Danny Smith	1980-83	123
George Huguet	2001-04	123
Danny Gil	2004-07	123
4. Robbie Morrison	1996-98	112
5. Luke Debold	1999-2002	103
6. Bryan Garcia	2014-16	101
7. Danny Graves	1992-94	99
8. AJ Salcines	2011-14	98
9. Rick Raether	1984-86	96
10. Andrew Lane	2003-06	95

SEASON LEADERS

PLAYER	SEASON	APP
1. Michael Neu	1999	46
2. Jay Tessmer	1995	45
Rick Raether	1985	45
4. Luke Debold	2001	44
George Huguet	2001	44
Dave Eichhorn	1983	44
Danny Smith	1982	44
8. Frankie Bartow	2016	43
Kyle Bellamy	2008	43
Danny Smith	1983	43
Eddy Reyes	1997	43

RELIEF APPEARANCES

CAREER LEADERS

PLAYER	SEASONS	APP
1. George Huguet	2001-04	123
2. Danny Gil	2004-07	115
3. Danny Smith	1980-83	112
4. Robbie Morrison	1996-98	110
5. Luke Debold	1999-2002	103
6. Bryan Garcia	2014-16	101
7. Danny Graves	1992-94	99
8. AJ Salcines	2011-14	96
9. Andrew Lane	2003-06	95
10. Rick Raether	1984-86	91

SEASON LEADERS

PLAYER	SEASON	APP
1. Michael Neu	1999	46
2. Jay Tessmer	1995	45
Rick Raether	1985	45
4. Luke Debold	2001	44
George Huguet	2001	44
6. Frankie Bartow	2016	43
Kyle Bellamy	2008	43
Danny Smith	1982	43
Danny Smith	1983	43
Dave Eichhorn	1983	43
Eddy Reyes	1997	43

COMPLETE GAMES

CAREER LEADERS

PLAYER	SEASONS	CG
1. Stan Jakubowski	1973-76	27
2. Joe Grahe	1987-89	23
3. Neal Heaton	1979-81	19
Rick Jones	1965-67	19
5. Bobby Huges	1969-61	16
6. Warren Bogle	1966-67	15
Tom Borzecki	1968-71	15
Tom Lehman	1967-69	15
Jeff Morrison	1978-81	15
Rob Souza	1982-84	15

SEASON LEADERS

PLAYER	SEASON	CG
1. Joe Grahe	1988	11
2. Joe Grahe	1989	10
Rob Souza	1984	10
4. Warren Bogle	1966	9
Neal Heaton	1981	9
Stan Jakubowski	1974	9
Stan Jakubowski	1975	9
8. Alex Fernandez	1989	8
Tom Lehman	1968	8
Rick Patrylo	1972	8
Bob Bastian	1980	8
Mark Batten	1979	8

STARTS

CAREER LEADERS

PLAYER	SEASONS	GS
1. J.D. Artega	1994-97	72
2. Dan Davies	1983-86	66
3. Joe Grahe	1987-89	61
4. Rob Souza	1982-84	57
Kenny Henderson	1992-95	57
6. Stan Jakubowski	1973-76	53
7. Alex Santos	1996-99	52
8. David Gil	1997-2000	51
Bryan Radziewski	2011-14	51
10. Chris Hernandez	2008-10	50

SEASON LEADERS

PLAYER	SEASON	GS
1. Rob Souza	1983	23
2. Dan Davies	1985	22
Joe Grahe	1989	22
Mike Kasprzak	1982	22
J.D. Artega	1997	22
6. Stan Jakubowski	1974	21
Rob Souza	1984	21
Joe Grahe	1988	20
9. Alex Santos	1999	20

INDIVIDUAL LEADERS - PITCHING

STRIKEOUTS

CAREER LEADERS

PLAYER	SEASONS	Ks
1. Joe Grahe	1987-89	433
2. Alex Santos	1996-99	386
3. Neal Heaton	1979-81	381
4. Rob Souza	1982-84	366
5. J.D. Arteaga	1994-97	343
6. Stan Jakubowski	1973-76	334
7. Bryan Radziewski	2011-14	333
8. Chris Hernandez	2008-10	320
9. David Gil	1997-2000	312
10. Kenny Henderson	1992-95	311

SEASON LEADERS

PLAYER	SEASON	Ks
1. Joe Grahe	1989	194
2. Alex Fernandez	1989	177
3. Neal Heaton	1981	172
4. Rob Souza	1984	165
5. Joe Grahe	1988	154
6. Alex Santos	1999	144
7. Alex Santos	1998	142
8. Rob Souza	1983	139
9. Neal Heaton	1980	130
10. Warren Bogle	1966	128
Stan Jakubowski	1974	128

HITS ALLOWED

CAREER LEADERS

PLAYER	SEASONS	HITS
1. J.D. Arteaga	1994-97	451
2. Dan Davies	1983-86	424
3. Joe Grahe	1987-89	382
4. Rob Souza	1982-84	368
5. Greg Knowles	1988-91	349
6. Jeff Morrison	1978-81	328
7. Mark Batten	1976-79	322
8. Stan Jakubowski	1973-76	318
9. Kiki Bengochea	2000-02	308
10. Kevin Sheary	1983-87	284

SEASON LEADERS

PLAYER	SEASON	HITS
1. Mike Kasprzak	1982	154
2. Rob Souza	1984	152
3. J.D. Arteaga	1997	141
4. Mark Bauer	1982	134
Joe Grahe	1988	134
6. Joe Grahe	1987	130
7. Dan Davies	1986	127
8. Rob Souza	1983	126
9. Sam Sorce	1982	125
10. Joe Grahe	1989	124

RUNS ALLOWED

CAREER LEADERS

PLAYER	SEASONS	RUNS
1. Rob Souza	1982-84	223
2. J.D. Arteaga	1994-97	221
3. Dan Davies	1983-86	204
4. Kiki Bengochea	2000-02	199
5. Joe Grahe	1987-89	186
6. Greg Knowles	1988-91	168
7. Kevin Sheary	1983-87	165
8. Brandon Camardese	2002-05	164
9. Dan Touchet	2001-05	157
10. David Gil	1997-2000	154

SEASON LEADERS

PLAYER	SEASON	RUNS
1. Rob Souza	1984	96
2. Kiki Bengochea	2002	78
3. Mike Kasprzak	1982	76
4. Rob Souza	1983	73
5. Joe Grahe	1987	71
6. Jason Adge	1995	69
7. J.D. Arteaga	1997	68
8. Dan Davies	1986	67
9. Scott Maine	2006	66
10. Kiki Bengochea	2001	65

EARNED RUNS ALLOWED

CAREER LEADERS

PLAYER	SEASONS	ER
1. Rob Souza	1982-84	183
2. Dan Davies	1983-86	177
3. J.D. Arteaga	1994-97	173
4. Joe Grahe	1987-89	150
5. Brandon Camardese	2002-05	149
6. Kiki Bengochea	2000-02	147
Kevin Sheary	1983-87	147
8. Dan Touchet	2001-05	134
9. Jose Prado	1991-93	119
David Gil	1997-2000	119

SEASON LEADERS

PLAYER	SEASON	ER
1. Rob Souza	1984	75
2. Mike Kasprzak	1982	68
3. Rob Souza	1983	63
4. Mark Bauer	1983	60
Jason Adge	1995	60
6. Kiki Bengochea	2002	59
7. Dan Davies	1986	57
8. Kevin Sheary	1987	56
9. Scott Maine	2006	54
Joe Grahe	1988	54

SAVES

CAREER LEADERS

PLAYER	SEASONS	SAVES
1. Bryan Garcia	2014-16	43
2. George Huguet	2001-04	39
3. Rick Raether	1984-86	37
4. Robbie Morrison	1996-98	34
5. Danny Graves	1992-94	29
6. Jay Tessmer	1994-95	23
7. Chris Perez	2004-06	20
Danny Miranda	2009-11	20
9. Kyle Bellamy	2007-09	19
Danny Smith	1980-83	19

SEASON LEADERS

PLAYER	SEASON	SAVES
1. Danny Graves	1994	21
2. Rick Raether	1985	20
Jay Tessmer	1995	20
4. Bryan Garcia	2016	18
5. Rick Raether	1986	17
6. Kyle Bellamy	2009	16
Michael Neu	1999	16
8. Danny Miranda	2011	15
Bryan Garcia	2014	15
10. George Huguet	2001	14
Robbie Morrison	1996	14

WINS

CAREER LEADERS

PLAYER	SEASONS	WINS
1. J.D. Arteaga	1994-97	43
2. Neal Heaton	1979-81	42
3. Dan Davies	1983-86	41
4. Stan Jakubowski	1973-76	40
5. Jeff Morrison	1978-81	38
6. Alex Santos	1996-99	37
7. Mark Batten	1976-79	35
8. Joe Grahe	1987-89	34
9. Jeff Alkire	1989-92	32
10. David Gil	1997-2000	31
Eric Erickson	2007-2008, 2010, 2012	31

SEASON LEADERS

PLAYER	SEASON	WINS
1. Neal Heaton	1980	18
2. Neal Heaton	1981	16
Stan Jakubowski	1974	16
4. Tom Farmer	2001	15
Alex Santos	1998	15
Clint Weibl	1996	15
Oscar Munoz	1990	15
Joe Grahe	1989	15
Alex Fernandez	1989	15
Dan Davies	1985	15
Bob Bastian	1980	15
Gavin Long	1976	15

INDIVIDUAL LEADERS - PITCHING

LOSSES

CAREER LEADERS

PLAYER	SEASONS	L
1. Kiki Bengochea	2000-02	16
Rob Souza	1982-84	16
3. Kevin Sheary	1983-87	15
4. Stan Jakubowski	1973-76	14
5. Joe Grahe	1987-89	13
6. Warren Bogle	1966-67	12
Tom Borzecki	1968-71	12
Dan Davies	1983-86	12
Kenny Henderson	1992-95	12
Eric Erickson	2007-08, 2010, 2012	12

ERA (100+ IP)

SEASON LEADERS

PLAYER	SEASON	ERA
1. Augie Ruiz	1978	1.46
2. Stan Jakubowski	1974	1.47
3. Bob Bartlett	1973	1.56
4. Mark Batten	1979	1.63
5. Chris Diaz	2013	1.64
6. Stan Jakubowski	1975	1.65
7. Gavin Long	1976	1.78
8. Alex Fernandez	1989	2.01
9. Jeff Morrison	1980	2.03
10. Neal Heaton	1980	2.09

SEASON LEADERS

PLAYER	SEASON	L
1. Rob Souza	1984	9
2. Carlos Gutierrez	2006	7
3. Shawn Purdy	1991	7
4. Fadul Arrieta	1993	7
Kiki Bengochea	2002	7
6. David Gutierrez	2009	6
Warren Bogle	1966	6
Warren Bogle	1967	6
Jason Adge	1995	6
E.J. Encinosa	2011	6
Eric Erickson	2012	6
Andrew Suarez	2013	6

ERA (1-99 IP)

SEASON LEADERS

PLAYER	SEASON	ERA
1. John Fulgham	1975	0.54
2. Danny Graves	1994	0.89
3. Kyle Bellamy	2009	0.97
4. Dean Booth	1974	1.13
5. Jay Tessmer	1994	1.16
6. Sam Robinson	2010	1.27
7. T.J. Prunty	2001	1.29
8. Jay Tessmer	1995	1.31
9. Jerry Brust	1974	1.36
10. Eric Nedeljkovic	2013	1.37

ERA (199+ IP)

CAREER LEADERS

PLAYER	SEASON(S)	ERA
1. Stan Jakubowski	1973-76	1.81
2. Neal Heaton	1979-81	2.03
3. Jerry Brust	1974-75	2.04
4. Jeff Morrison	1978-81	2.37
5. Tom Lehman	1967-69	2.38
6. Augie Ruiz	1976-78	2.42
7. Cesar Carrillo	2004-05	2.44
8. Bobby Huges	1959-61	2.52
Rick Patrylo	1971-73	2.52
Rick Raether	1984-86	2.52
Vic Stenson	1958-60	2.52

ERA (1-199 IP)

CAREER LEADERS

PLAYER	SEASON(S)	ERA
1. John Fulgham	1975	0.54
2. Jay Tessmer	1994-95	1.24
3. Dean Booth	1960-61	1.51
4. Neale Monte	1968-70	1.69
5. Ralph Maza	1969-72	1.71
6. Robbie Morrison	1996-97	1.78
7. Bob Bartlett	1971-73	1.79
8. Wally Pontiff	1973	1.92
9. Alex Fernandez	1989	2.01
10. Danny Graves	1992-94	2.02

HURRICANES BASEBALL

2018 HOME SCHEDULE



FRIDAY, FEB. 16 | 7:00 PM
SATURDAY, FEB. 17 | 7:00 PM
SUNDAY, FEB. 18 | 1:00 PM



WEDNESDAY, FEB. 21 | 6:00 PM



FRIDAY, FEB. 23 | 7:00 PM
SATURDAY, FEB. 24 | 7:00 PM
SUNDAY, FEB. 25 | 12:00 PM



FRIDAY, MARCH 2 | 7:00 PM
SATURDAY, MARCH 3 | 3:00 PM
SATURDAY, MARCH 3 | 7:00 PM
SUNDAY, MARCH 4 | 1:00 PM



FRIDAY, MARCH 9 | 7:00 PM
SATURDAY, MARCH 10 | 7:00 PM
SUNDAY, MARCH 11 | 1:00 PM



WEDNESDAY, MARCH 21 | 6:00 PM



FRIDAY, MARCH 23 | 7:00 PM
SATURDAY, MARCH 24 | 7:00 PM
SUNDAY, MARCH 25 | 1:00 PM



WEDNESDAY, APRIL 4 | 6:00 PM



FRIDAY, APRIL 6 | 7:00 PM
SATURDAY, APRIL 7 | 7:00 PM
SUNDAY, APRIL 8 | 1:00 PM



WEDNESDAY, APRIL 11 | 6:00 PM



WEDNESDAY, APRIL 18 | 6:00 PM



FRIDAY, APRIL 20 | 7:00 PM
SATURDAY, APRIL 21 | 7:00 PM
SUNDAY, APRIL 22 | 1:00 PM



WEDNESDAY, APRIL 25 | 6:00 PM



FRIDAY, MAY 4 | 7:00 PM
SATURDAY, MAY 5 | 7:00 PM
SUNDAY, MAY 6 | 1:00 PM



WEDNESDAY, MAY 9 | 7:00 PM



TUESDAY, MAY 15 | 7:00 PM



THURSDAY, MAY 17 | 7:00 PM
FRIDAY, MAY 18 | 7:00 PM
SATURDAY, MAY 19 | 1:00 PM



@CANESBASEBALL

@MIAMIHURRICANES
HURRICANESPORTS.COM