

Louisville Basketball Quick Facts

Location	Louisville, Ky. 40292
Founded / Enrollment	1798 / 22,000
Nickname / Colors	Cardinals / Red and Black
Conference	Atlantic Coast
Home Court	KFC Yum! Center (22,000)
President	Dr. James Ramsey
Vice President for Athletics	Tom Jurich
Head Coach	Rick Pitino (UMass '74)
U of L Record	361-123 (14th yr.)
Overall Record	715-251 (30th yr.)
Assistant Coaches	Wyking Jones, Mike Balado, Kenny Johnson
Dir. of Basketball Operations	David Padgett
All-Time Record	1,748-881 (101st yr.)
All-Time NCAA Tournament Record	72-41 (40 Appearances, 10 Final Fours, Three NCAA Championships - 1980, 1986, 2013)
Important Phone Numbers	
Athletics Office	(502) 852-5732
Basketball Office	(502) 852-6651
Sports Information Office	(502) 852-6581
SID - Kenny Klein, cell	(502) 599-7865
<i>email: kenny@GoCards.com</i>	

2014-15 Schedule/Results

Date	Opponent	TV	Time (EST)
November (rankings listed are #AP/USAT)			
Sat. 1	BARRY ~	WAVE	W 91-71
Sun. 9	BELLARMINE ~	WAVE	W 82-57
Fri. 14	Minnesota ^	ESPN	W 81-68
Mon. 17	JACKSONVILLE STATE +	ESPN3	W 88-39
Fri. 21	MARSHALL +	ESPNU	W 85-67
Mon. 24	SAVANNAH STATE +	ESPN3	W 87-26
Wed. 26	CLEVELAND STATE +	ESPN3	W 45-33
December			
Tues. 2	#14/13 OHIO STATE *	ESPN	W 64-55
Fri. 5	FIU	RSN	W 82-57
Tues. 9	Indiana #	ESPN	W 94-74
Sun. 14	UNC WILMINGTON !	ESPNU	W 68-57
Sat. 20	at Western Kentucky	FoxSports1	W 76-67
Tues. 23	CAL ST. NORTHRIDGE	ESPNU	W 80-55
Sat. 27	#1/1 KENTUCKY >	ESPN2	L 50-58
Tues. 30	LONG BEACH STATE	ESPN3	W 63-48
January			
Sun. 4	at Wake Forest	ESPNU	W 85-76
Wed. 7	CLEMSON	ACCN/WAVE	W 58-52
Sat. 10	at #18/17 North Carolina	ESPN	L 71-72
Tues. 13	VIRGINIA TECH	RSN	W 78-63
Sat. 17	# 4/4 DUKE	ESPN	L 52-63
Sun. 25	at Pittsburgh	CBS	W 80-68
Wed. 28	at Boston College	ACCN/WHAS	W 81-72
Sat. 31	#13/14 NORTH CAROLINA	ESPN	W 78-68/ot
February			
Tues. 3	at Miami	ACCN/WAVE	W 63-55
Sat. 7	at #3/3 Virginia	ESPN	L 47-52
Wed. 11	PITTSBURGH	ACCN/WHAS	W 69-56
Sat. 14	NC STATE	ESPN	L 65-74
Wed. 18	at Syracuse	ESPN	L 59-69
Sat. 21	MIAMI	ESPN	2 p.m.
Mon. 23	at Georgia Tech	ESPN	7 p.m.
Sat. 28	at Florida State	ESPN/ESPN2	Noon
March			
Wed. 4	NOTRE DAME	ESPN2	7 p.m.
Sat. 7	VIRGINIA	ESPN/ESPN2	TBA
Tues. 10-	at ACC Championship	TBA	TBA
Sat. 14	Greensboro (N.C.) Coliseum		

^ Armed Forces Classic, Puerto Rico ~ exhibition game
 + Global Sports Showcase, Louisville, KY
 * ACC/Big 10 Challenge, Louisville, KY
 # Jimmy V Classic, New York, NY
 ! Billy Minardi Classic, Louisville, KY
 > Basketball Hall of Fame Shootout, Louisville, KY



LOUISVILLE BASKETBALL

1980, 1986, 2013 NCAA Champions □ 10 NCAA Final Fours □ 40 NCAA Tournament Appearances

Sports Information ♦ University of Louisville ♦ Louisville, KY 40292 ♦ www.GoCards.com
 Phone: (502) 852-6581 ♦ Fax: (502) 852-7401 ♦ email: kenny@GoCards.com ♦ Twitter: @KKcards

Louisville Cardinals (20-6, 8-5 ACC)

vs. Miami Hurricanes (17-9, 7-6 ACC)



Saturday, Feb. 21 ■ 2:05 p.m. ET ■ KFC Yum! Center ■ Louisville, Ky.

PROBABLE STARTING LINEUPS

Louisville (20-6, 8-5)	Ht.	Wt.	Yr.	PPG	RPG	Hometown
F 24 Montrezl HARRELL	6-8	240	Jr.	15.4	9.3	Tarboro, N.C.
F 25 Wayne BLACKSHEAR	6-5	215	Sr.	10.5	4.4	Chicago, Ill.
C 32 Chinanu ONUAKU	6-10	230	Fr.	3.4	5.0	Lanham, Md.
G 0 Terry ROZIER	6-1	190	So.	18.0	5.5	Youngstown, Ohio
G 2 Quentin SNIDER	6-1	180	Fr.	2.5	1.2	Louisville, Ky.

Miami (17-9, 7-6)	Ht.	Wt.	Yr.	PPG	RPG	Hometown
F 22 Omar SHERMAN	6-8	260	Fr.	5.4	2.6	Duncanville, Texas
C 23 Tonye JEKIRI	7-0	244	Jr.	8.5	10.4	Hialeah, Fla.
G 5 Davon REED	6-6	208	So.	7.4	3.1	Ewing, N.J.
G 10 Sheldon McCLELLAN	6-5	205	Jr.	14.8	4.9	Houston, Texas
G 13 Angel RODRIGUEZ	5-11	180	Jr.	12.6	2.5	Cupey, Puerto Rico

Head Coach: Jim Larranaga (Providence '71) 83-45 in 4th yr. at UM; 553-379 in 31st yr. overall.

Louisville returns to the KFC Yum! Center as the Cardinals face the Miami Hurricanes for the second time this season on Saturday. Louisville dropped its last game 69-59 at Syracuse on Feb. 18 as Terry Rozier led the Cardinals with 17 points in the loss. With UofL guard Chris Jones out with a suspension, freshman Quentin Snider gained his first career start and totaled a career-best 13 points, four assists and committed no turnovers. Miami (16-9, 6-6) has won three of its last four outings, including a 76-52 victory over Virginia Tech on Feb. 18 as Sheldon McClellan scored 21 points and Tonye Jekiri added 15 points and 15 rebounds.

GAME FACTS

Site: KFC Yum! Center/Crum Court, Louisville, Ky. (22,000) (79-12 in 5th yr.)
Television: ESPN
 Tom Hart, play-by-play;
 Doris Burke, analyst.
Radio: WKRD (790 AM) Paul Rogers, play-by-play; Doug Ormay, analyst (Sirius 93, XM 193)
Series History: Louisville leads 8-2 (2-0 in Louisville, 5-2 in Coral Gables, 1-0 neutral)
Last Meeting: UofL 63, Miami 55 (Feb. 3, 2015 at Coral Gables, Fla.)
UofL National Ranking: 12th USA
 Today, 12th Associated Press
Officials: Mike Eades, Earl Walton, Tim Comer
Next UofL Game: Feb. 23 at Georgia Tech, Atlanta, Ga., 7 p.m. ET (ESPN)

CARD FILE

■ Louisville's academic performance in the recently completed fall semester was impressive, with **15 of its 16** men's basketball student-athletes achieving a 3.0 or better grade point average. The Cardinals posted a **collective 3.33 GPA** for the 2014 Fall Semester, just short of the team record of 3.47 achieved last fall.

■ **Terry Rozier** has averaged 19.4 points and 5.9 rebounds over the last eight games, scoring over 20 points in five. He has averaged 18.0 points overall and 18.9 in ACC games, both which are third in the league. He is fourth in the ACC in steals.

■ Louisville's **116 victories** over the last four years are the **most wins in the nation** in that stretch. Louisville is the only school in the nation with three straight 30-win seasons, including a school-record 35 victories by its 2012-13 NCAA Title team.

■ Louisville has shot 50 percent or above in a half eight times over its last eight games, including shooting 53.8 pct. in the first half at Syracuse in its last game. The Cardinals have shot above 47 percent from the field on 12 occasions this season, including eight times in the last 14 games.

■ Louisville is seeking its **80th** victory in the KFC Yum! Center. The Cardinals have a 79-12 record in their fifth season in the spectacular arena.

■ Louisville has a **44-13** record in February over the last eight years (since 2007-08), winning 13 of its last 16 in the month.

■ UofL has produced its 13th consecutive season with 20 or more victories.

■ **About Miami** — Miami (16-9, 6-6) has won three of its last four outings, including a 76-52 victory over Virginia Tech on Feb. 18 as junior guard Sheldon McClellan scored 21 points and junior center Tonye Jekiri added 15 points and 15 rebounds.



Junior guard Angel Rodriguez is second in the ACC in steals (2.0 spg, 12.6 ppg, 4.3 apg, 45-of-146 three-pointers), Jekiri leads the ACC in rebounding (10.4 rpg, 8.5 ppg) and McClellan is the Hurricane's top scorer (14.8 ppg, 4.9 rpg). Miami, which has beaten three ranked opponents this season including two on the road, commits just 10.3 turnovers per game, 15th best in the nation.

Statistical Comparison		
	Miami	UofL
Record	17-9	20-6
Scoring Average	68.8	71.1
Points Allowed	62.9	59.4
Scoring Margin	+5.9	+11.7
FG Percentage437	.434
Opp. FG Percentage422	.379
3-Pt. Percentage360	.305
FT Percentage724	.671
Rebound Margin	-0.3	+3.5
Turnover Margin	+1.3	+2.8

Louisville has an 8-2 series advantage over Miami. The Cardinals have won the last four meetings, including a 63-55 victory in Coral Gables, Fla. earlier this season (2-3-15) as Terry Rozier led the Cardinals with 22 points and Chris Jones produced 16 points, eight rebounds, six steals and five assists (box score and series results on page four of these notes).

UofL Coach Rick Pitino has an 4-0 record against Miami -- three victories came at Louisville and one as Pitino's 1986-87 Providence team which reached the Final Four beat Miami 92-88 (1/20/87). Miami is 40th in the Sagarin ratings, 64th RPI through Feb. 18.

■ **Rozier Consistent for Cards** — In his last eight games, Terry Rozier has averaged 19.4 points, 5.9 rebounds, 3.1 assists and shot 80.4 percent from the free throw line (37-of-46), scoring 22 or more points in five of those games. He produced his first two career double-doubles in that stretch, with 22 points, 10 rebounds and two steals against North Carolina on Jan. 31; and 22 points, 10 rebounds and three assists against Pittsburgh in Louisville. He scored 18 of his 22 points in the second half against Pitt, helping to key a 22-2 second half run as the Cardinals went from a six-point deficit to a 14-point lead. He had scored in double figures in 19 consecutive games before scoring seven against NC State. He led UofL with 17 points at Syracuse.

Rozier leads the Cardinals and is third in the ACC in scoring (18.0 ppg, ranking 46th in the nation) and is fourth in the ACC in steals (1.9 spg). He is also second in the ACC in scoring for league games only (18.9 ppg). Rozier was twice named ACC Player of the Week, including Dec. 22 after scoring a career-high 32 points at Western Ky.; and on Feb. 2. He has averaged 22.3 points in the Cards' nine road or neutral site games, including 21.0 points in Louisville's seven conference road games. Rozier and Notre Dame's Jerian Grant are the only two players to rank among the top 10 in the ACC in scoring, steals and free throw percentage.

■ **Jones Leads in Steals** — Chris Jones was suspended for the Cardinals' game at Syracuse for a violation of team rules. He leads the ACC in steals (2.0) and is third in the league in assists for conference only games, averaging 4.8. In his last 12 games -- all ACC games -- he has averaged 15.9 points, 4.8 assists, 3.9 rebounds, 2.0 steals and shot 44.1 percent from the field. He scored a career-high 28 points and grabbed at team-high six rebounds at Boston College on Jan. 28. He totaled 22 points, a then career-high 10 assists and three steals at Wake Forest, scoring 20 in the second half. It was the first 20 points/10 assists effort by a Louisville player in 12 years, since Reece Gaines had 30 points and 10 assists in a 110-86 victory over TCU in the Conference USA

Tournament first round on March 6, 2002. He handed out a career-high 11 assists with just two turnovers against Virginia Tech. Jones has scored nine or more points in 21 of the Cardinals' 25 games this season, has gathered three or more steals in eight games and leads the Cards averaging 3.7 assists per game. He needs seven assists to reach 100 for the season.

■ **National Statistics Leaders** — Louisville ranks among the nation's top 30 in eight statistical categories through games of Feb. 18. Individually, Montrezl Harrell is 31st nationally in rebounding (9.3) and 24th in field goal percentage (.577). Terry Rozier is 67th in steals (1.9) and 48th in scoring (18.0). Chris Jones is 31st in steals (2.0).

Louisville in NCAA Statistics		
Nat'l. (through Feb. 18)		
Rank	Category	Stat
9	Blocked Shots	5.9
13	3 Pt FG Defense	29.1
14	FG Percentage Defense	37.9
17	Rebounds per game	39.0
18	Scoring Margin	+11.7
21	Steals	8.2
23	Scoring Defense	59.4
26	Turnover Margin	+2.8
32	Defensive Rebounds	26.3
34	Offensive Rebounds	13.0
38	Free Throw Attempts	607

■ **Card Clips** — Quentin Snider had scored 17 points total in ACC games before scoring a career-high 13 points at Syracuse ... Louisville's 15 assists at Syracuse were its most in seven games ... At Syracuse, Chinanu Onuaku totaled a career-high matching 11 rebounds and added eight points and three assists, matching his top efforts in an ACC game ... Louisville has just nine steals collectively in its last four games. The Cardinals had been seventh nationally averaging 9.3 steals a game prior to that stretch ... Montrezl Harrell matched a career-high with four assists at Syracuse, adding 15 points, nine rebounds and the Cardinals' only two steals of the game ... Louisville is ninth nationally in blocks (5.9) and swatted four in its last game at Syracuse. Onuaku is fifth in the ACC in blocks (1.5 per game) and has blocked a shot in 16 games, including nine with multiple swats ... Louisville missed its four three-point attempts vs. Pitt, the first time since 1992 that the Cardinals had not made a three-pointer in a game ... Louisville's bench has been scoreless in four games this season, including two of the last five. Entering this year, it had been since Dec. 5, 2000 vs. Georgetown when the Cards' bench had last finished with zero points.

■ **Harrell Strong Inside** -- All-America forward Montrezl Harrell is averaging 15.4 points (seventh in the ACC), 9.3 rebounds (fourth in the ACC, 31st in the nation) and is shooting 57.7 percent from the field (fourth in the ACC, 24th in the nation). His free throw percentage of 59.1 percent is up nearly 13 percentage points over his 46.4 mark from last season. He has 17 dunks in his last eight games. He has produced a double-double in nine of his last 21 games and on 21 occasions in his career, including his latest with 28 points - one below his career high -- 12 rebounds and a career-best five blocked shots against Pittsburgh on Feb. 11. His nine double-doubles this season are second in the ACC and 41st nationally. He has scored in double figures in 32 of his last 37 games, including 20 games with 15 points or more. He is among the ACC's active top five in career scoring, rebounds and blocked shots.

Harrell scored a career-high 30 points in the Cardinals' season opener against Minnesota. He added seven rebounds, two steals and shot an impressive percentage in all facets -- 9-of-12 field goals, including 3-of-4 three-pointers, and 9-of-10 free throws. For his efforts, he was honored as the national player of the week by ESPN.com, CBSSports.com and others. He has been selected as the ACC Player of the Week twice this season.

2014-15 Louisville Cardinals Roster



No.	Name	Pos.	Ht.	Wt.	Yr.	Hometown (Previous School)
0	Terry Rozier	G	6-1	190	So.	Youngstown, Ohio (Hargrave Military Acad.)
1	Anton Gill	G	6-3	190	So.	Raleigh, N.C. (Hargrave Military Academy)
2	Quentin Snider	G	6-1	180	Fr.	Louisville, Ky. (Ballard HS)
3	Chris Jones	G	5-10	175	Sr.	Memphis, Tenn. (NW Florida College)
4	Dillon Avare	G	6-0	150	Fr.	Lexington, Ky. (Lexington Catholic HS)
5	Matz Stockman	F/C	7-0	240	Fr.	Oslo, Norway (Canarias Baaetball Acad.)
10	Jaylen Johnson	F	6-9	215	Fr.	Ypsilanti, Mich. (Ypsilanti HS)
12	Mangok Mathiang	F/C	6-10	220	So.	Melbourne, Australia (IMG Academy)
14	Anas Mahmoud	F	7-0	200	Fr.	Cairo, Egypt (West Oaks Academy)
21	Shaqquan Aaron	G	6-7	170	Fr.	Seattle, Wash. (Rainier Beach HS)
23	David Levitch	G	6-3	180	So.	Goshen, Ky. (North Oldham HS)
24	Montrezl Harrell	F	6-8	240	Jr.	Tarboro, N.C. (Hargrave Military Academy)
25	Wayne Blackshear	G/F	6-5	215	Sr.	Chicago, Ill. (Morgan Park HS)
32	Chinanu Onuaku	F/C	6-10	230	Fr.	Lanham, Md. (Riverdale Baptist HS)

Pronunciation: Shaqquan (shuh-KWAN), Montrezl Harrell (mon-TREZ, silent "L" HAIR-uhl), Levitch (LEV-itch), Anas Mahmoud (AH-nuss mah-MOOD), Mangok Mathiang (MANG-go, silent "K" MATH-ee-ang), Chinanu Onuaku (Chih-NAH-noo On-ooH-AH-koo), Rozier (row-ZEER), Matz (Motts).

■ **Offense Continues to Improve** -- In winning five of its last eight games, Louisville has shot a combined 45 percent from the field, shooting 50 percent or above in three of those games. Louisville's 65.2 percent shooting accuracy from the field at Pitt (30-of-46) was its best in 22 years -- since shooting 70 percent vs. Tulane (35-of-50) on Feb. 27, 1993. It set a Peterson Events Center record and was the highest allowed in Pitt Coach Jamie Dixon's 14 seasons. The Cards shot 70.8 percent from the field in the first half at Pitt (17-of-24). While the Cardinals shot just 32.8 percent from the field vs. NC State two games ago -- their sixth time shooting below 34 percent in a game this season -- Louisville has shot above 47 percent from the field on 12 occasions this season, including eight times in the last 14 games. Louisville has shot 50 percent or above in a half eight times over its last eight games, including shooting 53.8 pct. in the first half at Syracuse in its last game.

■ **Thieving Cardinals** -- Louisville continued this year as in recent seasons with good defensive pressure. The Cardinals are averaging 8.2 steals, ranking 21st in the nation. UofL has produced double-digit steals in 14 of its 26 games this season, but collected just nine in its last four games combined. Five UofL foes have had more turnovers than field goals this season. Chris Jones and Terry Rozier are two of the top four individual leaders in steals in the ACC.

Last season, the Cardinals led the nation in turnover margin (+6.7) and ranked second nationally in steals (10.0 per game). Louisville is the only team to rank among the nation's top 10 in steals each of the last three seasons (8.8 steals in 2011-12, 7th in the nation; 9.3 steals in 2010-11, 7th in the nation). The Cards' 430 steals in 2012-13 was a new school record.

■ **Cards Continue Productive Defense** — Louisville teams under Rick Pitino have been known for their defensive intensity and this year's unit has followed in that tradition. UofL has limited its opponents to less than 60 points in 13 games this season (eight of last 18), allowing an average of 59.4 points to rank 23rd in the nation in scoring defense. Louisville has committed fewer turnovers than its opponent in 17 of 26 games and is 26th in the nation in turnover margin (+2.8).

Louisville has ranked among the nation's top 40 in field goal percentage defense in 11 of the past 13 years, including this season's .379 percentage, which ranks 14th nationally. UofL has held 16 of its 26 opponents under 40 percent shooting from the field, including a season-best 19.6 percent against Savannah State. UofL is 13th nationally in three-point field goal percentage defense (.291). Louisville has the nation's No. 7 defense in Ken Pomeroy's adjusted defensive ratings and ranks 18th in the overall ratings.

U of L National Ranking in Field Goal Percentage Defense	
2002-03	31st
2003-04	2nd
2004-05	8th
2005-06	49th
2006-07	25th
2007-08	8th
2008-09	22nd
2009-10	161st
2010-11	12th
2011-12	6th
2012-13	37th
2013-14	20th
2014-15	14th

■ **Career Leader** — Montrezl Harrell became the UofL career leader in dunks with seven slams against Indiana on Dec. 9, passing Pervis Ellison. He had two dunks in his last game at Syracuse, has 53 on the season (tied for the fourth most in a single season) and has 194 career dunks. Harrell's school-record 97 dunks last year shattered the Cards' single-season mark by 38 slams.

Harrell became the 66th career 1,000-point scorer at Louisville, passing the mark with 18 points at Pittsburgh (1,130 now, ranking 48th in career scoring at UofL). The Cardinals are second in the nation behind North Carolina (71) in career 1,000-point scorers. Wayne Blackshear is also within striking distance of that milestone with 903 career points, passing the 900 mark with 19 points two games ago vs. NC State. Harrell needs 11 rebounds to reach 700 for his three-year career.

MOST DUNKS / CAREER

Rk.	Name	Year	Dunks
1.	Montrezl Harrell	2012-14	194
2.	Pervis Ellison	1985-89	162
3.	Darrell Griffith	1976-80	156
4.	Alvin Sims	1993-96	123
5.	Cornelius Holden	1988-92	117

■ **Cardinal Spurts** — In its 26 games this season, Louisville has produced 43 runs of 8-0 or better, including runs of 9-0, 10-0 and 8-0 three games ago vs. Pitt. The Cardinals had a season-best 29-0 run to open the game vs. Savannah State on Nov. 24. Louisville has forced its opponents into 70 scoring droughts of three minutes or more, including holding Syracuse scoreless for separate stretches of 3:01 and 3:20 in its last game.

■ **Big Crowds** — Louisville fans have flocked to the KFC Yum! Center. The Cardinals' Dec. 27 crowd of 22,812 that witnessed the UofL game against Kentucky was the third-largest in the KFC Yum! Center and the Dec. 5 game against Ohio State produced a crowd of 22,784, sixth largest in the five years in the spectacular arena. Louisville has ranked third nationally in home attendance each season in the KFC Yum! Center and has been in the top six for the last 33 consecutive seasons. A pair of preseason intrasquad scrimmages, both televised live locally, drew crowds of over 10,000 each.

Largest KFC Yum! Center Crowds

Crowd	Opponent	Result	Date
1. 22,815	Notre Dame	W 73-57	3/9/13
2. 22,814	Syracuse	L 68-70	1/19/13
3. 22,812	Kentucky	L 50-58	12/27/14
4. 22,810	Kentucky	W 80-77	12/29/12
5. 22,803	Kentucky	L 63-78	12/31/10
6. 22,791	Duke	L 63-52	1/17/15
7. 22,784	Ohio State	W 64-55	12/5/14

■ **Good Start** — Louisville has started with at least a 20-6 record seven times in UofL Coach Rick Pitino's 14 seasons, including the last four seasons. UofL won its first 11 games this year, just the fifth time in Louisville history the Cards have won as many to open their season. Louisville's best start under Pitino through 25 games was a 22-4 mark accomplished twice.

■ **Blackshear Named to Capital One Academic All-District First Team** — UofL

forward Wayne Blackshear was named to the Capital One Academic All-District 2 men's basketball first team, as selected by the College Sports Information Directors of America (CoSIDA). Inclusion on the all-district team will move him on to consideration for Capital One Academic All-America honors. District 2 encompassing schools from the states of Pennsylvania, New Jersey, Kentucky, West Virginia, Delaware, Maryland as well as the District of Columbia. Blackshear is one of three ACC players selected on the eight district teams (also North Carolina's Marcus Paige, Virginia Tech's Christian Beyer).

■ **Wear Red March 7** — The annual "Wear Red for the Seniors" game is set for

March 7 when Louisville faces Virginia in the final home game of the regular season. Cardinal fans are encouraged to wear red attire at that game. Louisville has won 12 of its last 13 Senior Day games, including last year's 81-48 victory over eventual national champion and No. 19 ranked Connecticut on March 8, 2014. Fans participated in a "White Out" for the Jan. 31 game against North Carolina in the KFC Yum! Center, a 78-68 overtime victory for the Cardinals.

■ **Board Work** — Louisville's average of 39.0 rebounds per game is the 17th-highest in the nation. While some have logged minutes at other positions, the Cardinals' center rotation of Chinanu Onuaku, Mangok Mathiang, Anas Mahmoud and Matz Stockman have combined to average 11.3 rebounds a game. Onuaku (11), and Mahmoud (1) combined for 12 rebounds at Syracuse in Louisville's last outing. The Cardinals are getting nearly 10 rebounds a game from its starting backcourt of Terry Rozier (5.5 rpg) and Chris Jones (3.9). Louisville has held a rebounding advantage in 16 of its 26 games, but the Cards have been beaten on the boards in five of the last 12. UofL won the rebounding battle 32-31 at Syracuse in its last game, gathering nine offensive rebounds. The Cards are 34th nationally in offensive rebounds per game (13.0 per game).

■ **Comeback Cards** — Louisville recovered from an 18-point, second-half deficit against North Carolina to win 78-68 in overtime on Jan. 31. It was Louisville's largest comeback in victory since the Cardinals beat Marquette 71-70 on Jan. 15, 2011 after U of L had trailed by 18 with 5:44 to play. It was the Cardinals' first overtime game since falling 104-101 in five overtimes at Notre Dame on Feb. 9, 2013. Louisville outrebounded North Carolina 30-17 in the second half and overtime. Louisville cut a 13-point second half deficit at Virginia to three before falling.

Best UofL Starts Under Rick Pitino

(through 26 games)

Year	Record	Finish
2013-14	22-4	32-6 NCAA Sweet 16
2004-05	22-4	33-5 NCAA Final Four
2012-13	21-5	35-5 NCAA Champion
2008-09	21-5	31-6 NCAA Elite Eight
2014-15	20-6	<i>in progress</i>
2007-08	20-6	27-9 NCAA Elite Eight
2011-12	20-6	30-10 NCAA Final Four

Louisville Free Throws

First 8 Games	141-239	.590
Last 17 Games	259-354	.733

Series vs. Miami

(Won 8, Lost 2)

Date	UL	UM
Jan. 5, 1951 (A)	73	60
Dec. 29, 1952 (A)	84	74
Jan. 31, 1957 (A)	89	60
Jan. 30, 1961 (A)	69	71
Dec. 6, 1961 (H)	77	59
Feb. 9, 1963 (A)	84	94
Dec. 28, 1965 (N)*/OT	85	84
Dec. 31, 2005 (A)+	58	43
Dec. 26, 2006 (H)	82	59
Feb. 3, 2015 (A)	63	55

* Hurricane Classic (Miami Beach, FL)
+ Metro PCS Orange Bowl Classic (Miami, FL)

■ **Conference Shifting for the Cards**

— The University of Louisville joined the Atlantic Coast Conference on July 1, 2014, its third different conference in three years. The Cardinals were members of the Big East Conference for eight years before the league split, with Louisville moving with four others to form the American Athletic Conference in 2013. UofL's association with the American was for one season in 2013-14, as the Cardinals accepted an invitation to join the Atlantic Coast Conference on Nov. 28, 2012. Louisville has been a member of eight different conferences, including six in the last 40 years.

UofL's Conference History

Conference	Years
Kentucky Intercollegiate Athletic	1925-48
Ohio Valley	1948-49
Missouri Valley	1964-75
Metro	1975-95
Conference USA	1995-2005
Big East	2005-13
American Athletic	2013-14
Atlantic Coast	2014-current

■ **Guide Online** — The UofL Men's Basketball Guide is available online at GoCards.com, specifically at <http://www.gocards.com/sports/m-baskbl/spec-rel/lou-mbb-guide-1415.html>

Last Meeting vs. Miami

Louisville 63, Miami 55
Feb. 3, 2015 -- Coral Gables, Fla.
(BankUnited Center)

Louisville 63

Player	min	FG	3FG	FT	Reb	Ast	TO	BL	ST	PF	TP
Harrell	f 39	7-12	0-1	4-7	9	0	3	2	0	1	18
Blackshear	f 35	3-5	1-3	0-0	2	1	2	2	0	4	7
Onuaku	c 15	0-0	0-0	0-0	2	0	0	3	0	4	0
Rozier	g 38	8-17	2-8	4-5	6	0	2	0	3	1	22
Jones	g 40+	5-11	1-3	5-6	8	5	3	0	6	3	16
Gill	0+	0-0	0-0	0-0	0	0	0	0	0	0	0
Snider	2	0-0	0-0	0-0	0	0	0	0	0	0	0
Johnson	1	0-0	0-0	0-0	0	0	0	0	0	0	0
Mathiang	21	0-2	0-0	0-0	4	1	1	0	0	3	0
Mahmoud	4	0-0	0-0	0-0	0	0	0	0	0	0	0
Aaron	5	0-1	0-0	0-0	0	0	1	0	0	0	0
Team					2						
Totals	200	23-48	4-15	13-18	33	7	12	7	9	16	63

Total FG%	1st H: 15-22 68.2%	2nd H: 8-26 30.8%	Game: 47.9%
3-Pt. FG%	1st H: 3- 7 42.9%	2nd H: 1- 8 12.5%	Game: 26.7%
F Throw %	1st H: 2- 4 50.0%	2nd H: 11-14 78.6%	Game: 72.2%

Miami 55

Player	min	FG	3FG	FT	Reb	Ast	TO	BL	ST	PF	TP
Thomas	f 8	0-0	0-0	0-0	0	0	0	0	0	1	0
Jekiri	c 32	5-14	0-0	0-0	10	2	1	0	0	2	10
McClellan	g 25	2-5	0-1	2-2	2	0	1	0	2	1	6
Rodriguez	g 24	2-9	0-3	2-2	1	1	2	0	0	5	6
Lecomte	g 13	0-1	0-0	3-3	0	3	1	0	1	0	3
Newton	19	0-5	0-2	3-4	1	1	2	0	0	0	3
Reed	33	7-8	5-6	0-0	5	1	2	0	2	4	19
Palmer	8	1-4	0-2	1-2	1	0	0	0	0	2	3
Sherman	15	0-3	0-2	1-2	0	0	0	0	0	1	1
CruzUceda	23	1-4	1-3	1-2	4	0	2	1	2	0	4
Team					8						
Totals	200	18-53	6-19	13-17	32	8	11	1	7	16	55

Total FG%	1st H: 9-24 37.5%	2nd H: 9-29 31.0%	Game: 34.0%
3-Pt. FG%	1st H: 3- 7 42.9%	2nd H: 3-12 25.0%	Game: 31.6%
F Throw %	1st H: 5- 6 83.3%	2nd H: 8-11 72.7%	Game: 76.5%

Score by Periods	1st	2nd	Total	Attendance: 6,563
Miami	26	29	55	Ties: 0
Louisville	35	28	63	Lead Changes: 0

2014-15 University of Miami Hurricanes Men's Basketball Roster

No.	Name	Pos.	Ht.	Wt.	Yr.	Hometown (Previous School)
0	Ja'Quan Newton	G	6-2	185	Fr.	Philadelphia, Pa. (Neumann-Goretti HS)
1	Deandre Burnett	G	6-2	195	Fr.	Miami, Fla. (Carol City HS)
2	Joe Thomas	F	6-7	245	Gr.	Miami, Fla. (Niagara)
5	Davon Reed	G	6-6	208	So.	Ewing, N.J. (Princeton Day School (N.J.))
10	Sheldon McClellan	G	6-5	205	Jr.	Houston, Texas (Bellaire)
11	Mike Fernandez	G	6-1	190	So.	Coral Gables, FL (Belen Jesuit)
12	James Palmer	G	6-5	200	Fr.	Washington, D.C. (St. John's College HS)
13	Angel Rodriguez	G	5-11	180	Jr.	Cupey, P.R. (Kansas State University)
20	Manu Lecomte	G	5-11	170	So.	Brussels, Belgium (Athene des Pagodes)
21	Kamari Murphy	F	6-8	216	Jr.	Brooklyn, N.Y. (Oklahoma State)
22	Omar Sherman	F	6-8	260	Fr.	Duncanville, Texas (Duncanville)
23	Tonye Jekiri	C	7-0	244	Jr.	Hialeah, Fla. (Chapagnat Catholic)
33	Ivan Cruz Uceda	F	6-10	237	Jr.	Madrid, Spain (Harcum College (Pa.))
35	Chris Stowell	F	6-6	190	Fr.	Exeter, N.H. (Tilton School (N.H.) / Exeter)

Head Coach: Jim Larranaga **Asst. Coaches:** Eric Konkol, Michael Huger, Chris Caputo

■ **Doing It With D** — The Cardinals have scored 388 of their 1,849 points off turnovers (21 percent). Louisville is averaging 14.9 points per game off turnovers. UofL turned seven turnovers into six points in its last game, its second-lowest of the season.

■ **Card File** — Wayne Blackshear's 19 points against NC State were his most since a career-high 31 points against Cal State Northridge 15 games ago. He did not score in at Syracuse, playing 19 minutes due to foul trouble ... Chris Jones needs 23 points for 700 in his two seasons at UofL. Jones needs seven assists for 100 this season ... Including his two years of junior college, Chris Jones has totaled 1,862 career points and grabbed 270 career steals ... Louisville is the only school to have teams ranked among the nation's top 25 in all four sports of football (#24 AP), men's basketball (#12 AP), women's basketball (#8 AP) and baseball (#12 Collegiate Baseball) ... The Cardinals have led by double digits at one point in 21 of its 26 games ... Terry Rozier has made the second-highest scoring improvement in the ACC, rising from his 7.0 average last season to his current 18.0 scoring average.

Syracuse forward Rakeem Christmas leads the ACC in scoring improvement, up 12.4 points over last year ... Louisville has shot 72.7 percent on the season in the last five minutes (136-of-187), above its season figure ... This is UofL Coach Rick Pitino's 30th season as a collegiate head coach and his 40th season coaching, including his start as a graduate assistant at Hawai'i in 1974-75 and eight years as a head coach and assistant in the NBA ... Louisville's bench has been scoreless in four games this season.

U of L Statistical Comparison

	1st Half	2nd Half	Total
Scoring Average	33.3	37.1	71.1
Points Allowed	26.0	33.1	59.4
Scoring Margin	+7.3	+4.0	+11.7
FG Percentage427	.439	.434
Opp. FG Percentage357	.402	.379
3-Pt. Percentage307	.301	.305
Opp 3-Pt. Pct.295	.290	.291
FT Percentage618	.701	.671
Rebound Margin	+1.1	+2.2	+3.5
Turnovers	5.8	6.0	11.8
Turnover Margin	+2.1	+0.6	+2.8

■ **Success vs. Top 25 Foes** -- Louisville has faced six Associated Press Top 25 opponents during the 2014-15 season, winning two of the six. Louisville has won 26 of its last 44 against AP ranked opponents, falling at No. 3 Virginia in its last top 25 matchup. Louisville has a 44-32 record against Top 25 teams over the last seven years (2-4 this year, 5-5 in 2013-14, 6-3 in 2012-13). UofL has been victorious six of the last 14 times it has faced an AP top-five opponent. UofL has won 16 of its last 34 games when facing Top 10 teams, spanning the last eight years.

■ **Statistical Trends** — U of L is 158-9 over the last 14 seasons under Coach Rick Pitino when scoring 80 or more points (10-0 this year, 20-1 last season, 11-1 in 2012-13) ... Over the past 14 years under Pitino, Louisville is 125-6 when shooting 50 percent or better from the field (7-0 this year, 15-0 last year, 10-0 in 2012-13) ... U of L is 289-46 when holding its opponent below 70 points over the past 14 years under Pitino (17-4 this year, 27-1 last year, 32-1 in 2012-13).

■ **Toy Collection Successful** — Cardinal fans contributed over 1,200 new toys at the Cardinals' Dec. 5 home game. The collection was associated with UofL Athletics' CardsCARE program and Kyle's Korner for Kids, the community outreach established in 2011 by former Cards' forward Kyle Kuric three years ago. The toys were delivered to kids at Kosair Children's Hospital near Christmas day by members of the team.

■ **Tough Schedule** — Fifteen of Louisville's 31 games this season will be against teams that were ranked among the nation's top 25 or were receiving votes in the preseason USA Today coaches poll, including six games among teams in the top eight (1 Kentucky, 3 Duke, 6 North Carolina twice, 8 Virginia twice, 20 Ohio State, 24 Syracuse; receiving votes: Pittsburgh twice, Minnesota, Notre Dame, Florida State, Miami twice). Four of the top nine teams in the preseason poll hail from the ACC. Louisville's overall schedule has been ranked among the top 12 toughest by the ratings percentage index (RPI) in six of the last seven seasons (35th this year through Feb. 18).

Nearly half of the Cardinals' games will be played against teams that participated in post-season competition last season, including 11 from the 2014 NCAA Tournament (NCAA Tournament: Duke, North Carolina twice, Florida State, Kentucky, NC State, Ohio State, Pittsburgh, Syracuse, Virginia twice; NIT: Clemson twice, Minnesota; College Insiders.com Tournament: Cleveland State). Twenty-one of the Cardinals' games will be played against teams that won at least 17 games last season.

■ **Cards Men, Women in Top 25** — Louisville is one of four schools with both its men's and women's teams ranked among the nation's top 10 teams (also Notre Dame, Duke, Kentucky). Louisville's men's team is 12th while the women's team is eighth in the Feb. 16 Associated Press polls. Last season, Louisville was one of two schools in the nation with both its men's and women's teams ranked among the nation's top 10 teams in the final AP poll (UofL men #5, women #4), joining Duke with that distinction.

■ **Four With 700** — When UofL Coach Rick Pitino won his 700th career collegiate coaching victory on Nov. 26 against Cleveland State, the ACC became the first conference in NCAA history to have four active coaches with 700 or more career wins. Duke's Mike Krzyzewski (1006), Syracuse's Jim Boeheim (965) and North Carolina's Roy Williams (742) have also reached the 700-win plateau (through Feb. 18). The previous high was three by the Big East Conference during the 2011-12 season when Syracuse's Jim Boeheim, Connecticut's Jim Calhoun and West Virginia's Bob Huggins all had 700 or more career victories. Pitino is the second coach to have wins at five different Division I schools among his first 700 victories (other is Bob Huggins).

■ **Fab February** — UofL has a 44-13 record (.772) during the month of February over the last seven years, dating back to the 2007-08 season. The Cards have won 13 of their last 16 games in February (2-3 this year, 7-0 last year, 6-1 in 2012-13, 5-3 in 2011-12, 5-2 in 2010-11 and 2008-09, 6-2 in 2009-10, 8-0 in 2007-08).

■ **Defensive Gem** — Louisville produced a defensive gem with its 87-26 victory over Savannah State on Nov. 24. The 26 points were the fewest for a UofL opponent since the Cardinals won 20-13 at Georgetown College on Feb. 4, 1947. Savannah State's seven points in the first half were the fewest points allowed in a half by UofL since at least 1972-73. UofL jumped out to a 29-0 lead to start the game.

Louisville Career Double-Doubles

Montrezi Harrell (21)		
Pittsburgh (H)	2/11/15	28 pts., 12 reb.
North Carolina (H)	1/31/15	22 pts., 15 reb.
Duke (H)	1/17/15	10 pts., 14 reb.
Wake Forest (A)	1/4/15	25 pts., 13 reb.
UNC Wilmington (H)	12/14/14	19 pts., 17 reb.
Indiana (N)	12/9/14	21 pts., 11 reb.
FIU (H)	12/5/14	13 pts., 12 reb.
Ohio State (H)	12/2/14	13 pts., 10 reb.
Cleveland State (H)	11/26/14	15 pts., 13 reb.
Saint Louis (N)	3/22/14	10 pts., 11 reb.
Manhattan (N)	3/20/14	12 pts., 13 reb.
Connecticut (N)	3/15/14	22 pts., 11 reb.
Connecticut (H)	3/8/14	20 pts., 11 reb.
Memphis (A)	3/1/14	25 pts., 12 reb.
Cincinnati (A)	2/22/14	21 pts., 10 reb.
Temple (A)	2/14/14	22 pts., 10 reb.
USF (A)	1/22/14	14 pts., 10 reb.
Connecticut (A)	1/18/14	18 pts., 13 reb.
SMU (H)	1/12/14	12 pts., 13 reb.
Memphis (H)	1/9/14	14 pts., 11 reb.
Fairfield (N)	11/23/13	14 pts., 12 reb.
Chinanu Onuaku (2)		
Jacksonville St. (H)	11/17/14	12 pts., 10 reb.
Marshall (H)	11/21/14	10 pts., 11 reb.
Chris Jones (1)		
Wake Forest (A)	1/4/15	22 pts., 10 asst.
Terry Rozier (1)		
Pittsburgh (H)	2/11/15	22 pts., 10 reb.
North Carolina (H)	1/31/15	22 pts., 10 reb.

■ **Cards Have 13 Straight 20-Win Seasons** — Louisville is one of four Division I schools in the nation which has won 20 or more games in each of the past 13 seasons. Reaching 20 victories already this year and extending their streaks are Kansas (26), Duke (19), Gonzaga (17), and Louisville (13). Four others can keep 20-win seasons alive including Syracuse (17), Florida (16), Memphis (14), and Pittsburgh (13). UofL Coach Rick Pitino has won at least 20 games in a season on 23 occasions, ranking him fifth among active coaches in 20-win seasons and 11th overall. Pitino won 30 in a single season for the sixth time last year. UofL has won at least 19 games in 41 of the last 45 years.

■ **Twenty Sweet 16s for Cardinals** -- Louisville advanced to its 20th NCAA Sweet 16 appearance in 2014, its third straight. Only three teams have been to more Sweet 16 appearances than Louisville's 20 since the NCAA began Sweet 16 records in 1975 (North Carolina 25, Kentucky 25, Duke 23; tied with Kansas 20). Louisville has been to at least the Sweet 16 in six of the last 10 years, has reached the Elite Eight four of the last seven years and has been to two of the last three Final Fours. Louisville's NCAA Sweet 16 teams: 1975, 1978, 1979, 1980, 1982, 1983, 1984, 1986, 1988, 1989, 1993, 1994, 1996, 1997, 2005, 2008, 2009, 2012, 2013, 2014. UofL has reached the NCAA Elite Eight on 13 occasions, including four of the last seven years (1959, 1972, 1975, 1980, 1982, 1983, 1986, 1997, 2005, 2008, 2009, 2012, 2013).

■ **Cards Won 31** — Louisville accomplished its eighth 30-victory season in school history and a school record third straight with its opening victory of the NCAA Tournament. UofL coach Rick Pitino has won 30 or more games on eight occasions, tied for third most all-time. Louisville is the only school with at least 30 victories each of the last three seasons. It was Louisville's fourth 30-win season in the past six years and the Cardinals' current 31 victories tied for the sixth-most in school history. Louisville won 30 games in three straight seasons for the first time in school history and earlier was a first (30-10 in 2011-12; 35-5 in 2012-13).

■ **Conference Titles** -- Louisville has won its conference regular season championship the last two years and its league tournament title the last three straight. The Cardinals won the American Athletic Conference championship last year, sharing the title with Cincinnati. Louisville won the 2012-13 Big East Championship, sharing the title with Georgetown and Marquette. The Cardinals have won 22 conference championships (regular season conference championships: American 1, Big East 2, Conference USA 1, Metro 12, Missouri Valley 6).

Last year, Louisville's 15-3 conference record marked the second-most league wins ever for the Cardinals, behind only the 16-2 mark as Big East Champions in 2008-09. Louisville has won at least 10 league games for seven straight seasons. The Cards have finished in the top three in its conference six of the last eight years. Louisville has won its conference championship or finished second in 26 of the last 38 years.

Louisville has won 15 of its last 17 conference tournament games, also winning the 2009, 2012 and 2013 Big East titles. UofL has reached the championship game of its conference tournament five of the last six years and the last four straight. The Cardinals have won 19 conference tournament titles.

■ **Cards Have Been Tough on the Road** — UofL has a 58-32 record over the last nine years on its opponent's home court (.644). Louisville had the most road victories of any school in Big East Conference games over its last seven years in that league and was a league-best 8-1 in its road games in The American during the 2013-14 season. The Cardinals have a 49-28 record in conference games on the road over the last nine seasons (.636). In neutral site games, Louisville has a 28-4 record over the last four years (.871) and a 38-11 neutral site record over the last seven years (.771).

In conference games overall, Louisville had the most Big East Conference victories over its eight years in that league during the regular season (from 2005 to 2013). Louisville had a 95-45 Big East record in league victories during the regular season, just ahead of Syracuse and Pittsburgh (both at 92-48).

■ **Non-Conference Success** -- Louisville has a 176-41 record (.811) against non-conference opponents in Coach Rick Pitino's 14 seasons (includes post-season). The Cardinals are 121-12 at home in regular season non-conference games under Pitino, including a 45-3 mark over the last five seasons in the KFC Yum! Center.

NCAA Sweet 16 Appearances (since 1975)	
North Carolina	. 25
Kentucky 25
Duke 23
Louisville 20
Kansas 20

U of L Most Victories		
Year	Record	NCAA Postseason
2012-13	35-5	NCAA Champion
1979-80	33-3	NCAA Champion
2004-05	33-5	Final Four
1982-83	32-4	Final Four
1985-86	32-7	NCAA Champion
2013-14	31-6	NCAA Sweet 16
2008-09	31-6	Elite Eight

■ **Cards Win Billy Minardi Classic** -- Louisville beat UNC Wilmington 68-57 on Dec. 14 to win the 13th Annual Billy Minardi Classic, presented by Kentucky One Health and Sun Tan City. The event was originated in 2002 to honor the memory of Billy Minardi, brother-in-law of U of L Coach Rick Pitino who died in the Sept. 11 terrorist attack on the World Trade Center. Montrezi Harrell was honored as the game's Most Valuable Player as he produced 19 points, a career-high 17 rebounds, two blocked shots and two steals. Terry Rozier had 19 points and three steals for the Cardinals. UNCW is coached by former UofL assistant coach Kevin Keatts, who helped Louisville to a nation-leading 96-21 record over the last three years (2011-12).

■ **Griffith in Hall of Fame** — Former UofL All-America and 1980 National Player of the Year Darrell Griffith was among eight individuals inducted into the National Collegiate Basketball Hall of Fame on Nov. 23. Joining Griffith in the class were All-American and NCAA champion **Grant Hill** of Duke; All-American **Shaquille O'Neal** of LSU; NCAA Final Four coaches **Dale Brown** of LSU and **Gary Williams** of Maryland; and contributors **Howard Garfinkel**, the founder of Five-Star Basketball Camp, and **Glenn Wilkes Sr.**, long-time coach at Stetson and author of basketball coaching books.

■ **Cards Among Nation's Best in Pitino Era** — Louisville is among 17 programs in the nation that have won at least 70 percent of its games over the last 14 years. Louisville has a .746 winning percentage since U of L Coach Rick Pitino took over the reins of the Cardinal program, eighth best in the nation.

Best Winning Percentage Last 14 Years
Louisville is among the top 20 programs in the nation in winning percentage over the last 14 seasons under Pitino (records through Feb. 18).

School	2014-15	2001-14	Total	Pct.
Kansas	21-5	388-81	409-86	.826
Duke	23-3	375-83	398-86	.822
Gonzaga	26-1	351-84	377-85	.816
Memphis	15-10	361-98	376-108	.777
Kentucky	26-0	345-114	371-114	.765
Pittsburgh	17-10	345-107	362-117	.756
Syracuse	17-9	348-111	365-120	.753
Louisville	20-6	341-117	361-123	.746
Florida	13-13	349-113	362-126	.742
Wisconsin	24-2	321-121	345-123	.737
Connecticut	14-10	329-120	343-130	.725
North Carolina	18-8	333-125	351-133	.725
Ohio State	19-7	306-121	325-128	.717
Butler	19-7	311-127	330-134	.711
Arizona	22-3	309-132	331-135	.710
Michigan State	18-8	330-134	348-142	.710
Xavier	17-10	309-127	326-137	.704
Texas	17-9	314-135	331-144	.697


■ **Cards Chosen Third in ACC Preseason Poll** — U of L was chosen third in the Atlantic Coast Conference men's basketball race in 2014-15 in a preseason poll of media, behind No.1 Duke and No. 2 North Carolina. UofL forward Montrezl Harrell was named to the preseason All-ACC five-man team and was the runner-up in the voting for preseason Player of the Year behind North Carolina guard Marcus Paige. Duke forward Jahliil Okafor was named the preseason Rookie of the Year. The league championship will be staged March 10-14 at the Greensboro (N.C.) Coliseum.

2014-15 ACC Preseason Media Poll

- | | |
|----------------------|--------------------|
| 1. Duke | 9. NC State |
| 2. N. Carolina | 10. Miami |
| 3. Louisville | 11. Clemson |
| 4. Virginia | 12. Wake Forest |
| 5. Syracuse | 13. Georgia Tech |
| 6. Pittsburgh | 14. Boston College |
| 7. Notre Dame | 15. Virginia Tech |
| 8. Florida State | |

■ **All-America Montrezl** -- Louisville junior forward Montrezl Harrell was named to the Associated Press preseason, five-man All-America team. He was the second-highest vote getter on the team. He is only the third Cardinal ever selected to the preseason AP team, joining Pervis Ellison -- who was chosen on the first preseason team prior to the 1986-87 season -- and Russ Smith, who received the honor last year.

Harrell also was a first-team All-America choice by 2014-15 Blue Ribbon College Basketball Yearbook and graces the cover of the publication. A preseason All-Atlantic Coast Conference selection, Harrell is also a preseason first-team All-America selection by The Sporting News, CBSSports.com, Sports Illustrated and Dick Vitale and a Wooden and Naismith Award candidate.



ATLANTIC COAST CONFERENCE

(ACC Standings through Feb. 20)

School	ACC	Overall	Streak
Virginia	12-1	24-1	W 5
Notre Dame	11-3	23-4	W 2
Duke	10-3	23-3	W 6
Louisville	8-5	20-6	L 2
North Carolina ...	8-5	18-8	L 2
Syracuse	8-5	17-9	W 1
Miami	7-6	17-9	W 2
Clemson	7-7	15-11	W 2
Florida State	7-7	15-12	W 2
Pittsburgh	6-7	17-10	L 1
NC State	6-7	15-11	W 1
Wake Forest	4-10	12-15	L 2
Virginia Tech	2-11	10-16	L 2
Georgia Tech	3-11	12-14	W 1
Boston College ...	1-12	9-16	L 7

Upcoming ACC Games



Saturday, February 21

Pittsburgh at Syracuse - ACCN	Noon
Georgia Tech at North Carolina - ACCN ..	Noon
Miami at Louisville - ESPN	2:00
Clemson at Duke - ESPN	4:00
Notre Dame at Boston College - RSN	4:00
Virginia Tech at NC State - ESPN2	6:00

Sunday, February 22

Florida State at Virginia - ESPN	6:30
--	------

Monday, February 23

Louisville at Georgia Tech - ESPN	7:00
---	------

Tuesday, February 24

NC State at North Carolina - ACCN	8:00
Syracuse at Notre Dame - ACCN	8:00
Boston College at Pittsburgh - ESPN	9:00

Wednesday, February 25

Virginia at Wake Forest - RSN	7:00
Duke at Virginia Tech - ESPN2	9:00
Florida State at Miami - RSN	9:00

Louisville in ACC Statistics

Team Statistics	Stat	Rank
Scoring Offense	71.1	5
Scoring Defense	59.4	2
Scoring Margin	+11.7	4
FT Percentage671	8
FG Percentage434	11
FG Pct. Defense379	2
3-Pt. Percentage305	12
3-Pt. Percentage Defense291	2
Rebound Margin	+3.5	6
Blocked Shots	5.9	1
Assists	11.8	13
Steals	8.2	1
Turnover Margin	+2.8	1
Assists-Turnover Ratio	0.98	11
3FG Made	5.8	8

Scoring

3. Terry Rozier	18.0
7. Montrezl Harrell	15.4
17. Chris Jones	13.6

Field Goal Percentage

4. Montrezl Harrell577
---------------------------	------

Offensive Rebounds

4. Montrezl Harrell	3.3
---------------------------	-----

Free Throw Percentage

9. Terry Rozier774
-----------------------	------

Steals

1. Chris Jones	2.0
4. Terry Rozier	1.9

Blocked Shots

5. Chinanu Onuaku	1.5
7. Mangok Mathiang	1.4
10. Montrezl Harrell	1.3

Rebounding

4. Montrezl Harrell	9.3
23. Terry Rozier	5.5

Cardinals in the NCAA Tournament

■ Louisville made its 40th NCAA Tournament appearance in 2014. The Cardinals have reached the NCAA Tournament 31 of the last 38 years (eight straight, 11 of the last 12, 13 of the last 16 years, and 19 of last 23). The Cards have reached the Sweet 16 on 20 occasions and have advanced to the Elite Eight four of the last six seasons.

Louisville is sixth in tournament victories (72) and is fifth in NCAA Tournament appearances (40). UofL has a 72-41 overall NCAA Tournament record, reaching the Final Four 10 times.

■ Only four teams -- Kentucky (53), North Carolina (45), UCLA (44), and Kansas (43) -- have more NCAA Tournament appearances than Louisville's 40.

■ U of L Coach Rick Pitino has a 50-17 record in NCAA Tournament play (.746), ranking him second among active coaches in winning percentage and 10th all time. Only three coaches have coached more Final Four teams than Pitino's seven, a feat matched by one other. Pitino is the first coach to win an NCAA Championship at two different schools; the first to lead three different teams to the Final Four; is one of eight coaches to lead four different schools to the NCAA Tournament; and one of 10 active collegiate coaches who have won an NCAA Championship.

■ Only three teams have been to more Sweet 16 appearances than Louisville's 20 since the NCAA began Sweet 16 records in 1975 (North Carolina 25, Kentucky 25, Duke 23; tied with Kansas 20).

■ U of L Coach Rick Pitino has guided 19 teams to NCAA tournament appearances, including 11 of his last 12 years at Louisville (eight straight). His last six straight Kentucky teams reached the NCAA Tournament. The Wildcats won the 1996 NCAA title and were national runner-up in 1997 under his guidance.

All-Time NCAA Final Four Appearances

North Carolina .	18
UCLA	17
Kentucky	16
Duke	15
Kansas	14
Ohio State	11
Louisville	10
Indiana	8
Michigan State ..	8

U of L in the NCAA Tournament

NCAA Tournament Appearances	40
(31 of the last 38 years; 19 of last 23)	
All-Time NCAA Tourn. Record	72-41
Sweet 16 Appearances	20
Final Four Appearances	10
NCAA Championships	3
Pitino's NCAA Tourn. Record	50-17
Pitino's NCAA Tourn. Appearances .	19

■ **Cards Sixth All-Time in the Polls** — Louisville has been ranked in the Associated Press poll on 584 occasions, sixth most all-time (current streak of 56 consecutive weeks, including 42 in the top 10). UofL has been ranked among the nation's top 10 in the preseason poll for the last three straight years (second in 2012-13, ninth in 2011-12).

■ **Cards Won 35 Straight at Home vs. Non-Conference Foes** -- Louisville has won 36 of its last 37 non-conference games at home in the KFC Yum! Center, spanning the last four seasons. The Cardinals won 35 straight to non-conference opponents between falling to Kentucky on Dec. 27 this season and its previous home non-conference loss on Dec. 28, 2011 to Kentucky. Louisville is in its fifth season in the spectacular KFC Yum! Center with an overall 75-10 record in home games, including a 44-3 record against non-conference opponents. The only other non-conference loss UofL has suffered in the KFC Yum! Center was a 52-46 setback at the hands of Drexel on Dec. 14, 2011.

■ **Tickets Available** -- A limited number of tickets for UofL's home men's basketball games are on sale now. Tickets are \$41 each and are located in the upper corners and end court areas of the KFC Yum! Center. Tickets are on sale at the UofL Ticket Office, located near Gate 2 of Papa John's Cardinal Stadium at 2800 South Floyd Street. The ticket office is open weekdays from 9 a.m. until 5 p.m. Cardinal fans may also purchase tickets by visiting Ticketmaster online, calling 1-800-745-3000 or by visiting any Ticketmaster Ticket Center. Many games have sold out.

■ **Winningest Senior Class** — Louisville's 2013-14 senior class was the winningest group over a four-year period in the Cardinals' storied basketball history. Russ Smith, Stephan Van Treese, Tim Henderson and Luke Hancock (for the last two seasons) were a part of Cardinal teams that won 121 games since the 2010-11 season (121-31, .801), 11 more than the next closest group that finished 110-38 in 2012-13. UofL's 1979-83 unit that reached three Final Fours is third with 109 wins over that four-year period. The Cards' 2013-14 seniors were a part of two NCAA Final Fours, two Big East Tournament Championships, two regular season co-conference titles (one Big East, one American), and three straight NCAA Sweet 16 appearances.

■ **Three Cards Reach NBA in Last Two Years** -- Three former Cardinals who were starters on UofL's 2013 NCAA Championship team are now in the NBA. Russ Smith, a consensus All-America selection last season, is a rookie with the New Orleans Pelicans after being picked in the second round of the 2014 NBA draft. Center Gorgui Dieng is in his second season with the Minnesota Timberwolves while guard Peyton Siva is with the Orlando Magic after a season with the Detroit Pistons.

■ **Anniversary Year for Three UofL NCAA Final Four teams** — This year marks notable anniversaries for three of Louisville's 10 NCAA Final Four teams. This year marks the 35th anniversary for UofL's 1980 NCAA Championship team (33-3 record), led by national player of the year Darrell Griffith, who averaged 22.9 points, 4.8 rebounds and 3.8 assists. Guided by future Hall of Fame Coach Denny Crum, the team featured four players who went on to score over 1,000 career points at UofL, including Griffith (2,333 points, U of L's all-time leading scorer), the late Derek Smith (1,826), Jerry Eaves (1,250) and Rodney McCray (1,247). It is the 40th anniversary for Louisville's 1975 NCAA Final Four team. The 1974-75 Cardinals posted a 28-3 record and were led by senior All-Americans Junior Bridgeman (16.2 ppg) and Allen Murphy (16.3 ppg). The No. 4 ranked Cards fell 74-75 in overtime to UCLA in a classic national semifinal game. This year also marks the 10th anniversary for the Cardinals' 2005 Final Four team, UofL Coach Rick Pitino's fourth team at Louisville. Posting a 33-5 record, the 2004-05 Cardinals buried a school-record 361 three-pointers, led by Francisco Garcia (15.7 ppg), Larry O'Bannon (15.2 ppg) and Taquan Dean (14.4 ppg).

■ **Georgia Tech Awaits Next** — Louisville plays for the second time in three days as the Cardinals play their first of two straight on the road, facing Georgia Tech in Atlanta, Ga. on ESPN's Big Monday (Feb. 23, 7:01 p.m.). Georgia Tech (12-14, 3-11) has split its last four outings, winning 63-52 over Clemson on Feb. 16 in its last game as Josh Heath scored 14 points off the bench. The Yellow Jackets will play at North Carolina on Feb. 21 prior to facing the Cardinals.

Junior guard/forward Marques Georges-Hunt is Georgia Tech's top scorer and ranks 13th in the ACC (13.8 ppg, 5.7 rpg, 35 steals). Over half of Charles Mitchell's rebounds have come off the offensive glass (90 of 178 rebounds, 10.0 ppg, 6.8 rpg). Georgia Tech ranks 13th nationally in rebounding margin (+7.9) and is 11th in offensive rebounds per game (14.1). In nine of Georgia Tech's 11 conference losses, the Yellow Jackets have been within one or two possessions with under a minute to play in regulation.

Louisville has a 15-13 series advantage over Georgia Tech. The Cardinals have won the last two meetings, including a 76-54 victory in Nashville, Tenn. (3/20/05) in the second round of the NCAA Tournament during Louisville's run to the 2005 Final Four, with Francisco Garcia leading UofL with 21 points and four blocked shots.

'14-15 NATIONAL RANKINGS

Associated Press

(Feb. 16)

1	Kentucky
2	Virginia
3	Gonzaga
4	Duke
5	Wisconsin
6	Villanova
7	Arizona
8	Kansas
9	Utah
10	Notre Dame
11	Northern Iowa
12	Louisville
13	Wichita State
14	Iowa State
15	North Carolina
16	Maryland
17	Oklahoma
18	Arkansas
19	Butler
20	Baylor
21	SMU
22	Oklahoma St.
23	West Virginia
24	Ohio State
25	VCU

USA Today

(Feb. 16)

1	Kentucky
2	Gonzaga
3	Virginia
4	Wisconsin
5	Duke
6	Villanova
7	Arizona
8	Kansas
9	Utah
10	Notre Dame
11	Northern Iowa
12	Louisville
13	Wichita State
14	Iowa State
15	Maryland
16	North Carolina
17	Arkansas
	Oklahoma
19	Butler
20	Baylor
21	SMU
22	West Virginia
23	Ohio State
24	Oklahoma St.
25	San Diego St.

Louisville in the Polls

Date	AP	USAT	Date	AP	USAT
Preseason	8	9	Jan. 5	5	5
Nov. 17	7	8	Jan. 12	6	7
Nov. 24	6	5	Jan. 19	10	10
Dec. 1	5	5	Jan. 26	10	9
Dec. 8	4	4	Feb. 2	9	8
Dec. 15	4	4	Feb. 9	9	8
Dec. 22	4	4	Feb. 16	12	12
Dec. 29	5	6			

■ **Computers** — Louisville has the nation's No. 7 defense in Ken Pomoroy's adjusted defensive ratings are 18th overall. The Cards are 20th nationally in the ratings percentage index (RPI) and 13th in the Sagarin Ratings through Feb. 18.

■ **Fourth Straight Preseason Ranking** -- Louisville's No. 8 AP and 9 USA Today preseason ranking was its fourth straight appearance among the nation's top ten to open the season and its 10th preseason top 25 ranking in the last 12 years. Last year, the Cards were third in both the preseason AP and USA Today polls, their second-highest ever by AP. The 1986-87 season marked the highest UofL has been ranked in the preseason coaches' poll, when UofL was No. 1 in the 1986-87 UPI coaches poll.

UofL has been ranked as the No. 1 team in the nation on four occasions: in both the AP and USA Today polls on Jan. 14, 2013; in the ESPN/USA Today poll on March 15, 2009; in the final AP poll that same 2008-09 season; and in the final USA Today coaches poll of 2012-13.

■ **27 Former Pitino Assistants/Players Became Head Coaches** -- UofL Coach Rick Pitino has had 27 of his former assistants or players rise to a collegiate head coaching position. Kevin Keatts, an assistant from 2011-14, became the latest to join that list when he was named the head coach at UNC Wilmington in 2014. Pitino's son, Richard Pitino, added his name in April 2012 when he was named head coach at FIU and is now at Minnesota. There are 10 additional former assistants as current head coaches to bring the total to 12 active, including Mick Cronin at Cincinnati; Scott Davenport at Bellarmine; Billy Donovan at Florida; Steve Masiello at Manhattan; Marvin Menzies at New Mexico State; Kareem Richardson at Missouri-Kansas City; Herb Sendek at Arizona St.; Reggie Theus at Cal State Northridge; Kevin Willard at Seton Hall; and Tubby Smith at Texas Tech. Pitino's 11 Division I former assistants as current head coaches is the most in the nation (Sendek second with eight). Five active coaches reached the 2014 NCAA Tournament (Cronin, Donovan, Masiello, Menzies and Sendek).

Pitino has a collective 39-10 record in games against his former assistants (3-0 vs. Ralph Willard; 7-5 Tubby Smith; 7-0 Billy Donovan, 7-5 Mick Cronin, 1-0 Scott Davenport, 1-0 Marvin Menzies, 6-0 Kevin Willard, 2-0 Steve Masiello, 2-0 Richard Pitino, 1-0 Kareem Richardson, 1-0 Kevin Keatts, 1-0 Reggie Theus). Davenport's team won the 2011 NCAA Division II Championship. Indiana Pacers head coach Frank Vogel was a student manager for Pitino at Kentucky and his video coordinator with the Celtics. Pitino coached former Golden State Warriors coach Mark Jackson at the New York Knicks. Six former Pitino players also became collegiate head coaches, four of which are currently active including Travis Ford of Oklahoma St.; Sean Woods of Morehead St.; Donovan and Masiello. Including games against both his former assistants and former players who went on to become collegiate head coaches, Pitino is 43-11 (record vs. former players as head coaches: 3-1 vs. Travis Ford, 2-0 vs. John Pelphrey and Donovan).

Best Career Coaching Starts by Wins - 30 Seasons

Coach, School	Seasons	W	L	Pct.
1. Jim Boeheim, Syracuse	1977-2006	726	253	.742
2. Mike Krzyzewski, Army & Duke	1976-2005	721	246	.746
3. Dean Smith, North Carolina	1962-91	717	209	.774
4. Rick Pitino , Hawaii, Boston U., Providence, Kentucky & Louisville 1976, 79-83, 86-87, 90-97, 2002-15	715	251	.740	
5. Jerry Tarkanian, Long Beach St., UNLV & Fresno State	1969-92, 96-2001	710	186	.792
Bob Huggins, Walsh, Akron, Cincinnati, Kansas St. & West Virginia	1981-2005, 07-12	710	267	.727

■ **Academic Performance at All-Time High** -- While the University of Louisville men's basketball team has performed well on the court, the Cardinals have excelled in the classroom as well. The team produced a 3.33 combined GPA for the 2014 fall semester, the second-highest ever for the Cardinals and the highest among UofL's nine men's sports programs. A total of 15 of 16 Cardinals earned a 3.0 or better for the fall semester, including seven with a 3.4 or above. The men's basketball team has been around a collective 3.0 GPA for 13 straight semesters. Fourteen men's basketball players were among a record 371 student-athletes recognized on the 2013 UofL Athletic Director's Honor Roll, highlighting those that achieve a 3.0 GPA or higher for a semester.

The academic achievement is not new to the Cardinals. Louisville received an NCAA Public Recognition Award in 2013 and 2014 for ranking among the top 10 percent in men's basketball in the Academic Progress Rate, which measures academic eligibility, retention and graduation for student-athletes.

UofL's men's basketball team has earned its league's last four Team Academic Excellence Awards, which recognizes the highest collective grade-point averages in each of the conference's 23 sports (2014 American Athletic Conferenc, 2011-13 Big East). The team produced a collective 3.40 grade point average for the 2013-14 academic year.

Major individual academic awards were also won as well over the past few years. Wayne Blackshear won the 2013 NCAA Men's Basketball Elite 89 Award, presented to the student-athlete with the highest cumulative grade-point average participating in the finals site for each of the NCAA championships. Blackshear has been a Capital One CoSIDA Academic All-District selection in 2014 and 2015. Former UofL All-American Russ Smith received the 2012-13 Big East Conference Scholar-Athlete Sports Excellence Award for men's basketball. He was also honored with a 2013 Scholar Baller Academic Momentum Award, which is presented to an individual based on the level of academic improvement and the impact of that academic momentum. Former Cardinal guard Peyton Siva was a 2013 Capital One CoSIDA Academic All-America second team selection and was named the 2013 Big East Scholar-Athlete of the Year.

HEAD COACH RICK PITINO

In his 30th season as a collegiate head coach and 14th at Louisville, UofL Coach **Rick Pitino** has compiled a 715-251 overall record (361-123 at UofL). He is the first coach to take three



different schools to the NCAA Final Four -- including his 2005, 2012 and 2013 Cardinal teams -- and first to win an NCAA Championship at two different schools after guiding Louisville to the 2013 NCAA title. Among active coaches, Pitino (Massachusetts '74) has the second-highest winning percentage in NCAA Tournament games (.750 winning percentage, 50-17 record in 19 NCAA tournament appearances) and his overall .741 winning percentage ranks him 14th among active coaches. He guided Kentucky to three NCAA Final Four appearances in eight seasons (1989-97), winning the 1996 NCAA Championship and reaching the national title game in 1997. He has also served as head coach at Providence College (1985-87, 1987 Final Four), Boston University (1978-83), Hawaii (last six games in 1975-76) as well as the NBA New York Knicks (1987-89) and Boston Celtics (1997-2001). Pitino has a 4-0 record against Miami.

Rick Pitino - Head Coaching History

School	First yr.	Last yr.	W	L	Pct.
Hawaii	1975-76	1975-76	2	4	.333
Boston U.	1978-79	1982-83	91	51	.641
Providence	1985-86	1986-87	42	23	.646
Kentucky	1989-90	1996-97	219	50	.814
Louisville	2001-02	Present	361	123	.746
Total (30 seasons)			715	251	.740

Pitino's Milestone Collegiate Victories

No.	Date	Score
1	2/28/76	Hawaii 82, Portland 58
100	12/21/86	Providence 93, Howard 84
200	3/22/92	Kentucky 106, Iowa State 98
300	1/20/96	Kentucky 124, TCU 80
400	12/7/03	Louisville 56, Holy Cross 40
500	11/24/07	Louisville 64, Old Dominion 53
600	11/11/11	Louisville 83, UT Martin 48
700	11/26/14	Louisville 45, Cleveland St. 33

Pitino's Milestone Louisville Victories

No.	Date	Score
1	11/18/01	Louisville 92, South Alabama 38
100	12/4/05	Louisville 67, Arkansas State 55
200	3/27/09	Louisville 103, Arizona 64
300	3/4/13	Louisville 67, Cincinnati 57
350	12/14/14	Louisville 68, UNC Wilmington 57

Active Coaches with 700 wins (thru 2/18/15)

Coach, school	Record	Pct.
Mike Krzyzewski, Duke	1006-309	.765
Jim Boeheim, Syracuse	965-329	.746
Bob Huggins, West Virginia	764-308	.713
Roy Williams, North Carolina	743-198	.790
Bo Ryan, Wisconsin	728-226	.763
Rick Pitino, Louisville	715-251	.740

■ **International Flavor** — Louisville has an international flavor this season with three players on its roster hailing from foreign countries. Mangok Mathiang was born in Sudan, Africa and lived in Melbourne, Australia where he also played rugby and Australian Rules Football before coming to the United States. He played a season at Carbondale (Ill.) Brehm Prep School before signing with the Cardinals. From Cairo, Egypt, Anas Mahmoud played a year at West Oaks Academy in Orlando, Florida before joining the Cardinals. He speaks four languages. Matz Stockman, from Oslo, Norway, attended school in Spain's Canary Islands during the 2013-14 season before his trek to the United States.

■ **Briefly** — The Cardinals have committed 10 or fewer turnovers in 10 games this season, including nine of the last 15 games. UofL committed 10 turnovers at Syracuse in its last game ... Louisville has held four opponents to 20 points or less in the first half ... Four of the Cardinals' six losses were to ranked opponents.

■ **Louisville Top College Basketball Market** -- Louisville is consistently the highest-rated television market for college basketball on ESPN. Louisville has been the top market each of the last 12 years, averaging a 4.5 rating for the 2013-14 season. Louisville was nearly two points higher than Greensboro, Kansas City and Raleigh-Durham, which tied for second with a 2.8 rating. The remaining top 10 was Memphis (2.6), Columbus (2.0), Cincinnati (1.9), Knoxville (1.9), Dayton (1.9) and Indianapolis (1.8).

The Cardinals' NCAA Sweet 16 game against Kentucky last season drew a 51.5 rating and 73 share, making it the second highest-rated event in Louisville television history. Louisville's 2013 NCAA Championship game against Michigan is the top-rated television event all-time in the Louisville market.

■ **Year of the Cardinal** — Louisville's athletic teams experienced incredible success during the 2012-13 season. Louisville is the first university ever to win a BCS level bowl game, place both its men's and women's basketball teams in the NCAA Final Four and reach the College World Series in the same season. In addition to the Cardinals' 2013 NCAA men's basketball title, UofL's women's team was the national runner-up to Connecticut. The Cardinals' football team beat then No. 3/4 Florida 33-23 in the 2013 Sugar Bowl on Jan. 2. UofL's baseball team won a record 51 games while reaching a visit to Omaha.

■ **Fifth Season in KFC Yum! Center** -- Louisville is in its fifth season in the spectacular KFC Yum! Center, located on the banks of the Ohio River in downtown Louisville. The Cardinals had previously played basketball for 54 years in Freedom Hall (1956-2010). The 22,000-seat multi-purpose arena was built at a cost of \$238 million, includes 71 luxury suites, 62 four- or six-seat premium boxes, over 2,000 side-court club seats and four party suites with a seating capacity of 32 each.

U of L's men's and women's teams have permanent locker rooms. There are five additional team locker rooms, two officials locker rooms, five star dressing rooms, a full-function media work room and a full-sized basketball practice court on the event level. The seven levels of the arena (including the upper catwalk) include a collective 721,762 square feet, or roughly the area of 13 football fields.

After passing through the one and a half acre landscaped entry plaza that features a basketball-themed fountain, entering fans can visit the 2,500-square foot U of L adidas store, the 3,000-square foot U of L Hall of Honor, or head to their seats using one of the eight escalators or seven elevators within the building.

Lounge space is abundant within the arena. Four spacious donor rooms are available for Cardinal fans, including three that overlook the Ohio River. The 7,000-square foot main concourse restaurant overlooks the river and a main concourse sports bar has views directly into the arena bowl. Two 4,000-square foot club lounges on the event level, as well as the terrace club and premium box lounges, provide amenities for their respective patrons. The KFC Yum! Center served as the site for the NCAA Men's Basketball Tournament second and third rounds in March 2012, will be the site for a similar event in March 2015 and was the site for the 2012 NCAA Women's Volleyball Championship on December 13 and 15.

UofL Statistical Comparison

	Wins	Losses	Home	A/Neu
Record	20-0	0-6	13-3	7-3
Scoring Average	75.2	57.3	69.5	73.7
Points Allowed	57.8	64.7	54.4	67.3
Scoring Margin	+17.5	-7.3	+15.1	+6.4
FG Percentage457	.357	.409	.477
Opp. FG Percentage365	.430	.356	.416
3-Pt. Percentage316	.266	.286	.341
FT Percentage661	.716	.656	.695
Rebound Margin	+5.7	-3.8	+5.0	+1.0
Turnover Margin	+3.6	+0.2	+4.5	+0.1

10 Things About Louisville Basketball

- **1.** Louisville's 116 victories over the last four years are the most wins in the nation in that stretch.
- **2.** Louisville is the only school in the nation with three straight 30 win seasons, including a school-record 35 victories amassed by Louisville's 2012-13 NCAA Championship team (30 in 2011-12, 31 in 2013-14).
- **3.** Last season, Louisville reached the NCAA Sweet 16 for the 20th time in school history, tied for the fourth-most in the nation. Louisville, Michigan State and Florida (last four) are the only schools that have reached each of the last three Sweet 16's.
- **4.** Louisville Coach Rick Pitino reached his 700th collegiate coaching win on Nov. 26. He is one of five active collegiate coaches in the Basketball Hall of Fame, four of which are in the ACC.
- **5.** The Cardinals' 2013-14 senior class was the winningest in UofL history, winning a combined 121 games over those four years.
- **6.** Louisville's defense has led to the Cards becoming the only team to rank among the top 10 in steals over the last 3 years (entering this year). UofL led the nation in turnover margin (+6.7) and scoring margin (+19.9) last season.
- **7.** Louisville is one of just four schools which have won 20 or more games in each of the last 13 seasons (four others can continue their streaks this season). Louisville has won at least 19 games in 41 of the last 45 years.
- **8.** While also winning on the court, Louisville has earned its last four consecutive conference top team academic excellence awards. The Cardinals have a perfect Academic Progress Rate score for the most recent four-year period (2009-13). The team posted a record 3.40 grade point average collectively for the 2013-14 academic year.
- **9.** Louisville has won its last 10 straight conference tournament games, claiming its last three conference tournament championships. Six of the last 14 NCAA Championships have been won by ACC schools, including the Cardinals' 2013 title.
- **10.** While a member of the Big East, Louisville won more league games than any other school (95-45 record). The Cardinals won more road games than any other school over its last seven years in the Big East and was a league-best 8-1 in the American last year. Overall, UofL is 58-32 on the road in the last nine years.



Last time an individual had ...

	<i>For Louisville</i>	<i>For A Louisville Opponent</i>
30 or more points	31 by Wayne Blackshear vs. CSUN (12/23/14)	31 by Devin Thomas, Wake Forest (1/4/15)
35 or more points	42 by Russ Smith vs. Houston (3/14/14)	36 by Scottie Reynolds, Villanova (1/11/10)
20 points in a half	20 by Chris Jones vs. Clemson, 2H (1/7/15)	24 by Austin Freeman, Georgetown, 2H (2/23/10)
15 or more rebounds	15 by Montrezl Harrell vs. North Carolina (1/31/15)	18 by Ryan Taylor, Marshall (11/21/14)
20 or more rebounds	23 by Ellis Myles vs. Tennessee St. (12/1/01)	21 by Dwayne Whitfield, Jackson St. (11/23/94)
A four-point play	Russ Smith vs. Kentucky (12/31/11)	Jimenez Porcher, FIU (12/5/14)
12 made free throws	12 by Russ Smith vs. UConn, 15 att. (1/18/14)	12 by Anthony Davis, Kentucky (12/31/11)
7 made three-point goals	7 by Preston Knowles vs. Syracuse (2/12/11)	7 by Anthony Mason Jr., St. John's (1/26/08)
10 or more assists	11 by Chris Jones vs. Virginia Tech (1/13/15)	10 by Elfrid Payton, Louisiana Lafayette (12/7/13)
5 or more blocked shots	5 by Mangok Mathiang vs. NC State (2/14/15)	5 by Cheikh Mbodj, Cincinnati (3/4/13)
5 or more steals	6 by Chris Jones vs. Miami (2/3/15)	5 by Will Cummings, Temple (2/27/14)

The Last Time a Team ...

	Louisville	Opponent
Scored 100 points	102-54 win over Rutgers (2/16/14)	101-104 5OT loss to Notre Dame (2/9/13)
Scored less than 50 points	52-47 loss at Virginia (2/7/15)	63-48 victory over Long Beach State (12/30/14)
Scored 60 points in a half	61 vs. NW St.; 2nd H of 100-87 win (11/18/06)	60 by Tulane; 2nd H of 109-96 win (1/18/90)
Scored under 20 points in a half	13 vs. Virginia; 1H of 52-47 loss (2/7/15)	19 by L. Beach St. 1H of 63-48 UL win (12/30/14)
Had a +20 Rebound Margin	29 (54-28) vs. Savannah State (11/24/14)	26 (57-31) by Kentucky (12/31/11)
Grabbed 60 or more rebounds	60 vs. Jacksonville State (11/17/14)	60 by George Mason (1/4/94)
Grabbed less than 25 rebounds	24 vs. USF (1/12/12)	24 by Colorado State (3/23/13)
Shot 60% or better from the field	.652 (30-46) vs. Pittsburgh (1/25/15)	.614 (43-70) by Charlotte (2/11/01)
Shot 30% or below from the field	.295 (18-61) vs. Duke (1/17/15)	.250 (13-52) by Cleveland State (11/26/14)
Shot 70% from the field for a half	.708 (17-24) vs. Pittsburgh in 1st H (1/25/15)	.765 (13-17) by Georgetown in 2nd H (1/31/11)
Made 5 or less free throws	5 vs. FIU (12/19/12)	3 by UNC Wilmington (12/14/14)
Made 15 three-point goals	16 (in 30 attempts) vs. Rutgers (2/16/14)	17 by Notre Dame (2/4/06)
Made No three-point goals	0 vs. Pittsburgh (2/11/15)	0 by Cal State Northridge (12/23/14)
Shot 60% from the three-point line	.739 (17-23) vs. Morgan State (12/27/10)	.600 (9-15) by Providence (1/10/12)
Handed out 25 or more assists	28 vs. UCF (12/31/13)	25 by Notre Dame (2/28/08)
Handed out 5 or less assists	1 vs. Kentucky (12/27/14)	3 by Savannah State (11/24/14)
Committed 25 or more turnovers	26 vs. West Virginia (1/31/09)	25 by FIU (12/5/14)
Committed 5 or fewer turnovers	5 vs. NC State (2/14/15)	2 by Virginia (2/7/15)
Blocked 10 or more shots	11 vs. Cal State Northridge (12/23/14)	14 by Connecticut (3/4/06)
Had No Blocked Shots	0 vs. North Carolina A&T (3/21/13)	0 by Long Beach State (12/30/14)
Had 15 or more steals	16 vs. Savannah State (11/24/14)	19 by Rutgers (3/13/14)
Had No Steals	0 vs. Saint Louis (2/12/03)	0 by Saint Louis (3/22/14)

■ **Ear It Pronunciations** -- Trouble with pronunciations? Check out the Ear It pronunciations for the Cardinals' players from the men's basketball roster on www.GoCards.com. The links next to player names on the roster are supplied by TheNameEngine.com, an interactive audio service that provides proper audio pronunciations and phonetic spellings.

■ **Pitino vs. Pitino** -- When the Cardinals faced Minnesota on Nov. 14, it was the 18th time a father-son coaching matchup had occurred in college basketball. The last had been when Rick and Richard Pitino met on Dec. 19, 2012 when the Cardinals beat FIU 79-55. Tubby Smith (Texas Tech) and his son G.G. Smith (Loyola Maryland) also faced each other on Nov. 14. Dad has won 17 of the 19 matchups. Richard was an assistant coach at Louisville from 2007-09 and 2011-12 when he helped the Cards post a combined 88-25 in his three years.

College Basketball Father-Son Coaching Matchups

<i>Father</i>	<i>Son</i>	<i>Result</i>
Ed Diddle, Western Kentucky	Ed Diddle Jr., Middle Tenn.	Western Ky. won 11 of 12 meetings, 1957-62
Ray Meyer, DePaul	Tom Meyer, Illinois-Chicago	DePaul won 78-53 on Dec. 1, 1981
Butch van Breda Kolff, Cornell	Jan van Breda Kolff, Hofstra	Hofstra won 70-56 on Jan. 6, 1994
Hugh Durham, Georgia	Doug Durham, Ga. Southern	Georgia won 87-57 on Nov. 26, 1994
Nolan Richardson, Arkansas	Nolan Richardson III, Tenn. St.	Arkansas won 90-68 on Nov. 17, 2000
Rick Pitino, Louisville	Richard Pitino, FIU	Louisville won 79-55 on Dec. 19, 2012
	Richard Pitino, Minnesota	Louisville won 81-68 on Nov. 14, 2014
Tubby Smith, Texas Tech	G.G. Smith, Loyola Marymount	Texas Tech won 71-59 on Nov. 14, 2014

U of L Radio Network Affiliates

WHAS 840 AM	Louisville, Ky.
<i>(Flagship Station)</i>	
WKRD 790 AM	Louisville, Ky.
WCKY 1530 AM	Cincinnati, Ohio
WWRW 105.5 FM	Lexington, Ky.
WSFC 1240 AM	Somerset, Ky.
WLVK 105.5 FM	Elizabethtown, Ky.
WYMC 1430 AM	Mayfield, Ky.
WLME 102.7 FM	Owensboro, Ky.
WPAD 1560 AM	Paducah, Ky.
WCCK 95.7 FM	Calvert City, Ky.
WKDO 98.7 FM	Liberty, Ky.
WQXQ 101.9 FM	Central City, Ky.
WWXL 1450 AM	Manchester, Ky.

Sirius XM Satellite Radio

The radio broadcast is also available for a fee through GoCards.com and CardsMobile, the Cards' official Android/iPhone app.



■ **Balanced Scoring** — While its defense has been the strength of the team this year, Louisville has relied on the consistency and balance of primarily four starters in generating its offense. Four Cardinals are averaging over 10 points per game. Nine different Cardinals have scored in double figures this season, with Terry Rozier, Montrezl Harrell, Wayne Blackshear and Chris Jones all reaching double digits in at least 15 games this season. Those four players have each averaged about 30 minutes a game on the court. Rozier (26 points), Jones (24 points) and Harrell (21 points, 11 rebounds) each scored over 20 against Indiana on Dec. 9. It was the first time three Cardinals had scored 20 or more points in a game since Samardo Samuels (21 points), Preston Knowles (21) and Terrence Williams (20) accomplished that feat in a 94-75 victory over Austin Peay on Dec. 13, 2008. Three Cardinals (Montrezl Harrell, Terry Rozier, Wayne Blackshear) have scored 30 in a game this year, a feat that has not occurred at Louisville since at least the last 30 years. Rozier and Harrell are both among the top seven scorers in the ACC.

■ **Harrell, Rozier on Award Lists** — Louisville forward Montrezl Harrell and guard Terry Rozier were named to the Late Season Top 20 of the Wooden Award presented by Wendy's. The Cardinal duo was among a nation-leading six ACC student-athletes included on the list. UofL was one of three schools with two representatives. Fifteen top players who have proven to their universities that they are also making progress toward graduation and maintaining at least a cumulative 2.0 GPA will be placed on the ballot and submitted to voters prior to the NCAA Tournament. The Wooden Award All American Team will be announced the week of the "Elite Eight" round of the NCAA Tournament. Harrell and Rozier were also selected for the Naismith Trophy Midseason 30 presented by AT&T. They are among eight ACC representatives on the prestigious list. Ten semifinalists will be announced March 6.

■ **Cards Signing Class Among Nation's Best** — Louisville signed three outstanding high school products in November including **Deng Adel**, a 6-7, 190-pound forward from Melbourne, Australia who attends Victory Rock Prep in Bradenton, Fla.; **Donovan Mitchell**, a 6-3, 210-pound guard from Greenwich, Conn. who attends Brewster Academy in Wolfeboro, N.H.; and **Raymond Spalding**, a 6-10, 210-pound forward from Trinity High School in Louisville.

Adel averaged 22 points and eight rebounds last season in helping Victory Rock Prep to a 24-8 record. He is ranked No. 18 nationally by Scout.com, 32nd by 247Sports.com, 50th by Rivals.com and is No. 30 in the ESPN 100. He was born in Sudan, Africa and moved to Australia as a child, following a similar path as current UofL center Mangok Mathiang.

Mitchell averaged 11.8 points, 4.6 rebounds and 2.1 assists last season in helping Brewster Academy to an impressive 33-2 record, the New England Preparatory School Athletic Council AAA Championship and the National Prep Championship. He is ranked No. 21 nationally by Scout.com, 29th by 247Sports.com, 31st by Rivals.com and is No. 38 in the ESPN 100.

Spalding averaged 13.4 points, 10.3 rebounds and 3.3 blocked shots last season in helping Trinity post a 31-6 record and reach the semifinals of the Kentucky state championship. A first-team all-state selection as a junior, Spalding is ranked No. 38 nationally by 247Sports.com, 39th by Rivals.com, 40th by Scout.com and is No. 52 in the ESPN 100. His AAU team "The Ville" beat the Albany (N.Y.) City Rocks to win the 11th grade AAU National Championship played in Louisville.

■ **60 Rebounds** -- Louisville pulled down 60 rebounds against Jacksonville State, its most since grabbing the same number against East Carolina on Jan. 19, 2005. The 30 offensive rebounds were the most by a UofL team since also finishing with 30 boards against Morgan State on Dec. 30, 1998. The rebounding advantage of 34 (60-26) in that game vs. Jacksonville State was the first time the Cardinals' have held a rebounding margin of at least 30 since outrebounding Morgan State 56-26.

■ **Don't Count the Cards Out** — Louisville has rallied from nine or more points down to win on 21 occasions over the last five seasons, including seven times during the Cardinals' 2013 NCAA Championship season. UofL trailed by 18 vs. No. 13 North Carolina on Jan. 31 before recovering to win. No. 18 SMU led by 14 last season before Louisville's comeback win. In both games of the 2013 Final Four, Louisville trailed by 12 points to both Wichita State and Michigan before storming back to win both games. The Cards fell behind by 16 (45-29) with 15:51 to play in the second half vs. Syracuse in the 2013 Big East title game. A 27-3 run put Louisville up to stay and the Cardinals completed the remarkable recovery by outscoring Syracuse 56-26 in the second half. Also in 2012-13, UofL trailed by 16 at Memphis before recovering. One of the most improbable recoveries occurred three years ago when the Cardinals beat Marquette 71-70 on Jan. 15, 2011 after U of L had trailed by 18 with 5:44 to play.

■ Cards Will Host 2016 NCAA

Regional — The University of Louisville will serve as the host institution for the South Regional of the 2016 NCAA Division I Men's Basketball Championship to be played March 24 and 26, 2016 at the KFC Yum! Center. It is the first time in which Louisville has served as the site for an NCAA Regional since 1987, when a Rick Pitino coached Providence squad beat Georgetown in the Southeast Regional Championship in Louisville's Freedom Hall to move on to the Final Four. UofL and the KFC Yum! Center will also serve as host for the Second and Third Rounds of the 2015 NCAA Division I Men's Basketball Championship to be played March 19 and 21, 2015 at the KFC Yum! Center.

■ Puerto Rico/Coast Guard

Experience — The Cardinals opened the season with a positive experience in Puerto Rico while participating in the Armed Forces Classic. Both the Cardinals and the Minnesota teams flew on the same charter plane to travel the 1,768 miles from Louisville to Aguadilla, Puerto Rico. Aside from playing in the nationally televised game, the Cardinals toured an MH-65 Coast Guard helicopter at US Air Station Borinquen, spent some time on Crash Boat Beach, watched a demonstration near the beach, boarded a Coast Guard cutter anchored off the coast and spent time with the Coast Guard families stationed there.

The Cardinals wore special Adidas uniforms for the game, featuring a white and grey camouflage pattern with red and light blue trim as a tribute to the Coast Guard's red, white and blue colors and racing stripe. The back of each player's jersey displayed the Coast Guard motto of "Semper Paratus," which translates to "Always Ready."

■ **Event Champions** -- Louisville claimed the Global Sports Showcase title by sweeping its four games in the five-team, round-robin event in November. It was the 27th regular season tournament championship for the Cardinals.

■ **20th Jimmy V Classic** -- Louisville defeated Indiana 94-74 in the 2014 Jimmy V Classic on Dec. 9. Villanova beat Illinois 73-59 in the first game of the doubleheader played at Madison Square Garden in New York. It was the 20th anniversary of the Jimmy V Classic and the event will conclude the eighth annual Jimmy V Week, a week-long initiative across multiple ESPN platforms and programs featuring special content to help raise funds for cancer research. For more information on The V Foundation or to make a donation, please visit www.jimmyv.org.

0 Terry Rozier



G 6-1 190 So. - 1L Youngstown, Ohio (Hargrave Military Acad.)

- Leads the Cardinals and ranks third in the ACC in scoring (18.0 ppg, 48th in the nation) and ranks fourth the ACC in steals (1.9 per game).
- In his last eight games, he has averaged 19.4 points, 5.9 rebounds, 3.1 assists and shot 80.4 percent from the free throw line (37-of-46), scoring 22 or more points in five of those games.
- Has made the second-highest scoring improvement in the ACC since last season, rising from his 7.0 average as a freshman to his current 18.0 scoring average.
- He and Notre Dame's Jerian Grant are the only two players to rank among the top 10 in the ACC in scoring, steals and free throw percentage.
- Has scored in double figures in 24 games this season (33 career) and has grabbed five or more rebounds in 18 games.
- Has produced his first two career double-doubles within the last four games with 22 points, 10 rebounds and two steals against North Carolina on Jan. 31; and 22 points, 10 rebounds and three assists against Pitt on Feb. 11.
- Named to the Wooden Award late season top 20 and Naismith Trophy Midseason 30 along with teammate Montrezl Harrell.
- Totalled 26 points -- matching the second-highest of his career -- six assists and five rebounds at Pittsburgh, hitting 10-of-16 shots from the field.
- Scored a career-high 32 points -- 26 in the second half -- against Western Kentucky, connecting on 11-of- 13 from the foul line and grabbing five rebounds. He was named ACC Player of the Week on Dec. 22 for his efforts in the game.
- Produced game highs of 23 points, seven rebounds, three assists and a career-high six steals against Long Beach State in the last non-conference game.
- Produced seven assists, seven rebounds and scored nine of his 11 points in the last four minutes at crunch time vs. No. 14 Ohio State.
- Impressive opening game against Minnesota with 18 points -- one below his career-high and the second most of his career -- six rebounds, three assists, a career-best four steals and no turnovers.

- On the watch list for the 2015 Bob Cousy Collegiate Point Guard of the Year award.
- Pulled down a career-best 11 rebounds vs. Cleveland State, one better than his previous high total of 10 against Western Kentucky on Dec. 14, 2013, and added nine points in the game.
- Had 18 games without a turnover as a freshman. Committed just 22 turnovers in 37 games last year, including just one in three NCAA Tournament games.
- Named to the AAC all-rookie team after averaging 8.8 points, 3.2 rebounds, and 1.5 steals in conference play as a freshman. He started 10 games as a freshman.
- Averaged 29.3 points, 7.8 rebounds and 5.6 assists for Hargrave Military Academy, where he played his final prep year in the same backcourt with fellow UofL sophomore Anton Gill. Hargrave went 38-8 during the 2012-13 season.
- Born March 17, 1994 ... Major is sport administration.

0 Terry Rozier Game-by-Game

Opponent	Date	GS	Min	FG	FGA	Pct	3-Point			Rebounds							PF	FO	A	TO	Blk	Stl	Pts	Avg
							FG	FGA	Pct	FT	FTA	Pct	Off	Def	Tot	Avg								
vs Minnesota	11/14/14	*	31	7	11	.636	0	0	.000	4	6	.667	1	5	6	6.0	4	0	3	0	0	4	18	18.0
JACKSONVILLE ST.	11/17/14	*	22	5	7	.714	1	2	.500	2	4	.500	2	2	4	5.0	1	0	1	3	1	2	13	15.5
MARSHALL	11/21/14	*	35	5	16	.313	0	2	.000	7	9	.778	4	1	5	5.0	1	0	3	3	0	0	17	16.0
SAVANNAH ST	11/24/14	*	17	5	8	.625	0	2	.000	1	3	.333	0	3	3	4.5	0	0	1	2	0	3	11	14.8
CLEVELAND ST	11/26/14	*	37	3	11	.273	1	5	.200	2	4	.500	0	11	11	5.8	1	0	2	2	0	1	9	13.6
OHIO STATE	12/2/14	*	35	3	11	.273	2	7	.286	3	4	.750	1	6	7	6.0	2	0	7	5	1	3	11	13.2
FIU	12/5/14		22	4	7	.571	1	2	.500	3	4	.750	2	2	4	5.7	2	0	2	1	1	2	12	13.0
vs INDIANA	12/9/14	*	37	8	17	.471	5	8	.625	5	8	.625	3	3	6	5.8	1	0	1	1	0	1	26	14.6
UNC WILMINGTON	12/14/14	*	35	8	17	.471	0	4	.000	3	4	.750	1	3	4	5.6	1	0	0	2	0	3	19	15.1
at Western Ky.	12/20/14	*	38	9	16	.563	3	6	.500	11	13	.846	1	4	5	5.5	0	0	4	0	3	32	16.8	
CSU NORTHBRIDGE	12/23/14	*	27	5	9	.556	1	3	.333	5	5	1.000	2	4	6	5.5	3	0	5	3	0	1	16	16.7
KENTUCKY	12/27/14	*	37	5	18	.278	1	5	.200	4	4	1.000	2	6	8	5.8	1	0	0	0	2	15	16.6	
LONG BEACH ST.	12/30/14	*	37	7	14	.500	3	7	.429	6	8	.750	1	6	7	5.8	3	0	3	4	0	6	23	17.1
at Wake Forest	1/4/15	*	25	8	14	.571	2	4	.500	0	0	.000	0	2	2	5.6	5	1	0	2	0	1	18	17.1
CLEMSON	1/7/15	*	39	5	15	.333	0	5	.000	5	7	.714	0	6	6	5.6	2	0	4	1	0	3	15	17.0
at North Carolina	1/10/15	*	37	10	21	.476	1	7	.143	4	4	1.000	2	3	5	5.6	1	0	5	1	0	3	25	17.5
VIRGINIA TECH	1/13/15	*	19	6	12	.500	4	6	.667	0	0	.000	0	3	3	5.4	2	0	1	0	0	0	16	17.4
DUKE	1/17/15	*	38	5	16	.313	3	7	.429	4	4	1.000	1	3	4	5.3	1	0	2	1	0	1	17	17.4
at PITT	1/25/15	*	39	10	16	.625	2	4	.500	4	5	.800	1	4	5	5.3	2	0	6	5	0	1	26	17.8
at Boston College	1/28/15	*	37	9	15	.600	2	2	1.000	3	4	.750	0	5	5	5.3	4	0	5	0	0	2	23	18.1
NORTH CAROLINA	1/31/15	*	43	6	20	.300	2	7	.286	8	12	.667	4	6	10	5.5	1	0	1	3	1	2	22	18.3
at Miami	2/3/15	*	38	8	17	.471	2	8	.250	4	5	.800	0	6	6	5.5	1	0	0	2	0	3	22	18.5
at Virginia	2/7/15	*	37	5	16	.313	0	3	.000	6	7	.857	1	4	5	5.5	3	0	5	4	0	1	16	18.3
PITT	2/11/15	*	38	6	16	.375	0	1	.000	10	10	1.000	2	8	10	5.7	2	0	3	2	1	0	22	18.5
NC STATE	2/14/15	*	24	3	11	.273	1	1	1.000	0	0	.000	0	1	1	5.5	5	1	2	0	0	0	7	18.0
at Syracuse	2/18/15	*	40	6	18	.333	3	7	.429	2	3	.667	0	5	5	5.5	0	0	3	2	0	0	17	18.0

0 Terry Rozier Career Statistics

Year	GP	GS	Min	Avg	FG	FGA	Pct	3FG	3FGA	Pct	FT	FTA	Pct	OReb	DReb	Reb	Avg	PF	FO	Ast	TO	Blk	Stl	Pts	Avg
2013-14	37	10	699	18.9	93	232	.401	36	97	.371	37	52	.712	28	86	114	3.1	54	0	67	22	2	38	259	7.0
2014-15	26	25	864	33.2	161	369	.436	40	115	.348	106	137	.774	31	112	143	5.5	49	2	66	53	5	48	468	18.0
TOTAL	63	35	1563	24.8	254	601	.423	76	212	.358	143	189	.757	59	198	257	4.1	103	2	133	75	7	86	727	11.5


0 Terry Rozier Season Highs

- Points 32 vs. Western Ky. (12/20)
- Reb. 11 vs. Cleveland St. (11/26)
- Asst. 7 vs. Ohio State (12/3)
- Blocks 1 (5 times) *latest:* vs. Pittsburgh (2/11)
- Steals 6 vs. Long Beach St. (12/30)
- FGM 10 vs. North Carolina (1/10)
vs. Pittsburgh (1/25)
- FGA 21 vs. North Carolina (1/10)
- 3FGM 5 vs. Indiana (12/9)
- 3FGA 8 vs. Indiana (12/9)
- FT 11 vs. Western Ky. (12/20)
- FTA 13 vs. Western Ky. (12/20)

0 Terry Rozier Career Highs

- Points 32 vs. Western Ky. (12/20/14)
- Reb. 11 vs. Cleveland St. (11/26/14)
- Asst. 8 vs. Houston (1/16/14)
- Blocks 1 (7 times) *latest:* vs. Pittsburgh (2/11/15)
- Steals 6 vs. Long Beach St. (12/30/14)
- FGM 10 vs. North Carolina (1/10/15)
vs. Pittsburgh (1/25/15)
- FGA 21 vs. North Carolina (1/10/15)
- 3FGM 5 vs. Indiana (12/9/14)
- 3FGA 8 vs. Indiana (12/9/14)
- FT 11 vs. Western Ky. (12/20/14)
- FTA 13 vs. Western Ky. (12/20/14)

1 Anton Gill



G 6-3 190 So. - 1L Raleigh, N.C. (Hargrave Military Academy)

- Reserve guard for the Cardinals, appearing in 23 games this season.
- Has scored eight or more points off the bench in three games this season and has at least one steal in five games.
- Scored a career-high 15 points against FIU, connecting on 3-of-5 three-pointers. The left-handed guard is a better shooter than his season figures may reflect, having opened the season making just one of his first 13 threes.
- Had nine points, six rebounds and a career-high four steals vs. Savannah State.
- Totaled eight points and a career-best six rebounds against Jacksonville State in 12 minutes of action.
- Came off the bench in 24 games as a freshman, including 12 conference contests.
- Averaged 28.2 points, 5.3 rebounds and 4.1 assists in 2012-13 for Hargrave Military Academy, where he played his final prep year in the same backcourt with fellow UofL sophomore Terry Rozier. Senior year scoring high was a then Hargrave school record 56 points, a week after he had scored 50 in another game.
- Born Dec. 5, 1994 ... Major is undecided.

1 Anton Gill Season Highs

- Points 15 vs. Fla. International (12/5)
- Reb. 6 vs. Jacksonville St. (11/17)
- Asst. 3 vs. CSUN (12/23)
- Blocks 1 (3 times) *latest:* vs. Western Ky. (12/20)
- Steals 4 vs. Savannah St. (11/24)
- FGM 6 vs. Fla. International (12/5)
- FGA 10 vs. Fla. International (12/5)
- 3FGM 3 vs. Fla. International (12/5)
- 3FGA 5 vs. Fla. International (12/5)
- FT 2 vs. Savannah St. (11/24)
vs. Long Beach St. (12/30)
- FTA 4 vs. Minnesota (11/14)

1 Anton Gill Career Highs

- Points 15 vs. Fla. International (12/5/14)
- Reb. 6 vs. Jacksonville St. (11/17/14)
- Asst. 3 vs. CSUN (12/23/14)
- Blocks 1 (3 times) *latest:* vs. WKU (12/20/14)
- Steals 4 vs. Savannah St. (11/24/14)
- FGM 6 vs. Fla. International (12/5/14)
- FGA 10 vs. Fla. International (12/5/14)
- 3FGM 3 vs. Fla. International (12/5/14)
- 3FGA 5 vs. Houston (11/16/14)
vs. Fla. International (12/5/14)
- FT 3 vs. Louisiana Lafayette (12/7/13)
- FTA 4 (3 times) *latest:* vs. Jacksonville St. (11/17/14)

1 Anton Gill Game-by-Game

Opponent	Date	GS	Min	3-Point			Rebounds			Pct	Off	Def	Tot	Avg	PF	FO	A	TO	Blk	Stl	Pts	Avg	
				FG	FGA	Pct	FG	FGA	Pct														FT
vs Minnesota	11/14/14	19	0	5	.000	0	3	.000	1	4	.250	1	3	4	4.0	4	0	1	5	0	1	1	1.0
JACKSONVILLE ST.	11/17/14	12	4	5	.800	0	1	.000	0	1	.000	0	6	6	5.0	2	0	1	0	0	1	8	4.5
MARSHALL	11/21/14	6	1	3	.333	0	2	.000	0	2	.000	0	0	0	3.3	2	0	0	0	0	1	2	3.7
SAVANNAH ST	11/24/14	21	3	8	.375	1	4	.250	2	3	.667	0	1	1	2.8	1	0	1	1	0	4	9	5.0
CLEVELAND ST	11/26/14	15	0	3	.000	0	3	.000	0	0	.000	0	1	1	2.4	1	0	0	0	1	0	0	4.0
OHIO STATE	12/2/14	4	0	0	.000	0	0	.000	0	0	.000	0	0	0	2.0	0	0	0	0	0	0	0	3.3
FIU	12/5/14	18	6	10	.600	3	5	.600	0	0	.000	0	2	2	2.0	4	0	2	3	1	0	15	5.0
vs INDIANA	12/9/14	12	0	4	.000	0	1	.000	0	0	.000	0	2	2	2.0	1	0	0	0	0	3	0	4.4
UNC WILMINGTON	12/14/14	3	0	1	.000	0	1	.000	0	0	.000	0	0	0	1.8	0	0	0	1	0	0	0	3.9
at Western Ky.	12/20/14	14	1	3	.333	1	3	.333	2	2	1.000	0	2	2	1.8	1	0	2	0	1	0	5	4.0
CSU NORTHRIDGE	12/23/14	10	0	4	.000	0	3	.000	0	0	.000	0	1	1	1.7	0	0	3	0	0	1	0	3.6
LONG BEACH ST.	12/30/14	7	0	0	.000	0	0	.000	2	2	1.000	0	0	0	1.6	1	0	0	1	0	0	2	3.5
at Wake Forest	1/4/15	16	2	7	.286	1	4	.250	0	0	.000	1	1	2	1.6	1	0	1	0	0	0	5	3.6
CLEMSON	1/7/15	6	0	0	.000	0	0	.000	0	0	.000	0	1	1	1.6	0	0	0	0	0	0	0	3.4
VIRGINIA TECH	1/13/15	11	2	3	.667	0	1	.000	0	0	.000	0	0	0	1.5	0	0	0	1	0	0	4	3.4
DUKE	1/17/15	7	1	2	.500	0	1	.000	0	0	.000	0	0	0	1.4	0	0	0	0	0	0	2	3.3
at PITT	1/25/15	10	0	0	.000	0	0	.000	0	2	.000	0	0	0	1.3	3	0	1	1	0	0	0	3.1
NORTH CAROLINA	1/31/15	5	0	1	.000	0	0	.000	0	0	.000	0	0	0	1.2	0	0	0	0	0	0	0	2.9
at Miami	2/3/15	0	0	0	.000	0	0	.000	0	0	.000	0	0	0	1.2	0	0	0	0	0	0	0	2.8
at Virginia	2/7/15	4	0	1	.000	0	1	.000	0	0	.000	0	0	0	1.1	2	0	0	0	0	0	0	2.7
PITT	2/11/15	15	1	3	.333	0	1	.000	0	1	.000	0	2	2	1.1	0	0	2	1	0	0	2	2.6
NC STATE	2/14/15	6	1	4	.250	0	0	.000	0	0	.000	0	0	0	1.1	0	0	0	0	0	0	2	2.6
at Syracuse	2/18/15	7	0	1	.000	0	1	.000	0	0	.000	0	0	0	1.0	1	0	0	2	1	0	0	2.5

1 Anton Gill Career Statistics

Year	GP	GS	Min	Avg	FG	FGA	Pct	3FG	3FGA	Pct	FT	FTA	Pct	OReb	DReb	Reb	Avg	PF	FO	Ast	TO	Blk	Stl	Pts	Avg
2013-14	24	0	136	5.7	11	34	.324	6	25	.240	4	12	.333	3	13	16	0.7	16	1	5	3	0	4	32	1.3
2014-15	23	0	228	9.9	22	68	.324	6	35	.171	7	17	.412	2	22	24	1.0	24	0	14	16	4	12	57	2.5
TOTAL	47	0	364	7.7	33	102	.324	12	60	.200	11	29	.379	5	35	40	0.9	40	1	19	19	4	16	89	1.9

2 Quentin Snider



G 6-1 180 Fr. - HS Louisville, Ky. (Ballard HS)

- Reserve guard has played in all 26 games, committing just 12 turnovers in 270 minutes on the court.
- Earned his first start against Syracuse, scoring a career-high 13 points while connecting on a career-high three three-pointers and dishing out four assists without a turnover. He had scored 17 points total in ACC games before the game.
- Has scored in 13 games and has handed out at least one assist in 11 games.
- Dished out a season-high four assists against Virginia Tech while also grabbing three rebounds in 17 minutes of action. Also dished out four assists against Syracuse.
- Totaled a season-high seven points against Minnesota and UNC Wilmington.
- Had six points and two assists against Long Beach State in 26 minutes.
- Scored six points and had a pair of assists vs. FIU.
- Averaged 21.9 points, 5.9 assists, 3.8 rebounds and 1.7 steals in leading top-ranked Ballard High School to a 29-6 record before falling to No. 2 Trinity in the Seventh Region title game.
- Honored as Kentucky's Mr. Basketball, Snider was a first team all-state selection and was ranked 33rd nationally by Rivals.com, No. 38 by 247Sports.com, No. 40 in the ESPN 100 and was rated the seventh-best point guard in the nation by Scout.com.
- Career leader in scoring and assists (633) at Ballard. His 2,442 points passed Allan Houston and DeJuan Wheat. His 371 three-pointers (including 34 as an eighth-grader at Fern Creek) rank third in state history. His top scoring effort as a senior was 32 points on three occasions.
- Born Feb. 14, 1995 ... Major is undecided.

2 Quentin Snider Sea/Career Highs

- Points 13 vs. Syracuse (2/18)
- Reb. 4 vs. Minnesota (11/14)
- Asst. 4 vs. Virginia Tech (1/13)
vs. Syracuse (2/18)
- Blocks none
- Steals 2 vs. Savannah St. (11/24)
vs. Fla. International (12/5)
- FGM 5 vs. Syracuse (2/18)
- FGA 13 vs. Syracuse (2/18)
- 3FGM 3 vs. Syracuse (2/18)
- 3FGA 9 vs. Syracuse (2/18)
- FT 3 vs. UNCW (12/14)
- FTA 4 vs. UNCW (12/14)

2 Quentin Snider Game-by-Game

Opponent	Date	GS	Min	FGFGA	3-Point				Rebounds				PF	FO	A	TO	Blk	Stl	Pts	Avg		
					Pct	FG	FGA	Pct	FT	FTA	Pct	Off									Def	Tot
vs Minnesota	11/14/14	14	2	21.000	1	11.000	2	3	.667	0	4	4	0	0	0	0	0	0	7	7.0		
JACKSONVILLE ST.	11/17/14	10	0	3 .000	0	2 .000	0	2	.000	0	2	2	3	0	0	0	0	0	0	3.5		
MARSHALL	11/21/14	2	0	0 .000	0	0 .000	0	0	.000	0	0	0	2	0	0	0	0	0	0	2.3		
SAVANNAH ST	11/24/14	14	1	3 .333	0	2 .000	0	0	.000	1	0	1	1	8	3	0	3	2	0	2	2.3	
CLEVELAND ST	11/26/14	3	0	0 .000	0	0 .000	0	0	.000	0	0	0	1	4	1	0	1	0	0	0	1.8	
OHIO STATE	12/2/14	11	1	3 .333	1	2 .500	0	0	.000	0	2	2	1	5	1	0	1	0	0	3	2.0	
FIU	12/5/14	13	2	21.000	0	0 .000	2	3	.667	0	0	0	1	3	1	0	2	1	0	2	2.6	
vs INDIANA	12/9/14	2	0	0 .000	0	0 .000	0	0	.000	0	0	0	1	1	1	0	0	0	0	0	2.3	
UNC WILMINGTON	12/14/14	18	2	3 .667	0	1 .000	3	4	.750	1	2	3	1	3	1	0	1	3	0	7	2.8	
at Western Ky.	12/20/14	15	0	3 .000	0	1 .000	0	0	.000	0	2	2	1	4	2	0	1	0	0	0	2.5	
CSU NORTHRIDGE	12/23/14	6	1	4 .250	0	1 .000	1	1	1.000	0	1	1	1	4	0	2	0	0	0	3	2.5	
KENTUCKY	12/27/14	1	0	0 .000	0	0 .000	0	0	.000	0	0	0	0	1	3	1	0	0	0	0	2.3	
LONG BEACH ST.	12/30/14	26	2	5 .400	2	3 .667	0	0	.000	0	1	1	1	2	1	0	2	1	0	0	2.6	
at Wake Forest	1/4/15	4	0	0 .000	0	0 .000	0	0	.000	0	0	0	1	1	0	0	0	0	0	0	2.4	
CLEMSON	1/7/15	4	0	1 .000	0	1 .000	0	0	.000	0	0	0	1	1	0	0	0	0	0	0	2.3	
at North Carolina	1/10/15	6	0	1 .000	0	1 .000	0	0	.000	0	0	0	1	0	0	1	1	0	0	0	2.1	
VIRGINIA TECH	1/13/15	17	0	8 .000	0	4 .000	0	0	.000	0	3	3	1	1	3	0	4	0	0	1	2.0	
DUKE	1/17/15	9	0	4 .000	0	2 .000	2	2	1.000	1	0	1	1	1	0	0	0	0	0	2	2.0	
at PITT	1/25/15	6	1	11.000	0	0 .000	0	0	.000	0	0	0	1	1	2	0	0	0	0	1	2.0	
at Boston College	1/28/15	7	1	11.000	0	0 .000	0	0	.000	0	2	2	1	1	1	0	0	1	0	0	2.0	
NORTH CAROLINA	1/31/15	12	0	1 .000	0	1 .000	2	2	1.000	0	0	0	1	0	1	0	0	0	0	2	2.0	
at Miami	2/3/15	2	0	0 .000	0	0 .000	0	0	.000	0	0	0	1	0	0	0	0	0	0	0	1.9	
at Virginia	2/7/15	4	0	2 .000	0	0 .000	0	0	.000	0	1	1	1	0	0	0	0	0	0	0	1.8	
PITT	2/11/15	15	2	21.000	0	0 .000	0	0	.000	0	2	2	1	0	1	0	0	1	0	0	4	1.9
NC STATE	2/14/15	11	2	6 .333	1	2 .500	0	0	.000	0	2	2	1	4	0	0	1	0	0	5	2.0	
at Syracuse	2/18/15	* 38	5	13 .385	3	9 .333	0	0	.000	0	3	3	1	2	4	0	4	0	0	0	13	2.5

2 Quentin Snider Career Statistics

Year	GP	GS	Min	Avg	FG	FGA	Pct	3FG	3FGA	Pct	FT	FTA	Pct	OReb	DReb	Reb	Avg	PF	FO	Ast	TO	Blk	Stl	Pts	Avg
2014-15	26	1	270	10.4	22	68	.324	8	33	.242	12	17	.706	3	27	30	1.2	29	0	22	12	0	6	64	2.5
TOTAL	26	1	270	10.4	22	68	.324	8	33	.242	12	17	.706	3	27	30	1.2	29	0	22	12	0	6	64	2.5

3 Chris Jones



G 510 175 Sr. - 1L Memphis, Tenn. (NW Florida College)

- Starting guard is the Cards's assist leader (3.7). He has handed out three or more assists in 14 of 25 games this season.
- Suspended for the Cardinals' Feb. 18 game at Syracuse for a violation of team rules. He has addressed his off-the-court issue and is expected to be dressed for the Cardinals' Feb. 21 game vs. Miami.
- Ranks third in the ACC in assists with 4.8 per game in league play.
- Averaging 15.9 points, 4.8 assists, 3.9 rebounds and 2.0 steals in ACC league play (his last 12 games).
- Scored a career-high 28 points and grabbed six rebounds at Boston College, connecting on 10-of-13 shots from the field (3-of-5 threes).
- Totaled 24 points -- second-highest of his career -- and nine rebounds against Indiana in the Jimmy V Classic, adding five assists and three steals.
- Dished out a career-high 11 assists against Virginia Tech, his second in double digits this season.
- Handed out 10 assists at Wake Forest while also scoring 22 points for his first career double-double, scoring 20 of his points in the second half. It was the first 20 points/10 assists game for a Cardinal in 12 years.
- Including his two years in junior college, Jones has totaled 1,862 career points and gathered 270 career steals.
- Scored 18 points vs. Marshall with five assists and two steals.
- Has at least two steals in 14 games this year. He has collected 124 steals in his two seasons at UofL.
- Has gathered 51 steals in 25 games this season, leads the ACC and 31st in the nation with 2.0 steals per game. Last season, he led the American Athletic Conference and ranked 20th nationally in steals (2.2).
- Ranks third on the team in three-point goals, making 36-of-107 (.336). He has made two or more three-pointers in 10 games this season.
- Has scored in double figures in 19 games this season and on 35 occasions in his two years with the Cardinals, including scoring 18 or more points in 12 games.

- Named preseason first team All-Defense by CBSSports.com.
- Louisville's fourth-leading scorer last year as a junior (10.2), recording at least 15 points in eight games last season. He hit at least one 3-pointer in 25 of 33 games.
- Honored as the 2013 National Junior College Division I Player of the Year by the NABC, was a two-time first-team NJCAA All-America.
- Born July 3, 1991 ... Major is communication.

3 Chris Jones Season Highs

- Points 28 vs. Boston College (1/28)
- Reb. 9 vs. Indiana (12/9)
- Asst. 11 vs. Virginia Tech (1/13)
- Blocks 1 vs. CSUN (12/23)
- Steals 6 vs. Miami (2/3)
- FGM 10 vs. Boston College (1/28)
- FGA 18 vs. Marshall (11/21)
- 3FGM 3 (6 times) *latest*: vs. North Carolina (1/31)
- 3FGA 10 vs. Ohio State (12/3)
- FT 8 vs. Wake Forest (1/4)
- FTA 10 vs. Marshall (11/21)

3 Chris Jones Career Highs

- Points 28 vs. Boston College (1/28/15)
- Reb. 9 vs. Indiana (12/9/14)
- Asst. 11 vs. Virginia Tech (1/13/15)
- Blocks 1 vs. Missouri State (12/17/13)
vs. Cal State Northridge (12/23/14)
- Steals 6 (3 times) *latest*: vs. Miami (2/3/15)
- FGM 10 vs. Boston College (1/28/15)
- FGA 18 vs. North Carolina (11/24/13)
vs. Marshall (11/21/14)
- 3FGM 4 (4 times) *latest*: vs. Rutgers (3/13/14)
- 3FGA 10 vs. Ohio State (12/3/14)
- FT 8 vs. Wake Forest (1/4/15)
- FTA 10 vs. Marshall (11/21/14)

3 Chris Jones Game-by-Game

Opponent	Date	GS	Min	FGFGA	3-Point				Rebounds				PF	FO	A	TO	Blk	Stl	Pts	Avg			
					Pct	FG	FGA	Pct	FT	FTA	Pct	Off									Def	Tot	Avg
vs Minnesota	11/14/14	*	30	4 13	.308	1	4	.250	4	4	1.000	1	3	4	4.0	5	1	4	3	0	3	13	13.0
JACKSONVILLE ST.	11/17/14	*	22	4 13	.308	2	4	.500	0	0	.000	4	2	6	5.0	2	0	5	2	0	5	10	11.5
MARSHALL	11/21/14	*	37	5 18	.278	1	7	.143	7	10	.700	1	2	3	4.3	4	0	5	1	0	2	18	13.7
SAVANNAH ST	11/24/14	*	17	3 8	.375	2	3	.667	1	2	.500	2	3	5	4.5	1	0	1	1	0	2	9	12.5
CLEVELAND ST	11/26/14	*	31	3 10	.300	1	5	.200	4	9	.444	3	2	5	4.6	4	0	3	3	0	0	11	12.2
OHIO STATE	12/2/14	*	33	3 15	.200	3	10	.300	1	2	.500	1	4	5	4.7	4	0	3	4	0	1	10	11.8
FIU	12/5/14	*	27	3 6	.500	2	4	.500	3	4	.750	0	1	1	4.1	1	0	3	3	0	3	11	11.7
vs INDIANA	12/9/14	*	33	8 17	.471	2	4	.500	6	8	.750	2	7	9	4.8	3	0	5	3	0	3	24	13.3
UNC WILMINGTON	12/14/14	*	28	3 11	.273	0	2	.000	4	4	1.000	2	2	4	4.7	3	0	2	2	0	3	10	12.9
at Western Ky.	12/20/14	*	27	2 7	.286	1	4	.250	5	6	.833	1	1	2	4.4	4	0	2	3	0	1	10	12.6
CSU NORTHBRIDGE	12/23/14	*	26	3 10	.300	1	5	.200	2	2	1.000	0	1	1	4.1	2	0	1	2	1	2	9	12.3
KENTUCKY	12/27/14	*	37	3 15	.200	1	5	.200	6	8	.750	1	2	3	4.0	3	0	1	1	0	2	13	12.3
LONG BEACH ST.	12/30/14	*	9	0 0	.000	0	0	.000	0	0	.000	0	3	3	3.9	0	0	1	1	0	0	0	11.4
at Wake Forest	1/4/15	*	36	7 13	.538	0	0	.000	8	9	.889	2	2	4	3.9	2	0	10	2	0	3	22	12.1
CLEMSON	1/7/15	*	36	6 17	.353	3	6	.500	7	9	.778	0	4	4	3.9	3	0	2	4	0	5	22	12.8
at North Carolina	1/10/15	*	37	8 12	.667	3	6	.500	0	1	.000	0	4	4	3.9	3	0	5	3	0	1	19	13.2
VIRGINIA TECH	1/13/15	*	30	3 7	.429	0	0	.000	1	1	1.000	1	1	2	3.8	1	0	11	2	0	1	7	12.8
DUKE	1/17/15	*	25	2 10	.200	1	7	.143	0	0	.000	1	0	1	3.7	3	0	4	5	0	0	5	12.4
at PITT	1/25/15	*	35	6 10	.600	3	4	.750	2	2	1.000	0	5	5	3.7	3	0	9	3	0	2	17	12.6
at Boston College	1/28/15	*	38	10 13	.769	3	5	.600	5	9	.556	0	6	6	3.9	2	0	2	1	0	1	28	13.4
NORTH CAROLINA	1/31/15	*	35	4 14	.286	3	5	.600	6	9	.667	3	2	5	3.9	1	0	4	1	0	2	17	13.6
at Miami	2/3/15	*	40	5 11	.455	1	3	.333	5	6	.833	1	7	8	4.1	3	0	5	3	0	6	16	13.7
at Virginia	2/7/15	*	36	5 14	.357	1	6	.167	0	2	.000	1	4	5	4.1	4	0	0	1	0	1	11	13.6
PITT	2/11/15	*	27	3 8	.375	0	1	.000	1	1	1.000	0	2	2	4.0	1	0	2	2	0	0	7	13.3
NC STATE	2/14/15	*	39	5 16	.313	1	7	.143	9	11	.818	0	1	1	3.9	3	0	3	1	0	2	20	13.6

3 Chris Jones Career Statistics

Year	GP	GS	Min	Avg	FG	FGA	Pct	3FG	3FGA	Pct	FT	FTA	Pct	OReb	DReb	Reb	Avg	PF	FO	Ast	TO	Blk	Stl	Pts	Avg
2013-14	33	27	845	25.6	117	296	.395	43	114	.377	61	79	.772	25	52	77	2.3	79	1	96	47	2	73	338	10.2
2014-15	25	24	771	30.8	108	288	.375	36	107	.336	87	119	.731	27	71	98	3.9	65	1	92	57	1	51	339	13.6
TOTAL	58	51	1616	27.9	225	584	.385	79	221	.357	148	198	.747	52	123	175	3.0	144	2	188	104	3	124	677	11.7

4 Dillon Avare



G 6-0 150 Fr. - RS Lexington, Ky. (Lexington Catholic HS)

- Has seen action in five games this season, seeing his last action on Jan. 25 vs. Pittsburgh.
- Scored his first career basket on a three-pointer against Jacksonville State, adding three rebounds in the game.
- Redshirted the 2013-14 season.
- Averaged 11.2 points, 2.8 rebounds and a team-high 4.3 assists as a senior in 2012-13 in helping Lexington Catholic post a 22-12 record and reach the 11th Region championship game.
- Buried 82 three-point goals as a senior, connecting on 34 percent from that range.
- Played with fellow UofL walk-on David Levitch on the same AAU team before high school.
- Born March 18, 1995 ... Major is economics with a minor in finance.

4 Dillon Avare Season/Career Highs

- Points 3 vs. Jacksonville St. (11/17)
- Reb. 3 vs. Savannah St. (11/24)
- Asst. none
- Blocks none
- Steals none
- FGM 1 vs. Jacksonville St. (11/17)
- FGA 3 vs. Jacksonville St. (11/17)
- 3FGM none
- 3FGA 2 vs. Jacksonville St. (11/17)
- FT 1 vs. Jacksonville St. (11/17)
- FTA 2 vs. Jacksonville St. (11/17)

4 Dillon Avare Game-by-Game

Opponent	Date	GS	Min	FGFGA	3-Point			Rebounds			PF	FO	A	TO	Blk	Stl	Pts	Avg				
					Pct	FG	FGA	Pct	FT	FTA									Pct	Off	Def	Tot
JACKSONVILLE ST.	11/17/14	8	1	3	.333	0	2	.000	1	2	.500	0	1	1	1.0	2	0	0	0	0	3	3.0
MARSHALL	11/21/14	1	0	0	.000	0	0	.000	0	0	.000	0	0	0	0.5	0	0	0	0	0	0	1.5
SAVANNAH ST	11/24/14	10	0	1	.000	0	1	.000	0	0	.000	1	2	3	1.3	0	0	0	1	0	0	1.0
VIRGINIA TECH	1/13/15	5	0	1	.000	0	1	.000	0	0	.000	0	0	0	1.0	1	0	0	0	0	0	0.8
at PITT	1/25/15	1	0	0	.000	0	0	.000	0	0	.000	0	0	0	0.8	0	0	0	0	0	0	0.6

4 Dillon Avare Career Statistics

Year	GP	GS	Min	Avg	FG	FGA	Pct	3FG	3FGA	Pct	FT	FTA	Pct	OReb	DReb	Reb	Avg	PF	FO	Ast	TO	Blk	Stl	Pts	Avg
2014-15	5	0	25	5.0	1	5	.200	0	4	.000	1	2	.500	1	3	4	0.8	3	0	0	1	0	0	3	0.6
TOTAL	5	0	25	5.0	1	5	.200	0	4	.000	1	2	.500	1	3	4	0.8	3	0	0	1	0	0	3	0.6

23 David Levitch



G 6-3 180 So. - 1L Goshen, Ky. (North Oldham HS)

- Walk-on has logged meaningful minutes in 12 games, starting against FIU.
- Scored a career-high nine points vs. Cal State Northridge, connecting on a career-best three three-pointers.
- Made 3-of-4 free throws while playing a career-high 27 minutes in the Cardinals' opener against Minnesota.
- Saw action in 18 games as a freshman, including a pair of AAC Tournament contests.
- Scored a season-best four points against Rutgers (Feb. 16), while grabbing one rebound and totaling one assist.
- Averaged 24.0 points, 5.7 rebounds and 4.3 assists as a senior last season in helping North Oldham High School produce an 18-11 record. His scoring average ranked him seventh in the state.
- Born Sept. 28, 1994 ... Major is sport administration.

23 David Levitch Season Highs

- Points 9 vs. Cal State Northridge (12/23)
- Reb. 1 (4 times)
latest: vs. Long Beach State (12/30)
- Asst. 1 (3 times) *latest: vs. CSUN (12/23)*
- Blocks none
- Steals 2 vs. Marshall (11/21)
- FGM 3 vs. Cal State Northridge (12/23/14)
- FGA 4 vs. Cal State Northridge (12/23/14)
- 3FGM 3 vs. Cal State Northridge (12/23/14)
- 3FGA 4 vs. Cal State Northridge (12/23/14)
- FT 3 vs. Minnesota (11/14)
vs. Marshall (11/21)
- FTA 4 (3 times) *latest: vs. Marshall (11/21)*

23 David Levitch Career Highs

- Points 9 vs. Cal State Northridge (12/23/14)
- Reb. 2 vs. Louisiana Lafayette (12/7/13)
- Asst. 1 (6 times) *latest: vs. CSUN (12/23/14)*
- Blocks none
- Steals 2 vs. Marshall (11/21/14)
- FGM 3 vs. Cal State Northridge (12/23/14)
- FGA 4 vs. Cal State Northridge (12/23/14)
- 3FGM 3 vs. Cal State Northridge (12/23/14)
- 3FGA 4 vs. Cal State Northridge (12/23/14)
- FT 3 vs. Minnesota (11/14/14)
vs. Marshall (11/21/14)
- FTA 4 (3 times) *latest: vs. Marshall (11/21/14)*

23 David Levitch Game-by-Game

Opponent	Date	GS	Min	FGFGA	3-Point			Rebounds			PF	FO	A	TO	Blk	Stl	Pts	Avg							
					Pct	FG	FGA	Pct	FT	FTA									Pct	Off	Def	Tot			
vs Minnesota	11/14/14	27	0	1	.000	0	1	.000	3	4	.750	0	0	0	0.0	4	0	0	0	0	0	0	3	3.0	
JACKSONVILLE ST.	11/17/14	10	0	1	.000	0	1	.000	2	4	.500	0	1	1	0.5	0	1	2	0	1	2	0	1	2	2.5
MARSHALL	11/21/14	15	1	3	.333	1	3	.333	3	4	.750	1	0	1	0.7	3	0	0	1	0	2	6	3.7		
SAVANNAH ST	11/24/14	5	0	1	.000	0	0	.000	0	0	.000	0	0	0	0.5	0	0	0	0	0	0	0	0	2.8	
CLEVELAND ST	11/26/14	1	0	0	.000	0	0	.000	0	0	.000	0	0	0	0.4	0	0	0	0	0	0	0	0	2.2	
FIU	12/5/14	* 8	0	1	.000	0	0	.000	0	0	.000	0	0	0	0.3	0	0	1	1	0	0	0	0	1.8	
vs INDIANA	12/9/14	1	0	0	.000	0	0	.000	0	0	.000	0	0	0	0.3	0	0	0	0	0	0	0	0	1.6	
CSU NORTHRIDGE	12/23/14	14	3	4	.750	3	4	.750	0	0	.000	0	1	1	0.4	1	0	1	0	0	1	9	2.5		
LONG BEACH ST.	12/30/14	1	0	0	.000	0	0	.000	0	1	.000	1	0	1	0.4	1	0	0	0	0	0	0	0	2.2	
VIRGINIA TECH	1/13/15	8	0	1	.000	0	0	.000	2	2	1.000	0	0	0	0.4	0	0	0	0	0	0	0	2	2.2	
DUKE	1/17/15	1	0	0	.000	0	0	.000	0	0	.000	0	0	0	0.4	0	0	0	0	0	0	0	0	2.0	
at Syracuse	2/18/15	16	0	1	.000	0	1	.000	2	2	1.000	1	0	1	0.4	1	0	1	0	0	0	0	2	2.0	

23 David Levitch Career Statistics

Year	GP	GS	Min	Avg	FG	FGA	Pct	3FG	3FGA	Pct	FT	FTA	Pct	OReb	DReb	Reb	Avg	PF	FO	Ast	TO	Blk	Stl	Pts	Avg
2013-14	18	0	47	2.6	4	15	.267	3	8	.375	5	8	.625	0	6	6	0.3	7	0	3	3	0	1	16	0.9
2014-15	12	1	87	7.3	4	13	.308	4	10	.400	12	17	.706	3	2	5	0.4	10	0	4	4	0	4	24	2.0
TOTAL	30	1	134	4.5	8	28	.286	7	18	.389	17	25	.680	3	8	11	0.4	17	0	7	7	0	5	40	1.3

5 Matz Stockman



F/C 7-0 240 Fr. - HS Oslo, Norway (Canarias Basketball Acad.)

- First name is pronounced Motts.
- Has seen action in four games this season.
- Scored his first basket against Jacksonville State.
- Grabbed four rebounds and scored two points against Savannah State.
- Was not able to play against Cal State Northridge or Kentucky while recovering from a hyperextended left knee.
- One of three players on the Cardinals' roster with international ties.
- Attended and played basketball at the Canarias Basketball Academy in Gran Canaraia in Spain's Canary Islands during the 2013-14 season.
- Ranked among the top 200 collegiate prospects in 2014 by 247Sports.com.
- Averaged 7.7 points, 5.3 rebounds and 2.5 blocked shots over nine games while playing for Norway in the 2013 U18 European Championships. He scored 18 points against Holland in 21 minutes for his top scoring effort in that event and blocked eight shots against Romania.
- Has a 7-6 wingspan.
- Stockman and fellow freshmen Anas Mahmoud are the first seven-footers to play for the Cardinals since Felton Spencer, a 7-0 center from Louisville who scored 1,168 points at UofL from 1986-90.
- Born Jan. 10, 1995 ... Major is undecided.

5 Matz Stockman Sea/Career Highs

- Points 2 vs. Jacksonville St. (11/17)
vs. Savannah St. (11/24)
- Reb. 4 vs. Savannah St. (11/24)
- Asst. 1 vs. Savannah St. (11/24)
- Blocks 2 vs. Fla. International (12/5)
vs. Virginia Tech (1/13)
- Steals 1 vs. Jacksonville St. (11/17)
vs. Fla. International (12/5)
- FGM 1 vs. Jacksonville St. (11/17)
vs. Savannah St. (11/24)
- FGA 2 vs. Jacksonville St. (11/17)
vs. Savannah St. (11/24)
- 3FGM none
- 3FGA none
- FT none
- FTA 2 vs. Savannah St. (11/24)

5 Matz Stockman Game-by-Game

Opponent	Date	GS	Min	FGFGA	3-Point			Rebounds				Avg	PF	FO	A	TO	Blk	Stl	Pts	Avg			
					Pct	FG	FGA	Pct	FT	FTA	Pct										Off	Def	Tot
JACKSONVILLE ST.	11/17/14	3	1	2	.500	0	0	.000	0	0	.000	1	0	1	1.0	1	0	0	0	1	2	2.0	
SAVANNAH ST	11/24/14	5	1	2	.500	0	0	.000	0	2	.000	1	3	4	2.5	0	1	0	0	0	2	2.0	
FIU	12/5/14	7	0	1	.000	0	0	.000	0	0	.000	0	3	3	2.7	3	0	0	2	2	1	0	1.3
VIRGINIA TECH	1/13/15	7	0	0	.000	0	0	.000	0	0	.000	0	3	3	2.8	2	0	0	1	2	0	0	1.0

5 Matz Stockman Career Statistics

Year	GP	GS	Min	Avg	FG	FGA	Pct	3FG	3FGA	Pct	FT	FTA	Pct	OReb	DReb	Reb	Avg	PF	FO	Ast	TO	Blk	Stl	Pts	Avg
2014-15	4	0	22	5.5	2	5	.400	0	0	.000	0	2	.000	2	9	11	2.8	6	0	1	3	4	2	4	1.0
TOTAL	4	0	22	5.5	2	5	.400	0	0	.000	0	2	.000	2	9	11	2.8	6	0	1	3	4	2	4	1.0

10 Jaylen Johnson



F 6-9 215 Fr. - HS Ypsilanti, Mich. (Ypsilanti HS)

- Scored six points and grabbed two rebounds vs. FIU.
- Had a season-high seven points and five rebounds against Savannah State.
- Grabbed at least two rebounds off the bench in four games.
- Scored six points and grabbed four rebounds against Virginia Tech.
- Logged an average of 5.1 minutes in his 16 appearances, primarily in relief of Montrezl Harrell.
- Did not arrive on campus until August and was hampered early with an injury, so he is behind other freshmen in practice and conditioning.
- Averaged 13.6 points, 9.6 rebounds, 5.3 blocked shots and 4.1 assists as a senior in leading Ypsilanti High School to a 21-3 record with a 15-game winning streak before falling in the Class A regional finals.
- A finalist for the Hal Schram Mr. Basketball award in Michigan, Johnson was a first team all-state selection and was the *Ann Arbor News* Washtenaw County Player of the Year. He was ranked No. 55 nationally by 247Sports.com, 56th by Rivals.com, 62nd by Scout.com and was among the nation's top 25 power forward by ESPN.
- His mother Janetta Johnson played for Wisconsin and professionally in Portugal. Her 130 blocked shots in 1988-89 is the Badgers' single-season record.
- Born Aug. 7, 1996 ... Major is undecided.

10 Jaylen Johnson Sea/Career Highs

- Points 7 vs. Savannah St. (11/24)
- Reb. 5 vs. Savannah St. (11/24)
- Asst. 1 vs. Long Beach St. (12/30)
- Blocks 1 vs. Cal State Northridge (12/23)
vs. Pittsburgh (1/25)
- Steals 1 (3 times) *latest:* vs. Cal State Northridge (12/23)
- FGM 3 (3 times) *latest:* vs. Virginia Tech (1/13)
- FGA 4 (3 times) *latest:* vs. Virginia Tech (1/13)
- 3FGM 1 vs. Savannah St. (11/24)
- 3FGA 1 vs. Savannah St. (11/24)
- FT 1 vs. Indiana (12/9)
- FTA 2 vs. Indiana (12/9)

10 Jaylen Johnson Game-by-Game

Opponent	Date	GS	Min	FG	FGA	3-Point			Rebounds			PF	FO	A	TO	Blk	Stl	Pts	Avg			
						Pct	FG	FGA	Pct	FT	FTA									Pct	Off	Def
vs Minnesota	11/14/14	1	0	0	.000	0	0	.000	0	0	.000	0	0	0	0	0	0	0	0	0.0		
JACKSONVILLE ST.	11/17/14	7	0	2	.000	0	0	.000	0	0	.000	0	1	1	0.5	1	0	0	0	0.0		
SAVANNAH ST	11/24/14	11	3	4	.750	1	1	1.000	0	0	.000	1	4	5	2.0	4	0	1	0	1	2.3	
OHIO ST	12/2/14	6	0	0	.000	0	0	.000	0	1	.000	1	0	1	1.8	1	0	0	0	1	1.8	
FIU	12/5/14	9	3	4	.750	0	0	.000	0	0	.000	0	2	2	1.8	2	0	0	0	0	2.6	
vs INDIANA	12/9/14	6	0	2	.000	0	0	.000	1	2	.500	3	0	3	2.0	1	0	0	1	0	2.3	
UNC WILMINGTON	12/14/14	2	0	0	.000	0	0	.000	0	0	.000	0	0	1.7	0	0	0	0	0	0	2.0	
CSU NORTHRIDGE	12/23/14	6	0	1	.000	0	0	.000	0	0	.000	0	1	1	1.6	1	0	0	2	1	1.8	
LONG BEACH ST.	12/30/14	4	0	1	.000	0	0	.000	0	0	.000	0	1	1	1.6	0	0	1	0	0	1.6	
at Wake Forest	1/4/15	2	0	1	.000	0	0	.000	0	0	.000	0	0	0	1.4	0	0	0	0	0	1.4	
CLEMSON	1/7/15	5	0	0	.000	0	0	.000	0	0	.000	0	0	0	1.3	1	0	0	0	0	1.3	
VIRGINIA TECH	1/13/15	11	3	4	.750	0	0	.000	0	0	.000	1	3	4	1.5	2	0	0	1	0	6	1.7
at PITT	1/25/15	2	0	0	.000	0	0	.000	0	0	.000	0	0	0	1.4	1	0	0	0	1	1.5	
at Boston College	1/28/15	5	0	0	.000	0	0	.000	0	0	.000	0	1	1	1.4	2	0	0	1	0	1.4	
at Miami	2/3/15	1	0	0	.000	0	0	.000	0	0	.000	0	0	0	1.3	0	0	0	0	0	1.3	
at Virginia	2/7/15	4	0	0	.000	0	0	.000	0	0	.000	0	0	0	1.2	0	0	0	0	0	1.3	

10 Jaylen Johnson Career Statistics

Year	GP	GS	Min	Avg	FG	FGA	Pct	3FG	3FGA	Pct	FT	FTA	Pct	OReb	DReb	Reb	Avg	PF	FO	Ast	TO	Blk	Stl	Pts	Avg
2014-15	16	0	82	5.1	9	19	.474	1	1	1.000	1	3	.333	6	13	19	1.2	16	0	1	6	2	3	20	1.3
TOTAL	16	0	82	5.1	9	19	.474	1	1	1.000	1	3	.333	6	13	19	1.2	16	0	1	6	2	3	20	1.3

12 Mangok Mathiang



F/C 6-10 220 So. - 1L Melbourne, Australia (IMG Academy/Fla.)

- Pronounced MANG-go like the fruit, with a silent "K"; MATH-ee-ang.
- Top reserve/part-time starter at center is tied for third on the team in rebounding (5.0). He has grabbed at least three rebounds in 19 of his 24 games.
- Scored a season-high 11 points against Virginia Tech and Pittsburgh.
- Blocked a career-high five shots against NC State.
- Has blocked a shot in 17 games this season.
- A sprained left ankle kept him out of two early games and limited him to five minutes against Ohio State.
- Totalled six points, three rebounds and tied a career-high with four blocked shots in 17 minutes against Indiana.
- Good energy on the court, he has two double-digit rebounding efforts this season.
- Started 14 games as a freshman, averaging 3.6 points and 3.6 rebounds, with a team-high 51 blocks. He shot 52.8 percent from the field.
- Had a blocked shot in 28 games his freshman year and finished seventh in the AAC in blocked shots per game (1.4). He had 15 games with at least two swats.
- Born in Sudan, Africa, Mathiang lived in Melbourne, Australia for many years before moving to the United States to play a season of high school basketball at Carbondale (Ill.) Brehm Prep School in 2010-11.
- Born Oct. 8, 1992 ... Major is communication with a minor in Marketing.

12 Mangok Mathiang Season Highs

- Points 11 vs. Virginia Tech (1/13)
vs. Pittsburgh (1/25)
- Reb. 11 vs. Marshall (11/21)
- Asst. 2 vs. Cal State Northridge (12/23)
vs. Long Beach St. (12/30)
- Blocks 4 vs. Indiana (12/9)
vs. Cal State Northridge (12/23)
- Steals 3 vs. Cal State Northridge (12/23)
- FGM 5 vs. Virginia Tech (1/13)
- FGA 7 vs. Jacksonville St. (11/17)
vs. Virginia Tech (1/13)
- 3FGM none
- 3FGA none
- FT 5 vs. Pittsburgh (1/25)
- FTA 6 vs. Minnesota (11/14)

12 Mangok Mathiang Career Highs

- Points 13 vs. Western Kentucky (12/14/13)
- Reb. 11 vs. Marshall (11/21/14)
- Asst. 2 (4 times) *latest:* vs. Long Beach St. (12/30/14)
- Blocks 4 (4 times) *latest:* vs. Cal State Northridge (12/23/14)
- Steals 3 vs. Cal State Northridge (12/23/14)
- FGM 5 vs. Western Kentucky (12/14/13)
vs. Virginia Tech (1/13/15)
- FGA 7 (4 times) *latest:* vs. Virginia Tech (1/13/15)
- 3FGM none
- 3FGA none
- FT 5 vs. Pittsburgh (1/25/15)
- FTA 6 vs. Minnesota (11/14/14)
vs. Jacksonville St. (11/17/14)

12 Mangok Mathiang Game-by-Game

Opponent	Date	GS	Min	FG	FGA	3-Point			Rebounds				PF	FO	A	TO	Blk	Stl	Pts	Avg			
						Pct	FG	FGA	Pct	FT	FTA	Pct									Off	Def	Tot
vs Minnesota	11/14/14	32	0	1	.000	0	0	.000	2	6	.333	0	4	4	0	0	1	0	1	1	2	2.0	
JACKSONVILLE ST.	11/17/14	20	4	7	.571	0	0	.000	1	3	.333	7	3	10	7.0	0	0	0	0	0	9	5.5	
MARSHALL	11/21/14	24	1	4	.250	0	0	.000	2	5	.400	7	4	11	8.3	2	0	0	0	3	2	4	5.0
SAVANNAH ST	11/24/14	15	1	2	.500	0	0	.000	1	2	.500	1	5	6	7.8	2	0	1	3	1	0	3	4.5
OHIO ST	12/2/14	5	0	1	.000	0	0	.000	0	0	.000	1	2	3	6.8	2	0	1	2	0	0	0	3.6
vs INDIANA	12/9/14	17	3	5	.600	0	0	.000	0	1	.000	2	1	3	6.2	1	0	0	1	4	0	6	4.0
UNC WILMINGTON	12/14/14 *	27	0	2	.000	0	0	.000	0	0	.000	3	4	7	6.3	0	0	1	2	2	0	0	3.4
at Western Ky.	12/20/14	15	0	1	.000	0	0	.000	0	0	.000	1	0	1	5.6	3	0	0	0	0	0	0	3.0
CSU NORTHRIDGE	12/23/14 *	30	2	5	.400	0	0	.000	2	3	.667	3	3	6	5.7	4	0	2	1	4	3	6	3.3
KENTUCKY	12/27/14	20	0	3	.000	0	0	.000	0	0	.000	3	2	5	5.6	2	0	0	2	1	0	0	3.0
LONG BEACH ST.	12/30/14	20	0	0	.000	0	0	.000	0	0	.000	0	2	2	5.3	1	0	2	1	0	1	0	2.7
at Wake Forest	1/4/15	12	0	1	.000	0	0	.000	0	3	.000	3	1	4	5.2	5	1	0	0	1	0	0	2.5
CLEMSON	1/7/15 *	28	1	1	.000	0	0	.000	0	0	.000	7	2	9	5.5	2	0	0	1	1	0	2	2.5
at North Carolina	1/10/15	12	0	1	.000	0	0	.000	0	0	.000	1	3	4	5.4	2	0	0	1	2	2	0	2.3
VIRGINIA TECH	1/13/15 *	23	5	7	.714	0	0	.000	1	2	.500	3	5	8	5.5	1	0	0	0	2	1	11	2.9
DUKE	1/17/15 *	26	1	3	.333	0	0	.000	1	2	.500	3	4	7	5.6	4	0	0	2	1	0	3	2.9
at PITT	1/25/15	11	3	3	1.000	0	0	.000	5	5	1.000	0	4	4	5.5	4	0	0	1	1	0	11	3.4
at Boston College	1/28/15	19	2	2	1.000	0	0	.000	0	1	.000	0	2	2	5.3	5	1	0	1	1	0	4	3.4
NORTH CAROLINA	1/31/15	20	1	1	1.000	0	0	.000	2	4	.500	4	2	6	5.4	3	0	1	1	3	1	4	3.4
at Miami	2/3/15	21	0	2	.000	0	0	.000	0	0	.000	2	2	4	5.3	3	0	1	1	0	0	0	3.3
at Virginia	2/7/15	20	0	0	.000	0	0	.000	0	0	.000	1	3	4	5.2	1	0	1	0	1	0	0	3.1
PITT	2/11/15	15	0	1	.000	0	0	.000	0	0	.000	1	3	4	5.2	4	0	0	1	0	0	0	3.0
NC STATE	2/14/15	19	0	5	.000	0	0	.000	2	2	1.000	3	3	6	5.2	2	0	1	0	5	0	2	2.9
at Syracuse	2/18/15	2	0	0	.000	0	0	.000	0	0	.000	0	0	0	5.0	2	0	0	0	0	0	0	2.8

12 Mangok Mathiang Career Statistics

Year	GP	GS	Min	Avg	FG	FGA	Pct	3FG	3FGA	Pct	FT	FTA	Pct	OReb	DReb	Reb	Avg	PF	FO	Ast	TO	Blk	Stl	Pts	Avg
2013-14	37	14	545	14.7	47	89	.528	0	0	.000	39	63	.619	68	64	132	3.6	64	1	15	24	51	13	133	3.6
2014-15	24	5	453	18.9	24	58	.414	0	0	.000	19	39	.487	56	64	120	5.0	55	2	12	21	33	11	67	2.8
TOTAL	61	19	998	16.4	71	147	.483	0	0	.000	58	102	.569	124	128	252	4.1	119	3	27	45	84	24	200	3.3

14 Anas Mahmoud



F 7-0 200 Fr. - HS Cairo, Egypt (West Oaks Academy)

■ Full name is Anas Osama Mahmoud (pronounced AH-nuss mah-MOOD).

■ Started and played 21 minutes against Long Beach State and contributed four points, three rebounds and two blocked shots.

■ Had a career-high game against Western Kentucky as he scored six points, pulled down five rebounds and blocked three shots in 23 minutes of action.

■ Has blocked a shot in the the last 3 of 4 games.

■ Had two points, three rebounds, three points and two assists off the bench against Indiana in the Jimmy V Classic.

■ Skilled big man was pressed into action vs. Ohio State due to teammates' foul trouble and responded with seven rebounds, three points and two blocked shots in 24 minutes.

■ Averaged 13.8 points, 8.8 rebounds and 3.1 blocked shots during the 2013-14 season for West Oaks Academy, which posted a 28-8 record in 2013-14.

■ Was ranked No. 99 nationally in the ESPN 100 and was No. 164 by 247Sports.com.

■ Came to the United States in September 2013 for his senior year at West Oaks. He began playing basketball on club teams in Egypt when he was 12 and played in recent years with Egyptian national teams.

■ Speaks four languages, including English, Arabic, French and German.

■ Born May 5, 1995 ... Major is engineering.

14 Anas Mahmoud Sea/Career Highs

- Points 6 vs. Western Ky. (12/20)
- Reb. 7 vs. Ohio State (12/3)
vs. Cal State Northridge (12/23)
- Asst. 3 vs. Wake Forest (1/4)
- Blocks 3 vs. Western Ky. (12/20)
vs. Cal State Northridge (12/23)
- Steals 2 vs. Wake Forest (1/4)
- FGM 2 vs. Western Ky. (12/20)
vs. Long Beach St. (12/30)
- FGA 3 (4 times) *latest:* vs. Pittsburgh (2/11)
- 3FGM none
- 3FGA none
- FT 3 vs. Ohio State (12/3)
- FTA 4 vs. Ohio State (12/3)

14 Anas Mahmoud Game-by-Game

Opponent	Date	GS	Min	FG	FGA	3-Point			Rebounds			PF	FO	A	TO	Blk	Stl	Pts	Avg				
						at	FG	FGA	Pct	FT	FTA									Pct	Off	Def	Tot
JACKSONVILLE ST.	11/17/14	8	1	1	1.000	0	0	.000	0	0	.000	0	1	1	0	0	0	1	0	2	2.0		
MARSHALL	11/21/14	2	0	0	.000	0	0	.000	0	0	.000	0	1	1	0	0	0	0	0	0	0	1.0	
SAVANNAH ST	11/24/14	7	0	0	.000	0	0	.000	0	1	.000	0	0	0	0.7	0	0	2	1	1	0	0.7	
CLEVELAND ST	11/26/14	4	0	0	.000	0	0	.000	0	0	.000	1	0	1	0.8	1	0	0	0	0	0	0.5	
OHIO STATE	12/2/14	24	0	2	.000	0	0	.000	3	4	.750	5	2	7	2.0	3	0	1	1	2	0	3	1.0
FIU	12/5/14	6	0	0	.000	0	0	.000	0	0	.000	0	0	0	1.7	3	0	1	0	0	0	0.8	
vs INDIANA	12/9/14	13	1	3	.333	0	0	.000	0	1	.000	2	1	3	1.9	2	0	2	2	0	0	2	1.0
at Western Ky.	12/20/14	23	2	3	.667	0	0	.000	2	2	1.000	1	4	5	2.3	3	0	1	2	3	0	6	1.6
CSU NORTHRIDGE	12/23/14	25	1	1	1.000	0	0	.000	2	2	1.000	3	4	7	2.8	3	0	0	2	3	1	4	1.9
LONG BEACH ST.	12/30/14	* 21	2	3	.667	0	0	.000	0	0	.000	1	2	3	2.8	1	0	0	1	2	0	4	2.1
at Wake Forest	1/4/15	* 17	0	0	.000	0	0	.000	0	0	.000	0	3	3	2.8	2	0	3	2	2	2	0	1.9
at North Carolina	1/10/15	3	0	0	.000	0	0	.000	0	0	.000	0	0	0	2.6	0	0	0	0	0	0	0	1.8
VIRGINIA TECH	1/13/15	9	0	1	.000	0	0	.000	0	0	.000	1	0	1	2.5	2	0	0	0	0	0	0	1.6
DUKE	1/17/15	2	0	0	.000	0	0	.000	0	0	.000	1	0	1	2.4	0	0	0	0	0	0	0	1.5
at PITT	1/25/15	1	0	0	.000	0	0	.000	0	0	.000	0	0	0	2.2	0	0	0	0	0	0	0	1.4
at Boston College	1/28/15	1	0	0	.000	0	0	.000	0	0	.000	0	0	0	2.1	0	0	0	0	0	0	0	1.3
at Miami	2/3/15	4	0	0	.000	0	0	.000	0	0	.000	0	0	0	1.9	0	0	0	0	0	0	0	1.2
at Virginia	2/7/15	4	0	0	.000	0	0	.000	0	0	.000	0	2	2	1.9	0	0	0	1	1	0	0	1.2
PITT	2/11/15	10	1	3	.333	0	0	.000	0	0	.000	1	1	2	1.9	1	0	0	0	1	0	2	1.2
NC STATE	2/14/15	5	0	0	.000	0	0	.000	0	0	.000	0	1	1	1.9	0	0	0	0	1	0	0	1.2
at Syracuse	2/18/15	6	2	2	1.000	0	0	.000	0	0	.000	0	1	1	1.9	1	0	0	1	0	0	4	1.3

14 Anas Mahmoud Career Statistics

Year	GP	GS	Min	Avg	FG	FGA	Pct	3FG	3FGA	Pct	FT	FTA	Pct	OReb	DReb	Reb	Avg	PF	FO	Ast	TO	Blk	Stl	Pts	Avg
2014-15	21	2	195	9.3	10	19	.526	0	0	.000	7	10	.700	16	23	39	1.9	23	0	10	13	17	3	27	1.3
TOTAL	21	2	195	9.3	10	19	.526	0	0	.000	7	10	.700	16	23	39	1.9	23	0	10	13	17	3	27	1.3

21 Shaqquan Aaron



G 6-7 170 Fr. - HS Seattle, Wash. (Rainier Beach HS)

- Scored a career-high 11 points and pulled down a career-high five rebounds in 23 minutes at Wake Forest, his most extensive action of the season.
- Ranks fifth on the team in three-point field goal percentage, connecting on 26.3 percent (5 of 19).
- Made his collegiate debut against Cal State Northridge, contributing two rebounds and an assist in five minutes.
- Scored his first collegiate points with a three-pointer against Kentucky.
- Earned his first start against Long Beach State.
- Had to sit the initial nine games of the season due to an NCAA eligibility issue.
- Has good athleticism, passing skills and length.
- Averaged 19.7 points, 8.5 rebounds, and 7.5 assists, led Rainier Beach High (30-1) to the Washington Class 3A state championship. He scored 16 of his game-high 22 in the second half of the title game.
- A two-time first-team AP Class 3A all-state selection and the state player of the year as a senior, Aaron was ranked No. 26 nationally by 247Sports.com, 27th by Scout.com, 30th by Rivals.com and is No. 33 in the ESPN 100.
- He is the third Seattle product to play for the Cardinals in recent years, joining Peyton Siva (2009-13) and Terrence Williams (2005-09).
- His brother Shaddean played basketball at Mercer from 2004-08, totaling 1,115 career points for the Bears. His father Carl played professional basketball in Australia.
- Born July 21, 1995 ... Major is business.

21 Shaqquan Aaron Sea/Car Highs

- Points 11 vs. Wake Forest (1/4)
- Reb. 5 vs. Wake Forest (1/4)
- Asst. 1 (4 times) *latest:* vs. Pittsburgh (2/11)
- Blocks 1 vs. Boston College (1/28)
vs. Pittsburgh (2/11)
- Steals 1 (3 times) *latest:* vs. Pittsburgh (2/11)
- FGM 4 vs. Wake Forest (1/4)
- FGA 9 vs. Wake Forest (1/4)
- 3FGM 2 vs. Virginia Tech (1/13)
- 3FGA 5 vs. Wake Forest (1/4)
- FT 2 vs. Wake Forest (1/4)
- FTA 3 vs. Wake Forest (1/4)


21 Shaqquan Aaron Game-by-Game

Opponent	Date	GS	Min	FG	FGA	3-Point			Rebounds			PF	FO	A	TO	Blk	Stl	Pts	Avg				
						Pct	FG	FGA	Pct	FT	FTA									Pct	Off	Def	Tot
CSU NORTHRIDGE	12/23/14	5	0	0	.000	0	0	.000	0	0	.000	0	2	2	0	0	1	1	0	0	0.0		
KENTUCKY	12/27/14	10	1	2	.500	1	11	.000	0	0	.000	0	1	1	1.5	0	0	0	0	0	3	1.5	
LONG BEACH ST.	12/30/14 *	5	0	1	.000	0	0	.000	0	2	.000	0	0	0	1.0	2	0	0	0	0	0	1.0	
at Wake Forest	1/04/15	23	4	9	.444	1	5	.200	2	3	.667	1	4	5	2.0	2	0	1	1	0	11	3.5	
CLEMSON	1/7/15	2	0	1	.000	0	1	.000	0	0	.000	0	0	0	1.6	0	0	0	0	0	0	2.8	
at North Carolina	1/10/15	9	0	2	.000	0	0	.000	0	0	.000	0	0	0	1.3	0	0	1	0	0	0	2.3	
VIRGINIA TECH	1/13/15	7	2	4	.500	2	4	.500	0	0	.000	1	0	1	1.3	0	0	0	0	0	6	2.9	
DUKE	1/17/15	6	1	2	.500	0	1	.000	0	0	.000	0	0	0	1.1	1	0	0	0	0	2	2.8	
at PITT	1/25/15	3	0	0	.000	0	0	.000	0	0	.000	1	0	1	1.1	0	0	0	0	0	0	2.4	
at Boston College	1/28/15	14	0	1	.000	0	1	.000	0	0	.000	0	0	0	1.0	1	0	1	2	1	0	2.2	
NORTH CAROLINA	1/31/15	14	2	6	.333	1	3	.333	0	0	.000	1	1	2	1.1	1	0	0	1	0	1	5	2.5
at Miami	2/3/15	5	0	1	.000	0	0	.000	0	0	.000	0	0	0	1.0	0	0	0	1	0	0	2.3	
at Virginia	02/07/15	5	0	1	.000	0	1	.000	0	0	.000	0	0	0	0.9	0	0	0	0	0	0	2.1	
PITT	2/11/15	24	0	2	.000	0	1	.000	0	0	.000	0	0	0	0.9	4	0	1	0	1	1	1.9	
NC STATE	2/14/15	4	0	1	.000	0	1	.000	0	0	.000	1	1	2	0.9	0	0	0	0	0	0	1.8	

21 Shaqquan Aaron Career Statistics

Year	GP	GS	Min	Avg	FG	FGA	Pct	3FG	3FGA	Pct	FT	FTA	Pct	OReb	DReb	Reb	Avg	PF	FO	Ast	TO	Blk	Stl	Pts	Avg
2014-15	15	1	136	9.1	10	33	.303	5	19	.263	2	5	.400	5	9	14	0.9	11	0	5	6	2	3	27	1.8
TOTAL	15	1	136	9.1	10	33	.303	5	19	.263	2	5	.400	5	9	14	0.9	11	0	5	6	2	3	27	1.8

25 Wayne Blackshear



G/F 6-5 230 Sr. - 3L Chicago, Ill. (Morgan Park HS)

- Co-captain is having his finest season as a Cardinal.
- Has scored in double figures in 15 games (40 career) and ranks fourth on the team in scoring (10.5 ppg).
- Played just the first minute of the Cards' game against Pitt due to a hip pointer suffered in practice earlier that day. He recovered to score 19 points in his next game against NC State, his most points in 15 games.
- Scored a career-high 31 points against Cal State Northridge, adding six rebounds and four steals while burying a career-high 6-of-11 three-pointers.
- Has collected three or more steals in five games. Ranks third on the team in steals with 1.2 per game.
- Leads the team in free throw percentage (.775).
- Has grabbed at least five rebounds in 13 games.
- Started 18 games as a junior, scoring in double figures on 14 occasions and ranking eighth in the AAC in three-point percentage (.395).
- Scored a career-best 23 points on 8-of-10 shooting against Houston last season. He was 5-of-6 from beyond the arc while grabbing a season-best seven rebounds.
- Earned Capital One Academic All-District 2 honors this season for the second straight year and is on the ballot for Academic All-America honors.
- Honored with the prestigious 2013 NCAA Elite 89 Award, presented to the student-athlete with the highest cumulative grade-point average participating at the finals site for each of the NCAA's championships for a cumulative 3.55 GPA.
- Born Feb. 11, 1992 ... Major is communication.

25 Wayne Blackshear Season Highs

- Points 31 vs. Cal State Northridge (12/23)
- Reb. 9 vs. Jacksonville St. (11/17)
- Asst. 5 vs. Jacksonville St. (11/17)
vs. Indiana (12/9)
- Blocks 3 vs. Indiana (12/9)
- Steals 4 (3 times) *latest:* vs. CSUN (12/23)
- FGM 11 vs. Cal State Northridge (12/23)
- FGA 17 vs. Cal State Northridge (12/23)
- 3FGM 6 vs. Cal State Northridge (12/23)
- 3FGA 11 vs. Cal State Northridge (12/23)
- FT 6 vs. Ohio State (12/3)
vs. Kentucky (12/27)
- FTA 9 vs. Kentucky (12/27)

25 Wayne Blackshear Career Highs

- Points 31 vs. Cal State Northridge (12/23/14)
- Reb. 9 vs. Jacksonville St. (11/17/14)
- Asst. 5 vs. Jacksonville St. (11/17/14)
vs. Indiana (12/9/14)
- Blocks 3 vs. Indiana (12/9/14)
- Steals 4 (6 times) *latest:* vs. Cal State Northridge (12/23/14)
- FGM 11 vs. Cal State Northridge (12/23/14)
- FGA 17 vs. Cal State Northridge (12/23/14)
- 3FGM 6 vs. Cal State Northridge (12/23/14)
- 3FGA 11 vs. Cal State Northridge (12/23/14)
- FT 9 vs. Louisiana Lafayette (12/7/13)
- FTA 10 vs. Louisiana Lafayette (12/7/13)

25 Wayne Blackshear Game-by-Game

Opponent	Date	GS	Min	FG	FGA	Pct	3-Point			Rebounds			PF	FO	A	TO	Blk	Stl	Pts	Avg				
							FG	FGA	Pct	Off	Def	Tot									Avg			
vs Minnesota	11/14/14	*	20	1	4	.250	1	3	.333	4	5	.800	2	2	4	4.0	4	0	1	3	0	0	7	7.0
JACKSONVILLE ST.	11/17/14	*	27	4	10	.400	2	8	.250	2	3	.667	3	6	9	6.5	2	0	5	1	1	0	12	9.5
MARSHALL	11/21/14	*	29	5	14	.357	1	6	.167	5	7	.714	3	3	6	6.3	3	0	1	1	2	4	16	11.7
SAVANNAH ST	11/24/14	*	29	5	8	.625	2	4	.500	1	2	.500	1	4	5	6.0	1	0	2	0	0	3	13	12.0
CLEVELAND ST	11/26/14	*	34	2	9	.222	1	6	.167	3	4	.750	1	4	5	5.8	3	0	0	1	0	0	8	11.2
OHIO STATE	12/2/14	*	38	6	13	.462	4	8	.500	6	7	.857	2	4	6	5.8	1	0	0	0	0	3	22	13.0
FIU	12/5/14	*	29	5	13	.385	2	8	.250	0	0	.000	2	4	6	5.9	1	0	2	1	0	4	12	12.9
vs INDIANA	12/9/14	*	36	5	16	.313	1	9	.111	3	3	1.000	2	5	7	6.0	2	0	5	0	3	1	14	13.0
UNC WILMINGTON	12/14/14	*	37	4	10	.400	1	4	.250	2	2	1.000	4	4	8	6.2	3	0	2	2	1	1	11	12.8
at Western Ky.	12/20/14	*	34	1	7	.143	0	4	.000	3	4	.750	1	4	5	6.1	2	0	3	0	1	0	5	12.0
CSU NORTHRIDGE	12/23/14	*	37	11	17	.647	6	11	.545	3	6	.500	0	6	6	6.1	3	0	2	1	0	4	31	13.7
KENTUCKY	12/27/14	*	35	2	9	.222	0	2	.000	6	9	.667	0	1	1	5.7	4	0	0	3	0	2	10	13.4
LONG BEACH ST.	12/30/14	*	35	3	6	.500	1	4	.250	5	6	.833	0	7	7	5.8	3	0	1	3	2	1	12	13.3
at Wake Forest	1/04/15	*	20	1	3	.333	1	1	1.000	1	2	.500	0	1	1	5.4	3	0	0	0	0	1	4	12.6
CLEMSON	1/7/15	*	34	3	13	.231	3	10	.300	2	2	1.000	0	4	4	5.3	1	0	1	0	0	2	11	12.5
at North Carolina	1/10/15	*	31	3	8	.375	2	5	.400	2	2	1.000	0	4	4	5.3	1	0	0	0	0	1	10	12.4
VIRGINIA TECH	1/13/15	*	24	6	10	.600	3	7	.429	0	0	.000	1	5	6	5.3	1	0	0	0	1	0	15	12.5
DUKE	1/17/15	*	34	2	10	.200	0	5	.000	3	4	.750	2	2	4	5.2	3	0	0	1	2	1	7	12.2
at PITT	1/25/15	*	26	2	4	.500	1	2	.500	1	2	.500	0	2	2	5.1	5	1	2	0	0	0	6	11.9
at Boston College	1/28/15	*	28	1	7	.143	1	4	.250	7	7	1.000	0	1	1	4.9	2	0	0	0	0	1	10	11.8
NORTH CAROLINA	1/31/15	*	28	1	5	.200	1	4	.250	0	0	.000	0	4	4	4.8	4	0	1	3	0	1	3	11.4
at Miami	2/3/15	*	35	3	5	.600	1	3	.333	0	0	.000	0	2	2	4.7	4	0	1	2	2	0	7	11.2
at Virginia	02/07/15	*	35	2	4	.500	2	3	.667	2	2	1.000	0	7	7	4.8	3	0	0	0	0	0	8	11.0
PITT	2/11/15	*	1	0	0	.000	0	0	.000	0	0	.000	0	0	0	4.6	0	0	0	0	0	0	0	10.6
NC STATE	2/14/15	*	36	7	10	.700	4	6	.667	1	1	1.000	1	3	4	4.6	2	0	1	0	0	0	19	10.9
at Syracuse	2/18/15	*	19	0	2	.000	0	1	.000	0	0	.000	0	0	0	4.4	5	1	0	2	0	0	0	10.5

25 Wayne Blackshear Career Statistics

Year	GP	GS	Min	Avg	FG	FGA	Pct	3FG	3FGA	Pct	FT	FTA	Pct	OReb	DReb	Reb	Avg	PF	FO	Ast	TO	Blk	Stl	Pts	Avg
2011-12	15	1	105	7.0	12	41	.293	6	20	.300	7	12	.583	7	14	21	1.4	12	0	2	7	1	3	37	2.5
2012-13	39	34	782	20.1	105	248	.423	45	139	.324	43	62	.694	22	100	122	3.1	98	0	25	24	10	34	298	7.6
2013-14	36	18	707	19.6	93	215	.433	45	114	.395	64	86	.744	20	91	111	3.1	84	3	26	21	19	32	295	8.2
2014-15	26	26	771	29.7	85	217	.392	41	128	.320	62	80	.775	25	89	114	4.4	66	2	30	24	15	32	273	10.5
TOTAL	116	79	2365	20.4	295	721	.409	137	401	.342	176	240	.733	74	294	368	3.2	260	5	83	76	45	101	903	7.8

32 Chinanu Onuaku



F/C 6-10 230 Fr. - HS Lanham, Md. (Riverdale Baptist HS)

- Name is pronounced chih-NAH-noo on-ooH-AHH-koo.
- His conditioning work this summer and skill level propelled him into a starting role as a freshman.
- Produced eight points and a career-high matching 11rebounds at Syracuse, his best effort in ACC play.
- Ranks fifth in the ACC in blocked shots (1.5 blocks per game). He has blocked a shot in 14 games this season.
- Has made 36-of-60 field goals on the season (.600) and has had six games in which he was perfect from the field.
- Tied his career-high with 11 rebounds against Syracuse, also pulled down 11 rebounds against Marshall.
- Has grabbed nine or more rebounds in five games this season and has three double-figure scoring games.
- Sprained his right ankle in practice on Dec. 28. He was available against Long Beach State but did not play.
- Blocked a career-best seven shots vs. Cleveland State.
- Averaged 12.4 points, 12.7 rebounds, and 5.5 blocks as a senior in leading Riverside Baptist High School to a 30-9 record and the Capital Beltway conference title. He was the 2014 All-Met Player of the Year by *The Washington Post* and a first team all-state selection.
- His brother Arinze Onuaku played for Syracuse from 2005-10 and opened this season on the New Orleans Pelicans roster.
- Born Nov. 1, 1996 ... Major is communication.

32 Chinanu Onuaku Sea/Career Highs

- Points 12 vs. Jacksonville St. (11/17)
- Reb. 11 vs. Marshall (11/21)
vs. Syracuse (2/18)
- Asst. 5 vs. Fla. International (12/5)
- Blocks 7 vs. Cleveland St. (11/26)
- Steals 2 (5 times) *latest:* vs. North Carolina (1/10)
- FGM 5 vs. Jacksonville St. (11/17)
vs. Marshall (11/21)
- FGA 7 vs. Syracuse (2/18)
- 3FGM none
- 3FGA none
- FT 4 vs. Savannah St. (11/24)
- FTA 7 vs. Savannah St. (11/24)

32 Chinanu Onuaku Game-by-Game

Opponent	Date	GS	Min	FG	FGA	3-Point			Rebounds			PF	FO	A	TO	Blk	Stl	Pts	Avg					
						Pct	FG	FGA	Pct	FT	FTA									Pct	Off	Def	Tot	Avg
vs Minnesota	11/14/14	*	8	0	1	.000	0	0	.000	0	0	.000	2	1	3	3.0	5	1	1	1	1	0	0	0.0
JACKSONVILLE ST.	11/17/14	*	16	5	5	1.000	0	0	.000	2	3	.667	8	2	10	6.5	2	0	1	2	1	2	12	6.0
MARSHALL	11/21/14	*	24	5	5	1.000	0	0	.000	0	0	.000	2	9	11	8.0	4	0	0	0	0	2	10	7.3
SAVANNAH ST	11/24/14	*	19	3	5	.600	0	0	.000	4	7	.571	4	5	9	8.3	2	0	1	3	6	1	10	8.0
CLEVELAND ST	11/26/14	*	35	1	3	.333	0	0	.000	0	0	.000	4	5	9	8.4	2	0	0	4	7	2	2	6.8
OHIO STATE	12/2/14	*	10	1	1	1.000	0	0	.000	0	2	.000	0	4	4	7.7	3	0	0	1	1	1	2	6.0
FIU	12/5/14	*	23	3	3	1.000	0	0	.000	1	1	1.000	2	1	3	7.0	1	0	5	2	3	1	7	6.1
vs INDIANA	12/9/14	*	9	0	2	.000	0	0	.000	0	0	.000	3	1	4	6.6	1	0	1	1	0	0	0	5.4
UNC WILMINGTON	12/14/14		12	1	4	.250	0	0	.000	0	0	.000	1	0	1	6.0	1	0	0	1	2	1	2	5.0
at Western Ky.	12/20/14	*	17	2	3	.667	0	0	.000	0	0	.000	0	6	6	6.0	3	0	0	2	3	0	4	4.9
CSU NORTHRIDGE	12/23/14	*	13	1	1	1.000	0	0	.000	0	0	.000	0	4	4	5.8	1	0	1	2	2	0	2	4.6
KENTUCKY	12/27/14	*	20	0	2	.000	0	0	.000	0	0	.000	4	1	5	5.8	2	0	0	1	0	2	0	4.3
at Wake Forest	1/4/15		7	0	0	.000	0	0	.000	0	0	.000	0	0	0	5.3	3	0	0	0	0	0	0	3.9
CLEMSON	1/7/15		21	1	2	.500	0	0	.000	0	0	.000	3	3	6	5.4	2	0	0	2	0	0	2	3.8
at North Carolina	1/10/15	*	27	3	4	.750	0	0	.000	2	2	1.000	3	5	8	5.5	3	0	0	1	2	2	8	4.1
VIRGINIA TECH	1/13/15		3	0	0	.000	0	0	.000	0	0	.000	0	0	0	5.2	0	0	0	1	0	0	0	3.8
DUKE	1/17/15		14	2	4	.500	0	0	.000	0	2	.000	6	0	6	5.2	2	0	0	0	0	1	4	3.8
at PITT	1/25/15	*	28	0	0	.000	0	0	.000	0	2	.000	0	4	4	5.2	1	0	1	3	1	0	0	3.6
at Boston College	1/28/15	*	21	1	2	.500	0	0	.000	0	0	.000	1	3	4	5.1	1	0	0	1	1	0	2	3.5
NORTH CAROLINA	1/31/15	*	24	0	1	.000	0	0	.000	3	6	.500	1	2	3	5.0	3	0	0	2	1	1	3	3.5
at Miami	2/3/15	*	15	0	0	.000	0	0	.000	0	0	.000	0	2	2	4.9	4	0	0	0	3	0	0	3.3
at Virginia	2/7/15	*	18	0	0	.000	0	0	.000	0	0	.000	1	1	2	4.7	2	0	0	2	0	0	0	3.2
PITT	2/11/15	*	15	2	2	1.000	0	0	.000	0	0	.000	1	2	3	4.7	4	0	1	0	1	1	4	3.2
NC STATE	2/14/15	*	17	1	3	.333	0	0	.000	1	2	.500	4	2	6	4.7	2	0	1	1	0	0	3	3.2
at Syracuse	2/18/15	*	31	4	7	.571	0	0	.000	0	0	.000	3	8	11	5.0	3	0	3	2	2	0	8	3.4

32 Chinanu Onuaku Career Statistics

Year	GP	GS	Min	Avg	FG	FGA	Pct	3FG	3FGA	Pct	FT	FTA	Pct	OReb	DReb	Reb	Avg	PF	FO	Ast	TO	Blk	Stl	Pts	Avg
2014-15	25	20	447	17.9	36	60	.600	0	0	.000	13	27	.481	53	71	124	5.0	57	1	16	35	37	17	85	3.4
TOTAL	25	20	447	17.9	36	60	.600	0	0	.000	13	27	.481	53	71	124	5.0	57	1	16	35	37	17	85	3.4



2014-15 Louisville Men's Basketball
LOUISVILLE Combined Team Statistics (as of Feb 18, 2015)
All games



Overall record: 20-6 Conf: 8-5 Home: 13-3 Away: 5-3 Neutral: 2-0

#	Player	gp-gs	min	Total		3-Point		F-Throw		Rebounds				pf	dq	a	to	blk	stl	pts	avg	
				avg	fg-fga	fg%	3fg-fga	3fg%	ft-fga	ft%	off	def	tot									avg
00	ROZIER, Terry	26-25	864	33.2	161-369	.436	40-115	.348	106-137	.774	31	112	143	5.5	49	2	65	53	5	48	468	18.0
24	HARRELL, Montrezl	25-25	846	33.8	150-260	.577	7-34	.206	78-132	.591	83	150	233	9.3	56	0	31	48	32	22	385	15.4
03	JONES, Chris	25-24	771	30.8	108-288	.375	36-107	.336	87-119	.731	27	71	98	3.9	65	1	93	57	1	51	339	13.6
25	BLACKSHEAR, Wayne	26-26	771	29.7	85-217	.392	41-128	.320	62-80	.775	25	89	114	4.4	66	2	30	24	15	32	273	10.5
32	ONUAKU, Chinanu	25-20	447	17.9	36-60	.600	0-0	.000	13-27	.481	53	71	124	5.0	57	1	16	35	37	17	85	3.4
12	MATHIANG, Mangok	24-5	453	18.9	24-58	.414	0-0	.000	19-39	.487	56	64	120	5.0	55	2	12	21	34	11	67	2.8
01	GILL, Anton	23-0	228	9.9	22-68	.324	6-35	.171	7-17	.412	2	22	24	1.0	24	0	14	16	4	12	57	2.5
02	SNIDER, Quentin	26-1	270	10.4	22-68	.324	8-33	.242	12-17	.706	3	27	30	1.2	29	0	22	12	0	6	64	2.5
23	LEVITCH, David	12-1	87	7.3	4-13	.308	4-10	.400	12-17	.706	3	2	5	0.4	10	0	4	4	0	4	24	2.0
21	AARON, Shaquuan	15-1	136	9.1	10-33	.303	5-19	.263	2-5	.400	5	9	14	0.9	11	0	5	6	2	3	27	1.8
15	GILBERT, Trent	4-0	16	4.0	2-6	.333	2-5	.400	0-0	.000	1	1	2	0.5	3	0	2	2	0	0	6	1.5
14	MAHMOUD, Anas	21-2	195	9.3	10-19	.526	0-0	.000	7-10	.700	16	23	39	1.9	23	0	10	13	17	3	27	1.3
10	JOHNSON, Jaylen	16-0	82	5.1	9-19	.474	1-1	1.000	1-3	.333	6	13	19	1.2	16	0	1	6	2	3	20	1.3
05	STOCKMAN, Matz	4-0	22	5.5	2-5	.400	0-0	.000	0-2	.000	2	9	11	2.8	6	0	1	3	4	2	4	1.0
04	AVARE, Dillon	5-0	25	5.0	1-5	.200	0-4	.000	1-2	.500	1	3	4	0.8	3	0	0	1	0	0	3	0.6
22	AGAU, Akoy	3-0	11	3.7	0-1	.000	0-1	.000	0-0	.000	0	1	1	0.3	0	0	0	1	0	0	0	0.0
Team											20	14	34				4					
Total.....		26	5224		646-1489	.434	150-492	.305	407-607	.671	334	681	1015	39.0	473	8	306	306	153	214	1849	71.1
Opponents.....		26	5225		544-1434	.379	134-460	.291	322-500	.644	301	624	925	35.6	526	-	308	379	66	156	1544	59.4

TEAM STATISTICS	LOU	OPP	Date	Opponent	Score	Att.
SCORING	1849	1544	11/14/14	vs Minnesota	w 81-68	1693
Points per game	71.1	59.4	11/17/14	JACKSONVILLE ST.	w 88-39	20479
Scoring margin	+11.7	-	11/21/14	MARSHALL	w 85-67	21661
FIELD GOALS-ATT	646-1489	544-1434	11/24/14	SAVANNAH STATE	w 87-26	19514
Field goal pct	.434	.379	11/26/14	CLEVELAND STATE	w 45-33	20887
3 POINT FG-ATT	150-492	134-460	12/2/14	OHIO STATE	w 64-55	22784
3-point FG pct	.305	.291	12/5/14	FIU	w 82-57	20541
3-pt FG made per game	5.8	5.2	12/9/14	vs INDIANA	w 94-74	11617
FREE THROWS-ATT	407-607	322-500	12/14/14	UNC WILMINGTON	w 68-57	20913
Free throw pct	.671	.644	12/20/14	at WESTERN KENTUCKY	w 76-67	7598
F-Throws made per game	15.7	12.4	12/23/14	CAL STATE NORTHRIDGE	w 80-55	20231
REBOUNDS	1015	925	12/27/14	KENTUCKY	L 50-58	22812
Rebounds per game	39.0	35.6	12/30/14	LONG BEACH STATE	w 63-48	18248
Rebounding margin	+3.5	-	* 1/4/15	at Wake Forest	w 85-76	10862
ASSISTS	306	308	* 1/7/15	CLEMSON	w 58-52	21676
Assists per game	11.8	11.8	* 1/10/15	at North Carolina	L 71-72	21750
TURNOVERS	306	379	* 1/13/15	VIRGINIA TECH	w 78-63	21684
Turnovers per game	11.8	14.6	* 1/17/15	DUKE	L 52-63	22791
Turnover margin	+2.8	-	* 1/25/15	at PITT	w 80-68	12508
Assist/turnover ratio	1.0	0.8	* 1/28/15	at Boston College	w 81-72	5119
STEALS	214	156	* 1/31/15	NORTH CAROLINA	wot 78-68	22418
Steals per game	8.2	6.0	* 2/3/15	at Miami	w 63-55	6563
BLOCKS	153	66	* 2/7/15	at Virginia	L 47-52	14593
Blocks per game	5.9	2.5	* 2/11/15	PITT	w 69-56	22132
ATTENDANCE	341181	118463	* 2/14/15	NC STATE	L 65-74	22410
Home games-Avg/Game	16-21324	8-13144	* 2/18/15	at Syracuse	L 59-69	26160
Neutral site-Avg/Game	-	2-6655				

* - Conference game

Score by Periods	1st	2nd	OT	Totals
LOUISVILLE	866	965	18	1849
Opponents	676	860	8	1544

2014-15 Louisville Men's Basketball Results / Schedule

RECORD: 20-6 Overall (ACC 8-5, Home 13-3, Away 5-3, Neutral 2-0)

Date	Opponent	UL	Result	Margin	W-L	High Scorer	High Rebounder	High Assists	Attendance
N 1	BARRY ~	W	91-71	+20	exh.	22 Blackshear	8 Mathiang, Rozier, Onuaku	7 Rozier	19,237
N 9	BELLARMINE ~	W	90-61	+29	exh.	19 Jones	9 Mathiang	7 Smith	20,432
N 14	Minnesota ^	W	81-68	+13	1-0	30 Harrell	7 Harrell	4 Rozier	1,693
N 17	JACKSONVILLE STATE +	W	88-39	+49	2-0	15 Harrell	10 Mathiang, Onuaku	5 Jones, Blackshear	20,479
N 21	MARSHALL +	W	85-67	+18	3-0	18 Jones	11 Mathiang, Onuaku	5 Jones	21,661
N 24	SAVANNAH STATE +	W	87-26	+61	4-0	15 Harrell	9 Harrell, Onuaku	3 Snider	19,514
N 26	CLEVELAND STATE +	W	45-33	+12	5-0	15 Harrell	13 Harrell	3 Jones	20,887
D 2	OHIO STATE @	W	64-55	+9	6-0	22 Blackshear	10 Harrell	7 Rozier	22,784
D 5	FIU	W	82-57	+25	7-0	15 Gill	12 Harrell	5 Onuaku	20,541
D 9	Indiana #	W	94-74	+20	8-0	26 Rozier	11 Harrell	5 Jones	11,617
D 14	UNC WILMINGTON !	W	68-57	+11	9-0	19 Harrell, Rozier	17 Harrell	2 Jones, Blackshear	20,913
D 20	at Western Kentucky	W	76-67	+9	10-0	32 Rozier	6 Harrell, Onuaku	3 Blackshear	7,598
D 23	CAL STATE NORTHRIDGE	W	80-55	+25	11-0	31 Blackshear	7 Mahmoud	5 Rozier	20,231
D 27	KENTUCKY >	L	50-58	-8	11-1	15 Rozier	8 Harrell, Rozier	1 Jones	22,812
D 30	LONG BEACH STATE	W	63-48	+15	12-1	23 Rozier	7 Blackshear, Rozier	3 Rozier	18,248
J 4	at Wake Forest *	W	85-76	+9	13-1	25 Harrell	13 Harrell	10 Jones	10,862
J 7	CLEMSON *	W	58-52	+6	14-1	22 Jones	9 Mathiang	4 Rozier	21,676
J 10	at North Carolina *	:L	71-72	-1	14-2	25 Rozier	8 Onuaku	5 Jones, Rozier	21,750
J 13	VIRGINIA TECH *	W	78-63	+15	15-2	16 Rozier	8 Harrell, Mathiang	11 Jones	21,684
J 17	DUKE *	L	52-63	-11	15-3	17 Rozier	14 Harrell	4 Jones	22,791
J 25	at Pittsburgh *	W	80-68	+12	16-3	26 Rozier	7 Harrell	9 Jones	12,508
J 28	at Boston College *	W	81-72	+9	17-3	28 Jones	6 Jones	5 Rozier	5,119
J 31	NORTH CAROLINA *	W/ot	78-68	+10	18-3	22 Harrell, Rozier	15 Harrell	4 Jones	22,418
F 3	at Miami *	W	63-55	+8	19-3	22 Rozier	9 Harrell	5 Jones	6,563
F 7	at Virginia *	L	47-52	-5	19-4	16 Rozier	7 Blackshear	5 Rozier	14,593
F 11	PITTSBURGH *	W	69-56	+13	20-4	28 Harrell	12 Harrell	3 Rozier	22,132
F 14	NC STATE *	L	65-74	-9	20-5	20 Jones	13 Harrell	3 Jones	22,410
F 18	at Syracuse *	L	59-69	-10	20-6	17 Rozier	11 Onuaku	4 Snider	26,160

Date	Opponent	Site	Time	Television
February				
Sat. 21	MIAMI *	KFC YUM! CENTER	2 p.m.	ESPN
Mon. 23	at Georgia Tech *	Atlanta, Ga.	7 p.m.	ESPN
Sat. 28	at Florida State *	Tallahassee, Fla.	Noon	ESPN or ESPN2
March				
Wed. 4	NOTRE DAME *	KFC YUM! CENTER	7 p.m.	ESPN2
Sat. 7	VIRGINIA *	KFC YUM! CENTER	TBA	ESPN or ESPN2
Tues. 10-	at ACC Championship	Greensboro, N.C.	TBA	
Sat. 14		Greensboro Coliseum		

~ Exhibition game

* ACC game

^ Armed Forces Classic (Aquadilla, Puerto Rico)

+ Global Sports Showcase (Louisville, Ky.)

@ ACC/Big 10 Challenge (Louisville, Ky.)

Jimmy V Classic (New York, N.Y.)

! Billy Minardi Classic (Louisville, Ky.)

> Basketball Hall of Fame Shootout (Louisville, Ky.)

2014-15 Louisville Men's Basketball Game-by-Game Team Statistics

Teams	FG-FGA	Pct	3Pt-Att	Pct	FT-FTA	Pct	O	D	Reb	PF-D	Asst	TO	Blk	Stl	1H	2H	OT	TOT
Minnesota	22-55	.400	4-18	.222	20-33	.606	9	26	35	21-0	12	19	0	6	30	38		68
LOUISVILLE	23-50	.460	6-16	.375	29-42	.690	8	29	37	28-1	11	15	1	11	43	38		81
Jacksonville State	14-50	.280	5-26	.192	6-12	.500	9	17	26	21-1	12	20	1	5	20	19		39
LOUISVILLE	35-74	.473	5-26	.192	13-27	.481	20	20	60	16-0	15	12	4	12	50	38		88
Marshall	23-63	.365	7-24	.292	14-27	.519	20	30	50	33-2	16	21	1	1	27	40		67
LOUISVILLE	27-70	.386	3-22	.136	28-44	.636	20	27	47	24-0	10	7	6	13	41	44		85
Savannah State	10-51	.196	0-16	.000	6-12	.500	8	20	28	22-0	3	26	4	11	7	19		26
LOUISVILLE	31-59	.525	8-20	.400	17-30	.567	16	38	54	16-0	17	17	8	16	41	46		87
Cleveland State	13-52	.250	4-19	.211	3-8	.375	10	27	37	22-0	6	13	1	10	22	11		33
LOUISVILLE	15-47	.319	3-20	.150	12-26	.462	15	21	46	13-0	6	13	11	3	26	19		45
Ohio State	17-56	.304	6-18	.333	15-25	.600	16	25	41	23-1	7	14	4	10	18	37		55
LOUISVILLE	19-54	.352	10-29	.345	16-28	.571	18	28	46	21-0	15	16	5	11	35	29		64
FIU	20-54	.370	5-15	.333	12-18	.667	14	19	33	14-0	11	25	1	12	23	34		57
LOUISVILLE	32-56	.571	8-20	.400	10-15	.667	9	25	34	20-0	21	20	9	14	36	46		82
Indiana	29-61	.475	8-20	.400	8-14	.571	10	24	34	19-0	14	19	3	6	41	33		74
LOUISVILLE	35-79	.443	8-23	.348	16-27	.593	26	26	52	16-0	15	12	8	10	46	48		94
UNC Wilmington	24-62	.387	5-13	.385	4-8	.500	13	22	35	21-0	8	18	4	6	24	33		57
LOUISVILLE	27-65	.415	1-13	.007	13-16	.813	17	27	44	12-0	7	16	7	10	32	36		68
Western Kentucky	21-56	.375	10-23	.435	15-25	.600	9	26	35	24-0	15	15	1	5	24	43		67
LOUISVILLE	22-53	.415	6-22	.273	26-30	.867	8	29	37	19-0	11	12	9	7	29	47		76
Cal State Northridge	19-57	.333	0-3	.000	17-20	.850	12	24	36	19-1	11	20	1	6	25	30		55
LOUISVILLE	27-57	.474	11-27	.407	15-19	.789	8	28	36	18-0	18	14	11	14	36	44		80
Kentucky	21-50	.420	6-14	.429	10-14	.714	17	29	46	20-0	11	18	3	6	22	36		58
LOUISVILLE	15-58	.259	3-14	.214	17-24	.708	18	15	33	16-0	1	9	2	10	18	32		50
Long Beach State	18-50	.360	5-20	.250	7-8	.875	7	21	28	20-0	10	19	0	5	19	29		48
LOUISVILLE	21-41	.512	6-15	.400	15-21	.714	3	25	28	15-0	12	16	5	10	34	29		63
Wake Forest	28-53	.528	3-15	.200	17-32	.531	8	28	36	22-0	15	12	5	4	35	41		76
LOUISVILLE	31-62	.500	7-17	.412	16-25	.640	10	25	35	25-2	15	7	4	8	46	39		85
Clemson	16-52	.308	7-23	.304	13-17	.765	14	26	40	21-2	12	15	2	4	22	30		52
LOUISVILLE	18-55	.327	6-24	.250	16-22	.727	14	23	37	15-0	7	9	1	11	18	40		58
North Carolina	29-67	.433	5-12	.417	9-11	.417	17	23	40	13-0	18	12	7	7	34	38		72
LOUISVILLE	28-59	.475	6-19	.316	9-11	.417	9	21	30	12-0	13	11	5	10	34	37		71
Virginia Tech	22-60	.367	8-19	.421	11-17	.647	14	19	33	13-0	12	8	2	3	24	39		63
LOUISVILLE	31-65	.477	10-25	.400	6-7	.857	13	27	40	17-0	19	7	8	3	43	35		78
Duke	21-43	.488	4-15	.267	17-23	.739	5	27	32	15-0	13	10	1	6	30	33		63
LOUISVILLE	18-61	.295	4-25	.160	12-16	.750	18	20	38	17-0	7	10	4	4	20	32		52
Pittsburgh	22-59	.371	6-23	.261	18-26	.692	17	17	34	21-1	18	12	3	9	30	38		68
LOUISVILLE	30-46	.652	6-12	.500	14-22	.639	3	25	28	22-1	19	15	4	5	40	40		80
Boston College	26-61	.426	9-29	.310	11-15	.733	10	20	30	21-1	17	7	1	2	33	39		72
LOUISVILLE	29-50	.580	6-12	.500	17-24	.708	4	26	30	21-1	10	9	5	4	35	46		81
North Carolina	26-60	.433	5-16	.313	11-20	.550	13	31	44	33-3	11	19	4	4	36	24	8	68
LOUISVILLE	22-65	.338	7-21	.333	27-44	.614	22	24	46	16-0	9	11	5	10	25	35	18	78
Miami	18-53	.340	6-19	.316	13-17	.765	13	19	32	16-1	8	11	1	7	26	29		55
LOUISVILLE	23-48	.479	4-15	.267	13-18	.722	9	24	33	16-0	7	12	7	9	35	28		63
Virginia	17-51	.333	2-14	.143	16-22	.727	9	24	33	13-0	9	2	4	8	24	28		52
LOUISVILLE	17-46	.370	3-14	.214	10-13	.769	7	29	36	18-0	6	11	3	2	13	34		47
Pittsburgh	20-53	.377	4-12	.333	12-21	.571	9	20	29	18-0	12	10	3	5	22	34		56
LOUISVILLE	27-54	.500	0-4	.000	15-18	.833	9	30	39	18-0	10	10	9	3	27	42		69
NC State	26-58	.448	6-16	.375	16-28	.571	13	34	47	18-0	11	8	3	2	30	44		74
LOUISVILLE	20-61	.328	7-17	.412	18-24	.750	11	26	37	21-1	10	5	7	2	31	34		65
Syracuse	22-47	.468	4-18	.222	21-27	.778	5	26	31	12-0	16	7	6	6	28	41		69
LOUISVILLE	23-54	.426	6-20	.300	7-14	.500	9	23	32	21-1	15	10	4	2	32	27		59

2014-15 Louisville Men's Basketball Individual Points-Rebounds-Assists

Opponent	Date	Score		00	01	02	03	04	05	10
				ROZIER,TER	GILL,ANTON	SNIDER,QUE	JONES,CHRI	AVARE,DILL	STOCKMAN,M	JOHNSON,JA
vs Minnesota	11/14/14	81-68	w	18-6-3	1-4-1	7-4-0	13-4-4	DNP	DNP	0-0-0
JACKSONVILLE ST.	11/17/14	88-39	w	13-4-1	8-6-1	0-2-0	10-6-5	3-1-0	2-1-0	0-1-0
MARSHALL	11/21/14	85-67	w	17-5-3	2-0-0	0-0-0	18-3-5	0-0-0	DNP	DNP
SAVANNAH STATE	11/24/14	87-26	w	11-3-1	9-1-1	2-1-3	9-5-1	0-3-0	2-4-1	7-5-0
CLEVELAND STATE	11/26/14	45-33	w	9-11-2	0-1-0	0-0-1	11-5-3	DNP	DNP	DNP
OHIO STATE	12/2/14	64-55	w	11-7-7	0-0-0	3-2-1	10-5-3	DNP	DNP	0-1-0
FIU	12/5/14	82-57	w	12-4-2	15-2-2	6-0-2	11-1-3	DNP	0-3-0	6-2-0
vs INDIANA	12/9/14	94-74	w	26-6-1	0-2-0	0-0-0	24-9-5	DNP	DNP	1-3-0
UNC WILMINGTON	12/14/14	68-57	w	19-4-0	0-0-0	7-3-1	10-4-2	DNP	DNP	0-0-0
at WESTERN KENTUCKY	12/20/14	76-67	w	32-5-0	5-2-2	0-2-1	10-2-2	DNP	DNP	DNP
CAL STATE NORTHRIDGE	12/23/14	80-55	w	16-6-5	0-1-3	3-1-2	9-1-1	DNP	DNP	0-1-0
KENTUCKY	12/27/14	50-58	L	15-8-0	DNP	0-0-0	13-3-1	DNP	DNP	DNP
LONG BEACH STATE	12/30/14	63-48	w	23-7-3	2-0-0	6-1-2	0-3-1	DNP	DNP	0-1-1
at Wake Forest	1/4/15	85-76	w	18-2-0	5-2-1	0-0-0	22-4-10	DNP	DNP	0-0-0
CLEMSON	1/7/15	58-52	w	15-6-4	0-1-0	0-0-0	22-4-2	DNP	DNP	0-0-0
at North Carolina	1/10/15	71-72	L	25-5-5	DNP	0-0-1	19-4-5	DNP	DNP	DNP
VIRGINIA TECH	1/13/15	78-63	w	16-3-1	4-0-0	0-3-4	7-2-11	0-0-0	0-3-0	6-4-0
DUKE	1/17/15	52-63	L	17-4-2	2-0-0	2-1-0	5-1-4	DNP	DNP	DNP
at PITT	1/25/15	80-68	w	26-5-6	0-0-1	2-0-0	17-5-9	0-0-0	DNP	0-0-0
at Boston College	1/28/15	81-72	w	23-5-5	DNP	2-2-0	28-6-2	DNP	DNP	0-1-0
NORTH CAROLINA	1/31/15	78-68	w	22-10-1	0-0-0	2-0-0	17-5-4	DNP	DNP	DNP
at Miami	2/3/15	63-55	w	22-6-0	0-0-0	0-0-0	16-8-5	DNP	DNP	0-0-0
at Virginia	2/7/15	47-52	L	16-5-5	0-0-0	0-1-0	11-5-0	DNP	DNP	0-0-0
PITT	2/11/15	69-56	w	22-10-3	2-2-2	4-2-0	7-2-2	DNP	DNP	DNP
NC STATE	2/14/15	65-74	L	7-1-2	2-0-0	5-2-0	20-1-3	DNP	DNP	DNP
at Syracuse	2/18/15	59-69	L	17-5-3	0-0-0	13-3-4	DNP	DNP	DNP	DNP

Opponent	Date	Score		12	14	21	23	24	25	32
				MATHIANG,M	MAHMOUD,AN	AARON,SHAQ	LEVITCH,DA	HARRELL,MO	BLACKSHEAR	ONUAKU,CHI
vs Minnesota	11/14/14	81-68	w	2-4-1	DNP	DNP	3-0-0	30-7-0	7-4-1	0-3-1
JACKSONVILLE ST.	11/17/14	88-39	w	9-10-0	2-1-0	DNP	2-1-1	15-7-1	12-9-5	12-10-1
MARSHALL	11/21/14	85-67	w	4-11-0	0-1-0	DNP	6-1-0	12-8-1	16-6-1	10-11-0
SAVANNAH STATE	11/24/14	87-26	w	3-6-1	0-0-2	DNP	0-0-0	15-9-2	13-5-2	10-9-1
CLEVELAND STATE	11/26/14	45-33	w	DNP	0-1-0	DNP	0-0-0	15-13-0	8-5-0	2-9-0
OHIO STATE	12/2/14	64-55	w	0-3-1	3-7-1	DNP	DNP	13-10-2	22-6-0	2-4-0
FIU	12/5/14	82-57	w	DNP	0-0-1	DNP	0-0-1	13-12-3	12-6-2	7-3-5
vs INDIANA	12/9/14	94-74	w	6-3-0	2-3-2	DNP	0-0-0	21-11-1	14-7-5	0-4-1
UNC WILMINGTON	12/14/14	68-57	w	0-7-1	DNP	DNP	DNP	19-17-1	11-8-2	2-1-0
at WESTERN KENTUCKY	12/20/14	76-67	w	0-1-0	6-5-1	DNP	DNP	14-6-2	5-5-3	4-6-0
CAL STATE NORTHRIDGE	12/23/14	80-55	w	6-6-2	4-7-0	0-2-1	9-1-1	DNP	31-6-2	2-4-1
KENTUCKY	12/27/14	50-58	L	0-5-0	DNP	3-1-0	DNP	9-8-0	10-1-0	0-5-0
LONG BEACH STATE	12/30/14	63-48	w	0-2-2	4-3-0	0-0-0	0-1-0	16-3-2	12-7-1	DNP
at Wake Forest	1/4/15	85-76	w	0-4-0	0-3-3	11-5-1	DNP	25-13-0	4-1-0	0-0-0
CLEMSON	1/7/15	58-52	w	2-9-0	DNP	0-0-0	DNP	6-6-0	11-4-1	2-6-0
at North Carolina	1/10/15	71-72	L	0-4-0	0-0-0	0-0-1	DNP	9-5-1	10-4-0	8-8-0
VIRGINIA TECH	1/13/15	78-63	w	11-8-0	0-1-0	6-1-0	2-0-0	11-8-3	15-6-0	0-0-0
DUKE	1/17/15	52-63	L	3-7-0	0-1-0	2-0-0	0-0-0	10-14-1	7-4-0	4-6-0
at PITT	1/25/15	80-68	w	11-4-0	0-0-0	0-1-0	DNP	18-7-0	6-2-2	0-4-1
at Boston College	1/28/15	81-72	w	4-2-0	0-0-0	0-0-1	DNP	12-5-2	10-1-0	2-4-0
NORTH CAROLINA	1/31/15	78-68	w	4-6-1	DNP	5-2-0	DNP	22-15-2	3-4-1	3-3-0
at Miami	2/3/15	63-55	w	0-4-1	0-0-0	0-0-0	DNP	18-9-0	7-2-1	0-2-0
at Virginia	2/7/15	47-52	L	0-4-1	0-2-0	0-0-0	DNP	12-6-0	8-7-0	0-2-0
PITT	2/11/15	69-56	w	0-4-0	2-2-0	0-0-1	DNP	28-12-1	0-0-0	4-3-1
NC STATE	2/14/15	65-74	L	2-6-1	0-1-0	0-2-0	DNP	7-13-2	19-4-1	3-6-1
at Syracuse	2/18/15	59-69	L	0-0-0	4-1-0	DNP	2-1-1	15-9-4	0-0-0	8-11-3

2014-15 Louisville Men's Basketball Miscellaneous Statistics

Louisville's Record When the Cardinals ...

Lead at halftime	18-2
Trail at halftime	2-3
Are tied at halftime	0-1
Shoot better from the field than opponent	17-2
Shoot worse from the field than opponent	3-4
Shoot 50 percent or better from the field	7-0
Shoot below 50 percent from the field	13-6
Opp. shoots 50 pct. or better from the field	1-0
Opp. shoots below 50 pct. from the field	19-6
Make 7 or fewer three-point goals	14-6
Make more than 7 three-point goals	6-0
Attempt 20 or fewer three-point goals	11-5
Attempt more than 20 three-point goals	9-1
Shoot more free throws than their opp.	14-1
Opponent shoots more free throws	6-4
Outrebound their opponent	13-3
Are outrebounded by their opponent	4-3
Bench outscores the opponent bench	8-2
Opponent bench outscores their bench	12-4
Commit fewer turnovers than their opp.	14-3
Commit more turnovers than their opp.	4-2
Commit same number of turnover as opp.	2-1
Commit 15 or fewer turnovers	16-6
Commit more than 15 turnovers	4-0
Lead with 5:00 Remaining	18-1
Trail with 5:00 Remaining	2-5
Tied with 5:00 Remaining	0-0
1-3 point margins	0-1
4-5 point margins	0-1
6-10 point margins	7-3
11-19 point margins	8-1
20 or more point margins	5-0
Overtime games	1-0
Vs. Top 25 teams	2-4
Home games	13-3
Away games	5-3
Neutral games	2-0
Score 59 or fewer points	2-4
Score 60-69 points	5-1
Score 70-79 points	3-1
Score 80-89 points	9-0
Score 90 or more points	1-0
Allow 59 or fewer points	11-2
Allow 60-69 points	6-2
Allow 70-79 points	3-2
Allow 80 or more points	0-0

Double-Doubles

Harrell	9	Onuaku	2
Rozier	2	Jones	1

Points Off Turnovers

Louisville	387	Opponents	291
------------	-----	-----------	-----

Bench Scoring

Louisville	280 (10.8)	Opp.	383 (14.7)
------------	------------	------	------------

Rebounding Advantage

Louisville	16	Opponents	7
------------	----	-----------	---

Attendance

Home	341,181	(21,324 avg.)
Away	105,153	(13,144 avg.)
Neutral	13,310	(6,655 avg.)
Total	459,644	(17,679 avg.)

Double-Figure Scoring Games

Rozier	24
Harrell	21
Jones	19
Blackshear	15
Onuaku	3
Mathiang	2
Aaron	1
Gill	1
Snider	1

Games Leading UL in Scoring

Rozier	13
Harrell	8
Jones	4
Blackshear	2
Gill	1

Games Leading UL in Rebounding

Harrell	17
Onuaku	5
Mathiang	4
Blackshear	2
Rozier	2
Jones	1
Mahmoud	1

Games Leading UL in Assists

Jones	14
Rozier	9
Blackshear	3
Snider	2
Onuaku	1

Scored Louisville's First Points

Who	
Blackshear	9
Jones	5
Harrell	4
Rozier	4
Mathiang	2
Mahmoud	1
Onuaku	1

How

Three-pointer	10
Jumper	7
Free Throw	4
Dunk	3
Layup	2

Dunks 96

Harrell	53
Blackshear	17
Onuaku	9
Rozier	7
Mathiang	3
Gill	2
Johnson	2
Mahmoud	2

Jump Balls Controlled

Louisville	14	(Onuaku 11, Mathiang 2, Harrell 1)
Opponents	12	

Starting Lineups

W-L	Forward	Forward	Center	Guard	Guard
13-4	Blackshear	Harrell	Onuaku	Jones	Rozier
3-1	Blackshear	Harrell	Mathiang	Jones	Rozier
1-0	Blackshear	Harrell	Onuaku	Jones	Levitch
1-0	Blackshear	Mathiang	Onuaku	Jones	Rozier
1-0	Blackshear	Harrell	Mahmoud	Aaron	Rozier
1-0	Blackshear	Harrell	Mahmoud	Jones	Rozier
0-1	Blackshear	Harrell	Onuaku	Snider	Rozier

Scoring Summary

	1st Half	2nd Half	OT	Total
Louisville	866	965	18	1849
Opponents	676	860	8	1544

Leads and Deficits

UL's Biggest Halftime Lead	34 (41-7) vs. Savannah St. (11/24)
UL's Biggest Halftime Lead Blown	11 (46-35) vs. Wake Forest (1/4)
UL's Biggest Halftime Deficit	
Overcome	11 (25-36) vs. North Carolina (1/31)
UL's Biggest 2nd Half Lead	63 (87-24) vs. Savannah St. (11/24)
UL's Biggest 2nd Half Lead Blown	13 (63-50) vs. North Carolina (1/10)
UL's Biggest 2nd Half Deficit	21 (25-46) vs. Duke (1/17)
UL's Biggest 2nd Half Deficit	
Overcome	18 (25-43) vs. North Carolina (1/31)
UL's Biggest Overall Lead	63 (87-24) vs. Savannah St. (11/24)
UL's Biggest Lead Blown	13 five times
	<i>latest:</i> (63-50) vs. North Carolina (1/10)
UL's Biggest Overall Deficit	21 (225-46) vs. Duke (1/17)
UL's Biggest Deficit Overcome	18 (25-43) vs. North Carolina (1/31)

Home, Road and Half Statistics

Halftime Leads	UL 19, Opp 5, Tied 1
FG% in KFC Yum! Center	.409 (385-942)
FG% Away from Home	.477 (261-547)
3 Pt FG% in KFC Yum! Center	.286 (92-322)
3 Pt FG% Away from Home	.341 (58-170)
FT% in KFC Yum! Center	.656 (250-381)
FT% Away from Home	.695 (157-226)
Scoring Average	
in KFC Yum! Center	69.5 (1112 pts.)
Scoring Avg. on the Road	73.7 (737 pts.)
Opp. Scoring Average	
in KFC Yum! Center	54.4 (871 pts.)
Opp. Scoring Average	
on the Road	67.3 (673 pts.)
Most 1st Half Points	50 vs. Jacksonville St. (11/17)
Most 2nd Half Points	48 vs. Indiana (12/9)
Fewest 1st Half Points	13 vs. Virginia (2/7)
Fewest 2nd Half Points	19 vs. Cleveland St. (11/26)
Largest Halftime Lead	30 vs. Jacksonville St. (11/17)
Largest Halftime Deficit	11 vs. North Carolina (1/31)
	vs. Virginia (2/7)



2014-15 Louisville Men's Basketball
LOUISVILLE Combined Team Statistics (as of Feb 18, 2015)
Conference games



RECORD:	OVERALL	HOME	AWAY	NEUTRAL
ALL GAMES	8-5	4-2	4-3	0-0
CONFERENCE	8-5	4-2	4-3	0-0
NON-CONFERENCE	0-0	0-0	0-0	0-0

#	Player	gp-gs	min	avg	Total		3-Point		F-Throw		Rebounds				pf	dq	a	to	blk	stl	pts	avg
					fg-fga	fg%	3fg-fga	3fg%	ft-fa	ft%	off	def	tot	avg								
00	ROZIER, Terry	13-13	454	34.9	87-207	.420	22-62	.355	50-61	.820	11	56	67	5.2	29	2	37	23	2	17	246	18.9
03	JONES, Chris	12-12	414	34.5	64-145	.441	19-50	.380	44-60	.733	9	38	47	3.9	29	0	57	28	0	24	191	15.9
24	HARRELL, Montrezl	13-13	468	36.0	75-135	.556	3-13	.231	40-68	.588	41	81	122	9.4	30	0	16	21	19	9	193	14.8
25	BLACKSHEAR, Wayne	13-13	351	27.0	31-81	.383	19-51	.373	19-22	.864	4	35	39	3.0	34	2	6	8	5	7	100	7.7
12	MATHIANG, Mangok	13-3	228	17.5	13-27	.481	0-0	.000	11-19	.579	28	34	62	4.8	38	2	4	9	18	4	37	2.8
32	ONUAKU, Chinanu	13-9	241	18.5	14-25	.560	0-0	.000	6-14	.429	23	32	55	4.2	30	0	6	15	11	5	34	2.6
02	SNIDER, Quentin	13-1	135	10.4	11-40	.275	4-20	.200	4-4	1.000	1	13	14	1.1	17	0	9	4	0	2	30	2.3
21	AARON, Shaqquan	12-0	116	9.7	9-30	.300	4-18	.222	2-3	.667	5	6	11	0.9	9	0	4	5	2	3	24	2.0
01	GILL, Anton	11-0	87	7.9	7-22	.318	1-9	.111	0-3	.000	1	4	5	0.5	7	0	4	5	1	0	15	1.4
23	LEVITCH, David	3-0	25	8.3	0-2	.000	0-1	.000	4-4	1.000	1	0	1	0.3	1	0	1	0	0	0	4	1.3
10	JOHNSON, Jaylen	7-0	30	4.3	3-5	.600	0-0	.000	0-0	.000	1	4	5	0.7	6	0	0	2	1	0	6	0.9
14	MAHMOUD, Anas	11-1	62	5.6	3-6	.500	0-0	.000	0-0	.000	3	8	11	1.0	6	0	3	4	5	2	6	0.5
05	STOCKMAN, Matz	1-0	7	7.0	0-0	.000	0-0	.000	0-0	.000	0	3	3	3.0	2	0	0	1	2	0	0	0.0
04	AVARE, Dillon	2-0	6	3.0	0-1	.000	0-1	.000	0-0	.000	0	0	0	0.0	1	0	0	0	0	0	0	0.0
Team											10	9	19				2					
Total.....		13	2624		317-726	.437	72-225	.320	180-258	.698	138	323	461	35.5	239	6	147	127	66	73	886	68.2
Opponents.....		13	2625		293-717	.409	69-231	.299	185-276	.670	147	314	461	35.5	236	-	172	133	42	67	840	64.6

TEAM STATISTICS	LOU	OPP	Date	Opponent	Score	Att.
SCORING	886	840	* 1/4/15	at Wake Forest	W 85-76	10862
Points per game	68.2	64.6	* 1/7/15	CLEMSON	W 58-52	21676
Scoring margin	+3.5	-	* 1/10/15	at North Carolina	L 71-72	21750
FIELD GOALS-ATT	317-726	293-717	* 1/13/15	VIRGINIA TECH	W 78-63	21684
Field goal pct	.437	.409	* 1/17/15	DUKE	L 52-63	22791
3 POINT FG-ATT	72-225	69-231	* 1/25/15	at PITT	W 80-68	12508
3-point FG pct	.320	.299	* 1/28/15	at Boston College	W 81-72	5119
3-pt FG made per game	5.5	5.3	* 1/31/15	NORTH CAROLINA	Wot 78-68	22418
FREE THROWS-ATT	180-258	185-276	* 2/3/15	at Miami	W 63-55	6563
Free throw pct	.698	.670	* 2/7/15	at Virginia	L 47-52	14593
F-Throws made per game	13.8	14.2	* 2/11/15	PITT	W 69-56	22132
REBOUNDS	461	461	* 2/14/15	NC STATE	L 65-74	22410
Rebounds per game	35.5	35.5	* 2/18/15	at Syracuse	L 59-69	26160
Rebounding margin	+0.0	-				
ASSISTS	147	172				
Assists per game	11.3	13.2	* - Conference game			
TURNOVERS	127	133				
Turnovers per game	9.8	10.2				
Turnover margin	+0.5	-				
Assist/turnover ratio	1.2	1.3				
STEALS	73	67				
Steals per game	5.6	5.2				
BLOCKS	66	42				
Blocks per game	5.1	3.2				
ATTENDANCE	133111	97555				
Home games-Avg/Game	6-22185	7-13936				
Neutral site-Avg/Game	-	0-0				

Score by Periods	1st	2nd	OT	Totals
LOUISVILLE	399	469	18	886
Opponents	374	458	8	840

2014-15 Louisville Men's Basketball Team Superlatives

<i>Louisville High</i>	<i>Louisville Low</i>	<i>Statistical Category</i>	<i>Opponent High</i>	<i>Opponent Low</i>
94 vs. Indiana (12/9)	45 vs. Cleveland St. (11/26)	Points	78 by North Carolina (1/31)	26 by Savannah St. (11/24)
50 vs. Jacksonville St. (11/17)	13 vs. Virginia (2/7)	First Half Points	36 by North Carolina (1/31)	7 by Savannah St. (11/24)
48 vs. Indiana (12/9)	19 vs. Cleveland St. (11/26)	Second Half Points	44 by NC State (2/14)	11 by Cleveland St. (11/26)
35 vs. Jacksonville St. (11/17)	15 vs. Cleveland St., Kentucky	Field Goals	29 by North Carolina (1/10)	10 by Savannah St. (11/24)
74 vs. Jacksonville St. (11/17)	41 vs. Long Beach St. (12/30)	Field Goal Attempts	67 by North Carolina (1/10)	43 by Duke (1/17)
.652 vs. Pittsburgh (1/25)	.259 vs. Kentucky (12/27)	FG Percentage	.528 by Wake Forest (1/4)	.196 by Savannah St. (11/24)
11 vs. CSUN (12/23)	0 vs. Pittsburgh (2/11)	3-Point Field Goals	10 by Western Ky. (12/20)	0 by Savannah St., CSUN
29 vs. Ohio State (12/3)	4 vs. Pittsburgh (2/11)	3-Point Field Goal Att.	29 by Boston College (1/28)	3 by CSUN (12/23)
.500 vs. Pittsburgh (1/25) vs. Boston College (1/28)	.000 vs. Pittsburgh (2/11)	3-Point FG Percentage	.435 by Western Ky. (12/20)	.000 by Savannah St. (11/24) by CSUN (12/23)
29 vs. Minnesota (11/14)	6 vs. Virginia Tech (1/13)	Free Throws	21 by Syracuse (2/18)	3 by Cleveland St. (11/26)
44 vs. Marshall (11/21) vs. North Carolina (1/31)	7 vs. Virginia Tech (1/13)	Free Throw Attempts	33 by Minnesota (11/14)	8 three times <i>latest:</i> by Long Beach St. (12/30)
.867 vs. Western Ky. (12/20)	.462 vs. Cleveland St. (11/26)	Free Throw Percentage	.850 by CSUN (12/23)	.375 by Cleveland St. (11/26)
30 vs. Jacksonville St. (11/17)	3 vs. Long Beach St. (12/30) vs. Pittsburgh (1/25)	Offensive Rebounds	20 by Marshall (11/21)	5 by Duke (1/17) by Syracuse (2/18)
38 vs. Savannah St. (11/24)	15 vs. Kentucky (12/27)	Defensive Rebounds	34 by NC State (2/14)	17 by Jacksonville St. (11/17)
60 vs. Jacksonville St. (11/17)	28 vs. Long Beach St. (12/30) vs. Pittsburgh (1/25)	Total Rebounds	50 by Marshall (11/21)	26 by Jacksonville St. (11/17)
28 vs. Minnesota (11/14)	12 vs. UNCW (12/14) vs. North Carolina (1/10)	Fouls	33 by Marshall (11/21) by North Carolina (1/31)	12 by Syracuse (2/18)
21 vs. Fla. International (12/5)	1 vs. Kentucky (12/27)	Assists	18 by North Carolina (1/10)	3 by Savannah St. (11/24)
20 vs. Fla. International (12/5)	5 vs. NC State (2/14)	Turnovers	26 by Savannah St. (11/24)	2 by Virginia (2/7)
11 vs. Cleveland St. (11/26) vs. CSUN (12/23)	1 vs. Minnesota (11/14) vs. Clemson (1/7)	Blocked Shots	7 by North Carolina (1/10)	0 three times <i>latest:</i> by Long Beach St. (12/30)
16 vs. Savannah St. (11/24)	2 three times <i>latest:</i> vs. Syracuse (2/18)	Steals	12 by Fla. International (12/5)	1 by Marshall (11/21)


2014-15 Louisville Men's Basketball Individual Superlatives

	Louisville	Opponent
Points	32 by Terry Rozier vs. Western Ky. (12/20)	31 by Devin Thomas, Wake Forest (1/4)
Field Goals Made	12 by Montrezl Harrell vs. Pittsburgh (2/11)	11 by Devin Thomas, Wake Forest (1/4)
Field Goals Attempted	21 by Terry Rozier vs. North Carolina (1/10)	22 by Aaron Brown, Boston College (1/28)
Highest FG Pct. (min. 5 made)	100 (5-5) by Chinanu Onuaku vs. JSU (11/17), Marshall (11/21)	.900 (9-10) by Rakeem Christmas, Syracuse (2/18)
3-Point Field Goals Made	6 by Wayne Blackshear vs. CSUN (12/23)	5 three times <i>latest:</i> by Davon Reed, Miami (2/3)
3-Point Field Goals Attempted	11 by Wayne Blackshear vs. CSUN (12/23)	12 by Aaron Brown, Boston College (1/28)
3-Point FG Pct. (min. 3 made)	.750 three times: <i>latest:</i> (3-4) by Chris Jones vs. Pittsburgh (1/25)	100 (4-4) by DJ Clayton, Western Ky. (12/20)
Free Throws Made	11 by Terry Rozier vs. Western Ky. (12/20)	11 by Rakeem Christmas, Syracuse (2/18)
Free Throws Attempted	13 by Terry Rozier vs. Western Ky. (12/20)	17 by Ryan Taylor, Marshall (11/21) by Devin Thomas, Wake Forest (1/4)
Free Throw Pct. (min. 8 made)	100 (10-10) by Terry Rozier vs. Pittsburgh (2/11)	.846 (11-13) by Rakeem Christmas, Syracuse (2/18)
Offensive Rebounds	8 by Chinanu Onuaku vs. Jacksonville St. (11/17) by Montrezl Harrell vs. North Carolina (1/31)	8 by Ryan Taylor, Marshall (11/21)
Defensive Rebounds	12 by Montrezl Harrell vs. UNCW (12/14)	10 three times <i>latest:</i> by Brice Johnson, N.Car. (1/31)
Total Rebounds	17 by Montrezl Harrell vs. UNCW (12/14)	18 by Ryan Taylor, Marshall (11/21)
Turnovers	5 five times: <i>latest:</i> by Terry Rozier vs. Pittsburgh (1/25)	9 by Tashawn Desir, Fla. International (12/5)
Assists	11 by Chris Jones vs. Virginia Tech (1/13)	9 by Olivier Hanlan, Boston College (1/28)
Blocked Shots	7 by Chinanu Onuaku vs. Cleveland St. (11/26)	3 three times: <i>latest:</i> by BeeJay Anya, NC St. (2/14)
Steals	6 by Terry Rozier vs. Long Beach St. (12/30) by Chris Jones vs. Miami (2/3)	3 seven times <i>latest:</i> by Darion Atkins, Virginia (2/7)
Minutes Played (regulation game)	40 Montrezl Harrell vs. (4 times) <i>latest:</i> vs. Syracuse (2/18) by Chris Jones vs. Miami (2/3)	40 four times <i>latest:</i> by Christmas & Cooney, Syracuse (2/18)
Minutes Played (overtime game)	44 by Montrezl Harrell vs. North Carolina (1/31)	40 vs. Marcus Paige, North Carolina (1/31)


2014-15 Louisville Photo Roster



0 Terry Rozier
G 6-1 190 So.
Youngstown, Ohio
(Hargrave Mil. Acad.)



1 Anton Gill
G 6-3 190 So.
Raleigh, N.C.
(Hargrave Mil. Acad.)



2 Quentin Snider
G 6-2 180 Fr.
Louisville, Ky.
(Ballard HS)



3 Chris Jones
G 5-10 175 Sr.
Memphis, Tenn.
(NW Florida St. Coll.)



4 Dillon Avare
G 6-0 150 Fr.
Lexington, Ky.
(Lex. Catholic HS)




5 Matz Stockman
F/C 7-0 240 Fr.
Oslo, Norway
(Canarias Bb. Acad.)




10 Jaylen Johnson
F 6-9 215 Fr.
Ypsilanti, Mich.
(Ypsilanti HS)



12 Mangok Mathiang
F/C 6-10 220 So.
Melbourne, Australia
(IMG Academy/Fla.)



14 Anas Mahmoud
F 7-0 200 Fr.
Cairo, Egypt
(West Oaks Acad.)




21 Shaquan Aaron
F 6-7 170 Fr.
Seattle, Wash.
(Rainier Beach HS)



23 David Levitch
G 6-3 180 So.
Goshen, Ky.
(North Oldham HS)



24 Montrezl Harrell
F 6-8 240 Jr.
Tarboro, N.C.
(Hargrave Mil. Acad.)



25 Wayne Blackshear
G/F 6-5 215 Sr.
Chicago, Ill.
(Morgan Park HS)



32 Chinanu Onuaku
F/C 6-10 230 Fr.
Lanham, Md.
(Riverdale Baptist HS)

On The Bench



Pronunciations

Shaquan (shuh-KWAN),
Avare (A-var)
Montrezl Harrell (mon-
TREZ, silent "L", HAIR-uhl)
Levitch (LEV-itch)
Anas Mahmoud (AH-nuss
mah-MOOD)
Mangok Mathiang (Mango
silent "K" MATH-ee-ang)
Chinanu Onuaku (Chih-
NAH-noo On-ooh-AH-koo),
Rozier (row-ZEER)
Matz (Motts)



Rick Pitino
Head Coach



Wyking Jones
Assistant Coach



Mike Balado
Assistant Coach



Kenny Johnson
Assistant Coach



David Padgett
Dir. Basketball Oper.