


HURRICANES  BASKETBALL

2017-18 MEDIA GUIDE





737
VICTORIES

26
ALL-CONFERENCE HONOREES

26
1,000-POINT SCORERS

20
POSTSEASON BERTHS

15
20-WIN SEASONS

12
NCAA TOURNAMENT APPEARANCES

9
ALL-AMERICA HONOREES

8
CONSECUTIVE POSTSEASON TRIPS

6
WNBA PLAYERS/DRAFTEES

3
CONFERENCE REGULAR SEASON TITLES

2
CONFERENCE PLAYERS OF THE YEAR

1
NATIONAL PLAYER OF THE YEAR

TABLE OF CONTENTS

INTRODUCTION

1	Table of Contents
2	2017-18 Schedule
3	Quick Facts
4	Athletics Communications, Creative & Marketing Staffs
5	Media Policies
6	Facilities
7	University Administration
8-13	Athletics Administration
14	Roster Breakdowns

COACHES & STAFF

16-18	Head Coach Katie Meier
19	Assistant Coach Octavia Blue
20	Assistant Coach Tia Jackson
21	Assistant Coach Fitzroy Anthony
22-25	Basketball Staff
26	Support Staff

HURRICANES

28-29	Photo Roster
30-56	Student-Athlete Bios

2016-17 REVIEW

58-65	Box Scores
66	Season Statistics
67	ACC Statistics
68	Non-Conference Statistics
69	Postseason Statistics
70	Win Statistics
71	Loss Statistics
72	Home Statistics
73	Away Statistics
74	Neutral Site Statistics
75	Team Game-by-Game Comparison
76	Team Game-by-Game
77	Opponent Game-by-Game
78	Team Game Highs
79	Team Game Lows
80	Opponent Game Highs
81	Opponent Game Lows
82-83	Player Game-by-Game Highs
84-85	Player Game Highs
86-87	Opponent Player Game Highs
88-89	Category Leaders
90	Player Game-by-Game Points-Rebounds-Assists

HISTORY & RECORDS

92	Conference Tournament History
93	NCAA Tournament History
94	WNIT & AIAW Tournament History
96-98	NCAA Tournament Teams
99-100	WNIT Teams
101-104	Hurricane Honors
105-106	Team Game Records
107-108	Team NCAA Tournament Game Records
109-110	Team WNIT Game Records
111-112	Team ACC Tournament Game Records
113	Team Season Records & All-Time Streaks
114-115	Individual Career Records
116-117	Individual Season Records
118-119	Individual Game Records
120-121	Individual NCAA Tournament Game Records
122-123	Individual WNIT Game Records
124-125	Individual ACC Tournament Game Records
125-127	Yearly Leaders
128-131	1,000 Points Club
132-145	All-Time Results
146	Overtime Games
147	100-Point Games
148-150	Series Records
151-165	Series Results
166	Year-by-Year Coaching Records
167-169	Hurricane Letter Winners
170	UM Sports Hall of Fame, ACC Legends & Pro Canes
171-173	Retired/Honored Jerseys

CREDITS

Compilation: Alex Schwartz, previous Miami athletics communications staff members

Editors: Alex Schwartz, Camron Ghorbi, Tom Symonds, David Villavicencio, previous Miami athletics communications staff members

Design: Kyle Stopperan, Alex Schwartz

Photography: JC Ridley, Mason Kelley, Issac Baldizon, Zach Beeker

Printing: Thomas Printworks (Coral Gables, Fla.)

UNIVERSITY OF MIAMI MISSION STATEMENT

The University of Miami's mission is to educate and nurture students, to create knowledge, and to provide service to our community and beyond. Committed to excellence and proud of the diversity of our University family, we strive to develop future leaders of our nation and the world.



2017-18 SCHEDULE

DATE	OPPONENT	TIME	TV
<i>Exhibition Game (Coral Gables, Fla.)</i>			
OCT. 31	NOVA SOUTHEASTERN	7 p.m.	ACC Network Extra
NOV. 10	FIU	6 p.m.	ACC Network Extra
NOV. 12	VERMONT	2 p.m.	ACC Network Extra
Nov. 18	at Colorado	3 p.m.	Pac-12 Plus
NOV. 21	NEW ORLEANS	11 a.m.	ACC Network Extra
<i>Miami Thanksgiving Tournament (Coral Gables, Fla.)</i>			
NOV. 24	MAINE	TBA	ACC Network Extra
NOV. 26	KENNESAW STATE/MARYLAND	TBA	ACC Network Extra
<i>Big Ten/ACC Challenge (Coral Gables, Fla.)</i>			
NOV. 30	MICHIGAN STATE	7 p.m.	ACC Network Extra
DEC. 3	ST. JOHN'S	1 p.m.	ACC Network Extra
DEC. 10	KENTUCKY	1 p.m.	ACC Network Extra
DEC. 15	ALABAMA STATE	7 p.m.	ACC Network Extra
<i>Puerto Rico Classic (San Juan, Puerto Rico)</i>			
Dec. 19	vs. Sacramento State	6 p.m.	FloHoops
Dec. 20	vs. Western Michigan	6 p.m.	FloHoops
DEC. 28	BETHUNE-COOKMAN	7 p.m.	ACC Network Extra
DEC. 31	DUKE*	12:30 p.m.	RSN
Jan. 4	at Notre Dame*	7 p.m.	ACC Network Extra
JAN. 7	WAKE FOREST*	12 p.m.	ACC Network Extra
Jan. 11	at Florida State*	7 p.m.	RSN
Jan. 14	at Clemson*	2 p.m.	ACC Network Extra
JAN. 18	SYRACUSE*	7 p.m.	RSN
Jan. 21	at Boston College*	1 p.m.	ACC Network Extra
JAN 25.	LOUISVILLE*	11 a.m.	ACC Network Extra
Jan. 28	at Virginia Tech*	2 p.m.	ACC Network Extra
Feb. 4	at North Carolina*	2 p.m.	ACC Network Extra
FEB. 8	NC STATE*	7 p.m.	ACC Network Extra
FEB. 11	FLORIDA STATE*	4 p.m.	ESPN2
FEB. 15	PITTSBURGH*	7 p.m.	ACC Network Extra
Feb. 18	at Virginia*	12:30 p.m.	RSN
Feb. 22	at Georgia Tech*	7 p.m.	RSN
FEB. 25	VIRGINIA TECH*	4 p.m.	ACC Network Extra
Feb. 28-Mar. 4	ACC Tournament (Greensboro, N.C.)	TBA	RSN/ESPNU/ESPN2

BOLD CAPS - home game, played at the Watsco Center in Coral Gables, Fla.

* - ACC game

All times Eastern and subject to change

QUICK FACTS

UNIVERSITY INFORMATION

Location	Coral Gables, Fla.
Enrollment	17,021
Founded	1925
Nickname	Hurricanes
Colors	Orange (PMS 1665), Green (PMS 3435) and White
President	Dr. Julio Frenk
Director of Athletics	Blake James
Faculty Athletics Representative	Dr. Marvin Dawkins
Conference	Atlantic Coast Conference
Arena / Capacity	Watso Center / 7,972
Press Row Phone	305-284-2111
Ticket Office Phone	1-800-GO-CANES
Website	www.HurricaneSports.com
Mailing Address	5821 San Amaro Drive, Coral Gables, FL 33146

ATHLETICS ADMINISTRATION

Director of Athletics	Blake James
Deputy AD / Senior Woman Administrator / COO	Jennifer Strawley
Deputy AD / CFO	Jason Layton
Sr. Associate AD / Academic Services	David Wyman
Sr. Associate AD / Business Operations	Josh Boone
Sr. Associate AD / Communications & Digital Strategy	Carter Toole
Sr. Associate AD / Compliance	Craig Anderson
Sr. Associate AD / Development	Jesse Marks
Sr. Associate AD / Facilities & Event Operations	Tim Wise
Sr. Associate AD / Sales & Marketing	Brent Crank
Sr. Associate AD / Student-Athlete Development	Shirelle Jackson
Associate AD / Athletic Training	Vinny Scavo
Associate AD / Premium Seating & Corp. Development	Ben Creed
Assistant AD / Academic Services	Demetreus Darden
Assistant AD / Alumni Programs	Rick Rimmert
Assistant AD / Annual Giving	Emily Boone
Assistant AD / Communications & Content	Andy Fledderjohann
Assistant AD / Communications	Tom Symonds
Assistant AD / Compliance & Eligibility	Dan Raben
Assistant AD / Equipment Operations	David Case
Assistant AD / Events & Operations	Michael Turner
Assistant AD / Major Gifts	Chris Cohen
Assistant AD / Ticket Operations	Tim Cavanaugh
Assistant AD / Ticket Sales	Mackie Feierstein

COACHES & STAFF

Head Coach	Katie Meier (Duke, 1989 [B.A.] & 1990 [M.A.])
Record at Miami	231-152 (13th season)
Career Record	307-197 (17th season)
Assistant Coach	Octavia Blue (Miami, 1998)
Assistant Coach	Tia Jackson (Iowa, 1995)
Assistant Coach	Fitzroy Anthony (Palm Beach Atlantic, 2008)
Director of WBB Ops / Coordinator of Recruiting	Lonnette Hall
Director of WBB Ops & Special Projects	Margie Gill
Coordinator of Video Operations	Michael Whalen
Assistant Video Coordinator	Jay Carroll
Coordinator of Program & Player Development	Sakellie Daniels
Athletic Trainer	Natalie Fontela
Strength & Conditioning Coach	Kristin Zdzanczewicz

TEAM INFORMATION

2016-17 Overall Record	24-9
Home/Away/Neutral	14-2 / 7-5 / 3-2
2016-17 ACC Record / Finish	10-6 / 7th
Letter Winners Returning / Lost	9 / 5
Starters Returning / Lost	2 / 3
Newcomers	6

PROGRAM HISTORY

First Year of Basketball	1972-73 (46th season)
All-Time Record	737-526 (.584)
All-Time ACC Record	93-103 (.474)
NCAA Tournament Appearances	12 (1989, '92, '93, '98, 2003, '04, '11, '12, '13, '15, '16, '17)
All-Time NCAA Tournament Record	6-12
Last NCAA Tournament Opponent	Quinnipiac (2017)
	L, 85-78 - Second Round

2017-18 HURRICANES

RETURNING STARTERS	CL	POS	PPG	RPG	APG
Erykah Davenport	Sr.	F/C	6.8	4.9	0.4
Keyanna Harris	Sr.	F	4.8	3.5	1.0

KEY RETURNERS (20+ GP)	CL	POS	PPG	RPG	APG
Shaneese Bailey	RSr.	G/F	3.3	1.7	0.4
Laura Cornelius	Jr.	G	8.0	3.3	2.8
Emese Hof	Jr.	F/C	6.5	4.1	0.8
Sarah Mortensen	So.	G/F	2.4	1.7	0.4
Khaila Prather	Sr.	F	1.2	2.5	0.0

KEY LOSSES (5.0+ PPG)	POS	PPG	RPG	APG
Keyona Hayes (graduation)	F	10.3	6.1	1.2
Adrienne Motley (graduation)	G	13.3	2.9	2.7
Jessica Thomas (graduation)	G	13.0	2.4	3.9

RETURNING NUMBERS*	AVG/NUM	PCT
Points	32.2	.447
Rebounds	25.5	.669
Assists	5.8	.414
Blocks	2.4	.661
Steals	5.5	.586
Starts	68 of 165	.412

NEWCOMERS	POS	HT	CL
Endia Banks	G	5-9	Fr.
Mykea Gray	G	5-4	Fr.
Kelsey Marshall	G	5-9	Fr.
Taylor Mason	G	5-9	Fr.
Beatrice Mompremier (redshirting)	F	6-4	Fr.
Rebecca Ripley	G/F	6-0	Fr.

COMMUNICATIONS

Assistant Director of Communications (WBB)	Alex Schwartz
Cell: 609-802-3674	Email: alexschwartz@miami.edu
Sr. Associate AD / Communications & Digital Strategy	Carter Toole
Cell: 615-598-8540	Email: carter.toole@miami.edu
Assistant AD / Communications & Content	Andy Fledderjohann
Cell: 434-906-0075	Email: TBD
Assistant AD / Communications	Tom Symonds
Cell: 305-240-9142	Email: symonds@miami.edu
Associate Director of Communications	Camron Ghorbi
Cell: 786-877-7329	Email: c.ghorbi@miami.edu
Associate Director of Communications	David Villavicencio
Cell: 786-999-3739	Email: davidv@miami.edu
Communications Assistant	Teodor Handarov
Cell: 757-332-1542	Email: txh480@miami.edu

SOCIAL MEDIA ACCOUNTS

Official Women's Basketball	Twitter: @CanesWBB
	Facebook: /CanesWBB
	Instagram: @CanesWBB
Official Athletics	Twitter: /MiamiHurricanes
	Facebook: /MiamiHurricanes
	Instagram: @MiamiHurricanes
Blake James, Director of Athletics	Twitter: @CanesAllAccess
Sebastian the Ibis	Twitter: @UM_Sebastian

ATHLETICS COMMUNICATIONS, CREATIVE & MARKETING STAFFS

SENIOR STAFF

JASON LAYTON Deputy AD / CFO
 Alma Mater: St. Leo, 1999 Twitter: @laytonjason
 Office: 305-284-3231 Cell: 786-570-2637
 E-mail: jlayton@miami.edu

BRENT CRANK Sr. Associate AD / Sales & Marketing
 Alma Mater: Wisconsin-Eau Claire, 2005 Twitter: @brentcrank
 Office: 305-284-8153 E-mail: b.crank@miami.edu

CARTER TOOLE Sr. Associate AD / Communications & Digital Strategy
 Responsibilities: Football¹
 Alma Mater: North Carolina, 1995 Twitter: @CanesCarter
 Office: 305-284-3245 Cell: 615-598-8540
 E-mail: carter.toole@miami.edu

COMMUNICATIONS STAFF

ANDY FLEDDERJOHANN Assistant AD / Communications & Content
 Responsibilities: Men's Basketball
 Alma Mater: Ohio State, 2002 Twitter: @afledder
 Office: TBD Cell: 434-906-0075
 E-mail: TBD

TOM SYMONDS Assistant AD / Communications
 Responsibilities: Golf, Rowing, Men's Tennis
 Alma Mater: Ohio State, 2005 Twitter: @Tom_Symonds
 Office: 305-284-3248 Cell: 305-240-9142
 E-mail: symonds@miami.edu

CAMRON GHORBI Associate Director / Communications
 Responsibilities: Baseball, Swimming & Diving, Football²
 Alma Mater: Miami, 2011 Twitter: @CamronGhorbi
 Office: 305-284-3230 Cell: 786-877-7329
 E-mail: c.ghorbi@miami.edu

DAVID VILLAVICENCIO Associate Director / Communications
 Responsibilities: Volleyball, Track & Field, Cross Country, Football³
 Alma Mater: Miami, 2009 @dvillavicencio6
 Office: 305-284-3244 Cell: 786-999-3739
 E-mail: davidv@miami.edu

ALEX SCHWARTZ Assistant Director / Communications
 Responsibilities: Women's Basketball, Soccer, Women's Tennis, Football⁴
 Alma Mater: Miami, 2013 Twitter: @AlexJSchwartz
 Office: 305-284-3249 Cell: 609-802-3674
 E-mail: alexschwartz@miami.edu

TEODOR HANDAROV Assistant / Communications
 Alma Mater: George Mason, 2015 Twitter: @TotoBG92
 Cell: 757-332-1542 E-mail: txh480@miami.edu

TIM BROGDON Director / Digital Strategy
 Alma Mater: Colorado State, 2012 Twitter: @timdanbrog
 Office: 305-284-1736 E-mail: tbrogdon@miami.edu

AUSTIN SAPIN Assistant / Digital Media
 Alma Mater: Miami, 2017 Twitter: @AustinSapin
 E-mail: a.sapin@umiami.edu

KYLE STOPPERAN Graphic Designer
 Alma Mater: Colorado State, 2001 Twitter: @KyleStopperan
 E-mail: kstopperan@miami.edu

NICKI GOLDSTEIN Assistant Graphic Designer
 Alma Mater: Miami, 2016 Twitter: @nick_goldstein
 E-mail: n.goldstein2@umiami.edu

CREATIVE SERVICES STAFF

DREW THOMAS Director / Production Services
 Alma Mater: Marquette, 2007
 Office: 305-284-3087 E-mail: d.thomas4@miami.edu

SHADÉ OLASIMBO Manager / Production Services
 Alma Mater: Penn State, 2012 Twitter: @FCOlasimbo
 Office: 305-284-9232 E-mail: olasimbo@miami.edu

CATALINA GUTIERREZ Athletics Video Producer
 Alma Mater: UCF, 2013 Twitter: @sportsvideoirl
 Office: 305-284-2972 E-mail: catalinagutierrez@miami.edu

KC HAHEY Athletics Video Producer
 Alma Mater: Washington & Jefferson, 2005 Twitter: @SpecialKTwoSix
 Office: 305-284-9823 E-mail: kch49@miami.edu

ANTHONY LESTOCHI Athletics Video Producer
 Alma Mater: Penn State, 2015 Twitter: @deafaudioPhile
 Office: 305-284-9822 E-mail: axl936@miami.edu

JIMMIE NELSON Video Production Specialist
 Alma Mater: USF, 2013 Twitter: @KingNelsonV
 Office: 305-284-9816 E-mail: jnelson4@miami.edu

MARKETING STAFF

LINDY SPARBY Director / Marketing
 Alma Mater: Concordia College, 2006 Twitter: @LindySparby
 Office: 305-284-2676 E-mail: l.sparby@miami.edu

JASON FRANKO Associate Director / Marketing & Sales
 Alma Mater: Villanova, 2007 Twitter: @JasonFrankoUM
 Office: 305-284-9484 E-mail: j.franko@miami.edu

ALEJANDRO RENGIFO Assistant Director / Marketing
 Alma Mater: Miami, 2012 Twitter: @a_rengifo1
 Office: 305-284-3242 E-mail: a.rengifo@miami.edu

DANIELLE WHITE Assistant Director / Marketing
 Alma Mater: UCF, 2014 Twitter: @danielle_whitee
 Office: 305-284-3382 E-mail: dnwhite@miami.edu

EMMA MECK Assistant / Marketing
 Alma Mater: Alabama, 2017 Twitter: @ejmeck
 E-mail: ejm183@miami.edu

COVERING THE HURRICANES

Interview requests for women's basketball student-athletes and coaches must be submitted to assistant director of athletics communications Alex Schwartz (alexschwartz@miami.edu) in all instances. Schwartz and the Miami communications staff will make every effort to schedule a time to accommodate those requests, based on time constraints and academic/meeting obligations.

LIVE BROADCASTS

It is not permissible for any non-rights holder to broadcast over the air, stream over the internet (audio or video), or transmit in any other way, any live event without the consent of the University of Miami athletics department. Live events include varsity contests, press conferences (including but not limited to weekly scheduled and postgame press conferences) and any other group media availability. Exceptions may be made for any major news-breaking event. Failure to follow this policy will result in having credentials revoked.

ARCHIVING OF EVENT AUDIO/VIDEO

It is not permissible for any non-rights holder to post, place, broadcast, or make available in any other way, audio or video event content that exceeds three (3) minutes in length. Events are defined as varsity contests, press conferences and any other group media availability. Archiving may not begin until the conclusion of the entire event. It is not permissible to reuse or post any video produced and/or owned by the University of Miami athletics department without the consent of the university.

PHOTOGRAPHY

Miami follows NCAA and ACC rules regarding media representatives photographing games. Only properly credentialed photographers will be allowed in the designated photo areas of the Watsco Center as specified by the NCAA and ACC.

NO photographers will be permitted to shoot from the sidelines. All photographers must remain in the Watsco Center's designated photo areas along the baselines. Photo credentials are subject to revocation by the Miami athletics communications office at any time.

MEDIA CREDENTIALS

Requests for working media and photo credentials should be submitted to Alex Schwartz at alexschwartz@miami.edu by sports editors or sports directors of accredited media outlets. Requests should be made as early as possible and should be limited to working media only. Requests made within two days of the game may not be considered.

UNAUTHORIZED CREDENTIAL USE

Credentials will be issued to working media only. Media credentials are not transferable and use by anyone other than members of the working media is unauthorized. Media credentials used in an unauthorized manner will be revoked immediately. News organizations allowing unauthorized individuals to use credentials will have their credentials revoked for the remainder of the year.

QUESTIONS?

Please contact Alex Schwartz via email at alexschwartz@miami.edu or by phone at 305-284-3249 (office) or 609-802-3674 (cell) with any questions about the University of Miami women's basketball team.


FACILITIES

**Watsco Center**

The Watsco Center is the 200,000-square foot, 7,972-seat arena that is home to the University of Miami men's and women's basketball teams. The Hurricanes played their first game in the arena Jan. 15, 2003 against Boston College. Since then, Miami has defeated three top-five teams in the building and hosted postseason WNIT games. The arena was called the BankUnited Center until October 2016.

Watsco, Inc., based in Miami, is traded on the New York Stock Exchange and is the largest distributor of air conditioning, heating and refrigeration products with annual sales of more than \$4 billion, 5,000 employees and 563 locations throughout North America. Watsco has provided funding to the University since the 1990s through its "Watsco's Kids" program, providing children in the community free access to performance arts, sports and other events at the University.

Since its opening, the Watsco Center has hosted a number of memorable events and sold-out shows, including Green Day, Coldplay, John Mayer, Drake, The Fray and Barry Manilow, as well as being the setting for televised events and award shows such as the 2004 Presidential Debates, Unplugged featuring Ricky Martin and Thalia, Premio Lo Nuestro, Premios Juventud, Billboard's Latin Music Awards and, most recently, The X Factor. The venue has also welcomed world-renowned figures and politicians, including His Holiness the Dalai Lama, former President Bill Clinton, current President Barack Obama, former Secretary of State Hillary Clinton and Senator John McCain.

**Fieldhouse**

The 29,000-square foot on-campus practice facility that is conveniently located adjacent to the Watsco Center opened in March of 2009. The facility houses a pair of full-sized basketball courts with 14 baskets, as well as a multi-purpose room to host a variety of events. Miami basketball players have access to the secure facility 24 hours per day, allowing the Hurricanes court time at any time all year around.

The Hurricanes use the facility for both conditioning and practice sessions, as well as for individual workouts and pick-up games. The Fieldhouse was also honored for its sustainability components, earning the LEED Gold designation, established by the U.S. Green Building Council & verified by the Green Building Certification Institute.

UNIVERSITY ADMINISTRATION

**DR. JULIO FRENK**

UNIVERSITY PRESIDENT
UNIVERSIDAD NACIONAL
AUTÓNOMA DE MÉXICO, 1979

Dr. Julio Frenk, a noted leader in global public health and a renowned scholar and academic, was named the sixth president of the University of Miami in April 2015. He assumed his leadership post on August 16, 2015.

Prior to joining the University of Miami, Dr. Frenk was Dean of the Faculty at the Harvard T.H. Chan School of Public Health since January 2009. While at Harvard, he was also the T & G Angelopoulos Professor of Public Health and International Development, a joint appointment with the Harvard Kennedy School of Government.

Dr. Frenk served as the Minister of Health of Mexico from 2000 to 2006. He pursued an ambitious agenda to reform the nation's health system and introduced a program of comprehensive universal health insurance, known as Seguro Popular, which expanded access to health care for tens of millions of uninsured Mexicans.

Dr. Frenk was the founding director-general of the National Institute of Public Health in Mexico, one of the leading institutions of health education and research in the developing world. In 1998 Dr. Frenk joined the World Health Organization (WHO) as executive director in charge of Evidence and Information for Policy, WHO's first-ever unit explicitly charged with developing a scientific foundation for health policy to achieve better outcomes.

He also served as a senior fellow in the global health program of the Bill & Melinda Gates Foundation and as president of the Carso Health Institute in Mexico City. He is the founding chair of the board of the Institute for Health Metrics and Evaluation at the University of Washington. He also co-chaired the Commission on the Education of Health Professionals for the 21st Century, which published its influential report in the leading journal *The Lancet* in 2010, triggering a large number of follow-up initiatives throughout the world.

Dr. Frenk holds a medical degree from the National Autonomous University of Mexico, as well as a master of public health and a joint doctorate in Medical Care Organization and in Sociology from the University of Michigan, Ann Arbor. He has been awarded honorary doctorates from several institutions of higher learning. In September of 2008, Dr. Frenk received the Clinton Global Citizen Award for changing "the way practitioners and policy makers across the world think about health."

He is a member of the U.S. Institute of Medicine, American Academy of Arts and Sciences, and National Academy of Medicine of Mexico.

In addition to his scholarly works, which include more than 140 articles in academic journals, as well as many books and book chapters, he has written two best-selling novels for youngsters explaining the functions of the human body.

**DR. MARVIN DAWKINS**

FACULTY REPRESENTATIVE
EDWARD WATERS COLLEGE, 1979

Dr. Marvin Dawkins, a distinguished professor in the Department of Sociology at the University of Miami, is in his fifth year as the Faculty Athletics Representative. He was named to the post in April 2012, replacing Clyde McCoy after his 17 years of service in that role.

In his FAR post, Dawkins is responsible for ensuring the academic integrity of students participating in University athletic programs and helping to oversee institutional control of the Department of Athletics. The Faculty Athletics Representative serves as a liaison between the University and the athletic department. This individual is the University's voting delegate to the ACC and represents UM with the NCAA and ACC.

Dawkins received his doctorate from Florida State and completed his postdoctoral research fellowships at Howard University and The Johns Hopkins University. He previously served on the faculties of the University of Maryland, Old Dominion University and the University of Wisconsin-Parkside.

His research focuses on issues of race and social equity in such areas as education, career aspirations and mobility, substance abuse prevention, and sports. He has published widely in these areas, including his most recent article titled "Race and Pathways to Power in the National Football League" (with Jomills H. Braddock and Erica Smith), which appears in *American Behavioral Scientist* (2012). His research on golf includes book chapters, scholarly articles, and the book *African American Golfers During the Jim Crow Era* (Praeger 2000), coauthored with Graham C. Kinloch. Dawkins was recently appointed to the United States Golf Association Museum Committee and is currently completing a study on the media treatment of black golfers from the Jim Crow era to the present.

ATHLETICS ADMINISTRATION

**BLAKE JAMES**

DIRECTOR OF ATHLETICS
MINNESOTA STATE-MANKATO, 1992

Since taking over as the University of Miami's Director of Athletics in 2013, Blake James has transformed Miami Athletics, spearheading improvement in all aspects of the department, including postseason appearances, student-athlete support, facility upgrades, ticket sales and academic achievement.

Miami's recent success has garnered James and UM national recognition. In March 2017, James was selected as one of four Division I recipients of the 2016-17 Under Armour Athletic Director of the Year award, an honor given by the National Association of Collegiate Directors of Athletics (NACDA). In June 2017, James began a two-year term as Chair of the NCAA Division I Council, the group responsible for the day-to-day decision-making for all of Division I.

James has placed a strong emphasis on academics during his four-plus years at Miami. In the most recent Graduation Success Rate figures released by the NCAA, Miami student-athletes posted a GSR mark of 90%. Ten Hurricane teams posted perfect 2015-16 scores on the latest Academic Progress Report (APR). In addition, Miami's football program received the 2016 AFCA Academic Achievement Award. In 2016, Hurricane student-athletes also ranked among the nation's best in time committed towards community service.

In the department's continuing efforts to better support student-athletes and coaches, the Hurricane Club -- the fundraising arm of Miami Athletics -- completed a record-setting year in 2016-17. The Hurricane Club raised \$49 million, an all-time record and an increase of more than 80 percent from the previous record of \$26.5 million, set in 2010-11. The Hurricane Club's membership of more than 11,000 members represents an over 100-percent jump from its membership of 5,140 in 2010.

Prior to the 2016 football season, James led the university's football coaching search which resulted in the hiring of Hurricane alum Mark Richt as the football program's new head coach. Richt paid immediate dividends in 2016 as the Hurricanes posted a 9-4 record, won their first bowl game in 10 years and finished ranked #20 in the final Associated Press poll, their first season-ending ranking since 2009.

During the 2015-16 academic year, Miami was the only school in NCAA Division I to have its football team play in a bowl game, its men's and women's basketball teams advance to the NCAA Tournament and its baseball team advance to the College World Series. Overall, Miami had 10 sports programs advance to postseason competition to secure its highest finish in the Learfield Directors' Cup standings in 13 years, an indication of broad-based athletic department success.

During James' tenure, Miami has completed several facility enhancements, including the opening of the Schwartz Center for Athletic Excellence; the completion of the student-athlete training table, fueling station and dining hall; new artificial and natural playing surfaces and lights on the Greentree Practice Fields' and a center-hung scoreboard inside the Watsco Center.

James has also led multiple, multi-million dollar capital renovation projects, including renovations of the Hecht Center and the men's and women's basketball offices. Over the past year, Miami Athletics has secured six leadership gifts of seven figures-or-more, including the largest donation in department

history -- a \$14 million gift from the Soffer Family, which will serve as the lead gift for the Hurricanes' \$34 million Carol Soffer Football Indoor Practice Facility, which broke ground this year.

Ticket sales are also at an all-time high. In 2016, Miami sold a school-record 42,000 football season tickets and ranked first among Power 5 programs in attendance percentage increase (23 percent) over 2015 attendance. The Hurricanes have also sold out their men's basketball season tickets in back-to-back seasons for the first time ever.

In addition, Miami has transformed its broadcast, communications and marketing departments into one of the nation's leaders in digital media and video production. In 2016, Miami aired more live events on ESPN3 than any other ACC institution. James was also instrumental in helping Miami strike one of the largest apparel deals in the country with adidas.

Prior to being named AD, James served Miami Athletics in the roles of Interim AD and Senior Associate AD for Development and Ticket Operations, where he oversaw the day-to-day operations of development, ticket sales and ticket operations. He also was a member of the Hurricanes' senior staff and provided sport supervision.

James came to UM after spending seven years at the University of Maine, where he first served as Senior Associate Athletic Director before serving as Director of Athletics from 2005 to 2010. During his tenure at Maine, athletics experienced tremendous success, including three trips to the Frozen Four for the men's ice hockey program and NCAA playoff berths for football, baseball (two), women's basketball and softball. James implemented a comprehensive \$17 million facility improvement plan at Maine, which included an indoor practice facility and numerous other facility upgrades and renovations. Academically, the program flourished, earning the conference academic cup twice and student-athletes maintaining a 3.0 GPA or above.

Prior to his stint at Maine, James worked in athletic development at Providence College, where he established the "Friars Forever" campaign and the Friar Athletic Fund.

James is no stranger to South Florida, beginning his athletic career with the University of Miami, working in ticket sales, corporate sales and athletic development. In 1995, he was hired as Miami's Director of Ticket Sales, serving in that capacity until 1997, when he was named an athletic development officer at the University of Nebraska. He returned to Miami in 1998 as the Director of Major Gifts and Corporate Sales and was promoted to the Director of Athletic Development at Miami in 2000 before moving on to Providence in 2002.

James graduated from Minnesota State University - Mankato with a Bachelor's degree in Marketing in 1992 and later received his Master's degree in Sports Administration from St. Thomas University in 1994. He and his wife, Kelly, have two children: daughter, Haley, and son, Ryan.



JENNIFER STRAWLEY

**DEPUTY DIRECTOR OF ATHLETICS
CHIEF OPERATING OFFICER
SENIOR WOMAN ADMINISTRATOR**
PENNSYLVANIA, 1998

Jennifer Strawley joined the University of Miami on June 18, 2012 and currently serves as Deputy Director of Athletics and Chief Operating Officer. She also serves as the departments Senior Woman Administrator.

Serving as the second-in-command, Strawley provides strategic direction for the department and assists the Director of Athletics with the day-to-day operations. She is the sport administrator for football, women's basketball and women's tennis. Strawley leads the department's strategic planning initiatives, policy development and implementation, coordination of department and coaches meetings and gender equity and inclusion initiatives. She oversees the areas of human resources, sports medicine, academic services, equipment / Adidas, video services and student-athlete development, as well as serves as a liaison to various campus groups, the ACC and the NCAA.

Strawley played a key role in the hiring of head football coach Mark Richt, serving on the selection committee. In addition, she was instrumental in the development of Miami's annual Celebration of Women's Athletics recognizing the achievements of Miami's female student-athletes while raising money to support women's athletics.

Actively engaged in intercollegiate athletics nationally, Strawley has served on various committees within the NCAA and the ACC. She currently serves on the ACC Television Committee, the ACC Women's Basketball foresight committee, the ACC Equity Committee, the ACC Infractions and Sportsmanship Review Committee, the ACC Football Schedulers Group, and the NCAA Division I Women's Basketball Oversight Committee. She also serves on the board of directors for Women's Leaders in College Sports and the Women's Basketball Coaches Association.

Prior to UM, Strawley concluded her second tour with the NCAA as the Director of Academic and Membership Affairs. In this role, Strawley was instrumental in providing leadership in the areas of academic governance and development of academic policy. Strawley served on the senior management team and was involved in a variety of other internal operations.

Strawley rejoined the NCAA after serving as the Associate Athletics Director for Intercollegiate Sport Programs and Senior Woman Administrator at Columbia University from 2007-10. While at Columbia, she oversaw numerous varsity sport programs including football and was the athletics program liaison for gender equity and diversity initiatives. Strawley was a member of the department's Executive Management Team.

Prior to her tenure at Columbia, Strawley was the Director of Membership Services and Student-Athlete Reinstatement at the NCAA. In this role, she provided oversight of the student-athlete reinstatement process and was instrumental in the implementation of the student first philosophy. Strawley served as a liaison to numerous NCAA committees and task forces, including the NCAA Divisions I, II and III Student-Athlete Reinstatement Committees, the NCAA Olympic Sports Liaison Committee, and the working group appointed to review trends in initial eligibility.

Strawley first joined the NCAA in 1998 as an enforcement services intern. She is a 1998 graduate of the University of Pennsylvania where she earned her Bachelor of Arts degree in history. During her time at Pennsylvania, she was a two-year captain for the Quakers' softball team. Strawley was inducted into the William Tennent High School Athletics Hall of Fame in January of 2014.



JASON LAYTON

**DEPUTY DIRECTOR OF ATHLETICS
CHIEF FINANCIAL OFFICER**
SAINT LEO, 1999

Jason Layton serves as the University of Miami Deputy Director of Athletics and Chief Financial Officer, a position he took over in August 2017. He initially joined Miami in December 2014 as the Senior Associate Athletics Director for Communications and Sales.

In his current position, Layton is responsible for managing the department's business office, marketing, digital strategies, communications, ticket sales, ticketing, operations, client experience, video production and broadcast departments.

Additionally, Layton has oversight of all departmental licensing matters, Hurricane Sports Properties, serves as the department ACC Network liaison and is the sport administrator for men's basketball.

Since his arrival, Miami has seen exceptional growth in ticket sales and video production services in both content and broadcast with ESPN and the newly formed ACC Network.

Under his watch, Miami has seen an increased level of season ticket sales in football and men's basketball. Under Layton's guidance, Miami saw an unprecedented growth in football attendance during the 2016 season, as the Hurricanes totaled 42,000 season ticket holders and averaged 58,572 fans per game – the 27th-highest total in the nation and leader among all Power Five schools in percentage increase on a year-to-year basis (23 percent).

In addition, Miami sold out its entire 2015-16 and 2016-17 men's basketball season ticket allotment, marking the first time in Hurricane Athletics history that a team has sold out its entire season ticket allotment in back-to-back seasons.

Layton also serves as the primary contact for ESPN with the recent launch of the ACC Network, first in digital format in August 2016 and building to the linear network in fall of 2019. Since 2015, Miami has produced over 200 live events on ESPN3/ACC Network Extra – a figure that ranks near the top of all ACC schools.

Layton, a Florida native, arrived in Miami after spending the 2013 and 2014 seasons at Colorado State University where he served as the department's Senior Associate Athletics Director for Sales and Marketing. During his time in Fort Collins, Colo., Layton's ticket sales plans drove double-digit increases in football, volleyball, men's basketball and women's basketball revenue and tickets sold.

Before his arrival at Colorado State, Layton spent 13 years with the Tampa Bay Buccaneers. In his 13 years with the club, he handled a variety of responsibilities from sales, marketing, ticketing and luxury suite operations to advertising, accounting, finance and purchasing. Layton began his career with the Buccaneers as a customer service representative in 1999 before elevating to the role of Senior Director of Business Administration in 2011. Layton received his bachelor's and master's degrees from Saint Leo University in Saint Leo, Fla.

ATHLETICS ADMINISTRATION

**DAVID WYMAN**

**SENIOR ASSOCIATE AD
ACADEMIC SERVICES**
FLORIDA A&M, 1994

“When you do the right things, the right things happen.”

David Wyman has empowered over 2,000 student-athletes with his signature creed. Now in his 23rd year, Wyman has advised and mentored a diverse population of student-athletes to become skilled professionals in many different careers.

Wyman is the Senior Associate Athletic Director for Academic Services at the University of Miami, a position he was promoted to in August 2017. Wyman is also the sport administrator for Miami’s volleyball program.

He began his own career as an intern, and was quickly promoted to the full-time staff after working just two months in the academic services division. Wyman became the assistant director two years later, supervising the tutorial program and advising both the football and men’s basketball teams. He was then promoted to associate director, taking on the responsibility of coordinating the NCAA eligibility certification for all 400 student-athletes.

Since 2004, Wyman has managed the Division of Athletic Academic Services, currently leading a staff of eight full-time professionals. Under his leadership, the department and sport programs have gained national recognition and honors for continued growth in both academic progress rates (APR) and graduation success.

A 2016 inductee to the Iron Arrow Society, Wyman has helped guide the football team to a pair AFCA Academic Achievement Awards for graduating 100 percent of student-athletes in the freshman classes of 2002 and 2009.

Wyman is a 1994 graduate of Florida A&M with a bachelor’s degree in accounting. He earned a master’s degree in sports administration from St. Thomas University in 1995. Born in Staten Island, N.Y., he is married to Jewyll, and the couple has three daughters: Rebecca, Dominique and Sarah. Wyman has been a Big Brother in the Miami-Dade Big Brother/Big Sister Organization and is also a member of Omicron Delta Kappa, The National Leadership Honor Society and the National Association of Academic Advisors for Athletics.

**JOSH BOONE**

**SENIOR ASSOCIATE AD
BUSINESS OPERATIONS**
ELON, 1995

After a pair of promotions, Joshua Boone now serves as the Senior Associate Athletic Director for Business Operations at the University of Miami. Boone was hired in July 2012 as the Assistant AD for Business Operations, was elevated to Associate AD in March 2014 and took on his new title in August 2017.

In addition to his role within the business office, Boone is also the sport administrator for Miami’s swimming and diving programs.

Boone, who spent the previous nine years working for the University of North Carolina, was promoted to associate director of business operations with the Tar Heels in November 2011. In his time in Chapel Hill, Boone supervised the day-to-day operations of a \$72 million operating budget, served as the department liaison with accounting, development, disbursement, facility services and outside travel vendors, and also assisted in the athletic department’s annual budget preparations. He began his time in the Tar Heels’ Business Office as an accounting technician in December 2002.

Prior to working at UNC, Boone worked for the North Carolina High School Athletic Association from September 1999 to 2002. While at the NCHSAA, Boone designed, edited and published various publications, developed and maintained the organization’s official website, and coordinated statewide media relations.

Boone received his bachelor’s degree athletic training from Elon University in 1995 before earning his master’s degree in athletic administration from East Carolina (1998) and his M.B.A from Elon in 2004. He has been an active member with the College Athletic Business Management Association since 2009, serving on the membership, publicity and program committees.

He currently lives in Coral Gables, Fla., with his wife, Emily, who is the assistant AD of annual giving for the Hurricane Club. The couple has two children, Mackenzie and Noah.

ATHLETICS ADMINISTRATION

**CARTER TOOLE**

**SENIOR ASSOCIATE AD
COMM. & DIGITAL STRATEGY**
NORTH CAROLINA, 1995

Carter Toole serves as the Senior Associate Athletic Director for Communications and Digital Strategy at the University of Miami. He joined the Hurricanes as an associate AD in November 2016 and was promoted to his current role in August 2017.

Toole oversees the communications, digital departments and video departments, as well as assists with publicity for the football program and head football coach Mark Richt.

Toole previously co-owned a Nashville-based marketing agency, Wheelhouse Marketing Advisors, which was acquired by a local technology firm (Atiba) at the end of 2015. Before launching Wheelhouse he served as Vice President, Digital, at another Nashville firm, January & Associates.

Prior to entering the agency business, Toole worked in the National Football League for nine seasons with four teams. After public relations stints with the Green Bay Packers, Tennessee Titans and Tampa Bay Buccaneers, he joined the Houston Texans as the club's first director of internet services & publications.

He was part of the Texans' communications staff that won the Pete Rozelle Award in 2004 as voted on by the Pro Football Writers Association of America. Toole has also worked eight Super Bowls as a member of the NFL's media relations staff.

Toole started his sports communications career in the media relations offices at Arizona State University and the University of North Carolina at Chapel Hill, where he earned his bachelor's degree.

A native of Alexandria, Va., Toole and his wife, Barbara, have two daughters.

**CRAIG ANDERSON**

**SENIOR ASSOCIATE AD
COMPLIANCE**
PITTSBURGH, 2005

Craig Anderson came to the University of Miami in March 2013 and was elevated to the role of Senior Associate Athletic Director for Compliance and appointed to the department's executive senior staff in July 2015.

Anderson is responsible for managing all aspects of the University's compliance program, including educating coaches, student-athletes, boosters, athletic department staff and other University officials about NCAA and Atlantic Coast Conference rules and regulations.

Anderson is also responsible for overseeing all compliance processes and procedures dealing with the University's monitoring of recruiting, eligibility, financial and certification. Anderson is a member of the National Association of Athletics Compliance Coordinators (NAAC) and is the sport administrator for the Miami baseball program.

Prior to his position at the University of Miami he held positions in Compliance at NC State, University of Virginia, UNLV and Marshall University.

Anderson graduated from the University of Pittsburgh in 2005 with a bachelor's degree in political science and a year later, he graduated from Marshall University with a master's degree in athletic administration.

ATHLETICS ADMINISTRATION

**JESSE MARKS**

**SENIOR ASSOCIATE AD
DEVELOPMENT**
MIAMI, 2005, 2008

Jesse Marks was promoted to Senior Associate Athletic Director for Development in August 2016. He was previously promoted to associate AD for development in November 2012 following two years as assistant athletics director for major gifts.

Under the guidance of Director of Athletics Blake James, Marks is responsible for all development operations for the department of athletics, including campaign oversight, major giving, annual fund, donor stewardship, event hospitality and coordination with central advancement efforts. Marks is also the sport administrator for Miami's men's tennis program.

Since Marks' arrival in 2010, the Hurricane Club has seen significant growth in major giving and annual giving participation. Following the department's restructure in 2010, the Hurricane Club's development results have increased significantly across the board. Major Giving is up more than 70 percent since 2010, increasing from \$14 million in 2010 to \$26.6 million in 2011 and to an all-time high of \$49 million in 2016-17.

Annual giving has also seen unprecedented growth through extensive marketing, philanthropic re-branding and digital strategy. Since 2010, annual Hurricane Club Membership has increased by more than 100 percent to an all-time record of 11,500 active members and over \$14 million raised for student-athlete excellence. The Hurricane Club is consistently recognized nationwide for their use of cutting edge technology and unique campaigns to drive annual support.

Marks has been a part of two major capital campaigns at the University of Miami: The Momentum Campaign, (2000-2008) which raised over \$1 billion for the University, and Momentum2. Under Marks' leadership, athletics exceeded its goal of \$68 million and raised more than \$85 million dollars towards the Momentum campaign and raised over \$118 million towards the university wide \$1.6 billion Momentum2 Campaign.

Prior to his return to UM Athletics, Marks served as assistant director of development at Wake Forest University, where he managed relationships for over 150 athletic donors in the southeast, including South Carolina, Georgia, North Carolina and Florida. Prior to Wake Forest, Marks was as assistant athletics director for development at Florida International University, where he managed all fundraising operations related to the opening of their new football stadium in 2008.

Marks is an active member of the National Association of Athletic Development Directors (NAADD) and is an adjunct professor in the School of Education Sports Administration Program teaching Sport Promotions and Sales.

A two-time Miami graduate, Marks earned his bachelor's degree in 2005 and his master's degree in 2008.

**TIM WISE**

**SENIOR ASSOCIATE AD
FACILITIES & EVENT OPERATIONS**
SOUTH CAROLINA, 1996

Tim Wise is in his sixth year as the Senior Associate Athletic Director for Facilities and Event Operations at the University of Miami. Wise joined the UM staff in June 2012.

Wise has oversight of numerous areas within the department: facilities and maintenance services, capital projects/construction, facilities master planning, event management and guest services, camps/clinics, risk management, information technology, strength & conditioning and nutrition. He is also the liaison to the Watso Center and Hard Rock Stadium, as well as serves as the sport administrator for Miami's soccer and rowing teams.

Wise, who has more than 20 years of experience in college athletics as an event manager, facilities director and administrator, was hired by the University of Wisconsin Athletic Department as assistant athletic director for events and facilities in August, 2008. In January 2012, he was named interim associate athletic director and elevated to the senior management team with additional oversight of the University Ridge Golf Course and \$125 million in capital projects.

Wise also had supervisory oversight of the UW Athletics event management, facilities, food and beverage and guest services units and oversaw an annual budget of approximately \$15 million. He also served in a lead role in administrative coordination of UW Athletics concerts, summer camps and event parking.

Wise served as the director of facility maintenance at the University of Connecticut from August 2005 to August 2008. He oversaw daily operations of athletic facilities, projects and event operations as the assistant athletics director for facilities and operations at Eastern Michigan University from November 2003 to June 2005.

Wise was hired as the athletics event manager at the University of Denver in August 2000 and promoted to the director of athletics events in August 2001 and served in that role until October 2003. Prior to his time at Denver, Wise was the event services manager at The Ohio State University's Schottenstein Center.

Wise was an event operations manager intern at Michigan State University from August 1998 to May 1999. His first position upon graduation from college was as a conference coordinator at the University of South Carolina from December 1996 to January 1998.


Wise has extensive experience working at NCAA and conference championship events. At Wisconsin, he served on the departments Diversity Integration Group and was the representative to the City of Madison and UW Campus Joint Southeast Campus Area Committee. In the past, he served on Connecticut's Environmental Compliance Team as well as the schools Environmental Policy Advisory Council. He also served on the NCAA Woman of the Year Selection Committee and the NCAA Minority Opportunities and Interests Committee, three years as the Vice Chair. Wise earned the University of Denver Center for Multicultural Excellence Outstanding Staff Award in 2002-03.

Wise is a member of Alpha Phi Alpha, Fraternity, Inc. and served as the President of the local Mu Eta Lambda alumni chapter. He is a member of the Collegiate Event and Facility Management Association and was named to the Board of Directors in September 2011 and the 3rd Vice President in June 2012, 2nd Vice President in June 2013, 1st Vice President in June 2014 and served as The President for 2015-16. Wise also has membership in the Minority Opportunities Athletic Association and the National Association of Collegiate Directors of Athletics.

In February 2017, Wise was named to the MOAA Board of Directors. He has participated in the NCAA Leadership Institute Continuing Education Series, the NCAA Leadership Institute for Ethnic Minority Males, the NACDA Mentoring Institute and NCAA Diversity Education Training. Most recently, Wise completed and graduated from the highly prestigious collegiate athletics executive leadership training program at the Sports Management Institute.

Wise is a 1996 graduate of the University of South Carolina with a bachelor's degree in business administration and earned a masters' degree in human performance and sport studies from the University of Tennessee in 1998.

ATHLETICS ADMINISTRATION

**BRENT CRANK**

**SENIOR ASSOCIATE AD
MARKETING & SALES**
WISCONSIN-EAU CLAIRE, 2005

Brent Crank was promoted to Senior Associate Athletic Director for Ticket Sales and Marketing at the University of Miami in August 2017. He previously served as the associate AD for ticket sales and operations for three years after initially being hired as the assistant AD for ticket operations in July 2012.

Along with his duties in ticket sales and marketing, Crank is also the sport administrator for the Hurricanes' golf team.

Prior to Miami, Crank spent the previous year as director of ticketing at University of Alabama, and possesses extensive experience across the college athletics landscape.

While a member of the Alabama administrative staff, Crank managed the daily operations of the athletics tickets office, oversaw gameday operations of the home football and basketball schedules, and coordinated season ticket renewals for Alabama teams.

Prior to his time in Tuscaloosa, Ala., Crank spent three years as the assistant athletic director for ticket operations at Marquette University. While with the Golden Eagles, Crank managed the entire ticket operation (consisting of season tickets, single games, mini-packs, student tickets and postseason tickets), implemented a variable pricing structure for men's basketball that resulted in \$5.3 million dollars in ticket revenue for the 2010-11 season, and helped increase overall ticket sales by 10 percent.

The University of Wisconsin – Eau Claire graduate (2005) has also worked in ticket operations for Tulane University and the University of Oregon. While at UW-Eau Claire, Crank majored in Kinesiology and minored in business.

**SHIRELLE JACKSON**

**SENIOR ASSOCIATE AD
STUDENT-ATHLETE DEVELOPMENT**
BOWLING GREEN, 1994

Shirelle Jackson is the Senior Associate Athletic Director of Student-Athlete Development at the University of Miami. Jackson initially joined Miami as the director of student-athlete development in March 2014 and was promoted to assistant AD in July 2016.

Elevated to her current title in August 2017, Jackson also oversees the Hurricanes' track and field programs.

Prior to joining the athletics department, Jackson spent the previous five years in various capacities in the College of Arts and Sciences at UM. Her initial position was a new role intended to enhance the athletic department's efforts to develop programming that will enhance the total development of our student-athletes.

Prior to arriving at UM, Shirelle was the director of athletic academic support services from 2005-08 at FIU, where she oversaw the management and operation of the school's academic support program for its 400 student-athletes. She also coordinated the academic and personal advising, class registration, tutors, study hall and study skills workshops. During her tenure at FIU, she saw her full-time staff increase to six and the student-athlete graduation rate improved by 16 percent.

She was the assistant director for student-athlete services for 11 months at Bowling Green State University in Bowling Green, Ohio. Her first athletics position was as assistant AD for student development from August 2002-July 2004 at Eastern Connecticut State.

Jackson was a four-year letter winner for the women's track and field team at Bowling Green. She received her bachelor's degree from Bowling Green in 1994 and her master's degree in counseling from Central Connecticut State in 1998. She is currently a doctoral candidate in higher education leadership at Nova Southeastern in Davie.

She is married to Jason Jackson, who is the television host and courtside reporter for Miami HEAT telecasts on Sun Sports. The couple has two children – Justin and Jordan.

ROSTER BREAKDOWNS

NUMERICAL ROSTER

NO.	NAME	POS	HT	CL	HOMETOWN / LAST SCHOOL
0	Keyanna Harris	F	6-0	Sr.	Riviera Beach, Fla. / William T. Dwyer
1	Laura Cornelius	G	5-8	Jr.	Groningen, Netherlands / Caland Lyceum
3	Endia Banks	G	5-9	Fr.	Duluth, Ga. / Duluth
4	Shaneese Bailey	G/F	5-9	RSr.	Callahan, Fla. / Florida Atlantic / University Christian School
5	Mykea Gray	G	5-4	Fr.	Upper Marlboro, Md. / National Christian Academy
12	Sarah Mortensen	G/F	6-1	So.	Copenhagen, Denmark / Long Island Lutheran (N.Y.)
13	Taylor Mason	G	5-9	Fr.	Decatur, Ga. / Norcross
15	Neydja Petithomme	G	5-8	Sr.	Boca Raton, Fla. / Auburn / Grandview Prep
20	Kelsey Marshall	G	5-9	Fr.	Davie, Fla. / Miami Country Day School
21	Emese Hof	F/C	6-3	Jr.	Utrecht, Netherlands / Caland Lyceum
23	Rebecca Ripley	G/F	6-0	Fr.	Stratham, N.H. / New Hampton School
25	Khaila Prather	F	6-1	Sr.	Upper Marlboro, Md. / Riverdale Baptist
30	Erykah Davenport	F/C	6-2	Sr.	Decatur, Ga. / Tucker
32	Beatrice Mompremier*	F	6-4	Jr.	Miami, Fla. / Baylor / Miami Senior
51	Serena-Lynn Geldof	C	6-6	So.	Ostend, Belgium / KA Redingenhof Leuven

ALPHABETICAL ROSTER

NO.	NAME	POS	HT	CL	HOMETOWN / LAST SCHOOL
4	Shaneese Bailey	G/F	5-9	RSr.	Callahan, Fla. / Florida Atlantic / University Christian School
3	Endia Banks	G	5-9	Fr.	Duluth, Ga. / Duluth
1	Laura Cornelius	G	5-8	Jr.	Groningen, Netherlands / Caland Lyceum
30	Erykah Davenport	F/C	6-2	Sr.	Decatur, Ga. / Tucker
51	Serena-Lynn Geldof	C	6-6	So.	Ostend, Belgium / KA Redingenhof Leuven
5	Mykea Gray	G	5-4	Fr.	Upper Marlboro, Md. / National Christian Academy
0	Keyanna Harris	F	6-0	Sr.	Riviera Beach, Fla. / William T. Dwyer
21	Emese Hof	F/C	6-3	Jr.	Utrecht, Netherlands / Caland Lyceum
20	Kelsey Marshall	G	5-9	Fr.	Davie, Fla. / Miami Country Day School
13	Taylor Mason	G	5-9	Fr.	Decatur, Ga. / Norcross
32	Beatrice Mompremier*	F	6-4	Jr.	Miami, Fla. / Baylor / Miami Senior
12	Sarah Mortensen	G/F	6-1	So.	Copenhagen, Denmark / Long Island Lutheran (N.Y.)
15	Neydja Petithomme	G	5-8	Sr.	Boca Raton, Fla. / Auburn / Grandview Prep
25	Khaila Prather	F	6-1	Sr.	Upper Marlboro, Md. / Riverdale Baptist
23	Rebecca Ripley	G/F	6-0	Fr.	Stratham, N.H. / New Hampton School

* Sitting out the 2017-18 season in accordance with NCAA transfer rules

COACHES & STAFF

Head Coach: Katie Meier (Duke '89 [B.A.] & '90 [M.A.], 13th season)

Assistant Coach: Octavia Blue (Miami '98, sixth season)

Assistant Coach: Tia Jackson (Iowa '95, third season)

Assistant Coach: Fitzroy Anthony (Palm Beach Atlantic '08, third season)

Director of Basketball Operations / Coordinator of Recruiting: Lonnette Hall (Cal State Northridge '94, 11th season)

Director of Basketball Operations & Special Projects: Margie Gill (Florida '03, fourth season)

Coordinator of Video Operations: Michael Whalen (Ohio State '16, second season)

Assistant Video Coordinator: Jay Carroll (North Carolina '16, first season)

Coordinator of Program & Player Development: Sakellie Daniels (Charlotte '06, first season)

Athletic Trainer: Natalie Fontela (Miami '13, third season)

Strength & Conditioning Coach: Kristin Zdanczewicz (UW-Whitewater '03, first season)

ROSTER BY CLASS

Freshmen (5)	Sophomores (2)	Junior (3)	Seniors (5)
No. 3 Endia Banks	No. 12 Sarah Mortensen	No. 1 Laura Cornelius	No. 0 Keyanna Harris
No. 5 Mykea Gray	No. 51 Serena-Lynn Geldof	No. 21 Emese Hof	No. 4 Shaneese Bailey (RS)
No. 13 Taylor Mason		No. 32 Beatrice Mompremier*	No. 15 Neydja Petithomme
No. 20 Kelsey Marshall			No. 25 Khaila Prather
No. 23 Rebecca Ripley			No. 30 Erykah Davenport

GEOGRAPHIC BREAKDOWN

Florida (5)	Georgia (3)	Maryland (2)	Netherlands (2)
No. 0 Keyanna Harris	No. 3 Endia Banks	No. 5 Mykea Gray	No. 1 Laura Cornelius
No. 4 Shaneese Bailey	No. 13 Taylor Mason	No. 25 Khaila Prather	No. 21 Emese Hof
No. 15 Neydja Petithomme	No. 30 Erykah Davenport		
No. 20 Kelsey Marshall			
No. 32 Beatrice Mompremier			
	Belgium (1)	Denmark (1)	New Hampshire (1)
	No. 51 Serena-Lynn Geldof	No. 12 Sarah Mortensen	No. 23 Rebecca Ripley

PRONUNCIATION GUIDE

HC Katie Meier	MY-Urr	No. 5 Mykea Gray	My-KEY-Uh
CPDD Sakellie Daniels	Suh-KELL-Ee	No. 15 Neydja Petithomme	NEE-Zhuh PET-Ee-Home
S&C Kristin Zdanczewicz	Zuh-DAN-Sih-Vich	No. 21 Emese Hof	Uh-MASE-Uh HOFF
No. 0 Keyanna Harris	Key-AH-Nuh	No. 25 Khaila Prather	KAY-Luh PRAY-Thur
No. 3 Endia Banks	ENN-Dee-Uh	No. 30 Erykah Davenport	Erica
No. 4 Shaneese Bailey	Shuh-NEESE	No. 32 Beatrice Mompremier	BEE-Uh-Triss MOM-Prih-Meer



COACHES & STAFF

<i>HEAD COACH KATIE MEIER</i>	<i>16-18</i>
<i>ASSISTANT COACHES</i>	
<i>OCTAVIA BLUE</i>	<i>19</i>
<i>TIA JACKSON</i>	<i>20</i>
<i>FITZROY ANTHONY</i>	<i>21</i>
<i>BASKETBALL STAFF</i>	<i>22-25</i>
<i>SUPPORT STAFF</i>	<i>26</i>



KATIE MEIER

HEAD COACH | 13TH SEASON AT MIAMI, 231-152 | 17TH SEASON OVERALL, 307-197

COACHES & STAFF

MEIER'S CAREER

- Assistant Coach
- 1993-94 UNC Asheville
- 1994-99 Tulane
- Associate Head Coach
- 1999-2001 Tulane
- Head Coach
- 2001-05 Charlotte
- 2005-pres. Miami

EDUCATION

- Wheaton High School, 1985
- Duke University, 1989
 - B.A. English (Literature)
- Duke University, 1990
 - M.A. English (Teaching English)

NCAA APPEARANCES

- 2017 - Miami
- 2016 - Miami
- 2015 - Miami
- 2013 - Miami
- 2012 - Miami
- 2011 - Miami
- 2003 - Charlotte

WNIT APPEARANCES

- 2014 - Miami
- 2010 - Miami
- 2006 - Miami
- 2005 - Charlotte
- 2004 - Charlotte

PLAYING CAREER

- Wheaton Central High School, 1981-85
- Duke University, 1985-90
- BBC Mini-Flat Waregem (Belgium), 1990-93

AWARDS/MISCELLANEOUS

- ACC Rookie of the Year, 1986
- GTE Academic All-American, 1988
- First Team All-ACC, 1990
- Kodak/WBCA District II All-American, 1990
- Duke Hall of Honor Inductee, 2002
- C-USA Coach of the Year, 2003
- WBCA Region 4 Coach of the Year, 2003
- ACC Legend, 2006
- ACC Coach of the Year, 2011
- Russell Athletic/WBCA Region 2 Coach of the Year, 2011
- AP National Coach of the Year, 2011
- USA Basketball Coach of the Year, 2013

PERSONAL

Hometown: Wheaton, Ill.

Katie Meier completed her 12th season at the helm of the Hurricanes' women's basketball program in 2016-17. A well-known and respected figure in women's basketball with 16 years of head coaching experience, Meier has worked tirelessly to put her mark on Miami's program and to build a winning tradition.

In 2016-17, Meier guided her team to an eighth consecutive postseason, a sixth trip to the NCAA Tournament in the last seven years, and a seventh 20-plus win season in the last eight years, all extending program records. The Hurricanes finished with a 24-9 record, tied for the fifth-most wins in a single campaign in program history, and made the ACC Tournament semifinals for the second straight year.

Following the season, Meier was inducted into the University of Miami Sports Hall of Fame, becoming the fourth basketball coach, male or female, to garner the prestigious honor.

In January 2014, Meier was named a co-recipient of the 2013 USA Basketball National Coach of the Year award after leading the USA U19 team to a gold medal and perfect 9-0 record at the 2013 FIBA U19 World Championship.

All of her hard work was rewarded after the 2010-11 season when she was named the Associated Press National Coach of the Year - sharing the award with Connecticut's Geno Auriemma and Stanford's Tara VanDerveer.

That season, Meier led the Hurricanes into the NCAA tournament for the first time since 2004 and their win over Gardner-Webb in the first round was the first tournament win for Miami since 1993. The Canes entered the 2010-11 season with high internal expectations, but were picked eighth in the Preseason ACC Poll after a season in which they were the No. 12 seed in the Atlantic Coast Conference Tournament.

However, the Hurricanes exceeded all of the outside expectations and, at one point, won 17 straight games. They were a perfect 20-0 inside the BankUnited Center and finished 12-2 in ACC play - earning their first regular season conference title since joining the league in 2004. As a reward, Meier was named the ACC Coach of the Year and later would be selected as the WBCA/RUSSELL ATHLETIC Region 2 Coach of the Year, as voted on by her peers.

Meier continued that success into the 2011-12 season, a year in which the Canes accomplished many firsts for the program.

Miami defeated Maryland - the eventual ACC Tournament champ - twice during the regular season, the first when the Terrapins were ranked fifth in the nation. It was the first time in program history that the Hurricanes had defeated a top-five team. Later in the year, UM ascended to its highest ranking ever, also at No. 5.

The Hurricanes have proved to be formidable on the court in the BankUnited Center, as the 2011-12 season saw Miami go undefeated at home for the second consecutive season. Their 16-0 mark on the year pushed the Canes record home win streak to 40 straight games. Only Stanford ended the season with a longer active streak.

For her dedication to the University of Miami and the athletic department, Meier was signed to a two-year contract extension, securing the Wheaton, Ill., native through the 2017-18 season. Prior to the 2014-15 season, Meier received another extension, through the 2020-

HEAD COACH KATIE MEIER

MEIER'S YEAR-BY-YEAR RECORDS

Year	School	Overall	Conference		Post-Season
		W-L	W-L	Finish	
2001-02	Charlotte	16-13	7-7	t-7	
2002-03	Charlotte	21-9	12-2	1	NCAA 0-1
2003-04	Charlotte	17-14	8-6	7	WNIT 1-1
2004-05	Charlotte	22-9	9-5	t-5	WNIT 0-1
2005-06	Miami	17-13	6-8	6	WNIT 1-1
2006-07	Miami	11-19	2-12	11	
2007-08	Miami	9-21	2-12	12	
2008-09	Miami	13-17	2-12	t-10	
2009-10	Miami	22-14	4-10	t-10	WNIT 5-1
2010-11	Miami	28-5	12-2	t-1	NCAA 1-1
2011-12	Miami	26-6	14-2	2	NCAA 1-1
2012-13	Miami	21-11	11-7	t-4	NCAA 0-1
2013-14	Miami	16-15	8-8	8	WNIT 0-1
2014-15	Miami	20-13	8-8	8	NCAA 1-1
2015-16	Miami	24-9	10-6	t-5	NCAA 0-1
2016-17	Miami	24-9	10-6	7	NCAA 1-1
Overall		307-197	125-113	11-12	

21 campaign, and donated \$75,000 back to the school to go towards women's athletics as well as challenged to community to contribute as well.

Meier earned another well-deserved extension after a 2016-17 season that included the Hurricanes hosting NCAA Tournament play for the first time since 1993. The new deal added three years to her contract, which now runs through the 2023-24 season.

Five people who have been assistants for Meier during her head coaching career have gone on to earn Division I head coaching positions: Lynn Bria (Stetson), Amanda Butler (Florida), Darrick Gibbs (North Florida), Carolyn Kieger (Marquette) and Stephanie McCormick (Western Carolina). Additionally, 20 of Meier's players at Miami have signed professional contracts after their college careers.

Through the 2016-17 campaign, Meier has a career record of 307-197, including a 231-152 mark at Miami.

A New Era

Hired April 19, 2005, Meier was appointed by then-Miami AD Paul Dee in front of national and local media, fans, alumni and support staff, signifying the beginning of a new era.

Following an unprecedented career as one of the greatest athletes to ever play in the Atlantic Coast Conference, Meier quickly established herself in the coaching ranks. Following an impressive four-year tenure as the head coach at Charlotte where she helped bring the 49er program into national prominence, Meier made it clear that her goal was to make Miami one of the premier women's basketball programs in the country.

Creating a Winning Program

In her first season, Meier wasted little time in making the first steps towards those goals. After receiving little attention in the ACC preseason polls, the Hurricanes posted an impressive overall record of 17-13. They fought through a conference that would send nine teams to the postseason, including three to the NCAA Final Four. Miami finished with a sixth-place, 6-8 record in ACC play en route to earning a berth into the second round of the 2006 Women's National Invitation Tournament.

During the season, Miami posted wins over ranked teams such as No. 25 Mississippi, No. 21 Boston College and No. 25 Virginia Tech, and nearly knocked off then-No. 1 Duke in double overtime. The Hurricanes also recorded wins over two eventual conference champions in Hartford (America East) and Oakland (Mid-Continent). Under Meier's direction, in 2005-06, standout Tamara James produced one of the greatest seasons ever seen by a UM player, becoming the Miami's all-time leading scorer.

James was selected with the eighth overall pick in the 2006 WNBA Draft by the Washington Mystics.

In Meier's second season in 2006-07, the Hurricanes got off to a strong start, winning seven of their first eight games—including a 79-70 win over Indiana to claim the UM Thanksgiving Tournament title. On Dec. 1, Meier picked up his 100th career victory as the Hurricanes defeated Jackson State, 77-50.

Renee Taylor emerged as the ACC's leading scorer, upholding Miami's streak of producing the league's leading scorer in all three years it had been a member. The All-ACC Second Team selection a set school records in single-game scoring with 42 points at Houston. In addition, transfer Maurita Reid emerged as a defensive threat, tying the school record with 10 steals versus Wake Forest and finishing among the ACC's leaders and NCAA's top 10 in steals per game.

The 2007-08 season, Meier's third with the Hurricanes, saw Maurita Reid continue her rise among the ACC elite. The senior was nothing short of impressive shooting beyond the arc and picking opponent's pockets. She hit four or more 3-pointers on 10 different occasions and finished the season with 110 steals, good for second in the conference and fifth in the NCAA. The Queens, N.Y. native led the team in points (15.3 ppg) and rebounding (5.6 rpg) and was named to the All-ACC Defensive Team.

With the No. 21-ranked incoming recruiting class, Meier and the Hurricanes saw significant improvement during the 2008-09 season. The freshman class was highlighted by McDonald's All-American Shenise Johnson of Henrietta, N.Y., and Riquana Williams from nearby Pahokee, Fla.

Johnson lived up to the hype, as she was the team leader on the season in points, rebounds, assists and steals. Under Meier's guidance, Johnson was named the ACC Rookie of the Week on three occasions and was named to the ACC All-Freshmen team as well as ACC Honorable Mention. The versatile guard/forward also led the U19 USA team to a gold medal finish in the 2009 World Championships in Bangkok, Thailand.

The 2009-10 season was one of the most successful in program history. Under Meier's vision, the Hurricanes advanced to the WNIT Championship game. Miami posted a 22-14 overall record - the first 20-win campaign since the 2002-03 season and just the eighth all-time in history.

In her sophomore season, Johnson was joined by a healthy Riquana Williams and the duo racked up accolades throughout the season. Johnson was named first team All-ACC, while Williams garnered second-team honors. The tandem led Miami to a 5-1 WNIT record - the deepest postseason run in team history, with both earning all-tournament honors along the way.

Following the 2009-10 campaign, then-Miami AD Kirby Hocutt announced that Meier signed a contract extension through 2015.

Miami's success proved to be immediate, as it earned a conference regular season title in 2010-11 and returned to the NCAA Tournament for the first time in seven seasons.

Johnson and Williams turned out to be the All-America candidates that they were expected to become. In fact, Johnson was named to four different All-America squads and became the second player in program history to be named the conference player of the year (Frances Savage - BIG EAST - 1992). Johnson also garnered All-ACC Defensive Team honors for the second straight season and was named to the ACC All-Tournament Team. Williams, along with Johnson, was named First Team All-ACC and was the conference scoring leader, posting 21.7 points per game.

The duo combined for seven ACC Player of the Week accolades on the season as Williams took home the award on four occasions. No other team in the league was recognized more than twice for the weekly honor.

HEAD COACH KATIE MEIER

MEIER'S CAREER RECORDS

School	Years	Overall	Conference
Charlotte	2001-05	76-45	36-20
Miami	2005-pres.	231-152	89-93
Overall	16	307-197	125-113

Miami's success continued into the 2011-12 season. The Canes finished second in the conference standings with a record of 14-2 and were 26-6 overall. UM also defeated the eventual conference tournament champion, Maryland, both times they played in the regular season.

Seniors Shenise Johnson and Riquana Williams continued to live up to the hype of being the nation's top backcourt duo as they were second and third in the league in scoring and each were again named First Team

All-ACC. The accolade was the third straight honor for Johnson and the second for Williams. Johnson was also named to the All-ACC Defensive Team for the third consecutive season. Johnson earned a place on five different All-America teams, including the WBCA squad for the second straight year. Williams earned AP All-America third team recognition in her final collegiate campaign as well.

Unfortunately, junior forward Morgan Stroman, a former McDonald's All-American who was a Third Team All-ACC pick in 2010-11 after posting a team-best 11 double-doubles, suffered a season-ending injury midway through the conference schedule. However, junior guard Stefanie Yderstrom stepped up and ended the season with more 3-pointers than any other player in the league and was rewarded with a Third Team All-ACC nod.

Miami once again advanced to the NCAA Tournament as a No. 3 seed. The Canes traveled to Spokane, Wash., and defeated the No. 14 seed, Idaho State in the first round, but fell to host Gonzaga in the second.

The Hurricanes went to a school record third straight NCAA Tournament in 2012-13, earning a No. 8 seed. Miami dropped its first round contest to ninth-seeded Iowa, the host school, but picked up two top-10 wins during the season. Meier's Hurricanes defeated No. 6/7 Penn State and knocked off No. 5/4 Duke on senior day, marking the first win over a team in the top four of either poll in program history and the school's first win over the Blue Devils, who went 20-1 against ACC opponents that season, including winning the ACC Tournament. Stroman averaged 12.9 points and 8.8 rebounds, while Yderstrom posted 11.7 points per game, and both received First Team All-ACC honors.

After reaching the WNIT in 2014, Meier guided the Hurricanes back to the NCAA Tournament in 2015 and the 11th-seeded Hurricanes defeated No. 6 seed Washington in the first round, before dropping their second round matchup against third-seeded Iowa, the host school. The victory over the Huskies made Meier the first coach in program history to win an NCAA Tournament game in three different years.

Earlier in the 2014-15 season, Meier also led the Hurricanes to the program's first win over a team in the top four of the AP Poll. They defeated No. 4/4 Notre Dame, 78-63, the Fighting Irish's only loss in their first two years in the ACC. Sophomore guard Adrienne Motley went on to be named a consensus First Team All-ACC pick after averaging 16.9 points on 49.2 percent shooting. Meier also earned her 250th career win during the season.

In 2015-16, Meier led Miami to a 24-9 record to tie for the fifth-most wins in a season in program history. The Hurricanes defeated No. 14/10 Florida State, 74-56, to reach the ACC Tournament semifinals for the second time. Miami received a No. 5 seed in the NCAA Tournament and made its fifth appearance in the field in the past six years.

The 2015-16 campaign also saw the Hurricanes beat both Duke and North Carolina in the same year for the first time. The victory at North Carolina was good for the 200th of Meier's tenure at Miami. Adrienne Motley was also tabbed as a consensus First Team All-ACC honoree for the second straight year, in addition to garnering WBCA All-America Team Honorable Mention recognition.

In 2016-17, Meier guided the Hurricanes to a second straight 24-9 record. In the quarterfinals of the ACC Tournament, Miami again defeated a Florida State team ranked in the top 10, downing the No. 8/12 Seminoles, 56-54, to earn back-to-back semifinal appearances for the first time. The Hurricanes beat four top-25 teams, defeating three ranked teams - two of which were in the top 10 - away from home for the first time in the ACC era. Miami earned a No. 4 seed in the NCAA Tournament, hosting the first two rounds of play, and reached the second round for the fourth time in seven years.

Adrienne Motley and Jessica Thomas were both consensus Second Team All-ACC picks in 2016-17, with Motley becoming Miami's fifth WNBA Draft pick. In addition, Motley, Thomas and Keyona Hayes formed the second Miami teammate trio to all reach 1,000 points and each signed a WNBA contract, the first time three Hurricanes in the same class did so.

Establishing Her Legacy as a Player

Meier's success as a coach is a direct reflection of her playing career as a standout at Duke University. A four-year letter winner for the Blue Devils under head coach Debbie Leonard from 1986-90, Meier's name is scattered throughout the Duke record books.

She currently ranks among the school's all-time career leaders in scoring average (16.2 points per game), steals (232), free throws made (447) and free throws attempted (624). She is also listed among Duke's leaders in career points (1,761), field goals made (653), field goals attempted (1,283), assists (409) and rebounding average (6.1 rebounds per game).

Meier wasted no time making her mark at Duke, earning ACC Rookie of the Year and Basketball Yearbook Freshman All-America honors in 1986. Meier injured her knee in 1988 during her junior season and ultimately missed the entire 1988-89 campaign while recovering.

Meier returned to Duke for her senior season in 1990 without missing a beat, earning Kodak/WBCA District 2 All-America and All-ACC first team accolades while being named the Blue Devils' most valuable player.

In 2002, Meier was honored by Duke for her efforts as a player when she was named to the inaugural induction class in the Blue Devils' Hall of Honor. That same year, Meier was named to the ACC's 50th Anniversary Team. In 2006, she was once again honored by the conference when she was named an ACC Legend at the 2006 ACC Women's Basketball Tournament.

Meier's success on the court was only outdone by her accomplishments in the classroom. She was named to the Dean's List from 1986-88. In 1988 she also earned GTE Academic All-America Second Team honors.

After receiving a bachelor's degree in English literature with cum laude honors in 1989, Meier went on to earn a master's degree in teaching English from Duke in 1990.

Following her career at Duke, Meier moved overseas to play three seasons with BBC Mini-Flat Waregem in Belgium from 1990-93. There, she helped lead her team to three First Division regular season titles and one Belgian Cup Championship. While in Belgium, Meier also spent time teaching classes of conversational English while coaching teams of 15- to 17-year-olds.

A native of Wheaton, Ill., Meier graduated from Wheaton Central High School in 1985 and in October 2009 was inducted into her high school's athletic hall of fame.

COACHES & STAFF

OCTAVIA BLUE

Assistant Coach | Sixth Season at Miami (10th Overall) | Miami, 1998



PERSONAL

Hometown: Deerfield Beach, Fla.
Education: Miami, 1998

COACHING EXPERIENCE

Miami

Assistant Coach, 2012-present

Georgia Tech

Assistant Coach, 2009-12

St. John's

Assistant Coach, 2008-09

NCAA APPEARANCES

2017 - Miami - Second Round
2016 - Miami - First Round
2015 - Miami - Second Round
2013 - Miami - First Round
2012 - Georgia Tech - Round of 16
2011 - Georgia Tech - Second Round
2010 - Georgia Tech - First Round

WNIT APPEARANCES

2014 - Miami - First Round
2009 - St. John's - Round of 16

The University of Miami welcomed back one of its own when women's basketball head coach Katie Meier named Octavia Blue a Hurricanes assistant coach May 2, 2012.

A Miami player from 1994-98, Blue now begins season six on staff and year 10 as a college coach. She is the Hurricanes' recruiting coordinator and is responsible for the development of Miami's post players.

Blue has coached a quartet All-ACC players in her five seasons at Miami: guard Adrienne Motley, forward Morgan Stroman, guard Jessica Thomas and guard Stefanie Yderstrom. Motley earned All-ACC recognition in three of her four seasons as a Hurricane and also received WBCA All-American Honorable Mention in 2015-16.

During her five-year stint at Miami, four players have signed WNBA contracts, including Motley, who became the fifth Hurricane selected in the WNBA Draft. In total, 11 Hurricanes who have benefited from Blue's tutelage have gone on to play professionally.

In addition to Blue's presence on the recruiting trail and her development of post players, she has also coached the Hurricanes to a quintet of postseason berths—the NCAA Tournament in 2013, 2015, 2016 and 27, as well as the WNIT in 2014.

Prior to her return to Miami, Blue spent three seasons as an assistant coach and recruiting coordinator at Georgia Tech. During her time in Atlanta, the Yellow Jackets posted three 20-plus win seasons, made three NCAA tournament appearances and reeled in two top-25 recruiting classes (No. 24 in 2011 and No. 13 in 2012).

Also developing post players at Georgia Tech, Blue coached three

All-ACC players and three WNBA Draft picks. Brigitte Ardossi was drafted by the Atlanta Dream in the second round in 2010, Alex Montgomery was taken in the first round by the New York Liberty in 2011 and Sasha Goodlett was picked in the first round in 2012 by the Indiana Fever.

Blue's first season as an assistant coach was in 2008-09 at St. John's, where she helped the Red Storm advance to the WNIT. Under the guidance of Blue, post player Dashena Stevens was named the 2008-09 BIG EAST Rookie of the Year.

From 1994-98, Blue amassed 1,724 points as a Hurricane, then placing her fourth in program history and still good for eighth. She shot a school record 45.3 percent from 3-point range as a senior in 1997-98 before going on to play a nine-year professional basketball career.

After her decorated collegiate career, Blue was selected No. 15 overall in 1998 by the Los Angeles Sparks, becoming Miami's first WNBA Draft pick.

She had a lengthy professional career that lasted from 1998-2006, which included playing for two WNBA teams (Sparks and Houston Comets) and international clubs in Greece, Israel, France, Turkey and Poland.

Blue returned to Miami to complete her degree in sociology/sport management in 2007 and, in 2008, was inducted into the UM Sports Hall of Fame and named an ACC Women's Basketball Legend.

On Feb. 21, 2016, Blue's No. 10 jersey became the fourth in program history raised to the rafters in Coral Gables, Fla.

TIA JACKSON

Assistant Coach | Third Season at Miami (22nd Overall) | Iowa, 1995



PERSONAL

Hometown: Salisbury, Md.
Education: Iowa, 1995

COACHING EXPERIENCE

Miami

Assistant Coach, 2015-present

Rutgers

Assistant Coach, 2011-15

Washington

Head Coach, 2007-11

Duke

Assistant Coach, 2005-07

UCLA

Assistant Coach, 2000-05

Stanford

Assistant Coach, 1999-2000

VCU

Assistant Coach, 1996-99

NCAA APPEARANCES

- 2017 - Miami - Second Round
- 2016 - Miami - First Round
- 2015 - Rutgers - Second Round
- 2012 - Rutgers - First Round
- 2007 - Duke - Sweet 16
- 2006 - Duke - Finals
- 2004 - UCLA - First Round

WNIT APPEARANCES

- 2014 - Rutgers - Champion

WBI APPEARANCES

- 2010 - Washington - Elite Eight

Tia Jackson was hired as an assistant coach for the University of Miami women's basketball program on May 7, 2015.

A 21-year coaching veteran with four years of head coaching experience, Jackson came to Miami after spending four seasons as an assistant under Hall of Fame coach C. Vivian Stringer at Rutgers University.

Miami has finished 24-9 in both of Jackson's seasons with the team, tying for the fifth-most wins in program history. It reached the NCAA Tournament both years, advancing to the second round on its home court in 2017.

The Hurricanes also made the semifinals of the ACC Tournament both years, marking the first time they have done so in back-to-back campaigns. In addition, Jackson has aided two Hurricanes, Adrienne Motley and Jessica Thomas, to three All-ACC accolades.

Jackson, who has both played and coached in the Final Four, was the head coach at Washington from 2007-11. While there, she signed a number of talented recruiting classes, and her 2008 recruiting haul was ranked No. 11 in the nation.

Following the 2010-11 season, Jackson joined the Rutgers coaching staff and helped guide the Scarlet Knights to a trio of post-season appearances, including two trips to the NCAA Tournament. In 2014-15, her last year at Rutgers, the team advanced to the second round for the first time since 2011.

In each of Jackson's first two years at Rutgers, the Scarlet Knights signed the nation's third-ranked recruiting class.

Jackson began her coaching career as an assistant at Virginia Commonwealth University just one year after graduating from college. She worked for the Rams from 1996-1999.

After her three seasons at VCU, Jackson spent one year as an assistant coach at Stanford University, working under another Hall of Fame coach, Tara VanDerveer, at one of the nation's most tradition-rich programs.

The Cardinal made the second round of the NCAA Tournament in Jackson's lone season in Palo Alto, Calif. Jackson then moved south in the Golden State and joined the staff at UCLA, where she was an assistant coach and recruiting coordinator.

In five years with the Bruins, Jackson helped the program sign a pair of top-10 recruiting classes and ink four McDonald's and/or WBCA All-Americans. UCLA made the NCAA Tournament in 2004, its first appearance in four years.

After five seasons at UCLA, Jackson went to Duke University, where she worked as an assistant coach and recruiting coordinator from 2005-07. In both of her years in Durham, N.C., Jackson helped the Blue Devils sign top-five recruiting classes featuring a quartet of McDonald's All-Americans.

Duke made the NCAA Championship for the second time in program history in Jackson's first year on staff and reached the Sweet 16 the following season. Jackson then returned to the ACC eight years later when she joined Miami's staff.

Originally from Salisbury, Md., Jackson scored 3,108 points in her career at Maryland Springs High School, before moving on to play for Stringer at the University of Iowa.

The Hawkeyes finished in the top 25 four times during Jackson's career and advanced to the Final Four in 1993, ending the season with a 27-4 record. She was named to the Midwest Regional All-Tournament team that year.

Jackson averaged 10.2 points, 4.4 rebounds and 1.5 steals per game as a Hawkeye and graduated from Iowa in 1995. A two-time All-Big Ten Honorable Mention, Jackson still ranked in the top-25 all-time at Iowa in scoring, as well as No. 12 steals, when hired at Miami.

Selected ninth in the 1997 WNBA Draft by the Phoenix Mercury, Jackson helped the team finish first in the Western Conference during the league's inaugural season.

COACHES & STAFF



FITZROY ANTHONY

Assistant Coach | Third Season at Miami (Sixth Overall) | Palm Beach Atlantic, 2008

PERSONAL

Hometown: Boca Raton, Fla.
Education: Palm Beach Atlantic, 2008

COACHING EXPERIENCE

Miami
Assistant Coach, 2015-present

Florida Atlantic
Assistant Coach, 2012-15

Coral Springs Charter School
Head Coach, 2010-12

NCAA APPEARANCES

2017 - Miami - Second Round
2016 - Miami - First Round

Fitzroy Anthony was named an assistant coach for the University of Miami women's basketball program on May 18, 2015.

In his opening season with the Hurricanes, Anthony helped lead the team to a 24-9 record, good enough to tie for the fifth-most wins in program history. Miami also reached the semifinals of the ACC Tournament and appeared in the NCAA Tournament.

A five-year veteran of college coaching, Anthony helped Miami repeat its 24-9 mark in 2016-17. The Hurricanes also reached the ACC Tournament semifinals again, marking the first time they have done so in consecutive seasons, and advanced to the NCAA Tournament Round of 32.

Anthony has worked with a pair of All-ACC performers, Adrienne Motley and Jessica Thomas. Motley, a 2015-16 WBCA All-America Honorable Mention, became the fifth WNBA Draft pick in program history in 2017.

Prior to joining the Hurricanes, Anthony was an assistant coach at Florida Atlantic University for three seasons and helped the Owls make the move from the Sun Belt to Conference USA in his second year with the program.

During his three years at FAU, Anthony primarily worked with the team's guards, and did so with great success. In his final season there, the Owls had one backcourt player named First Team All-Conference USA and another selected to the league's all-freshman team.

Anthony played a key part in the Owls' scouting, defensive game planning and academic mentoring,

while also handling all of the team's scheduling.

A stellar recruiter, Anthony helped FAU sign the second-ranked recruiting class in the conference in 2014, according to Collegiate Girls Basketball Report.

In Anthony's second season in Boca Raton, Fla., he aided in guiding the Owls to their second winning season since 2005-06 and their second-most wins during that stretch.

Well-connected in South Florida, Anthony was the head coach at Coral Springs Charter School for two years, prior to making the move to FAU in August 2012. He led the Panthers to 20-wins seasons both years and was named the Broward County Athletic Association Coach of the Year in 2012.

Anthony directed the Panthers to their first regional and district championships in 2012, as well as their first berth in the Final Four of the state tournament. Four players he coached at Coral Springs Charter School went on to play Division I basketball.

Additionally, Anthony has experience coaching AAU basketball in South Florida and won over 80 percent of his games on the sidelines. Seven of his players proceeded to play collegiately in the ACC, SEC or Big 12.

Born in Antigua, Anthony moved to Boca Raton at age 12. He played basketball at Olympic Heights High School and then at Palm Beach Atlantic University, where he graduated in 2008 with a bachelor's degree in education.

COACHES & STAFF



LONNETTE HALL

Director of Basketball Operations / Coordinator of Recruiting | 11th Season | Cal State Northridge, 1994

between the coaching staff and the academics, compliance and housing departments. Among some of her other duties are season ticket holder relations.

Hall came to Miami following a one-year stint as the head girl's basketball coach at R.L. Paschal High School in Fort Worth, Texas, in 2004-05. In addition to the day-to-day coaching duties, Hall also managed the program's budget and marketing activities, and oversaw the team's booster club. She also organized HOOP Group, a youth basketball program in the Fort Worth area.

Hall spent six years at Texas Christian University, serving as an assistant coach with the Lady Frogs from 1999-2003 and as the Director of Basketball Operations during the 2003-04 season. As an assistant

coach with the Lady Frogs, Hall helped guide TCU to three consecutive NCAA Tournaments while coaching notable players such as Fort Lauderdale native and former All-American Sandora Irvin, who was later selected as the third overall pick in the 2005 WNBA Draft. Along with coaching, Hall's responsibilities included recruiting, practice and game preparation efforts, in addition to preparing the team's travel arrangements.

A native of Oxnard, Calif., Hall served in the United States Navy from 1986-88. She earned an associate's degree in art from Ventura Junior College in 1991 and went on to earn a bachelor's degree in kinesiology from California State University, Northridge in 1994. Hall added a master's degree in sports administration from the University of Wisconsin-La Crosse in 1996.

University of Miami head coach Katie Meier announced in May 2012 that Lonnette Hall had been added to her staff as the director of women's basketball operations. Hall served as an assistant coach with the Hurricanes from 2007-10 and was a driving force behind the 2008 recruiting class that included Shenise Johnson, Riquna Williams and Sylvia Bullock.

The same position was held by Hall during the 2006-07 season, before she moved into her coaching role. Hall acts as the team's liaison



MARGIE GILL

Director of Basketball Operations & Special Projects | Fourth Season | Florida, 2003

Gill has over 15 years of women's basketball operations experience, including seven years at both the University of Mississippi and the University of Florida. Gill has also spent time on campus away from athletics, having spent three years in an administrative capacity at Chowan University.

A graduate of Florida, Gill earned a degree in exercise science with an emphasis in sport management. She served as team manager at

Florida under former Rebel coach Carol Ross for four years and was head manager her final two seasons. Upon completion of her classes, Gill moved into the director of basketball operations job at her alma mater and stayed with Ross and the Gators for seven more years.

A native of McKees Rocks, Pa., Gill is married to Steven Gill. The couple has one son, Riley.

Head women's basketball coach Katie Meier announced the hiring of Margie Gill, the program's director of women's basketball operations & special projects, in July 2014.



MICHAEL WHALEN

Coordinator of Video Operations | Second Season | Ohio State, 2016

and reach the second round of the NCAA Tournament, Whalen was promoted to his current role as coordinator of video operations on May 15, 2017, which is also his birthday.

Hailing from Cleveland, Whalen spent three seasons at the head manager and video assistant for the Ohio State University women's basketball program, helping the team reach the NCAA Sweet 16 in 2016. During his final two years at Ohio State, the Buckeyes posted a

combined 50-19 record.

Prior to his time at Ohio State, Whalen played one year of basketball at John Carroll University, a Division III school in Ohio. A standout player at Lake Catholic High School, Whalen finished his career second on the all-time scoring list.

Whalen graduated from Ohio State in 2016 after majoring in biology and minoring in business.

Michael Whalen joined the University of Miami women's basketball staff in September 2016 as the coordinator of video services.

Following a season in which he helped the Hurricanes go 24-9



JAY CARROLL

Assistant Video Coordinator | First Season | North Carolina, 2016

State women's lacrosse team.

With the Buckeyes, Carroll assisted the coaches with numerous logistical and operational needs, including managing practice and game film. He was also involved with recruiting, game planning, budgeting, camps, travel coordination and more.

A native of Upper Arlington, Ohio, Carroll graduated from the University of North Carolina in 2016 with a degree in media and journalism.

As a senior, he was the head manager for the women's lacrosse team, which won the national title. Carroll oversaw five other managers and aided the staff with film, scouting and highlight videos.

In addition, Carroll served as a manager for the Tar Heels' junior varsity men's basketball team, worked with the varsity program during all home games and staffed the Roy Williams Basketball Camp.

Jay Carroll joined the University of Miami women's basketball staff in September 2017 as the assistant video coordinator.

Prior to coming to Coral Gables, Fla., Carroll spent a year as the director of operations for the Ohio



SAKELLIE DANIELS

Coordinator of Program & Player Development | First Season | Charlotte, 2006

Sakellie Daniels joined the University of Miami women's basketball staff as the coordinator of program & player development in August 2017.

Daniels was a three-time team MVP as a player at the University of

North Carolina at Charlotte, where she spent her first three years playing for Katie Meier.

Following her standout career with the 49ers, Daniels went on to play professionally for eight years in Europe, competing for teams in Germany, Switzerland, Lithuania, Finland and Romania.

While in Switzerland in 2010, Daniels earned first team all-league and defensive player of the year recognition. She was named first team all-league in Lithuania in 2012

and 2014, also garnering guard of the year accolades the latter time.

Daniels came to Miami from her alma mater, Hoke County (N.C.) High School, where served as the head varsity basketball coach from 2015-17. She led the team to the state playoffs both of her seasons there, ending an eight-year drought.

A native of Raeford, N.C., Daniels graduated from Charlotte in 2006 after double majoring in African studies and communications.



NATALIE FONTELA

Athletic Trainer | Third Season | Miami, 2013

Natalie Fontela was named an assistant athletic trainer at the University of Miami in July 2015. She is in her third year primarily

working with the Hurricane women's basketball team and spirit squads.

A Miami graduate, Fontela earned her bachelor's degree in athletic training in 2013. She spent the next two years as a graduate assistant athletic trainer at Florida State University, working with the Seminole cross country and track and field programs from 2013-2015.

Fontela is certified as a National Academy of Sports Medicine Corrective Exercise Specialist and is a Certified Active Release Technique Provider. A native of Miami, Fontela returned to her alma mater after earning a master's degree in sport management from Florida State in 2015.



KRISTIN ZDANCZEWICZ

Strength & Conditioning Coach | First Season | UW-Whitewater, 2003

Kristin Zdanczewicz joined the University of Miami as an assistant strength coach following the conclusion of the 2016-17 school year. She works primarily with the women's basketball and swimming teams.

Zdanczewicz previously served as the assistant director of strength and conditioning at the University of Minnesota for three years. During her time with the Golden Gophers, she worked with the women's track and field, women's cross country and gymnastics teams.

At Minnesota, Zdanczewicz coached 11 All-Americans, six Olympic Trial athletes and five Big Ten event champions in track and

field, as well as five All-Big Ten honorees in cross country and one Big Ten Gymnast of the Year. She also helped guide the Gophers to their first Big Ten Outdoor Track and Field Championship title in 2016.

Prior to her time at Minnesota, Zdanczewicz spent three years at the University of Wisconsin-Milwaukee. While with the Panthers, she was in charge of strength and conditioning for men's and women's swimming and diving, women's soccer, women's volleyball and women's tennis.

Under her watch, the swimming and diving teams had 30 conference event champions and soccer had two Horizon League Player of the Year honorees. In addition, soccer and women's swimming and diving both won two conference titles, while volleyball won one.

Zdanczewicz played extensively for the USA Women's National Rugby Team, serving as captain in 2007

and 2008, as well as taking part in the 2006 and 2010 World Cups. Of her 17 years of competitive rugby, she spent 13 at the international level, earning 23 caps.

A native of Milwaukee, Zdanczewicz has numerous certifications, including from USA Weightlifting and the U.S. Track & Field and Cross Country Coaches Association. A member of the Collegiate Strength and Conditioning Coaches Association, Zdanczewicz earned her bachelor's degree in exercise science in 2003 from the University of Wisconsin-Whitewater, where she was a four-year letter winner in basketball.

SUPPORT STAFF

COACHES & STAFF



Iva Earley
Assistant Director
Events




Teodor Handarov
Assistant
Communications



Ray Lopez
Manager
IT



Chaunte O'Neil
Director
Athletics Academic Services



Andrew Posen
Associate Director
Ticket Operations



Alex Schwartz
Assistant Director
Communications



Danielle White
Assistant Director
Marketing

UHealth Medical Staff

Dr. Michael Baraga, Sports Medicine Specialist and Orthopedic Surgeon

Luis Feigenbaum, Director of Rehabilitation

Dr. Lee Kaplan, Team Medical Director

Dr. Carolyn Kienstra, Primary Care Sports Medicine Physician

Dr. Clifton L. Page, Primary Care Sports Medicine Physician



HURRICANES

<i>PHOTO ROSTER</i>	28-29
<i>SHANESE BAILEY</i>	30-32
<i>ENDIA BANKS</i>	33
<i>LAURA CORNELIUS</i>	34-35
<i>ERYKAH DAVENPORT</i>	36-38
<i>SERENA-LYNN GELDOF</i>	39-40
<i>MYKEA GRAY</i>	41
<i>KEYANNA HARRIS</i>	42-43
<i>EMESE HOF</i>	44-45
<i>KELSEY MARSHALL</i>	46
<i>TAYLOR MASON</i>	47
<i>BEATRICE MOMPREMIER</i>	48-49
<i>SARAH MORTENSEN</i>	50-51
<i>NEYDJA PETITHOMME</i>	52-53
<i>KHAILA PRATHER</i>	54-55
<i>REBECCA RIPLEY</i>	56

PHOTO ROSTER



#4 SHANESE BAILEY

Rsr. | G/F | 5-9
Callahan, Fla. | Florida Atlantic
University Christian School



#3 ENDIA BANKS

Fr. | G | 5-9
Duluth, Ga.
Duluth



#1 LAURA CORNELIUS

Jr. | G | 5-8
Groningen, Netherlands
Caland Lyceum



#30 ERYKAH DAVENPORT

Sr. | F/C | 6-2
Decatur, Ga.
Tucker



#51 SERENA-LYNN GELDOF

So. | C | 6-6
Ostend, Belgium
KA Redingenhof Leuven



#5 MYKEA GRAY

Fr. | G | 5-4
Upper Marlboro, Md.
National Christian Academy



#0 KEYANNA HARRIS

Sr. | F | 6-0
Riviera Beach, Fla.
William T. Dwyer



#21 EMESE HOF

Jr. | F/C | 6-3
Utrecht, Netherlands
Caland Lyceum



#20 KELSEY MARSHALL

Fr. | G | 5-9
Davie, Fla.
Miami Country Day School



#13 TAYLOR MASON

Fr. | G | 5-9
Decatur, Ga.
Norcross



#32 BEATRICE MOMPREMIER

Jr. | F | 6-4
Miami, Fla. | Baylor
Miami Senior



#12 SARAH MORTENSEN

So. | G/F | 6-1
Copenhagen, Denmark
Long Island Lutheran (N.Y.)




#15 NEYDJA PETITHOMME

Sr. | G | 5-8
Boca Raton, Fla. | Auburn
Grandview Prep



#25 KHAILA PRATHER

Sr. | F | 6-1
Upper Marlboro, Md.
Riverdale Baptist



#23 REBECCA RIPLEY

Fr. | G/F | 6-0
Stratham, N.H.
New Hampton School

PHOTO ROSTER



KATIE MEIER
Head Coach
13th Season



OCTAVIA BLUE
Assistant Coach
Sixth Season



TIA JACKSON
Assistant Coach
Third Season



FITZROY ANTHONY
Assistant Coach
Third Season



MARGIE GILL
Director of Basketball Ops. &
Special Projects
Fourth Season



LONNETTE HALL
Director of Basketball Ops. /
Coordinator of Recruiting
11th Season



MICHAEL WHALEN
Coordinator of Video
Operations
Second Season



JAY CARROLL
Assistant Video Coordinator
Second Season



SAKELLIE DANIELS
Coordinator of Program &
Player Development
First Season



NATALIE FONTELA
Athletic Trainer
Third Season



KRISTIN ZDANCZEWICZ
Strength & Conditioning
Coach
First Season



#4
SHANEES BAILEY

Redshirt Senior • Guard/Forward • 5-9
Callahan, Fla.
Florida Atlantic | University Christian School

As a Redshirt Junior (2016-17): Played in all 33 games and earned a pair of starts ... Averaged 3.3 points and 1.7 rebounds in 10.1 minutes per game ... Shot 36-of-43 from the free throw line to post a team-best (no min.) clip of 83.7 percent and rank fourth in makes ... Colled Miami in rebounding on one occasion ... Notched a pair of rebounds in seven minutes of action her Miami debut at No. 19/19 Kentucky (11/11) ... Scored her first three points as a Hurricane and logged a co-season-high two steals versus Albany (11/13) ... Registered four points, three rebounds and her first two assists as a Hurricane in the home opener against Charlotte (11/16) ... Notched four points and the first blocked shot of her career at St. John's (11/20) ... Logged nine points on 4-of-5 shooting and a season-high-tying two steals versus Grambling State (11/25) ... Registered seven points and a season-high-tying two assists against Loyola Chicago (12/6) ... Scored six points in her first ACC road game at Pittsburgh (1/2) ... In her first start as a Hurricane versus North Carolina (1/26), set season highs in points (17), rebounds (six), minutes (24), field goals made (seven) and field goals attempted (10), plus tied her season best with two assists ... Scored Miami's first nine points against the Tar Heels, matching her highest mark in any other full game all season ... Also earned the starting nod against Boston College (1/29), logging four points ... Posted six points and made all four of her free throw attempts at fifth-ranked Florida State (2/6) ... Registered eight points and went 4-of-4 from the stripe in the regular season finale against Georgia Tech (2/26) ... Totaled eight points, a co-game-high five rebounds and a season-high-tying two assists versus Georgia Tech (3/2) in the ACC Tournament opener.

As a Junior (2015-16): Transferred from Florida Atlantic University ... Sat out season due to NCAA transfer rules.

As a Sophomore at Florida Atlantic (2014-15): First Team All-C-USA ... C-USA Co-Player of the Week (12/1/14)

Played in 29 of 30 games with 28 starts and scored in double figures 25 times, including 16 games in a row ... Posted 15-plus points on 16 occasions and had a stretch of three straight games with 27-plus points ... Led the team in points per game (16.2), steals (34), field goal percentage (51.3), field goals made (175), free throws made (107) and free throws attempted (138) ... Ranked second on Florida Atlantic in rebounds per game (5.3), 3-point field goal percentage (min. 1.3PA per game,

Bailey Season / Career Highs

(Career includes two years at Florida Atlantic)

Points

Season: 17, vs. North Carolina, 1/26/17
Career: 29, vs. UAB, 1/8/15
ACC: 17, vs. North Carolina, 1/26/17

Rebounds

Season: 6, vs. North Carolina, 1/26/17
Career: 17, vs. NJIT, 11/28/14
ACC: 6, vs. North Carolina, 1/26/17

Assists

Season: 21*, vs. Georgia Tech, 3/2/17
Career: 3*, vs. Western Kentucky, 2/26/15
ACC: 2, vs. North Carolina, 1/26/17

Steals

Season: 2*, at Duke, 2/19/17
Career: 5, at Long Beach State, 12/19/14
ACC: 2, at Duke, 2/19/17

Blocked Shots

Season: 1, at St. John's, 11/20/16
Career: 1*, at St. John's, 11/20/16
ACC: N/A

Field Goals Made

Season: 7, vs. North Carolina, 1/26/17
Career: 12, at FIU, 1/4/15
ACC: 7, vs. North Carolina, 1/26/17

Field Goal Attempts

Season: 10, vs. North Carolina, 1/26/17
Career: 21*, vs. UAB, 1/8/15
ACC: 10, vs. North Carolina, 1/26/17

Free Throws Made

Season: 4*, vs. Georgia Tech, 2/26/17
Career: 10, at Marshall, 1/17/15
ACC: 4*, vs. Georgia Tech, 2/26/17

Free Throw Attempts

Season: 4*, vs. Georgia Tech, 2/26/17
Career: 13, at Marshall, 1/17/15
ACC: 4*, vs. Georgia Tech, 2/26/17

3-Point Field Goals Made

Season: N/A
Career: 2, vs. UAB, 1/8/15
ACC: N/A

3-Point Field Goal Attempts

Season: 1*, vs. Georgia Tech, 2/26/17
Career: 4, vs. UAB, 1/8/15
ACC: 1*, vs. Georgia Tech, 2/26/17

Minutes

Season: 24, vs. North Carolina, 1/26/17
Career: 37*, vs. UAB, 1/8/15
ACC: 24, vs. North Carolina, 1/26/17

* Recorded more than once with most recent listed
! ACC Tournament game

#4

SHANESE BAILEY

35.3) and free throw percentage (77.5), as well as third in offensive rebounds (42) ... Finished fifth in Conference USA in field goal percentage, seventh in scoring and seventh in free throw percentage, one of just two players in the top seven of all three categories ... Set a career high with 37 minutes played in the season opener at UCF (11/14) and scored 10 points ... Tallied 16 points and seven rebounds in a victory at Bethune-Cookman (11/16) ... Posted a double-double with 26 points on 11-of-21 shooting and a career-high 17 rebounds, the most by an Owl all season, against NJIT (11/28), while setting a career high with three assists ... Scored 21 points and tied her career high with three assists in a win over Northeastern (11/29) ... Logged 17 points on 7-of-11 shooting in only 15 minutes in a victory over Webber International (12/6) ... Netted 16 points on 7-of-9 shooting against Long Beach State (12/19) and set a career high with five steals ... Recorded a double-double against New Mexico State (12/20) with 12 points and 12 rebounds ... Poured in a career-high 29 points on a career-best 12 made field goals (12-of-18) in a victory at FIU (1/4) ... Matched her career highs in minutes (37) and points (29) on 11-of-21 shooting in a win against UAB (1/8) and also had 11 rebounds for a double-double ... Tallied 27 points and seven rebounds against Middle Tennessee State (1/10) ... Logged 14 points and nine rebounds at Western Kentucky (1/15) ... Scored 16 points and shot 10-of-13 at the free throw line at Marshall (1/17) ... Had 25 points on 11-of-16 shooting to go along with four steals in only 18 minutes in a win over FIU (1/24) ... Netted 15 points on 7-of-11 shooting and had seven rebounds in just 18 minutes against Old Dominion (1/31) ... Recorded 24 points on 9-of-17 shooting against Louisiana Tech (2/12) ... Posted 17 points and shot 7-of-10 at the free throw line at North Texas (2/19) ... Tallied 19 points, seven rebounds and a career-high-tying three assists against Western Kentucky (2/26), while shooting 7-of-9 at the free throw line ... Had 19 points and seven rebounds in 34 minutes in a victory over Marshall (2/28) ... Scored 19 points in the C-USA Tournament opener against Louisiana Tech (3/11).

As a Freshman at Florida Atlantic (2013-14): C-USA Freshman of the Week (3/3/14)

Played in all 30 games with five starts and scored double digits seven times, including in three of the final five games of the season ... Finished second on the team in field goal percentage (48.6), third in offensive rebounds (50), fourth in rebounds per game (3.6), fourth in free throws attempted (64) and fifth in free throws made (41) ... Made her college debut at Akron (11/8), scoring two points in five minutes ... Poured in 15 points on 6-of-9 shooting in just 15 minutes in a win over Florida Memorial (11/16), also recording her first blocked shot ... Logged nine points, nine rebounds and a season-high four steals in a double overtime victory against UCF (12/13) ... Scored eight points in her first start, a win over Bethune-Cookman (1/2) ... Started and posted 11 points in a win against Rice (1/11) ... Tallied 11 points in only 13 minutes in a victory over North Texas (1/25) ... Tallied her first double-double with 14 points on 7-of-13 shooting and 10 rebounds at FIU (2/1) ... Scored a season-high 18 points on 6-of-9 shooting in just 20 minutes against Southern Miss (2/22), while also tying her season high with four steals and making the first 3-pointer of her career ... Played a season-high 24 minutes and logged a double-double with 13 points and a season-best 15 rebounds, the highest total by an Owl all season, in a win at Marshall (2/26), while also shooting 7-of-10 at the free throw line, both season highs ... Netted 11 points and pulled down seven rebounds in the first round of the C-USA Tournament against Marshall (3/11).

High School: Graduated from University Christian School ... Ranked among the top 250 prospects in her class by Collegiate Girls Basketball Report ... Listed as a three-star recruit by espnW HoopGurlz ... Scored over 1,000 points in her career ... Selected to the FABC/Source Hoops 3A All-State Team as a senior ... Named to the Florida Times-Union All-First Coast First Team as a senior, the second team as a junior and the third team as a sophomore and freshman ... Helped team to a 44-8 record over her final two seasons and won the district title both years ... Attended West Nassau High School as a freshman and led the 3A state classification in scoring ... Lettered in track and field all four years of high school and finished fourth in the 2A state high jump finals

#4

SHANESE BAILEY

as a sophomore ... Earned a letter in volleyball as a freshman ... Member of the National Honor Society.

Personal: Full name is Shaneese Renae Bailey ... First name is pronounced Shuh-NEESE ... Born Sept. 15, 1994 ... Parents are Ken and Alma Bailey ... Mother is a physical education teacher ... Has an older sister, Shayla, and an older brother, Shannon ... Cousin of former NFL players Champ Bailey, a 12-time Pro Bowl selection, and Boss Bailey ... Majoring in communication studies ... Favorite athlete is Kobe Bryant because he will do whatever it takes to win ... Best sports memory is signing with Miami ... Chose Miami because of its atmosphere of both family and competition on the court and in the classroom ... Committed to Miami over Auburn, St. John's, USF and Temple.

HURRICANES

2016-17			
Opposition	P	R	A
at Kentucky	0	2	0
vs. Albany	3	2	0
Charlotte	4	3	2
at St. John's	4	2	0
Grambling State	9	2	0
Texas Tech	2	4	0
at Ohio State	4	0	0
Old Dominion	0	3	0
Loyola Chicago	7	3	2
at FIU	0	4	0
Coppin State	2	3	2
Maine	0	1	1
Florida State	0	0	0
at Pittsburgh	6	1	0
at NC State	0	0	0
Notre Dame	0	0	0
Virginia Tech	0	0	0
at Louisville	0	0	0
at Syracuse	2	3	0
Boston College	17	6	2
at Wake Forest	5	0	0
at Florida State	6	2	0
Virginia	5	1	0
Clemson	3	2	1
at Duke	2	3	0
at Virginia Tech	0	0	0
Georgia Tech	8	0	0
vs. Georgia Tech	8	5	2
vs. Florida State	3	2	1
vs. Duke	0	0	0
FGCU	4	1	1
Quinnipiac	0	2	0

2014-15 (at Florida Atlantic)			
Opposition	P	R	A
at UCF	10	5	1
at Bethune-Cookman	16	7	0
Cleveland State	9	4	1
Western Illinois	6	1	0
NJIT	26	17	3
Northeastern	21	6	3
Webber International	17	3	2
at Colorado State	11	5	1
at Long Beach State	16	1	1
vs. New Mexico State	12	12	0
UNC-Wilmington	12	3	2
at FIU	29	4	1
UAB	29	11	0
Middle Tennessee	27	7	0
at Western Kentucky	14	9	1
at Marshall	16	5	1
FIU	25	4	0
Charlotte	10	6	1
Old Dominion	15	7	1
at UTEP	12	5	0
at UTSA	9	2	0
Louisiana Tech	24	3	2
Southern Miss	11	3	0
at North Texas	17	5	1
at Rice	-	-	-
Western Kentucky	19	4	3
Marshall	19	7	1
at UAB	13	3	2
at Middle Tennessee	5	2	0
vs. Louisiana Tech	19	3	1

2013-14 (at Florida Atlantic)			
Opposition	P	R	A
at Akron	2	1	0
at Ohio State	4	1	2
Florida Memorial	15	5	1
at Western Illinois	0	1	0
at Cleveland State	6	4	0
Georgia Southern	6	6	1
Rhode Island	4	0	0
UCF	9	9	2
vs. Abilene Christian	5	1	1
at Texas Tech	0	4	0
vs. Jacksonville	0	0	0
at UNC-Wilmington	3	3	0
Bethune-Cookman	8	4	0
at East Carolina	0	1	0
Rice	11	5	0
FIU	5	3	2
at Old Dominion	9	4	0
at Louisiana Tech	0	0	0
North Texas	11	4	0
at FIU	14	10	1
UAB	4	2	0
at Tulsa	9	4	1
Tulane	2	0	0
Middle Tennessee	0	0	0
at Charlotte	4	1	0
Southern Miss	18	4	0
at Marshall	13	15	0
at UTEP	7	8	1
UTEP	2	2	1
vs. Marshall	11	7	2

BAILEY CAREER STATISTICS		3-Point			Free Throws			Rebounds				Scoring													
Season	GP	GS	Min.	Avg.	FG	FGA	Pct	FT	FTA	Pct	Off	Def	Tot	Avg	PF	FO	Ast	TO	Blk	Stl	Pts	Avg			
2013-14*	30	5	421	14.0	70	144	.486	1	12	.083	41	64	.640	50	59	109	3.6	72	2	15	27	2	37	182	6.1
2014-15*	29	28	730	25.2	175	341	.513	12	34	.353	107	138	.775	42	112	154	5.3	80	2	29	59	1	34	469	16.2
2015-16	DNP																								
2016-17	33	2	333	10.1	36	86	.419	0	10	.000	36	43	.837	21	36	57	1.7	50	1	14	36	1	15	108	3.3
TOTAL	92	35	1484	16.1	281	571	.492	13	56	.232	184	245	.751	113	207	320	3.5	202	5	58	122	4	86	759	8.3

* - at Florida Atlantic University



#3

ENDIA BANKS

Freshman • Guard • 5-9
Duluth, Ga.
Duluth

High School: Graduated from Duluth High School ... Listed by ProspectsNation.com as a four-star recruit and the No. 53 player in the country, including the No. 13 guard and the eighth-best player in Georgia ... McDonald's All-American Game nominee ... As a senior, named the Region 6-7A Player of the Year by the league's coaches and a *Gwinnett Daily Post* Super Six selection ... Helped lead her team to the state Sweet 16 while serving as a captain ... Tabbed as a Second Team All-Region 7-6A pick following a junior year in which she averaged 13.6 points, 7.0 rebounds, 3.9 assists, 2.4 steals and 1.3 blocks per game ... Also chosen as a Second Team All-Region 6-7A pick as a sophomore ... George Rogers, the 1980 Heisman Trophy winner and first pick in the 1981 NFL Draft, also attended Duluth, as did Brian McCann of the Houston Astros and former MLB player Nick Green.

Personal: Full name is Endia Nakyra Banks ... First name is pronounced ENN-Dee-Uh ... Born Feb. 9, 1999 in Starkville, Miss. ... Parents are Dewitt Banks and Yalunda Winters ... Has two younger sisters, Olivia and London ... Intends to major in physical therapy ... Enjoys playing the piano and drawing ... Favorite athlete is LeBron James because he is a champion and it is so rare it is to find a player with his size and athleticism ... Best sports memory is defeating her top rival, Norcross High School, as a freshman ... Chose Miami because of the way the coaches treated her and the family-oriented nature of the program ... Committed to Miami over Auburn, Cincinnati and Georgia Tech.



#1
LAURA CORNELIUS

Junior • Guard • 5-8
Groningen, Netherlands
Caland Lyceum

As a Sophomore (2016-17): All-ACC Academic Team ... Miami Thanksgiving Tournament All-Tournament Team

Played in 31 of 33 games and earned six starts ... Scored in double figures 10 times, including posting 20-plus twice ... Led Miami in 3-point percentage (min. 1 3PM per game, 37.3) and placed second in assists (2.8) ... Ranked third on the team in minutes (25.8) and 3-pointers made (44) ... Finished fourth among Hurricanes in scoring (8.0), steals (1.2) and defensive rebounding (2.5), as well as tied for fifth in field goals made (87) ... Recorded the most 3-pointers made (six), 3-pointers made without a miss (six) and field goals made without a miss (eight) by a Hurricane all season ... Led or co-led Miami in scoring four times, in rebounding twice and in assists eight times ... Posted a top-10 single-season 3-point percentage for the second year in a row, tying for No. 10 in the Miami record book ... Connected on six 3-pointers in a game without a miss for the second straight season, something no other Hurricane has done even once ... Logged the 17th and 18th occurrences in program history of a Miami player making at least six 3-pointers in a game ... Lone player in the ACC all season to make eight field goals in a game without a miss and to make six 3-pointers without a miss ... Ranked No. 14 in the conference in 3-point percentage and placed No. 10 in ACC-only play (39.1) ... In conference action only, also finished No. 11 in assist/turnover ratio (1.26:1) and No. 13 in assists (3.1) ... Making her first start as a collegian, logged a career-high-tying seven assists, good for a game best, at No. 19/19 Kentucky (11/11) in the season opener ... Had a team-best 12 points on 5-of-7 shooting, plus a co-season-high three steals, tying for the game lead, in a team-high 27 minutes versus Albany (11/13) ... Missed Miami's game at St. John's (11/20) due to her participation in the 2017 FIBA EuroBasket Qualifiers with the Dutch National Team and then did not play in the following game versus Grambling State (11/25) due to a coach's decision ... Upon returning to the court, scored a game-high 22 points, then a career best, against Texas Tech (11/27), shooting 8-of-13 from the field, including 6-of-10 from long range, with both marks co-career-highs in makes ... Logged 11 points and three assists in the overtime triumph at No. 9/10 Ohio State (12/1) ... Scored 13 points versus Loyola Chicago (12/6) ... Pulled down a team-best six boards at FIU (12/16) ... Tallied a season- and game-high 24 points in just 21 minutes at Pittsburgh (1/2), hitting all eight of her field goal attempts, including finishing 6-of-6 from beyond the arc ... Scored nine points and dished out a co-game-high five assists, with just one turnover, in 34 minutes in the win at RV/No. 23 NC State (1/5) ... Posted eight points at No. 9/8 Louisville (1/15) ... Recorded a team-best six assists versus No. 7/6 Notre Dame (2/8) ... Finished with 13 points and six rebounds against No. 15/16 Virginia Tech (1/11) ... Playing a career- and game-high 36 minutes, registered 19 points, shooting 5-of-8 from 3-point range, and grabbed six boards versus North Carolina (1/26) ... Notched 15 points, tying for the team lead, against Boston College (1/29), shooting 5-of-6 from the floor, including 3-of-4 from beyond the arc ... At Wake Forest (2/2), logged eight points, a co-team-best five assists and a season-high-tying three steals ... Scored 14 points against Clemson (2/12) ... Had 10 points and a game-leading five assists at No. 13/14 Duke ... Tallied six boards at Virginia Tech (2/23) ... Scored eight points, grabbed a co-game-best five boards and tied her career high in free throws made by finishing 4-of-4 at the line versus Georgia Tech (3/2) in the ACC Tournament opener ... Logged nine points and a team-high four assists in the ACC Tournament quarterfinal win over No. 8/12 Florida State (3/3) ... Pulled down a season-best seven rebounds against FGCU (3/18) in the first

Cornelius Season / Career Highs Points

Season: 24, at Pittsburgh, 1/2/17
Career: 24, at Pittsburgh, 1/2/17
ACC: 24, at Pittsburgh, 1/2/17

Rebounds

Season: 7+, FGCU, 3/18/17
Career: 8, at North Carolina, 1/17/16
ACC: 8, at North Carolina, 1/17/16

Assists

Season: 7, at Kentucky, 11/11/16
Career: 7*, at Kentucky, 11/11/16
ACC: 7, at North Carolina, 1/17/16

Steals

Season: 3*, at Wake Forest, 2/2/17
Career: 3*, at Wake Forest, 2/2/17
ACC: 3*, at Wake Forest, 2/2/17

Blocked Shots

Season: N/A
Career: 1, at Georgia Tech, 2/11/16
ACC: 1, at Georgia Tech, 2/11/16

Field Goals Made

Season: 8*, at Pittsburgh, 1/2/17
Career: 8*, at Pittsburgh, 1/2/17
ACC: 8, at Pittsburgh, 1/2/17

Field Goal Attempts

Season: 14, vs. North Carolina, 1/26/17
Career: 14, vs. North Carolina, 1/26/17
ACC: 14, vs. North Carolina, 1/26/17

Free Throws Made

Season: 41*, vs. Georgia Tech, 3/2/17
Career: 41*, vs. Georgia Tech, 3/2/17
ACC: 3*, at Duke, 2/19/17

Free Throw Attempts

Season: 6, at Ohio State, 12/1/16
Career: 6, at Ohio State, 12/1/16
ACC: 4*, at Duke, 2/19/17

3-Point Field Goals Made

Season: 6*, at Pittsburgh, 1/2/17
Career: 6*, at Pittsburgh, 1/2/17
ACC: 6*, at Pittsburgh, 1/2/17

3-Point Field Goal Attempts

Season: 10, vs. Texas Tech, 11/27/16
Career: 10, vs. Texas Tech, 11/27/16
ACC: 8*, vs. North Carolina, 1/26/17

Minutes

Season: 36, vs. North Carolina, 1/26/17
Career: 36, vs. North Carolina, 1/26/17
ACC: 36, vs. North Carolina, 1/26/17

* Recorded more than once with most recent listed
! ACC Tournament game
+ NCAA Tournament game

HURRICANES

#1

Laura Cornelius

round of the NCAA Tournament.

As a Freshman (2015-16): Played in all 33 games, logging double-digit points in six of them ... Led the team in 3-point percentage (42.3) and finished third in 3-pointers made (47) ... Also tied for third on the team in assists (2.5) and ranked fifth in minutes (22.4) ... Posted the third-best 3-point percentage in a single season in program history ... Tied the school record with four 3-pointers made in an NCAA Tournament game ... Became the first Hurricane to make six 3-pointers in a game without a miss and was the eighth (16th occurrence) with at least a half-dozen 3-pointers in a contest ... Finished third in the ACC in 3-point percentage and also ranked third in conference-only games with a 43.6 percent clip ... Ranked fourth among ACC freshmen in assists ... One of two ACC players to make six 3-pointers in game without a miss and the only one to do so in an ACC contest ... Made her Hurricane debut against Wright State (11/13), finishing with six points and four assists in 24 minutes ... Scored eight points and dished out a game-high five assists at Old Dominion (11/17) ... Logged her first double-digit scoring game with 10 points against Milwaukee (11/27), shooting 4-of-4 from the floor and 2-of-2 at the stripe ... Tallied a co-game-high five assists to go along with two assists, her first-career multi-steal game, versus UMass Lowell (12/6) ... Scored 12 points in the win over Indiana (12/20) ... In the first ACC game of her career, shot 6-of-6 from 3-point range and 2-of-2 at the line to tally a season-high 20 points in the victory against NC State (12/30) ... Posted five assists and a season-high three steals versus Pittsburg (1/7) ... Poured in 17 points and shot 5-of-8 from 3-point range at Clemson (1/10) ... Filled the stat sheet in Miami's win at North Carolina (1/17), tallying 13 points, a team-best eight rebounds and a season- and game-high seven assists in a season-high 34 minutes ... Registered co-game-high five assists versus No. 10/10 Louisville (2/25) ... Scored 18 points on 7-of-11 shooting from the floor, including 4-of-6 from beyond the arc, in the NCAA Tournament against South Dakota State (3/19).

2016-17			
Opposition	P	R	A
at Kentucky	5	5	7
vs. Albany	12	4	2
Charlotte	6	4	4
at St. John's	-	-	-
Grambling State	-	-	-
Texas Tech	22	1	0
at Ohio State	11	5	3
Old Dominion	3	0	0
Loyola Chicago	13	0	2
at FIU	4	6	1
Coppin State	5	4	3
Maine	6	2	2
Florida State	2	5	2
at Pittsburgh	24	2	3
at NC State	9	4	5
Notre Dame	2	3	6
Virginia Tech	13	6	2
at Louisville	8	3	1
at Syracuse	0	0	2
North Carolina	19	6	4
Boston College	15	3	1
at Wake Forest	8	4	5
at Florida State	0	3	2
Virginia	0	2	2
Clemson	14	4	3
at Duke	10	4	5
at Virginia Tech	6	6	2
Georgia Tech	0	0	4
vs. Georgia Tech	8	5	3
vs. Florida State	9	1	4
vs. Duke	6	1	3
FGCU	7	7	2
Quinnipiac	2	2	3

2015-16			
Opposition	P	R	A
Wright State	6	4	4
Bethune-Cookman	6	1	2
at Old Dominion	8	4	5
at Loyola Chicago	5	0	4
at Charlotte	2	1	2
Milwaukee	10	3	2
La Salle	2	1	3
Illinois	0	2	2
Coppin State	3	2	3
UMass Lowell	3	4	5
vs. Baylor	7	1	2
vs. Indiana	12	1	3
FIU	6	1	1
NC State	20	1	0
at Virginia	7	4	2
Pittsburg	4	2	5
at Clemson	17	1	2
Wake Forest	0	3	5
at North Carolina	13	8	7
Florida State	0	2	1
at Virginia Tech	3	2	2
Syracuse	8	2	2
at Boston College	6	0	1
Duke	3	5	3
at Georgia Tech	3	1	2
at Notre Dame	0	2	0
Virginia Tech	3	2	1
Louisville	3	1	5
at Florida State	3	1	2
vs. Pittsburg	4	2	3
vs. Florida State	0	2	1
vs. Notre Dame	2	1	1
vs. South Dakota State	18	0	1

HURRICANES

High School/Prior to Miami: Graduated from Caland Lyceum ... Played for CTO Amsterdam in Women's First Division in the Netherlands ... Averaged 15.8 points, 6.1 rebounds, 3.3 assists and 2.7 steals per game in 2013-14 ... Listed by ProspectsNation.com as a five-star prospect and the third-best international prospect in her class, including the top point guard ... Named to the Women's First Division All-Star Team in 2014 and helped her team reach the playoff semifinals ... Set the CTO Amsterdam career records for points, assists and steals, as well as ranked third in rebounds ... Named the Rookie of the Year in the Dutch Eredivisie in 2012-13 after posting 12.0 points, 4.3 rebounds, 4.0 assists and 1.6 steals per game ... Helped her team advance to the playoff semifinals that season ... Recorded 6.7 points, 3.3 rebounds, 2.8 assists and 1.0 steal per game in 2011-12 ... In July 2015, led the FIBA U19 World Championship in assists (6.7) and ranked fifth in average efficiency rating (18.1) ... Part of the first Dutch team regardless of age or gender to win a top-flight medal at a European Championship, earning bronze at the FIBA U20 European Championship in July 2015 ... Ranked eighth in the tournament in 3-point percentage (42.9) and ninth in assists (2.9) ... Averaged 11.4 points per game at the FIBA U19 World Championship in July 2013 ... Selected to the All-Star Five at the FIBA U18 European Championship Division A in July 2013 after finishing first in free throw percentage (85.2), seventh in 3-point percentage (40.0), eighth in field goal percentage (42.7) and ninth in assists (3.0) ... Also played in four other FIBA competitions from 2010-15, for a total of eight.

Personal: Full name is Laura Cornelius ... Born Feb. 8, 1996 ... Parents are Ernst-Jan Cornelius and Marie-Louise Cornelius-DeJonge ... Father is an agriculture official and mother works at a law firm ... Has a younger brother, Stefan ... Intends to major in public health ... Favorite athletes are Stephen Curry because of his shooting ability and great skills, and LeBron James because of his strong mentality and athleticism ... Best sports memory is winning the bronze medal at the 2015 U20 FIBA European Championship Division A ... Chose Miami because of its basketball program and high-level academics ... Committed to Miami over Duke, Gonzaga, Iowa State and Kansas State.

CORNELIUS CAREER STATISTICS										3-Point			Free Throws			Rebounds			Scoring						
Season	GP	GS	Min.	Avg.	FG	FGA	Pct	FG	FGA	Pct	FT	FTA	Pct	Off	Def	Tot	AVG	PF	FO	AST	TO	Bk	Stl	Pts	AVG
2015-16	33	0	738	22.4	66	167	.395	47	111	.423	8	10	.800	14	53	67	2.0	55	1	84	56	1	23	187	5.7
2016-17	31	6	799	25.8	87	215	.405	44	118	.373	31	41	.756	25	77	102	3.3	59	1	88	77	0	38	249	8.0
TOTAL	64	6	1537	24.0	153	382	.401	91	229	.397	39	51	.765	39	130	169	2.6	114	2	172	133	1	61	436	6.8



#30
ERYKAH DAVENPORT

Senior • Forward/Center • 6-2
Decatur, Ga.
Tucker

As a Junior (2016-17): Miami Holiday Tournament All-Tournament Team

Played in all 33 games, starting the first 18 outings and the final 12 for a total of 30 ... Scored double-digit points nine times, including eight times in the first 12 games of the season ... Posted 10 rebounds twice and had five steals three times ... Finished with two double-doubles ... Led the Hurricanes in field goal percentage (min. 1 FGM per game, 56.5) ... Ranked second on the team in blocked shots (23), rebounding (4.9), offensive rebounding (2.0) and defensive rebounding (2.9) ... Placed third among Hurricanes in steals (1.4), fourth in field goals made (95) and fifth in both scoring (6.8) and free throws made (33) ... Paced Miami in scoring twice and led or co-led the team in rebounding seven times ... Just missed qualifying for the ACC field goal percentage leaderboard and would have finished fifth if eligible ... Had 10 points and five rebounds in the season opener at No. 19/19 Kentucky (11/11) ... Posted 10 points and a co-game-high three steals versus Albany (11/13), finishing 4-of-5 at the line ... Notched 11 points on 5-of-5 shooting to go along with a game-leading four steals and a career-high-tying two assists against Charlotte (11/16) ... Set career highs in points (team-high 16) and minutes (34) at St. John's (11/20), as well as posted co-season-highs in field goals made (six), free throws made (four) and blocks (co-game-high two), plus grabbed nine rebounds ... Marked the fourth game in a row she scored in double figures ... Shot 3-of-3 from the field and from the line to finish with nine points against Grambling State (11/25) ... Logged eight points and eight rebounds versus Texas Tech (11/27) ... Posted 10 points on 5-of-7 shooting and a co-season-high 10 rebounds, good for the team lead, in the overtime victory at No. 9/10 Ohio State (12/1), earning her first double-double in 32 minutes of action ... Totaled eight points, five rebounds, a co-season-high five steals and a co-season-high two blocks, leading all players in the latter two categories, versus Old Dominion (12/4) ... Finished with 10 points on 5-of-6 shooting to go along with a game-best nine rebounds against Loyola Chicago (12/6) ... Scored a co-game-high 15 points on 6-of-7 shooting from the field versus Coppin State (12/19) ... Registered her second double-double against Maine, tallying 10 points on 5-of-7 shooting and a game-best 10 boards, tying her season high ...

Recorded eight points and a team-leading six rebounds to go along with a co-game-high two steals at Pittsburgh (1/2) ... Had a co-game-high three steals versus No. 7/6 Notre Dame (1/8) ... Grabbed eight rebounds in the win at RV/No. 23 NC State (1/5) ... Logged a season-high-tying five steals, tied for the game lead, against Boston College (1/29) ... At Wake Forest (2/2), had eight

Davenport Season / Career Highs
Points

Season: 16, at St. John's, 11/20/16
Career: 16, at St. John's, 11/20/16
ACC: 13, at Pittsburgh, 2/1/15

Rebounds

Season: 10*, vs. Maine, 12/20/16
Career: 15, vs. Duke, 2/7/16
ACC: 15, vs. Duke, 2/7/16

Assists

Season: 2*, vs. Georgia Tech, 2/26/17
Career: 2*, vs. Georgia Tech, 2/26/17
ACC: 2*, vs. Georgia Tech, 2/26/17

Steals

Season: 5*, vs. Clemson, 2/12/17
Career: 5*, vs. Clemson, 2/12/17
ACC: 5*, vs. Clemson, 2/12/17

Blocked Shots

Season: 21*, vs. Duke, 3/4/17
Career: 5, at Loyola Chicago, 11/21/15
ACC: 2*, vs. Virginia, 2/9/17

Field Goals Made

Season: 6*, vs. Coppin State, 12/19/16
Career: 6*, vs. Coppin State, 12/19/16
ACC: 6, at Pittsburgh, 2/1/15

Field Goal Attempts

Season: 10!*, vs. Duke, 3/4/17
Career: 10!*, vs. Duke, 3/4/17
ACC: 10, at Pittsburgh, 2/1/15

Free Throws Made

Season: 4*, at Duke, 2/19/17
Career: 6, vs. Pittsburgh, 1/7/16
ACC: 6, vs. Pittsburgh, 1/7/16

Free Throw Attempts

Season: 8, at St. John's, 11/20/16
Career: 8*, at St. John's, 11/20/16
ACC: 8, vs. Pittsburgh, 1/7/16

3-Point Field Goals Made

Season: N/A
Career: N/A
ACC: N/A

3-Point Field Goal Attempts

Season: N/A
Career: 1, vs. Virginia Tech, 2/21/16
ACC: 1, vs. Virginia Tech, 2/21/16

Minutes

Season: 34, at St. John's, 11/20/16
Career: 34, at St. John's, 11/20/16
ACC: 30, at Florida State, 2/28/16

* Recorded more than once with most recent listed
! ACC Tournament game

HURRICANES

#30

ERYKAH DAVENPORT

points and a co-season-high two blocked shots, tying for the game high ... Posted nine points, a team-high-tying five rebounds and a co-season-best two blocks, good for the game lead, at fifth-ranked Florida State (2/6) ... Against Virginia (2/9), led the team with a pair of blocks, notching two for the third game in a row ... Tallied 10 points, a co-team-high five boards and a game-best five steals, tying a season high, versus Clemson (2/12) ... Finished with eight points and a career-high-tying two steals against Georgia Tech (2/26) ... Co-led all players with five rebounds versus Georgia Tech (3/2) in the ACC Tournament opener ... Notched eight rebounds in both of Miami's NCAA Tournament games, against FGCU (3/18) and Quinnipiac (3/20), tying for the team lead in the latter.

As a Sophomore (2015-16): Played in all 33 games, starting the first 11 contests and the final 10 for a total of 21 ... Scored in double figures seven times ... Lone Hurricane to tally five blocked shots in a game and tied for the most rebounds (15) and steals (five) on the team in a game all season ... Led Miami in defensive rebounds (3.6) and finished second in blocked shots (25) ... Ranked third on the team in field goal percentage (51.2) and rebounding (5.2) ... Fourth among Hurricanes in offensive rebounding (1.6) and free throws attempted (72), as well as fifth in steals (31) ... Averaged 6.2 points, scoring a total of 203 points on the season ... Made her first-career start in the season opener against Wright State (11/13) ... Nearly recorded a double-double with 10 points on 5-of-6 shooting and a co-game-high nine rebounds at Old Dominion (11/17) ... Led the Hurricanes in rebounding for the second game in a row with nine at Loyola Chicago (11/21) ... Scored 12 points, recorded four steals and blocked two shots versus La Salle (11/29) ... Recorded double-digit points in back-to-back games for the first time in her career with 10 against both Coppin State (12/4) and UMass Lowell (12/6) ... Posted 11 points in Miami's victory over FIU (12/22) ... Tallied 12 points at Clemson (1/10) ... Finished with nine points and a co-team-high seven boards at Virginia Tech (1/28) ... Led all players with eight rebounds against eventual NCAA runner-up Syracuse (2/1) ... Scored eight points and grabbed a game-high nine rebounds versus Boston College (2/4) ... Set a career best with a game-high 15 rebounds in the Hurricanes' victory over Duke (2/7), marking her fourth straight game with at least seven boards ... Logged 12 points on 5-of-7 shooting blocked a pair of shots in her first-career game in her home state when Miami won at Georgia Tech (2/11) ... Tied for the team lead with seven rebounds against Virginia Tech (2/21) ... Registered nine points, seven rebounds, a game- and career-high five steals and two blocks at No. 12/12 Florida State (2/28).

As a Freshman (2014-15): Played in all 33 games, twice scored double figures and finished second on Miami with 18 blocks ... Ranked fifth on the team with 121 rebounds on the season and had the most boards of any Hurricane in a single game with 13 in the first round of the NCAA Tournament ... Had six points, two rebounds and one block in her Hurricane debut against Oakland (11/14) ... Recorded a block in each of the first five games of her career ... Set then-career bests in points (nine), rebounds (five), field goals (four) and field goal attempts (six) in the win over Jacksonville (12/6), with her five boards tying for the team lead ... Recorded multiple blocks for the first time in her career in Miami's win over Boston College (1/4) ... Set a season high with three steals at Virginia Tech (1/11) and also had five rebounds ... Set a then-career best with a team-high seven rebounds and also played a season-high 24 minutes at No. 16/14 Duke (1/18) ... Set a new career high in rebounds for the second consecutive game, this time grabbing nine to tie for the game's top mark in the win over Virginia (1/21) ... Recorded a season-high 13 points and pulled down eight rebounds, including a career-high six on the offensive end, at Pittsburgh (2/1), while also equaling her career best with two blocks ... Had seven rebounds in the win over Virginia Tech (2/5), the fourth time in a five-game stretch she had seven-plus boards ... Posted eight points and a season-high-tying three steals in the victory at No. 23/22 Syracuse (2/12) ... Scored in double figures for the second time in her career with 10 points against No. 17/14 North Carolina (2/22), giving her 100 points as a Hurricane ... Led all players with a season-high 13 rebounds in the win over No. 6 seed Washington (3/20) in the first round of the NCAA Tournament, with the 13 boards placing her tied for seventh in program history in NCAA Tournament action, her five offensive rebounds tied for eighth and eight defensive boards tied for sixth ... Became the eighth player in program history

#30

ERYKAH DAVENPORT

with a block in multiple NCAA Tournament games when she recorded one in the second round against third-seeded Iowa (3/22).

High School: Graduated from Tucker High School ... Averaged 15.0 points, 10.0 rebounds, 6.0 assists and 4.0 steals per game as a senior, leading her team in scoring, rebounding and steals ... Ranked as a three-star prospect and top-25 forward recruit by ESPN HoopGurlz ... Selected as the 5A Georgia Player of the Year as a senior ... Team captain and team MVP as both a junior and senior ... Won the first state title in school history as a senior, finishing the season with a 27-4 record ... Averaged 16

points and nine rebounds as a junior ... Named all-state as a sophomore and junior ... Received a varsity letter in basketball all four years of high school ... Played on the volleyball team as a junior and senior ... Junior class president ... Graduated with honors distinction ... Member of the beta club ... Part of the Cupcake Kids, a volunteer organization ... High school prom queen ... Notable Tucker alumni in athletics include Dwayne Harris of the New York Giants and former NBA player MarShon Brooks, who now plays in China.

Personal: Full name is Erykah Joyn'e Davenport ... First name is pronounced like Erica ... Nickname is "E" ... Born July 24, 1996 ... Mother is Quovadis Davenport ... Has an older brother, Erus ... Majoring in broadcast journalism ... Enjoys singing and taking pictures ... Favorite athlete is Érika de Souza of the Atlanta Dream.

2016-17			
Opposition	P	R	A
at Kentucky	10	5	0
vs. Albany	10	4	1
Charlotte	11	4	2
at St. John's	16	9	1
Grambling State	9	2	0
Texas Tech	8	8	1
at Ohio State	10	10	0
Old Dominion	8	5	0
Loyola Chicago	10	9	0
at FIU	4	5	0
Coppin State	15	4	0
Maine	11	10	1
Florida State	0	1	0
at Pittsburgh	8	6	1
at NC State	3	8	0
Notre Dame	2	5	0
Virginia Tech	2	0	0
at Louisville	2	5	0
at Syracuse	0	2	0
North Carolina	4	4	0
Boston College	2	4	0
at Wake Forest	8	4	0
at Florida State	9	5	0
Virginia	6	1	0
Clemson	10	5	1
at Duke	6	2	0
at Virginia Tech	5	5	1
Georgia Tech	8	2	2
vs. Georgia Tech	7	5	0
vs. Duke State	6	2	1
vs. Florida	4	5	0
FGCU	4	8	0
Quinnipiac	5	8	0

2015-16			
Opposition	P	R	A
Wright State	2	4	0
Bethune-Cookman	6	6	1
at Old Dominion	10	9	0
at Loyola Chicago	6	9	2
at Charlotte	3	4	0
Milwaukee	8	6	0
La Salle	12	3	1
Illinois	6	1	0
Coppin State	10	7	0
UMass Lowell	10	5	0
vs. Baylor	2	2	0
vs. Indiana	2	5	0
FIU	11	4	1
NC State	0	5	0
at Virginia	9	5	0
Pittsburgh	6	4	1
at Clemson	12	4	0
Wake Forest	2	2	0
at North Carolina	4	5	1
Florida State	2	2	2
at Virginia Tech	9	7	0
Syracuse	2	8	0
at Boston College	8	9	1
Duke	6	15	1
at Georgia Tech	12	4	0
at Notre Dame	4	2	0
Virginia Tech	5	7	2
Louisville	7	2	0
at Florida State	9	7	0
vs. Pittsburgh	6	5	1
vs. Florida State	4	8	0
vs. Notre Dame	8	4	0
vs. South Dakota State	0	2	0

2014-15			
Opposition	P	R	A
Oakland	6	2	0
at Middle Tennessee	0	2	0
North Florida	2	4	0
Arizona State	4	2	0
Illinois State	5	2	0
Tulsa	0	0	0
Wisconsin	0	2	0
Jacksonville	9	5	1
Coppin State	5	5	0
vs. UCLA	4	4	0
at Tulane	4	0	0
Florida A&M	1	5	0
LSU	0	1	0
Boston College	7	4	0
Notre Dame	0	0	0
at Virginia Tech	2	5	0
Clemson	2	2	0
at Duke	4	7	1
Virginia	3	9	0
at Louisville	0	2	0
at Pittsburgh	13	8	0
Virginia Tech	5	7	0
at Florida State	2	3	0
at Syracuse	8	5	0
Georgia Tech	0	3	0
at NC State	4	3	1
North Carolina	10	3	0
at Wake Forest	4	2	0
Florida State	5	3	0
vs. Virginia	0	2	0
vs. Notre Dame	1	3	0
vs. Washington	6	13	1
at Iowa	0	3	0

HURRICANES

DAVENPORT CAREER STATISTICS																												
Season	GP	GS	Min.	Avg.	FG	FGA	Pct	3-Point	FG	FGA	Pct	Free Throws	FT	FTA	Pct	Rebounds	Off	Def	Tot	Avg	PF	FO	Ast	TO	Blk	Stl	Pts	Avg
2014-15	33	0	409	12.4	50	114	.439	0	0	.000	16	37	.432	47	74	121	3.7	76	2	4	48	18	21	116	3.5			
2015-16	33	21	591	17.9	83	162	.512	0	1	.000	37	72	.514	53	119	172	5.2	80	3	14	53	25	31	203	6.2			
2016-17	33	30	609	18.5	95	168	.565	0	0	.000	33	60	.550	65	97	162	4.9	86	3	13	50	23	45	223	6.8			
TOTAL	99	51	1609	16.3	228	444	.514	0	1	.000	86	169	.521	165	290	455	4.6	242	8	31	151	66	97	542	5.5			



#51
SERENA-LYNN GELDOLF

Sophomore • Center • 6-6
Ostend, Belgium
KA Redingenhof Leuven

As a Freshman (2016-17): Played in 12 games and ended the year with 17 points, 16 rebounds and four blocked shots ... Shot 53.8 percent from the floor, connecting on seven of her 13 field goal attempts ... Made all three of her free throws ... Debuted with a co-season-high three rebounds and one blocked shot against Albany (11/13) ... Notched her first three points, plus two rebounds, versus Grambling State (11/25) in her first home appearance ... Logged two points and two rebounds in a season-high eight minutes against Coppin State (12/19) ... Had two points and one rebound at Pittsburgh (1/2) in her first ACC action ... Scored a season-best four points and pulled down a pair of rebounds at RV/No. 24 Syracuse (1/22) ... Recorded two points and season-high-tying three boards against Clemson (2/12).

High School/Prior to Miami: Graduated from KA Redingenhof Leuven ... Ranked by ProspectsNation.com as a four-star recruit and the No. 18 international player in her class, including fifth among post players ... Averaged 8.1 points and 8.3 rebounds per game at the U20 FIBA European Championship Division A in July 2016 ... Tallied 10.2 points, 8.1 rebounds and 2.1 blocks per contest at the FIBA U18 European Championship Division A in August 2015 ... Led all players in the event in blocks per game and single-game blocks (five), plus ranked ninth in defensive rebounds per contest (5.9) ... Notched 8.7 points and 6.1 rebounds a game at the FIBA U19 World Championship in July 2015 ... Averaged 10.8 points, 6.8 rebounds and 3.8 blocks an outing at the FIBA U16 European Championship Division A in July 2013 ... Logged two double-doubles in the tournament, led all players in blocks per game and single-game blocks (10), as well as finished fourth in field goal percentage (45.7) ... Also played in three other FIBA tournaments with Belgium from 2012-16 for a total of seven ... Participated in the EuroCup with the Lotto Young Cats in both 2014 and 2015 ... Soccer player Dries Mertens of the Belgian Men's

Geldof Season / Career Highs
Points

Season: 4, at Syracuse, 1/22/17
Career: 4, at Syracuse, 1/22/17
ACC: 4, at Syracuse, 1/22/17

Rebounds

Season: 3*, vs. Clemson, 2/12/17
Career: 3*, vs. Clemson, 2/12/17
ACC: 3, vs. Clemson, 2/12/17

Assists

Season: N/A
Career: N/A
ACC: N/A

Steals

Season: 1*, at Syracuse, 1/22/17
Career: 1*, at Syracuse, 1/22/17
ACC: 1, at Syracuse, 1/22/17

Blocked Shots

Season: 1*, at FIU, 12/16/16
Career: 1*, at FIU, 12/16/16
ACC: N/A

Field Goals Made

Season: 2, at Syracuse, 1/22/17
Career: 2, at Syracuse, 1/22/17
ACC: 2, at Syracuse, 1/22/17

Field Goal Attempts

Season: 2*, vs. Clemson, 2/12/17
Career: 2*, vs. Clemson, 2/12/17
ACC: 2*, vs. Clemson, 2/12/17

Free Throws Made

Season: 2, vs. Clemson, 2/12/17
Career: 2, vs. Clemson, 2/12/17
ACC: 2, vs. Clemson, 2/12/17

Free Throw Attempts

Season: 2, vs. Clemson, 2/12/17
Career: 2, vs. Clemson, 2/12/17
ACC: 2, vs. Clemson, 2/12/17

3-Point Field Goals Made

Season: N/A
Career: N/A
ACC: N/A

3-Point Field Goal Attempts

Season: N/A
Career: N/A
ACC: N/A

Minutes

Season: 8, vs. Coppin State, 12/19/16
Career: 8, vs. Coppin State, 12/19/16
ACC: 6, at Pittsburgh, 1/2/17

* Recorded more than once with most recent listed

#51

SERENA-LYNN GELDOLF

National Team and former Alabama men’s basketball player Retin Obasohan also attended KA Redingenhof Leuven.

Personal: Full name is Serena-Lynn Petra G Geldof ... The “G” in her middle name is for her godfather, whose name is Guy ... Goes by Serena ... Born March 2, 1997 ... Parents are Paul Covemaecker and Sandra Geldof ... Father is a mechanist and mother is a physiotherapist ... Has an older stepbrother, Vic ... Intends to major in forensic science ... Career goal is to be a forensic scientist for the police ... Enjoys swimming, lifeguarding and reading ... Favorite athletes are Ann Wauters and Emma Meesseman because they are Belgian centers who played in the WNBA ... Best sports memory is winning a tournament in Vienna ... Chose Miami because of the coaching staff, the vibe of the team and Katie Meier’s familiarity with playing overseas ... Committed to Miami over Illinois.

2016-17		
Opposition	P	A
at Kentucky	-	-
vs. Albany	0	3
Charlotte	0	1
at St. John’s	3	2
Grambling State	-	-
Texas Tech	-	-
at Ohio State	-	-
Old Dominion	-	-
Loyola Chicago	2	0
at FIU	2	2
Coppin State	2	1
Maine	0	1
Florida State	-	-
at Pittsburgh	2	1
at NC State	-	-
Notre Dame	-	-
Virginia Tech	-	-
at Louisville	-	-
at Syracuse	4	2
North Carolina	-	-
Boston College	-	-
at Wake Forest	0	0
at Florida State	-	-
Virginia	-	-
Clemson	2	3
at Duke	-	-
at Virginia Tech	-	-
Georgia Tech	0	0
vs. Georgia Tech	-	-
vs. Florida State	-	-
vs. Duke	-	-
FGCU	-	-
Quinnipiac	-	-

HURRICANES

GELDOLF CAREER STATISTICS																									
Season	GP	GS	Min.	Avg.	3-Point			Free Throws			Rebounds			Scoring											
					FG	FGA	Pct	FG	FGA	Pct	FT	FTA	Pct	Off	Def	Tot	Avg	PF	FO	Ast	TO	Blk	Stl	Pts	Avg
2016-17	12	0	52	4.3	7	13	.538	0	0	.000	3	3	1,000	7	9	16	1.3	11	0	0	4	4	3	17	1.4
TOTAL	12	0	52	4.3	7	13	.538	0	0	.000	3	3	1,000	7	9	16	1.3	11	0	0	4	4	3	17	1.4



#5

MYKEA GRAY

Freshman • Guard • 5-4
 Upper Marlboro, Md.
 National Christian Academy

High School: Graduated from SHABACH! Christian Academy Homeschool and played basketball for National Christian Academy ... Listed by ProspectsNation.com as a four-star recruit, the No. 60 overall player and the No. 16 point guard ... Ranked as a four-star prospect and the No. 69 prospect in the country by espnW HoopGurlz, as well as the No. 14 point guard and third-best player in Maryland ... Two-time *Washington Post* First Team All-Met selection and a McDonald's All-American Game nominee ... Averaged 18.9 points per game as a senior, helping her team to a 25-7 record and a No. 3 finish in the *Washington Post's* area rankings ... Tabbed as the Maryland Gatorade Player of the Year and a *USA TODAY* First Team All-State pick as a junior ... Logged 18.1 points, 4.2 assists and 2.9 assists, as her team finished a perfect 30-0 ... Attended Capital Christian Academy as a freshman ... Member of the honor society ... Played on the AAU circuit with the Fairfax Stars and won the Nike EYBL championship in 2015 ... Dante Taylor, a 2013 McDonald's All-American, also played for National Christian Academy, as did Kevin Durant for his first two years of high school.

Personal: Full name is Mykea Denise Gray ... First name is pronounced My-KEY-Uh ... Nickname is Kea ... Born May 19, 1998 ... Parents are Michael II and Nakia Gray ... Father is a realtor and mother is a lawyer ... Has a younger brother, Michael III ... Intends to major in criminal justice ... Career goal is to be an FBI agent ... Enjoys dancing and listening to music ... Favorite athlete is Kyrie Irving because of how difficult he is to guard ... Best sports memory is hitting a game-winning shot at the buzzer while playing up in age as a seventh grader and hugging her dad afterwards ... Chose Miami because it was the best school she visited in terms of the combination of academics and basketball ... Committed to Miami over DePaul, George Washington, Georgia, Penn State, Rhode Island, Seton Hall, USF and Temple.



#0
KEYANNA HARRIS

Senior • Forward • 6-0
Riviera Beach, Fla.
William T. Dwyer

As a Junior (2016-17): Played in all 33 games and started 27, including each of the final 12 ... Averaged 4.8 points, 3.5 rebounds, 1.0 assist and 1.8 steals in 20.1 minutes per game ... Recorded double-digit points four times ... Placed second on the team in steals, plus fourth in rebounding and offensive rebounding (1.5) ... Ranked fifth on Miami in both assists, blocks and minutes ... Led or co-lead the Hurricanes in rebounding five times and co-lead the team in assists once ... Became the fourth player in program history to make multiple 3-pointers in an NCAA Tournament game without a miss ... Scored 11 points on 5-of-10 shooting and grabbed four rebounds versus Albany (11/13) ... Registered a game- and career-high nine rebounds and a co-season-high three assists in a team-best 27 minutes against Charlotte (11/16) in the home opener ... Grabbed five rebounds and a co-game-high two steals at St. John's (11/20) in the first start of her career ... Posted seven points, a game-high eight rebounds and a game-best four steals in 26 minutes versus Grambling State (11/25) ... Had eight points, six boards in the overtime victory at No. 9/10 Ohio State (12/1), shooting 2-of-2 from beyond the arc for her first outing with multiple made 3-pointers ... Notched six points and five rebounds at FIU (12/16) ... Totaled six points, four rebounds and a co-game-high three steals versus Coppin State (12/19) ... Tallied nine points against Maine (12/20) ... Posted five points, four rebounds, a season-high-tying three assists, good for the team lead, and a co-team-high two steals versus seventh-ranked Florida (12/29) ... Grabbed a co-team-best six rebounds at Pittsburgh (1/2) ... Set career highs in points (17), field goals made (six) and free throws made (four) versus North Carolina (1/26), finishing 6-of-9 from the field and 4-of-4 at the line in 27 minutes of court time ... Logged four rebounds and a game-high-tying five steals against Boston College (1/29) ... Put up 10 points at Wake Forest (2/2) ... Tallied eight points, five rebounds and a game-leading five steals versus Virginia (2/9) ... Recorded six points and a co-team-high five rebounds against Clemson (2/12) ... Registered five points and six boards at Virginia Tech (2/23) ... Tied a career best with a game-high two blocked shots in a career-high 29 minutes versus FGCU (3/18) in the opening round of the NCAA Tournament, also tying for the game lead with two steals ... Finished with 10 points on 4-of-5 shooting, including making both of her 3-pointers, against Quinnipiac (3/20) in the second round of the NCAA Tournament, plus tallied a co-game-high two steals.

As a Sophomore (2015-16): Played in 32 of 33 games ... Averaged 2.9 points and 1.9 rebounds ... Tallied 22 steals ... Shot 26-of-39 at the free throw line ... Ranked fourth on the team in free throw percentage (min. 1 FTA per game, 66.7) ... Recorded her first double-digit scoring game with 10 points on a career-high five made field goals at Charlotte (11/23) ... Set a career best with five rebounds against Milwaukee (11/27) ... Posted 10 points for the second time

Harris Season / Career Highs

Points

Season: 17, vs. North Carolina, 1/26/17
Career: 17, vs. North Carolina, 1/26/17
ACC: 17, vs. North Carolina, 1/26/17

Rebounds

Season: 9, vs. Charlotte, 11/16/16
Career: 9, vs. Charlotte, 11/16/16
ACC: 6*, at Virginia Tech, 2/23/17

Assists

Season: 3*, vs. Notre Dame, 1/8/17
Career: 4, vs. FIU, 12/22/15
ACC: 3*, vs. Notre Dame, 1/8/17

Steals

Season: 5*, vs. Virginia, 2/9/17
Career: 5*, vs. Virginia, 2/9/17
ACC: 5*, vs. Virginia, 2/9/17

Blocked Shots

Season: 2+, FGCU, 3/18/17
Career: 2+, FGCU, 3/18/17
ACC: 1*, vs. Georgia Tech, 2/26/17

Field Goals Made

Season: 6, vs. North Carolina, 1/26/17
Career: 6, vs. North Carolina, 1/26/17
ACC: 6, vs. North Carolina, 1/26/17

Field Goal Attempts

Season: 12, at Wake Forest, 2/2/17
Career: 12, at Wake Forest, 2/2/17
ACC: 12, at Wake Forest, 2/2/17

Free Throws Made

Season: 4, vs. North Carolina, 1/26/17
Career: 4*, vs. North Carolina, 1/26/17
ACC: 4, vs. North Carolina, 1/26/17

Free Throw Attempts

Season: 4*, vs. North Carolina, 1/26/17
Career: 6, vs. Louisville, 2/25/16
ACC: 6, vs. Louisville, 2/25/16

3-Point Field Goals Made

Season: 2+*, vs. Quinnipiac, 3/20/17
Career: 2+*, vs. Quinnipiac, 3/20/17
ACC: 1*, vs. Georgia Tech, 2/26/17

3-Point Field Goal Attempts

Season: 4, vs. Albany, 11/13/16
Career: 4, vs. Albany, 11/13/16
ACC: 2*, vs. Georgia Tech, 2/26/17

Minutes

Season: 29+, FGCU, 3/19/17
Career: 29+, FGCU, 3/19/17
ACC: 28, vs. Georgia Tech, 2/26/17

* Recorded more than once with most recent listed
+ NCAA Tournament game

HURRICANES

#0

KEYANNA HARRIS

in her career a win against Coppin State (12/4), while also matching her career best with five rebounds and shooting 4-of-5 at the stripe... Scored eight points against UMass Lowell (12/6) ... Logged a career-high and co-game-high four assists in a career-best 21 minutes the Hurricanes' victory over FIU (12/22) and also shot 4-of-4 at the line ... Posted three steals in a game for the first time against No. 10/10 Louisville (2/25), while also setting a career high with six free throws attempted ... Scored six points in Miami's NCAA Tournament game versus South Dakota State (3/19).

As a Freshman (2014-15):

Played in 23 games and finished the season with 25 points, 15 rebounds, 14 steals and eight assists ... Connected on 8-of-11 free throws in her first season at Miami ... Made her Hurricane debut against Oakland (11/14), recording two steals ... Posted the first points, rebound and assist of her career in the win over North Florida (11/21) ... Set several season highs against Illinois State (11/28), including minutes (17), points (nine), assists (three), field goals made (four) and field goal attempts (five), as well recorded her first block and made 3-pointer ... Scored her first career points in ACC play at No. 9/8 Florida State (2/8) ... Scored five points, the second-most of her season, to help Miami to a win at No. 23/22 Syracuse (2/12) ... Had three assists at Wake Forest (2/26), tying for the team lead and matching her season high, while also setting season bests in free throws made (three) and attempted (three).

High School:

Graduated from William T. Dwyer High School ... Averaged 20.4 points, 9.3 rebounds, 4.1 assists and 5.3 steals as a senior ... Ranked as a three-star prospect and a top-25 forward recruit by ESPN HoopGurlz ... McDonald's All-American Game nominee ... Named the *Palm Beach Post* Large Schools Player of the Year as a junior, as well as the *Sun Sentinel* 8A Player of the Year ... Palm Beach County Athletic Association First Team selection as a junior ... Won a district title and finished as the state runner-up her junior year ... First team all-conference as a sophomore ... Second team all-county and Outstanding Rookie of the Year as a freshman ... Member of the track and field team ... Set the school record in the high jump and made regionals ... Named to the honor roll ... Notable Dwyer alumni in athletics include Alonzo Gee of the New Orleans Pelicans and Matt Elam of the Baltimore Ravens.

Personal:

Full name is Keyanna Renika Harris ... Nickname is Keke ... Born Feb. 14, 1995 ... Parents are Lamar and Beverly Harris ... Has an older sister, Shamar, and an older brother, Chris ... Sister played basketball at Lynn University ... Cousin of former NBA player Jumaine Jones ... Majoring in criminology ... Loves to dance ... Lists former Miami All-American Shensei Johnson, a current standout with the Indiana Fever, as her role model and favorite athlete.

2016-17			
Opposition	P	R	A
at Kentucky	4	3	0
vs. Albany	11	4	0
Charlotte	2	9	3
at St. John's	2	5	0
Grambling State	7	8	3
Texas Tech	4	5	1
at Ohio State	8	6	1
Old Dominion	2	3	3
Loyola Chicago	4	3	1
at FIU	6	5	1
Coppin State	6	4	2
Maine	9	2	0
Florida State	5	4	3
at Pittsburgh	2	6	1
at NC State	6	3	0
Notre Dame	2	2	3
Virginia Tech	3	2	1
at Louisville	0	0	0
at Syracuse	0	0	0
North Carolina	17	1	2
Boston College	0	4	2
at Wake Forest	10	3	1
at Florida State	0	1	0
Virginia	8	5	1
Clemson	6	5	1
at Duke	6	2	0
at Virginia Tech	5	6	0
Georgia Tech	3	2	0
vs. Georgia Tech	3	1	0
vs. Florida State	4	3	2
vs. Duke	0	2	1
FGCU	4	3	1
Quinnipiac	10	5	0

2015-16			
Opposition	P	R	A
Wright State	4	1	0
Bethune-Cookman	0	1	2
at Old Dominion	2	1	1
at Loyola Chicago	2	2	0
at Charlotte	10	3	0
Milwaukee	4	5	0
La Salle	3	2	0
Illinois	0	0	0
Coppin State	10	5	1
UMass Lowell	8	2	2
vs. Baylor	0	0	0
vs. Indiana	2	0	0
FIU	4	4	4
NC State	2	2	1
at Virginia	0	2	1
Pittsburgh	5	4	0
at Clemson	0	3	2
Wake Forest	0	1	0
at North Carolina	5	2	0
Florida State	1	0	2
at Virginia Tech	3	0	0
Syracuse	2	3	0
at Boston College	2	2	1
Duke	0	3	0
at Georgia Tech	2	1	1
at Notre Dame	3	1	0
at Virginia Tech	2	1	0
Louisville	5	4	0
at Florida State	-	-	-
vs. Pittsburgh	2	1	0
vs. Florida State	0	2	0
vs. Notre Dame	4	1	0
vs. South Dakota State	6	3	1

2014-15			
Opposition	P	R	A
Oakland	0	0	0
at Middle Tennessee	0	0	0
North Florida	2	1	1
Arizona State	-	-	-
Illinois State	9	2	3
Tulsa	0	1	0
Wisconsin	0	0	0
Jacksonville	2	2	0
Coppin State	2	1	1
vs. UCLA	-	-	-
at Tulane	0	0	0
Florida A&M	0	2	0
LSU	-	-	-
Boston College	0	0	0
Notre Dame	-	-	-
at Virginia Tech	0	0	0
Clemson	0	1	0
at Duke	0	1	0
Virginia	0	0	0
at Louisville	-	-	-
at Pittsburgh	0	1	0
Virginia Tech	0	1	0
at Florida State	2	1	0
at Syracuse	5	0	0
Georgia Tech	0	0	0
at NC State	0	1	0
North Carolina	-	-	-
at Wake Forest	3	0	3
Florida State	0	0	0
vs. Virginia	-	-	-
vs. Notre Dame	-	-	-
vs. Washington	-	-	-
at Iowa	-	-	-

HURRICANES

HARRIS CAREER STATISTICS													3-Point			Free Throws			Rebounds			Scoring			
Season	GP	GS	Min.	Avg.	FG	FGA	Pct	FT	FTA	Pct	Off	Def	Tot	Avg	PF	FO	Ast	TO	Blk	Slt	Pts	Avg			
2014-15	23	0	148	6.4	8	23	.348	1	5	.200	8	11	.727	6	9	15	0.7	24	0	8	14	2	14	25	1.1
2015-16	32	0	361	11.3	33	87	.379	1	18	.056	26	39	.667	25	37	62	1.9	45	0	19	27	7	22	93	2.9
2016-17	33	27	662	20.1	65	153	.425	10	37	.270	19	35	.543	48	69	117	3.5	56	1	34	49	11	48	159	4.8
TOTAL	88	27	1171	13.3	106	263	.403	12	60	.200	53	85	.624	79	115	194	2.2	125	1	61	90	20	84	277	3.1



#21 EMESE HOF

Junior • Forward/Center • 6-3
Utrecht, Netherlands
Caland Lyceum

As a Sophomore (2016-17): All-ACC Academic Team

Played in 31 of 33 games, making three starts ... Registered double-digit points eight times ... Led Miami in blocked shots (31) ... Placed third in field goal percentage (min. 1 FGM per game, 51.5), rebounding (4.1) and defensive rebounding (2.8) ... Also ranked fifth on the team in offensive rebounding (1.4) and free throws attempted (45), plus tied for fifth in field goals made (87) ... Topped Miami in scoring once, led or co-led the Hurricanes in rebounding seven times and tied for the lead in assists once ... Tied for No. 13 in the ACC in blocks per game (1.0) ... In ACC play only, shot 53.8 percent, good for the seventh-best mark in the conference ... Also tied for No. 13 in ACC-only action with 1.1 blocks per outing ... Logged eight points and five rebounds in the home opener against Charlotte (11/16) ... Missed Miami's game at St. John's (11/20) due to her participation in the 2017 FIBA EuroBasket Qualifiers with the Dutch National Team and then did not play in the following game versus Grambling State (11/25) due to injury ... Recorded a co-season-high three blocked shots, good for the game lead, against Loyola Chicago (12/6) ... Had eight points and six rebounds versus Coppin State (12/19) ... Registered 12 points on 5-of-7 shooting to go along with six rebounds and a game-best two blocks against seventh-ranked Florida State (12/29) ... Notched eight points and a career-high-tying four assists, matching the team high, at Pittsburgh (1/2) ... Posted 11 points and a team-leading six rebounds in a co-season-best 26 minutes versus No. 7/6 Notre Dame (1/8) ... Logged a co-season-best 14 points to go along with a team- and season-high seven rebounds against No. 15/16 Virginia Tech (1/11), connecting on a season-high seven field goals ... Totaled 10 points on 5-of-7 shooting, plus five rebounds, in a season-high-tying 26 minutes of action at No. 9/8 Louisville (1/15) ... Scored in double figures for the fourth straight game with a co-team-best 12 points at RV/No. 24 Syracuse (1/22) in her first start of the year ... Started against North Carolina (1/26) and finished with eight points, five rebounds and a game-high two blocked shots ... Pulled down a season-best nine rebounds at Wake Forest (2/2) to lead all Hurricanes ... Tied for the team lead with five boards at fifth-ranked Florida State (2/6) ... Posted a team-high five rebounds and season-best three steals, tied for the game lead, at No. 13/14 Duke (2/19) ... Recorded 12 points, six rebounds and a co-game-high two blocks at Virginia Tech (2/23) ... Blocked a co-season-high three shots, good for the game lead, and grabbed six boards against Georgia Tech (2/26) ... Shot 7-of-11 in the ACC Tournament opener versus Georgia Tech (3/2), tying season bests in field goals made, points (14) and blocked shots (three), leading all players in blocks ... Tallied a season-high-tying 14 points against FGCU (3/18) in the opening round of the NCAA Tournament.

As a Freshman (2015-16): All-ACC Academic Team

Played in 33 games, starting 12 of them ... Scored in double figures 12 times and tallied a pair of double-doubles ... Led the Hurricanes in field goal percentage (54.2), offensive rebounding (2.2) blocked shots (42) ... Ranked second on the team in rebounding (5.5), free throws made (50) and free throws attempted (81) ... Fourth on Miami in scoring (8.6) and field goals made (117) ... Scored the most points (26) and tied for the most rebounds (15) by a Hurricane all season ... Recorded the fourth-best single-season field goal percentage in program history, as well as the No. 10 single-season blocks total ... Tied the program record with four blocked shots in an NCAA Tournament game ... Became the first Hurricane in the Katie Meier era to log 15

Hof Season / Career Highs

Points

Season: 14+*, FGCU, 3/18/17
 Career: 26, vs. Indiana, 12/20/15
 ACC: 15, vs. Virginia Tech, 2/21/16

Rebounds

Season: 9, at Wake Forest, 2/2/17
 Career: 15, at Charlotte, 11/23/15
 ACC: 9, at Wake Forest, 2/2/17

Assists

Season: 4, at Pittsburgh, 1/2/17
 Career: 4*, at Pittsburgh, 1/2/17
 ACC: 4, at Pittsburgh, 1/2/17

Steals

Season: 3, vs. Georgia Tech, 2/26/17
 Career: 4, vs. La Salle, 11/29/15
 ACC: 3, vs. Georgia Tech, 2/26/17

Blocked Shots

Season: 31*, vs. Georgia Tech, 3/2/17
 Career: 4*, vs. South Dakota State, 3/19/16
 ACC: 4, vs. Pittsburgh, 1/7/16

Field Goals Made

Season: 71*, vs. Georgia Tech, 3/2/17
 Career: 10, vs. Indiana, 12/20/15
 ACC: 7, vs. Virginia Tech, 1/11/17

Field Goal Attempts

Season: 13, vs. Virginia Tech, 1/11/17
 Career: 14+, vs. South Dakota State, 3/19/16
 ACC: 13, vs. Virginia Tech, 1/11/17

Free Throws Made

Season: 4+, FGCU, 3/18/17
 Career: 9, vs. Virginia Tech, 2/21/16
 ACC: 9, vs. Virginia Tech, 2/21/16

Free Throw Attempts

Season: 6+, FGCU, 3/18/17
 Career: 11, vs. Virginia Tech, 2/21/16
 ACC: 11, vs. Virginia Tech, 2/21/16

3-Point Field Goals Made

Season: N/A
 Career: N/A
 ACC: N/A

3-Point Field Goal Attempts

Season: N/A
 Career: 1+, vs. South Dakota State, 3/19/16
 ACC: N/A

Minutes

Season: 26*, at Louisville, 1/15/17
 Career: 321, vs. Florida State, 3/4/16
 ACC: 31, vs. Virginia Tech, 2/21/16

* Recorded more than once with most recent listed
 ! ACC Tournament game
 + NCAA Tournament game

#21

EMESE HOF

rebounds in a game away from home ... Ranked fifth in the ACC in field goal percentage ... Also finished No. 11 in the ACC in blocked shots (1.3) and tied for No. 12 in conference-only games (1.1) ... Ranked second among ACC freshmen in both field goal percentage and blocked shots ... Also finished sixth among ACC freshmen in rebounding and No. 12 (min. 10 games played) in scoring ... Tied for the third-best field goal percentage at the 2016 ACC Tournament (71.4, 15-of-21) ... Made her Miami debut with six points and eight rebounds versus Wright State (11/13) ... Recorded eight points, the first three steals of her career and her first multi-block game at Old Dominion (11/17) ... Tallied her first double-digit scoring game with 14 points at Loyola Chicago (11/21), shooting 6-of-6 from the floor and 2-of-2 at the line, to go along with seven rebounds ... Registered her first double-double with 11 points and a season- and game-high 15 rebounds at Charlotte (11/23) ... Against La Salle (11/29), scored 12 points, shot 4-of-4 at the stripe and set season highs in assists (four) and steals (four) ... Logged 13 points on 6-of-10 shooting in the win over Illinois (12/2) ... Posted 11 points versus UMass Lowell (12/6) ... In the first start of her career, against Indiana (12/20), poured in a team-high 26 points and a game-high 14 rebounds for her second-career double-double, while shooting 10-of-13 from the floor and 6-of-7 from the line ... Recorded eight points, eight rebounds and a game-high four steals against Pittsburgh (1/7) ... Shot 5-of-5 in the victory at North Carolina (1/17) to finish with 10 points ... Tallied 12 points at third-ranked Notre Dame (2/14) ... Scored 15 points, pulled down a co-team-high seven boards and set season bests in free throws made (nine) and attempted (11) ... Registered 11 points in the ACC Tournament against Pittsburgh (3/3) ... Scored 15 points on 7-of-10 shooting in a season-best 32 minutes played in the ACC Tournament quarterfinal win versus No. 14/10 Florida State (3/4) ... Scored 17 points and tied her season high with four blocks in the NCAA Tournament against South Dakota State (3/19).

2016-17			
Opposition	P	R	A
at Kentucky	2	0	0
vs. Albany	4	5	1
Charlotte	8	5	1
at St. John's	-	-	-
Grambling State	-	-	-
Texas Tech	2	2	0
at Ohio State	5	3	0
Old Dominion	3	6	1
Loyola Chicago	2	3	1
at FIU	1	3	0
Coppin State	8	6	1
Maine	6	2	1
Florida State	12	6	2
at Pittsburgh	8	1	4
at NC State	6	2	0
Notre Dame	11	6	0
Virginia Tech	14	7	1
at Louisville	10	5	1
at Syracuse	12	4	2
North Carolina	8	5	2
Boston College	0	3	0
at Wake Forest	4	9	0
at Florida State	4	5	0
Virginia	0	1	0
Clemson	5	1	0
at Duke	4	5	3
at Virginia Tech	12	6	2
Georgia Tech	3	6	0
vs. Georgia Tech	14	5	2
vs. Florida State	6	6	0
vs. Duke	7	3	0
FGCU	14	5	1
Quinnipiac	6	2	0

2015-16			
Opposition	P	R	A
Wright State	6	8	1
Bethune-Cookman	0	1	0
at Old Dominion	8	8	1
at Loyola Chicago	14	7	2
at Charlotte	11	15	2
Milwaukee	6	7	0
La Salle	12	6	4
Illinois	13	6	0
Coppin State	9	5	1
UMass Lowell	11	3	1
vs. Baylor	9	4	0
vs. Indiana	26	14	1
FIU	4	2	0
NC State	8	6	1
at Virginia	8	3	1
Pittsburgh	8	8	0
at Clemson	7	5	1
Wake Forest	4	5	0
at North Carolina	10	4	2
Florida State	6	4	0
at Virginia Tech	0	2	1
Syracuse	6	7	0
at Boston College	6	2	0
Duke	3	6	2
at Georgia Tech	2	3	1
at Notre Dame	12	5	0
Virginia Tech	15	7	0
Louisville	4	3	0
at Florida State	5	3	0
vs. Pittsburgh	11	5	1
vs. Florida State	15	4	0
vs. Notre Dame	8	3	0
vs. South Dakota State	17	9	1

HURRICANES

High School/Prior to Miami: Graduated from Caland Lyceum ... Played for CTO Amsterdam in the Women's First Division in the Netherlands ... Listed by ProspectsNation.com as a four-star recruit and the No. 14 international prospect in her class, including fifth among post players ... Named to the Women's First Division All-Star Team in 2015 and helped lead the team to the playoff semifinals ... Set the CTO Amsterdam career records for rebound and blocks, while ranking second in points and steals, as well as fourth in assists ... At the FIBA U19 World Championship in July 2015, ranked in the top five of the tournament in six different categories, finishing second in average efficiency rating (24.4) and free throw percentage (83.3), third in field goal percentage (51.8), fourth in both scoring (16.9) and rebounding (10.0) and fifth in blocks (2.1) ... Selected to the All-Star Five at the FIBA U20 European Championship Division A in July 2015 after helping the Netherlands win the bronze medal, the nation's first top-flight medal at the European Championship, regardless of age or gender ... Led all players in the tournament in field goal percentage (55.0), tied for third in double-doubles (three), ranked fourth in scoring (14.8) and finished fifth in both rebounding (7.9) and blocks (1.4) ... Finished fifth in blocks (1.1) and sixth in rebounding (7.9) at the FIBA U18 European Championship Division A in July 2014 ... Ranked fourth in field goal percentage (43.2), sixth in blocks (1.2) and seventh in offensive rebounds (3.0) at the FIBA U18 European Championship Division A in July 2013 ... Averaged a double-double with 13.7 points and 11.7 rebounds in the FIBA U16 European Championship in July 2012 ... Also participated in four other FIBA competitions from 2011-15, for a total of nine.

Personal: Full name is Emese Eva Hof ... Name is pronounced Uh-MASE-Uh HOFF ... Nickname is Mese ... Born May 29, 1996 ... Parents are Ed Hof and Lia Mourits ... Father is an ICT system analyst and mother runs a physiotherapy practice ... Has an older sister, Roos, and a younger brother, Rik ... Parents both played basketball and sister plays professionally in the Netherlands ... Major is undecided ... Favorite athlete is Elena Delle Donne of the Chicago Sky ... Best sports memory is winning the bronze medal at the 2015 U20 FIBA European Championship Division A ... Chose Miami because she felt it would help her grow on and off the court, as well as its academic quality and scenic campus ... Committed to Miami over Syracuse and Vanderbilt.

HOF CAREER STATISTICS										3-Point			Free Throws			Rebounds				Scoring					
Season	GP	GS	Min.	Avg.	FG	FGA	Pct	FG	FGA	Pct	FT	FTA	Pct	Off	Def	Tot	Av	PF	FO	Ast	TO	Bk	Stl	Pts	Av
2015-16	33	12	631	19.1	117	216	.542	0	1	.000	50	81	.617	73	107	180	5.5	88	1	24	57	42	25	284	8.6
2016-17	31	3	510	16.5	87	169	.515	0	1	.000	27	45	.600	42	86	128	4.1	84	4	26	41	31	15	201	6.5
TOTAL	64	15	1141	17.8	204	385	.530	0	2	.000	77	126	.611	115	193	308	4.8	172	5	50	98	73	40	485	7.6



#20

KELSEY MARSHALL

Freshman • Guard • 5-9
 Davie, Fla.
 Miami Country Day School

High School: Graduated from Miami Country Day School ... Listed by espnW HoopGurlz as a five-star prospect and the No. 44 player in the nation, including the No. 13 guard and third-best Floridian ... Considered a four-star recruit by ProspectsNation.com, which ranked her No. 90 overall, No. 20 among guards and eighth in the state ... Four-year starter, three-time *Miami Herald* First Team All-Dade selection and a McDonald's All-American Game nominee ... Aided her team to four state titles and the DICK's Nationals crown as both a senior and sophomore ... Served as a captain as a senior and averaged 18.5 points, 7.5 rebounds and 4.5 assists ... Led her team to a 29-1 and No. 1 national ranking in the *USA TODAY* Super 25 Expert Rankings in 2016-17 ... Posted 17.5 points, 6.2 rebounds and 4.7 assists per outing during a 21-6 junior campaign ... Member of the honor roll her senior year ... Manny Diaz, the defensive coordinator of the Miami football team, also attended MCDS, as did singer Emily Estefan and actresses Zoë Kravitz and Navi Rawat.

Personal: Full name is Kelsey Allysandra Marshall ... Nickname is Kels ... Born Feb. 26, 1999 ... Parents are Joseph and Myrline Marshall ... Father is a teacher chief and mother is the head manager of a hospital ... Has two older brothers, Khyle and Brandon ... Khyle, a professional basketball in France, was a three-year starter at Butler and played in the 2011 national title game ... Major is undecided ... Enjoys listening to music ... Favorite athlete is LeBron James because he is so versatile and is a hard worker ... Best sports memory is winning the DICK's Nationals title at Madison Square Garden in 2015 ... Chose Miami because of how much she liked the coaches and players when she visited ... Committed to Miami over Illinois and USF.



#13

TAYLOR MASON

Freshman • Guard • 5-9
Decatur, Ga.
Norcross

High School: Graduated from Norcross High School ... Tabbed by espnW HoopGurlz as a four-star prospect and the nation's No. 66 recruit, including No. 21 among guards and sixth in Georgia ... Ranked as a four-star player by ProspectsNation.com, which ranks her No. 82 overall, No. 18 at the guard position and No. 13 among Georgians ... McDonald's All-American Game nominee ... Aided her team to the region title every year and earned all-county honors three times ... As a senior, selected as a 7A North All-State pick and First Team All-Region 7-7A choice by the coaches ... Also tabbed as a *Gwinnett Daily Post* First Team All-County and Super Six honoree ... Served as a captain and helped her team to the 7A state championship game, while finishing 29-3 ... Posted 17 points and eight rebounds in the state final ... As a junior, chosen as a *Gwinnett Daily Post* Second Team All-County pick, as well as a *The Atlanta Journal Constitution* Class 6A all-state honorable mention ... Team captain as a junior and led her team to a 25-5 record ... Averaged 10.8 points, 6.4 rebounds and 2.4 assists per outing ... *Gwinnett Daily Post* Third Team All-County choice as a sophomore ... Reached the 6A state championship game ... Teammate of Diamond DeShields as a freshman ... Won the 2016 Nike EYBL title with Team Elite ... NBA players Al-Farouq Aminu, Jeremy Lamb, Gani Lawal and Jodie Meeks also attended Norcross, as did NFL players Jeff Backus, Brice Butler, Jeremy Davis, Max Garcia, Larry Grant and Alvin Kamara.

Personal: Full name is Taylor Symone Mason ... Nickname is Taymay ... Born Sept. 8, 1998 in Baltimore ... Parents are Nate and LaTonya Mason ... Father is a car dealer and mother is a letter carrier ... Has an older brother, Nate, who plays basketball at Minnesota and was a First Team All-Big Ten pick in 2016-17 ... Intends to major in human development ... Career goal is play basketball and be an entrepreneur ... Enjoys running, writing poetry, meditating and listening to music ... Favorite athlete is Maya Moore because she is an all-around player who never quits or shows weakness ... Chose Miami because of the coaching staff, the genuine love the school is filled with and the family feeling of the basketball program ... Committed to Miami over Auburn, Georgia, Ole Miss and Virginia.



#32
BEATRICE MOMPREMIER

Junior • Forward • 6-4
Miami, Fla.
Baylor | Miami Senior

As a Sophomore at Baylor (2016-17): Played in 32 of 37 games and started 10, all consecutively to open the season ... Scored double-digit times 13 times, doing so in 10 of the first 16 games and tallying 15-plus three times ... Finished with double figures in the rebounding column eight times, including 15-plus twice ... Recorded six double-doubles ... Ranked second on the team in rebounds per game (6.5), as well as third in both offensive (2.2) and defensive (4.3) board per game ... Also ranked third in blocks (47) and free throw attempts (102) ... Placed fourth in field goal percentage (55.0) and free throws made (59), plus fifth in points per game (8.3) and field goals made (104) ... Opened the year with 14 points on 7-of-11 shooting and seven rebounds against Houston Baptist (11/11) ... Pulled down 10 boards at top-ranked Connecticut (11/17) ... Notched 11 points and 15 rebounds against Mississippi Valley State (11/20), shooting 7-of-10 at the line and blocking three shots ... Scored 18 points on 8-of-9 shooting against Southeastern Louisiana (11/22) ... Registered 14 points on 6-of-9 shooting in a season-high 26 minutes versus No. 18/17 DePaul (11/26) ... Posted 13 points, 14 rebounds and a co-season-best four blocks in a win over eighth-ranked Ohio State (11/27) ... Scored 12 points against Texas State (12/6) ... Tallied nine points, a season-best 17 boards and a season-high-tying four blocks versus Winthrop (12/15) ... Had 15 points, 10 rebounds and a co-season-high four blocked shots against Kansas (1/1) and went 9-of-12 at the line, both career bests ... Recorded 12 points and eight rebounds in the victory at No. 17/16 West Virginia (1/4) ... Scored 12 points at Oklahoma State (1/7) ... Logged 11 points and 11 rebounds versus Texas Tech (2/25) ... Registered nine points and eight boards in the win at No. 19/16 Oklahoma (2/27) ... Tallied a career-high 22 points on 10-of-14 shooting, both season bests, and added 11 rebounds, a season-high four assists and three blocks in just 21 minutes versus Texas Southern (3/18) in the opening round of the NCAA Tournament ... Posted 14 points and 13 rebounds in the victory over No. 13/12 Louisville (3/24) in the Sweet 16.

As a Freshman at Baylor (2015-16): *Big 12 All-Freshman Team (unanimous) ... Two-time Big 12 Freshman of the Week (12/28/15, 3/3/16)*

One of five Lady Bears to play in all 38 games ... Earned 26 starts, including each of the final 22 ... Scored in double figures nine times, including 15-plus on five occasions ... Grabbed double-digit rebounds in five outings, recording 15-plus twice ... Tallied four double-doubles ... Notched three-plus blocks 10 times ... Co-led the team in rebounds (6.1) and offensive rebounds per game (2.3), as well as placed second in defensive rebounds per game (3.9) ... Also paced Baylor in blocked shots (60) ... Ranked fourth in field goal percentage (53.5), field goals made (116) and free throws attempted (101), as well as fifth in points per game (7.2) and steals (25) ... Posted eight points and six rebounds in 14 minutes in her college debut against UT Arlington (11/13) ... Notched nine points, seven boards and her first two collegiate blocks and steals versus Southern Miss (11/16) ... Tallied a co-season-best four assists versus Cincinnati (11/26) ... Registered 12 points of 6-of-7 shooting to go along with seven rebounds against Northwestern State (12/4) ... Posted co-season-highs in points and field goals made against Grambling State (12/6), finishing with 18 points on 8-of-11 shooting and adding eight rebounds ... Recorded her first double-double with 15 points and 13 boards in her opening start against McNeese State (12/13), going 7-of-9 from the floor and posting a trio of both assists and blocks ... Playing against No. 23/21 Miami (12/19), had five points and seven rebounds ... In a co-season-high 26 minutes versus James Madison (12/21), tallied 14 points and a season-best 17 rebounds ... Logged 10 points and seven boards at Oklahoma State (12/30) in her first conference game ... Scored a season-high-tying 18 points on a co-season-best eight made field goals against TCU (1/9) and set a

Mompremier Season / Career Highs
(Recorded at Baylor University)

Points
Season: 22+, vs. Texas Southern, 3/18/17
Career: 22+, vs. Texas Southern, 3/18/17
Rebounds
Season: 17, vs. Winthrop, 12/15/16
Career: 17*, vs. Winthrop, 12/15/16
Assists
Season: 4+, vs. Texas Southern, 3/18/17
Career: 4+*, vs. Texas Southern, 3/18/17
Steals
Season: 1!*, vs. Louisville, 3/24/17
Career: 3*, at Kansas State, 2/27/16
Blocked Shots
Season: 4*, vs. Kansas, 1/1/17
Career: 5, vs. Oklahoma State, 2/17/16
Field Goals Made
Season: 10+, vs. Texas Southern, 3/18/17
Career: 10+, vs. Texas Southern, 3/18/17
Field Goal Attempts
Season: 14!, vs. Texas Southern, 3/18/17
Career: 15, at West Virginia, 1/30/16
Free Throws Made
Season: 9, vs. Kansas, 1/1/17
Career: 9, vs. Kansas, 1/1/17
Free Throw Attempts
Season: 12, vs. Kansas, 1/1/17
Career: 13, vs. TCU, 1/9/16
3-Point Field Goals Made
Season: N/A
Career: N/A
3-Point Field Goal Attempts
Season: N/A
Career: N/A
Minutes
Season: 26, vs. DePaul, 11/26/16
Career: 26*, vs. DePaul, 11/26/16

* Recorded more than once with most recent listed + NCAA Tournament game

HURRICANES

#32

BEATRICE MOMPREMIER

season high with 13 free throw attempts ... Registered 16 points and 15 rebounds at No. 24/RV West Virginia (1/30) and set or tied season highs in minutes (26), field goals made (eight) and field goal attempts (15) ... Notched 14 points and 12 rebounds against Kansas (2/6) and made a season-best four free throws on five attempts ... Set a season high with five blocks in the win over No. 17/24 Oklahoma State (2/17) ... Finished with nine points and nine rebounds at No. 20/21 Oklahoma (2/22) ... Against No. 6/8 Texas (2/29), notched nine points, 10 rebounds and three blocked shots ... Tied a season high with four assists in the Big 12 Tournament quarterfinals versus Texas Tech (3/5) ... Blocked four shots in the semifinals in a win over No. 24/22 Oklahoma (3/6) ... Tallied 15 points on 6-of-10 shooting and added nine boards versus seventh-ranked Texas (3/7) to help the Lady Bears win the conference title ... Started all four of Baylor's NCAA Tournament games.

High School: Graduated from Miami Senior High School ... Started in the McDonald's All-American Game and also made the Jordan Brand Classic ... Ranked as a four-star prospect and the No. 11 player in the country, including third-best post recruit and top Floridian, by ProspectsNation.com ... Tabbed by espnW HoopGurlz as a five-star recruit, the No. 20 overall prospect, third-ranked post player and second-best Floridian ... Helped the USA U18 National Team to a FIBA Americas Championship gold medal in 2014 ... Played in all five games in the tournament, averaging 9.0 points and 5.4 rebounds, shooting 58.1 percent from the field, fourth-best among all players ... Two-time Florida Gatorade Player of the Year, three-time first team all-state pick and the 2015 Miss Florida Basketball honoree ... Two-time South Florida player of the year and three-time *Miami Herald* First Team All-Dade selection ... Named the *Miami Herald* All-Dade 8A-6A Girls' Athlete of the Year as a senior, becoming the first Miami High athlete to win the award in any classification ... Also tabbed as the 8A-6A Player of the Year as a senior ... Garnered 8A state tournament MVP honors and *USA TODAY* Florida Player of the Year recognition as a junior ... Won back-to-back 8A state titles to conclude her career after finishing as the runner-up her sophomore season ... Averaged a double-double all four years ... Posted 25.2 points, 15.2 rebounds, 5.0 blocks, 3.5 steals and 2.6 assists per game as a senior, shooting 63.2 percent and helping the team finish 29-3 ... As a junior, logged 14.2 points and 13.6 rebounds per outing, as the team went 31-1 ... Averaged 11.9 points and 14.5 rebounds per game in a 25-7 campaign as a sophomore ... Tallied 10.5 points and 13.5 rebounds per game her freshman year ... Also competed in volleyball and cross country ... Volunteered as a youth basketball instructor and scorekeeper with the school's special education program, as well as with Key Club International and Kiwanis International ... Among the many notable Miami High alumni are former University of Miami stars Eddie Brown, Doug Edwards, Andre Johnson Gardner Mulloy and Roscoe Parrish, basketball coaches Anthony Grant and Frank Martin, Udonis Haslem of the Miami HEAT, Atlanta Falcons defensive coordinator Marquand Manuel, 1953 American League MVP Al Rosen, Pulitzer Prize-winning poet Donald Justice and 18-year U.S. Senator George Smathers.

Personal: Full name is Beatrice Mompremier ... Name is pronounced BEE-Uh-Triss MOM-Prih-Meer ... Nickname is "B" ... Born Aug. 8, 1996 ... Parents are Madilen Mompremier and Marie Claude Edouard ... Has three older brothers, Clifford, Wadly and Claudy, a younger brother, Rodney, and a younger sister, Marilyn ... Wadly plays basketball at Arkansas-Little Rock ... Intends to major within the business school ... Enjoys singing, reading comic books and doing yoga ... Speaks Creole ... Favorite athlete is Chris Bosh because he is a great athlete and she would like to expand her game like his ... Best sports memories are winning two state titles in high school ... Chose Miami because of the environment, the proximity to home and the quality of business school ... Committed to Miami over Florida State.

2016-17 (at Baylor)			
Opposition	P	R	A
Houston Baptist	14	7	1
UCLA	3	4	1
at Connecticut	6	10	1
Mississippi Valley State	11	15	2
Southeastern Louisiana	18	3	0
vs. Kent State	13	6	1
vs. DePaul	14	6	0
vs. Ohio State	13	14	1
Ablene Christian	2	3	0
at Tennessee	6	8	0
Texas State	12	4	1
Winthrop	9	17	1
Kansas State	7	8	0
Kansas	15	10	1
at West Virginia	12	8	0
at Oklahoma State	12	2	0
TCU	8	4	0
at Kansas	3	7	1
Iowa State	2	2	0
West Virginia	8	2	0
at Kansas State	-	-	-
Oklahoma	-	-	-
at Iowa State	-	-	-
at Texas Tech	-	-	-
Texas	-	-	-
at TCU	0	0	0
Oklahoma State	6	6	0
at Texas	4	2	0
Texas Tech	11	11	1
at Oklahoma	8	9	1
vs. Texas Tech	0	1	0
vs. Kansas State	4	2	0
vs. West Virginia	0	1	0
Texas Southern	22	11	4
California	7	8	0
vs. Louisville	14	13	0
vs. Mississippi State	3	4	0

2015-16 (at Baylor)			
Opposition	P	R	A
UT Arlington	8	6	0
Southern Miss	9	7	1
USF	0	0	0
DePaul	8	4	0
vs. Cincinnati	5	6	4
vs. Michigan State	2	7	0
Rice	0	0	0
Northwestern State	12	7	1
Grambling State	18	8	0
McNeese State	15	13	3
Oral Roberts	8	5	2
vs. Miami	5	7	0
vs. James Madison	14	17	1
at Oklahoma State	10	7	0
Oklahoma	0	5	2
at Kansas	1	4	0
TCU	18	5	1
West Virginia	3	6	0
at Texas	1	2	1
at Iowa State	7	6	0
Texas Tech	6	6	0
at West Virginia	16	15	0
Kansas State	6	6	1
Kansas	14	12	0
at TCU	5	7	0
at Texas Tech	4	1	0
Oklahoma State	6	7	0
Iowa State	8	4	0
at Oklahoma	9	9	0
at Kansas State	5	5	1
Texas	9	10	0
vs. Texas Tech	5	5	4
vs. Oklahoma	6	6	0
vs. Texas	15	9	2
Idaho	6	5	0
Auburn	5	2	1
vs. Florida State	2	1	0
vs. Oregon State	2	1	0

HURRICANES

MOMPREMIER CAREER STATISTICS																												
Season	GP	GS	Min.	Avg.	FG	FGA	Pct	3-Point	FGA	Pct	Free Throws	FT	FTA	Pct	Rebounds	Off	Def	Tot	Avg	PF	FO	Ast	TO	Blk	Slt	Pts	Stk	Avg
2015-16*	38	26	568	14.9	116	217	.535	0	0	.000	41	101	.406	86	147	233	6.1	66	0	25	69	60	25	273	7.2			
2016-17	32	10	464	14.5	104	189	.550	0	0	.000	59	102	.578	69	139	208	6.5	52	1	17	55	47	3	267	8.3			
TOTAL	70	36	1032	14.7	220	406	.542	0	0	.000	100	203	.493	155	286	441	6.3	118	1	42	124	107	28	540	7.7			

* - at Baylor University



#12
SARAH MORTENSEN

Sophomore • Guard/Forward • 6-1
Copenhagen, Denmark
Long Island Lutheran (N.Y.)

As a Freshman (2016-17): Played in 30 of 33 games ... Averaged 2.4 points and 1.7 rebounds per outing ... Twice scored in double figures ... Shot 40.0 percent from 3-point range, the best mark on the team (no min.) ... Ranked fifth on Miami in 3-pointers made (16) ... Led the Hurricanes in rebounding on one occasion and tied for the lead in assists once ... Made her collegiate debut with one assist in five minutes of play at No. 19/19 Kentucky (11/11) ... Pulled down the first four rebounds of her career versus Albany (11/13) ... Got in the scoring column for the first time by posting two points in the home opener against Charlotte (11/16) ... Recorded six points, four rebounds and the first steal of her career in a season-high 20 minutes versus Grambling State (11/25) ... Posted six points, six rebounds and a co-season-best three assists against Loyola Chicago (12/6) ... Scored a season-high 12 points in 12 minutes at FIU (12/16), shooting 4-of-5 from the field, including 3-of-3 from beyond the arc ... Notched six points and a season-best seven rebounds, good for a game high, versus Coppin State (12/19) ... Tied her season high with a co-team-leading three assists against seventh-ranked Florida State (12/29) ... Registered 10 points in 15 minutes against No. 15/16 Virginia Tech (1/11), tying a season high with four made field goals and recording her first blocked shot ... Grabbed four rebounds at RV/No. 24 Syracuse (1/22) ... Totaled six points at fifth-ranked Florida State (2/6), making both of her shots from 3-point range ... Scored six points, connecting on both of her long range attempts, at No. 13/14 Duke (2/19) ... Logged seven points in the ACC Tournament opener against Georgia Tech (3/2), hitting all three of her shots from the floor.

High School: Attended Long Island Lutheran (N.Y.) High School as a senior ... Went to Falkonergården in Denmark prior to coming to the United States ... Ranked by ProspectsNation.com as a four-star recruit and the No. 15 international player in her class, including third among wings ... Led Long Island Lutheran to the AA state title game as a senior in 2015-16, as the team finished 19-5 and ranked third in the MSG Varsity tri-state (CT/NJ/NY) rankings ... Named by MSG Varsity as the Long Island Player of the Year and an All-Metro First Team pick as a senior ... Also selected as the team MVP after averaging 22.5

Mortensen Season / Career Highs
Points

Season: 12, at FIU, 12/16/16
Career: 12, at FIU, 12/16/16
ACC: 10, vs. Virginia Tech, 1/11/17

Rebounds

Season: 7, vs. Coppin State, 12/19/16
Career: 7, vs. Coppin State, 12/19/16
ACC: 4*, at Virginia Tech, 2/23/17

Assists

Season: 3*, vs. Florida State, 12/29/16
Career: 3*, vs. Florida State, 12/29/16
ACC: 3, vs. Florida State, 12/29/16

Steals

Season: 1*, at Louisville, 1/15/17
Career: 1*, at Louisville, 1/15/17
ACC: 1*, at Louisville, 1/15/17

Blocked Shots

Season: 1*, at Virginia Tech, 2/23/17
Career: 1*, at Virginia Tech, 2/23/17
ACC: 1*, at Virginia Tech, 2/23/17

Field Goals Made

Season: 4*, vs. Virginia Tech, 1/11/17
Career: 4*, vs. Virginia Tech, 1/11/17
ACC: 4, vs. Virginia Tech, 1/11/17

Field Goal Attempts

Season: 7*, vs. Virginia Tech, 1/11/17
Career: 7*, vs. Virginia Tech, 1/11/17
ACC: 7, vs. Virginia Tech, 1/11/17

Free Throws Made

Season: 1*, vs. Boston College, 1/29/17
Career: 1*, vs. Boston College, 1/29/17
ACC: 1*, vs. Boston College, 1/29/17

Free Throw Attempts

Season: 2*, at Syracuse, 1/22/17
Career: 2*, at Syracuse, 1/22/17
ACC: 2*, at Syracuse, 1/22/17

3-Point Field Goals Made

Season: 3, at FIU, 12/16/16
Career: 3, at FIU, 12/16/16
ACC: 2*, at Duke, 2/19/17

3-Point Field Goal Attempts

Season: 4*, vs. Virginia Tech, 1/11/17
Career: 4*, vs. Virginia Tech, 1/11/17
ACC: 4, vs. Virginia Tech, 1/11/17

Minutes

Season: 20, vs. Grambling State, 11/25/16
Career: 20, vs. Grambling State, 11/25/16
ACC: 15, vs. Virginia Tech, 1/11/17

* Recorded more than once with most recent listed

#12

SARAH MORTENSEN

points, 9.5 rebounds and 3.0 assists, while shooting 57.0 percent from the field ... Averaged 14.0 points, 8.4 rebounds and 2.6 assists at the U18 European Championship Division B in July 2015 ... Recorded two double-doubles in the tournament, including posting 26 points and 13 rebounds against the host nation of Romania ... Led all players in the tournament in free throw percentage (85.7), while ranking fourth in free throws made per game (3.6), eighth in scoring and ninth in rebounding ... Tallied 14.3 points and 8.9 rebounds per game at the U16 European Championship Division B in July 2013 ... Averaged 13.7 points and 11.1 rebounds at the U16 European Championship Division B in July 2012 ... Led Denmark to the U-18 Nordic Championship title in May 2015 and was selected as the tournament MVP ... Played club basketball with BMS at both the senior and U-19 level in 2014-15 ... Named tournament MVP after the U-19 team won the Nordic Championship ... In the senior age group, averaged 18.1 points, 9.3 rebounds, 2.3 assists and shot 45.8 percent from the field, en route to earning the Talent of the Year award, given to the top young player ... Played in the Eastern European Basketball League with BMS at the U-18 level in 2013-14 and the U-17 level in 2012-13 ... Selected as an all-star both years after leading the league in scoring ... Named to the honor roll her senior year ... Three-time NBA champion Bill Wennington also attended Long Island Lutheran.

Opposition	2016-17		
	P	R	A
at Kentucky	0	0	1
vs. Albany	0	4	0
Charlotte	2	1	0
at St. John's	1	1	0
Grambling State	6	4	2
Texas Tech	0	0	0
at Ohio State	-	-	-
Old Dominion	0	0	0
Loyola Chicago	6	6	3
at FIU	12	3	0
Coppin State	6	7	1
Maine	0	0	1
Florida State	0	1	3
at Pittsburgh	3	1	0
at NC State	-	-	-
Notre Dame	0	0	0
Virginia Tech	10	3	0
at Louisville	0	2	0
at Syracuse	0	4	0
North Carolina	3	1	0
Boston College	1	2	0
at Wake Forest	3	1	1
at Florida State	6	2	0
Virginia	0	0	0
Clemson	0	1	0
at Duke	6	0	0
at Virginia Tech	0	4	1
Georgia Tech	0	1	0
vs. Georgia Tech	7	1	0
vs. Florida State	0	0	0
vs. Duke	0	0	0
FGCU	0	0	0
Quinnipiac	-	-	-

HURRICANES

Personal: Full name is Sarah Sofie Mortensen ... Nickname is Sosa ... Born May 5, 1997 ... Parents are René and Pia Mortensen ... Father is an appraiser and mother is a secretary ... Both parents played basketball growing up ... Has an older brother, Daniel, and a younger sister, Josefine ... Brother plays basketball at Barry ... Intends to major within the arts and sciences department ... Enjoys cooking and baking ... Favorite athlete is Maya Moore because of how she plays the game and how humble and likeable she is ... Best sports memories are winning Nordic Championships with both her club team and national team ... Chose Miami because of the coaching staff, family atmosphere and the hard competition in the ACC ... Committed to Miami over Boston College, George Washington and Virginia Tech.

MORTENSEN CAREER STATISTICS																									
Season	GP	GS	Min.	Avg.	FG	FGA	Pct	3-Point	Free Throws	Rebounds	PF	FO	Ast	TO	Blk	Stl	Scoring								
								FG	FTA	Pct							Pts	Avg							
2016-17	30	0	217	7.2	26	69	.377	16	40	.400	4	9	.444	18	32	50	1.7	28	0	13	13	2	4	72	2.4
TOTAL	30	0	217	7.2	26	69	.377	16	40	.400	4	9	.444	18	32	50	1.7	28	0	13	13	2	4	72	2.4



#15
NEYDJA PETITHOMME

Senior • Guard • 5-8
Boca Raton, Fla.
Auburn | Grandview Prep

HURRICANES

As a Junior (2016-17): Sat out the first nine games of the season during the fall semester in accordance with NCAA transfer rules ... Played in seven games, finishing the year with two points, two rebounds and three assists ... Committed just one turnover ... Made her Miami debut at FIU (12/16) ... Tallied a pair of assists in the first home outing of her career against Coppin State (12/19) ... Notched her first point and rebound as a Hurricane in a season-high five minutes at Pittsburgh (1/2) in the first ACC playing time of her career ... Registered one point at RV/No. 24 Syracuse (1/22).

As a Sophomore (2015-16): Transferred from Auburn University after the fall semester ... Sat out season due to NCAA transfer rules.

As a Freshman at Auburn (2014-15): Played in all 31 games, starting the final 16 ... Scored in double digits five times ... Led the Tigers in assists per game (3.2) and finished third in steals (38) ... Also ranked fifth on the team in points per game (5.5) ... Made her college debut against Troy (11/14), tallying six points, five assists and four rebounds in 21 minutes ... Recorded 11 points and connected on a season-high three 3-pointers against Southeastern Louisiana (12/4) ... Scored 10 points and tallied a season-best eight assists at FIU (12/29) ... Posted 10 points her first-career conference game at top-ranked South Carolina (1/2) ... Logged five assists in the first start of her career at No. 10/11 Kentucky (1/8) ... Scored 11 points against No. 18/20 Mississippi State (1/26) ... Posted eight points and pulled down a season-high nine rebounds at Missouri (2/8) ... Tallied nine points in a season-high-tying 30 minutes of action at Vanderbilt (2/26)

Petithomme Season / Career Highs

(Career includes one year at Auburn)

Points

Season: 1*, at Syracuse, 1/22/17
Career: 12, vs. Alabama, 3/1/15
ACC: 1*, at Syracuse, 1/22/17

Rebounds

Season: 1*, at Wake Forest, 2/2/17
Career: 9, at Missouri, 2/8/15
ACC: 1*, at Wake Forest, 2/2/17

Assists

Season: 2, vs. Coppin State, 12/19/16
Career: 8, at FIU, 12/29/14
ACC: 1, at Syracuse, 1/22/17

Steals

Season: 1, at Pittsburgh, 1/2/17
Career: 4, vs. Grambling State, 11/17/14
ACC: 1, at Pittsburgh, 1/2/17

Blocked Shots

Season: N/A
Career: 1*, at Missouri, 2/8/15
ACC: N/A

Field Goals Made

Season: N/A
Career: 5, vs. Mississippi State, 1/26/15
ACC: N/A

Field Goal Attempts

Season: 1*, vs. Clemson, 2/12/17
Career: 13, vs. Mississippi State, 1/26/15
ACC: 1*, vs. Clemson, 2/12/17

Free Throws Made

Season: 1*, at Syracuse, 1/22/17
Career: 4=, vs. Florida, 3/4/15
ACC: 1*, at Syracuse, 1/22/17

Free Throw Attempts

Season: 2*, at Syracuse, 1/22/17
Career: 7, vs. Alabama, 3/1/15
ACC: 2*, at Syracuse, 1/22/17

3-Point Field Goals Made

Season: N/A
Career: 3, vs. SE Louisiana, 12/4/14
ACC: N/A

3-Point Field Goal Attempts

Season: N/A
Career: 5*, vs. Arkansas, 2/15/15
ACC: N/A

Minutes

Season: 5, at Pittsburgh, 1/2/17
Career: 30*, at Vanderbilt, 2/26/15
ACC: 5, at Pittsburgh, 1/2/17

* Recorded more than once with most recent listed = SEC Tournament game

#15

NEYDJA PETITHOMME

... Notched a season-high 12 points at Alabama (3/1).

High School: Graduated from Grandview Preparatory School ... Played varsity basketball at American Heritage (Delray Beach) School in eighth and ninth grade ... Rated as a three-star prospect and a top-20 guard recruit by ESPN HoopGurlz ... McDonald's All-American Game nominee ... Grandview Prep's all-time leader in points, assists and steals ... Scored over 1,800 points in her career ... Four-time team captain and four-time district champion ... As a senior year, helped team to the class 2A state title, the first in school history ... Named MVP of the state final ... Tabbed as an FABC First Team All-State selection as a senior ... Chosen as the *Palm Beach Post*

Small Schools Player of the Year as a junior ... Selected as the *Sun Sentinel* 5A-2A Player of the Year as a sophomore after leading the team to the first of three consecutive 2A state semifinal trips ... Four-time *Sun Sentinel* All-County selection, including as an eighth grader ... Participated in the 2011 USA U16 National Team Trials in Colorado Springs, Colo. ... Member of the Spanish National Honor Society, chess club and debate club.

Personal: Full name is Neydja D'Jenay Petithomme ... Name is pronounced NEE-Zhuh PET-Ee-Home ... Parents are Dr. Yveny Petithomme II and Junette Petithomme ... Father is a doctor and mother is a nurse ... Has a younger brother, Yveny III ... Majoring in broadcast journalism ... Career goal is to be a television anchor or broadcaster ... Enjoys playing the piano and volunteering at her church ... Favorite athlete is Chris Paul because of his finesse, smooth style of play ... Best sports memory is winning the state championship as a high school senior ... Chose Miami because of its great academics, quality of its conference and the coaching staff.

2016-17			
Opposition	P	R	A
at Kentucky	-	-	-
vs. Albany	-	-	-
Charlotte	-	-	-
at St. John's	-	-	-
Grambling State	-	-	-
Texas Tech	-	-	-
at Ohio State	-	-	-
Old Dominion	-	-	-
Loyola Chicago	-	-	-
at FIU	0	0	0
Coppin State	0	0	2
Maine	0	0	0
Florida State	-	-	-
at Pittsburgh	1	1	0
at NC State	-	-	-
Notre Dame	-	-	-
Virginia Tech	-	-	-
at Louisville	-	-	-
at Syracuse	1	0	1
North Carolina	0	1	0
Boston College	-	-	-
at Wake Forest	-	-	-
at Florida State	-	-	-
Virginia	-	-	-
Clemson	0	0	0
at Duke	-	-	-
at Virginia Tech	-	-	-
Georgia Tech	-	-	-
vs. Georgia Tech	-	-	-
vs. Florida State	-	-	-
vs. Duke	-	-	-
FGCU	-	-	-
Quinnipiac	-	-	-

2014-15 (at Auburn)			
Opposition	P	R	A
Troy	6	4	5
Grambling State	4	3	5
FGCU	7	0	1
at Virginia	5	1	2
at Winthrop	0	2	4
Marquette	8	1	3
Southeastern Louisiana	11	3	6
Samford	9	1	1
Savannah State	4	1	1
at St. John's	0	0	0
at SMU	0	0	4
at FIU	10	4	8
vs. Hampton	0	1	1
at South Carolina	10	4	3
Florida	7	1	3
at Kentucky	4	3	5
Georgia	9	2	4
Tennessee	0	1	3
at Alabama	5	3	3
Mississippi State	11	0	3
at Arkansas	1	0	3
at Texas A&M	6	1	2
LSU	0	2	0
at Missouri	8	9	5
Arkansas	7	2	1
Ole Miss	2	4	2
at Georgia	4	5	6
at Vanderbilt	9	3	3
Alabama	12	3	5
vs. Florida	8	1	4
vs. Texas A&M	4	1	2

HURRICANES

PETITHOMME CAREER STATISTICS										3-Point			Free Throws			Rebounds				Scoring						
Season	GP	GS	Min.	Avg.	FG	FGA	Pct	FG	FGA	Pct	FT	FTA	Pct	Off	Def	Tot	Avg	PF	FO	Ast	TO	Blk	Stl	Pts	Avg	
2014-15*	31	16	683	22.0	67	206	.325	19	66	.288	18	39	.462	13	53	66	2.1	40	0	98	87	3	38	171	5.5	
2015-16	DNP																									
2016-17	7	0	13	1.9	0	2	.000	0	0	.000	2	4	.500	0	2	2	0.3	1	0	3	1	0	1	2	0.3	
TOTAL	38	16	696	18.3	67	208	.322	19	66	.288	20	43	.465	13	55	68	1.8	41	0	101	88	3	39	173	4.6	

* - at Auburn University



#25
KHAILA PRATHER

Senior • Forward • 6-1
Upper Marlboro, Md.
Riverdale Baptist

As a Junior (2016-17): Allstate WBCA Good Works Team Nominee

Played in 27 games ... Missed the final five games of the season with a left leg injury ... Averaged 1.2 points and 2.5 rebounds ... Ranked third among Hurricanes in offensive rebounding (1.5) ... Co-led the team in rebounding one time ... Registered a co-season-high five points to go along with four rebounds against Charlotte (11/16) ... Posted a season-high-tying five points versus Grambling State (11/25), also pulling down five rebounds ... Notched two points and five rebounds against Loyola Chicago (12/6) ... Blocked a season-best two shots, good for a game high, and had two rebounds at FIU (12/16) ... Posted two points and four rebounds against No. 15/16 Virginia Tech (1/11) ... Tallied a season-high six rebounds, tied for the most on the team, at No. 9/8 Louisville (1/15) ... Registered two points and five boards at Wake Forest (2/2) ... Finished with four points, two rebounds and a season-high two steals, tied for the game lead, at fifth-ranked Florida State (2/6) ... Recorded four points and four rebounds in a season-high 17 minutes at No. 13/14 Duke (2/19) ... Suffered a season-ending injury in Miami's regular season finale versus Georgia Tech (2/26).

As a Sophomore (2015-16): Played in all 33 games and earned a pair of starts ... Averaged 1.9 points and 2.7 rebounds ... Finished fifth on the team in both blocked shots (nine) and offensive rebounds (38) ... Scored four points and grabbed six rebounds in 20 minutes against Bethune-Cookman (11/15) ... Tallied six points and made both of her free throw attempts versus Milwaukee (11/27) ... Led all players with eight rebounds in Miami's win over UMass Lowell (12/6) ... Recorded six boards and attempted a career-high six free throws against FIU (12/22) ... Pulled down seven rebounds in a co-season-high 21 minutes in the Hurricanes' victory at North Carolina (1/17) ... Blocked two shots at Boston College (2/4) ... Logged six points on 3-of-4 shooting to go along with a team-best six rebounds, a game- and career-high three blocked shots and a co-game-high, career-high-tying three steals at third-ranked Notre Dame (3/5) ... Made the first start of her career in an overtime win versus Virginia Tech (2/21) ... Also received the starting nod against No. 10/10 Louisville (2/25).

As a Freshman (2014-15): Played in all 33 games and ranked third on the team with 15 blocked shots ... Grabbed 105 rebounds on the season ... Made her Miami debut against Oakland (11/14), scoring four points in the game ... Had a then-career-best six rebounds in 13 minutes in the win over North Florida (11/21) to tie for the game high ... Grabbed five rebounds against Illinois State (11/28) ... Her five rebounds in 11 minutes against Jacksonville (12/6) tied for the game high ... Set career highs with six

Prather Season / Career Highs

Points
Season: 5*, vs. Grambling State, 11/25/16
Career: 6*, at Notre Dame, 2/14/16
ACC: 6, at Notre Dame, 2/14/16

Rebounds
Season: 6, at Louisville, 1/15/17
Career: 10, at Florida State, 2/8/15
ACC: 10, at Florida State, 2/8/15

Assists
Season: 1, vs. Virginia Tech, 1/11/17
Career: 2, vs. Virginia Tech, 2/5/15
ACC: 2, vs. Virginia Tech, 2/5/15

Steals
Season: 2, at Florida State, 2/6/17
Career: 3, at Notre Dame, 2/14/16
ACC: 3, at Notre Dame, 2/14/16

Blocked Shots
Season: 2, at FIU, 12/16/16
Career: 3, at Notre Dame, 2/14/16
ACC: 3, at Notre Dame, 2/14/16

Field Goals Made
Season: 2*, at Duke, 2/19/17
Career: 3*, at Notre Dame, 2/14/16
ACC: 3, at Notre Dame, 2/14/16

Field Goal Attempts
Season: 6, vs. Charlotte, 11/16/16
Career: 7, at Old Dominion, 11/17/15
ACC: 5, at North Carolina, 1/17/16

Free Throws Made
Season: 3, vs. Grambling State, 11/25/16
Career: 3*, vs. Grambling State, 11/25/16
ACC: 3, vs. NC State, 12/30/15

Free Throw Attempts
Season: 6, vs. Loyola Chicago, 12/6/16
Career: 6, vs. Loyola Chicago, 12/6/16
ACC: 4*, at Virginia Tech, 2/23/17

3-Point Field Goals Made
Season: N/A
Career: N/A
ACC: N/A

3-Point Field Goal Attempts
Season: N/A
Career: N/A
ACC: N/A

Minutes
Season: 17, at Duke, 2/19/17
Career: 27, at Florida State, 2/8/15
ACC: 27, at Florida State, 2/8/15

* Recorded more than once with most recent listed

#25

KHAILA PRATHER

points and three made field goals against Florida A&M (12/28), also grabbing five rebounds in the game ... Matched career highs with six points, a team-high six rebounds, three made field goals and two steals in the Miami Holiday Tournament championship game against LSU (12/29) ... Blocked multiple shots for the first time in her career in the win over Boston College (1/4) ... Matched a then-career high with six rebounds in 20 minutes of action at Virginia Tech (1/11) ... Set a then-career high with 23 minutes played against Virginia (1/21) and also equaled her then-career best with six rebounds ... Blocked two shots at fourth-ranked Louisville (1/25), tying her season best ... Recorded multiple assists for the first time in her career against Virginia Tech (2/5) and also equaled her season high with two blocks ... Grabbed a team-leading, career-high 10 rebounds at No. 9/8 Florida State (2/8) and also played a career-high 27 minutes in the game.

2016-17			
Opposition	P	R	A
at Kentucky	0	0	0
vs. Albany	2	1	0
Charlotte	5	4	0
at St. John's	1	4	0
Grambling State	5	5	0
Texas Tech	0	0	0
at Ohio State	0	0	0
Old Dominion	0	0	0
Loyola Chicago	2	5	0
at FIU	0	2	0
Coppin State	0	5	0
Maine	0	0	0
Florida State	-	-	-
at Pittsburgh	0	2	0
at NC State	0	0	0
Notre Dame	2	2	0
Virginia Tech	2	4	1
at Louisville	0	6	0
at Syracuse	0	1	0
North Carolina	0	4	0
Boston College	2	2	0
at Wake Forest	2	5	0
at Florida State	4	2	0
Virginia	0	2	0
Clemson	2	1	0
at Duke	4	4	0
at Virginia Tech	0	5	0
Georgia Tech	0	1	0
vs. Georgia Tech	-	-	-
vs. Florida State	-	-	-
vs. Duke	-	-	-
FGCU	-	-	-
Quinnipiac	-	-	-

2015-16			
Opposition	P	R	A
Wright State	4	1	0
Bethune-Cookman	4	6	0
at Old Dominion	2	5	0
at Loyola Chicago	0	3	0
at Charlotte	0	3	0
Milwaukee	6	2	1
La Salle	1	3	0
Illinois	0	2	0
Coppin State	5	2	0
UMass Lowell	3	8	0
vs. Baylor	4	2	0
vs. Indiana	0	2	0
FIU	3	6	1
NC State	3	5	0
at Virginia	4	4	0
Pittsburgh	1	2	0
at Clemson	0	1	0
Wake Forest	4	2	0
at North Carolina	2	7	1
Florida State	0	0	1
at Virginia Tech	4	2	0
Syracuse	0	1	0
at Boston College	2	2	0
Duke	2	0	0
at Georgia Tech	0	2	0
at Notre Dame	6	6	1
at Virginia Tech	2	1	0
Louisville	0	5	0
at Florida State	0	0	0
vs. Pittsburgh	0	1	0
vs. Florida State	0	1	0
vs. Notre Dame	0	1	0
vs. South Dakota State	0	0	0

2014-15			
Opposition	P	R	A
Oakland	4	1	0
at Middle Tennessee	0	3	0
North Florida	3	6	0
Arizona State	0	0	0
Illinois State	2	5	0
Tulsa	2	4	1
Wisconsin	0	2	0
Jacksonville	2	5	0
Coppin State	5	4	1
vs. UCLA	0	0	0
at Tulane	0	0	0
Florida A&M	6	5	1
LSU	6	6	0
Boston College	4	2	0
Notre Dame	2	3	0
at Virginia Tech	4	6	1
Clemson	2	5	0
at Duke	2	3	0
Virginia	2	6	1
at Louisville	0	3	0
at Pittsburgh	0	6	0
Virginia Tech	0	2	2
at Florida State	2	10	0
at Syracuse	2	3	0
Georgia Tech	1	1	0
at NC State	0	1	0
North Carolina	1	2	0
at Wake Forest	0	2	0
Florida State	2	2	0
vs. Virginia	0	0	0
vs. Notre Dame	2	3	0
vs. Washington	1	1	0
at Iowa	2	3	0

High School: Graduated from Riverdale Baptist School ... Averaged 12 points, 12 rebounds and 2.5 blocks as a senior, and her team was ranked No. 10 by ESPN ... Won the Dick's Sporting Goods High School National Tournament at Madison Square Garden as a senior and the National Association of Christian Athletes championship ... McDonald's All-American Game nominee and MVP of the 2014 Roundball Classic ... Selected to the All-Gazette Second Team as a senior ... As a junior at North Point High School, helped the team to a 4A state title and the first undefeated season in school history at 27-0, finishing No. 25 in the ESPN rankings ... Started every game of her high school basketball career ... Received two varsity letters in cross country and two in track and field ... Won the Minds in Motion Scholar Award and the Scholar Athlete Award at North Point ... Riverdale Baptist Distinguished Honor Roll as a senior, North Point Highest Honors and Honor Roll the prior three years ... Member of the National Honor Society ... Three-year WNBA veteran Tianna Hawkins also attended Riverdale Baptist.

Personal: Full name is Khaila Alese Prather ... Name is pronounced KAY-Luh PRAY-Thur ... Nicknames are "KP" and "KK" ... Born June 21, 1996 ... Parents are Craig and Susan Prather ... Has an older brother, Craig, Jr. ... Father is a captain in the U.S. Navy and played basketball at the U.S. Naval Academy, where he was a teammate of eventual NBA Hall of Famer David Robinson on the 1986-87 team that went 30-5 ... Career goal is to be a pediatrician ... Enjoys writing poetry and reading ... Athletic role models are Elena Delle Donne of the Chicago Sky and Candace Parker of the Los Angeles Sparks.

PRATHER CAREER STATISTICS																									
Season	GP	GS	Min.	Avg.	FG	FGA	Pct	3-Point	Free Throws	Rebounds	PF	FO	Ast	TO	Blk	Stl	Pts	Avg							
									FT	FTA	Pct														
2014-15	33	0	393	11.9	22	69	.319	0	0	.000	17	36	.472	41	64	105	3.2	61	0	7	30	15	11	61	1.8
2015-16	33	2	351	10.6	24	67	.358	0	0	.000	14	35	.400	38	50	88	2.7	48	0	5	40	9	16	62	1.9
2016-17	27	0	220	8.1	12	43	.279	0	0	.000	9	26	.346	41	26	67	2.5	36	1	1	19	6	11	33	1.2
TOTAL	93	2	964	10.4	58	179	.324	0	0	.000	40	97	.412	120	140	260	2.8	145	1	13	89	30	38	156	1.7

HURRICANES



#23

REBECCA RIPLEY

Freshman • Guard/Forward • 6-0
 Stratham, N.H.
 New Hampton School

High School: Graduated from New Hampton School ... Ranked by ProspectsNation.com as a four-star recruit and the No. 125 player in the nation, including No. 21 among wings ... Four-year high school starter competed in the 2017 Rose Classic and was a McDonald's All-American Game nominee ... Averaged 20.0 points, 10.0 rebounds and 2.0 assists per game as a senior ... Garnered MVP honors and All-NEPSAC distinction for the second year in a row ... Aided her team to a 20-7 record and a berth in the NEPSAC AA championship game ... Named the New Hampshire Gatorade Player of the Year as a junior ... Posted 15.2 points, 10.5 points, 1.9 assists and 1.3 blocks per game ... Helped her team to a 21-7 mark and a NEPSAC AA semifinals appearance ... Averaged 15.0 points and 9.0 rebounds per game as a sophomore ... Logged 13.0 points and 8.0 rebounds an outing during her freshman season ... Member of the high honor roll her final three years of high school ... For her AAU basketball, played with the New York Gauchos on the Nike EYBL circuit ... Current NBA players Tyler Lydon and Noah Vonleh also attended New Hampton, as did former NBA players Rashad McCants and Darius Songaila, two-time MLB All-Star Roberto Hernandez, former U.S. Supreme Court justice Nathan Clifford and three ex-governors.

Personal: Full name is Rebecca Rae Ripley ... Goes by Becca ... Born Nov. 11, 1998 ... Parents are Jen and Bill Ripley ... Mother, a teacher, played Division III basketball at UMass Dartmouth ... Has an older brother, Neil ... Intends to major in marketing ... Career goal is to own a business or work at a large corporation ... Enjoys surfing, swimming and doing community service ... Favorite athlete is LeBron James because of his relentlessness, effort and ability ... Best sports memory is defeating the top team her league, Worcester Academy, to reach the championship game as a senior ... Chose Miami because of its location, the quality of the ACC and the coaching staff, with whom she formed a great bond ... Committed to Miami over Ohio State, St. John's and Syracuse.



2016-17 REVIEW

<i>BOX SCORES</i>	58-65
<i>SEASON STATISTICS</i>	66
<i>ACC STATISTICS</i>	67
<i>NON-CONFERENCE STATISTICS</i>	68
<i>POSTSEASON STATISTICS</i>	69
<i>WIN STATISTICS</i>	70
<i>LOSS STATISTICS</i>	71
<i>HOME STATISTICS</i>	72
<i>AWAY STATISTICS</i>	73
<i>NEUTRAL SITE STATISTICS</i>	74
<i>TEAM GAME-BY-GAME COMPARISON</i>	75
<i>TEAM GAME-BY-GAME</i>	76
<i>OPPONENT GAME-BY-GAME</i>	77
<i>TEAM GAME HIGHS</i>	78
<i>TEAM GAME LOWS</i>	79
<i>OPPONENT GAME HIGHS</i>	80
<i>OPPONENT GAME LOWS</i>	81
<i>PLAYER GAME-BY-GAME HIGHS</i>	82-83
<i>PLAYER GAME HIGHS</i>	84-85
<i>OPPONENT PLAYER GAME HIGHS</i>	86-87
<i>CATEGORY LEADERS</i>	88-89
<i>PLAYER GAME-BY-GAME POINTS-REBOUNDS-ASSISTS</i>	90

Official Basketball Box Score -- Game Totals -- Final Statistics
Loyola Chicago vs #14-1 Miami
12/06/16 11:00 a.m. at Coral Gables, Fla. (Watsco Center)
Loyola Chicago 43 • 0-8

FG 1st Half: 8-23 34.8% 2nd Half: 8-20 40.0%
3PT 1st Half: 4-6 66.7% 2nd Half: 2-7 28.6%
FT 1st Half: 4-6 66.7% 2nd Half: 3-7 42.9%
#14/16 Miami 81 • 1-8-1

FG 1st Half: 13-27 48.1% 2nd Half: 18-31 58.1%
3PT 1st Half: 3-6 50.0% 2nd Half: 5-10 50.0%
FT 1st Half: 3-6 50.0% 2nd Half: 5-10 50.0%
#14/16 Miami: Points, Rebounds, Steals, Blocks, Fouls, Turnovers

Official Basketball Box Score -- Game Totals -- Final Statistics
#13/12 Miami vs FIU
12/16/16 7:00 p.m. at Lime Court at FIU Arena (Miami, Fla.)
#13/12 Miami 69 • 9-1

FG 1st Half: 14-30 46.7% 2nd Half: 9-27 33.3%
3PT 1st Half: 6-10 60.0% 2nd Half: 2-6 33.3%
FT 1st Half: 10-14 71.4% 2nd Half: 5-8 62.5%
FIU 49 • 1-7

FG 1st Half: 11-30 36.7% 2nd Half: 6-22 27.3%
3PT 1st Half: 1-7 14.3% 2nd Half: 2-7 28.6%
FT 1st Half: 3-4 75.0% 2nd Half: 2-4 50.0%
Maine vs #11/12 Miami
Attendance: 498

Score by periods: 1st, 2nd, 3rd, 4th, Total
Loyola Chicago: 11, 11, 11, 10, 43
#14/16 Miami: 20, 12, 29, 20, 81
Loyola Chicago: Points, Rebounds, Steals, Blocks, Fouls, Turnovers

Score by periods: 1st, 2nd, 3rd, 4th, Total
Loyola Chicago: 11, 11, 11, 10, 43
#14/16 Miami: 20, 12, 29, 20, 81
Loyola Chicago: Points, Rebounds, Steals, Blocks, Fouls, Turnovers

Official Basketball Box Score -- Game Totals -- Final Statistics
Coppin State vs #11/12 Miami
12/19/16 5:16 p.m. at Watsco Center (Coral Gables, Fla.)
Coppin State 35 • 0-9

FG 1st Half: 10-26 38.5% 2nd Half: 5-24 20.8%
3PT 1st Half: 2-8 25.0% 2nd Half: 0-0 0.0%
FT 1st Half: 1-4 25.0% 2nd Half: 2-8 25.0%
#11/12 Miami 75 • 15-20-1

FG 1st Half: 16-34 47.1% 2nd Half: 14-27 51.9%
3PT 1st Half: 4-14 28.6% 2nd Half: 3-7 42.9%
FT 1st Half: 3-6 50.0% 2nd Half: 3-6 50.0%
#11/12 Miami: Points, Rebounds, Steals, Blocks, Fouls, Turnovers

Official Basketball Box Score -- Game Totals -- Final Statistics
Maine vs #11/12 Miami
12/20/16 5:00 p.m. at Watsco Center (Coral Gables, Fla.)
Maine 51 • 6-7

FG 1st Half: 10-24 41.7% 2nd Half: 7-25 28.0%
3PT 1st Half: 3-10 30.0% 2nd Half: 1-2 20.0%
FT 1st Half: 5-6 83.3% 2nd Half: 8-12 66.7%
#11/12 Miami 76 • 11-21-1

FG 1st Half: 17-30 56.7% 2nd Half: 14-30 46.7%
3PT 1st Half: 2-6 33.3% 2nd Half: 4-11 36.4%
FT 1st Half: 5-5 100.0% 2nd Half: 3-4 75.0%
#11/12 Miami: Points, Rebounds, Steals, Blocks, Fouls, Turnovers

BOX SCORES

Official Basketball Box Score - Game Totals - Final Statistics #16/16 Miami vs #17/17 Florida

Box Score for #16/16 Miami vs #17/17 Florida. Includes player stats (Emma Guy, Kelley Edwards, Mariella Fasoula, etc.) and team totals. Final score: 11-27, 38-26.

#17/17 Miami SS * 16-5, 4-5 ACC. Player stats for Emiese Hof, Laura Cornelius, Jessica Thomas, etc. Final score: 17-11, 33-31.

Box Score for #17/17 Miami SS * 16-5, 4-5 ACC. Includes player stats (Emiese Hof, Laura Cornelius, Jessica Thomas, etc.) and team totals. Final score: 17-11, 33-31.

Officials: Rachelle Jones, Bob Entenney, Timothy Bryant. Technical Fouls: None. Game Time: #17/17 Miami None. Attendance: 1868.

Score by periods table for #16/16 Miami vs #17/17 Florida. Shows scores for 1st, 2nd, 3rd, 4th, and Total quarters.

Official Basketball Box Score - Game Totals - Final Statistics #16/16 Miami vs Wake Forest

Box Score for #16/16 Miami vs Wake Forest. Includes player stats (Keyana Harris, Ervahn Davenport, etc.) and team totals. Final score: 32-23, 38-18.

Box Score for #16/16 Miami vs Wake Forest. Includes player stats (Keyana Harris, Ervahn Davenport, etc.) and team totals. Final score: 32-23, 38-18.

Box Score for #16/16 Miami vs Wake Forest. Includes player stats (Keyana Harris, Ervahn Davenport, etc.) and team totals. Final score: 32-23, 38-18.

Officials: Joseph Vassily, Wesley Dean, Shannon Fack. Technical Fouls: None. Game Time: #16/16 Miami, Wake Forest None. Attendance: 413.

Score by periods table for #16/16 Miami vs Wake Forest. Shows scores for 1st, 2nd, 3rd, 4th, and Total quarters.

Official Basketball Box Score - Game Totals - Final Statistics #16/16 Miami vs #5/5 Florida State

Box Score for #16/16 Miami vs #5/5 Florida State. Includes player stats (Keyana Harris, Ervahn Davenport, etc.) and team totals. Final score: 26-61, 33-21.

Box Score for #16/16 Miami vs #5/5 Florida State. Includes player stats (Keyana Harris, Ervahn Davenport, etc.) and team totals. Final score: 26-61, 33-21.

Box Score for #16/16 Miami vs #5/5 Florida State. Includes player stats (Keyana Harris, Ervahn Davenport, etc.) and team totals. Final score: 26-61, 33-21.

Officials: Mark Zentz, Brian Preate, Puanani Spio. Technical Fouls: #16/16 Miami None, #5/5 Florida State None. Attendance: 3571.

Score by periods table for #16/16 Miami vs #5/5 Florida State. Shows scores for 1st, 2nd, 3rd, 4th, and Total quarters.

Official Basketball Box Score - Game Totals - Final Statistics Virginia vs #16/17 Miami

Box Score for Virginia vs #16/17 Miami. Includes player stats (Laura Moses, Dominique Toussaint, etc.) and team totals. Final score: 22-64, 38-21.

Box Score for Virginia vs #16/17 Miami. Includes player stats (Laura Moses, Dominique Toussaint, etc.) and team totals. Final score: 22-64, 38-21.

Box Score for Virginia vs #16/17 Miami. Includes player stats (Laura Moses, Dominique Toussaint, etc.) and team totals. Final score: 22-64, 38-21.

Officials: Billy Smith, Bruce Norris, Jeffrey Smith. Technical Fouls: None. Game Time: #16/17 Miami None. Attendance: 1009.

Score by periods table for Virginia vs #16/17 Miami. Shows scores for 1st, 2nd, 3rd, 4th, and Total quarters.

2016-17 REVIEW

BOX SCORES

Official Basketball Box Score - Game Totals - Final Statistics
Clemson vs #16/17 Miami

Game Totals and Final Statistics for Clemson vs #16/17 Miami. Includes team scores (57-14-12, 3-10 ACC), player stats, and team statistics.

#16/17 Miami 81 - 19-6, 8-5 ACC

Player statistics for #16/17 Miami. Lists players like Keyanna Harris, Keyanna Hayes, and others with their respective stats.

Team statistics for #16/17 Miami. Includes FG%, 3PT%, FT%, and other team metrics.

Score by periods table for #16/17 Miami. Shows points scored in each quarter.

Officials: Dennis Dalrymple, Jennifer Reay, Luis Gonzalez
Technical Fouls: Clemson None, #16/17 Miami None.

Official Basketball Box Score - Game Totals - Final Statistics
#16/17 Miami vs #13/14 Duke

Game Totals and Final Statistics for #16/17 Miami vs #13/14 Duke. Includes team scores (19-7-10, 8-6 ACC) and player stats.

#13/14 Duke 83 - 24-4, 12-3 ACC

Player statistics for #13/14 Duke. Lists players like Kendall Cooper, Odelliah Chidom, and others with their respective stats.

Team statistics for #13/14 Duke. Includes FG%, 3PT%, FT%, and other team metrics.

Score by periods table for #13/14 Duke. Shows points scored in each quarter.

Officials: Lawson Newton, Carla Fountain, Angelica Sulfron
Technical Fouls: #16/17 Miami None, #13/14 Duke None.

2016-17 REVIEW

Official Basketball Box Score - Game Totals - Final Statistics
#17/17 Miami vs Virginia Tech

Game Totals and Final Statistics for #17/17 Miami vs Virginia Tech. Includes team scores (79-23-17, 16-81) and player stats.

Virginia Tech 69 - 16-12, 3-12 ACC

Player statistics for Virginia Tech. Lists players like Sidney Cook, Vanessa Panoicus, and others with their respective stats.

Team statistics for Virginia Tech. Includes FG%, 3PT%, FT%, and other team metrics.

Score by periods table for Virginia Tech. Shows points scored in each quarter.

Officials: Geraldine Smith, Angela Lewis, Daryl Humphrey
Technical Fouls: #17/17 Miami None, Virginia Tech None.

Official Basketball Box Score - Game Totals - Final Statistics
Georgia Tech vs #17/17 Miami

Game Totals and Final Statistics for Georgia Tech vs #17/17 Miami. Includes team scores (70-16-13, 5-11 ACC) and player stats.

#17/17 Miami 75 - 21-7, 10-6 ACC

Player statistics for #17/17 Miami. Lists players like Keyanna Harris, Keyanna Hayes, and others with their respective stats.

Team statistics for #17/17 Miami. Includes FG%, 3PT%, FT%, and other team metrics.

Score by periods table for #17/17 Miami. Shows points scored in each quarter.

Officials: Bryan Brunette, Rod, Talisa Green, Talisa Green
Technical Fouls: Georgia Tech None, #17/17 Miami None.

SEASON STATISTICS

All games

RECORD:	OVERALL	HOME	AWAY	NEUTRAL
ALL GAMES	24-9	14-2	7-5	3-2
CONFERENCE	10-6	6-2	4-4	0-0
NON-CONFERENCE	14-3	8-0	3-1	3-2

#	Player	Total					3-Point			F-Throw			Rebounds												
		gp	gs	min	avg	fg	fga	fg%	3fg	3fga	3fg%	ft	fta	ft%	off	def	tot	avg	pf	dq	a	to	bk	stl	pts
23	Adrienne Motley	32-32	963	30.1	156-374	.417	55-149	.369	58-79	.734	24	69	93	2.9	69	2	86	53	12	34	425	13.3			
03	Jessica Thomas	33-33	1063	32.2	138-374	.369	46-158	.291	107-137	.781	2	77	79	2.4	48	0	130	84	2	52	429	13.0			
20	Keyona Hayes	33-32	807	24.5	135-250	.540	6-18	.333	63-99	.636	67	135	202	6.1	75	0	40	60	22	28	339	10.3			
01	Laura Cornelius	31-6	799	25.8	87-215	.405	44-118	.373	31-41	.756	25	77	102	3.3	59	1	88	77	0	38	249	8.0			
30	Erykah Davenport	33-30	609	18.5	95-168	.565	0-0	.000	33-60	.550	65	97	162	4.9	86	3	13	50	23	45	223	6.8			
21	Emese Hof	31-3	510	16.5	87-169	.515	0-1	.000	27-45	.600	42	86	128	4.1	84	4	26	41	31	15	201	6.5			
00	Keyanna Harris	33-27	662	20.1	65-153	.425	10-37	.270	19-35	.543	48	69	117	3.5	56	1	34	49	11	48	159	4.8			
05	Nigia Greene	26-0	330	12.7	37-87	.425	23-62	.371	6-9	.667	12	17	29	1.1	14	0	16	17	2	12	103	4.0			
04	Shaneese Bailey	33-2	333	10.1	36-86	.419	0-10	.000	36-43	.837	21	36	57	1.7	50	1	14	36	1	15	108	3.3			
12	Sarah Mortensen	30-0	217	7.2	26-69	.377	16-40	.400	4-9	.444	18	32	50	1.7	28	0	13	13	2	4	72	2.4			
51	Serena-Lynn Geldof	12-0	52	4.3	7-13	.538	0-0	.000	3-3	1.000	7	9	16	1.3	11	0	0	4	4	3	17	1.4			
22	Zada Williams	14-0	47	3.4	8-10	.800	0-0	.000	3-4	.750	4	9	13	0.9	4	0	0	3	2	1	19	1.4			
15	Khalia Prather	27-0	220	8.1	12-43	.279	0-0	.000	9-26	.346	41	26	67	2.5	36	1	1	19	6	11	33	1.2			
15	Neydja Pelithomme	7-0	13	1.9	0-2	.000	0-0	.000	2-4	.500	0	2	2	0.3	1	0	3	1	0	1	2	0.3			
Team													62	78	140	17									
Total.....		33	6625		889-2013	.442	200-593	.337	401-594	.675	438	819	1257	38.1	621	13	464	524	118	307	2379	72.1			
Opponents.....		33	6625		760-1908	.398	178-599	.297	387-607	.638	414	745	1159	35.1	611	-	381	582	112	228	2085	63.2			

TEAM STATISTICS	UM	OPP
SCORING	2379	2085
Points per game	72.1	63.2
Scoring margin	+8.9	-
FIELD GOALS-ATT	889-2013	760-1908
Field goal pct	.442	.398
3 POINT FG-ATT	200-593	178-599
3-point FG pct	.337	.297
3-pt FG made per game	6.1	5.4
FREE THROWS-ATT	401-594	387-607
Free throw pct	.675	.638
F-Throws made per game	12.2	11.7
REBOUNDS	1257	1159
Rebounds per game	38.1	35.1
Rebounding margin	+3.0	-
ASSISTS	464	381
Assists per game	14.1	11.5
TURNOVERS	524	582
Turnovers per game	15.9	17.6
Turnover margin	+1.8	-
Assist/turnover ratio	0.9	0.7
STEALS	307	228
Steals per game	9.3	6.9
BLOCKS	118	112
Blocks per game	3.6	3.4
ATTENDANCE	22608	48162
Home games-Avg/Game	16-1413	12-2976
Neutral site-Avg/Game	-	5-2493

Date	Opponent	Score	Att.
@ 11/11/16	at #19/19 Kentucky	L 66-82	4471
@ 11/13/16	vs Albany	w 77-53	150
11/16/16	CHARLOTTE	w 80-46	582
11/20/16	at St. John's	w 62-50	695
^ 11/25/16	GRAMBLING STATE	w 89-61	725
^ 11/27/16	TEXAS TECH	w 74-56	722
! 12/01/16	at #9/10 Ohio State	! w 94-89	4165
12/04/16	OLD DOMINION	w 66-56	537
12/06/16	LOYOLA CHICAGO	w 81-43	4989
12/16/16	at FIU	w 69-49	470
# 12/19/16	COPPIN STATE	w 75-35	601
# 12/20/16	MAINE	w 76-51	624
* 12/29/16	#7/7 FLORIDA STATE	L 66-81	1780
* 01/02/17	at Pittsburgh	w 82-50	904
* 01/05/17	at RV/#23 NC State	w 67-64	2574
* 01/08/17	#7/6 NOTRE DAME	L 55-67	1546
* 01/11/17	#15/16 VIRGINIA TECH	w 82-75	685
* 01/15/17	at #9/8 Louisville	L 59-63	10016
* 01/22/17	at RV/#24 Syracuse	L 48-81	1900
* 01/26/17	NORTH CAROLINA	w 100-88	1076
* 01/29/17	BOSTON COLLEGE	w 58-51	1868
* 02/02/17	at Wake Forest	w 79-56	419
* 02/06/17	at #5/5 Florida State	L 71-80	3571
* 02/09/17	VIRGINIA	w 63-52	1008
* 02/12/17	CLEMSON	w 81-57	2312
* 02/19/17	at #13/14 Duke	L 70-83	4153
* 02/23/17	at Virginia Tech	w 79-69	2377
* 02/26/17	GEORGIA TECH	w 75-70	1321
+ 03/02/17	vs Georgia Tech	w 87-71	3145
+ 03/03/17	vs #8/12 Florida State	w 56-54	3600
+ 03/04/17	vs #13/11 Duke	L 52-57	3600
% 03/18/17	FGCU	w 62-60	2232
% 03/20/17	vs Quinnipiac	L 78-85	1972

* = Conference game
 @ = Kentucky Classic (Lexington, Ky.)
 ^ = Miami Thanksgiving Tournament (Coral Gables, Fla.)
 ! = ACC/Big Ten Challenge (Columbus, Ohio)
 # = Miami Holiday Tournament (Coral Gables, Fla.)
 + = ACC Tournament (Conway, S.C.)
 % = NCAA Tournament (Coral Gables, Fla.)

2016-17 REVIEW

ACC STATISTICS

Conference games

RECORD:	OVERALL	HOME	AWAY	NEUTRAL
ALL GAMES	10-6	6-2	4-4	0-0
CONFERENCE	10-6	6-2	4-4	0-0
NON-CONFERENCE	0-0	0-0	0-0	0-0

#	Player	Total					3-Point		F.Throw		Rebounds															
		gp	qs	min	avg	fg-fga	fg%	3fg-fga	3fg%	ft-fa	ft%	off	def	tot	avg	pf	dq	a	to	blk	stl	cjs	avg			
23	Adrienne Motley	15	15	476	31.7	83-196	.423	29-74	.392	33-48	688	13	30	43	2.9	35	1	36	26	4	22	228	15.2			
03	Jessica Thomas	16	16	524	32.8	71-190	.374	23-82	.280	60-78	769	1	38	39	2.4	26	0	58	49	2	28	225	14.1			
20	Keyona Hayes	16	15	369	23.1	58-114	.509	2-7	.286	31-53	585	34	49	83	5.2	35	0	17	26	11	18	149	9.3			
01	Laura Cornelius	16	3	423	26.4	44-116	.379	25-64	.391	17-24	708	11	44	55	3.4	31	1	49	39	0	18	130	8.1			
21	Emese Hof	16	3	311	19.4	50-93	.538	0-1	.000	13-23	565	22	50	72	4.5	53	4	17	23	18	12	113	7.1			
30	Erykah Davenport	16	13	260	16.3	32-65	.492	0-0	.000	11-23	478	23	36	59	3.7	40	2	6	27	9	22	75	4.7			
00	Keyanna Harris	16	13	296	18.5	30-67	.448	2-13	.154	11-18	611	20	26	46	2.9	27	0	15	23	4	22	73	4.6			
04	Shaneese Bailey	16	2	149	9.3	19-44	.432	0-4	.000	20-23	870	10	8	18	1.1	27	1	3	14	0	6	58	3.6			
12	Sarah Mortensen	15	0	106	7.1	11-33	.333	8-21	.381	2-5	400	5	18	23	1.5	13	0	5	3	2	2	32	2.1			
51	Serena-Lynn Geldof	5	0	15	3.0	3-5	.600	0-0	.000	2-2	1,000	3	3	6	1.2	3	0	0	1	0	1	8	1.6			
05	Nigia Greene	13	0	110	8.5	7-22	.318	4-18	.222	2-2	1,000	6	7	13	1.0	7	0	6	7	0	1	20	1.5			
25	Khaila Prather	15	0	137	9.1	8-27	.296	0-0	.000	2-12	167	25	16	41	2.7	23	1	1	9	3	7	18	1.2			
22	Zada Williams	6	0	16	2.7	2-2	1.000	0-0	.000	0-0	.000	0	2	2	0.3	0	0	0	0	1	0	4	0.7			
15	Neydja Pelithomme	4	0	8	2.0	0-2	.000	0-0	.000	2-4	500	0	2	2	0.5	1	0	1	0	0	1	2	0.5			
Team													40	32	72											
Total.....		16	3200	418-976		.428	93-284	.327	206-315	.654	213	361	574	35.9	321	10	214	257	54	160	1135	70.9				
Opponents.....		16	3200	387-946		.409	84-290	.290	229-328	.698	231	377	608	38.0	326	-	197	294	59	117	1087	67.9				

TEAM STATISTICS

	UM	OPP
SCORING	1135	1087
Points per game	70.9	67.9
Scoring margin	+3.0	-
FIELD GOALS-ATT	418-976	387-946
Field goal pct	.428	.409
3 POINT FG-ATT	93-284	84-290
3-point FG pct	.327	.290
3-pt FG made per game	5.8	5.3
FREE THROWS-ATT	206-315	229-328
Free throw pct	.654	.698
F-Throws made per game	12.9	14.3
REBOUNDS	574	608
Rebounds per game	35.9	38.0
Rebounding margin	-2.1	-
ASSISTS	214	197
Assists per game	13.4	12.3
TURNOVERS	257	294
Turnovers per game	16.1	18.4
Turnover margin	+2.3	-
Assist/turnover ratio	0.8	0.7
STEALS	160	117
Steals per game	10.0	7.3
BLOCKS	54	59
Blocks per game	3.4	3.7
ATTENDANCE	11596	25914
Home games-Avg/Game	8-1450	8-3239
Neutral site-Avg/Game	-	0-0

Date	Opponent	Score	Att.
* 12/29/16	#7/7 FLORIDA STATE	L 66-81	1780
* 01/02/17	at Pittsburgh	w 82-50	904
* 01/05/17	at RV/#23 NC State	w 67-64	2574
* 01/08/17	#7/6 NOTRE DAME	L 55-67	1546
* 01/11/17	#15/16 VIRGINIA TECH	w 82-75	685
* 01/15/17	at #9/8 Louisville	L 59-63	10016
* 01/22/17	at RV/#24 Syracuse	L 48-81	1900
* 01/26/17	NORTH CAROLINA	w 100-88	1076
* 01/29/17	BOSTON COLLEGE	w 58-51	1868
* 02/02/17	at Wake Forest	w 79-56	419
* 02/06/17	at #5/5 Florida State	L 71-80	3571
* 02/09/17	VIRGINIA	w 63-52	1008
* 02/12/17	CLEMSON	w 81-57	2312
* 02/19/17	at #13/14 Duke	L 70-83	4153
* 02/23/17	at Virginia Tech	w 79-69	2377
* 02/26/17	GEORGIA TECH	w 75-70	1321

* = Conference game

Score by Periods	1st	2nd	3rd	4th	Totals
Miami	267	287	275	306	1135
Opponents	271	233	275	308	1087

NON-CONFERENCE STATISTICS

Non-conference games

RECORD:	OVERALL	HOME	AWAY	NEUTRAL
ALL GAMES	14-3	8-0	3-1	3-2
CONFERENCE	0-0	0-0	0-0	0-0
NON-CONFERENCE	14-3	8-0	3-1	3-2

#	Player	Total					3-Point			F.Throw			Rebounds																
		gp	qs	min	avg	fg-fga	fg%	3fg-fga	3fg%	ft-fa	ft%	off	def	tot	avg	pf	dq	a	to	blk	stl	cis	avg						
03	Jessica Thomas	17-17	539	31.7	67-184	.364	23-76	.303	47-59	.797	1	39	40	2.4	22	0	72	35	0	24	204	12.0							
23	Adrienne Motley	17-17	487	28.6	73-178	.410	26-75	.347	25-31	.806	11	39	50	2.9	34	1	50	27	8	12	197	11.6							
20	Keyona Hayes	17-17	438	25.8	77-136	.566	4-11	.364	32-46	.696	33	86	119	7.0	40	0	23	34	11	10	190	11.2							
30	Erykah Davenport	17-17	349	20.5	63-103	.612	0-0	.000	22-37	.595	42	61	103	6.1	46	1	7	23	14	23	148	8.7							
01	Laura Cornelius	15-3	376	25.1	43-99	.434	19-54	.352	14-17	.824	14	33	47	3.1	28	0	39	38	0	20	119	7.9							
05	Nigia Greene	13-0	220	16.9	30-65	.462	19-44	.432	4-7	.571	6	10	16	1.2	7	0	10	10	2	11	83	6.4							
21	Emese Hof	15-0	199	13.3	37-76	.487	0-0	.000	14-22	.636	20	36	56	3.7	31	0	9	18	13	3	88	5.9							
00	Keyanna Harris	17-14	366	21.5	35-86	.407	8-24	.333	8-17	.471	28	43	71	4.2	29	1	19	26	7	26	86	5.1							
04	Shanese Bailey	17-0	184	10.8	17-42	.405	0-6	.000	16-20	.800	11	28	39	2.3	23	0	11	22	1	9	50	2.9							
12	Sarah Mortensen	15-0	111	7.4	15-36	.417	8-19	.421	2-4	.500	13	14	27	1.8	15	0	8	10	0	2	40	2.7							
22	Zada Williams	8-0	31	3.9	6-8	.750	0-0	.000	3-4	.750	4	7	11	1.4	4	0	0	3	1	1	15	1.9							
51	Serena-Lynn Geldof	7-0	37	5.3	4-8	.500	0-0	.000	1-1	1.000	4	6	10	1.4	8	0	0	3	4	2	9	1.3							
25	Khaila Prather	12-0	83	6.9	4-16	.250	0-0	.000	7-14	.500	16	10	26	2.2	13	0	0	10	3	4	15	1.3							
15	Neydja Pelithomme	3-0	5	1.7	0-0	.000	0-0	.000	0-0	.000	0	0	0	0.0	0	0	2	1	0	0	0	0.0							
Team																					22	46	68						7
Total.....		17	3425	471-1037	.454	107-309	.346	195-279	.699	225	458	683	40.2	300	3	250	267	64	147	1244	73.2								
Opponents.....		17	3425	373-962	.388	94-309	.304	158-279	.566	183	368	551	32.4	285	-	184	288	53	111	998	58.7								

TEAM STATISTICS

	UM	OPP
SCORING	1244	998
Points per game	73.2	58.7
Scoring margin	+14.5	-
FIELD GOALS-ATT	471-1037	373-962
Field goal pct	.454	.388
3 POINT FG-ATT	107-309	94-309
3-point FG pct	.346	.304
3-pt FG made per game	6.3	5.5
FREE THROWS-ATT	195-279	158-279
Free throw pct	.699	.566
F-Throws made per game	11.5	9.3
REBOUNDS	683	551
Rebounds per game	40.2	32.4
Rebounding margin	+7.8	-
ASSISTS	250	184
Assists per game	14.7	10.8
TURNOVERS	267	288
Turnovers per game	15.7	16.9
Turnover margin	+1.2	-
Assist/turnover ratio	0.9	0.6
STEALS	147	111
Steals per game	8.6	6.5
BLOCKS	64	53
Blocks per game	3.8	3.1
ATTENDANCE	11012	22268
Home games-Avg/Game	8-1376	4-2450
Neutral site-Avg/Game	-	5-2493

Date	Opponent	Score	Att.
@ 11/11/16	at #19/19 Kentucky	L 66-82	4471
@ 11/13/16	vs Albany	w 77-53	150
11/16/16	CHARLOTTE	w 80-46	582
11/20/16	at St. John's	w 62-50	695
^ 11/25/16	GRAMBLING STATE	w 89-61	725
^ 11/27/16	TEXAS TECH	w 74-56	722
! 12/01/16	at #9/10 Ohio State	wot 94-89	4165
12/04/16	OLD DOMINION	w 66-56	537
12/06/16	LOYOLA CHICAGO	w 81-43	4989
12/16/16	at FIU	w 69-49	470
# 12/19/16	COPPIN STATE	w 75-35	601
# 12/20/16	MAINE	w 76-51	624
+ 03/02/17	vs Georgia Tech	w 87-71	3145
+ 03/03/17	vs #8/12 Florida State	w 56-54	3600
+ 03/04/17	vs #13/11 Duke	L 52-57	3600
% 03/18/17	FGCU	w 62-60	2232
% 03/20/17	vs Quinnipiac	L 78-85	1972

* = Conference game
 @ = Kentucky Classic (Lexington, Ky.)
 ^ = Miami Thanksgiving Tournament (Coral Gables, Fla.)
 ! = ACC/Big Ten Challenge (Columbus, Ohio)
 # = Miami Holiday Tournament (Coral Gables, Fla.)
 + = ACC Tournament (Conway, S.C.)
 % = NCAA Tournament (Coral Gables, Fla.)

Score by Periods	1st	2nd	3rd	4th	OT	Totals
#16/16 Miami	313	297	314	310	10	1244
Opponents	240	217	273	263	5	998

2016-17 REVIEW

POSTSEASON STATISTICS

Postseason games

RECORD:	OVERALL	HOME	AWAY	NEUTRAL
ALL GAMES	3-2	1-0	0-0	2-2
CONFERENCE	0-0	0-0	0-0	0-0
NON-CONFERENCE	3-2	1-0	0-0	2-2

#	Player	gp-gs	min	Total		3-Point		F-Throw		Rebounds		pf	dq	a	to	blk	stl	pts	avg			
				fg-fga	fg%	3fg-fga	3fg%	ft-fa	ft%	off	def									tot	avg	
20	Keyona Hayes	5-5	153	30.6	35-53	.660	0-4	.000	12-18	.667	10	24	34	6.8	16	0	5	11	1	2	82	16.4
03	Jessica Thomas	5-5	173	34.6	21-58	.362	4-16	.250	10-14	.714	0	13	13	2.6	7	0	16	7	0	6	56	11.2
23	Adrienne Motley	5-5	159	31.8	19-48	.396	2-14	.143	9-12	.750	4	11	15	3.0	10	1	10	8	2	5	49	9.8
21	Emese Hof	5-0	95	19.0	19-34	.559	0-0	.000	9-11	.818	8	13	21	4.2	12	0	3	8	5	0	47	9.4
01	Laura Cornelius	5-0	144	28.8	12-33	.364	3-17	.176	5-6	.833	3	13	16	3.2	9	0	15	18	0	7	32	6.4
30	Erykah Davenport	5-5	100	20.0	11-29	.379	0-0	.000	4-6	.667	11	17	28	5.6	12	0	1	6	5	5	26	5.2
00	Keyanna Harris	5-5	108	21.6	8-18	.444	2-7	.286	3-5	.600	4	10	14	2.8	10	1	4	7	6	7	21	4.2
04	Shaneese Bailey	5-0	51	10.2	5-12	.417	0-0	.000	5-6	.833	3	7	10	2.0	5	0	4	4	0	1	15	3.0
12	Sarah Mortensen	4-0	13	3.3	3-3	1.000	1-1	1.000	0-0	.000	1	0	1	0.3	2	0	0	2	0	0	7	1.8
22	Zada Williams	2-0	3	1.5	0-0	.000	0-0	.000	0-0	.000	0	0	0	0.0	1	0	0	0	0	0	0	0.0
05	Nigia Greene	1-0	1	1.0	0-0	.000	0-0	.000	0-0	.000	0	0	0	0.0	0	0	0	0	0	0	0	0.0
Team											9	9	18									
Total.....		5	1000		133-288	.462	12-59	.203	57-78	.731	53	117	170	34.0	84	2	58	73	19	33	335	67.0
Opponents.....		5	1000		123-285	.432	39-99	.394	42-69	.609	53	100	153	30.6	93	-	71	73	18	29	327	65.4

TEAM STATISTICS	UM	OPP
SCORING	335	327
Points per game	67.0	65.4
Scoring margin	+1.6	-
FIELD GOALS-ATT	133-288	123-285
Field goal pct	.462	.432
3 POINT FG-ATT	12-59	39-99
3-point FG pct	.203	.394
3-pt FG made per game	2.4	7.8
FREE THROWS-ATT	57-78	42-69
Free throw pct	.731	.609
F-Throws made per game	11.4	8.4
REBOUNDS	170	153
Rebounds per game	34.0	30.6
Rebounding margin	+3.4	-
ASSISTS	58	71
Assists per game	11.6	14.2
TURNOVERS	73	73
Turnovers per game	14.6	14.6
Turnover margin	+0.0	-
Assist/turnover ratio	0.8	1.0
STEALS	33	29
Steals per game	6.6	5.8
BLOCKS	19	18
Blocks per game	3.8	3.6
ATTENDANCE	2232	12317
Home games-Avg/Game	1-2232	0-0
Neutral site-Avg/Game	-	4-3079

Date	Opponent	Score	Att.
+ 03/02/17	vs Georgia Tech	w 87-71	3145
+ 03/03/17	vs #8/12 Florida State	w 56-54	3600
+ 03/04/17	vs #13/11 Duke	L 52-57	3600
% 03/18/17	FGCU	w 62-60	2232
% 03/20/17	vs Quinnipiac	L 78-85	1972

* = Conference game
 @ = Kentucky Classic (Lexington, Ky.)
 ^ = Miami Thanksgiving Tournament (Coral Gables, Fla.)
 ! = ACC/Big Ten Challenge (Columbus, Ohio)
 # = Miami Holiday Tournament (Coral Gables, Fla.)
 + = ACC Tournament (Conway, S.C.)
 % = NCAA Tournament (Coral Gables, Fla.)

Score by Periods	1st	2nd	3rd	4th	Totals
#16/16 Miami	82	82	83	88	335
Opponents	69	69	89	100	327

2016-17 REVIEW

WIN STATISTICS

Games won

RECORD:	OVERALL	HOME	AWAY	NEUTRAL
ALL GAMES	24-0	14-0	7-0	3-0
CONFERENCE	10-0	6-0	4-0	0-0
NON-CONFERENCE	14-0	8-0	3-0	3-0

#	Player	Total					3-Point			F-Throw			Rebounds									
		gp-gs	min	avg	fg-fga	fg%	3fg-fga	3fg%	ft-fa	ft%	off	def	tot	avg	pf	dq	a	to	blk	stl	pts	avg
23	Adrienne Motley	23-23	654	28.4	112-251	.446	35-95	.368	43-58	.741	17	48	65	2.8	48	2	65	39	10	23	302	13.1
03	Jessica Thomas	24-24	755	31.5	96-266	.361	31-108	.287	84-106	.792	1	66	67	2.8	31	0	105	61	2	36	307	12.8
20	Keyona Hayes	24-23	573	23.9	99-183	.541	5-13	.385	49-76	.645	50	107	157	6.5	60	0	27	41	19	22	252	10.5
01	Laura Cornelius	22-4	569	25.9	76-161	.472	39-88	.443	23-29	.793	19	57	76	3.5	31	0	57	55	0	28	214	9.7
30	Erykah Davenport	24-22	456	19.0	81-129	.628	0-0	.000	23-41	.561	52	72	124	5.2	67	3	12	33	17	37	185	7.7
21	Emese Hof	22-2	335	15.2	59-113	.522	0-0	.000	15-30	.500	31	61	92	4.2	53	2	18	30	24	8	133	6.0
00	Keyanna Harris	24-20	518	21.6	54-128	.422	8-30	.267	16-28	.571	41	57	98	4.1	36	0	27	32	7	40	132	5.5
04	Shaneese Bailey	24-2	273	11.4	34-73	.466	0-9	.000	30-37	.811	16	29	45	1.9	32	0	14	29	1	12	98	4.1
05	Nigia Greene	20-0	260	13.0	28-64	.438	17-43	.395	6-9	.667	11	16	27	1.4	10	0	15	14	2	12	79	4.0
12	Sarah Mortensen	22-0	175	8.0	22-57	.386	12-32	.375	4-7	.571	16	25	41	1.9	25	0	9	10	2	3	60	2.7
22	Zada Williams	11-0	39	3.5	6-8	.750	0-0	.000	3-4	.750	4	8	12	1.1	4	0	0	3	2	1	15	1.4
51	Serena-Lynn Geldof	11-0	48	4.4	5-11	.455	0-0	.000	3-3	1.000	6	8	14	1.3	10	0	0	4	4	2	13	1.1
25	Khalia Prather	21-0	159	7.6	7-31	.226	0-0	.000	9-25	.360	32	20	52	2.5	22	0	1	16	5	7	23	1.2
15	Neydja Petithomme	6-0	11	1.8	0-2	.000	0-0	.000	1-2	.500	0	2	2	0.3	1	0	2	1	0	1	1	0.2
Team											40	60	100				15					
Total.....		24	4825		679-1477	.460	147-418	.352	309-455	.679	336	636	972	40.5	430	7	352	383	95	232	1814	75.6
Opponents.....		24	4825		525-1385	.379	117-443	.264	239-402	.595	292	511	803	33.5	453	-	251	440	72	157	1406	58.6

TEAM STATISTICS

	UM	OPP
SCORING	1814	1406
Points per game	75.6	58.6
Scoring margin	+17.0	-
FIELD GOALS-ATT	679-1477	525-1385
Field goal pct	.460	.379
3 POINT FG-ATT	147-418	117-443
3-point FG pct	.352	.264
3-pt FG made per game	6.1	4.9
FREE THROWS-ATT	309-455	239-402
Free throw pct	.679	.595
F-Throws made per game	12.9	10.0
REBOUNDS	972	803
Rebounds per game	40.5	33.5
Rebounding margin	+7.0	-
ASSISTS	352	251
Assists per game	14.7	10.5
TURNOVERS	383	440
Turnovers per game	16.0	18.3
Turnover margin	+2.4	-
Assist/turnover ratio	0.9	0.6
STEALS	232	157
Steals per game	9.7	6.5
BLOCKS	95	72
Blocks per game	4.0	3.0
ATTENDANCE	19282	18499
Home games-Avg/Game	14-1377	7-1658
Neutral site-Avg/Game	-	3-2298

Date	Opponent	Score	Att.
@ 11/13/16	vs Albany	w 77-53	150
11/16/16	CHARLOTTE	w 80-46	582
11/20/16	at St. John's	w 62-50	695
^ 11/25/16	GRAMBLING STATE	w 89-61	725
^ 11/27/16	TEXAS TECH	w 74-56	722
! 12/01/16	at #9/10 Ohio State	Wot 94-89	4165
12/04/16	OLD DOMINION	w 66-56	537
12/06/16	LOYOLA CHICAGO	w 81-43	4989
12/16/16	at FIU	w 69-49	470
# 12/19/16	COPPIN STATE	w 75-35	601
# 12/20/16	MAINE	w 76-51	624
* 01/02/17	at Pittsburgh	w 82-50	904
* 01/05/17	at RV/#23 NC State	w 67-64	2574
* 01/11/17	#15/16 VIRGINIA TECH	w 82-75	685
* 01/26/17	NORTH CAROLINA	w 100-88	1076
* 01/29/17	BOSTON COLLEGE	w 58-51	1868
* 02/02/17	at Wake Forest	w 79-56	419
* 02/09/17	VIRGINIA	w 63-52	1008
* 02/12/17	CLEMSON	w 81-57	2312
* 02/23/17	at Virginia Tech	w 79-69	2377
* 02/26/17	GEORGIA TECH	w 75-70	1321
+ 03/02/17	vs Georgia Tech	w 87-71	3145
+ 03/03/17	vs #8/12 Florida State	w 56-54	3600
% 03/18/17	FGCU	w 62-60	2232

* = Conference game
 @ = Kentucky Classic (Lexington, Ky.)
 ^ = Miami Thanksgiving Tournament (Coral Gables, Fla.)
 ! = ACC/Big Ten Challenge (Columbus, Ohio)
 # = Miami Holiday Tournament (Coral Gables, Fla.)
 + = ACC Tournament (Conway, S.C.)
 % = NCAA Tournament (Coral Gables, Fla.)

Score by Periods	1st	2nd	3rd	4th	OT	Totals
#16/16 Miami	459	443	439	463	10	1814
Opponents	354	292	375	380	5	1406

2016-17 REVIEW

LOSS STATISTICS

Games lost

RECORD:	OVERALL	HOME	AWAY	NEUTRAL
ALL GAMES	0-9	0-2	0-5	0-2
CONFERENCE	0-6	0-2	0-4	0-0
NON-CONFERENCE	0-3	0-0	0-1	0-2

#	Player	gp-gs	Total		3-Point		F-Throw		Rebounds		PF		DQ		A		TO		BLK		STL		PTS		AVG
			min	avg	fg-qa	fg%	3fg-3qa	3fg%	ft-fta	ft%	off	def	tot	avg	pf	dq	a	to	blk	stl	pts	avg			
23	Adrienne Motley	9-9	309	34.3	44-123	.358	20-54	.370	15-21	.714	7	21	28	3.1	21	0	21	14	2	11	123	13.7			
03	Jessica Thomas	9-9	308	34.2	42-108	.389	15-50	.300	23-31	.742	1	11	12	1.3	17	0	25	23	0	16	122	13.6			
20	Keyona Hayes	9-9	234	26.0	36-67	.537	1-5	.200	14-23	.609	17	28	45	5.0	15	0	13	19	3	6	87	9.7			
21	Emese Hof	9-1	175	19.4	28-56	.500	0-1	.000	12-15	.800	11	25	36	4.0	31	2	8	11	7	7	68	7.6			
30	Erykah Davenport	9-8	153	17.0	14-39	.359	0-0	.000	10-19	.526	13	25	38	4.2	19	0	1	17	6	8	38	4.2			
05	Nigia Greene	6-0	70	11.7	9-23	.391	6-19	.316	0-0	.000	1	1	2	0.3	4	0	1	3	0	0	24	4.0			
51	Serena-Lynn Geldof	1-0	4	4.0	2-2	1.000	0-0	.000	0-0	.000	1	1	2	2.0	1	0	0	0	0	1	4	4.0			
01	Laura Cornelius	9-2	230	25.6	11-54	.204	5-30	.167	8-12	.667	6	20	26	2.9	28	1	31	22	0	10	35	3.9			
00	Keyanna Harris	9-7	144	16.0	11-25	.440	2-7	.286	3-7	.429	7	12	19	2.1	20	1	7	17	4	8	27	3.0			
25	Khalia Prather	6-0	61	10.2	5-12	.417	0-0	.000	0-1	.000	9	6	15	2.5	14	1	0	3	1	4	10	1.7			
12	Sarah Mortensen	8-0	42	5.3	4-12	.333	4-8	.500	0-2	.000	2	7	9	1.1	3	0	4	3	0	1	12	1.5			
22	Zada Williams	3-0	8	2.7	2-2	1.000	0-0	.000	0-0	.000	0	1	1	0.3	0	0	0	0	0	0	4	1.3			
04	Shanese Bailey	9-0	60	6.7	2-13	.154	0-1	.000	6-6	1.000	5	7	12	1.3	18	1	0	7	0	3	10	1.1			
15	Neydja Petithomme	1-0	2	2.0	0-0	.000	0-0	.000	1-2	.500	0	0	0	0.0	0	0	1	0	0	0	1	1.0			
Team											22	18	40				2								
Total.....		9	1800		210-536	.392	53-175	.303	92-139	.662	102	183	285	31.7	191	6	112	141	23	75	565	62.8			
Opponents.....		9	1800		235-523	.449	61-156	.391	148-205	.722	122	234	356	39.6	158	-	130	142	40	71	679	75.4			

TEAM STATISTICS	UM	OPP
SCORING	565	679
Points per game	62.8	75.4
Scoring margin	-12.7	-
FIELD GOALS-ATT	210-536	235-523
Field goal pct	.392	.449
3 POINT FG-ATT	53-175	61-156
3-point FG pct	.303	.391
3-pt FG made per game	5.9	6.8
FREE THROWS-ATT	92-139	148-205
Free throw pct	.662	.722
F-Throws made per game	10.2	16.4
REBOUNDS	285	356
Rebounds per game	31.7	39.6
Rebounding margin	-7.9	-
ASSISTS	112	130
Assists per game	12.4	14.4
TURNOVERS	141	142
Turnovers per game	15.7	15.8
Turnover margin	+0.1	-
Assist/turnover ratio	0.8	0.9
STEALS	75	71
Steals per game	8.3	7.9
BLOCKS	23	40
Blocks per game	2.6	4.4
ATTENDANCE	3326	29683
Home games-Avg/Game	2-1663	5-4822
Neutral site-Avg/Game	-	2-2786

Date	Opponent	Score	Att
@ 11/11/16	at #19/19 Kentucky	L 66-82	4471
* 12/29/16	#7/7 FLORIDA STATE	L 66-81	1780
* 01/08/17	#7/6 NOTRE DAME	L 55-67	1546
* 01/15/17	at #9/8 Louisville	L 59-63	10016
* 01/22/17	at RV/#24 Syracuse	L 48-81	1900
* 02/06/17	at #5/5 Florida State	L 71-80	3571
* 02/19/17	at #13/14 Duke	L 70-83	4153
+ 03/04/17	vs #13/11 Duke	L 52-57	3600
% 03/20/17	vs Quinnipiac	L 78-85	1972

* = Conference game
 @ = Kentucky Classic (Lexington, Ky.)
 ^ = Miami Thanksgiving Tournament (Coral Gables, Fla.)
 ! = ACC/Big Ten Challenge (Columbus, Ohio)
 # = Miami Holiday Tournament (Coral Gables, Fla.)
 + = ACC Tournament (Conway, S.C.)
 % = NCAA Tournament (Coral Gables, Fla.)

Score by Periods	1st	2nd	3rd	4th	Totals
#16/16 Miami	121	141	150	153	565
Opponents	157	158	173	191	679

2016-17 REVIEW

HOME STATISTICS

Home games

RECORD:	OVERALL	HOME	AWAY	NEUTRAL
ALL GAMES	14-2	14-2	0-0	0-0
CONFERENCE	6-2	6-2	0-0	0-0
NON-CONFERENCE	8-0	8-0	0-0	0-0

#	Player	Total		3-Point		F-Throw		Rebounds		Tot		Pct		Ast		Stl		Pts		Avg						
		gp	qs	fg	fga	fg%	3fg	3fga	3fg%	ft	fta	ft%	off	def	tot	pf	dq	a	to		blk	stl	pts			
03	Jessica Thomas	16	16	513	32.1	76	186	.409	25	79	.316	52	71	732	1	41	42	2.6	16	0	67	42	2	25	229	14.3
23	Adrienne Motley	15	15	426	28.4	75	163	.460	29	62	.468	19	28	679	8	25	33	2.2	32	2	34	21	8	18	198	13.2
20	Keyona Hayes	16	15	364	22.8	53	109	.486	2	9	.222	30	41	732	40	65	105	6.6	33	0	16	28	12	13	138	8.6
01	Laura Cornelius	15	3	366	24.4	45	107	.421	25	61	.410	12	17	706	10	37	47	3.1	23	0	37	34	0	21	127	8.5
30	Erykah Davenport	16	14	284	17.8	49	74	.662	0	0	.000	12	19	632	27	45	72	4.5	38	1	8	24	8	27	110	6.9
21	Emese Hof	15	2	244	16.3	40	83	.482	0	0	.000	16	29	552	20	44	64	4.3	39	2	11	15	19	7	96	6.4
00	Keyanna Harris	16	13	350	21.9	31	74	.419	4	19	.211	16	23	696	26	36	62	3.9	21	0	27	24	3	32	82	5.1
05	Nigia Greene	13	0	175	13.5	21	51	.412	13	38	.342	2	2	1,000	4	13	17	1.3	8	0	12	10	0	6	57	4.4
04	Shaneese Bailey	16	2	178	11.1	24	48	.500	0	7	.000	17	21	810	7	22	29	1.8	15	0	11	20	0	7	65	4.1
22	Zada Williams	7	0	27	3.9	8	8	1.000	0	0	.000	2	2	1,000	2	6	8	1.1	2	0	0	1	0	0	18	2.6
12	Sarah Mortensen	16	0	125	7.8	13	35	.371	7	20	.350	1	1	1,000	9	18	27	1.7	18	0	10	5	1	1	34	2.1
25	Khalila Prather	14	0	113	8.1	6	26	.231	0	0	.000	8	17	471	20	15	35	2.5	16	0	1	9	2	5	20	1.4
51	Serena-Lynn Geldof	7	0	30	4.3	3	7	.429	0	0	.000	3	3	1,000	4	4	8	1.1	8	0	0	2	2	2	9	1.3
15	Neydja Pelthomme	3	0	5	1.7	0	1	.000	0	0	.000	0	0	0	0	0	0	0.0	0	0	2	1	0	0	0	0.0
Team												33	35	68												
Total.....		16	3200	444	972	.457	105	295	.356	190	274	.693	211	406	617	38.6	269	5	236	249	57	164	1183	73.9		
Opponents.....		16	3200	357	921	.388	78	294	.265	157	265	.592	200	343	543	33.9	284	-	171	285	45	118	949	59.3		

TEAM STATISTICS	UM	OPP
SCORING	1183	949
Points per game	73.9	59.3
Scoring margin	+14.6	-
FIELD GOALS-ATT	444-972	357-921
Field goal pct	.457	.388
3 POINT FG-ATT	105-295	78-294
3-point FG pct	.356	.265
3-pt FG made per game	6.6	4.9
FREE THROWS-ATT	190-274	157-265
Free throw pct	.693	.592
F-Throws made per game	11.9	9.8
REBOUNDS	617	543
Rebounds per game	38.6	33.9
Rebounding margin	+4.6	-
ASSISTS	236	171
Assists per game	14.8	10.7
TURNOVERS	249	285
Turnovers per game	15.6	17.8
Turnover margin	+2.3	-
Assist/turnover ratio	0.9	0.6
STEALS	164	118
Steals per game	10.3	7.4
BLOCKS	57	45
Blocks per game	3.6	2.8
ATTENDANCE	22608	0
Home games-Avg/Game	16-1413	0-0
Neutral site-Avg/Game	-	0-0

Date	Opponent	Score	Att
11/16/16	CHARLOTTE	w 80-46	582
^ 11/25/16	GRAMBLING STATE	w 89-61	725
^ 11/27/16	TEXAS TECH	w 74-56	722
12/04/16	OLD DOMINION	w 66-56	537
12/06/16	LOYOLA CHICAGO	w 81-43	4989
# 12/19/16	COPPIN STATE	w 75-35	601
# 12/20/16	MAINE	w 76-51	624
* 12/29/16	#77 FLORIDA STATE	L 66-81	1780
* 01/08/17	#76 NOTRE DAME	L 55-67	1546
* 01/11/17	#15/16 VIRGINIA TECH	w 82-75	685
* 01/26/17	NORTH CAROLINA	w 100-88	1076
* 01/29/17	BOSTON COLLEGE	w 58-51	1868
* 02/09/17	VIRGINIA	w 63-52	1008
* 02/12/17	CLEMSON	w 81-57	2312
* 02/26/17	GEORGIA TECH	w 75-70	1321
% 03/18/17	FGCU	w 62-60	2232

* = Conference game
 @ = Kentucky Classic (Lexington, Ky.)
 ^ = Miami Thanksgiving Tournament (Coral Gables, Fla.)
 ! = ACC/Big Ten Challenge (Columbus, Ohio)
 # = Miami Holiday Tournament (Coral Gables, Fla.)
 + = ACC Tournament (Conway, S.C.)
 % = NCAA Tournament (Coral Gables, Fla.)

Score by Periods	1st	2nd	3rd	4th	Totals
#16/16 Miami	306	266	295	316	1183
Opponents	225	203	253	268	949

2016-17 REVIEW

AWAY STATISTICS

Away games

RECORD:	OVERALL	HOME	AWAY	NEUTRAL
ALL GAMES	7-5	0-0	7-5	0-0
CONFERENCE	4-4	0-0	4-4	0-0
NON-CONFERENCE	3-1	0-0	3-1	0-0

#	Player	Total		3-Point		F-Throw		Rebounds		a		to		blk		stl		pts		avg		
		gp-gs	min	avg	fg-qa	fg%	3fg-3qa	3fg%	ft-fa	ft%	off	def	tot	avg	pf	dq	a	to	blk		stl	pts
23	Adrienne Motley	12-12	376	31.3	60-160	.375	21-68	.309	32-41	780	11	32	43	3.6	31	0	36	20	2	10	173	14.4
03	Jessica Thomas	12-12	388	32.3	40-130	.308	14-58	.241	48-56	857	1	25	26	2.2	24	0	44	35	0	19	142	11.8
20	Keyona Hayes	12-12	304	25.3	51-95	.537	4-7	.571	23-42	548	19	47	66	5.5	29	0	18	21	8	13	129	10.8
01	Laura Cornelius	11-2	290	26.4	28-76	.368	15-41	.366	14-18	778	11	31	42	3.8	27	1	36	25	0	9	85	7.7
30	Erykah Davenport	12-11	228	19.0	33-62	.532	0-0	.000	15-32	469	27	39	66	5.5	35	2	3	20	9	12	81	6.8
21	Emese Hof	11-1	182	16.5	31-56	.554	0-1	.000	6-9	667	15	28	43	3.9	34	2	12	17	7	7	68	6.2
00	Keyanna Harris	12-10	216	18.0	22-56	.393	3-10	.300	2-8	250	15	25	40	3.3	25	0	4	20	4	9	49	4.1
05	Nigia Greene	11-0	136	12.4	13-32	.406	7-20	.350	4-7	571	7	4	11	1.0	5	0	1	4	2	6	37	3.4
12	Sarah Mortensen	10-0	72	7.2	10-26	.385	8-16	.500	3-8	375	5	13	18	1.8	7	0	3	4	1	3	31	3.1
04	Shaneese Bailey	12-0	100	8.3	8-26	.308	0-2	.000	13-14	929	10	7	17	1.4	27	1	0	10	1	5	29	2.4
51	Serena-Lynn Geldof	4-0	15	3.8	4-4	1.000	0-0	.000	0-0	000	2	3	5	1.3	3	0	0	2	1	1	8	2.0
25	Khaila Prather	12-0	98	8.2	5-16	.313	0-0	.000	1-9	111	20	11	31	2.6	18	1	0	9	4	6	11	0.9
15	Neydija Petithomme	4-0	8	2.0	0-1	.000	0-0	.000	2-4	500	0	2	2	0.5	1	0	1	0	0	1	2	0.5
22	Zada Williams	4-0	12	3.0	0-1	.000	0-0	.000	1-2	500	0	2	2	0.5	1	0	0	2	2	0	1	0.3
Team											20	33	53					3				
Total.....		12	2425		305-741	.412	72-223	.323	164-250	656	163	302	465	38.8	267	7	158	192	41	101	846	70.5
Opponents.....		12	2425		283-711	.398	67-226	.296	183-268	683	160	305	465	38.8	240	-	143	210	47	79	816	68.0

TEAM STATISTICS	UM	OPP
SCORING	846	816
Points per game	70.5	68.0
Scoring margin	+2.5	-
FIELD GOALS-ATT	305-741	283-711
Field goal pct	.412	.398
3 POINT FG-ATT	72-223	67-226
3-point FG pct	.323	.296
3-pt FG made per game	6.0	5.6
FREE THROWS-ATT	164-250	183-268
Free throw pct	.656	.683
F-Throws made per game	13.7	15.3
REBOUNDS	465	465
Rebounds per game	38.8	38.8
Rebounding margin	+0.0	-
ASSISTS	158	143
Assists per game	13.2	11.9
TURNOVERS	192	210
Turnovers per game	16.0	17.5
Turnover margin	+1.5	-
Assist/turnover ratio	0.8	0.7
STEALS	101	79
Steals per game	8.4	6.6
BLOCKS	41	47
Blocks per game	3.4	3.9
ATTENDANCE	0	35715
Home games-Avg/Game	0-0	12-2976
Neutral site-Avg/Game	-	0-0

Date	Opponent	Score	Att.
@ 11/11/16	at #19/19 Kentucky	L 66-82	4471
11/20/16	at St. John's	W 62-50	695
! 12/01/16	at #9/10 Ohio State	Wot 94-89	4165
12/16/16	at FIU	W 69-49	470
* 01/02/17	at Pittsburgh	W 82-50	904
* 01/05/17	at RV/#23 NC State	W 67-64	2574
* 01/15/17	at #9/8 Louisville	L 59-63	10016
* 01/22/17	at RV/#24 Syracuse	L 48-81	1900
* 02/02/17	at Wake Forest	W 79-56	419
* 02/06/17	at #5/5 Florida State	L 71-80	3571
* 02/19/17	at #13/14 Duke	L 70-83	4153
* 02/23/17	at Virginia Tech	W 79-69	2377

* = Conference game
 @ = Kentucky Classic (Lexington, Ky.)
 ^ = Miami Thanksgiving Tournament (Coral Gables, Fla.)
 ! = ACC/Big Ten Challenge (Columbus, Ohio)
 # = Miami Holiday Tournament (Coral Gables, Fla.)
 + = ACC Tournament (Conway, S.C.)
 % = NCAA Tournament (Coral Gables, Fla.)

Score by Periods	1st	2nd	3rd	4th	OT	Totals
#16/16 Miami	187	223	206	220	10	846
Opponents	210	177	212	212	5	816

NEUTRAL SITE STATISTICS

Neutral site games

RECORD:	OVERALL	HOME	AWAY	NEUTRAL
ALL GAMES	3-2	0-0	0-0	3-2
CONFERENCE	0-0	0-0	0-0	0-0
NON-CONFERENCE	3-2	0-0	0-0	3-2

#	Player	Total		3-Point		F-Throw		Rebounds		PF		DQ		A		Bk		Stl		Pts		Avg						
		gp	qs	min	avg	fg	fga	3fg	3fga	ft	fta	off	def	tot	avg	pf	dq	a	to	blk	stl	pts	avg					
20	Keyona Hayes	5-5	139	27.8	31-46	.674	0-2	.000	10-16	.625	8	23	31	6.2	13	0	6	11	2	2	72	14.4						
03	Jessica Thomas	5-5	162	32.4	22-58	.379	7-21	.333	7-10	.700	0	11	11	2.2	8	0	19	7	0	8	58	11.6						
23	Adrienne Motley	5-5	161	32.2	21-51	.412	5-19	.263	7-10	.700	5	12	17	3.4	6	0	16	12	2	6	54	10.8						
01	Laura Cornelius	5-1	143	28.6	14-32	.438	4-16	.250	5-6	.833	4	9	13	2.6	9	0	15	18	0	8	37	7.4						
21	Emese Hof	5-0	84	16.8	16-30	.533	0-0	.000	5-7	.714	7	14	21	4.2	11	0	3	9	5	1	37	7.4						
30	Erykah Davenport	5-5	97	19.4	13-32	.406	0-0	.000	6-9	.667	11	13	24	4.8	13	0	2	6	6	6	32	6.4						
00	Keyanna Harris	5-4	96	19.2	12-23	.522	3-8	.375	1-4	.250	7	8	15	3.0	10	1	3	5	4	7	28	5.6						
05	Nigia Greene	2-0	19	9.5	3-4	.750	3-4	.750	0-0	.000	1	0	1	0.5	1	0	3	3	0	0	9	4.5						
04	Shaneese Bailey	5-0	55	11.0	4-12	.333	0-1	.000	6-8	.750	4	7	11	2.2	8	0	3	6	0	3	14	2.8						
25	Khaila Prather	1-0	9	9.0	1-1	1.000	0-0	.000	0-0	.000	1	0	1	1.0	2	0	0	1	0	0	2	2.0						
12	Sarah Mortensen	4-0	20	5.0	3-8	.375	1-4	.250	0-0	.000	4	1	5	1.3	3	0	0	4	0	0	7	1.8						
51	Serena-Lynn Geldof	1-0	7	7.0	0-2	.000	0-0	.000	0-0	.000	1	2	3	3.0	0	0	0	0	1	0	0	0.0						
22	Zada Williams	3-0	8	2.7	0-1	.000	0-0	.000	0-0	.000	2	1	3	1.0	1	0	0	0	0	1	0	0.0						
Team																					9	10	19			1		
Total.....		5	1000	140-300	.467	23-75	.307	47-70	.671	64	111	175	35.0	85	1	70	83	20	42	350	70.0							
Opponents.....		5	1000	120-276	.435	33-79	.418	47-74	.635	54	97	151	30.2	87	-	67	87	20	31	320	64.0							

TEAM STATISTICS	UM	OPP
SCORING	350	320
Points per game	70.0	64.0
Scoring margin	+6.0	-
FIELD GOALS-ATT	140-300	120-276
Field goal pct	.467	.435
3 POINT FG-ATT	23-75	33-79
3-point FG pct	.307	.418
3-pt FG made per game	4.6	6.6
FREE THROWS-ATT	47-70	47-74
Free throw pct	.671	.635
F-Throws made per game	9.4	9.4
REBOUNDS	175	151
Rebounds per game	35.0	30.2
Rebounding margin	+4.8	-
ASSISTS	70	67
Assists per game	14.0	13.4
TURNOVERS	83	87
Turnovers per game	16.6	17.4
Turnover margin	+0.8	-
Assist/turnover ratio	0.8	0.8
STEALS	42	31
Steals per game	8.4	6.2
BLOCKS	20	20
Blocks per game	4.0	4.0
ATTENDANCE	0	12467
Home games-Avg/Game	0-0	0-0
Neutral site-Avg/Game	-	5-2493

Date	Opponent	Score	Att.
@ 11/13/16	vs Albany	w 77-53	150
+ 03/02/17	vs Georgia Tech	w 87-71	3145
+ 03/03/17	vs #8/12 Florida State	w 56-54	3600
+ 03/04/17	vs #13/11 Duke	L 52-57	3600
% 03/20/17	vs Quinnipiac	L 78-85	1972

- * = Conference game
- @ = Kentucky Classic (Lexington, Ky.)
- ^ = Miami Thanksgiving Tournament (Coral Gables, Fla.)
- ! = ACC/Big Ten Challenge (Columbus, Ohio)
- # = Miami Holiday Tournament (Coral Gables, Fla.)
- + = ACC Tournament (Conway, S.C.)
- % = NCAA Tournament (Coral Gables, Fla.)

Score by Periods	1st	2nd	3rd	4th	Totals
#16/16 Miami	87	95	88	80	350
Opponents	76	70	83	91	320

2016-17 REVIEW

TEAM GAME-BY-GAME COMPARISON

All games

Opponent	1st	2nd	Score	Mar	Total FG	FG Pct	3-Pointers	3FG Pct	Free Throws	FT Pct	Rebounds	Assist	T/Over	Block	Steal	Fouls	
#19/19 Kentucky	29/38	37/44	66-82	(16)	26-63/31-64	41.3/48.4	10-30/8-18	33.3/44.4	4.6/12.2	66.7/57.1	33/39	(6)	16/14	18/11	1/4	6/11	19/12
Albany	46/30	31/23	77-53	+24	29-64/21-55	45.3/38.2	12-30/3-14	4.0/1.2	7-12/8-11	58.3/72.7	46/24	-5	20/10	30/26	4/3	15/8	17/15
CHARLOTTE	47/20	33/26	80-46	+34	31-63/16-57	49.2/28.1	10-19/3-19	5.28/1.58	8-11/11-24	72.7/45.8	44/39	-6	21/11	16/18	2/4	14/10	21/14
St. John's	28/23	34/27	62-50	+12	17-49/18-60	34.7/30.0	2-8/5-19	2.50/26.3	26-39/9-20	66.7/45.0	48/37	+11	9/9	22/21	7/4	8/6	20/32
GRAMBLING STATE	45/24	44/37	89-61	+28	35-70/24-62	50.0/38.7	9-25/5-17	3.60/29.4	10-14/8-14	71.4/51.7	43/36	+7	18/9	11/16	4/1	10/6	16/15
TEXAS TECH	31/23	43/33	74-56	+18	30-66/21-52	45.5/40.4	8-25/6-19	3.20/31.6	6-9/8-16	66.7/50.0	39/33	-6	12/8	9/15	6/3	6/5	12/12
#9/10 Ohio State	41/30	43/54	94-89	+5	31-67/33-69	46.3/47.8	7-15/6-28	4.67/28.6	25-32/15-27	78.1/55.6	40/41	(1)	18/9	13/17	0/5	5/2	24/23
OLD DOMINION	23/25	43/31	66-56	+10	22-58/21-55	37.9/32.8	4-11/4-13	3.64/30.8	18-25/10-19	72.0/52.6	37/39	(2)	13/12	15/22	4/3	15/8	18/21
LOYOLA CHICAGO	32/22	49/21	81-43	+38	33-71/16-52	46.5/30.8	10-31/4-14	3.23/28.6	5-10/7-13	50.0/53.8	48/31	+7	20/9	13/21	7/2	15/5	17/7
FIU	44/33	25/16	69-49	+20	23-57/17-52	46.1/32.7	8-16/3-14	5.00/21.4	15-22/12-15	68.2/80.0	43/33	+10	9/9	17/18	7/1	7/5	20/15
COPPINS STATE	39/23	36/12	75-35	+40	30-61/15-50	49.2/30.0	9-23/2-13	3.60/15.4	6-12/3-12	50.0/25.0	52/23	-29	19/4	16/15	1/4	9/10	14/13
MAINE	41/28	35/23	76-51	+25	31-60/17-49	51.7/34.7	6-15/4-22	4.00/18.2	8-9/13-18	88.9/72.2	40/23	+17	17/9	14/15	2/1	4/6	18/13
#17/7 FLORIDA STATE	31/32	35/49	66-81	(15)	23-49/29-66	46.9/43.9	9-19/7-21	4.74/33.3	11-19/16-21	57.9/76.2	25/43	(18)	14/15	18/14	2/1	7/9	17/18
Pittsburgh	48/22	34/28	82-50	+32	31-59/19-52	52.5/36.5	8-19/5-20	4.21/25.0	12-19/7-11	63.2/63.6	36/29	+7	19/17	15/26	2/4	12/6	16/17
RV#23 NC State	36/32	31/32	67-64	+3	27-60/23-55	45.0/41.8	2-10/5-22	2.00/22.7	11-19/13-21	57.9/61.9	41/31	+10	12/12	16/12	2/0	6/5	25/23
#7/6 NOTRE DAME	29/30	26/37	55-67	(12)	21-56/28-56	37.5/50.0	5-18/3-13	2.78/23.1	8-12/8-14	66.7/57.1	28/39	(11)	13/16	18/21	1/3	12/10	16/16
#15/16 VIRGINIA TECH	36/35	46/40	82-75	+7	31-65/27-64	47.7/42.2	7-17/6-22	4.12/27.3	13-22/15-21	59.1/71.4	38/33	-5	17/7	15/14	5/4	5/3	20/23
#9/8 Louisville	25/32	34/31	59-63	(4)	24-58/24-65	41.4/36.9	6-19/5-15	3.16/33.3	5-6/10-14	83.3/71.4	31/46	(15)	15/11	11/14	2/1	8/6	20/12
RV#24 Syracuse	29/45	19/36	48-81	(33)	18-59/24-58	30.5/41.4	4-20/6-29	2.00/27.6	8-16/25-32	50.0/78.1	37/43	(6)	12/14	23/13	2/9	7/10	29/19
NORTH CAROLINA	44/44	56/44	100-88	+12	38-72/33-65	52.8/50.8	8-20/9-24	4.00/37.5	16-17/13-19	94.1/68.4	45/23	+22	18/13	15/13	2/4	5/9	17/21
BOSTON COLLEGE	32/18	26/33	58-51	+7	17-52/19-45	32.7/42.2	6-13/2-12	4.62/16.7	18-28/11-17	64.3/64.7	34/38	(4)	7/10	27/34	7/5	19/14	17/26
Wake Forest	31/31	48/25	79-56	+23	32-73/21-56	43.8/37.5	8-25/3-10	3.20/30.0	7-14/11-16	50.0/68.8	38/43	(5)	17/13	13/29	4/3	9/8	18/19
#5/5 Florida State	32/40	39/40	71-80	(9)	26-61/25-58	42.6/43.1	5-13/5-14	3.85/35.7	14-20/25-36	70.0/69.4	31/42	(11)	7/10	18/18	5/6	8/6	28/23
VIRGINIA	26/18	37/34	63-52	+11	25-58/22-64	43.1/34.4	3-15/5-18	2.00/27.8	10-22/3-9	4.65/33.3	41/39	+2	9/12	21/23	4/4	16/8	13/21
CLENSON	48/30	33/27	81-57	+24	28-58/20-51	48.3/39.2	6-16/3-17	3.75/17.6	19-23/14-21	82.6/66.7	30/30	-	14/10	10/18	1/5	12/4	16/20
#13/14 Duke	31/32	39/51	70-83	(13)	23-67/26-50	34.3/35.0	7-28/5-8	2.50/6.25	27-26/6-32	77.1/81.3	30/39	-	12/16	12/21	2/6	11/7	26/21
Virginia Tech	36/29	43/40	79-69	+10	27-68/22-72	39.7/30.6	5-20/7-29	2.50/24.1	20-35/18-23	57.3/78.3	57/42	(9)	12/9	14/10	7/4	4/7	22/24
GEORGIA TECH	40/34	35/36	75-70	+5	27-61/25-69	44.3/36.2	4-12/6-16	3.33/37.5	17-21/14-21	81.0/66.7	32/48	(16)	16/12	11/14	6/0	9/5	21/23
Georgia Tech	47/25	40/46	87-71	+16	37-58/28-61	63.8/45.9	3-6/4-13	5.00/30.8	10-13/11-21	76.9/52.4	29/28	+1	15/10	16/14	6/4	5/6	18/19
#8/12 Florida State	33/25	23/29	56-54	+2	25-55/23-54	45.5/42.6	1-11/6-14	0.91/42.9	5-7/2-7	71.4/28.6	30/34	(4)	12/13	14/17	2/3	6/5	14/16
#13/11 Duke	20/23	32/34	52-57	(5)	22-59/20-46	37.3/43.5	2-17/5-12	1.18/41.7	6-11/12-15	54.5/80.0	31/31	-	9/10	12/17	3/5	8/6	16/14
FGCU	28/22	34/38	62-60	+2	22-52/24-64	42.3/37.5	1-14/9-24	0.71/26.5	17-20/3-6	85.0/50.0	41/26	+15	8/14	20/12	3/1	6/6	16/21
Quinnipiac	36/43	42/42	78-85	(7)	27-64/28-60	42.2/46.7	5-11/15-26	4.58/57.7	19-27/14-20	70.4/70.0	39/34	+5	14/24	11/13	5/5	8/6	20/23

Note: Game totals are displayed in the format TEAM/OPPONENT for each category

TEAM GAME-BY-GAME

All games

TEAM STATISTICS

Opponent	Date	Score	L	Total		3-Pointers		Free throws		Rebounds				pf	a tfo	blk	stl	pts	avg	
				fg-fga	pct	3fg-fga	pct	ft-fa	pct	off	def	tot	avg							
at #19/19 Kentucky	11/11/16	66-82	L	26-63	.413	10-30	.333	4-6	.667	10	23	33	33.0	19	16	18	1	6	66	66.0
vs Albany	11/13/16	77-53	W	29-64	.453	12-30	.400	7-12	.583	22	24	46	39.5	17	20	30	4	15	77	71.5
CHARLOTTE	11/16/16	80-46	W	31-63	.492	10-19	.526	8-11	.727	11	33	44	41.0	21	21	16	2	14	80	74.3
at St. John's	11/20/16	62-50	W	17-49	.347	2-8	.250	26-39	.667	14	34	48	42.8	20	9	22	7	8	62	71.2
GRAMBLING STATE	11/25/16	89-61	W	35-70	.500	9-25	.360	10-14	.714	14	29	43	42.8	16	18	11	4	10	89	74.8
TEXAS TECH	11/27/16	74-56	W	30-66	.455	8-25	.320	6-9	.667	15	24	39	42.2	12	12	9	6	6	74	74.7
at #9/10 Ohio State	12/01/16	94-89	Wot	31-67	.463	7-15	.467	25-32	.781	10	30	40	41.9	24	18	13	0	5	94	77.4
OLD DOMINION	12/04/16	66-56	W	22-58	.379	4-11	.364	18-25	.720	8	29	37	41.2	18	13	15	4	15	66	76.0
LOYOLA CHICAGO	12/06/16	81-43	W	33-71	.465	10-31	.323	5-10	.500	17	31	48	42.0	17	20	13	7	15	81	76.6
at FIU	12/16/16	69-49	W	23-57	.404	8-16	.500	15-22	.682	15	28	43	42.1	20	9	17	7	7	69	75.8
COPPIN STATE	12/19/16	75-35	W	30-61	.492	9-25	.360	6-12	.500	21	31	52	43.0	14	19	16	1	9	75	75.7
MAINE	12/20/16	76-51	W	31-60	.517	6-15	.400	8-9	.889	15	25	40	42.8	18	17	14	2	4	76	75.8
#7/7 FLORIDA STATE	12/29/16	66-81	L	23-49	.469	9-19	.474	11-19	.579	6	19	25	41.4	17	14	18	2	7	66	75.0
at Pittsburgh	01/02/17	82-50	W	31-59	.525	8-19	.421	12-19	.632	12	24	36	41.0	16	19	15	2	12	82	75.5
at RV/#23 NC State	01/05/17	67-64	W	27-60	.450	2-10	.200	11-19	.579	16	25	41	41.0	25	12	16	2	6	67	74.9
#7/6 NOTRE DAME	01/08/17	55-67	L	21-56	.375	5-18	.278	8-12	.667	12	16	28	40.2	16	13	18	1	12	55	73.7
#15/16 VIRGINIA TECH	01/11/17	82-75	W	31-65	.477	7-17	.412	13-22	.591	12	26	38	40.1	20	17	15	5	5	82	74.2
at #9/8 Louisville	01/15/17	59-63	L	24-58	.414	6-19	.316	5-6	.833	8	23	31	39.6	20	15	11	2	8	59	73.3
at RV/#24 Syracuse	01/22/17	48-81	L	18-59	.305	4-20	.200	8-16	.500	18	19	37	39.4	29	12	23	2	7	48	72.0
NORTH CAROLINA	01/26/17	100-88	W	38-72	.528	8-20	.400	16-17	.941	18	27	45	39.7	17	18	15	2	5	100	73.4
BOSTON COLLEGE	01/29/17	58-51	W	17-52	.327	6-13	.462	18-28	.643	14	20	34	39.4	17	7	27	7	19	58	72.7
at Wake Forest	02/02/17	79-56	W	32-73	.438	8-25	.320	7-14	.500	16	22	38	39.4	18	17	13	4	19	79	73.0
at #5/5 Florida State	02/06/17	71-80	L	26-61	.426	5-13	.385	14-20	.700	10	21	31	39.0	28	7	18	5	8	71	72.9
VIRGINIA	02/09/17	63-52	W	25-58	.431	3-15	.200	10-22	.455	13	28	41	39.1	13	9	21	4	16	63	72.5
CLEMSON	02/12/17	81-57	W	28-58	.483	6-16	.375	19-23	.826	13	17	30	38.7	16	14	10	1	12	81	72.8
at #13/14 Duke	02/19/17	70-83	L	23-67	.343	7-28	.250	17-22	.773	13	17	30	38.4	26	12	12	2	11	70	72.7
at Virginia Tech	02/23/17	79-69	W	27-68	.397	5-20	.250	20-35	.571	21	36	57	39.1	22	12	14	7	4	79	72.9
GEORGIA TECH	02/26/17	75-70	W	27-61	.443	4-12	.333	17-21	.810	11	21	32	38.8	21	16	11	6	9	75	73.0
vs Georgia Tech	03/02/17	87-71	W	37-58	.638	3-6	.500	10-13	.769	8	21	29	38.5	18	15	16	6	5	87	73.5
vs #8/12 Florida State	03/03/17	56-54	W	25-55	.455	1-11	.091	5-7	.714	9	21	30	38.2	14	12	14	2	6	56	72.9
vs #13/11 Duke	03/04/17	52-57	L	22-59	.373	2-17	.118	6-11	.545	12	19	31	38.0	16	9	12	3	8	52	72.2
FGCU	03/18/17	62-60	W	22-52	.423	1-14	.071	17-20	.850	11	30	41	38.1	16	8	20	3	6	62	71.9
vs Quinnipiac	03/20/17	78-85	L	27-64	.422	5-11	.455	19-27	.704	13	26	39	38.1	20	14	11	5	8	78	72.1
Miami		2379		889-2013	.442	200-593	.337	401-594	.675	438	819	1257	38.1	621	464	524	118	307	2379	72.1
Opponents		2085		760-1908	.398	178-589	.297	387-607	.638	414	745	1159	35.1	611	381	582	112	228	2085	63.2

Games played: 33
Points/game: 72.1
FG Pct: 44.2
3FG Pct: 33.7
FT Pct: 67.5

Rebounds/game: 38.1
Assists/game: 14.1
Turnovers/game: 15.9
Assist/turnover ratio: 0.9
Steals/game: 9.3
Blocks/game: 3.6

2016-17 REVIEW

OPPONENT GAME-BY-GAME

All games

OPPONENT STATISTICS

Opponent	Date	Score	Total	3-Pointers		Free throws		Rebounds				Other				pts	avg			
				fg-fga	pct	3fg-fga	pct	ft-fia	pct	off	def	tot	avg	pf	a			t/o	blk	stl
at #19/19 Kentucky	11/11/16	66-82	L	31-64	.484	8-18	.444	12-21	.571	12	27	39	39.0	12	14	11	4	11	82	82.0
vs Albany	11/13/16	77-53	W	21-55	.382	3-14	.214	8-11	.727	10	14	24	31.5	15	10	26	3	8	53	67.5
CHARLOTTE	11/16/16	80-46	W	16-57	.281	3-19	.158	11-24	.458	16	23	39	34.0	14	11	18	4	10	46	60.3
at St. John's	11/20/16	62-50	W	18-60	.300	5-19	.263	9-20	.450	14	23	37	34.8	32	9	21	4	6	50	57.8
GRAMBLING STATE	11/25/16	89-61	W	24-62	.387	5-17	.294	8-14	.571	12	24	36	35.0	15	9	16	1	6	61	58.4
TEXAS TECH	11/27/16	74-56	W	21-52	.404	6-19	.316	8-16	.500	10	23	33	34.7	12	8	15	3	5	56	58.0
at #9/10 Ohio State	12/01/16	94-89	Wot	33-69	.478	8-28	.286	15-27	.556	12	29	41	35.6	23	9	17	5	2	89	62.4
OLD DOMINION	12/04/16	66-56	W	21-55	.382	4-13	.308	10-19	.526	10	29	39	36.0	21	12	22	3	8	56	61.6
LOYOLA CHICAGO	12/06/16	81-43	W	16-52	.308	4-14	.286	7-13	.538	8	23	31	35.4	7	9	21	2	5	43	59.6
at FIU	12/16/16	69-49	W	17-52	.327	3-14	.214	12-15	.800	9	24	33	35.2	15	9	18	1	5	49	58.5
COPPIN STATE	12/19/16	75-35	W	15-50	.300	2-13	.154	3-12	.250	8	15	23	34.1	13	4	15	4	6	35	56.4
MAINE	12/20/16	76-51	W	17-49	.347	4-22	.182	13-18	.722	9	14	23	33.2	13	9	15	1	6	51	55.9
#7/7 FLORIDA STATE	12/29/16	66-81	L	29-66	.439	7-21	.333	16-21	.762	20	23	43	33.9	18	15	14	1	9	81	57.8
at Pittsburgh	01/02/17	82-50	W	19-52	.365	5-20	.250	7-11	.636	11	18	29	33.6	17	17	26	4	6	50	57.3
at RV/#23 NC State	01/05/17	67-64	W	23-55	.418	5-22	.227	13-21	.619	10	21	31	33.4	23	12	12	0	5	64	57.7
#7/6 NOTRE DAME	01/08/17	55-67	L	28-56	.500	3-13	.231	8-14	.571	14	25	39	33.8	16	16	21	3	10	67	58.3
#15/16 VIRGINIA TECH	01/11/17	82-75	W	27-64	.422	6-22	.273	15-21	.714	12	21	33	33.7	23	7	14	4	3	75	59.3
at #9/8 Louisville	01/15/17	59-63	L	24-65	.369	5-15	.333	10-14	.714	20	26	46	34.4	12	11	14	1	6	63	59.5
at RV/#24 Syracuse	01/22/17	48-81	L	24-58	.414	8-29	.276	25-32	.781	16	27	43	34.8	19	14	13	9	10	81	60.6
NORTH CAROLINA	01/26/17	100-88	W	33-65	.508	9-24	.375	13-19	.684	8	15	23	34.2	21	13	13	4	9	88	62.0
BOSTON COLLEGE	01/29/17	58-51	W	19-45	.422	2-12	.167	11-17	.647	11	27	38	34.4	26	10	34	5	14	51	61.5
at Wake Forest	02/02/17	79-56	W	21-56	.375	3-10	.300	11-16	.688	15	28	43	34.8	19	13	29	3	8	56	61.2
at #5/5 Florida State	02/06/17	71-80	L	25-58	.431	5-14	.357	25-36	.694	15	27	42	35.1	23	10	18	6	6	80	62.0
VIRGINIA	02/09/17	63-52	W	22-64	.344	5-18	.278	3-9	.333	15	24	39	35.3	21	12	23	4	8	52	61.6
CLEMSON	02/12/17	81-57	W	20-51	.392	3-17	.176	14-21	.667	14	16	30	35.1	20	10	18	5	4	57	61.4
at #13/14 Duke	02/19/17	70-83	L	26-50	.520	5-8	.625	26-32	.813	9	30	39	35.2	21	16	21	6	7	83	62.3
at Virginia Tech	02/23/17	79-69	W	22-72	.306	7-29	.241	18-23	.783	17	25	42	35.5	24	9	10	4	7	69	62.5
GEORGIA TECH	02/26/17	75-70	W	25-69	.362	6-16	.375	14-21	.667	24	24	48	35.9	23	12	14	0	5	70	62.8
vs Georgia Tech	03/02/17	87-71	W	28-61	.459	4-13	.308	11-21	.524	15	13	28	35.7	19	10	14	4	6	71	63.1
vs #8/12 Florida State	03/03/17	56-54	W	23-54	.426	6-14	.429	2-7	.286	13	21	34	35.6	16	13	17	3	5	54	62.8
vs #13/11 Duke	03/04/17	52-57	L	20-46	.435	5-12	.417	12-15	.800	7	24	31	35.5	14	10	17	5	6	57	62.6
FGCU	03/18/17	62-60	W	24-64	.375	9-34	.265	3-6	.500	9	17	26	35.2	21	14	12	1	6	60	62.5
vs Quinnipiac	03/20/17	78-85	L	28-60	.467	15-26	.577	14-20	.700	9	25	34	35.1	23	24	13	5	6	85	63.2
Opponents		2085		760-1908	.398	178-599	.297	387-607	.638	414	745	1159	35.1	611	381	582	112	228	2085	63.2
#16/16 Miami		2379		889-2013	.442	200-593	.337	401-594	.675	438	819	1257	38.1	621	464	524	118	307	2379	72.1

Games played: 33
 Points/game: 63.2
 FG Pct: 39.8
 3FG Pct: 29.7
 FT Pct: 63.8

Rebounds/game: 35.1
 Assists/game: 11.5
 Turnovers/game: 17.6
 Assist/turnover ratio: 0.7
 Steals/game: 6.9
 Blocks/game: 3.4

2016-17 REVIEW

TEAM GAME HIGHS

All games

Miami - TEAM GAME HIGHS

POINTS	100	NORTH CAROLINA (01/26/17)
	94	at #9/10 Ohio State (12/01/16)
	89	GRAMBLING STATE (11/25/16)
	87	vs Georgia Tech (03/02/17)
	82	#15/16 VIRGINIA TECH (01/11/17)
	82	at Pittsburgh (01/02/17)
FIELD GOALS MADE	38	NORTH CAROLINA (01/26/17)
	37	vs Georgia Tech (03/02/17)
FIELD GOAL ATTEMPTS	73	at Wake Forest (02/02/17)
	72	NORTH CAROLINA (01/26/17)
FIELD GOAL PERCENTAGE	.638 (37-58)	vs Georgia Tech (03/02/17)
	.528 (38-72)	NORTH CAROLINA (01/26/17)
3 PT FIELD GOALS MADE	12	vs Albany (11/13/16)
	10	LOYOLA CHICAGO (12/06/16)
	10	CHARLOTTE (11/16/16)
	10	at #19/19 Kentucky (11/11/16)
3 PT FG ATTEMPTS	31	LOYOLA CHICAGO (12/06/16)
	30	vs Albany (11/13/16)
	30	at #19/19 Kentucky (11/11/16)
3 PT FG PERCENTAGE	.526 (10-19)	CHARLOTTE (11/16/16)
	.500 (8-16)	at FIU (12/16/16)
	.500 (3-6)	vs Georgia Tech (03/02/17)
FREE THROWS MADE	26	at St. John's (11/20/16)
	25	at #9/10 Ohio State (12/01/16)
FREE THROW ATTEMPTS	39	at St. John's (11/20/16)
	35	at Virginia Tech (02/23/17)
FREE THROW PERCENTAGE	.941 (16-17)	NORTH CAROLINA (01/26/17)
	.889 (8-9)	MAINE (12/20/16)
REBOUNDS	57	at Virginia Tech (02/23/17)
	52	COPPIN STATE (12/19/16)
ASSISTS	21	CHARLOTTE (11/16/16)
	20	LOYOLA CHICAGO (12/06/16)
	20	vs Albany (11/13/16)
STEALS	19	at Wake Forest (02/02/17)
	19	BOSTON COLLEGE (01/29/17)
BLOCKED SHOTS	7	at Virginia Tech (02/23/17)
	7	BOSTON COLLEGE (01/29/17)
	7	at FIU (12/16/16)
	7	LOYOLA CHICAGO (12/06/16)
	7	at St. John's (11/20/16)
TURNOVERS	30	vs Albany (11/13/16)
	27	BOSTON COLLEGE (01/29/17)
FOULS	29	at RV/#24 Syracuse (01/22/17)
	28	at #5/5 Florida State (02/06/17)

TEAM GAME LOWS

All games

Miami - GAME LOWS

POINTS	48	at RV/#24 Syracuse (01/22/17)
	52	vs #13/11 Duke (03/04/17)
	55	#7/6 NOTRE DAME (01/08/17)
	56	vs #8/12 Florida State (03/03/17)
	58	BOSTON COLLEGE (01/29/17)
FIELD GOALS MADE	17	at St. John's (11/20/16)
	17	BOSTON COLLEGE (01/29/17)
FIELD GOAL ATTEMPTS	49	at St. John's (11/20/16)
	49	#7/7 FLORIDA STATE (12/29/16)
FIELD GOAL PERCENTAGE	.305 (18-59)	at RV/#24 Syracuse (01/22/17)
	.327 (17-52)	BOSTON COLLEGE (01/29/17)
3 PT FIELD GOALS MADE	1	vs #8/12 Florida State (03/03/17)
	1	FGCU (03/18/17)
3 PT FG ATTEMPTS	6	vs Georgia Tech (03/02/17)
	8	at St. John's (11/20/16)
3 PT FG PERCENTAGE	.071 (1-14)	FGCU (03/18/17)
	.091 (1-11)	vs #8/12 Florida State (03/03/17)
FREE THROWS MADE	4	at #19/19 Kentucky (11/11/16)
	5	LOYOLA CHICAGO (12/06/16)
	5	at #9/8 Louisville (01/15/17)
	5	vs #8/12 Florida State (03/03/17)
FREE THROW ATTEMPTS	6	at #19/19 Kentucky (11/11/16)
	6	at #9/8 Louisville (01/15/17)
FREE THROW PERCENTAGE	.455 (10-22)	VIRGINIA (02/09/17)
	.500 (5-10)	LOYOLA CHICAGO (12/06/16)
	.500 (6-12)	COPPIN STATE (12/19/16)
	.500 (7-14)	at Wake Forest (02/02/17)
	.500 (8-16)	at RV/#24 Syracuse (01/22/17)
REBOUNDS	25	#7/7 FLORIDA STATE (12/29/16)
	28	#7/6 NOTRE DAME (01/08/17)
ASSISTS	7	BOSTON COLLEGE (01/29/17)
	7	at #5/5 Florida State (02/06/17)
STEALS	4	MAINE (12/20/16)
	4	at Virginia Tech (02/23/17)
BLOCKED SHOTS	0	at #9/10 Ohio State (12/01/16)
	1	at #19/19 Kentucky (11/11/16)
	1	COPPIN STATE (12/19/16)
	1	#7/6 NOTRE DAME (01/08/17)
TURNOVERS	1	CLEMSON (02/12/17)
	9	TEXAS TECH (11/27/16)
FOULS	10	CLEMSON (02/12/17)
	12	TEXAS TECH (11/27/16)
	13	VIRGINIA (02/09/17)

OPPONENT GAME HIGHS

All games

Opponent - GAME HIGHS

POINTS	89	at #9/10 Ohio State (12/01/16)
	88	NORTH CAROLINA (01/26/17)
	85	vs Quinnipiac (03/20/17)
	83	at #13/14 Duke (02/19/17)
	82	at #19/19 Kentucky (11/11/16)
FIELD GOALS MADE	33	NORTH CAROLINA (01/26/17)
	33	at #9/10 Ohio State (12/01/16)
FIELD GOAL ATTEMPTS	72	at Virginia Tech (02/23/17)
	69	GEORGIA TECH (02/26/17)
	69	at #9/10 Ohio State (12/01/16)
FIELD GOAL PERCENTAGE	.520 (26-50)	at #13/14 Duke (02/19/17)
	.508 (33-65)	NORTH CAROLINA (01/26/17)
3 PT FIELD GOALS MADE	15	vs Quinnipiac (03/20/17)
	9	FGCU (03/18/17)
	9	NORTH CAROLINA (01/26/17)
3 PT FG ATTEMPTS	34	FGCU (03/18/17)
	29	at Virginia Tech (02/23/17)
	29	at RV/#24 Syracuse (01/22/17)
3 PT FG PERCENTAGE	.625 (5-8)	at #13/14 Duke (02/19/17)
	.577 (15-26)	vs Quinnipiac (03/20/17)
FREE THROWS MADE	26	at #13/14 Duke (02/19/17)
	25	at #5/5 Florida State (02/06/17)
	25	at RV/#24 Syracuse (01/22/17)
FREE THROW ATTEMPTS	36	at #5/5 Florida State (02/06/17)
	32	at #13/14 Duke (02/19/17)
	32	at RV/#24 Syracuse (01/22/17)
FREE THROW PERCENTAGE	.813 (26-32)	at #13/14 Duke (02/19/17)
	.800 (12-15)	vs #13/11 Duke (03/04/17)
	.800 (12-15)	at FIU (12/16/16)
REBOUNDS	48	GEORGIA TECH (02/26/17)
	46	at #9/8 Louisville (01/15/17)
ASSISTS	24	vs Quinnipiac (03/20/17)
	17	at Pittsburgh (01/02/17)
STEALS	14	BOSTON COLLEGE (01/29/17)
	11	at #19/19 Kentucky (11/11/16)
BLOCKED SHOTS	9	at RV/#24 Syracuse (01/22/17)
	6	at #13/14 Duke (02/19/17)
	6	at #5/5 Florida State (02/06/17)
TURNOVERS	34	BOSTON COLLEGE (01/29/17)
	29	at Wake Forest (02/02/17)
FOULS	32	at St. John's (11/20/16)
	26	BOSTON COLLEGE (01/29/17)

OPPONENT GAME LOWS

All games

Opponent - GAME LOWS

POINTS	35	COPPIN STATE (12/19/16)
	43	LOYOLA CHICAGO (12/06/16)
	46	CHARLOTTE (11/16/16)
	49	at FIU (12/16/16)
	50	at St. John's (11/20/16)
	50	at Pittsburgh (01/02/17)
FIELD GOALS MADE	15	COPPIN STATE (12/19/16)
	16	CHARLOTTE (11/16/16)
	16	LOYOLA CHICAGO (12/06/16)
FIELD GOAL ATTEMPTS	45	BOSTON COLLEGE (01/29/17)
	46	vs #13/11 Duke (03/04/17)
FIELD GOAL PERCENTAGE	.281 (16-57)	CHARLOTTE (11/16/16)
	.300 (15-50)	COPPIN STATE (12/19/16)
	.300 (18-60)	at St. John's (11/20/16)
3 PT FIELD GOALS MADE	2	COPPIN STATE (12/19/16)
	2	BOSTON COLLEGE (01/29/17)
3 PT FG ATTEMPTS	8	at #13/14 Duke (02/19/17)
	10	at Wake Forest (02/02/17)
3 PT FG PERCENTAGE	.154 (2-13)	COPPIN STATE (12/19/16)
	.158 (3-19)	CHARLOTTE (11/16/16)
FREE THROWS MADE	2	vs #8/12 Florida State (03/03/17)
	3	COPPIN STATE (12/19/16)
	3	VIRGINIA (02/09/17)
	3	FGCU (03/18/17)
FREE THROW ATTEMPTS	6	FGCU (03/18/17)
	7	vs #8/12 Florida State (03/03/17)
FREE THROW PERCENTAGE	.250 (3-12)	COPPIN STATE (12/19/16)
	.286 (2-7)	vs #8/12 Florida State (03/03/17)
REBOUNDS	23	COPPIN STATE (12/19/16)
	23	MAINE (12/20/16)
	23	NORTH CAROLINA (01/26/17)
ASSISTS	4	COPPIN STATE (12/19/16)
	7	#15/16 VIRGINIA TECH (01/11/17)
STEALS	2	at #9/10 Ohio State (12/01/16)
	3	#15/16 VIRGINIA TECH (01/11/17)
BLOCKED SHOTS	0	at RV/#23 NC State (01/05/17)
	0	GEORGIA TECH (02/26/17)
TURNOVERS	10	at Virginia Tech (02/23/17)
	11	at #19/19 Kentucky (11/11/16)
FOULS	7	LOYOLA CHICAGO (12/06/16)
	12	at #19/19 Kentucky (11/11/16)
	12	TEXAS TECH (11/27/16)
	12	at #9/8 Louisville (01/15/17)

PLAYER GAME-BY-GAME HIGHS

All games

Opponent	Date	Score	Points	Rebounds	Assists	Steals	Blocked shots
at #19/19 Kentucky vs Albany	11/11/16	66-82	16-Adrienne Motley	10-Keyona Hayes	7-Laura Cornelius	2-Erykah Davenport	1-Erykah Davenport
	11/13/16	77-53	12-Laura Cornelius	7-Keyona Hayes	7-Adrienne Motley	3-Erykah Davenport Laura Cornelius	2-Keyona Hayes
CHARLOTTE	11/16/16	80-46	18-Jessica Thomas	9-Keyanna Harris	5-Jessica Thomas	4-Erykah Davenport	1-Emese Hof Serena-Lynn Geldof
at St. John's	11/20/16	62-50	16-Erykah Davenport	11-Keyona Hayes	4-Jessica Thomas Keyona Hayes	2-Keyanna Harris Nigia Greene	2-Keyona Hayes Erykah Davenport
GRAMBLING STATE	11/25/16	89-61	14-Jessica Thomas	8-Keyanna Harris	5-Jessica Thomas Adrienne Motley	4-Keyanna Harris	1-Serena-Lynn Geldof Erykah Davenport Keyona Hayes Khaila Prather
TEXAS TECH	11/27/16	74-56	22-Laura Cornelius	10-Keyona Hayes	4-Jessica Thomas	2-Keyona Hayes Adrienne Motley	3-Adrienne Motley
at #9/10 Ohio State	12/01/16	94-89	23-Keyona Hayes	10-Erykah Davenport	8-Adrienne Motley	2-Nigia Greene	None
	12/04/16	66-56	21-Jessica Thomas	7-Keyona Hayes	5-Jessica Thomas	5-Erykah Davenport	2-Erykah Davenport
LOYOLA CHICAGO at FIU	12/06/16	81-43	14-Nigia Greene	9-Erykah Davenport	5-Jessica Thomas	3-Nigia Greene	3-Emese Hof
	12/16/16	69-49	22-Adrienne Motley	6-Laura Cornelius	5-Jessica Thomas	1-Sarah Mortensen Adrienne Motley Jessica Thomas Keyona Hayes Keyanna Harris Erykah Davenport Nigia Greene	2-Khaila Prather
COPPIN STATE	12/19/16	75-35	15-Erykah Davenport Adrienne Motley	7-Sarah Mortensen	5-Jessica Thomas	3-Keyanna Harris Jessica Thomas	1-Emese Hof
MAINE	12/20/16	76-51	21-Adrienne Motley	10-Erykah Davenport	7-Jessica Thomas	1-Laura Cornelius Keyanna Harris Jessica Thomas Shaneese Bailey	1-Keyona Hayes Emese Hof
#7/7 FLORIDA STATE	12/29/16	66-81	20-Jessica Thomas	6-Emese Hof	3-Sarah Mortensen Keyanna Harris	2-Keyanna Harris Laura Cornelius	2-Emese Hof
at Pittsburgh	01/02/17	82-50	24-Laura Cornelius	6-Erykah Davenport Keyanna Harris	4-Adrienne Motley Emese Hof	2-Erykah Davenport Keyona Hayes	1-Erykah Davenport Keyona Hayes
at RV/#23 NC State	01/05/17	67-64	18-Keyona Hayes	10-Keyona Hayes	5-Laura Cornelius Jessica Thomas	3-Jessica Thomas	1-Emese Hof Keyona Hayes
#7/6 NOTRE DAME	01/08/17	55-67	15-Jessica Thomas	6-Emese Hof	6-Laura Cornelius	3-Erykah Davenport Jessica Thomas Adrienne Motley	1-Emese Hof
#15/16 VIRGINIA TECH	01/11/17	82-75	18-Adrienne Motley	7-Emese Hof	6-Jessica Thomas	2-Laura Cornelius Jessica Thomas	2-Keyona Hayes
at #9/8 Louisville	01/15/17	59-63	13-Adrienne Motley	6-Khaila Prather Adrienne Motley	6-Adrienne Motley	3-Jessica Thomas	1-Khaila Prather Emese Hof
at RV/#24 Syracuse	01/22/17	48-81	12-Adrienne Motley Emese Hof	6-Keyona Hayes	3-Jessica Thomas	3-Jessica Thomas	1-Emese Hof Keyanna Harris
NORTH CAROLINA BOSTON COLLEGE	01/26/17	100-88	24-Jessica Thomas	10-Keyona Hayes	7-Jessica Thomas	2-Laura Cornelius	2-Emese Hof
	01/29/17	58-51	15-Laura Cornelius Jessica Thomas	8-Keyona Hayes	3-Jessica Thomas	5-Erykah Davenport Keyanna Harris	2-Emese Hof Keyona Hayes Adrienne Motley
at Wake Forest	02/02/17	79-56	20-Jessica Thomas	9-Emese Hof	5-Adrienne Motley Laura Cornelius	4-Jessica Thomas	2-Erykah Davenport
at #5/5 Florida State	02/06/17	71-80	17-Keyona Hayes	5-Erykah Davenport Emese Hof	3-Adrienne Motley	2-Adrienne Motley Erykah Davenport Khaila Prather	2-Erykah Davenport

2016-17 REVIEW

PLAYER GAME-BY-GAME HIGHS

#16/16 Miami Game-by-Game Highs (as of Jun 23, 2017)
All games

Opponent	Date	Score	Points	Rebounds	Assists	Steals	Blocked shots
VIRGINIA	02/09/17	63-52	15-Adrienne Motley Jessica Thomas	13-Keyona Hayes	3-Jessica Thomas	5-Keyanna Harris	2-Erykah Davenport
CLEMSON	02/12/17	81-57	18-Jessica Thomas	5-Keyanna Harris Erykah Davenport	4-Adrienne Motley	5-Erykah Davenport	1-Erykah Davenport
at #13/14 Duke	02/19/17	70-83	23-Adrienne Motley	5-Emese Hof	5-Laura Cornelius	3-Emese Hof	2-Keyona Hayes
at Virginia Tech	02/23/17	79-69	26-Adrienne Motley	7-Adrienne Motley	4-Jessica Thomas	2-Adrienne Motley	2-Emese Hof
GEORGIA TECH	02/26/17	75-70	24-Keyona Hayes	8-Keyona Hayes	6-Jessica Thomas	3-Adrienne Motley	3-Emese Hof
vs Georgia Tech	03/02/17	87-71	16-Keyona Hayes	5-Erykah Davenport Laura Cornelius Emese Hof Shaneese Bailey	4-Jessica Thomas	2-Laura Cornelius	3-Emese Hof
vs #8/12 Florida State	03/03/17	56-54	12-Keyona Hayes Adrienne Motley	7-Jessica Thomas	4-Laura Cornelius	3-Erykah Davenport	1-Emese Hof Keyanna Harris
vs #13/11 Duke	03/04/17	52-57	17-Keyona Hayes	9-Keyona Hayes	3-Jessica Thomas Laura Cornelius	2-Adrienne Motley Laura Cornelius Jessica Thomas	2-Erykah Davenport
FGCU	03/18/17	62-60	16-Keyona Hayes	10-Keyona Hayes	2-Laura Cornelius Jessica Thomas	2-Keyanna Harris Laura Cornelius Erykah Davenport	2-Keyanna Harris
vs Quinnipiac	03/20/17	78-85	25-Jessica Thomas	8-Erykah Davenport Keyona Hayes	4-Keyona Hayes Jessica Thomas	2-Keyanna Harris Adrienne Motley Jessica Thomas	2-Adrienne Motley

2016-17 REVIEW

PLAYER GAME HIGHS

All games

Miami - INDIVIDUAL GAME HIGHS

Points	26	Adrienne Motley at Virginia Tech (02/23/17)
	25	Jessica Thomas vs Quinnipiac (03/20/17)
	24	Keyona Hayes vs Georgia Tech (02/26/17)
Field Goals Made	24	Jessica Thomas vs North Carolina (01/26/17)
	24	Laura Cornelius at Pittsburgh (01/02/17)
	9	Keyona Hayes vs Georgia Tech (02/26/17)
Field Goal Att.	9	Adrienne Motley at #13/14 Duke (02/19/17)
	9	Keyona Hayes at #9/10 Ohio State (12/01/16)
	21	Adrienne Motley at #13/14 Duke (02/19/17)
FG Pct (min 5 made)	20	Jessica Thomas at Wake Forest (02/02/17)
	1.000 (8-8)	Laura Cornelius at Pittsburgh (01/02/17)
	1.000 (5-5)	Erykah Davenport vs Charlotte (11/16/16)
3-Point FG Made	6	Laura Cornelius at Pittsburgh (01/02/17)
	6	Laura Cornelius vs Texas Tech (11/27/16)
	11	Adrienne Motley at #13/14 Duke (02/19/17)
3-Point FG Att.	11	Adrienne Motley at #19/19 Kentucky (11/11/16)
	1.000 (6-6)	Laura Cornelius at Pittsburgh (01/02/17)
	1.000 (3-3)	Adrienne Motley vs Maine (12/20/16)
3-Pt FG Pct (min 2 made)	1.000 (3-3)	Sarah Mortensen at FIU (12/16/16)
	1.000 (2-2)	Keyanna Harris vs Quinnipiac (03/20/17)
	1.000 (2-2)	Sarah Mortensen at #13/14 Duke (02/19/17)
Free Throws Made	1.000 (2-2)	Sarah Mortensen at #5/5 Florida State (02/06/17)
	1.000 (2-2)	Keyanna Harris at #9/10 Ohio State (12/01/16)
	13	Jessica Thomas at St. John's (11/20/16)
Free Throw Att.	8	Adrienne Motley at Virginia Tech (02/23/17)
	15	Jessica Thomas at St. John's (11/20/16)
	11	Adrienne Motley at Virginia Tech (02/23/17)
FT Pct (min 3 made)	1.000 (7-7)	Jessica Thomas at North Carolina (01/26/17)
	1.000 (6-6)	Adrienne Motley at #9/10 Ohio State (12/01/16)
	1.000 (4-4)	Laura Cornelius vs Georgia Tech (03/02/17)
Rebounds	1.000 (4-4)	Shaneese Bailey vs Georgia Tech (02/26/17)
	1.000 (4-4)	Shaneese Bailey at #5/5 Florida State (02/06/17)
	1.000 (4-4)	Adrienne Motley vs Boston College (01/29/17)
Assists	1.000 (4-4)	Keyanna Harris vs North Carolina (01/26/17)
	1.000 (4-4)	Jessica Thomas at RV/#24 Syracuse (01/22/17)
	1.000 (4-4)	Adrienne Motley vs #7/6 Notre Dame (01/08/17)
Steals	1.000 (4-4)	Jessica Thomas at Pittsburgh (01/02/17)
	1.000 (4-4)	Jessica Thomas at FIU (12/16/16)
	1.000 (3-3)	Jessica Thomas at RV/#23 NC State (01/05/17)
Blocked Shots	1.000 (3-3)	Erykah Davenport vs Grambling State (11/25/16)
	13	Keyona Hayes vs Virginia (02/09/17)
	11	Keyona Hayes at St. John's (11/20/16)
Field Goals Made	8	Adrienne Motley at #9/10 Ohio State (12/01/16)
	7	Jessica Thomas vs North Carolina (01/26/17)
	7	Jessica Thomas vs Maine (12/20/16)
Field Goal Att.	7	Adrienne Motley vs Albany (11/13/16)
	7	Laura Cornelius at #19/19 Kentucky (11/11/16)
	5	Erykah Davenport vs Clemson (02/12/17)
FG Pct (min 5 made)	5	Keyanna Harris vs Virginia (02/09/17)
	5	Keyanna Harris vs Boston College (01/29/17)
	5	Erykah Davenport vs Boston College (01/29/17)
3-Point FG Made	5	Erykah Davenport vs Old Dominion (12/04/16)
	5	Erykah Davenport vs Old Dominion (12/04/16)
	3	Emese Hof vs Georgia Tech (03/02/17)

2016-17 REVIEW

PLAYER GAME HIGHS

	3	Emese Hof vs Georgia Tech (02/26/17)
	3	Emese Hof vs Loyola Chicago (12/06/16)
	3	Adrienne Motley vs Texas Tech (11/27/16)
Turnovers	6	Jessica Thomas vs Boston College (01/29/17)
	6	Laura Cornelius vs Boston College (01/29/17)
	6	Jessica Thomas vs #7/7 Florida State (12/29/16)
	6	Jessica Thomas at St. John's (11/20/16)
Fouls	5	Keyanna Harris vs Quinnipiac (03/20/17)
	5	Adrienne Motley vs FGCU (03/18/17)
	5	Erykah Davenport vs Georgia Tech (02/26/17)
	5	Adrienne Motley vs Virginia (02/09/17)
	5	Emese Hof vs Boston College (01/29/17)
	5	Laura Cornelius at RV/#24 Syracuse (01/22/17)
	5	Shaneese Bailey at RV/#24 Syracuse (01/22/17)
	5	Khaila Prather at RV/#24 Syracuse (01/22/17)
	5	Emese Hof at RV/#24 Syracuse (01/22/17)
	5	Erykah Davenport at RV/#23 NC State (01/05/17)
	5	Emese Hof at RV/#23 NC State (01/05/17)
	5	Emese Hof vs #7/7 Florida State (12/29/16)
	5	Erykah Davenport at #9/10 Ohio State (12/01/16)
Minutes	42	Jessica Thomas at #9/10 Ohio State (12/01/16)
	39	Jessica Thomas vs Quinnipiac (03/20/17)
	38	Jessica Thomas vs Virginia (02/09/17)
	38	Jessica Thomas at #5/5 Florida State (02/06/17)
	37	Jessica Thomas vs FGCU (03/18/17)
	37	Jessica Thomas vs #13/11 Duke (03/04/17)
	37	Adrienne Motley at #9/8 Louisville (01/15/17)
	37	Jessica Thomas at #9/8 Louisville (01/15/17)
	37	Jessica Thomas vs Texas Tech (11/27/16)

OPPONENT PLAYER GAME HIGHS

All games

OPPONENT INDIVIDUAL GAME HIGHS

Points	29		Brittney Sykes at RV/#24 Syracuse (01/22/17)
	29		Kelsey Mitchell at #9/10 Ohio State (12/01/16)
	29		Makayla Epps at #19/19 Kentucky (11/11/16)
	28		Lexie Brown at #13/14 Duke (02/19/17)
	26		Paris Kea vs North Carolina (01/26/17)
Field Goals Made	12		Paris Kea vs North Carolina (01/26/17)
	10		Imani Tate vs Albany (11/13/16)
	10		Makayla Epps at #19/19 Kentucky (11/11/16)
Field Goal Att.	22		Chanette Hicks at Virginia Tech (02/23/17)
	21		Kelsey Mitchell at #9/10 Ohio State (12/01/16)
FG Pct (min 5 made)	1.000	(5-5)	Leaonna Odom vs #13/11 Duke (03/04/17)
	.833	(5-6)	Alexa Hart at #9/10 Ohio State (12/01/16)
3-Point FG Made	6		Morgan Manz vs Quinnipiac (03/20/17)
	5		Kelsey Mitchell at #9/10 Ohio State (12/01/16)
	5		Akina Wellere at St. John's (11/20/16)
3-Point FG Att.	12		Vanessa Panousis at Virginia Tech (02/23/17)
	11		GRADINJAN, Taylor vs FGCU (03/18/17)
	11		Kelsey Mitchell at #9/10 Ohio State (12/01/16)
3-Pt FG Pct (min 2 made)	1.000	(4-4)	Lexie Brown at #13/14 Duke (02/19/17)
	1.000	(4-4)	Destinee Walker vs North Carolina (01/26/17)
	1.000	(2-2)	Carly Fabbri vs Quinnipiac (03/20/17)
Free Throws Made	10		Chatrice White at #5/5 Florida State (02/06/17)
	10		Alexis Peterson at RV/#24 Syracuse (01/22/17)
Free Throw Att.	15		Makayla Epps at #19/19 Kentucky (11/11/16)
	13		Alexis Peterson at RV/#24 Syracuse (01/22/17)
FT Pct (min 3 made)	1.000	(10-10)	Chatrice White at #5/5 Florida State (02/06/17)
	1.000	(8-8)	Lexie Brown at #13/14 Duke (02/19/17)
	1.000	(7-7)	Rebecca Greenwell at #13/14 Duke (02/19/17)
	1.000	(6-6)	Ariel Stephenson at Wake Forest (02/02/17)
	1.000	(4-4)	Vanessa Panousis vs #15/16 Virginia Tech (01/11/17)
	1.000	(3-3)	Leaonna Odom at #13/14 Duke (02/19/17)
	1.000	(3-3)	Chanette Hicks vs #15/16 Virginia Tech (01/11/17)
	1.000	(3-3)	Jennifer Mathurin at RV/#23 NC State (01/05/17)
	1.000	(3-3)	Chatrice White vs #7/7 Florida State (12/29/16)
	1.000	(3-3)	Janka Hegedus at FIU (12/16/16)
	1.000	(3-3)	Imani Tate vs Albany (11/13/16)
Rebounds	14		Chatrice White at #5/5 Florida State (02/06/17)
	14		Briana Day at RV/#24 Syracuse (01/22/17)
	14		Regan Magarity vs #15/16 Virginia Tech (01/11/17)
Assists	7		Paula Strautmene vs Quinnipiac (03/20/17)
	7		Breyana Mason vs Virginia (02/09/17)
	7		Alexis Peterson at RV/#24 Syracuse (01/22/17)
	7		Lindsay Allen vs #7/6 Notre Dame (01/08/17)
Steals	4		Lexie Brown vs #13/11 Duke (03/04/17)
	4		Marina Mabrey vs #7/6 Notre Dame (01/08/17)
	4		Leticia Romero vs #7/7 Florida State (12/29/16)
Blocked Shots	3		Kendall Cooper at #13/14 Duke (02/19/17)
	3		Kobi Thornton vs Clemson (02/12/17)
	3		Lauren Moses vs Virginia (02/09/17)
	3		Brittney Sykes at RV/#24 Syracuse (01/22/17)
	3		Bria Day at RV/#24 Syracuse (01/22/17)
	3		Regan Magarity vs #15/16 Virginia Tech (01/11/17)
	3		Alexa Hart at #9/10 Ohio State (12/01/16)

OPPONENT PLAYER GAME HIGHS

	3	Alexi Schecter vs Albany (11/13/16)
Turnovers	10	Georgia Pineau vs Boston College (01/29/17)
	8	Amber Campbell at Wake Forest (02/02/17)
	8	Shayla Cooper at #9/10 Ohio State (12/01/16)
	8	Laia Raventos vs Charlotte (11/16/16)
Fouls	5	Rosemarie Julien vs FGCU (03/18/17)
	5	Imani Tilford vs Georgia Tech (03/02/17)
	5	Zaire O'Neil vs Georgia Tech (02/26/17)
	5	Aliyah Collier vs Clemson (02/12/17)
	5	Jocelyn Willoughby vs Virginia (02/09/17)
	5	Ona Udoh at Wake Forest (02/02/17)
	5	Elisa Penna at Wake Forest (02/02/17)
	5	Martina Mosetti vs Boston College (01/29/17)
	5	Paris Kea vs North Carolina (01/26/17)
	5	Alyssa Okoene vs North Carolina (01/26/17)
	5	Kendyl Brooks vs #15/16 Virginia Tech (01/11/17)
	5	Chanette Hicks vs #15/16 Virginia Tech (01/11/17)
	5	Ivey Slaughter vs #7/7 Florida State (12/29/16)
	5	Asia Doss at #9/10 Ohio State (12/01/16)
	5	Jade Walker at St. John's (11/20/16)
	5	Aaliyah Lewis at St. John's (11/20/16)
	5	Akina Wellere at St. John's (11/20/16)

CATEGORY LEADERS

All games

Points	G	Pts	Pts/G
Jessica Thomas	33	429	13.0
Adrienne Motley	32	425	13.3
Keyona Hayes	33	339	10.3
Laura Cornelius	31	249	8.0
Erykah Davenport	33	223	6.8
Emese Hof	31	201	6.5
Keyanna Harris	33	159	4.8
Shaneese Bailey	33	108	3.3
Nigia Greene	26	103	4.0
Sarah Mortensen	30	72	2.4
Khaila Prather	27	33	1.2
Zada Williams	14	19	1.4

Scoring Average	G	Pts	Avg/G
Adrienne Motley	32	425	13.3
Jessica Thomas	33	429	13.0
Keyona Hayes	33	339	10.3
Laura Cornelius	31	249	8.0
Erykah Davenport	33	223	6.8
Emese Hof	31	201	6.5
Keyanna Harris	33	159	4.8
Nigia Greene	26	103	4.0
Shaneese Bailey	33	108	3.3
Sarah Mortensen	30	72	2.4
Serena-Lynn Geldof	12	17	1.4
Zada Williams	14	19	1.4

FG Percentage	FG	Att	Pct
Zada Williams	8	10	.800
Erykah Davenport	95	168	.565
Keyona Hayes	135	250	.540
Serena-Lynn Geldof	7	13	.538
Emese Hof	87	169	.515
Nigia Greene	37	87	.425
Keyanna Harris	65	153	.425
Shaneese Bailey	36	86	.419
Adrienne Motley	156	374	.417
Laura Cornelius	87	215	.405
Sarah Mortensen	26	69	.377
Jessica Thomas	138	374	.369

Field Goal Attempts	G	Att	Att/G
Jessica Thomas	33	374	11.3
Adrienne Motley	32	374	11.7
Keyona Hayes	33	250	7.6
Laura Cornelius	31	215	6.9
Emese Hof	31	169	5.5

Field Goals Made	G	Made	Made/G
Adrienne Motley	32	156	4.9
Jessica Thomas	33	138	4.2
Keyona Hayes	33	135	4.1
Erykah Davenport	33	95	2.9
Emese Hof	31	87	2.8
Laura Cornelius	31	87	2.8

3-Point Percentage	3FG	Att	Pct
Sarah Mortensen	16	40	.400
Laura Cornelius	44	118	.373
Nigia Greene	23	62	.371
Adrienne Motley	55	149	.369
Keyona Hayes	6	18	.333
Jessica Thomas	46	158	.291
Keyanna Harris	10	37	.270
Shaneese Bailey	0	10	.000
Emese Hof	0	1	.000

3-Point FG Attempts	G	Att	Att/G
Jessica Thomas	33	158	4.8
Adrienne Motley	32	149	4.7
Laura Cornelius	31	118	3.8
Nigia Greene	26	62	2.4
Sarah Mortensen	30	40	1.3

3-Point FG Made	G	Made	Made/G
Adrienne Motley	32	55	1.7
Jessica Thomas	33	46	1.4
Laura Cornelius	31	44	1.4
Nigia Greene	26	23	0.9
Sarah Mortensen	30	16	0.5

Free Throw Percent	FG	Att	Pct
Serena-Lynn Geldof	3	3	1.000
Shaneese Bailey	36	43	.837
Jessica Thomas	107	137	.781
Laura Cornelius	31	41	.756
Zada Williams	3	4	.750
Adrienne Motley	58	79	.734
Nigia Greene	6	9	.667
Keyona Hayes	63	99	.636
Emese Hof	27	45	.600
Erykah Davenport	33	60	.550
Keyanna Harris	19	35	.543
Neydja Petithomme	2	4	.500

Free Throw Attempts	G	Att	Att/G
Jessica Thomas	33	137	4.2
Keyona Hayes	33	99	3.0
Adrienne Motley	32	79	2.5
Erykah Davenport	33	60	1.8
Emese Hof	31	45	1.5

Free Throws Made	G	Made	Made/G
Jessica Thomas	33	107	3.2
Keyona Hayes	33	63	1.9
Adrienne Motley	32	58	1.8
Shaneese Bailey	33	36	1.1
Erykah Davenport	33	33	1.0

2016-17 REVIEW

CATEGORY LEADERS

All games

Rebounds	G	Reb	Reb/G
Keyona Hayes	33	202	6.1
Erykah Davenport	33	162	4.9
Emese Hof	31	128	4.1
Keyanna Harris	33	117	3.5
Laura Cornelius	31	102	3.3

Rebound Average	G	Reb	Avg/G
Keyona Hayes	33	202	6.1
Erykah Davenport	33	162	4.9
Emese Hof	31	128	4.1
Keyanna Harris	33	117	3.5
Laura Cornelius	31	102	3.3

Offensive Rebounds	G	No.	Avg/G
Keyona Hayes	33	67	2.0
Erykah Davenport	33	65	2.0
Keyanna Harris	33	48	1.5
Emese Hof	31	42	1.4
Khaila Prather	27	41	1.5

Defensive Rebounds	G	No.	Avg/G
Keyona Hayes	33	135	4.1
Erykah Davenport	33	97	2.9
Emese Hof	31	86	2.8
Laura Cornelius	31	77	2.5
Jessica Thomas	33	77	2.3

Fouls	G	No.	Per/G
Erykah Davenport	33	86	2.6
Emese Hof	31	84	2.7
Keyona Hayes	33	75	2.3
Adrienne Motley	32	69	2.2
Laura Cornelius	31	59	1.9

Foulsouts	G	No.
Emese Hof	31	4
Erykah Davenport	33	3
Adrienne Motley	32	2
Khaila Prather	27	1
Keyanna Harris	33	1
Shaneese Bailey	33	1
Laura Cornelius	31	1

Assists	G	No.	Ast/G
Jessica Thomas	33	130	3.9
Laura Cornelius	31	88	2.8
Adrienne Motley	32	86	2.7
Keyona Hayes	33	40	1.2
Keyanna Harris	33	34	1.0

Steals	G	No.	Stl/G
Jessica Thomas	33	52	1.6
Keyanna Harris	33	48	1.5
Erykah Davenport	33	45	1.4
Laura Cornelius	31	38	1.2
Adrienne Motley	32	34	1.1

Blocked Shots	G	No.	Blk/G
Emese Hof	31	31	1.0
Erykah Davenport	33	23	0.7
Keyona Hayes	33	22	0.7
Adrienne Motley	32	12	0.4
Keyanna Harris	33	11	0.3

Minutes	G	No.	Min/G
Jessica Thomas	33	1063	32.2
Adrienne Motley	32	963	30.1
Keyona Hayes	33	807	24.5
Laura Cornelius	31	799	25.8
Keyanna Harris	33	662	20.1

Turnovers	G	No.	TO/G
Jessica Thomas	33	84	2.5
Laura Cornelius	31	77	2.5
Keyona Hayes	33	60	1.8
Adrienne Motley	32	53	1.7
Erykah Davenport	33	50	1.5

2016-17 REVIEW

PLAYER GAME-BY-GAME POINTS-REBOUNDS-ASSISTS

All games

Opponent	Date	Score	00	01	03	04	05	12	15	
			HARRIS KEY	CORNELIUS	THOMAS JES	BAILEY SHA	GREENENIG	MORTENSEN	PETTHOMME	
at #19/19 Kentucky	11/11/16	66-82	L	4-3-0	5-5-7	10-0-1	0-2-0	11-0-0	0-0-1	DNP
vs Albany	11/13/16	77-53	W	11-4-0	12-4-2	11-0-5	3-2-0	9-1-3	0-4-0	DNP
CHARLOTTE	11/16/16	80-46	W	2-9-3	6-4-4	18-1-5	4-3-2	6-0-1	2-1-0	DNP
at St. John's	11/20/16	62-50	W	2-5-0	DNP	15-5-4	4-2-0	5-2-0	1-1-0	DNP
GRAMBLING STATE	11/25/16	89-61	W	7-8-3	DNP	14-0-5	9-2-0	8-0-3	6-4-2	DNP
TEXAS TECH	11/27/16	74-56	W	4-5-1	22-1-0	10-3-4	2-4-0	0-0-0	0-0-0	DNP
at #9/10 Ohio State	12/01/16	94-89	W	8-6-1	11-5-3	16-3-5	4-0-0	9-2-0	DNP	DNP
OLD DOMINION	12/04/16	66-56	W	2-3-3	3-0-0	21-3-5	0-3-0	9-2-0	0-0-0	DNP
LOYOLA CHICAGO	12/06/16	81-43	W	4-3-1	13-0-2	4-4-5	7-3-2	14-4-2	6-6-3	DNP
at FIU	12/16/16	69-49	W	6-5-1	4-6-1	12-1-5	0-4-0	2-1-0	12-3-0	0-0-0
COPPIN STATE	12/19/16	75-35	W	6-4-2	5-4-3	5-2-5	2-3-2	5-1-1	6-1-1	0-0-2
MAINE	12/20/16	76-51	W	9-2-0	6-2-2	12-5-7	0-1-1	5-3-0	0-0-1	0-0-0
#7/7 FLORIDA STATE	12/29/16	66-81	L	5-4-3	2-5-2	20-3-1	0-0-3	3-1-1	0-1-3	DNP
at Pittsburgh	01/02/17	82-50	W	2-6-1	24-2-3	10-3-3	6-1-0	5-3-1	3-1-0	1-1-0
at RV#23 NC State	01/05/17	67-64	W	6-3-0	9-4-5	9-2-5	0-0-0	DNP	DNP	DNP
#7/6 NOTRE DAME	01/08/17	55-67	L	2-2-3	2-3-6	15-1-3	0-0-0	5-0-0	0-0-0	DNP
#15/16 VIRGINIA TECH	01/11/17	82-75	W	3-2-1	13-6-2	17-4-6	0-0-0	0-2-2	10-3-0	DNP
at #9/8 Louisville	01/15/17	59-63	L	0-0-0	8-3-1	11-2-5	0-0-0	5-0-0	0-2-0	DNP
at RV#24 Syracuse	01/22/17	48-81	L	0-0-0	0-0-2	10-2-3	2-3-0	0-1-0	0-4-0	1-0-1
NORTH CAROLINA	01/26/17	100-88	W	17-1-2	19-6-4	24-2-7	17-6-2	0-1-0	3-1-0	DNP
BOSTON COLLEGE	01/29/17	58-51	W	0-4-2	15-3-1	15-2-3	4-0-0	0-1-0	1-2-0	DNP
at Wake Forest	02/02/17	79-56	W	10-3-1	8-4-5	20-2-4	5-0-0	0-0-0	3-1-1	0-1-0
at #5/5 Florida State	02/06/17	71-80	L	0-1-0	0-3-2	16-1-2	6-2-0	DNP	6-2-0	DNP
VIRGINIA	02/09/17	63-52	W	8-5-1	0-2-2	15-5-3	5-1-0	DNP	0-0-0	DNP
CLEMSON	02/12/17	81-57	W	6-5-1	14-4-3	18-1-0	3-2-1	2-2-2	0-1-0	0-0-0
at #13/14 Duke	02/19/17	70-83	L	6-2-0	10-4-5	10-4-5	2-3-0	0-0-0	6-0-0	DNP
at Virginia Tech	02/23/17	79-69	W	5-6-0	6-6-2	7-5-4	0-0-0	0-2-0	0-4-1	DNP
GEORGIA TECH	02/26/17	75-70	W	3-2-0	0-0-4	12-4-6	8-0-0	DNP	0-1-0	DNP
vs Georgia Tech	03/02/17	87-71	W	3-1-0	8-5-3	9-1-4	8-5-2	0-0-0	7-1-0	DNP
vs #8/12 Florida State	03/03/17	56-54	W	4-3-2	9-1-4	4-7-3	3-2-1	DNP	0-0-0	DNP
vs #13/11 Duke	03/04/17	52-57	L	0-2-1	6-1-3	9-2-3	0-0-0	DNP	0-0-0	DNP
FGCU	03/18/17	62-60	W	4-3-1	7-7-2	9-2-2	4-1-1	DNP	0-0-0	DNP
vs Quinnipiac	03/20/17	78-85	L	10-5-0	2-2-3	25-1-4	0-2-0	DNP	DNP	DNP

Opponent	Date	Score	20	21	22	23	25	30	51	
			HAYES KEYO	HOF EMESE	WILLIAMS Z	MOTLEY ADR	PRATHER K H	DAVENPORT	GELDOF SER	
at #19/19 Kentucky	11/11/16	66-82	L	8-10-4	2-0-0	DNP	16-5-3	0-0-0	10-5-0	DNP
vs Albany	11/13/16	77-53	W	6-7-1	4-5-1	0-3-0	9-4-7	2-1-0	10-4-1	0-3-0
CHARLOTTE	11/16/16	80-46	W	2-6-1	8-5-1	4-1-0	12-2-2	5-4-0	11-4-2	0-1-0
at St. John's	11/20/16	62-50	W	13-11-4	DNP	DNP	5-3-0	1-4-0	16-9-1	DNP
GRAMBLING STATE	11/25/16	89-61	W	8-7-0	DNP	8-4-0	12-3-5	5-5-0	9-2-0	3-2-0
TEXAS TECH	11/27/16	74-56	W	12-10-3	2-2-0	DNP	14-4-3	0-0-0	8-8-1	DNP
at #9/10 Ohio State	12/01/16	94-89	W	23-6-1	5-3-0	DNP	8-1-8	0-0-0	10-10-0	DNP
OLD DOMINION	12/04/16	66-56	W	18-7-2	3-6-1	DNP	2-2-2	0-0-0	8-5-0	DNP
LOYOLA CHICAGO	12/06/16	81-43	W	5-6-1	2-3-1	DNP	12-2-3	2-5-0	10-9-0	2-0-0
at FIU	12/16/16	69-49	W	3-3-0	1-3-0	1-0-0	22-5-2	0-2-0	4-5-0	2-2-0
COPPIN STATE	12/19/16	75-35	W	4-3-0	8-6-1	2-3-0	15-3-2	0-5-0	15-4-0	2-1-0
MAINE	12/20/16	76-51	W	6-9-1	6-2-1	0-0-0	21-1-3	0-0-0	11-10-1	0-1-0
#7/7 FLORIDA STATE	12/29/16	66-81	L	2-1-0	12-6-2	4-0-0	18-1-1	DNP	0-1-1	DNP
at Pittsburgh	01/02/17	82-50	W	6-4-2	8-1-4	0-0-0	7-2-4	0-2-0	8-6-1	2-1-0
at RV#23 NC State	01/05/17	67-64	W	18-10-1	6-2-0	DNP	16-3-1	0-0-0	3-8-0	DNP
#7/6 NOTRE DAME	01/08/17	55-67	L	2-3-1	11-6-0	DNP	14-1-0	2-2-0	2-5-0	DNP
#15/16 VIRGINIA TECH	01/11/17	82-75	W	3-3-0	14-7-1	DNP	18-3-4	2-4-1	2-0-0	DNP
at #9/8 Louisville	01/15/17	59-63	L	10-2-2	10-5-1	DNP	13-6-6	0-6-0	DNP	2-5-0
at RV#24 Syracuse	01/22/17	48-81	L	7-6-2	12-4-2	0-1-0	12-3-2	0-1-0	0-2-0	4-2-0
NORTH CAROLINA	01/26/17	100-88	W	8-10-1	8-5-2	DNP	DNP	0-4-0	4-4-0	DNP
BOSTON COLLEGE	01/29/17	58-51	W	10-8-1	0-3-0	DNP	9-1-0	2-2-0	2-4-0	DNP
at Wake Forest	02/02/17	79-56	W	3-3-1	4-9-0	0-1-0	16-5-5	2-5-0	8-4-0	0-0-0
at #5/5 Florida State	02/06/17	71-80	L	17-3-0	4-5-0	DNP	9-0-3	4-2-0	9-5-0	DNP
VIRGINIA	02/09/17	63-52	W	14-13-2	0-1-0	DNP	15-6-1	0-2-0	6-1-0	DNP
CLEMSON	02/12/17	81-57	W	4-1-2	5-1-0	0-0-0	15-1-4	2-1-0	10-5-1	2-3-0
at #13/14 Duke	02/19/17	70-83	L	3-3-0	4-5-3	DNP	23-3-1	4-4-0	6-2-0	DNP
at Virginia Tech	02/23/17	79-69	W	18-5-1	12-6-2	DNP	26-7-1	0-5-0	5-5-1	DNP
GEORGIA TECH	02/26/17	75-70	W	24-8-1	3-6-0	0-0-0	17-1-3	0-1-0	8-2-2	0-0-0
vs Georgia Tech	03/02/17	87-71	W	16-3-1	14-5-2	0-0-0	15-1-3	DNP	7-5-0	DNP
vs #8/12 Florida State	03/03/17	56-54	W	12-4-0	6-6-0	DNP	12-3-1	DNP	6-2-1	DNP
vs #13/11 Duke	03/04/17	52-57	L	17-9-0	7-3-0	DNP	9-5-2	DNP	4-5-0	DNP
FGCU	03/18/17	62-60	W	16-10-0	14-5-1	DNP	4-2-1	DNP	4-8-0	DNP
vs Quinnipiac	03/20/17	78-85	L	21-8-4	6-2-0	0-0-0	9-4-3	DNP	5-8-0	DNP

2016-17 REVIEW



HISTORY & RECORDS

<i>CONFERENCE TOURNAMENT HISTORY</i>	92
<i>NCAA TOURNAMENT HISTORY</i>	93
<i>WNIT & AIAW TOURNAMENT HISTORY</i>	94
<i>NCAA TOURNAMENT TEAMS</i>	95-98
<i>WNIT TEAMS</i>	99-100
<i>HURRICANE HONORS</i>	101-104
<i>TEAM GAME RECORDS</i>	105-106
<i>TEAM NCAA TOURNAMENT GAME RECORDS</i>	107-108
<i>TEAM WNIT GAME RECORDS</i>	109-110
<i>TEAM ACC TOURNAMENT GAME RECORDS</i>	111-112
<i>TEAM SEASON RECORDS & ALL-TIME STREAKS</i>	113
<i>INDIVIDUAL CAREER RECORDS</i>	114-115
<i>INDIVIDUAL SEASON RECORDS</i>	116-117
<i>INDIVIDUAL GAME RECORDS</i>	118-119
<i>INDIVIDUAL NCAA TOURNAMENT GAME RECORDS</i>	120-121
<i>INDIVIDUAL WNIT GAME RECORDS</i>	122-123
<i>INDIVIDUAL ACC TOURNAMENT GAME RECORDS</i>	124-125
<i>YEARLY LEADERS</i>	125-127
<i>1,000 POINTS CLUB</i>	128-131
<i>ALL-TIME RESULTS</i>	132-145
<i>OVERTIME GAMES</i>	146
<i>100-POINT GAMES</i>	147
<i>SERIES RECORDS</i>	148-150
<i>SERIES RESULTS</i>	151-165
<i>YEAR-BY-YEAR COACHING RECORDS</i>	166
<i>HURRICANE LETTER WINNERS</i>	167-168
<i>UM SPORTS HALL OF FAME, ACC LEGENDS & PRO CANES</i>	170
<i>RETIRED/HONORED JERSEYS</i>	171-174

CONFERENCE TOURNAMENT HISTORY

NWSAC Tournament Results (3-0)

1990-91		Tournament champions	
3/7/91	vs. Stetson	W	98-77
3/8/91	vs. FIU	W	75-55
3/9/91	vs. Florida A&M	W	73-44

BIG EAST Tournament Results (14-11)

1991-92 (Storrs, Conn.)		Tournament champions	
3/7/92	vs. Seton Hall	W	76-62
3/8/92	vs. Providence	W	82-70
3/9/92	at Connecticut	W	56-47

1992-93 (Providence, R.I.)		Tournament champions	
3/6/93	vs. St. John's	W	84-61
3/7/93	vs. Villanova	W	67-49
3/8/93	at Providence	W	76-55

1993-94 (Storrs, Conn.)			
3/5/94	vs. Pittsburgh	L	70-60

1994-95 (South Orange, N.J.)			
3/4/95	at Seton Hall	L	66-50

1995-96 (Storrs, Conn.)			
3/2/96	vs. Pittsburgh	L	52-49

1996-97 (Storrs, Conn.)			
3/1/97	vs. Pittsburgh	W	64-50
3/2/97	vs. Boston College	W	63-48
3/3/97	at Connecticut	L	98-71

1997-98 (Piscataway, N.J.)			
3/1/98	vs. Georgetown	W	81-66
3/2/98	at Rutgers	L	81-62

1998-99 (Piscataway, N.J.)			
2/27/99	vs. West Virginia	W	86-69
2/28/99	at Rutgers	L	79-53

1999-2000 (Storrs, Conn.)			
3/4/00	vs. Seton Hall	W	69-42
3/5/00	vs. Notre Dame	L	67-52

2000-01 (Storrs, Conn.)			
3/3/01	vs. Boston College	L	62-49

2001-02 (Piscataway, N.J.)			
3/2/02	vs. Georgetown	W	69-52
3/3/02	vs. Villanova	L	68-49

2002-03 (Piscataway, N.J.)			
3/8/03	vs. Syracuse	W	77-64
3/9/03	at Rutgers	W	77-74
3/10/03	vs. Villanova	L	65-59

2003-04 (Hartford, Conn.)			
3/7/04	vs. Boston College	L	65-53

ACC Tournament Results (8-13)

2004-05 (No. 8 seed — Greensboro, N.C.)			
3/4/05	vs. No. 8 Georgia Tech	W	60-58
3/5/05	vs. No. 1 North Carolina	L	64-57

2005-06 (No. 6 seed — Greensboro, N.C.)			
3/2/06	vs. No. 11 Georgia Tech	L	79-62

2006-07 (No. 11 seed — Greensboro, N.C.)			
3/1/07	vs. No. 6 Georgia Tech	L	66-52

2007-08 (No. 12 seed — Greensboro, N.C.)			
3/6/08	vs. No. 5 Georgia Tech	L	76-49

2008-09 (No. 10 seed — Greensboro, N.C.)			
3/5/09	vs. No. 7 Boston College	L	76-59

2009-10 (No. 12 seed — Greensboro, N.C.)			
3/4/10	vs. No. 7 Wake Forest	L	61-60 (OT)

2010-11 (No. 2 seed — Greensboro, N.C.)			
3/4/11	vs. No. 10 NC State	W	93-85
3/5/11	vs. 6 North Carolina	L	83-57

2011-12 (No. 2 seed — Greensboro, N.C.)			
3/2/12	vs. No. 7 Wake Forest	L	81-74

2012-13 (No. 5 seed — Greensboro, N.C.)			
3/7/13	vs. No. 12 Virginia Tech	W	45-39
3/8/13	vs. No. 4 Florida State	L	70-58

2013-14 (No. 8 seed — Greensboro, N.C.)			
3/6/14	vs. No. 9 Florida State	L	72-67 (OT)

2014-15 (No. 8 seed — Greensboro, N.C.)			
3/5/15	vs. No. 9 Virginia	W	62-52
3/6/15	vs. No. 1 Notre Dame	L	77-61

2015-16 (No. 5 seed — Greensboro, N.C.)			
3/3/16	vs. No. 12 Pittsburgh	W	77-55
3/4/16	vs. No. 4 Florida State	W	74-56
3/5/16	vs. No. 1 Notre Dame	L	78-67

2016-17 (No. 7 seed — Myrtle Beach, S.C.)			
3/2/17	vs. No. 10 Georgia Tech	W	87-71
3/3/17	vs. No. 2 Florida State	W	56-54
3/4/17	vs. No. 3 Duke	L	57-52

HISTORY & RECORDS

NCAA TOURNAMENT HISTORY

NCAA Tournament Results (6-12)

1988-89	(No. 8 seed — Midwest Region)				
3/15/89	at No. 9 Oklahoma State	L	93-69	Stillwater, Okla.	
1991-92	(No. 2 seed — East Region)				
3/21/92	No. 7 North Carolina	W	86-72	Coral Gables, Fla.	
3/26/92	vs. No. 3 Vanderbilt	L	77-67	Charlottesville, Va.	
1992-93	(No. 5 seed — East Region)				
3/17/93	No. 12 St. Peter's	W	61-44	Coral Gables, Fla.	
3/20/93	at No. 4 Western Kentucky	L	73-63	Bowling Green, Ky.	
1997-98	(No. 11 seed — Midwest Region)				
3/14/98	vs. No. 6 Clemson	L	60-49	Ruston, La.	
2002-03	(No. 11 seed — Midwest Region)				
3/22/03	at No. 6 New Mexico	L	91-85 (OT)	Albuquerque, N.M.	
2003-04	(No. 5 seed — West Region)				
3/21/04	vs. No. 12 Maryland	L	86-85	Baton Rouge, La.	
2010-11	(No. 3 seed — Dayton Region)				
3/20/11	vs. No. 14 Gardner-Webb	W	80-62	Charlottesville, Va.	
3/22/11	vs. No. 6 Oklahoma	L	88-83	Charlottesville, Va.	
2011-12	(No. 3 seed — Kingston Region)				
3/17/12	vs. No. 14 Idaho State	W	70-41	Spokane, Wash.	
3/19/12	at No. 11 Gonzaga	L	65-54	Spokane, Wash.	
2012-13	(No. 8 seed — Norfolk Region)				
3/24/13	at No. 9 Iowa	L	69-53	Iowa City, Iowa	
2014-15	(No. 11 seed — Oklahoma City Region)				
3/22/15	vs. No. 6 Washington	W	86-80	Iowa City, Iowa	
3/24/15	at No. 3 Iowa	L	88-70	Iowa City, Iowa	
2015-16	(No. 5 seed — Lexington Region)				
3/19/16	vs. No. 12 South Dakota State	L	74-71	Stanford, Calif.	
2016-17	(No. 4 seed — Stockton Region)				
3/18/17	vs. No. 13 FGCU	W	62-60	Coral Gables, Fla.	
3/20/17	vs. No. 12 Quinnipiac	L	85-78	Coral Gables, Fla.	

1988-89
1991-92
1992-93
1997-98
2002-03
2003-04

First Round
 Sweet Sixteen
 Second Round
 First Round
 First Round
 First Round

2010-11
2011-12
2012-13
2014-15
2015-16
2016-17

Second Round
 Second Round
 First Round
 Second Round
 First Round
 Second Round

NCAA Appearances 12
 Overall Record 6-12
 Sweet 16 Appearances 1

WNIT & AIAW TOURNAMENT HISTORY

WNIT Results (8-7)

1989-90*

3/22/90	vs. Illinois State	W	85-83	Amarillo, Texas
3/23/90	vs. Kentucky	L	80-68	Amarillo, Texas
3/24/90	vs. Charlotte	L	82-80	Amarillo, Texas

1998-99

3/12/99	at Rice	L	65-58	Houston, Texas
---------	---------	---	-------	----------------

2001-02

3/13/02	at Georgia Tech	W	73-64	Atlanta, Ga.
3/16/02	at Houston	L	83-76	Houston, Texas

2005-06

3/18/06	FIU	W	95-83	Coral Gables, Fla.
3/22/06	at Virginia	L	82-73	Charlottesville, Va.

2009-10

3/18/10	FGCU	W	70-57	Coral Gables, Fla.
3/21/10	Florida	W	77-64	Coral Gables, Fla.
3/25/10	North Carolina A&T	W	84-77	Coral Gables, Fla.
3/28/10	at Providence	W	73-65	Providence, R.I.
3/31/10	at Michigan	W	76-59	Ann Arbor, Mich.
4/3/10	at California	L	73-61	Berkeley, Calif.

2013-14

3/20/14	Stetson	L	70-63	Coral Gables, Fla.
---------	---------	---	-------	--------------------

* Then called the National Women's Invitational Tournament

WNIT Appearances	6	1989-90	Second Round
Overall Record	8-7	1998-99	First Round
Finals Appearances	1	2001-02	Second Round
		2005-06	Second Round
		2009-10	Finals
		2013-14	First Round

AIAW Results (0-2)

1980-81

3/5/81	at Southern Miss	L	80-75	Hattiesburg, Miss.
--------	------------------	---	-------	--------------------

1981-82

3/7/82	vs. Delta State	L	81-66	Tallahassee, Fla.
--------	-----------------	---	-------	-------------------

AIAW Appearances	2	1980-81	First Round
Overall Record	0-2	1981-82	First Round

NCAA TOURNAMENT TEAMS

1988-89 Record: 21-8 (11-1 H, 7-7 A, 3-0 N)

Head Coach: Ferne Labati

Assistant Coaches: Robin Harmony, Carlos Aldave

3	Lisa Jones	F	5-9	JR	Miami, Fla. (Florida JC)
12	Elaine Harlow	G	5-5	JR	Cocoa Beach, Fla. (Cocoa Beach)
15	Julie Feicht	G	5-7	FR	East Liverpool, Ohio (Wellsville)
22	Merren Armour	G	5-9	FR	Annullville, Pa. (Annullville)
23	Tanya Wood	F	5-9	SO	Jersey City, N.J. (St. Peter's College)
24	Frances Savage	F	5-9	SO	Ft. Lauderdale, Fla. (Piper)
25	Melissa Edwards	C	6-0	JR	Morrow, Ga. (Morrow)
33	Vicki Bowers	F	5-10	FR	Nevada, Ohio (Upper Sandusky)
34	Chountelle Bullock	F	5-10	JR	Bradenton, Fla. (USF)
41	Sherri Eyer	F	5-10	FR	Hershey, Penn. (Hershey)
42	Jeannie Hebert	G	5-8	FR	North Pole, Alaska (Monroe Catholic)
43	Nanci Clayton	C	6-0	JR	Los Angeles, Calif. (Locke)

1991-92 Record: 30-2 (17-0 H, 11-1 A, 2-1 N)

BIG EAST: 18-0 (Regular Season & Tournament Champions)

Head Coach: Ferne Labati

Assistant Coaches: Robin Harmony, Dan Olson, Toni Smiley

14	Mary Tantillo	G	5-5	SO	North Beach, N.J. (Southern Regional)
15	Dellareese Wilson	G	5-9	JR	Miami, Fla. (Norland)
20	Tanya Young	F	5-11	FR	Miami, Fla. (South Miami)
22	Merren Armour	G	5-9	SR	Canberra, Australia (Annullville, Pa.)
23	Ronnie McGarry	F	5-11	SO	W. Swanzy, N.H. (Monadnock Regional)
24	Frances Savage	F	5-9	SR	Ft. Lauderdale, Fla. (Piper)
25	Vicki Plowden	C	6-0	JR	Miami, Fla. (South Miami)
33	Vicki Bowers	F	5-10	SR	Nevada, Ohio (Upper Sandusky)
40	Carla Harris	G	5-9	JR	Miami, Fla. (Norland)
41	Sherri Eyer	F	5-10	SR	Hershey, Pa. (Hershey)
42	Jeannie Hebert	G	5-8	SR	North Pole, Alaska (Monroe Catholic)
43	Galia Maik	F	6-0	SO	Petah-Tikva, Israel (Tel Aviv University)
44	Cami Young	F	6-0	JR	Orlando, Fla. (Valencia CC)

1992-93 Record: 24-7 (13-3 H, 8-4 A, 2-0 N)

BIG EAST: 15-3 (Co-Regular Season & Tournament Champions)

Head Coach: Ferne Labati

Assistant Coaches: Robin Harmony, Toni Smiley

Grad. Asst: Jeannie Hebert

3	Nickki Mitchell	G	5-6	JR	St. Pete, Fla. (Miami-Dade CC South)
12	Holly Rilinger	G	5-4	FR	Waynesboro, Va. (Waynesboro)
14	Mary Tantillo	G	5-6	SR	North Beach, N.J. (Southern Regional)
15	Dellareese Wilson	G	5-9	SR	Miami, Fla. (Norland)
20	Tanya Young	F	5-11	SO	Miami, Fla. (South Miami)
21	Desma Thomas	F	5-11	FR	Miami, Fla. (American)
22	Christine Olson	C	6-4	FR	Seminole, Fla. (Seminole)
23	Ronnie McGarry	F	5-11	JR	W. Swanzy, N.H. (Monadnock Regional)
25	Vicki Plowden	C	6-0	SR	Miami, Fla. (South Miami)
30	Nina Wagner	G	5-5	SO	Horsham, Pa. (Archbishop Wood)
32	Veronica Watson	C	6-3	FR	Pigeon Forge, Tenn. (Sevier County)
33	Mionsha Jones	F	5-11	FR	Miami, Fla. (American)
41	Carla Harris	G	5-9	SR	Miami, Fla. (Norland)
43	Galia Maik	F	6-0	JR	Petah-Tikva, Israel (Tel Aviv University)
44	Cami Young	F	6-0	JR	Orlando, Fla. (Valencia CC)

NCAA TOURNAMENT TEAMS

1997-98 Record: 19-10 (12-1 H, 5-8 A, 2-1 N)

BIG EAST: 13-5

Head Coach: Ferne Labati

Associate Head Coach: Robin Harmony

Assistant Coaches: Toni Smiley, Nina Wagner

3	McChelle Murray	G	5-11	SR	Hollywood, Fla. (Norland)
10	Octavia Blue	F	6-1	SR	Deerfield Beach, Fla. (Davie Nova)
13	Gina Graziani	G	5-8	SO	Pembroke Pines, Fla. (Cooper City)
14	Tessa Iacoboni	G	5-5	SR	Hollidaysburg, Pa. (Hollidaysburg Senior)
20	Shannon Drury	G	5-8	SO	Virginia Beach, Va. (Frank W. Cox)
23	Kym Hope	F/C	6-2	JR	Hollywood, Fla. (McArthur)
24	Dona Nando	G	5-6	FR	Flushing, N.Y. (Cardozo)
31	Cassandra Wimes	G	5-10	JR	Miami, Fla. (Central)
34	Beth Barnhart	G	5-9	JR	Hodgen, Okla. (Moss School)
41	Camilla Östh	F/C	6-2	FR	Sodertalje, Sweden (Sodertalje BBK)
42	Jennifer Jordan	C	6-0	JR	Miami, Fla. (Norland)
53	Saritta Hines	F	5-11	FR	Detroit, Mich. (Martin Luther King)

2002-03 Record: 18-11 (11-4 H, 5-7 A, 2-2 N)

BIG EAST: 8-8

Head Coach: Ferne Labati

Associate Head Coach: Robin Harmony

Assistant Coaches: Geneva Morgan, Nina Wagner

1	Tatjana Marincic	G/F	6-2	FR	Mississauga, Ontario (T.L. Kennedy)
2	Tamara James	G/F	5-9	FR	Dania, Fla. (South Broward)
3	Melissa Knight	F	5-11	SO	Philadelphia, Pa. (William Penn Charter)
10	Yalonda McCormick	G	5-8	SO	Miami, Fla. (Monsignor Pace)
15	Vera Arsova	F	6-1	JR	STIP, Macedonia (Slavco Stojmenski)
22	Fallon Phanord	G	5-9	SO	Miami, Fla. (Dr. Michael M. Krop)
23	Shaquana Wilkins	F	6-2	JR	Plymouth, Fla. (Winter Park)
25	Meghan Saake	G	5-10	SR	Wellington, Fla. (Wellington)
30	Hutashi Wilson	G	5-6	JR	Toronto, Canada (Michael Power)
34	Alicia Hartlaub	F	6-2	SR	Schaefferstown, Pa. (Elco)
40	Katie Hayek	G	5-9	FR	Lancaster, Pa. (Lancaster Catholic)
53	Chanivia Broussard	F	6-0	JR	Miami, Fla. (Northwestern)

2003-04 Record: 22-7 (12-2 H, 7-3 A, 3-2 N)

BIG EAST: 11-5

Head Coach: Ferne Labati

Associate Head Coach: Robin Harmony

Assistant Coaches: Meghan Burke, Jackie Moore

00	Amy Audibert	F/C	6-3	FR	Niagara Falls, Ontario (A.N. Myer)
1	Tatjana Marincic	G/F	6-2	SO	Mississauga, Ontario (T.L. Kennedy)
2	Tamara James	G/F	5-9	SO	Dania, Fla. (South Broward)
3	Melissa Knight	F	5-11	JR	Philadelphia, Pa. (William Penn Charter)
5	Imani Dhahabu	F/C	6-1	FR	Vallejo, Calif. (Salesian)
10	Yalonda McCormick	G	5-8	JR	Miami, Fla. (Monsignor Pace)
15	Vera Arsova	F	6-1	SR	STIP, Macedonia (Slavco Stojmenski)
21	Sandra Jansson	G	5-6	FR	Sodertalje, Sweden (Vastergards)
22	Fallon Phanord	G	5-9	JR	Miami, Fla. (Dr. Michael M. Krop)
23	Shaquana Wilkins	F	6-2	SR	Plymouth, Fla. (Winter Park)
30	Hutashi Wilson	G	5-6	SR	Toronto, Canada (Michael Power)
40	Katie Hayek	G	5-9	SO	Lancaster, Pa. (Lancaster Catholic)
53	Chanivia Broussard	F	6-0	SR	Miami, Fla. (Northwestern)

HISTORY & RECORDS

NCAA TOURNAMENT TEAMS

2010-11 Record: 28-5 (20-0 H, 6-3 A, 2-2 N)

ACC: 12-2 (Regular Season Co-Champions)

Head Coach: Katie Meier

Assistant Coaches: Darrick Gibbs, Carolyn Kieger, Vernetta Skeete

1	Riquna Williams	G	5-6	JR	Pahokee, Fla. (Pahokee)
3	Stefanie Yderstrom	G	5-8	SO	Ostertalje, Sweden (Igelstaviken)
12	Krystal Saunders	G	5-8	FR	West Park, Fla. (South Broward)
21	Stephanie Gardner	G	5-7	FR	Glassboro, N.J. (Glassboro)
23	Shanel Williams	G	5-8	SO	Chesapeake, Va. (Indian River)
32	Morgan Stroman	F	6-1	SO	Hopkins, S.C. (Lower Richland)
34	Sylvia Bullock	F	6-2	JR	Anchorage, Alaska (South Anchorage)
42	Shenise Johnson	G	5-11	JR	Henrietta, N.Y. (Rush-Henrietta)
50	Maria Brown	F	6-1	FR	Monroe, La. (Ouchita Parish)
54	Selina Archer	C	6-4	FR	Clermont, Fla. (East Ridge)

2011-12 Record: 26-6 (16-0 H, 9-5 A, 1-1 N)

ACC: 14-2

Head Coach: Katie Meier

Assistant Coaches: Darrick Gibbs, Carolyn Kieger, Vernetta Skeete

1	Riquna Williams	G	5-6	SR	Pahokee, Fla. (Pahokee)
3	Stefanie Yderstrom	G	5-8	JR	Ostertalje, Sweden (Igelstaviken)
10	Michelle Woods	G	5-8	FR	Naples, Fla. (Community)
12	Krystal Saunders	G	5-8	SO	West Park, Fla. (South Broward)
15	Tyler Hobgood	F	6-1	FR	Oxford, N.C. (J.F. Webb)
23	Shanel Williams	G	5-8	JR	Chesapeake, Va. (Indian River)
24	Jessica Capers	F	6-2	JR	Gastonia, N.C. (Indian River CC)
32	Morgan Stroman	F	6-1	JR	Hopkins, S.C. (Lower Richland)
33	Suriya McGuire	G	5-11	FR	Minneapolis, Minn. (Roosevelt)
34	Sylvia Bullock	F	6-2	SR	Anchorage, Alaska (South Anchorage)
40	Shawnice Wilson	C	6-6	JR	Pittsburgh, Pa. (Pittsburgh)
42	Shenise Johnson	G	5-11	SR	Henrietta, N.Y. (Rush-Henrietta)
50	Maria Brown	F	6-1	SO	Monroe, La. (Ouchita Parish)
54	Selina Archer	C	6-4	SO	Clermont, Fla. (East Ridge)

2012-13 Record: 21-11 (15-3 H, 5-7 A, 1-1 N)

ACC: 11-7

Head Coach: Katie Meier

Assistant Coaches: Darrick Gibbs, Carolyn Kieger, Octavia Blue

1	Caprice Dennis	G	5-9	FR	Detroit, Mich. (Pershing)
3	Stefanie Yderstrom	G	5-8	SR	Ostertalje, Sweden (Igelstaviken)
10	Michelle Woods	G	5-8	SO	Naples, Fla. (Community)
12	Krystal Saunders	G	5-8	SO	West Park, Fla. (South Broward)
32	Morgan Stroman	F	6-1	SR	Hopkins, S.C. (Lower Richland)
33	Suriya McGuire	G	5-11	SO	Minneapolis, Minn. (Roosevelt)
40	Shawnice Wilson	C	6-6	SR	Pittsburgh, Pa. (Pittsburgh)
50	Maria Brown	F	6-1	JR	Monroe, La. (Ouchita Parish)

NCAA TOURNAMENT TEAMS

2014-15 Record: 20-13 (15-3 H, 2-9 A, 3-1 N)

ACC: 8-8

Head Coach: Katie Meier

Assistant Coaches: Darrick Gibbs, Octavia Blue, Zach Kancher

0	Keyanna Harris	F	6-0	FR	Riveria Beach, Fla. (William T. Dwyer)
3	Jessica Thomas	G	5-6	SO	Gainesville, Fla. (Buchholz)
5	Nigia Greene	G	5-10	SO	Atlanta, Ga. (St. Francis)
10	Michelle Woods	G	5-8	RJR	Naples, Fla. (Community)
14	Aisha Edwards	G	5-8	FR	Boca Raton, Fla. (West Boca Raton)
15	Necole Sterling	F	5-10	SR	Los Angeles, Calif. (Gulf Coast State College)
20	Keyona Hayes	F	6-1	JR	Marietta, Ga. (St. Francis)
21	Jassany Williams	F	6-2	RSR	Davie, Fla. (Auburn)
23	Adrienne Motley	G	5-9	SO	Newport News, Va. (Woodside)
25	Khaila Prather	F	6-1	FR	Upper Marlboro, Md. (Riverdale Baptist)
30	Erykah Davenport	F	6-2	FR	Decatur, Ga. (Tucker)
33	Suriya McGuire	G	5-11	SR	Minneapolis, Minn. (Roosevelt)

2015-16 Record: 24-9 (13-3 H, 8-3 A, 3-3 N)

ACC: 10-6

Head Coach: Katie Meier

Assistant Coaches: Octavia Blue, Tia Jackson, Fitzroy Anthony

0	Keyanna Harris	F	6-0	SO	Riveria Beach, Fla. (William T. Dwyer)
1	Laura Cornelius	G	5-8	FR	Groningen, Netherlands (Caland Lyceum)
3	Jessica Thomas	G	5-6	JR	Gainesville, Fla. (Buchholz)
5	Nigia Greene	G	5-10	JR	Atlanta, Ga. (St. Francis)
10	Michelle Woods	G	5-8	RSR	Naples, Fla. (Community)
20	Keyona Hayes	F	6-1	RJR	Marietta, Ga. (St. Francis)
21	Emese Hof	F/C	6-3	FR	Utrecht, Netherlands (Caland Lyceum)
22	Zada Williams	F/C	6-2	FR	Babson Park, Fla. (Lake Wales)
23	Adrienne Motley	G	5-9	JR	Newport News, Va. (Woodside)
25	Khaila Prather	F	6-1	SO	Upper Marlboro, Md. (Riverdale Baptist)
30	Erykah Davenport	F/C	6-2	SO	Decatur, Ga. (Tucker)

2016-17 Record: 24-9 (14-2 H, 7-5 A, 3-2 N)

ACC: 10-6

Head Coach: Katie Meier

Assistant Coaches: Octavia Blue, Tia Jackson, Fitzroy Anthony

0	Keyanna Harris	F	6-0	JR	Riveria Beach, Fla. (William T. Dwyer)
1	Laura Cornelius	G	5-8	SO	Groningen, Netherlands (Caland Lyceum)
3	Jessica Thomas	G	5-6	SR	Gainesville, Fla. (Buchholz)
4	Shaneese Bailey	G/F	5-9	RJR	Callahan, Fla. (Florida Atlantic)
5	Nigia Greene	G	5-10	SR	Atlanta, Ga. (St. Francis)
12	Sarah Mortensen	G/F	6-1	FR	Copenhagen, Denmark (Long Island Lutheran [N.Y.]
15	Neydja Petithomme	G	5-8	JR	Boca Raton, Fla. (Auburn)
20	Keyona Hayes	F	6-1	RSR	Marietta, Ga. (St. Francis)
21	Emese Hof	F/C	6-3	SO	Utrecht, Netherlands (Caland Lyceum)
22	Zada Williams	F/C	6-2	SO	Babson Park, Fla. (Lake Wales)
23	Adrienne Motley	G	5-9	SR	Newport News, Va. (Woodside)
25	Khaila Prather	F	6-1	JR	Upper Marlboro, Md. (Riverdale Baptist)
30	Erykah Davenport	F/C	6-2	JR	Decatur, Ga. (Tucker)
51	Serena-Lynn Geldof	C	6-6	FR	Ostend, Belgium (KA Redingehof Leuven)

HISTORY & RECORDS

WNIT TEAMS

1989-90 Record: 25-6 (13-1 H, 8-1 A, 4-4 N)

Head Coach: Ferne Labati

Assistant Coaches: Robin Harmony, Tim Rapant, Toni Smiley

3	Lisa Jones	F	5-9	SR	Miami, Fla. (Florida JC)
12	Elaine Harlow	G	5-5	SR	Cocoa Beach, Fla. (Cocoa Beach)
14	Christi Johnson	G	5-5	SO	Chattanooga, Tenn. (Southridge [Fla.])
22	Merren Armour	G	5-9	SO	Annnville, Pa. (Annnville)
23	Tanya Wood	F	5-9	JR	Jersey City, N.J. (St. Peter's College)
24	Frances Savage	F	5-9	JR	Ft. Lauderdale, Fla. (Piper)
32	Margaret Farley	G/F	5-10	FR	Belle Glade, Fla. (Glades Central Community)
33	Vicki Bowers	F	5-10	SO	Nevada, Ohio (Upper Sandusky)
35	Belinda Kunczt	C	6-4	FR	Peru, Ind. (Maconaquah)
41	Sherri Eyer	F	5-10	SO	Hershey, Penn. (Hershey)
42	Jeannie Hebert	G	5-8	SO	North Pole, Alaska (Monroe Catholic)
43	Nanci Clayton	C	6-0	SR	Los Angeles, Calif. (Locke)

1998-99 Record: 15-14 (10-4 H, 4-10 A, 1-0 N)

BIG EAST: 9-9

Head Coach: Ferne Labati

Assistant Coaches: Robin Harmony, Dan Olson, Toni Smiley

4	Rachel Oates	G	5-4	SO	Plantation, Fla. (Dade Christian)
5	Sheila James	G	5-3	FR	Rubonia, Fla. (Palmetto)
10	Bianca Rosales	G	5-9	SO	Miami, Fla. (Holy Cross)
13	Gina Graziani	G	5-8	JR	Pembroke Pines, Fla. (Cooper City)
20	Shannon Drury	G	5-8	JR	Virginia Beach, Va. (Frank W. Cox)
23	Kym Hope	F/C	6-2	SR	Hollywood, Fla. (McArthur)
24	Dona Nando	G	5-6	SO	Flushing, N.Y. (Cardozo)
30	Toni Williams	F/C	6-4	FR	LaBelle, Fla. (LaBelle)
31	Cassandra Wimes	G	5-10	SR	Miami, Fla. (Central)
33	Kathryn Fowler	F	6-0	FR	New York, N.Y. (Christ the King)
34	Beth Barnhart	G	5-9	SR	Hodgen, Okla. (Moss School)
41	Camilla Östh	F/C	6-2	SO	Sodertalje, Sweden (Sodertalje BBK)
42	Jennifer Jordan	C	6-0	SR	Miami, Fla. (Norland)
45	Martha Bodley	C	6-3	FR	St. Croix, U.S.V.I. (St. Croix Educational)
52	Christal White	F	5-11	FR	Pittsburgh, Pa. (Mt. Alvernia)

2001-02 Record: 19-12 (12-3 H, 5-8 A, 2-1 N)

BIG EAST: 10-6

Head Coach: Ferne Labati

Associate Head Coach: Robin Harmony

Assistant Coaches: Geneva Morgan, Nina Wagner

3	Melissa Knight	F	5-11	FR	Philadelphia, Pa. (William Penn Charter)
5	Sheila James	G	5-5	SR	Orlando, Fla. (Palmetto)
10	Yalonda McCormick	G	5-8	FR	Miami, Fla. (Monsignor Pace)
14	Yolanda Whigham	G	5-8	FR	Plant City, Fla. (Plant City)
15	Vera Arsova	F	6-1	FR	STIP, Macedonia (Slavco Stojmenski)
21	Amanda Papuga	G	5-10	JR	Oak Brook, Ill. (Lyons Township)
22	Fallon Phanord	G	5-9	FR	Miami, Fla. (Dr. Michael M. Krop)
23	Shaquana Wilkins	F	6-2	SO	Plymouth, Fla. (Winter Park)
25	Meghan Saake	G	5-10	JR	Wellington, Fla. (Wellington)
30	Hutashi Wilson	G	5-6	SO	Toronto, Canada (Michael Power)
33	Kathryn Fowler	F	6-0	SR	New York, N.Y. (Christ the King)
34	Alicia Hartlaub	F	6-2	JR	Schaefferstown, Pa. (Elco)
45	Martha Bodley	C	6-3	SR	St. Croix, U.S.V.I. (St. Croix Educational)
53	Chanivia Broussard	F	6-0	SO	Miami, Fla. (Northwestern)

WNIT TEAMS

2005-06 Record: 17-13 (13-5 H, 4-6 A, 0-2 N)

ACC: 6-8

Head Coach: Katie Meier

Assistant Coaches: Darrick Gibbs, Angie Hembree, Tombi Bell

00	Amy Audibert	F/C	6-3	JR	Niagara Falls, Ont., Canada (A.N. Myer)
1	Tatjana Marinic	G/F	6-1	SR	Mississauga, Ont., Canada (T.L. Kennedy)
2	Tamara James	G/F	5-9	SR	Dania, Fla. (South Broward)
3	Melissa Knight	F	5-11	SR	Philadelphia, Pa. (William Penn Charter)
4	Lamese James	G/F	6-0	SO	Hollywood, Fla. (South Broward)
5	Imani Dhahabu	F/C	6-1	JR	Vallejo, Calif. (Salesian)
20	Albrey Grimsley	G	5-9	SO	Fort Pierce, Fla. (Centennial)
21	Renee Taylor	G	5-2	JR	Harlem, N.Y. (Monroe CC)
23	LaToya Cunningham	G	5-6	FR	Vallejo, Calif. (La Jolla Country Day)
30	Selena Eskinazi-Budge	G	5-9	SO	Beachwood, Ohio (Beachwood)
32	Brittany Denson	C	6-3	FR	Winter Haven, Fla. (Winter Haven)
33	Marianne Curtis	G	5-8	SO	Miami, Fla. (Palmetto)
40	Katie Hayek	G	5-9	SR	Lancaster, Pa. (Lancaster Catholic)

2009-10 Record: 22-14 (13-6 H, 9-7 A, 0-1 N)

ACC: 4-10

Head Coach: Katie Meier

Assistant Coaches: Darrick Gibbs, Carolyn Kieger, Lonnette Hall

1	Riquna Williams	G	5-6	SO	Pahokee, Fla. (Pahokee)
3	Stefanie Yderstrom	G	5-8	FR	Ostertalje, Sweden (Igelstaviken)
13	Hannah Shaw	C	6-4	FR	Nottingham, England (Beckett School)
14	Charmaine Clark	G/F	5-11	SR	Hinesville, Ga. (Bradwell Institute)
23	Shanel Williams	G	5-8	FR	Chesapeake, Va. (Indian River)
31	Lee Anna Osei	G	5-3	FR	Toronto, Ont., Canada (Commerce)
32	Morgan Stroman	F	6-1	FR	Hopkins, S.C. (Lower Richland)
33	Diane Barnes	F	6-2	SR	Lakeland, Fla. (Trinity Valley CC)
34	Sylvia Bullock	F	6-2	SO	Anchorage, Alaska (South Anchorage)
42	Shenise Johnson	G	5-11	SO	Henrietta, N.Y. (Rush-Henrietta)

2013-14 Record: 16-15 (10-9 H, 6-5 A, 0-1 N)

ACC: 8-8

Head Coach: Katie Meier

Assistant Coaches: Darrick Gibbs, Carolyn Kieger, Octavia Blue

1	Caprice Dennis	G	5-9	SO	Detroit, Mich. (Pershing)
3	Jessica Thomas	G	5-6	FR	Gainesville, Fla. (Buchholz)
5	Nigia Greene	G	5-10	FR	Atlanta, Ga. (St. Francis)
10	Michelle Woods	G	5-8	JR	Naples, Fla. (Community)
13	Tara Scwhitter	G	5-7	SR	Oradell, N.J. (Immaculate Heart Academy)
12	Krystal Saunders	G	5-8	SR	West Park, Fla. (South Broward)
15	Necole Sterling	F	5-10	JR	Los Angeles, Calif. (Gulf Coast State College)
20	Keyona Hayes	F	6-1	SO	Marietta, Ga. (St. Francis)
21	Jassany Williams	F	6-2	RJR	Davie, Fla. (Auburn)
33	Suriya McGuire	G	5-11	JR	Minneapolis, Minn. (Roosevelt)
23	Adrienne Motley	G	5-9	FR	Newport News, Va. (Woodside)
50	Maria Brown	F	6-1	SR	Monroe, La. (Ouachita Parish)

HISTORY & RECORDS

HURRICANE HONORS

National Player of the Year

Name	Organization	Year
Frances Savage	Sports Illustrated	1991-92

Conference Player of the Year

Name	Organization	Year
Frances Savage	BIG EAST	1991-92
Shenise Johnson	ACC	2010-11

All-Americans

Name	Organization	Team	Year
Maria Rivera	Kodak/WBCA	Hon. Mention	1987-88
Frances Savage	Kodak/WBCA	Hon. Mention	1990-91
Frances Savage	AP	Second	1990-91
Jeannie Hebert	WBBY	Hon. Mention	1991-92
Vicki Plowden	WBBY	Hon. Mention	1991-92
Frances Savage	Kodak/WBCA	First	1991-92
Vicki Plowden	Kodak/WBCA	Hon. Mention	1992-93
Octavia Blue	Kodak/WBCA	Hon. Mention	1997-98
Octavia Blue	WBNS	Third	1997-98
Tamara James	Kodak/WBCA	Hon. Mention	2002-03
Tamara James	AP	Hon. Mention	2002-03
Tamara James	Full Court Press	Hon. Mention	2003-04
Tamara James	Kodak/WBCA	Hon. Mention	2004-05
Tamara James	AP	Hon. Mention	2004-05
Tamara James	WBNS	Second	2005-06
Tamara James	Full Court Press	Third	2005-06
Tamara James	AP	Hon. Mention	2005-06
Tamara James	Kodak/WBCA	Hon. Mention	2005-06
Shenise Johnson	State Farm/WBCA	First	2010-11
Shenise Johnson	USBWA	First	2010-11
Shenise Johnson	Full Court Press	Second	2010-11
Shenise Johnson	AP	Third	2010-11
Riquna Williams	AP	Hon. Mention	2010-11
Shenise Johnson	WBCA	First	2011-12
Shenise Johnson	USBWA	First	2011-12
Shenise Johnson	NetScouts	First	2011-12
Shenise Johnson	CSM	First	2011-12
Shenise Johnson	AP	Second	2011-12
Riquna Williams	AP	Third	2011-12
Adrienne Motley	WBCA	Hon. Mention	2015-16

AP—Associated Press

CSM—College Sports Madness

S&S—Street & Smith's

WBBY—Women's Basketball Yearbook

WBCA—Women's Basketball Coaches Association

WBNS—Women's Basketball News Service

USBWA—United State Basketball Writer's Association

Preseason All-Americans

Name	Organization	Team	Year
Frances Savage	S&S	Hon. Mention	1989-90
Jeannie Hebert	S&S	Hon. Mention	1991-92
Frances Savage	WBBY	Hon. Mention	1991-92
Tamara James	S&S	Hon. Mention	2003-04
Shenise Johnson	AP	First	2011-12
Adrienne Motley	CSM	Fourth	2016-17

Freshman All-Americans

Name	Organization	Year
Maria Rivera	WBBY	1983-84
Joani Bowles	WBBY	1989-90
Jeannie Hebert	WBBY	1988-89
Ronnie McGary	WBBY	1990-91

All-ACC

Name	Team	Year
Tamara James	First	2004-05
Tamara James	First	2005-06
Renee Taylor	Hon. Mention	2005-06
Renee Taylor	Second	2006-07
Maurita Reid	Hon. Mention	2007-08
Shenise Johnson	Hon. Mention	2008-09
Shenise Johnson	First	2009-10
Riquna Williams	Second	2009-10
Shenise Johnson	First	2010-11
Riquna Williams	First	2010-11
Morgan Stroman	Third	2010-11
Shenise Johnson	First	2011-12
Riquna Williams	First	2011-12
Stefanie Yderstrom	Third	2011-12
Morgan Stroman	First (BRP, HC)	2012-13
Stefanie Yderstrom	First (HC)	2012-13
Adrienne Motley	First (BRP, HC)	2014-15
Adrienne Motley	First (BRP, HC)	2015-16
Adrienne Motley	Second (BRP, HC)	2016-17
Jessica Thomas	Second (BRP, HC)	2016-17

The Blue Ribbon Panel (BRP) and ACC Coaches (HC) began selecting separate teams in 2012-13

Preseason All-ACC

Name	Year
Tamara James	2004-05
Tamara James	2005-06
Shenise Johnson	2010-11
Shenise Johnson	2011-12
Riquna Williams	2011-12
Stefanie Yderstrom (BRP, HC)	2012-13
Adrienne Motley (BRP, HC)	2015-16
Adrienne Motley (BRP, HC)	2016-17

All-ACC Defensive Team

Name	Year
Maurita Reid	2007-08
Shenise Johnson	2009-10
Shenise Johnson	2010-11
Shenise Johnson	2011-12
Morgan Stroman	2012-13

All-Freshman Team

Name	Conference	Team	Year
Holly Rilinger	BIG EAST	Second	1992-93
Veronica Watson	BIG EAST	First	1992-93
Jill Henne	BIG EAST	Second	1993-94
Octavia Blue	BIG EAST	First	1994-95
Chanivia Broussard	BIG EAST	First	2000-01
Tamara James	BIG EAST	First	2002-03
Shenise Johnson	ACC	First	2008-09
Adrienne Motley	ACC	First (BRP, HC)	2013-14

HURRICANE HONORS

Past All-Conference

Name	Conference	Team	Year
Jill Poorman	FSAC	First	1979-80
Sylvia Wilson	FSAC	First	1979-80
Dottie Richardson	FSAC	First	1980-81
Sylvia Wilson	FSAC	First	1980-81
Joani Bowles	FSAC	Second	1983-84
Cordelia Fulmore	FSAC	First	1983-84
Vicki Plowden	NSWAC	First	1990-91
Jeannie Hebert	NSWAC	Second	1990-91
Jeannie Hebert	BIG EAST	Second	1991-92
Frances Savage	BIG EAST	First	1991-92
Vicki Plowden	BIG EAST	First	1991-92
Vicki Plowden	BIG EAST	First	1992-93
Holly Ringer	BIG EAST	Third	1992-93
Della Wilson	BIG EAST	Second	1992-93
Desma Thomas	BIG EAST	Third	1993-94
Octavia Blue	BIG EAST	Third	1995-96
Octavia Blue	BIG EAST	Third	1996-97
Desma Thomas	BIG EAST	Third	1996-97
Octavia Blue	BIG EAST	First	1997-98
Kym Hope	BIG EAST	First	1997-98
Kym Hope	BIG EAST	First	1998-99
Jennifer Jordan	BIG EAST	Third	1998-99
Chanivia Broussard	BIG EAST	Second	2001-02
Meghan Saake	BIG EAST	Hon. Mention	2001-02
Tamara James	BIG EAST	Second	2002-03
Chanivia Broussard	BIG EAST	Third	2003-04
Tamara James	BIG EAST	First	2003-04
Yalonda McCormick	BIG EAST	Hon. Mention	2003-04

FSAC—Florida State Athletic Conference (AIAW)

NSWAC—New South Women's Athletic Conference

Past Preseason All-Conference

Name	Conference	Team	Year
Frances Savage	BIG EAST	First	1991-92
Vicki Plowden	BIG EAST	First	1992-93
Desma Thomas	BIG EAST	Second	1994-95
Octavia Blue	BIG EAST	Second	1995-96
Octavia Blue	BIG EAST	Second	1996-97
Octavia Blue	BIG EAST	First	1997-98
Kym Hope	BIG EAST	First	1997-98
Chanivia Broussard	BIG EAST	First	2002-03
Tamara James	BIG EAST	First	2003-04

Atlantic Coast Conference Awards

Player of the Year

Name	Year
Shenise Johnson	2010-11

Preseason Player of the Year

Name	Year
Shenise Johnson	2011-12

BIG EAST Conference Awards

Player of the Year

Name	Year
Frances Savage	1991-92

Preseason Player of the Year

Name	Year
Vicki Plowden	1992-93

Defensive Player of the Year

Name	Year
Meghan Saake	2001-02

Freshman of the Year

Name	Year
Holly Rilinger	1992-93

Most Improved Player

Name	Year
Frances Savage	1991-92
Kym Hope	1997-98

ACC Academic Honors

All-ACC Academic Team

Name	Year
Tatjana Marincic	2004-05
Tatjana Marincic	2005-06
Amy Audibert	2006-07
Epiphany Woodson	2007-08
Morgan Stroman	2009-10
Stefanie Yderstrom	2010-11
Stefanie Yderstrom	2011-12
Stefanie Yderstrom	2012-13
Adrienne Motley	2013-14
Jassany Williams	2014-15
Emese Hof	2015-16
Jessica Thomas	2015-16
Laura Cornelius	2016-17
Emese Hof	2016-17
Jessica Thomas	2016-17

ACC Honor Roll

Name	Year
Amy Audibert	2004-05
Marianne Curtis	2004-05

HISTORY & RECORDS

HURRICANE HONORS

Selena Eskinazi	2004-05
Tatjana Marincic	2004-05
Marianne Curtis	2005-06
Amy Audibert	2006-07
Marianne Curtis	2006-07
Briyana Blair	2007-08
LaToya Drake	2007-08
Damisha Moore	2007-08
Vitalia Vasciunaitė	2007-08
Epiphany Woodson	2007-08
LaToya Cunningham	2008-09
LaToya Drake	2008-09
Sylvia Bullock	2010-11
Stefanie Yderstrom	2010-11
Stefanie Yderstrom	2011-12
Morgan Stroman	2012-13
Jassany Williams	2012-13
Stefanie Yderstrom	2012-13
Shawnice Wilson	2012-13
Krystal Saunders	2013-14
Jessica Thomas	2013-14
Jassany Williams	2013-14
Keyona Hayes	2014-15
Jassany Williams	2014-15
Laura Cornelius	2015-16
Erykah Davenport	2015-16
Emese Hof	2015-16
Khaila Prather	2015-16
Laura Cornelius	2016-17
Serena Lynn-Geldof	2016-17
Keyanna Harris	2016-17
Keyona Hayes	2016-17
Emese Hof	2016-17
Sarah Mortensen	2016-17
Adrienne Motley	2016-17
Jessica Thomas	2016-17

Vicki Plowden	1992 NCAA East Regional
Frances Savage	1990 WNIT
Shenise Johnson	2010 WNIT
Riquna Williams	2010 WNIT

ACC All-Tournament Team

Name	Team	Year
Tamara James	Second	2004-05
Shenise Johnson	First	2010-11
Riquna Williams	Second	2010-11
Shawnice Wilson	Second	2011-12
Jessica Thomas	Second	2015-16
Keyona Hayes	Second	2016-17

BIG EAST All-Tournament Team

Name	Year
Jeannie Hebert	1991-92
Vicki Plowden	1991-92
Frances Savage (MVP)	1991-92
Carla Harris	1992-93
Vicki Plowden	1992-93
Holly Rillinger	1992-93
Desma Thomas	1996-97
Kym Hope	1997-98
Tamara James	2002-03

NSWAC All-Tournament Team

Name	Year
Jeannie Hebert (MVP)	1991
Vicki Plowden	1991

ACC Weekly Awards

ACC Player of the Week

Name	Date	Year
Tamara James	1/3	2004-05
Tamara James	2/7	2004-05
Tamara James	2/14	2004-05
Tamara James	12/5	2005-06
Renee Taylor	11/20	2006-07
Riquna Williams	11/16	2009-10
Riquna Williams	1/11	2009-10
Shenise Johnson	2/8	2009-10
Riquna Williams	12/13	2010-11
Riquna Williams	12/27	2010-11
Shenise Johnson	1/3	2010-11
Riquna Williams	1/17	2010-11
Riquna Williams	1/31	2010-11
Shenise Johnson	2/14	2010-11
Shenise Johnson	2/21	2010-11
Shenise Johnson	11/28	2011-12
Riquna Williams	12/12	2011-12
Morgan Stroman	2/11	2012-13
Shawnice Wilson	3/4	2012-13
Adrienne Motley	1/12	2014-15

Riquna Williams	7x
Shenise Johnson	5x
Tamara James	4x

Miscellaneous Leaders/Awards

ACC

Name	Award	Year
Tamara James	Scoring Champion	2004-05
Tamara James	Scoring Champion	2005-06
Renee Taylor	Scoring Champion	2006-07
Riquna Williams	Scoring Champion	2010-11

BIG EAST

Name	Award	Year
Frances Savage	Rebounding Champion	1991-92
Jeannie Hebert	Assists Champion	1991-92
Gina Graziani	Assists Champion	1996-97
Desma Thomas	3-Point Champion	1996-97
Gina Graziani	Assists Champion	1997-98
Kym Hope	Rebounding Champion	1997-98
Gina Graziani	Assists Champion	1999-00
Tamara James	Scoring Champion	2002-03

All-Tournament Teams

NCAA/WNIT All-Tournament Team

HURRICANE HONORS

Adrienne Motley 1x
 Morgan Stroman 1x
 Renee Taylor 1x
 Shawnice Wilson 1x

ACC Rookie of the Week

Name	Date	Year
Brittany Denson	1/9	2005-06
Shenise Johnson	12/1	2008-09
Shenise Johnson	1/5	2008-09
Shenise Johnson	2/23	2008-09
Morgan Stroman	1/11	2009-10
Keyona Hayes	2/11	2012-13
Adrienne Motley	2/3	2013-14

Shenise Johnson 3x
 Brittany Denson 3x
 Keyona Hayes 1x
 Adrienne Motley 1x
 Morgan Stroman 1x

BIG EAST Weekly Awards

BIG EAST Player of the Week

Name	Date	Year
Vicki Plowden	12/23	1991-92
Frances Savage	12/30	1991-92
Frances Savage	1/19	1991-92
Frances Savage	2/9	1991-92
Frances Savage	2/16	1991-92
Frances Savage	3/2	1991-92
Vicki Plowden	1/10	1992-93
Vicki Plowden	2/21	1992-93
Octavia Blue	12/27	1995-96
Jennifer Jordan	1/29	1995-96
Octavia Blue	12/7	1997-98
Octavia Blue	12/12	1997-98
Kym Hope	1/4	1997-98
Kym Hope	2/8	1997-98
Octavia Blue	2/12	1997-98
Jennifer Jordan	1/18	1998-99
Kym Hope	2/22	1998-99
Dalia Clarke	1/15	2000-01
Chanivia Broussard	12/10	2001-02
Meghan Saake	12/17	2001-02
Shaquana Wilkins	1/21	2001-02
Tamara James	11/23	2003-04
Tamara James	2/23	2003-04

Frances Savage 5x
 Octavia Blue 4x
 Kym Hope 3x
 Vicki Plowden 3x
 Tamara James 2x
 Jennifer Jordan 2x
 Chanivia Broussard 1x
 Dalia Clarke 1x
 Meghan Saake 1x
 Shaquana Wilkins 1x

BIG EAST Freshman of the Week

Name	Date	Year
Holly Rilinger	1/4	1992-93
Holly Rilinger	1/17	1992-93
Holly Rilinger	2/1	1992-93
Holly Rilinger	2/15	1992-93
Sheron Murray	12/13	1993-94
McChelle Murray	12/19	1994-95
Octavia Blue	1/23	1994-95
Amanda Papuga	11/22	1999-00
Alicia Hartlaub	1/17	1999-00
Chanivia Broussard	1/15	2000-01
Tamara James	11/25	2002-03
Tamara James	12/2	2002-03
Tamara James	12/23	2002-03
Tamara James	1/6	2002-03
Tamara James	1/13	2002-03

Tamara James 5x
 Holly Rilinger 4x
 Octavia Blue 1x
 Chanivia Broussard 1x
 Alicia Hartlaub 1x
 McChelle Murray 1x
 Sheron Murray 1x
 Amanda Papuga 1x

TEAM GAME RECORDS

Margin of Victory

Category	Points	Opponent	Date
Largest Margin of Victory	81	Prairie View A&M (UM, 107-26)	1/17/11
Largest Margin of Defeat	69	at Texas (UT, 112-43)	2/17/86
Largest Margin of Victory at Home	81	Prairie View A&M (UM, 107-26)	1/17/11
Largest Margin of Defeat at Home	58	Maryland (MD, 111-53)	1/10/07
Largest Margin of Victory on Road	63	at Miami-Dade New World (UM, 98-35)	12/10/79
		at Broward Central (UM, 101-38)	11/28/79
Largest Margin of Defeat on Road	69	at Texas (UT, 112-43)	2/17/86

Points

Category	Points	Opponent	Date
Most Points	112	Stetson	1/12/91
Fewest Points	21	Miami-Dade North	1/9/73
Most Points Allowed	112	at Texas	2/17/86
Fewest Points Allowed	19	Miami-Dade New World	2/14/80
Most Points in an ACC Game	100	North Carolina	1/26/17
Most Points at Home	112	Stetson	1/12/91
Most Points on Road	111	at CSU Bakersfield	11/15/09
Most Points Neutral	98	vs. Stetson	3/7/91
Most Points in a Loss	93	Duke (2OT)	2/19/06
Most Points Combined	204	at CSU Bakersfield (UM, 111-93)	11/15/09

Points in a Quarter*

Category	Points	Opponent	Date
Most Points in a Quarter	31	North Carolina (3rd)	1/26/17
Fewest Points in a Quarter	4	at Virginia Tech (3rd)	1/28/16
Most Points Allowed in a Quarter	29	at Ohio State (3rd)	12/1/16
		vs. Baylor (2nd)	12/19/15
Fewest Points Allowed in a Quarter	2	Coppin State (3rd)	12/19/16
		Duke (2nd)	2/7/16
Most Points Combined in a Quarter	52	North Carolina (UM, 27-25, 4th)	1/26/17
Fewest Points Combined in a Quarter	11	Virginia (VA, 6-5, 2nd)	2/9/17
Largest Positive Margin in a Quarter	+22	at Clemson (UM, 26-4, 1st)	1/10/16
		Milwaukee (UM, 26-4, 4th)	11/27/15
		at Virginia (VA, 28-9, 2nd)	1/3/16
Largest Negative Margin in a Quarter	-19	North Carolina (3rd)	1/26/17
Most Points in a Quarter at Home	31	Florida State (3rd)	12/29/16
Most Points Allowed in a Quarter at Home	28	at Notre Dame (4th)	2/14/16
Most Points in a Quarter on the Road	29	at Ohio State (3rd)	12/1/16
Most Points Allowed in a Quarter on the Road	29	at Ohio State (3rd)	12/1/16
Most Points in a Quarter at Neutral Site	30	vs. Indiana (3rd)	12/20/15
Most Points Allowed in a Quarter at Neutral Site	29	vs. Baylor (2nd)	12/19/15

* - NCAA switched to the quarter system in advance of the 2015-16 season

Field Goals

Category	FG	Opponent	Date
Most Field Goal Attempts	102	FIU	1/15/80
Fewest Field Goal Attempts	41	Rutgers	2/6/97
Most Field Goals Made	51	FIU	1/27/81
Fewest Field Goals Made	9	Rutgers	12/16/12
Highest Field Goal Percentage	.661 (39-59)	Bethune-Cookman	12/1/87
Lowest Field Goal Percentage	.191 (9-47)	Rutgers	12/16/12

Free Throws

Category	FT	Opponent	Date
Most Free Throw Attempts	56	Homestead AFB	1/14/76
Fewest Free Throw Attempts	2	Illinois-Chicago	12/16/89
Most Free Throws Made	35*	Pittsburgh	1/21/99
Fewest Free Throws Made	1	at West Virginia	1/8/02
Highest Free Throw Percentage	1.000 (12-12)*	Jacksonville	11/13/07
Lowest Free Throw Percentage	.143 (1-7)	at West Virginia	1/8/02

Rebounds

Category	Reb	Opponent	Date
Most Rebounds	72	Stetson	3/4/82
Fewest Rebounds	18	Stetson	2/13/89

HISTORY & RECORDS

TEAM GAME RECORDS

Assists

Category	Ast	Opponent	Date
Most Assists	32*	North Carolina A&T	12/28/05
Fewest Assists	0	Illinois	12/14/85

Blocked Shots

Category	Blk	Opponent	Date
Most Blocked Shots	12	FIU	2/21/81
Fewest Blocked Shots	0*	Tennessee	11/15/11

Steals

Category	Stl	Opponent	Date
Most Steals	38	Broward Central	2/12/80
Fewest Steals	1*	Villanova	3/10/03

Turnovers

Category	TO	Opponent	Date
Most Turnovers	50	Florida	1/12/80
Fewest Turnovers	3	Boston College	2/1/92

Personal Fouls

Category	PF	Opponent	Date
Fewest Personal Fouls	5	Seton Hall	1/5/92

* - recorded more than once with most recent listed vs. - neutral site game

TEAM NCAA TOURNAMENT GAME RECORDS

Margin of Victory

Category	Points	Opponent	Date
Largest Margin of Victory	29	vs. Idaho State (UM, 70-41)	3/17/12
Largest Margin of Defeat	24	at Oklahoma State (OSU, 93-69)	3/15/89

Points

Category	Points	Opponent	Date
Most Points	86	vs. Washington	3/20/15
	86	North Carolina	3/21/92
Fewest Points	49	vs. Clemson	3/14/98
Most Points Allowed	93	at Oklahoma State	3/15/89
Fewest Points Allowed	41	vs. Idaho State	3/17/12
Most Points in a Loss	85	vs. Maryland	3/21/04
	85	at New Mexico (OT)	3/22/03
Most Points Combined	176	at New Mexico (UNM, 91-85, OT)	3/22/03

Points in a Quarter*

Category	Points	Opponent	Date
Most Points in a Quarter	23	Quinnipiac (4th)	3/20/17
		vs. South Dakota State (4th)	3/19/16
Fewest Points in a Quarter	9	vs. South Dakota State (3rd)	3/19/16
Most Points Allowed in a Quarter	25	Quinnipiac (4th)	3/20/17
		Quinnipiac (1st)	3/20/17
Fewest Points Allowed in a Quarter	9	FGCU (2nd)	3/18/17
Most Points Combined in a Quarter	48	Quinnipiac (QU, 25-23, 4th)	3/20/17
Fewest Points Combined in a Quarter	23	FGCU (UM, 14-9, 2nd)	3/18/17
Largest Positive Margin in a Quarter	+5	FGCU (UM, 14-9, 2nd)	3/18/17
Largest Negative Margin in a Quarter	-9	vs. South Dakota State (SDSU, 18-9, 3rd)	3/19/16

* - NCAA switched to the quarter system in advance of the 2015-16 season

Field Goals

Category	FG	Opponent	Date
Most Field Goal Attempts	81	at New Mexico (OT)	3/22/03
Fewest Field Goal Attempts	43	North Carolina	3/21/92
Most Field Goals Made	34	at New Mexico (OT)	3/22/03
Fewest Field Goals Made	13	vs. Clemson	3/14/98
Highest Field Goal Percentage	.651 (28-43)	North Carolina	3/21/92
Lowest Field Goal Percentage	.260 (13-50)	vs. Clemson	3/14/98

Free Throws

Category	FT	Opponent	Date
Most Free Throw Attempts	40	vs. Washington	3/20/15
Fewest Free Throw Attempts	10	at Gonzaga	3/19/12
		at New Mexico (OT)	3/22/03
Most Free Throws Made	30	North Carolina	3/21/92
Fewest Free Throws Made	7	at Iowa	3/22/15
Highest Free Throw Percentage	.900 (9-10)	at Gonzaga	3/19/12
		at New Mexico (OT)	3/22/03
Lowest Free Throw Percentage	.538 (14-26)	at Iowa	3/24/13

3-Point Field Goals

Category	3FG	Opponent	Date
Most 3-Point Attempts	23	vs. Oklahoma	3/22/11
Fewest 3-Point Attempts	1	North Carolina	3/21/92
Most 3-Pointers Made	8	at New Mexico (OT)	3/22/03
		vs. Oklahoma	3/22/11
Fewest 3-Pointers Made	0	St. Peter's	3/17/93
		North Carolina	3/21/92
Highest 3-Point Percentage	.583 (7-12)	vs. Washington	3/20/15
Lowest 3-Point Percentage	.000 (0-2)	St. Peter's	3/17/93

Rebounds

Category	Reb	Opponent	Date
Most Rebounds	53	at Iowa	3/24/13
Fewest Rebounds	26	North Carolina	3/21/92
Most Offensive Rebounds	25	at Iowa	3/24/13
Fewest Offensive Rebounds	6	North Carolina	3/21/92
Most Defensive Rebounds	34	vs. Washington	3/20/15
Fewest Defensive Rebounds	18	at Western Kentucky	3/20/93
		St. Peter's	3/17/93

TEAM NCAA TOURNAMENT GAME RECORDS

Assists

<i>Category</i>	<i>Ast</i>	<i>Opponent</i>	<i>Date</i>
Most Assists	24	at New Mexico (OT)	3/22/03
Fewest Assists	7	at Gonzaga	3/19/12

Blocked Shots

<i>Category</i>	<i>Blk</i>	<i>Opponent</i>	<i>Date</i>
Most Blocked Shots	8	vs. Gardner-Webb	3/20/11
Fewest Blocked Shots	0	at Western Kentucky	3/20/93

Steals

<i>Category</i>	<i>Stl</i>	<i>Opponent</i>	<i>Date</i>
Most Steals	14	vs. South Dakota State	3/19/16
Fewest Steals	4	vs. Washington	3/20/15

Turnovers

<i>Category</i>	<i>TO</i>	<i>Opponent</i>	<i>Date</i>
Most Turnovers	27	at Oklahoma State	3/15/89
Fewest Turnovers	4	vs. Washington	3/20/15

Personal Fouls

<i>Category</i>	<i>PF</i>	<i>Opponent</i>	<i>Date</i>
Most Personal Fouls	24	at Iowa	3/22/15
Fewest Personal Fouls	12	at New Mexico (OT) vs. Gardner-Webb	3/22/03 3/20/11

TEAM WNIT GAME RECORDS

Margin of Victory

Category	Points	Opponent	Date
Largest Margin of Victory	17	at Michigan (UM, 76-59)	3/31/10
Largest Margin of Defeat	12	at California (Cal, 73-61) vs. Kentucky (UK, 80-68)	4/3/10 3/23/90

Points

Category	Points	Opponent	Date
Most Points	95	FIU	3/18/06
Fewest Points	58	at Rice	3/12/99
Most Points Allowed	83	FIU at Houston	3/18/06 3/16/02
Fewest Points Allowed	57	vs. Illinois State FGCU	3/22/90 3/18/10
Most Points in a Loss	80	vs. Charlotte	3/24/90
Most Points Combined	178	FIU (UM, 95-83)	3/18/06

Miami has not played a game in the WNIT since the NCAA switched to the quarter system in advance of the 2015-16 season

Field Goals

Category	FG	Opponent	Date
Most Field Goal Attempts	78	at Houston	3/16/02
Fewest Field Goal Attempts	49	Providence	3/28/10
Most Field Goals Made	31	at Houston	3/16/02
Fewest Field Goals Made	21	Stetson	3/20/14
Highest Field Goal Percentage	.520 (26-50)	at Rice	3/12/99
Lowest Field Goal Percentage	.288 (21-73)	Stetson	3/20/14

Free Throws

Category	FT	Opponent	Date
Most Free Throw Attempts	27	at Providence North Carolina A&T	3/28/10 3/25/10
Fewest Free Throw Attempts	11	at Rice	3/12/99
Most Free Throws Made	21	at Providence vs. Illinois State	3/28/10 3/22/90
Fewest Free Throws Made	3	at Rice	3/12/99
Highest Free Throw Percentage	.826 (19-23)	FIU	3/18/06
Lowest Free Throw Percentage	.273 (3-11)	at Rice	3/12/99

3-Point Field Goals

Category	3FG	Opponent	Date
Most 3-Point Attempts	26	Stetson FIU	3/20/14 3/18/06
Fewest 3-Point Attempts	7	at Rice	3/12/99
Most 3-Pointers Made	14	FIU	3/18/06
Fewest 3-Pointers Made	3	FGCU at Rice vs. Kentucky	3/18/10 3/12/99 3/23/90
Highest 3-Point Percentage	.556 (10-18)	North Carolina A&T	3/25/10
Lowest 3-Point Percentage	.231 (3-13)	FGCU	3/18/10

Rebounds

Category	Reb	Opponent	Date
Most Rebounds	59	Stetson	3/20/14
Fewest Rebounds	30	at Georgia Tech	3/13/02
Most Offensive Rebounds	21	Stetson	3/20/14
Fewest Offensive Rebounds	8	FIU	3/18/06
Most Defensive Rebounds	38	Stetson	3/20/14
Fewest Defensive Rebounds	15+	vs. Charlotte	3/24/90

+ - Miami had one team rebound in the game that was not designated as offensive or defensive in the official statistics

Assists

Category	Ast	Opponent	Date
Most Assists	21	North Carolina	3/25/10
Fewest Assists	6	at Providence	3/28/10

TEAM WNIT GAME RECORDS

Blocked Shots

Category	Blk	Opponent	Date
Most Blocked Shots	9	at Houston	3/16/02
Fewest Blocked Shots	0	at Michigan at Providence	3/31/10 3/28/10

Steals

Category	Stl	Opponent	Date
Most Steals	15	FIU	3/18/06
Fewest Steals	3	vs. Illinois State	3/22/90

Turnovers

Category	TO	Opponent	Date
Most Turnovers	23	at Virginia	3/22/06
Fewest Turnovers	8	vs. Illinois State	3/22/90

Personal Fouls

Category	PF	Opponent	Date
Most Personal Fouls	21	Stetson at Virginia	3/20/14 3/22/06
Fewest Personal Fouls	12	vs. Illinois State	3/22/90

vs. - neutral site game

TEAM ACC TOURNAMENT GAME RECORDS

Margin of Victory

Category	Points	Opponent	Date
Largest Margin of Victory	22	vs. Pittsburgh (UM, 77-55)	3/5/16
Largest Margin of Defeat	27	vs. Georgia Tech (GT, 76-49)	3/6/08

Points

Category	Points	Opponent	Date
Most Points	93	vs. NC State	3/4/11
Fewest Points	45	vs. Virginia Tech	3/7/13
Most Points Allowed	85	vs. NC State	3/4/11
Fewest Points Allowed	39	vs. Virginia Tech	3/7/13
Most Points in a Loss	74	vs. Wake Forest	3/2/12
Most Points Combined	178	vs. NC State (UM, 93-85)	3/4/11

Points in a Quarter*

Category	Points	Opponent	Date
Most Points in a Quarter	28	vs. Georgia Tech (2nd)	3/2/17
Fewest Points in a Quarter	8	vs. Florida State (4th)	3/5/17
Most Points Allowed in a Quarter	25	vs. Georgia Tech (3rd)	3/2/17
Fewest Points Allowed in a Quarter	8	vs. Georgia Tech (1st)	3/2/17
		vs. Florida State (3rd)	3/4/16
Most Points Combined in a Quarter	45	vs. Georgia Tech (UM, 28-17, 2nd)	3/2/17
Fewest Points Combined in a Quarter	19	vs. Duke (DU, 10-9, 1st)	3/4/17
Largest Positive Margin in a Quarter	+11	vs. Georgia Tech (UM, 28-17, 2nd)	3/2/17
		vs. Georgia Tech (UM, 19-8, 1st)	3/2/17
		vs. Florida State (UM, 22-11, 4th)	3/4/16
		vs. Pittsburgh (UM, 20-9, 2nd)	3/3/16
Largest Negative Margin in a Quarter	-8	vs. Georgia Tech (GT, 25-17, 3rd)	3/2/17

* - NCAA switched to the quarter system in advance of the 2015-16 season

Field Goals

Category	FG	Opponent	Date
Most Field Goal Attempts	70	vs. NC State	3/4/11
Fewest Field Goal Attempts	49	vs. Virginia Tech	3/7/13
		vs. Georgia Tech	3/1/07
		vs. Georgia Tech	3/4/05
Most Field Goals Made	37	vs. Georgia Tech	3/2/17
Fewest Field Goals Made	14	vs. Virginia Tech	3/7/13
Highest Field Goal Percentage	.638 (37-58)	vs. Georgia Tech	3/2/17
Lowest Field Goal Percentage	.286 (14-49)	vs. Virginia Tech	3/7/13

Free Throws

Category	FT	Opponent	Date
Most Free Throw Attempts	28	vs. NC State	3/4/11
Fewest Free Throw Attempts	5	vs. Georgia Tech	3/1/07
Most Free Throws Made	19	vs. NC State	3/4/11
Fewest Free Throws Made	4	vs. Georgia Tech	3/1/07
Highest Free Throw Percentage	.889 (8-9)	vs. Notre Dame	3/5/16
Lowest Free Throw Percentage	.417 (5-12)	vs. Pittsburgh	3/3/16

3-Point Field Goals

Category	3FG	Opponent	Date
Most 3-Point Attempts	25	vs. North Carolina	3/5/11
Fewest 3-Point Attempts	6	vs. Georgia Tech	3/2/17
Most 3-Pointers Made	9	vs. Georgia Tech	3/2/06
Fewest 3-Pointers Made	1	vs. Virginia Tech	3/7/13
		vs. Florida State	3/3/17
Highest 3-Point Percentage	.533 (8-15)	vs. Florida State	3/4/16
Lowest 3-Point Percentage	.091 (1-11)	vs. Florida State	3/3/17

Rebounds

Category	Reb	Opponent	Date
Most Rebounds	48	vs. Florida State	3/8/13
Fewest Rebounds	20	vs. Georgia Tech	3/1/07
Most Offensive Rebounds	18	vs. Boston College	3/5/09
Fewest Offensive Rebounds	5	vs. Pittsburgh	3/3/16
		vs. Georgia Tech	3/1/07
Most Defensive Rebounds	34	vs. Florida State	3/7/13
Fewest Defensive Rebounds	14	vs. Boston College	3/5/09

TEAM ACC TOURNAMENT GAME RECORDS

Assists

<i>Category</i>	<i>Ast</i>	<i>Opponent</i>	<i>Date</i>
Most Assists	21	vs. Pittsburgh	3/3/16
Fewest Assists	6	vs. Notre Dame vs. Virginia Tech vs. Wake Forest (OT)	3/6/15 3/7/13 3/4/10

Blocked Shots

<i>Category</i>	<i>Blk</i>	<i>Opponent</i>	<i>Date</i>
Most Blocked Shots	7	vs. Florida State	3/4/16
Fewest Blocked Shots	1	vs. Boston College vs. Georgia Tech vs. North Carolina	3/5/09 3/2/06 3/3/05

Steals

<i>Category</i>	<i>Stl</i>	<i>Opponent</i>	<i>Date</i>
Most Steals	26	vs. Florida State	3/4/16
Fewest Steals	3	vs. Virginia vs. Boston College vs. Georgia Tech	3/5/15 3/5/09 3/1/07

Turnovers

<i>Category</i>	<i>TO</i>	<i>Opponent</i>	<i>Date</i>
Most Turnovers	23	vs. Florida State vs. Florida State	3/6/14 3/8/13
Fewest Turnovers	9	vs. Notre Dame	3/6/15

Personal Fouls

<i>Category</i>	<i>PF</i>	<i>Opponent</i>	<i>Date</i>
Most Personal Fouls	25	vs. Georgia Tech	3/2/06
Fewest Personal Fouls	8	vs. Boston College	3/5/09

TEAM SEASON RECORDS & ALL-TIME STREAKS

Points

Category	G	Pts	PPG	Year
Most Points	36	2,693	74.8	2009-10
Fewest Points	8	283	35.4	1972-73
Highest Scoring Average	33	2,636	79.9	2010-11
Lowest Scoring Average#	30	1,810	60.3	2007-08

Field Goals

Category	G	FG	Year
Most Field Goal Attempts	38	2,638	1980-81
Fewest Field Goal Attempts#	29	1,164	1989-90
Most Field Goals Made	38	1,096	1980-81
Fewest Field Goals Made#	27	631	1993-94
Highest Field Goal Percentage	28	.485 (859-1,172)	1984-85
Lowest Field Goal Percentage#	27	.354 (631-1,780)	1993-94

Free Throws

Category	G	FT	Year
Most Free Throw Attempts	39	774	1980-81
Fewest Free Throw Attempts#	30	411	2007-08
Most Free Throws Made	36	521	2009-10
Fewest Free Throws Made#	30	250	2007-08
Highest Free Throw Percentage	30	.750 (437-583)	2005-06
Lowest Free Throw Percentage#	27	.531 (282-531)	1982-83

Rebounds

Category	G	Reb	RPG	Year
Most Rebounds	39	1,733	44.4	1980-81
Fewest Rebounds#	27	883	32.7	1985-86
Highest Rebounding Average	29	1,376	47.4	1980-81
Lowest Rebounding Average#	30	921	30.7	1986-87

Assists

Category	G	Asst	Year
Most Assists	32	559	1991-92
Fewest Assists#	27	255	1994-95

Blocked Shots

Category	G	Blk	Year
Most Blocked Shots	34	156	1979-80
Fewest Blocked Shots#	30	16	1986-87

Steals

Category	G	Stl	Year
Most Steals	34	582	1979-80
Fewest Steals#	29	242	1996-97

Turnovers

Category	G	TO	Year
Most Turnovers	38	931	1980-81
Fewest Turnovers#	30	395	1991-92

Personal Fouls

Category	G	PF/FO	Year
Most Personal Fouls	39	768	1980-81
Fewest Personal Fouls#	30	405	1991-92
Fewest Disqualifications#	32	2	2012-13

* - recorded more than once with most recent listed

- statistic first recorded in 1979

Miscellaneous Team Records

Wins and Losses

Category	W/L	Record	Year
Most Wins	30	30-2	1991-92
Fewest Wins	2	2-6	1972-73
Most Losses	21	9-21	2007-08
Fewest Losses	2	30-2	1991-92

Winning Percentage

Category	W-L	Pct.	Year
Best Winning Percentage	30-2	.938	1991-92
Worst Winning Percentage	2-6	.250	1972-73

Games Played

Category	G	Record	Year
Most Games Played	39	24-15	1980-81
Fewest Games Played	8	2-6	1972-73

Winning and Losing Streaks

Category	G	Dates
Winning Streak	30	12/1/91-3/21/92
Winning Streak Regular Season	30	12/1/91-3/21/92
Winning Streak Home	41	2/28/10-11/18/12
Winning Streak Home Regular Season	37	2/28/10-11/18/12
Winning Streak Road	13	12/8/91-3/9/92
Winning Streak Road Regular Season	13	12/9/91-3/9/92
Losing Streak	8	1/10/86-2/10/86
Losing Streak Regular Season	8	1/10/86-2/10/86

INDIVIDUAL CAREER RECORDS

SCORING

CAREER SCORING

Name (years)	G	Pts	Avg
1. Tamara James (2002-06)	118	2,406	20.4
2. Maria Rivera (1984-88)	112	2,358	21.1
3. Shenise Johnson (2008-12)	131	2,262	17.3
4. Frances Savage (1988-92)	94	2,184	23.2
5. Riquana Williams (2008-12)	125	2,148	17.2
6. Adrienne Motley (2013-17)	129	1,844	14.3
7. Jeannie Hebert (1988-92)	119	1,766	14.8
8. Octavia Blue (1994-98)	109	1,724	15.8
9. Sylvia Wilson (1979-82)	99	1,713	17.3
10. Chanivia Broussard (2000-04)	114	1,482	13.0

CAREER SCORING AVERAGE

Name (years)	G	Pts	Avg
1. Frances Savage (1988-92)	94	2,184	23.2
2. Maria Rivera (1984-88)	112	2,358	21.1
3. Tamara James (2002-06)	118	2,406	20.4
4. Cordelia Fulmore (1983-85)	59	1,142	19.4
5. Wendy Foote (1974-78)	62	1,174	18.9
6. Sylvia Wilson (1979-82)	99	1,713	17.3
7. Shenise Johnson (2008-12)	131	2,262	17.3
8. Riquana Williams (2008-12)	125	2,148	17.2
9. Renee Taylor (2005-07)	60	1,025	17.1
10. Octavia Blue (1994-98)	109	1,724	15.8

FIELD GOALS

CAREER FIELD GOALS MADE

Name (years)	G	FG
1. Maria Rivera (1984-88)	112	891
2. Tamara James (2002-06)	118	868
3. Frances Savage (1988-92)	94	830
3. Shenise Johnson (2008-12)	131	830
5. Riquana Williams (2008-12)	125	760
6. Sylvia Wilson (1979-82)	99	721
7. Adrienne Motley (2013-17)	129	689
8. Octavia Blue (1994-98)	109	671
9. Jeannie Hebert (1988-92)	119	652
10. Chanivia Broussard (2000-04)	114	621

CAREER FIELD GOAL ATTEMPTS

Name (years)	G	FGA
1. Riquana Williams (2008-12)	125	1,969
2. Maria Rivera (1984-88)	112	1,931
3. Shenise Johnson (2008-12)	99	1,803
4. Tamara James (2002-06)	118	1,754
5. Frances Savage (1988-92)	94	1,593
6. Adrienne Motley (2013-16)	129	1,537
7. Octavia Blue (1994-98)	109	1,524
8. Sylvia Wilson (1979-82)	99	1,509
9. Jeannie Hebert (1989-92)	119	1,492
10. Chanivia Broussard (2000-04)	114	1,398

CAREER FIELD GOAL PERCENTAGE (500 FGA minimum)

Name (years)	G	FGM	FGA	Pct
1. Cordelia Fulmore (1983-85)	59	486	895	.543
2. Kym Hope (1995-99)	113	362	691	.526
3. Frances Savage (1988-92)	94	830	1,590	.521
4. Shaquana Wilkins (2000-04)	116	384	743	.517
5. Keyona Hayes (2012-14, 15-17)	129	459	898	.511
6. Joani Bowles (1983-85)	48	274	539	.508
7. Jennifer Jordan (1994-99)	109	365	722	.506
8. Vicki Plowden (1990-93)	91	579	1,155	.501
9. Hope Butler (1984-88)	101	481	961	.500
10. Tamara James (2002-06)	118	868	1,754	.495

3-POINT FIELD GOALS

CAREER 3-POINT FIELD GOALS MADE

Name (years)	G	3PM
1. Riquana Williams (2008-12)	125	272
2. Stefanie Yderstrom (2009-13)	127	228
3. Jessica Thomas (2013-17)	130	179
4. Adrienne Motley (2013-17)	129	169
4. Desma Thomas (1992-97)	111	152
6. Tamara James (2002-06)	118	150
7. Shenise Johnson (2008-12)	131	148
8. Maurita Reid (2006-08)	60	142
9. LaToya Cunningham (2005-09)	119	140
10. Shelia James (1998-02)	100	134

CAREER 3-POINT FG ATTEMPTS

Name (years)	G	3PA
1. Riquana Williams (2008-12)	125	839
2. Stefanie Yderstrom (2009-13)	127	690
3. Jessica Thomas (2013-17)	130	586
4. Krystal Saunders (2010-2014)	119	490
5. Adrienne Motley (2013-17)	129	477
6. LaToya Cunningham (2005-09)	119	473
7. Desma Thomas (1992-97)	111	463
8. Shenise Johnson (2008-12)	131	429
9. Shelia James (1998-02)	100	427
10. Tamara James (2002-06)	118	417

CAREER 3-POINT FG PERCENTAGE (100 3PA minimum)

Name (years)	G	3PM	3PA	Pct
1. Elaine Harlow (1987-90)	115	92	243	.379
2. Frances Savage (1988-92)	94	43	114	.377
3. Maria Rivera (1984-88)	112	66	177	.373
4. Holly Rilingier (1992-93)	28	52	140	.371
5. Maurita Reid (2006-08)	60	142	389	.365
6. Tamara James (2002-06)	118	150	471	.360
7. Adrienne Motley (2013-17)	129	169	477	.354
8. Melissa Knight (2001-06)	107	103	291	.354
9. Shenise Johnson (2008-12)	131	148	429	.345
10. Stefanie Yderstrom (2009-13)	127	228	690	.330

FREE THROWS

CAREER FREE THROWS MADE

Name (years)	G	FTM
1. Tamara James (2002-06)	118	520
2. Maria Rivera (1984-88)	112	508
3. Frances Savage (1988-92)	94	481
4. Shenise Johnson (2008-12)	131	454
5. Jeannie Hebert (1988-92)	119	437
6. Morgan Stroman (2009-13)	120	403
7. Kym Hope (1995-99)	113	369
8. Octavia Blue (1994-98)	109	358
9. Riquana Williams (2008-12)	125	356
10. Desma Thomas (1992-97)	111	330

CAREER FREE THROW ATTEMPTS

Name (years)	G	FTA
1. Tamara James (2002-06)	118	664
2. Maria Rivera (1984-88)	112	651
3. Frances Savage (1988-92)	94	603
4. Morgan Stroman (2009-13)	120	585
5. Jeannie Hebert (1988-92)	119	583
6. Shenise Johnson (2008-12)	131	550
7. Octavia Blue (1994-98)	109	549
8. Kym Hope (1995-99)	113	498

INDIVIDUAL CAREER RECORDS

9. Desma Thomas (1992-97)	111	475
10. Jennifer Jordan (1994-99)	109	465

CAREER FREE THROW PERCENTAGE (150 FTA minimum)

Name (years)	G	FTM	FTA	Pct
1. Stefanie Yderstrom (2009-13)	127	181	211	.860
2. Renee Taylor (2005-07)	60	241	287	.840
3. Shenise Johnson (2008-12)	131	454	550	.825
4. Frances Savage (1988-92)	94	481	603	.798
5. Tamara James (2002-06)	118	520	664	.783
6. Maria Rivera (1984-88)	112	508	651	.780
7. Shawnice Wilson (2011-13)	64	125	162	.772
8. Riquna Williams (2008-12)	125	356	463	.769
9. Elaine Harlow (1986-90)	115	213	280	.761
10. Adrienne Motley (2013-17)	129	297	396	.750
10. Jeannie Hebert (1988-92)	119	437	583	.750

ASSISTS

CAREER ASSISTS

Name (years)	G	Ast	Avg
1. Gina Graziani (1996-00)	111	743	6.7
2. Jeannie Hebert (1988-92)	119	694	5.8
3. Loretta Harvey (1981-84)	122	588	4.8
4. Shenise Johnson (2008-12)	131	556	4.2
5. Yalonda McCormick (2001-05)	105	539	5.1
6. Maria Rivera (1984-88)	112	487	4.3
7. Robin Harmony (1980-84)	125	445	3.6
8. Elaine Harlow (1986-90)	115	432	3.8
9. Meghan Saake (1999-03)	118	403	3.4
10. Jessica Thomas (2013-17)	130	374	2.9

REBOUNDS

CAREER REBOUNDS

Name (years)	G	Reb	Avg
1. Sylvia Wilson (1979-82)	99	1,115	11.3
2. Shenise Johnson (2008-12)	131	1,020	7.8
3. Frances Savage (1988-92)	94	919	9.8
4. Kym Hope (1995-99)	113	888	7.9
5. Morgan Stroman (2009-13)	120	886	7.4
6. Vicki Plowden (1990-93)	91	857	9.4
7. Tamara James (2002-06)	118	805	6.8
8. Robin Harmony (1980-84)	125	760	6.1
9. Keyona Hayes (2012-14, 15-17)	129	754	5.8
10. Hope Butler (1984-88)	101	694	6.9

CAREER REBOUNDING AVERAGE

Name (years)	G	Reb	Avg
1. Sylvia Wilson (1979-82)	99	1,115	11.3
2. Cordelia Fulmore (1983-85)	59	690	10.3
3. Frances Savage (1988-92)	94	919	9.8
4. Vicki Plowden (1990-93)	91	857	9.4
5. Donna Mapp (1981-83)	54	489	9.1
6. Kym Hope (1995-99)	113	888	7.9
7. Shenise Johnson (2008-12)	131	1,020	7.8
8. Joani Bowles (1983-85)	48	356	7.4
8. Morgan Stroman (2009-13)	120	886	7.4
10. Shawnice Wilson (2011-13)	64	459	7.2

STEALS

CAREER STEALS

Name (years)	G	Stl	Avg
1. Shenise Johnson (2008-12)	131	401	3.1
2. Maria Rivera (1984-88)	112	382	3.4
3. Meghan Saake (1999-02)	118	358	3.0
4. Loretta Harvey (1981-84)	122	357	2.9
5. Robin Harmony (1980-84)	125	314	2.5
6. Yalonda McCormick (2001-05)	105	280	2.7
7. Tamara James (2002-06)	118	279	2.4
8. Morgan Stroman (2009-13)	120	272	2.3
9. Jeannie Hebert (1988-92)	119	237	2.0
10. Ronnie McGarry (1990-94)	117	224	1.9

BLOCKED SHOTS

CAREER BLOCKED SHOTS

Name (years)	G	Blk	Avg
1. Sylvia Wilson (1979-82)	99	198	2.0
2. Kym Hope (1995-99)	113	164	1.5
3. Jassany Williams (2013-15)	64	133	2.1
4. Chanivia Broussard (2000-04)	114	132	1.2
5. Sylvia Bullock (2008-12)	129	120	0.9
6. Vicki Plowden (1990-93)	91	108	1.2
7. Morgan Stroman (2009-13)	120	100	0.8
8. Shaquana Wilkins (2000-04)	116	95	0.8
8. Meghan Saake (1999-03)	118	95	0.8
10. Shenise Johnson (2008-12)	131	90	0.7

PARTICIPATION

CAREER GAMES PLAYED

Name (years)	G
1. Shenise Johnson (2008-12)	131
2. Jessica Thomas (2013-17)	130
3. Keyona Hayes (2012-14, 15-17)	129
3. Adrienne Motley (2013-17)	129
3. Sylvia Bullock (2008-12)	129
6. Michelle Woods (2011-13, 14-16)	128
6. Maria Brown (2010-14)	128
8. Suriya McGuire (2011-15)	127
8. Stefanie Yderstrom (2009-13)	127
10. Riquna Williams (2008-12)	125
10. Robin Harmony (1980-84)	125

CAREER GAMES STARTED

Name (years)	G	GS
1. Shenise Johnson (2008-12)	131	131
2. Adrienne Motley (2013-17)	129	126
3. Loretta Harvey (1980-84)	122	120
4. Jeannie Hebert (1988-92)	119	119
5. Meghan Saake (1999-03)	118	118
5. Robin Harmony (1980-84)	125	118
7. Tamara James (2002-06)	118	117
8. Stefanie Yderstrom (2009-13)	127	114
9. Ronnie McGarry (1990-94)	117	112
9. Maria Rivera (1984-88)	112	112

INDIVIDUAL SEASON RECORDS

SCORING

SINGLE-SEASON SCORING

Name (Season)	G	Pts	Avg
1. Frances Savage (1991-92)	32	742	23.2
2. Frances Savage (1989-90)	31	733	23.6
3. Riquana Williams (2010-11)	33	717	21.7
4. Riquana Williams (2009-10)	36	707	19.6
5. Shenise Johnson (2009-10)	36	685	19.0
6. Sylvia Wilson (1980-81)	38	670	17.6
7. Tamara James (2002-03)	31	650	21.0
8. Frances Savage (1988-89)	29	649	22.4
9. Tamara James (2004-05)	29	647	22.3
10. Shenise Johnson (2009-10)	33	648	19.6

SINGLE-SEASON SCORING AVERAGE

Name (Season)	G	Pts	Avg
1. Wendy Foote (1977-78)	16	403	25.2
2. Frances Savage (1989-90)	31	733	23.6
3. Maria Rivera (1987-88)	27	628	23.3
4. Frances Savage (1991-92)	32	742	23.2
5. Frances Savage (1988-89)	29	649	22.4
6. Tamara James (2004-05)	29	647	22.3
7. Riquana Williams (2010-11)	33	717	21.7
8. Tamara James (2005-06)	30	645	21.5
9. Maria Rivera (1985-86)	27	579	21.4
10. Tamara James (2002-03)	31	650	21.0
11. Maria Rivera (1986-87)	30	627	20.9

FIELD GOALS

SINGLE-SEASON FIELD GOALS MADE

Name (Season)	G	FGM
1. Frances Savage (1989-90)	31	284
2. Frances Savage (1991-92)	32	271
3. Sylvia Wilson (2010-11)	38	268
4. Cordelia Fulmore (1983-84)	31	258
5. Frances Savage (1988-89)	29	256
6. Riquana Williams (2009-10)	36	253
7. Maria Rivera (1986-87)	30	251
8. Shenise Johnson (2009-10)	36	251
7. Riquana Williams (2010-11)	33	251
10. Tamara James (2004-05)	29	242

SINGLE-SEASON FIELD GOAL ATTEMPTS

Name (Season)	G	FGA
1. Riquana Williams (2010-11)	33	632
2. Riquana Williams (2009-10)	36	628
3. Sylvia Wilson (1980-81)	38	568
4. Frances Savage (1991-92)	32	557
5. Maria Rivera (1986-87)	30	545
6. Maria Rivera (1985-86)	27	533
7. Frances Savage (1989-90)	31	526
8. Shenise Johnson (2009-10)	36	506
9. Tamara James (2004-05)	29	504
10. Sylvia Wilson (1981-82)	28	503

SINGLE-SEASON FIELD GOAL PERCENTAGE (200 FGA minimum)

Name (Season)	G	FGM	FGA	Pct
1. Frances Savage (1988-89)	29	256	467	.5482
2. Cordelia Fulmore (1984-85)	28	228	416	.5481
3. Diane Barnes (2009-10)	35	126	231	.545
4. Emese Hof (2015-16)	33	117	216	.542
5. Keyona Hayes (2016-17)	33	135	250	.540
6. Frances Savage (1989-90)	31	284	526	.5399
7. Kym Hope (1996-97)	29	143	265	.5396
8. Vicki Plowden (1990-91)	28	194	360	.5389

9. Cordelia Fulmore (1983-84)	31	258	479	.5386
10. Keyona Hayes (2015-16)	33	130	243	.535

3-POINT FIELD GOALS

SINGLE-SEASON 3-POINT FG MADE

Name (Season)	G	3PM
1. Riquana Williams (2009-10)	36	106
2. Desma Thomas (1996-97)	29	81
3. Maurita Reid (2007-08)	30	76
4. Riquana Williams (2010-11)	33	75
5. Krystal Saunders (2010-14)	31	70
6. Renee Taylor (2006-07)	30	69
7. Stefanie Yderstrom (2011-12)	32	68
8. Riquana Williams (2011-12)	30	67
9. Maurita Reid (2006-07)	30	66
10. Maria Rivera (1987-88)	27	66

SINGLE-SEASON 3-POINT FG ATTEMPTS

Name (Season)	G	3PA
1. Riquana Williams (2009-10)	36	294
2. Riquana Williams (2010-11)	33	252
3. Renee Taylor (2006-07)	30	227
4. Maurita Reid (2007-08)	30	219
5. Krystal Saunders (2013-14)	31	218
6. Desma Thomas (1996-97)	29	216
7. Stefanie Yderstrom (2011-12)	32	195
8. Riquana Williams (2011-12)	30	182
9. Jessica Thomas (2015-16)	33	181
10. Maria Rivera (1987-88)	27	177

SINGLE-SEASON 3-POINT FG PCT. (50 3PA minimum)

Name (Season)	G	3PM	3PA	Pct
1. Octavia Blue (1997-98)	29	24	53	.453
2. Elaine Harlow (1988-89)	29	40	94	.426
3. Laua Cornelius (2015-16)	33	47	111	.423
4. Melissa Knight (2005-06)	30	53	132	.402
5. Shenise Johnson (2009-10)	36	50	127	.394
6. Maurita Reid (2006-07)	30	66	170	.388
7. Tamara James (2005-06)	30	53	137	.387
8. Tamara James (2003-04)	28	39	103	.379
9. Desma Thomas (1996-97)	29	87	216	.375
10. Laura Cornelius (2016-17)	31	44	118	.373
10. Maria Rivera (1987-88)	27	66	177	.373

FREE THROWS

SINGLE-SEASON FREE THROWS MADE

Name (Season)	G	FTM
1. Frances Savage (1991-92)	32	181
2. Tamara James (2005-06)	30	156
3. Tamara James (2002-03)	31	155
4. Frances Savage (1989-90)	31	147
5. Maria Rivera (1987-88)	27	144
6. Sylvia Wilson (1986-87)	38	134
7. Shenise Johnson (2009-10)	36	133
8. Kym Hope (1998-99)	29	132
8. Shenise Johnson (2010-11)	33	132
10. Frances Savage (1988-89)	29	131

SINGLE-SEASON FREE THROW ATTEMPTS

Name (Season)	G	FTA
1. Frances Savage (1991-92)	32	222
1. Sylvia Wilson (1980-81)	38	222
3. Tamara James (2002-03)	31	204
4. Tamara James (2005-06)	30	188
5. Frances Savage (1989-90)	31	187

INDIVIDUAL SEASON RECORDS

6. Morgan Stroman (2012-13)	32	183
7. Maria Rivera (1987-88)	27	174
8. Morgan Stroman (2010-11)	31	173
9. Shenise Johnson (2009-10)	36	172
10. Octavia Blue (1997-98)	29	169

SINGLE-SEASON FREE THROW PCT. (70 FTA minimum)

<i>Name (season)</i>	<i>G</i>	<i>FTM</i>	<i>FTA</i>	<i>Pct</i>
1. Stefanie Yderstrom (2012-13)	32	68	77	.883
2. Shenise Johnson (2011-12)	32	107	122	.877
3. Holly Rillinger (1992-93)	28	90	105	.857
4. Shenise Johnson (2010-11)	33	132	156	.846
5. Renee Taylor (2006-07)	30	129	153	.843
6. Renee Taylor (2005-06)	30	112	156	.836
7. Jeannie Hebert (1991-92)	32	116	139	.835
8. Tamara James (2005-06)	30	156	188	.830
9. Maria Rivera (1987-88)	27	144	174	.828
10. Shenise Johnson (2008-09)	30	82	100	.820

ASSISTS

SINGLE-SEASON ASSISTS

<i>Name (season)</i>	<i>G</i>	<i>Ast</i>	<i>Avg</i>
1. Jeannie Hebert (1991-92)	32	221	6.9
2. Gina Graziani (1997-98)	29	210	7.2
3. Gina Graziani (1996-97)	29	198	6.8
4. Jeannie Hebert (1996-97)	28	189	6.8
5. Yalonda McCormick (2002-03)	31	185	6.0
6. Gina Graziani (1999-00)	29	182	6.3
7. Loretta Harvey (1981-82)	29	168	5.8
8. Yalonda McCormick (2004-05)	28	167	6.0
9. Shenise Johnson (2009-10)	36	166	4.6
10. Yalonda McCormick (2003-04)	29	157	5.4

REBOUNDS

SINGLE-SEASON REBOUNDS

<i>Name (season)</i>	<i>G</i>	<i>Reb</i>	<i>Avg</i>
1. Sylvia Wilson (1980-81)	38	449	11.8
2. Cordelia Fulmore (1983-84)	31	359	11.6
3. Sylvia Wilson (1979-80)	33	344	10.4
4. Frances Savage (1991-92)	32	339	10.6
5. Sylvia Wilson (1981-82)	28	322	11.5
6. Vicki Plowden (1992-93)	31	311	10.0
7. Donna Mapp (1982-83)	27	310	11.5
8. Kym Hope (1997-98)	29	306	10.6
9. Frances Savage (1989-90)	31	293	9.5
10. Vicki Plowden (1990-91)	28	281	10.0
10. Morgan Stroman (2012-13)	32	281	8.8

SINGLE-SEASON REBOUNDING AVERAGE

<i>Name (season)</i>	<i>G</i>	<i>Reb</i>	<i>Avg</i>
1. Sylvia Wilson (1980-81)	38	449	11.8
2. Cordelia Fulmore (1983-84)	31	359	11.6
3. Sylvia Wilson (1981-82)	28	322	11.5
4. Donna Mapp (1982-83)	27	310	11.48
5. Frances Savage (1991-92)	32	339	10.59
6. Kym Hope (1997-98)	29	306	10.55
7. Sylvia Wilson (1979-80)	33	344	10.4
8. Vicki Plowden (1992-93)	31	311	10.0
8. Vicki Plowden (1990-91)	28	281	10.0
10. Tanya Young (1993-94)	26	257	9.9

STEALS

SINGLE-SEASON STEALS

<i>Name (season)</i>	<i>G</i>	<i>Stl</i>	<i>Avg</i>
1. Meghan Saake (2001-02)	31	121	3.9
2. Meghan Saake (2002-03)	31	114	3.7
3. Shenise Johnson (2009-10)	36	111	3.1
4. Maurita Reid (2007-08)	30	110	3.7
5. Morgan Stroman (2010-11)	33	109	3.3
6. Shenise Johnson (2011-12)	32	108	3.4
7. Maria Rivera (1986-87)	30	106	3.5
8. Loretta Harvey (1980-81)	37	105	2.8
8. Dottie Richardson (1980-81)	38	105	2.8
10. Shenise Johnson (2010-11)	33	104	3.2

BLOCKED SHOTS

SINGLE-SEASON BLOCKED SHOTS

<i>Name (season)</i>	<i>G</i>	<i>Blk</i>	<i>Avg</i>
1. Sylvia Wilson (1979-80)	33	80	2.4
2. Jassany Williams (2014-15)	33	76	2.3
3. Kym Hope (1998-99)	29	62	2.1
4. Sylvia Wilson (1980-81)	28	61	2.2
5. Sylvia Wilson (1981-82)	28	57	2.0
5. Jassany Williams (2013-14)	31	57	1.8
7. Kym Hope (1996-97)	29	53	1.8
8. Joani Bowles (1983-84)	31	45	1.5
9. Sylvia Bullock (2011-12)	32	44	1.4
10. Emese Hof (2015-16)	33	42	1.3

INDIVIDUAL GAME RECORDS

SCORING

SINGLE-GAME SCORING

Name	Opponent (date)	Pts
1. Renee Taylor	at Houston (12/19/06)	42
2. Frances Savage	vs. Providence (3/8/92)	41
2. Maria Rivera	vs. UCF (2/25/88)	41
4. Octavia Blue	vs. Florida Atlantic (11/25/97)	40
4. Frances Savage	vs. FIU (2/24/89)	40
4. Maria Rivera	vs. Illinois (12/30/87)	40
4. Wendy Foote	vs. Miami-Dade NW (1978)	40
8. Tamara James	vs. Fairfield (12/28/04)	39
9. Maria Rivera	vs. Monmouth (11/28/86)	38
10. Tamara James	vs. Georgia Tech (2/26/06)	37
10. Tamara James	vs. Eastern Kentucky (11/23/03)	37
10. Frances Savage	vs. Stetson (1/13/90)	37
10. Joani Bowles	vs. Temple (1/13/84)	37

FIELD GOALS

SINGLE-GAME FIELD GOALS MADE

Name	Opponent (date)	FGM
1. Tamara James	vs. Fairfield (12/28/04)	17
1. Joani Bowles	vs. Temple (1/13/84)	17
1. Wendy Foote	vs. Miami-Dade NW (1978)	17
4. Octavia Blue	vs. Florida Atlantic (11/25/97)	16
4. Frances Savage	vs. Villanova (3/1/92)	16
6. Tamara James	vs. Quinnipiac (11/29/02)	15
6. Chanivia Broussard	vs. Richmond (12/21/03)	15
6. Maria Rivera	vs. UCF (2/25/88)	15
6. Sylvia Wilson	vs. FIU (1/26/82)	15
10. 13 different times a player has recorded		14

SINGLE-GAME FIELD GOAL ATTEMPTS

Name	Opponent (date)	FGA
1. Maria Rivera	vs. LSU (1/10/86)	34
2. Joani Bowles	vs. Temple (1/13/84)	31
2. Riquana Williams	vs. North Carolina (2/13/11)	31
4. Tamara James	vs. Virginia Tech (2/6/05)	29
4. Frances Savage	vs. Rutgers (1/28/89)	29
4. Maria Rivera	vs. North Carolina (12/29/86)	29
4. Riquana Williams	vs. Boston College (1/16/11)	29
8. Octavia Blue	vs. Georgetown (2/14/96)	28
8. Riquana Williams	vs. Tennessee (11/15/11)	28
10. Eight different times a player has recorded		27

SINGLE-GAME FG PERCENTAGE (10 FGA minimum)

Name	FG	FGA	Pct	Opponent (date)
1. Jill Poorman	11	12	.917	vs. Flagler (2/16/80)
2. Jennifer Jordan	10	11	.909	vs. Syracuse (1/20/96)
2. Maria Rivera	10	11	.909	vs. Lamar (1/11/85)
4. Tamara James	12	14	.857	vs. NC A&T (12/28/05)
5. Frances Savage	11	13	.846	vs. SW MO St. (11/25/88)
6. Melissa Knight	10	12	.833	vs. Maryland (12/29/02)
7. Della Wilson	10	12	.833	vs. UConn (2/14/93)
7. Frances Savage	10	12	.833	vs. Arizona (12/2/89)
7. LaToya Drake	10	12	.833	vs. Norfolk St. (11/14/08)
10. Jeannie Hebert	9	11	.818	vs. Stetson (3/9/91)
10. Hope Butler	9	11	.818	vs. UCF (1/20/88)

3-POINT FIELD GOALS

SINGLE-GAME 3-POINT FG MADE

Name	Opponent (date)	3PM
1. Riquana Williams	at CSU Bakersfield (11/15/09)	8
1. Riquana Williams	vs. Maryland (1/12/12)	8
3. Renee Taylor	at Houston (12/19/06)	7

3. Maria Rivera	vs. UCF (2/25/88)	7
3. Riquana Williams	at Michigan (3/31/10)	7
6. 12 times a player has recorded		6
(Most recent: Laura Cornelius, at Pittsburgh, 1/2/17)		

SINGLE-GAME 3-POINT FG ATTEMPTS

Name	Opponent (date)	3PA
1. Riquana Williams	at Michigan (3/31/10)	15
2. Shannon Drury	vs. Tulane (1/22/98)	14
2. Riquana Williams	at CSU Bakersfield (11/15/10)	14
2. Riquana Williams	vs. Maryland (1/12/12)	14
5. Maurita Reid	vs. Florida Atlantic (11/9/07)	13
5. Maurita Reid	at North Carolina (2/18/07)	13
5. Maria Rivera	vs. UCF (2/25/88)	13
5. Riquana Williams	at Cornell (12/21/09)	13
5. Riquana Williams	vs. Boston College (1/16/11)	13
5. Krystal Saunders	at Duke (1/31/13)	13

SINGLE-GAME 3-POINT FG PCT. (4 3PA minimum)

Name	3PM	3PA	Pct	Opponent (date)
1. Laura Cornelius	6	6	1.000	at Pittsburgh (1/2/17)
1. Laura Cornelius	6	6	1.000	vs. NC State (12/30/15)
3. Shenise Johnson	5	5	1.000	vs. PV A&M (11/17/11)
4. Maria Rivera	4	4	1.000	vs. Beth-Cook (12/1/87)
4. Shenise Johnson	4	4	1.000	at Providence (3/28/10)
4. Adrienne Motley	4	4	1.000	vs. Pittsburgh (1/7/16)
7. Renee Taylor	5	6	.833	vs. UCF (12/20/05)
7. Melissa Knight	5	6	.833	vs. Clemson (1/12/06)
7. Renee Taylor	5	6	.833	vs. NC State (1/26/06)
7. Maurita Reid	5	6	.833	at Virginia Tech (1/25/07)

FREE THROWS

SINGLE-GAME FREE THROWS MADE

Name	Opponent (date)	FTM
1. Desma Thomas	vs. St. John's (2/3/96)	18
2. Desma Thomas	vs. Georgetown (2/25/97)	16
3. Frances Savage	vs. Purdue (11/25/90)	15
3. Maria Rivera	vs. UCF (1/20/88)	15
3. Maria Rivera	vs. Florida A&M (1/11/88)	15
6. Tamara James	vs. FIU (3/18/06)	14
7. Jessica Thomas	at St. John's (11/20/16)	13
7. Michelle Woods	at Syracuse (2/12/15)	13
7. Tamara James	vs. Duke (2/29/06)	13
10. Tamara James	vs. Rutgers (3/9/03)	12
10. Octavia Blue	vs. Providence (2/20/98)	12
10. Jeannie Hebert	vs. FIU (2/23/90)	12
10/ Frances Savage	vs. FIU (2/24/89)	12

SINGLE-GAME FREE THROW ATTEMPTS

Name	Opponent (date)	FTA
1. Desma Thomas	vs. St. John's (2/3/96)	22
2. Frances Savage	vs. Purdue (11/25/90)	20
3. Desma Thomas	vs. Georgetown (2/25/97)	19
3. Maria Rivera	vs. UCF (1/20/88)	19
3. Maria Rivera	vs. Florida A&M (1/11/88)	19
6. Frances Savage	vs. Providence (3/8/92)	17
7. Tamara James	vs. FIU (3/18/06)	16
8. Seven different times a player has recorded		15
(Most recent: Jessica Thomas, at St. John's, 11/20/16)		

SINGLE-GAME FREE THROW PCT (8 FTA minimum)

Name	FTM	FTA	Pct	Opponent (date)
1. Tamara James	11	11	1.000	vs. FDU (12/2/05)
1. Frances Savage	11	11	1.000	vs. Pittsburgh (1/11/92)
1. Frances Savage	11	11	1.000	vs. Rutgers (12/8/91)

INDIVIDUAL GAME RECORDS

4. Renee Taylor	10	10	1.000	vs. Virginia (1/22/06)
4. Kym Hope	10	10	1.000	vs. Boston Coll. (1/16/99)
4. Jeannie Hebert	10	10	1.000	vs. Boston Coll. (1/3/92)
4. Maria Rivera	10	10	1.000	vs. Boston Coll. (1/3/92)
8. Renee Taylor	9	9	1.000	at Houston (12/19/06)
8. Renee Taylor	9	9	1.000	at St. Mary's (11/17/06)
8. Octavia Blue	9	9	1.000	vs. Georgetown (1/31/98)
11. 14 times	8	8	1.000	

(Most recent: Morgan Stroman, at Maryland, 1/10/13)

ASSISTS

SINGLE-GAME ASSISTS

<i>Name</i>	<i>Opponent (date)</i>	<i>Ast</i>
1. Robin Harmony	vs. FIU (12/4/82)	14
2. Gina Graziani	vs. Providence (12/6/97)	13
2. Gina Graziani	vs. West Virginia (1/22/97)	13
2. Jeannie Hebert	vs. Syracuse (12/27/90)	13
5. 10 different times a player has recorded		12

REBOUNDS

SINGLE-GAME REBOUNDS

<i>Name</i>	<i>Opponent (date)</i>	<i>Reb</i>
1. Cordelia Fulmore	vs. Georgia State (2/24/84)	25
2. Donna Mapp	vs. Stetson (2/5/83)	24
3. Sylvia Wilson	vs. USF (2/20/80)	22
4. Tamara James	vs. USF (11/22/01)	21
5. Frances Savage	vs. Florida State (12/11/80)	20
5. Cordelia Fulmore	vs. Florida Memorial (2/14/84)	20
5. Sylvia Wilson	vs. UCF (2/6/81)	20
5. Sylvia Wilson	vs. Miami-Dade South (2/3/81)	20
9. Nine different times a player has recorded		19

STEALS

SINGLE-GAME STEALS

<i>Name</i>	<i>Opponent (date)</i>	<i>Stl</i>
1. Maurita Reid	vs. Wake Forest (2/8/07)	10
1. Maria Rivera	vs. Minnesota (12/22/86)	10
1. Pat Bentoski	vs. Stetson (2/3/80)	10
4. Maria Rivera	vs. Stetson (1/21/87)	9
4. Cordelia Fulmore	vs. Purdue (12/31/84)	9
4. Robin Harmony	vs. USF (1/16/82)	9
4. Dottie Richardson	vs. Broward (2/13/81)	9
4. Loretta Harvey	vs. USF (1/9/81)	9
4. Debra Jackson	vs. Florida Southern (1/18/80)	9
4. Shenise Johnson	vs. Boston College (1/16/11)	9
4. Riquna Williams	vs. Morgan State (12/30/10)	9

BLOCKED SHOTS

SINGLE-GAME BLOCKED SHOTS

<i>Name</i>	<i>Opponent (date)</i>	<i>Blk</i>
1. Jassany Williams	vs. Notre Dame (1/8/15)	9
2. Jassany Williams	at Virginia Tech (1/11/15)	8
2. Sylvia Bullock	vs. Houston (11/24/09)	8
4. Joani Bowles	vs. USF (1/20/84)	7
4. Sylvia Wilson	vs. Oral Roberts (12/17/79)	7
6. 10 different times a player has recorded		6

INDIVIDUAL NCAA TOURNAMENT GAME RECORDS

SCORING

NCAA SINGLE-GAME SCORING

Name	Opponent (date)	Pts
1. Adrienne Motley	vs. Washington (3/20/15)	30
2. Riquana Williams	vs. Gardner-Webb (3/20/11)	28
2. Vicki Plowden	vs. Vanderbilt (3/26/92)	28
4. Jeannie Hebert	North Carolina (3/21/92)	26
5. Jessica Thomas	Quinnipiac (3/20/17)	25
5. Shenise Johnson	vs. Oklahoma (3/22/11)	25
5. Frances Savage	North Carolina (3/21/92)	25

FIELD GOALS

NCAA SINGLE-GAME FIELD GOALS MADE

Name	Opponent (date)	FGM
1. Vicki Plowden	vs. Vanderbilt (3/26/92)	12
2. Adrienne Motley	vs. Washington (3/20/15)	10
2. Shenise Johnson	at Gonzaga (3/19/12)	10
2. Shenise Johnson	vs. Oklahoma (3/22/11)	10
2. Tamara James	at New Mexico (3/22/03)	10
2. Frances Savage	North Carolina (3/21/92)	10
2. Frances Savage	at Oklahoma State (3/15/89)	10

NCAA SINGLE-GAME FIELD GOAL ATTEMPTS

Name	Opponent (date)	FGA
1. Frances Savage	at Oklahoma State (3/15/89)	24
2. Vicki Plowden	vs. Vanderbilt (3/26/92)	23
2. Shenise Johnson	at Gonzaga (3/19/12)	23
4. Jessica Thomas	at Iowa (3/22/15)	22
4. Frances Savage	vs. Vanderbilt (3/26/92)	22

NCAA SINGLE-GAME FG PERCENTAGE (10 FGA minimum)

Name	FG	FGA	Pct	Opponent (date)
1. Shaquana Wilkins	8	10	.800	vs. Maryland (3/21/04)
2. Frances Savage	10	14	.714	No. Carolina (3/21/92)
3. Keyona Hayes	8	12	.667	Quinnipiac (3/20/17)
3. Jeannie Hebert	9	14	.643	No. Carolina (3/21/92)
5. Keyona Hayes	7	11	.636	FGCU (3/18/17)
5. Laura Cornelius	7	11	.636	vs. S. Dakota St. (3/19/16)
5. Shaquana Wilkins	7	11	.636	at New Mexico (3/22/03)

3-POINT FIELD GOALS

NCAA SINGLE-GAME 3-POINT FG MADE

Name	Opponent (date)	3PM
1. Laura Cornelius	vs. South Dakota State (3/19/16)	4
1. Stefanie Yderstrom	vs. Oklahoma (3/22/11)	4
1. Yolanda McCormick	vs. Maryland (3/21/04)	4
4. Jessica Thomas	Quinnipiac (3/20/17)	3
4. Jessica Thomas	at Iowa (3/22/15)	3
4. Stefanie Yderstrom	vs. Gardner-Webb (3/20/11)	3
4. Yolanda McCormick	at New Mexico (3/22/03)	3
4. Tamara James	at New Mexico (3/22/03)	3
4. Shannon Drury	vs. Clemson (3/14/98)	3
4. Holly Rillinger	at Western Kentucky (3/20/93)	3

NCAA SINGLE-GAME 3-POINT FG ATTEMPTS

Name	Opponent (date)	3PA
1. Jessica Thomas	at Iowa (3/22/15)	11
2. Stefanie Yderstrom	vs. Oklahoma (3/22/11)	9
3. Riquana Williams	vs. Gardner-Webb (3/20/11)	8
3. Yolanda McCormick	vs. Maryland (3/21/04)	8
5. Krystal Saunders	at Iowa (3/24/13)	7
5. Riquana Williams	vs. Oklahoma (3/22/11)	7
5. Stefanie Yderstrom	vs. Gardner-Webb (3/20/11)	7
5. Holly Rillinger	at Western KY (3/20/93)	7
5. Elaine Harlow	at Oklahoma St. (3/15/89)	7

NCAA SINGLE-GAME 3-POINT FG PCT. (2 3PM minimum)

Name	3PM	3PA	Pct	Opponent (date)
1. Tamara James	3	3	1.000	at New Mexico (3/22/03)
2. Keyanna Harris	2	2	1.000	Quinnipiac (3/20/17)
2. Adrienne Motley	2	2	1.000	vs. Washington (3/20/15)
2. Necole Sterling	2	2	1.000	vs. Washington (3/20/15)
5. Jessica Thomas	3	4	.750	Quinnipiac (3/20/17)
5. Yolanda McCormick	3	4	.750	at New Mexico (3/22/03)
5. Shannon Drury	3	4	.750	vs. Clemson (3/14/98)

FREE THROWS

NCAA SINGLE-GAME FREE THROWS MADE

Name	Opponent (date)	FTM
1. Riquana Williams	vs. Gardner-Webb (3/20/11)	10
2. Adrienne Motley	vs. Washington (3/20/15)	8
2. Chanivie Broussard	vs. Maryland (3/21/04)	8
2. Jeannie Hebert	North Carolina (3/21/92)	8
5. Michelle Woods	vs. Washington (3/20/15)	7
5. Shawnicke Wilson	at Iowa (3/24/13)	7
5. Morgan Stroman	vs. Gardner-Webb (3/20/11)	7
5. Della Wilson	St. Peter's (3/17/93)	7

NCAA SINGLE-GAME FREE THROW ATTEMPTS

Name	Opponent (date)	FTA
1. Chanivie Broussard	vs. Maryland (3/21/04)	14
2. Michelle Woods	vs. Washington (3/20/15)	11
2. Morgan Stroman	vs. Gardner-Webb (3/20/11)	11
2. Riquana Williams	vs. Gardner-Webb (3/20/11)	11
5. Adrienne Motley	vs. Washington (3/20/15)	10
5. Jessica Thomas	vs. Washington (3/20/15)	10
5. Shawnicke Wilson	at Iowa (3/24/13)	10

NCAA SINGLE-GAME FREE THROW PCT (5 FTA minimum)

Name	FTM	FTA	Pct	Opponent (date)
1. Jeannie Hebert	8	8	1.000	vs. Maryland (3/21/04)
2. Della Wilson	7	7	1.000	St. Peter's (3/17/93)
3. Carla Harris	6	6	1.000	North Carolina (3/21/92)
4. Riquana Williams	9	11	.909	vs. Gard-Webb (3/20/11)
5. Keyona Hayes	5	6	.833	Quinnipiac (3/20/17)
5. Michelle Woods	5	6	.833	vs. Idaho State (3/17/12)
5. Riquana Williams	5	6	.833	vs. Oklahoma (3/22/11)
5. Frances Savage	5	6	.833	North Carolina (3/21/92)
5. Vicki Plowden	5	6	.833	North Carolina (3/21/92)

ASSISTS

NCAA SINGLE-GAME ASSISTS

Name	Opponent (date)	Ast
1. Jeannie Hebert	vs. Vanderbilt (3/26/92)	8
2. Meghan Saake	at New Mexico (3/22/03)	7
3. Shenise Johnson	vs. Oklahoma (3/22/11)	6
3. Shenise Johnson	vs. Gardner-Webb (3/20/11)	6
3. Yolanda McCormick	at New Mexico (3/22/03)	6
3. Della Wilson	at Western Kentucky (3/20/93)	6
3. Frances Savage	North Carolina (3/21/92)	6
3. Jeannie Hebert	North Carolina (3/21/92)	6

REBOUNDS

NCAA SINGLE-GAME REBOUNDS

Name	Opponent (date)	Reb
1. Shawnicke Wilson	at Iowa (3/24/13)	18
1. Shenise Johnson	vs. Gardner-Webb (3/20/11)	18
3. Frances Savage	vs. Vanderbilt (3/26/92)	16
4. Kym Hope	vs. Clemson (3/14/98)	15
5. Shawnicke Wilson	vs. Idaho State (3/17/12)	14
5. Morgan Stroman	vs. Oklahoma (3/22/11)	14

INDIVIDUAL NCAA TOURNAMENT GAME RECORDS

NCAA SINGLE-GAME OFFENSIVE REBOUNDS

Name	Opponent (date)	Reb
1. Vicki Plowden	vs. Vanderbilt (3/26/92)	9
1. Shenise Johnson	vs. Gardner-Webb (3/20/11)	9
3. Frances Savage	vs. Vanderbilt (3/26/92)	7
3. Shawnice Wilson	at Iowa (3/24/13)	7
5. Melissa Edwards	at Oklahoma State (3/15/89)	6
5. Desma Thomas	St. Peter's (3/17/93)	6
5. Morgan Stroman	vs. Oklahoma (3/22/11)	6

NCAA SINGLE-GAME DEFENSIVE REBOUNDS

Name	Opponent (date)	Reb
1. Kym Hope	vs. Clemson (3/14/98)	11
2. Shawnice Wilson	at Iowa (3/24/13)	11
3. Frances Savage	vs. Vanderbilt (3/26/92)	9
3. Shenise Johnson	vs. Gardner-Webb (3/20/11)	9
3. Shawnice Wilson	vs. Idaho State (3/17/12)	9

STEALS

NCAA SINGLE-GAME STEALS

Name	Opponent (date)	Stl
1. Yalonda McCormick	vs. Maryland (3/21/04)	5
1. Carla Harris	St. Peter's (3/17/93)	5
1. Jeannie Hebert	at Oklahoma State (3/15/89)	5
4. Shenise Johnson	vs. Idaho State (3/17/12)	4
4. Riquna Williams	vs. Gardner-Webb (3/20/11)	4
4. Morgan Stroman	vs. Gardner-Webb (3/20/11)	4
4. Vicki Plowden	vs. Vanderbilt (3/26/92)	4
4. Jeannie Hebert	North Carolina (3/21/92)	4

BLOCKED SHOTS

NCAA SINGLE-GAME BLOCKED SHOTS

Name	Opponent (date)	Blk
1. Emese Hof	vs. South Dakota State (3/19/16)	4
1. Sylvia Bullock	vs. Gardner-Webb (3/20/11)	4
3. Ronnie McGarry	North Carolina (3/21/92)	3
3. Kym Hope	vs. Clemson (3/14/98)	3
5. Adrienne Motley	Quinnipiac (3/20/17)	2
5. Jassany Williams	at Iowa (3/22/15)	2
5. Jassany Williams	vs. Washington (3/20/15)	2
5. Shawnice Wilson	at Gonzaga (3/19/12)	2
5. Shawnice Wilson	vs. Idaho State (3/17/12)	2

INDIVIDUAL WNIT GAME RECORDS

SCORING

WNIT SINGLE-GAME SCORING

Name	Opponent (date)	Pts
1. Frances Savage	vs. Charlotte (3/24/90)	36
2. Shenise Johnson	at Providence (3/28/10)	33
3. Tamara James	FIU (3/18/06)	32
4. Tamara James	at Virginia (3/22/06)	31
5. Elaine Harlow	vs. Illinois State (3/22/90)	27

FIELD GOALS

WNIT SINGLE-GAME FIELD GOALS MADE

Name	Opponent (date)	FGM
1. Frances Savage	vs. Charlotte (3/24/90)	14
2. Shenise Johnson	at Providence (3/28/10)	11
2. Kym Hope	at Rice (3/12/99)	11
2. Frances Savage	vs. Kentucky (3/23/90)	11
5. Tamara James	at Virginia (3/22/06)	10
5. Elaine Harlow	vs. Illinois State (3/22/90)	10
5. Frances Savage	vs. Illinois State (3/22/90)	10

WNIT SINGLE-GAME FIELD GOAL ATTEMPTS

Name	Opponent (date)	FGA
1. Chanivia Broussard	at Houston (3/16/02)	23
2. Tamara James	FIU (3/18/06)	22
2. Frances Savage	vs. Kentucky (3/23/90)	22
4. Tamara James	at Virginia (3/22/06)	21
4. Frances Savage	vs. Charlotte (3/24/90)	21
4. Frances Savage	vs. Illinois State (3/22/90)	21

WNIT SINGLE-GAME FG PERCENTAGE (10 FGA minimum)

Name	FG	FGA	Pct	Opponent (date)
1. Shenise Johnson	11	14	.786	at Providence (3/28/10)
2. Cassandra Wimes	7	10	.700	at Rice (3/12/99)
3. Frances Savage	14	21	.667	vs. Charlotte (3/24/90)
4. Martha Bodley	8	12	.667	at Houston (3/16/02)
5. Kym Hope	11	17	.647	at Rice (3/12/99)

3-POINT FIELD GOALS

WNIT SINGLE-GAME 3-POINT FG MADE

Name	Opponent (date)	3PM
1. Riquana Williams	at Michigan (3/31/10)	7
2. Krystal Saunders	Stetson (3/20/14)	5
2. Riquana Williams	North Carolina A&T (3/25/10)	5
4. Shenise Johnson	at Providence (3/28/10)	4
4. Riquana Williams	at Providence (3/28/10)	4
4. Tamara James	FIU (3/18/06)	4
4. Melissa Knight	FIU (3/18/06)	4
4. Sheila James	at Houston (3/16/02)	4

WNIT SINGLE-GAME 3-POINT FG ATTEMPTS

Name	Opponent (date)	3PA
1. Riquana Williams	at Michigan (3/31/10)	15
2. Krystal Saunders	Stetson (3/20/14)	13
3. Elaine Harlow	vs. Kentucky (3/23/90)	10
4. Tamara James	FIU (3/18/06)	9
4. Sheila James	at Houston (3/16/02)	9
4. Elaine Harlow	vs. Illinois State (3/22/90)	9

WNIT SINGLE-GAME 3-POINT FG PCT. (2 3PM minimum)

Name	3PM	3PA	Pct	Opponent (date)
1. Shenise Johnson	4	4	1.000	at Providence (3/28/10)
2. Katie Hayek	2	2	1.000	FIU (3/18/06)
3. Melissa Knight	4	5	.800	FIU (3/18/06)
4. Shenise Johnson	3	5	.600	at Michigan (3/31/10)

4. Melissa Knight	3	5	.600	at Virginia (3/22/06)
4. Cassandra Wimes	3	5	.600	at Rice (3/12/99)

FREE THROWS

WNIT SINGLE-GAME FREE THROWS MADE

Name	Opponent (date)	FTM
1. Tamara James	FIU (3/18/06)	14
2. Tamara James	at Virginia (3/22/06)	10
3. Jeannie Hebert	vs. Charlotte (3/24/90)	8
4. Shenise Johnson	at Providence (3/28/10)	7
5. Charmaine Clark	Florida (3/21/10)	6

WNIT SINGLE-GAME FREE THROW ATTEMPTS

Name	Opponent (date)	FTA
1. Tamara James	FIU (3/18/06)	16
2. Tamara James	at Virginia (3/22/06)	14
3. Jeannie Hebert	vs. Charlotte (3/24/90)	13
4. Shenise Johnson	at Providence (3/28/10)	8
4. Shenise Johnson	North Carolina A&T (3/25/10)	8
4. Charmaine Clark	Florida (3/21/10)	8

WNIT SINGLE-GAME FREE THROW PCT (5 FTA minimum)

Name	FTM	FTA	Pct	Opponent (date)
1. Renee Taylor	5	5	1.000	FIU (3/18/06)
2. Tamara James	14	16	.875	FIU (3/18/06)
3. Shenise Johnson	7	8	.875	at Providence (3/28/10)
4. Adrienne Motley	5	6	.833	Stetson (3/20/14)
4. Diane Barnes	5	6	.833	at Providence (3/28/10)
4. Frances Savage	5	6	.833	vs. Charlotte (3/24/90)
4. Frances Savage	5	6	.833	vs. Illinois State (3/22/90)

ASSISTS

WNIT SINGLE-GAME ASSISTS

Name	Opponent (date)	Ast
1. Renee Taylor	FIU (3/18/06)	10
2. Shenise Johnson	Florida (3/21/10)	8
2. Renee Taylor	at Virginia (3/22/06)	8
4. Shenise Johnson	at Michigan (3/31/10)	7
4. Charmaine Clark	North Carolina A&T (3/25/10)	7
4. Shenise Johnson	FGCU (3/18/10)	7
4. Elaine Harlow	vs. Charlotte (3/24/90)	7

REBOUNDS

WNIT SINGLE-GAME REBOUNDS

Name	Opponent (date)	Reb
1. Keyona Hayes	Stetson (3/20/14)	15
2. Frances Savage	vs. Kentucky (3/23/90)	12
3. Diane Barnes	FGCU (3/18/10)	11
3. Frances Savage	vs. Charlotte (3/24/90)	11
3. Frances Savage	vs. Illinois State (3/22/90)	11

WNIT SINGLE-GAME OFFENSIVE REBOUNDS

Name	Opponent (date)	Reb
1. Frances Savage	vs. Charlotte (3/24/90)	8
2. Martha Bodley	at Houston (3/16/02)	6
2. Frances Savage	vs. Kentucky (3/23/90)	6
4. Keyona Hayes	Stetson (3/20/14)	5
4. Morgan Stroman	at Michigan (3/31/10)	5
4. Shenise Johnson	Florida (3/21/10)	5
4. Tamara James	at Virginia (3/22/06)	5
4. Frances Savage	vs. Illinois State (3/22/90)	5

INDIVIDUAL WNIT GAME RECORDS & YEARLY LEADERS

WNIT SINGLE-GAME DEFENSIVE REBOUNDS

Name	Opponent (date)	Reb
1. Keyona Hayes	Stetson (3/20/14)	10
2. Charmaine Clark	at Michigan (3/31/10)	8
2. Diane Barnes	FGCU (3/18/10)	8
2. Tamara James	FIU (3/18/06)	8
2. Martha Bodley	at Georgia Tech (3/13/02)	8

STEALS

WNIT SINGLE-GAME STEALS

Name	Opponent (date)	Stl
1. Tamara James	FIU (3/18/06)	5
2. Shenise Johnson	at Michigan (3/31/10)	4
2. Morgan Stroman	North Carolina A&T (3/25/10)	4
2. Melissa Knight	FIU (3/18/06)	4
2. Renee Taylor	FIU (3/18/06)	4
2. Meghan Saake	at Georgia Tech (3/13/02)	4
2. Elaine Harlow	vs. Charlotte (3/24/90)	4
2. Lisa Jones	vs. Charlotte (3/24/90)	4
2. Nanci Clayton	vs. Kentucky (3/23/90)	4

BLOCKED SHOTS

WNIT SINGLE-GAME BLOCKED SHOTS

Name	Opponent (date)	Blk
1. Jassany Williams	Stetson (3/20/14)	3
1. Martha Bodley	at Houston (3/16/02)	3
1. Chanivia Broussard	at Houston (3/16/02)	3
1. Kym Hope	at Rice (3/12/99)	3
5. Sylvia Bullock	North Carolina A&T (3/25/10)	2
5. Diane Barnes	FGCU (3/18/10)	2
5. Meghan Saake	at Houston (3/16/02)	2
5. Belinda Kunczt	vs. Kentucky (3/23/90)	2
5. Frances Savage	vs. Kentucky (3/23/90)	2

INDIVIDUAL ACC TOURNAMENT GAME RECORDS

SCORING

ACC TOURN. SINGLE-GAME SCORING

Name	Opponent (date)	Pts
1. Riquna Williams	vs. Wake Forest (3/4/10)	28
2. Shenise Johnson	vs. NC State (3/4/11)	25
3. Jessica Thomas	vs. Notre Dame (3/6/15)	24
4. Riquna Williams	vs. Wake Forest (3/2/12)	22
4. Riquna Williams	vs. NC State (3/4/11)	22

FIELD GOALS

ACC TOURN. SINGLE-GAME FIELD GOALS MADE

Name	Opponent (date)	FGM
1. Shenise Johnson	vs. NC State (3/4/11)	10
1. Riquna Williams	vs. Wake Forest (3/4/10)	10
3. Keyona Hayes	vs. Pittsburgh (3/3/16)	9
3. Jessica Thomas	vs. Notre Dame (3/6/15)	9
3. Riquna Williams	vs. Wake Forest (3/2/12)	9

ACC TOURN. SINGLE-GAME FIELD GOAL ATTEMPTS

Name	Opponent (date)	FGA
1. Riquna Williams	vs. Wake Forest (3/4/10)	25
2. Riquna Williams	vs. North Carolina (3/5/11)	24
3. Riquna Williams	vs. Wake Forest (3/2/12)	21
4. Shenise Johnson	vs. North Carolina (3/4/11)	20
4. Shenise Johnson	vs. NC State (3/4/11)	20

ACC TOURN. SINGLE-GAME FG PERCENTAGE (10 FGA minimum)

Name	FG	FGA	Pct	Opponent (date)
1. Keyona Hayes	8	11	.727	vs. Georgia Tech (3/2/17)
2. Emese Hof	7	10	.700	vs. Florida State (3/4/16)
3. Jessica Thomas	9	14	.643	vs. Notre Dame (3/5/15)
4. Keyona Hayes	7	11	.636	vs. Duke (3/4/17)
4. Emese Hof	7	11	.636	vs. Georgia Tech (3/2/17)

- Most field goals made without a miss: Keyona Hayes (9/9) vs. Pittsburgh (3/3/16)

3-POINT FIELD GOALS

ACC TOURN. SINGLE-GAME 3-POINT FG MADE

Name	Opponent (date)	3PM
1. Jessica Thomas	vs. Notre Dame (3/5/16)	5
1. Jessica Thomas	vs. Florida State (3/4/16)	5
3. Krystal Saunders	vs. Florida State (3/6/14)	4
3. Riquna Williams	vs. Wake Forest (3/2/12)	4
3. Riquna Williams	vs. North Carolina (3/5/11)	4
3. Shenise Johnson	vs. NC State (3/4/11)	4

ACC TOURN. SINGLE-GAME 3-POINT FG ATTEMPTS

Name	Opponent (date)	3PA
1. Riquna Williams	vs. North Carolina (3/5/11)	11
2. Stefanie Yderstrom	vs. NC State (3/4/11)	10
3. Jessica Thomas	vs. Notre Dame (3/5/16)	9
3. Stefanie Yderstrom	vs. Florida State (3/8/13)	9
3. Riquna Williams	vs. NC State (3/4/11)	9
3. Riquna Williams	vs. Wake Forest (3/4/10)	9

ACC TOURN. SINGLE-GAME 3-POINT FG PCT. (2 3PM minimum)

Name	3PM	3PA	Pct	Opponent (date)
1. Jessica Thomas	5	6	.833	vs. Florida State (3/4/16)
2. Shenise Johnson	4	5	.800	vs. NC State (3/4/11)
3. Maurita Reid	2	3	.667	vs. Georgia Tech (3/1/07)
4. Jessica Thomas	3	5	.600	vs. Notre Dame (3/6/15)
4. Necole Sterling	3	5	.600	vs. Virginia (3/5/15)

FREE THROWS

ACC TOURN. SINGLE-GAME FREE THROWS MADE

Name	Opponent (date)	FTM
1. Morgan Stroman	vs. Florida State (3/8/13)	8
1. Fallon Phanord	vs. North Carolina (3/5/05)	8
3. Shawnice Wilson	vs. Virginia Tech (3/7/13)	7
3. Riquna Williams	vs. NC State (3/4/11)	7
5. Morgan Stroman	vs. NC State (3/4/11)	6
5. Riquna Williams	vs. Wake Forest (3/4/10)	6

ACC TOURN. SINGLE-GAME FREE THROW ATTEMPTS

Name	Opponent (date)	FTA
1. Morgan Stroman	vs. Florida State (3/8/13)	10
1. Riquna Williams	vs. NC State (3/4/11)	10
3. Riquna Williams	vs. Wake Forest (3/4/10)	9
4. Morgan Stroman	vs. Virginia Tech (3/7/13)	8
4. Shawnice Wilson	vs. Virginia Tech (3/7/13)	8
4. Morgan Stroman	vs. NC State (3/4/11)	8
4. Fallon Phanord	vs. North Carolina (3/5/05)	8

ACC TOURN. SINGLE-GAME FREE THROW PCT. (5 FTA minimum)

Name	FTM	FIA	Pct	Opponent (date)
1. Fallon Phanord	8	8	1.000	vs. North Carolina (3/5/05)
2. Shawnice Wilson	7	8	.875	vs. Virginia Tech (3/7/13)
3. Shenise Johnson	5	6	.833	vs. North Carolina (3/5/05)
3. Lamese James	5	6	.833	vs. Florida State (3/5/09)
5. Morgan Stroman	8	10	.800	vs. Florida State (3/8/13)
6. Keyona Hayes	4	5	.800	vs. Florida State (3/6/14)
6. Tamara James	4	5	.800	vs. Georgia Tech (3/2/06)

ASSISTS

ACC TOURN. SINGLE-GAME ASSISTS

Name	Opponent (date)	Asst
1. Michelle Woods	vs. Florida State (3/4/16)	6
1. Shenise Johnson	vs. Wake Forest (3/2/12)	6
1. Riquna Williams	vs. NC State (3/4/11)	6
1. LaToya Cunningham	vs. Boston College (3/5/09)	6
1. Yalonda McCormick	vs. North Carolina (3/5/05)	6

REBOUNDS

ACC TOURN. SINGLE-GAME REBOUNDS

Name	Opponent (date)	Reb
1. Shawnice Wilson	vs. Florida State (3/8/13)	18
2. Shenise Johnson	vs. North Carolina (3/5/11)	14
2. Tamara James	vs. North Carolina (3/5/05)	14
4. Morgan Stroman	vs. Virginia Tech (3/7/13)	13
4. Shawnice Wilson	vs. Wake Forest (3/2/12)	13
4. Shenise Johnson	vs. NC State (3/4/11)	13

ACC TOURN. SINGLE-GAME OFFENSIVE REBOUNDS*

Name	Opponent (date)	Reb
1. Shawnice Wilson	vs. Wake Forest (3/2/12)	6
1. Shenise Johnson	vs. Boston College (3/5/09)	6
3. Morgan Stroman	vs. Florida State (3/8/13)	5
3. Shawnice Wilson	vs. Florida State (3/8/13)	5
3. Shenise Johnson	vs. North Carolina (3/5/11)	5
3. Morgan Stroman	vs. Wake Forest (3/4/10)	5
3. Renee Taylor	vs. Georgia Tech (3/2/06)	5

ACC TOURN. SINGLE-GAME DEFENSIVE REBOUNDS

Name	Opponent (date)	Reb
1. Shawnice Wilson	vs. Florida State (3/8/13)	13
2. Morgan Stroman	vs. Virginia Tech (3/7/13)	12
3. Tamara James	vs. North Carolina (3/5/05)	10

INDIVIDUAL ACC TOURNAMENT GAME RECORDS & YEARLY LEADERS

4. Shenise Johnson	vs. North Carolina (3/5/11)	9
4. Shenise Johnson	vs. NC State (3/4/11)	9

STEALS

ACC TOURN. SINGLE-GAME STEALS

Name	Opponent (date)	Stl
1. Yalonda McCormick	vs. North Carolina (3/5/05)	6
2. Adrienne Motley	vs. Florida State (3/4/16)	5
2. Morgan Stroman	vs. NC State (3/4/11)	5
2. Renee Taylor	vs. Georgia Tech (3/2/06)	5
2. Tamara James	vs. Georgia Tech (3/4/05)	5

BLOCKED SHOTS

ACC TOURN. SINGLE-GAME BLOCKED SHOTS

Name	Opponent (date)	Blk
1. Jassany Williams	vs. Virginia (3/5/15)	5
2. Emese Hof	vs. Georgia Tech (3/2/17)	3
2. Emese Hof	vs. Pittsburgh (3/3/16)	3
2. Morgan Stroman	vs. Florida State (3/8/13)	3
2. Sylvia Bullock	vs. Wake Forest (3/2/12)	3

Scoring Average

1979-1980	Sylvia Wilson	15.8
1980-1981	Sylvia Wilson	17.6
1981-1982	Sylvia Wilson	18.7
1982-1983	Donna Mapp	17.1
1983-1984	Cardelia Fulmore	19.5
1984-1985	Cardelia Fulmore	19.1
1985-1986	Maria Rivera	21.4
1986-1987	Maria Rivera	20.9
1987-1988	Maria Rivera	23.3
1988-1989	Frances Savage	22.4
1989-1990	Frances Savage	23.6
1990-1991	Jeannie Hebert	16.9
1991-1992	Frances Savage	23.2
1992-1993	Holly Rilinger	15.8
1993-1994	Desma Thomas	14.0
1994-1995	Octavia Blue	14.5
1995-1996	Octavia Blue	16.0
1996-1997	Desma Thomas	15.4
1997-1998	Octavia Blue	19.2
1998-1999	Kym Hope	17.2
1999-2000	Shelia James	15.2
2000-2001	Chanivia Broussard	13.2
2001-2002	Chanivia Broussard	14.2
2002-2003	Tamara James	21.0
2003-2004	Tamara James	16.6
2004-2005	Tamara James	22.3
2005-2006	Tamara James	21.5
2006-2007	Renee Taylor	18.6
2007-2008	Maurita Reid	15.3
2008-2009	Shenise Johnson	12.8
2009-2010	Riquna Williams	19.6
2010-2011	Riquna Williams	21.7
2011-2012	Shenise Johnson	17.0
2012-2013	Morgan Stroman	12.9
2013-2014	Adrienne Motley	11.1
2014-2015	Adrienne Motley	16.9
2015-2016	Adrienne Motley	15.7
2016-2017	Adrienne Motley	13.3

Rebounding Average

1979-1980	Sylvia Wilson	10.4
1980-1981	Sylvia Wilson	11.8
1981-1982	Sylvia Wilson	11.5
1982-1983	Donna Mapp	11.5
1983-1984	Cardelia Fulmore	11.6
1984-1985	Cardelia Fulmore	8.9
1985-1986	Hope Butler	5.5
1986-1987	Hope Butler	8.9
1987-1988	Hope Butler	8.0
1988-1989	Frances Savage	9.2
1989-1990	Frances Savage	9.5
1990-1991	Vicki Plowden	10.0
1991-1992	Frances Savage	10.6
1992-1993	Vicki Plowden	10.0
1993-1994	Tanya Young	9.9
1994-1995	Octavia Blue	7.2
1995-1996	Jennifer Jordon	6.7
1996-1997	Kym Hope	8.1
1997-1998	Kym Hope	10.6
1998-1999	Kym Hope	8.7
1999-2000	Alicia Hartlaub	7.3
2000-2001	Dalia Clarke	6.4
2001-2002	Shaquana Wilkins	6.0
2002-2003	Tamara James	7.9

YEARLY LEADERS

2003-2004	Shaquana Wilkins	8.5
2004-2005	Tamara James	6.9
2005-2006	Tamara James	7.8
2006-2007	Brittany Denson	6.9
2007-2008	Maurita Reid	5.6
2008-2009	Shenise Johnson	7.1
2009-2010	Shenise Johnson	7.7
2010-2011	Shenise Johnson	8.3
2011-2012	Shenise Johnson	8.0
2012-2013	Morgan Stroman	8.8
2013-2014	Keyona Hayes	6.5
2014-2015	Jassany Williams	6.0
2015-2016	Keyona Hayes	5.5
	Emese Hof	5.5
2016-2017	Keyona Hayes	6.1

1986-1987	Maria Rivera	.791
1987-1988	Maria Rivera	.828
1988-1989	Elaine Harlow	.796
1989-1990	Frances Savage	.786
1990-1991	Jeannie Hebert	.758
1991-1992	Jeannie Hebert	.835
1992-1993	Holly Rilinger	.857
1993-1994	Desma Thomas	.679
1994-1995	Rinat Zaltz	.734
1995-1996	Cassandra Wimes	.714
1996-1997	Desma Thomas	.800
1997-1998	Kym Hope	.771
1998-1999	Kym Hope	.810
1999-2000	Gina Graziani	.714
2000-2001	Meghan Saake	.629
2001-2002	Shaquana Wilkins	.711
2002-2003	Tamara James	.760
2003-2004	Tamara James	.766
2004-2005	Tamara James	.770
2005-2006	Renee Taylor	.836
2006-2007	Renee Taylor	.843
2007-2008	Maurita Reid	.651
2008-2009	Shenise Johnson	.820
2009-2010	Shenise Johnson	.773
2010-2011	Shenise Johnson	.846
2011-2012	Shenise Johnson	.877
2012-2013	Stefanie Yderstrom	.883
2013-2014	Krystal Saunders	.775
2014-2015	Adrienne Motley	.764
2015-2016	Adrienne Motley	.767
2016-2017	Jessica Thomas	.781

Field Goal Percentage (minimum 200 FGA)

1979-1980	Sylvia Wilson	.530
1980-1981	Dottie Richardson	.514
1981-1982	Sylvia Wilson	.439
1982-1983	Donna Mapp	.492
1983-1984	Cardelia Fulmore	.539
1984-1985	Cardelia Fulmore	.548
1985-1986	Hope Butler	.467
1986-1987	Hope Butler	.501
1987-1988	Hope Butler	.531
1988-1989	Frances Savage	.548
1989-1990	Frances Savage	.540
1990-1991	Vicki Plowden	.539
1991-1992	Vicki Plowden	.515
1992-1993	Vicki Plowden	.457
1993-1994	Nickki Mitchell	.394
1994-1995	Sheron Murray	.398
1995-1996	Octavia Blue	.488
1996-1997	Kym Hope	.540
1997-1998	Kym Hope	.534
1998-1999	Kym Hope	.529
1999-2000	Alicia Hartlaub	.436
2000-2001	Dalia Clarke	.452
2001-2002	Shaquana Wilkins	.482
2002-2003	Tamara James	.516
2003-2004	Shaquana Wilkins	.520
2004-2005	Tamara James	.480
2005-2006	Melissa Knight	.498
2006-2007	Albrey Grimsley	.463
2007-2008	Albrey Grimsley	.408
2008-2009	Shenise Johnson	.385
2009-2010	Diane Barnes	.545
2010-2011	Morgan Stroman	.519
2011-2012	Shenise Johnson	.452
2012-2013	Shawnice Wilson	.519
2013-2014	Keyona Hayes	.506
2014-2015	Adrienne Motley	.492
2015-2016	Emese Hof	.542
2016-17	Keyona Hayes	.540

Assists

1979-1980	Pat Bentoski	130
1980-1981	Loretta Harvey	156
1981-1982	Loretta Harvey	168
1982-1983	Loretta Harvey	120
1983-1984	Loretta Harvey	144
1984-1985	Maria Rivera	149
1985-1986	Maria Rivera	89
1986-1987	Maria Rivera	141
1987-1988	Maria Rivera	108
1988-1989	Jeannie Hebert	147
1989-1990	Jeannie Hebert	137
1990-1991	Jeannie Hebert	189
1991-1992	Jeannie Hebert	221
1992-1993	Della Wilson	134
1993-1994	Nickki Mitchell	65
1994-1995	Maureen Faulkner	71
1995-1996	Desma Thomas	72
1996-1997	Gina Graziani	198
1997-1998	Gina Graziani	210
1998-1999	Gina Graziani	153
1999-2000	Gina Graziani	94
2000-2001	Meghan Saake	99
2001-2002	Meghan Saake	125
2002-2003	Yalonda McCormick	185
2003-2004	Yalonda McCormick	157
2004-2005	Yalonda McCormick	167
2005-2006	Renee Taylor	115
2006-2007	Albrey Grimsley	82
2007-2008	Albrey Grimsley	93
2008-2009	Shenise Johnson	122
2009-2010	Shenise Johnson	166
2010-2011	Shenise Johnson	127

Free Throw Percentage (minimum 70 FTA)

1979-1980	Sandra Wells	.673
	Pat Bentoski	
1980-1981	Gwen Harris	.779
1981-1982	Sylvia Wilson	.618
1982-1983	Dana Hunter	.675
1983-1984	Robin Harmony	.657
1984-1985	Maria Rivera	.729
1985-1986	Maria Rivera	.730

HISTORY & RECORDS

YEARLY LEADERS

2011-2012	Shenise Johnson	141
2012-2013	Stefanie Yderstrom	75
2013-2014	Adrienne Motley	82
2014-2015	Jessica Thomas	74
2015-2016	Jessica Thomas	120
2016-2017	Jessica Thomas	130

Steals

1979-1980	Dottie Richardson	100
1980-1981	Dottie Richardson	105
	Loretta Harvey	
1981-1982	Loretta Harvey	84
1982-1983	Gwen Harris	64
1983-1984	Robin Harmony	98
1984-1985	Cardelia Fulmore	100
	Maria Rivera	
1985-1986	Maria Rivera	77
1986-1987	Maria Rivera	106
1987-1988	Maria Rivera	99
1988-1989	Frances Savage	56
	Elaine Harlow	
1989-1990	Frances Savage	71
1990-1991	Jeanne Hebert	71
1991-1992	Vicki Plowden	76
1992-1993	Della Wilson	93
1993-1994	Ronnie McGarry	49
1994-1995	Maureen Faulkner	49
1995-1996	Desma Thomas	60
1996-1997	Desma Thomas	60
1997-1998	Kym Hope	56
1998-1999	Kym Hope	54
1999-2000	Shelia James	26
2000-2001	Meghan Saake	74
2001-2002	Meghan Saake	121
2002-2003	Meghan Saake	114
2003-2004	Yalonda McCormick	93
2004-2005	Yalonda McCormick	78
2005-2006	Tamara James	93
2006-2007	Maurita Reid	95
2007-2008	Maurita Reid	110
2008-2009	Shenise Johnson	78
2009-2010	Shenise Johnson	111
2010-2011	Morgan Stroman	109
2011-2012	Shenise Johnson	108
2012-2013	Morgan Stroman	57
2013-2014	Suriya McGuire	43
2014-2015	Adrienne Motley	47
2015-2016	Adrienne Motley	53
2016-2017	Jessica Thomas	52

Blocked Shots

1979-1980	Sylvia Wilson	80
1980-1981	Sylvia Wilson	61
1981-1982	Sylvia Wilson	57
1982-1983	Donna Mapp	15
1983-1984	Joani Bowles	45
1984-1985	Cardelia Fulmore	25
1985-1986	Julie Colville	8
1986-1987	Regina Brant	5
1987-1988	Ruth Smith	12
1988-1989	Frances Savage	17
1989-1990	Belinda Kunczt	35
1990-1991	Vicki Plowden	27
1991-1992	Vicki Plowden	35
1992-1993	Vicki Plowden	40

1993-1994	Tanya Young	23
1994-1995	Octavia Blue	20
1995-1996	Desma Thomas	21
1996-1997	Kym Hope	53
1997-1998	Kym Hope	33
1998-1999	Kym Hope	62
1999-2000	Alicia Hartlaub	11
2000-2001	Chanivia Broussard	32
2001-2002	Chanivia Broussard	35
	Martha Bodley	
2002-2003	Meghan Saake	36
2003-2004	Shaquana Wilkins	37
2004-2005	Imani Dhahabu	24
2005-2006	Brittany Denson	30
2006-2007	Brittany Denson	17
2007-2008	Charmaine Clark	18
2008-2009	Shenise Johnson	29
2009-2010	Sylvia Bullock	35
2010-2011	Morgan Stroman	29
	Sylvia Bullock	
2011-2012	Sylvia Bullock	44
2012-2013	Morgan Stroman	39
2013-2014	Jassany Williams	57
2014-2015	Jassany Williams	74
2015-2016	Emese Hof	42
2016-2017	Emese Hof	31

Minutes Per Game

1985-1986	Maria Rivera	37.7
1986-1987	Maria Rivera	37.0
1987-1988	Maria Rivera	36.3
1988-1989	Jeanne Hebert	34.8
1989-1990	Frances Savage	34.1
1990-1991	Jeanne Hebert	35.9
1991-1992	Jeanne Hebert	34.4
1992-1993	Della Wilson	35.7
1993-1994	Nicki Mitchell	33.6
1994-1995	Octavia Blue	29.8
1995-1996	Desma Thomas	32.1
1996-1997	Desma Thomas	35.8
1997-1998	Gina Graziani	36.3
1998-1999	Kym Hope	33.8
1999-2000	Gina Graziani	33.5
2000-2001	Meghan Saake	30.3
2001-2002	Meghan Saake	36.2
2002-2003	Meghan Saake	36.0
2003-2004	Yalonda McCormick	36.4
2004-2005	Yalonda McCormick	36.4
2005-2006	Tamara James	32.8
2006-2007	Renee Taylor	34.8
2007-2008	Maurita Reid	29.2
2008-2009	Shenise Johnson	31.0
2009-2010	Shenise Johnson	34.8
2010-2011	Shenise Johnson	31.8
2011-2012	Shenise Johnson	31.2
2012-2013	Stefanie Yderstrom	30.0
2013-2014	Krystal Saunders	31.5
2014-2015	Adrienne Motley	31.4
2015-2016	Jessica Thomas	31.6
2016-2017	Jessica Thomas	32.2

All early leader categories for the first seven seasons of Miami basketball (1972-73 to 1978-79) are unavailable and minutes leaders are also unavailable through 1984-85

1,000 POINTS CLUB

9. Sylvia Wilson (1979-82) — 1,713

SEASON	GP-GS	FGM-FGA	PCT	3PM-3PA	PCT	FTM-FTA	PCT	REB-AVG	AST	BLK	STL	PTS-AVG
1979-80	33-30	232-438	.530	—	—	56-103	.544	344-10.4	24	80	56	520-15.8
1980-81	38-37	268-568	.472	—	—	134-222	.604	449-11.8	17	61	53	670-17.6
1981-82	28-27	221-503	.439	—	—	81-131	.618	322-11.5	21	57	45	523-18.7
TOTAL	99-94	721-1509	.478	—	—	271-456	.594	1115-11.3	62	198	154	1,713-17.3

10. Chanivia Broussard (2000-04) — 1,482

SEASON	GP-GS	FGM-FGA	PCT	3PM-3PA	PCT	FTM-FTA	PCT	REB-AVG	AST	BLK	STL	PTS-AVG
2000-01	27-22	158-369	.428	4-15	.267	36-74	.486	152-25.6	22	32	46	356-13.2
2001-02	29-20	173-407	.425	13-51	.255	54-85	.635	124-4.3	27	35	57	413-14.2
2002-03	29-5	115-263	.437	8-31	.258	35-69	.507	126-4.3	31	32	35	273-9.4
2003-04	29-28	175-359	.487	3-15	.200	87-127	.685	181-6.2	48	33	64	440-15.2
TOTAL	114-75	621-1398	.444	28-112	.250	212-355	.597	583-5.1	128	132	202	1,482-13.0

11. Kym Hope (1995-99) — 1,462

SEASON	GP-GS	FGM-FGA	PCT	3PM-3PA	PCT	FTM-FTA	PCT	REB-AVG	AST	BLK	STL	PTS-AVG
1995-96	26-0	28-68	.412	0-0	.000	28-52	.538	95-3.7	11	16	17	84-3.2
1996-97	29-29	143-265	.540	0-2	.000	81-117	.692	234-8.1	33	53	45	367-12.7
1997-98	29-29	191-358	.534	1-1	1.000	128-166	-.771	306-10.6	53	33	56	511-17.6
1998-99	29-29	184-348	.529	0-3	.000	132-163	.810	253-8.7	52	62	54	500-17.2
TOTAL	113-87	546-1039	.526	0-3	.000	369-498	.741	888-7.9	149	164	172	1,462-12.9

12. Vicki Plowden (1990-93) — 1,404

SEASON	GP-GS	FGM-FGA	PCT	3PM-3PA	PCT	FTM-FTA	PCT	REB-AVG	AST	BLK	STL	PTS-AVG
1990-91	28-27	194-360	.539	0-0	.000	67-108	.620	281-10.0	18	27	53	455-16.3
1991-92	32-32	194-377	.515	1-2	.500	87-144	.604	265-8.3	17	41	35	476-14.9
1992-93	31-31	191-418	.457	2-5	.400	89-143	.622	311-10.0	44	40	64	473-15.3
TOTAL	91-90	579-1155	.501	3-7	.429	243-395	.615	857-9.4	79	108	152	1,404-15.4

13. Morgan Stroman (2009-13) — 1,371

SEASON	GP-GS	FGM-FGA	PCT	3PM-3PA	PCT	FTM-FTA	PCT	REB-AVG	AST	BLK	STL	PTS-AVG
2009-10	36-21	83-201	.413	0-1	.000	97-136	.713	211-5.9	38	24	64	263-7.3
2010-11	33-33	164-316	.519	1-6	.167	121-187	.647	270-8.2	69	29	109	450-13.6
2011-12	19-19	93-168	.554	1-2	.500	58-79	.734	124-6.5	25	8	42	245-12.9
2012-13	32-32	143-301	.475	0-7	.000	127-183	.694	281-8.8	65	39	57	413-12.9
TOTAL	120-105	483-986	.490	2-15	.133	403-585	.688	886-7.4	197	100	272	1,371-11.4

14. Robin Harmony (1980-84) — 1,308

SEASON	GP-GS	FGM-FGA	PCT	3PM-3PA	PCT	FTM-FTA	PCT	REB-AVG	AST	BLK	STL	PTS-AVG
1980-81	38-31	159-404	.394	—	—	48-76	.632	174-4.6	139	16	100	366-9.6
1981-82	29-29	133-325	.409	—	—	29-44	.659	193-6.7	127	13	56	295-10.2
1982-83	27-27	120-264	.455	—	—	35-57	.614	218-8.1	67	11	60	275-10.2
1983-84	31-31	163-385	.423	—	—	46-70	.657	175-5.6	115	18	98	372-12.0
TOTAL	125-118	575-1378	.417	—	—	158-247	.640	760-6.1	448	58	314	1,308-10.5

15. Desma Thomas (1992-94; 1995-97) — 1,284

SEASON	GP-GS	FGM-FGA	PCT	3PM-3PA	PCT	FTM-FTA	PCT	REB-AVG	AST	BLK	STL	PTS-AVG
1992-93	30-6	36-107	.336	0-4	.000	36-65	.554	87-2.9	13	8	20	108-3.6
1993-94	25-24	110-351	.313	25-88	.288	106-156	.679	195-7.8	47	20	37	351-14.0
1994-95	DNP											
1995-96	27-27	120-339	.354	46-155	.297	92-134	.687	134-5.0	72	21	60	378-14.0
1996-97	29-29	135-355	.380	81-216	.375	96-120	.800	136-4.7	64	9	60	447-15.4
TOTAL	111-86	401-1152	.348	152-463	.328	330-475	.695	552-5.0	196	58	177	1,284-11.6

16. Jessica Thomas (1992-2013-17) — 1,281

SEASON	GP-GS	FGM-FGA	PCT	3PM-3PA	PCT	FTM-FTA	PCT	REB-AVG	AST	BLK	STL	PTS-AVG
2013-14	31-2	52-152	.342	24-92	.261	30-41	.732	58-1.9	50	3	27	158-5.1
2014-15	33-32	106-309	.343	45-155	.290	50-68	.735	88-2.7	74	2	41	307-9.3
2015-16	33-33	139-363	.383	64-181	.354	45-73	.616	122-3.7	120	6	50	387-11.7
2016-17	33-33	138-374	.369	46-158	.291	107-137	.781	79-2.4	130	2	52	429-13.0
TOTAL	130-100	435-1198	.363	179-586	.305	232-319	.727	347-2.7	374	13	170	1,281-9.9

HISTORY & RECORDS

1,000 POINTS CLUB

17. Stefanie Yderstrom (2009-13) — 1,203

SEASON	GP-GS	FGM-FGA	PCT	3PM-3PA	PCT	FTM-FTA	PCT	REB-AVG	AST	BLK	STL	PTS-AVG
2009-10	30-17	78-245	.318	47-159	.296	22-26	.846	44-1.5	64	10	26	225-7.5
2010-11	33-33	83-255	.325	53-172	.308	45-54	.833	75-2.3	88	7	44	264-8.0
2011-12	32-32	113-299	.378	68-195	.349	46-54	.852	49-1.5	54	5	36	340-10.6
2012-13	32-32	123-362	.340	60-164	.366	68-77	.883	43-1.3	75	2	41	374-11.7
TOTAL	127-114	397-1161	.342	228-690	.330	181-211	.860	211-1.7	281	24	147	1,203-9.5

18. Wendy Foote (1974-78) — 1,174

SEASON	GP-GS	FGM-FGA	PCT	3PM-3PA	PCT	FTM-FTA	PCT	REB-AVG	AST	BLK	STL	PTS-AVG
1974-75	13	102	—	—	—	36-72	.500	—	—	—	—	240-18.5
1975-76	15	103	—	—	—	30-59	.508	—	—	—	—	236-15.7
1976-77	18	115	—	—	—	45-68	.662	—	—	—	—	295-16.4
1977-78	16	160	—	—	—	83-119	.697	—	—	—	—	403-25.2
TOTAL	62	480	—	—	—	194-318	.610	—	—	—	—	1,174-18.9

19. Hope Butler (1984-88) — 1,157

SEASON	GP-GS	FGM-FGA	PCT	3PM-3PA	PCT	FTM-FTA	PCT	REB-AVG	AST	BLK	STL	PTS-AVG
1984-85	17-0	19-40	.475	—	—	22-35	.629	64-3.8	9	1	14	60-3.5
1985-86	27-24	106-227	.467	—	—	27-48	.563	148-5.5	30	4	43	239-8.9
1986-87	30-30	211-421	.501	—	—	77-125	.616	266-8.9	36	2	82	499-16.6
1987-88	27-25	145-273	.531	0-1	.000	69-98	.704	216-8.0	49	2	51	359-13.3
TOTAL	101-79	481-961	.501	0-1	.000	195-306	.637	694-6.9	124	9	190	1,157-11.5

20. Cordelia Fulmore (1983-85) — 1,142

SEASON	GP-GS	FGM-FGA	PCT	3PM-3PA	PCT	FTM-FTA	PCT	REB-AVG	AST	BLK	STL	PTS-AVG
1983-84	31-31	258-479	.539	—	—	90-141	.638	359-11.6	46	17	88	606-19.5
1984-85	28-28	228-417	.548	—	—	80-123	.650	250-8.9	73	25	100	536-19.1
TOTAL	59-59	486-896	.542	—	—	170-264	.644	609-10.3	119	42	188	1,142-19.4

21. Keyona Hayes (2012-14; 2015-17) — 1,141

SEASON	GP-GS	FGM-FGA	PCT	3PM-3PA	PCT	FTM-FTA	PCT	REB-AVG	AST	BLK	STL	PTS-AVG
2012-13	32-0	67-154	.435	0-1	.000	40-59	.678	166-5.2	12	18	25	174-5.4
2013-14	31-23	127-251	.506	3-11	.273	70-104	.673	203-6.5	34	18	39	327-10.5
2014-15	DNP											
2015-16	33-31	130-243	.535	6-18	.333	35-52	.673	183-5.5	51	10	42	301-9.1
2016-17	33-32	135-250	.540	6-18	.333	63-99	.636	202-6.1	40	22	28	339-10.3
TOTAL	129-86	459-898	.511	15-48	.313	208-314	.662	754-5.8	137	68	134	1141-8.8

22. Yalonda McCormick (2001-05) — 1,072

SEASON	GP-GS	FGM-FGA	PCT	3PM-3PA	PCT	FTM-FTA	PCT	REB-AVG	AST	BLK	STL	PTS-AVG
2001-02	17-0	21-72	.292	1-9	.111	7-11	.636	22-1.3	30	0	9	50-2.9
2002-03	31-31	125-300	.417	17-52	.327	49-69	.710	98-3.2	185	7	100	316-10.2
2003-04	29-29	126-333	.378	52-145	.359	50-65	.769	114-3.9	157	11	93	354-12.2
2004-05	28-27	139-369	.377	40-136	.294	34-53	.642	117-4.2	167	7	78	352-12.6
TOTAL	105-87	411-1074	.383	110-342	.322	140-198	.707	351-3.3	539	25	280	1,072-10.2

23. Jennifer Jordan (1994-96; 1997-99) — 1,050

SEASON	GP-GS	FGM-FGA	PCT	3PM-3PA	PCT	FTM-FTA	PCT	REB-AVG	AST	BLK	STL	PTS-AVG
1994-95	26-7	51-113	.451	0-0	.000	69-99	.697	122-4.7	6	3	26	171-6.6
1995-96	26-23	110-195	.564	0-0	.000	84-126	.667	173-6.7	13	7	34	304-11.7
1996-97	DNP											
1997-98	28-4	65-131	.496	0-0	.000	55-83	.663	85-3.0	7	1	18	185-6.6
1998-99	29-29	139-283	.491	0-0	.000	112-157	.713	200-6.9	15	6	31	390-13.4
TOTAL	109-63	365-722	.506	0-0	.000	320-465	.688	580-5.3	41	17	109	1,050-9.6

24. Cassandra Wimes (1994-96; 1997-99) — 1,034

SEASON	GP-GS	FGM-FGA	PCT	3PM-3PA	PCT	FTM-FTA	PCT	REB-AVG	AST	BLK	STL	PTS-AVG
1994-95	26-7	51-113	.451	0-0	.000	69-99	.697	122-4.7	6	3	26	171-6.6
1995-96	26-23	110-195	.564	0-0	.000	84-126	.667	173-6.7	13	7	34	304-11.7
1996-97	DNP											
1997-98	24-13	82-202	.406	21-62	.339	37-47	.787	67-2.8	23	5	36	222-9.3
1998-99	29-29	128-336	.381	23-80	.288	58-82	.707	106-3.7	51	8	47	337-11.6
TOTAL	105-72	371-846	.439	44-142	.310	248-354	.701	468-4.5	93	23	143	1,034-9.8

HISTORY & RECORDS

1,000 POINTS CLUB

25. Meghan Saake (1999-03) — 1,030

SEASON	GP-GS	FG-FGA	PCT	3PM-3PA	PCT	FTM-FTA	PCT	REB-AVG	AST	BLK	STL	PTS-AVG
1999-00	29-29	85-250	.340	2-19	.105	22-55	.400	115-4.0	71	18	49	194-6.7
2000-01	27-27	62-186	.343	5-28	.179	44-70	.618	120-4.5	99	16	74	173-6.6
2001-02	31-31	139-348	.401	30-94	.322	38-50	.760	152-4.9	125	25	121	346-11.2
2002-03	31-31	118-299	.395	30-94	.319	51-67	.761	120-3.9	108	36	114	317-10.2
TOTAL	118-118	404-1083	.373	67-243	.275	160-242	.661	507-4.3	403	95	358	1,030-8.7

26. Renee Taylor (2005-07) — 1,025

SEASON	GP-GS	FG-FGA	PCT	3PM-3PA	PCT	FTM-FTA	PCT	REB-AVG	AST	BLK	STL	PTS-AVG
2005-06	30-29	153-387	.298	49-150	.327	112-134	.836	77-2.6	115	0	71	467-15.6
2006-07	30-29	180-468	.385	69-227	.304	129-153	.843	79-2.6	63	1	63	558-18.6
TOTAL	60-58	333-852	.391	118-377	.313	241-287	.840	156-2.6	178	1	134	1,025-17.1

ALL-TIME RESULTS

1972-73

Record: 2-6 (1-1 H, 1-3 A, 0-2 N)

Head Coach: Barry Schimer

Date	W/L	Opponent	Score
J9	L	MIAMI-DADE NORTH	37-21
J12	W	at Broward Central	36-26
F8	L	at Miami-Dade South	56-26
F13	W	BROWARD CENTRAL	41-25
F15	L	at Barry College	51-45
F22	L	at Miami-Dade North	47-36
F26	L	vs. Florida Tech*	38-31
F27	L	vs. Florida A&M*	55-47

* - FAIAW State Championship Tournament (Miami, Fla.)

1973-74

Record: 6-3 (2-0 H, 4-1 A, 0-2 N)

Head Coach: Barry Schimer

Date	W/L	Opponent	Score
J30	W	at Broward Central	43-27
F1	W	at Barry College	44-41
F12	W	at Miami-Dade South	48-47
F13	W	at Miami-Dade North	29-23
F18	L	at Miami-Dade North	38-36
F19	W	BARRY COLLEGE	41-33
F21	W	BROWARD CENTRAL	44-28
F26	L	vs. Flagler*	74-38
F27	L	vs. Florida Tech*	41-36

* FAIAW State Championship Tournament (Miami, Fla.)

1974-75

Record: 8-6 (3-0 H, 3-2 A, 2-4 N)

Head Coach: Barry Schimer

Date	W/L	Opponent	Score
NA	W	at Miami-Dade Downtown	65-21
NA	W	MIAMI-DADE DOWNTOWN	58-26
NA	L	at Flagler^	62-49
NA	L	vs. Florida^	58-45
NA	L	vs. Miami-Dade North^	65-49
NA	W	MIAMI-DADE NORTH	44-38
NA	W	at Broward Central	49-19
NA	W	BROWARD CENTRAL	61-26
NA	W	at Miami-Dade South	60-52
NA	L	at Miami-Dade North	54-46
NA	L	vs. Florida*	67-32
NA	W	vs. Florida A&M*	59-38
NA	W	vs. Florida Tech*	53-32
NA	L	vs. Florida State*	59-45

^ Flagler Invitational (St. Augustine, Fla.)

* FAIAW State Championship Tournament (Lake City, Fla.)

1975-76

Record: 7-13 (3-4 H, 2-4 A, 2-5 N)

Head Coach: Shula Feuer

Date	W/L	Opponent	Score
J3	L	MARYMACK (MO)	63-53
J14	W	HOMESTEAD AFB	100-20
J17	L	FLORIDA TECH	60-57
J20	L	at Miami-Dade South	49-40
J22	W	at Miami-Dade Downtown	74-54
J27	L	MIAMI-DADE NORTH	80-58
J29	W	FIU	56-38
F2	L	at Broward Central	69-65
F3	W	MIAMI-DADE DOWNTOWN	71-38
F6	W	vs. USF^	59-52
F7	L	vs. Miami-Dade South^	62-60
F7	W	vs. Florida Tech^	60-55
F9	L	at Florida	103-53
F11	L	at Miami-Dade North	64-49
F17	L	FIU	57-50
F20	L	vs. Florida&	83-41
F21	L	vs. Broward Central&	91-65
F23	W	at Homestead AFB	63-50
F26	L	vs. FIU*	59-57
F27	L	vs. USF*	71-46

^ Flagler Invitational (St. Augustine, Fla.)

& Miami-Dade North CC Invitational (Miami, Fla.)

* FAIAW State Championship Tournament (Lake City, Fla.)

1976-77

Record: 9-11 (8-3 H, 1-6 A, 0-2 N)

Head Coach: Shula Feuer

Date	W/L	Opponent	Score
J9	W	MANHATTANVILLE	48-46
J13	W	at Miami-Dade Downtown	75-56
J24	L	at Miami-Dade North	106-69
J26	W	MIAMI-DADE SOUTH	42-39
J28	L	at USF	59-46
J29	L	at Tampa	50-45
F1	L	at FIU	57-49
F4	L	at Broward Central	69-59
F6	W	STETSON	74-59
F7	L	at Miami-Dade South	56-50
F8	L	FLORIDA	75-28
F10	W	MIAMI-DADE DOWNTOWN	67-45
F14	W	FIU	73-65
F16	W	BROWARD CENTRAL	75-64
F18	L	vs. Broward Central&	72-65
F19	L	vs. FIU&	52-48
F22	W	MIAMI-DADE NORTH	75-68
F24	W	FIU*	64-51
F25	L	FLORIDA*	73-41
F26	L	FIU*	66-58

& Miami-Dade North CC Invitational (Miami, Fla.)

* FAIAW State Championship Tournament (Coral Gables, Fla.)

HISTORY & RECORDS

ALL-TIME RESULTS

1977-78

Record: 8-8 (3-2 H, 3-3 A, 2-3 N)

Head Coach: Isabella Hutchinson

Date	W/L	Opponent	Score
J16	W	at Miami-Dade New World	63-57
J20	W	MIAMI-DADE SOUTH	73-69
J23	W	FIU	71-42
J25	W	at Miami-Dade North	88-34
J27	L	USF	71-65
J28	L	at Florida	84-47
F1	L	at Broward Central	59-47
F7	L	at Miami-Dade South	53-46
F8	W	at FIU	54-50
F13	W	MIA-DADE NEW WORLD	67-41
F17	W	vs. Miami-Dade New World&	54-41
F18	W	vs. FIU&	50-43
F18	L	vs. Miami-Dade South&	69-59
F21	L	BROWARD CENTRAL	70-62
F23	L	vs. Florida*	76-55
F24	L	vs. Florida State*	66-56

& Miami-Dade North CC Invitational (Miami, Fla.)

*FAIAW State Championship Tournament (Tampa, Fla.)

1978-79

Record: 10-13 (5-3 H, 4-5 A, 1-5 N)

Head Coach: Lin Dunn

Date	W/L	Opponent	Score
NA	L	at Broward Central	77-61
NA	L	at Florida State	79-53
NA	L	at Florida A&M	67-37
NA	W	MIAMI-DADE NEW WORLD	52-35
NA	W	at Tampa	56-49
NA	L	at USF	72-33
NA	W	MIAMI-DADE NORTH	74-42
NA	L	vs. UCF^	69-51
NA	L	vs. Stetson^	66-57
NA	L	BROWARD CENTRAL	93-82
NA	W	MIAMI-DADE SOUTH	66-60
NA	L	FLORIDA STATE	74-64
NA	W	FIU	74-44
NA	L	FLORIDA A&M	90-58
NA	L	at Stetson	60-44
NA	W	FIU	86-58
NA	W	at Miami-Dade North	97-61
NA	L	vs. Broward Central&	81-58
NA	W	vs. Miami-Dade New World&	79-54
NA	W	at Miami-Dade North&	86-44
NA	W	at Miami-Dade New World	81-63
NA	L	vs. Florida State*	73-57
NA	L	vs. USF*	85-45

^ Flagler Invitational (St. Augustine, Fla.)

& Miami-Dade North CC Invitational (Miami, Fla.)

*FAIAW State Championship Tournament (Orlando, Fla.)

1979-80

Record: 18-16 (9-7 H, 7-6 A, 2-3 N)

Head Coach: Lin Dunn

Date	W/L	Opponent	Score
N28	W	at Broward Central	101-38
D1	W	MIAMI-DADE NORTH	77-56
D8	W	at Miami-Dade North	90-66
D10	W	at Miami-Dade New World	98-35
D11	W	MIAMI-DADE SOUTH	84-71
D14	L	FLORIDA STATE	82-64
D17	L	ORAL ROBERTS	68-58
D31	L	KANSAS	101-62
J1	L	LAMAR	78-56
J2	L	EDINBORO STATE	70-62
J4	L	ALABAMA	73-61
J6	W	UPPER IOWA	70-39
J7	W	ARMY WEST POINT	73-62
J10	W	MIAMI-DADE NEW WORLD	89-54
J12	L	FLORIDA	80-71
J15	W	FIU	98-41
J18	L	at Florida Southern	71-69
J19	W	at USF	84-72
J22	L	at Florida State	93-74
J26	L	vs. USF^	81-76
J27	W	at Flagler^	74-73
F2	W	USF	72-55
F5	W	FIU	83-35
F8	L	at Stetson	72-50
F9	L	at UCF	57-56
F12	W	BROWARD CENTRAL	104-35
F14	W	vs. Miami-Dade New World&	85-19
F15	W	at Miami-Dade North&	55-52
F16	W	vs. Flagler&	64-62
F18	L	at Florida	77-66
F20	L	vs. Florida*	81-66
F21	W	at USF*	84-77
F22	L	vs. Florida State*	72-61
F28	L	at Miami-Dade South	60-57

^ Flagler Invitational (St. Augustine, Fla.)

& Miami-Dade North CC Invitational (Miami, Fla.)

*FAIAW State Championship Tournament (Tampa, Fla.)

1980-81

Record: 24-15 (17-6 H, 4-7 A, 3-2 N)

Head Coach: Lin Dunn

Date	W/L	Opponent	Score
N17	W	BROWARD CENTRAL	87-49
N21	L	at UAB^	79-63
N22	L	vs. South Alabama*	74-51
N24	W	USF	78-60
D2	W	MIAMI-DADE SOUTH	75-51
D6	L	at Florida State	87-73
D7	L	at Florida A&M	72-50
D10	W	MIAMI-DADE NEW WORLD	82-55
D15	W	GEORGIA TECH	86-80
D28	W	WEST VIRGINIA\$	(OT) 89-87
D29	L	JACKSON STATE\$	71-45
D30	W	MIDDLE TENNESSEE\$	80-74
J1	W	WEST KENTUCKY%	76-65
J2	L	DRAKE%	101-63
J4	L	ST. JOSEPH'S%	73-52
J5	L	AUBURN	78-72
J9	W	at USF	59-41
J10	L	at Florida	84-55

ALL-TIME RESULTS

J16	L	at NC State	97-50
J17	L	vs. North Carolina+	75-61
J20	W	BETHUNE-COOKMAN (forfeit)	2-0
J22	W	MIAMI-DADE NORTH	80-60
J23	L	UAB	83-71
J27	W	FIU	109-56
J31	L	FLORIDA STATE	62-55
F3	L	at Miami-Dade South	63-60
F6	W	UCF	86-75
F7	W	FLORIDA	75-64
F10	W	at Miami-Dade New World	72-57
F13	W	at Broward Central	69-50
F14	W	STETSON	70-58
F15	W	DAYTON	62-58
F20	W	FLORIDA A&M	79-47
F21	W	FIU	84-56
F23	W	at Miami-Dade North	58-48
F26	W	vs. USF&	69-47
F27	W	vs. Florida State&	79-70
F28	W	vs. Florida&	65-59
M5	L	at Southern Miss@	80-75

^ UAB Invitational (Birmingham, Ala.)
 \$ Hurricane Christmas Classic (Coral Gables, Fla.)
 % Hurricane New Year's Classic (Coral Gables, Fla.)
 + at North Carolina State (Raleigh, N.C.)
 & FAIAW State Championship Tournament (Daytona Beach, Fla.)
 @ AIAW Region III Championships (Hattiesburg, Miss.)

1981-82

Record: 19-10 (11-3 H, 5-4 A, 3-3 N)

Head Coach: Lin Dunn

Date	W/L	Opponent	Score
N23	W	USF	87-52
N27	W	at Florida Memorial	75-47
D5	W	FLORIDA	87-85
D12	L	FLORIDA STATE	77-74
D15	W	vs. UCF#	66-63
D17	W	vs. Carson-Newman#	88-73
D19	L	vs. Clemson#	74-59
D29	L	GEORGIA STATE\$	63-60
D30	W	MERCER\$	68-67
J2	W	EAST CAROLINA^	60-56
J4	W	AUSTIN PEAY^	74-52
J5	L	EAST TENNESSEE^	70-44
J9	W	HOUSTON	64-47
J11	W	at FIU	78-59
J15	W	at Stetson	95-65
J16	W	at USF	60-48
J20	L	at Florida	80-73
J26	W	FIU	69-66
J28	W	FLORIDA MEMORIAL	100-54
J30	W	TAMPA	81-33
F1	W	FLORIDA A&M	66-62
F6	W	STETSON	75-67
F13	L	at Florida State	66-52
F15	L	at Florida A&M	69-64
F20	L	at Georgia	91-51
F22	W	at Georgia State	72-66
M4	W	vs. Stetson&	75-60
M5	L	vs. Florida State&	84-80
M7	L	vs. Delta State@	81-66

South Florida Invitational (Tampa, Fla.)
 \$ Hurricane Christmas Classic (Coral Gables, Fla.)
 ^ Hurricane New Year's Classic (Coral Gables, Fla.)

& FAIAW State Championship Tournament (Daytona Beach, Fla.)
 @ AIAW Region III Championships (Tallahassee, Fla.)

1982-83

Record: 14-13 (8-5 H, 3-6 A, 3-2 N)

Head Coach: Lin Dunn

Date	W/L	Opponent	Score
N19	W	FLORIDA MEMORIAL	88-40
D4	L	at FIU	89-73
D11	W	at USF	75-63
D14	W	LAWRENCE	74-34
D15	L	vs. UT Martin@	85-81
D17	L	vs. Ohio State#	91-63
D18	W	vs. Tampa#	77-68
D19	L	vs. Georgia State#	83-69
D28	L	FAIRFIELD\$	76-71
D30	L	NEBRASKA\$	76-74
D31	W	PITTSBURGH\$	(2OT) 79-75
J2	W	MILLIKIN%	66-62
J3	W	ROBERT MORRIS%	56-45
J4	W	WESTERN ILLINOIS%	80-63
J7	W	vs. Georgia State^	71-66
J8	W	vs. Wake Forest^	81-65
J14	W	at Stetson	77-64
J17	W	at Florida Memorial	89-71
J22	L	at Florida A&M	65-58
J24	L	at UCF	70-60
J28	W	RICE	87-57
F5	W	STETSON	83-61
F12	L	at USF	64-63
F14	L	at Florida	78-64
F18	L	FLORIDA A&M	(OT) 80-78
F28	L	SOUTH CAROLINA	66-56
M2	L	FIU	63-53

@ at Stetson (DeLand, Fla.)
 # South Florida Invitational (Tampa, Fla.)
 \$ Hurricane Christmas Classic (Coral Gables, Fla.)
 % Hurricane New Year's Classic (Coral Gables, Fla.)
 ^ Stetson Hatter Classic (DeLand, Fla.)

1983-84

Record: 19-12 (11-3 H, 6-5 A, 2-4 N)

Head Coach: Lin Dunn

Date	W/L	Opponent	Score
N18	W	FLORIDA MEMORIAL	76-56
N25	L	vs. North Carolina#	77-65
N26	L	at NC State	60-54
D2	W	LAMAR	71-62
D3	L	SOUTH CAROLINA STATE	73-69
D7	W	USF	81-64
D11	L	at Florida	78-58
D17	W	TAMPA	82-57
D28	L	PROVIDENCE\$	70-60
D29	W	AUGUSTANA\$	77-50
D31	W	TOLEDO\$	88-77
J1	W	NORTH DAKOTA STATE\$	64-61
J2	W	WEST KENTUCKY\$	65-58
J4	W	MEMPHIS STATE\$	76-73
J6	W	vs. SW Louisiana%	84-78
J7	W	at Stetson%	89-54
J13	L	at Florida State^	76-64
J14	L	vs. Temple^	87-69

HISTORY & RECORDS

ALL-TIME RESULTS

J20	W	at USF	88-68
J24	W	FIU	82-64
J28	W	STETSON	79-52
F2	L	at St. John's	79-69
F4	W	at Rutgers	63-58
F6	L	FLORIDA	55-53
F10	W	at Tampa	73-64
F11	W	at Stetson	80-62
F14	W	at Florida Memorial	75-43
F22	L	vs. Idaho*	68-66
F24	L	vs. Georgia State*	88-79
F26	W	vs. Pepperdine*	67-43
M3	L	at FIU	(2OT) 83-81

at North Carolina State (Raleigh, N.C.)
 \$ Miami Masonic Classic (Coral Gables, Fla.)
 % Stetson Hatter Classic (DeLand, Fla.)
 ^ Florida State Invitational (Tallahassee, Fla.)
 * Alaska Northern Lights Invitational (Anchorage, Alaska)

1984-85

Record: 21-7 (16-1 H, 4-4 A, 1-2 N)

Head Coach: Lin Dunn

Date	W/L	Opponent	Score
N23	L	vs. Arkansas#	79-58
N24	L	vs. Eastern Kentucky#	81-74
N26	W	vs. New Orleans\$	77-57
N27	L	at Memphis State\$	91-74
D7	W	at USF	68-62
D15	W	FLORIDA STATE	79-65
D20	W	DARTMOUTH	62-52
D27	W	CLEVELAND STATE%	95-48
D28	W	ST. JOHN'S%	73-59
D30	W	MICHIGAN STATE%	78-68
D31	W	PURDUE%	69-64
J2	W	ST. JOSEPH'S*	68-65
J4	W	MURRAY STATE*	73-62
J5	W	MISSOURI*	82-81
J8	W	FORDHAM	92-73
J11	W	LAMAR	89-54
J14	L	at Florida	85-68
J16	L	LOUISIANA STATE	67-62
J21	W	at Stetson	68-58
J25	W	USF	91-65
F7	L	at FIU	73-72
F9	W	at Texas A&M	75-62
F11	L	at Houston	83-68
F16	W	STETSON	77-46
F18	W	FLORIDA	68-53
F25	W	at Florida State	74-67
F26	W	EVANSVILLE	61-60
M4	W	FIU	81-73

Sunshine State Classic (Orlando, Fla.)
 \$ Memphis Classic (Memphis, Tenn.)
 % Women's Court Christmas Classic (Coral Gables, Fla.)
 * Women's Court New Year's Classic (Coral Gables, Fla.)

1985-86

Record: 9-18 (6-7 H, 1-8 A, 2-3 N)

Head Coach: Lin Dunn

Date	W/L	Opponent	Score
N29	L	vs. Iowa*	83-63
N30	W	vs. Baylor*	64-55
D4	W	UCF	62-61
D6	L	GRAMBLING STATE	81-75
D13	W	vs. BYU#	78-74
D14	L	at Illinois#	73-47
D17	W	MERCER	71-57
D19	L	EAST CAROLINA	58-43
D29	W	SAN DIEGO STATE@	88-51
D30	L	NE LOUISIANA@	88-62
D31	L	MISSISSIPPI@	79-61
J3	L	FAIRFIELD%	71-68
J4	W	DAYTON%	76-62
J5	L	NOTRE DAME%	59-53
J10	L	vs. Louisiana State\$	94-54
J11	L	vs. Rhode Island\$	66-65
J13	L	at Old Dominion	86-64
J15	L	at Florida	79-58
J25	L	at Louisiana Tech	81-40
J27	L	at Auburn	92-46
F8	L	at Kentucky	108-53
F10	L	at Iowa	75-46
F15	W	at USF	82-59
F17	L	at #1 Texas	112-43
F24	W	FLORIDA	70-45
M1	W	USF	53-48
M4	L	FIU	81-52

* Louisiana State Classic (Baton Rouge, La.)
 # Illini Classic (Champaign, Ill.)
 @ Orange Bowl/Burger King Invitational (Coral Gables, Fla.)
 % Burger King Classic (Coral Gables, Fla.)
 \$ Lady Pirate Classic (Greenville, N.C.)

1986-87

Record: 15-15 (9-6 H, 3-4 A, 3-5 N)

Head Coach: Lin Dunn

Date	W/L	Opponent	Score
N28	W	vs. Monmouth*	82-73
N29	L	vs. Purdue*	69-68
D4	W	GRAMBLING STATE	67-65
D6	L	KENTUCKY	71-55
D13	L	at Florida	81-73
D15	L	FLORIDA STATE	75-74
D19	L	at Michigan State#	63-52
D20	L	vs. BYU#	82-80
D22	W	MINNESOTA	77-64
D27	L	OHIO STATE@	79-75
D28	W	TEMPLE@	77-70
D29	L	NORTH CAROLINA@	89-71
J2	W	vs. Holy Cross%	83-76
J3	L	vs. Auburn%	98-55
J4	L	vs. Maryland%	84-64
J14	W	UMES	82-61
J17	L	at USF	84-62
J21	W	STETSON	77-65
J29	W	at Florida State	80-73
F7	W	at Notre Dame	62-61
F9	L	at Northern Illinois	77-72
F14	W	USF	80-61
F18	L	FIU	78-71

HISTORY & RECORDS

ALL-TIME RESULTS

F22	W	FLORIDA	78-66
F27	L	vs. Mississippi State\$	81-67
F28	W	vs. Gonzaga\$	79-52
M1	W	at Alaska-Anchorage\$	71-62
M5	L	LOUISIANA TECH	76-58
M7	W	TULANE	76-72
M9	W	FLORIDA ATLANTIC	59-43

* FIU Thanksgiving Classic (Miami, Fla.)
 # Michigan State Christmas Tournament (East Lansing, Mich.)
 @ Burger King/Orange Bowl Invitational (Coral Gables, Fla.)
 % Miami Burger King Classic (Miami, Fla.)
 \$ Northern Lights Invitational (Anchorage, Alaska)

1987-88

Record: 14-13 (7-6 H, 5-7 A, 2-0 N)

Head Coach: Ken Patrick

Date	W/L	Opponent	Score
N27	W	vs. Howard#	81-58
N28	L	at Minnesota#	76-72
D1	W	BETHUNE-COOKMAN	90-55
D12	W	at Florida	69-68
D19	W	FLORIDA	84-75
D21	W	vs. Mercer+	93-62
D28	L	VIRGINIA%	78-69
D29	L	AUBURN%	96-48
D30	L	ILLINOIS%	85-83
J7	L	NOTRE DAME	83-68
J9	L	OLD DOMINION	93-79
J11	W	FLORIDA A&M	104-86
J13	L	at Maine	76-56
J20	W	at UCF	93-82
J27	L	at Arizona	78-71
J28	L	at Arizona State	78-74
J31	W	USF	82-71
F4	L	at Florida A&M	89-88
F6	W	NORTHERN ILLINOIS	88-80
F8	W	at Stetson	67-63
F13	L	FIU	79-69
F15	W	FLORIDA ATLANTIC	87-66
F20	L	at Bethune-Cookman	80-72
F23	L	at FIU	79-70
F25	W	UCF	103-87
F29	W	at North Carolina	75-69
M6	W	at USF	76-60

Minnesota Dial Classic (Minneapolis, Minn.)
 + at Coral Springs, Fla.
 % Burger King/Orange Bowl Invitational (Coral Gables, Fla.)

1988-89

Record: 21-8 (11-1 H, 7-7 A, 3-0 N)

Head Coach: Ferne Labati

Date	W/L	Opponent	Score
N25	W	vs. SW Missouri State*	90-71
N26	W	vs. Florida State*	96-85
D2	L	at Houston#	(OT) 81-76
D3	W	vs. Northwestern State#	92-89
D6	W	at Bethune-Cookman	77-65
D11	W	FLORIDA STATE	88-79
D19	W	FLORIDA A&M	103-64
D29	W	OKLAHOMA\$	69-66
D30	L	SYRACUSE\$	78-62
J4	L	at Purdue	79-65
J8	W	at Detroit	74-61

J9	W	at Toledo	66-52
J11	W	at Louisville	59-58
J14	W	USF	77-74
J16	L	at Florida	75-61
J21	W	at Florida A&M	73-66
J24	W	FLORIDA%	75-67
J28	L	at Rutgers	97-64
J31	W	FIU	83-76
F2	W	at Mercer	75-47
F4	L	at Auburn	73-44
F6	W	BARRY	85-36
F11	W	UCF	94-69
F13	W	STETSON	69-63
F18	W	FLORIDA ATLANTIC	94-77
F22	W	BETHUNE-COOKMAN	72-55
F24	W	at FIU	100-85
M4	L	at USF	85-82
M15	L	at Oklahoma State!	93-69

* - Lady Sunshine Tournament (Tallahassee, Fla.)
 # Lady Cougar Classic (Houston, Texas)
 \$ Burger King/Pepsi Classic (Coral Gables, Fla.)
 % at Miami Arena (Miami, Fla.)
 ! NCAA Tournament (Stillwater, Okla.)

1989-90

Record: 25-6 (13-1 H, 8-1 A, 4-4 N)

Head Coach: Ferne Labati

Date	W/L	Opponent	Score
N29	W	FLORIDA	76-61
D1	W	NIAGARA\$	88-52
D2	W	ARIZONA\$	85-65
D6	W	at Florida A&M	77-70
D8	W	vs. Temple%	79-73
D9	L	vs. Kentucky%	80-71
D16	W	ILLINOIS-CHICAGO	70-41
D27	W	CLEVELAND STATE*	81-53
D28	W	MICHIGAN*	72-64
D29	L	WASHINGTON*	85-68
J3	W	vs. Dist. of Columbia@	79-47
J4	W	vs. James Madison@	72-53
J5	L	vs. Stephen F. Austin@	69-62
J9	W	at Massachusetts	76-58
J11	W	at Boston University	87-69
J13	W	at Stetson	88-69
J16	W	at Florida	85-73
J18	W	at USF	89-72
J22	W	FLORIDA A&M	90-56
J25	W	at Bethune-Cookman	76-26
F1	W	FIU	71-64
F5	W	BETHUNE-COOKMAN	76-43
F9	W	UMKC	70-58
F10	W	UCF	96-74
F17	L	at Florida State	95-66
F19	W	MERCER	84-62
F23	W	at FIU	94-76
M3	W	USF	72-59
M22	W	vs. Illinois State!	85-83
M23	L	vs. Kentucky!	80-68
M24	L	vs. Charlotte!	82-80

\$ Hurricane Tip-Off Classic (Coral Gables, Fla.)
 % Felpausch/MSU Holiday Classic (East Lansing, Mich.)
 * Burger King Classic (Coral Gables, Fla.)
 @ FIU Sun and Fun Classic (Miami, Fla.)
 ! National Women's Invitational Tourn. (WNIT) (Amarillo, Texas)

ALL-TIME RESULTS

1990-91

Record: 20-10 (9-6 H, 5-4 A, 6-0 N)

NSWAC: 9-3 (Tournament Champs)

Head Coach: Ferne Labati

Date	W/L	Opponent	Score
N23	W	at Western Michigan	94-72
N25	L	at Purdue	86-56
D4	W	at Georgia State*	85-60
D8	L	RUTGERS	67-57
D14	W	TEXAS SOUTHERN	73-65
D15	L	TOLEDO	59-58
D19	L	FLORIDA STATE	76-62
D27	W	SYRACUSE#	68-53
D28	L	KANSAS#	76-48
D29	L	MICHIGAN STATE#	79-73
J2	W	vs. Oklahoma State%	74-71
J3	W	vs. Mississippi%	66-64
J4	W	vs. Murray State%	82-60
J9	L	at UMKC	53-44
J12	W	STETSON*	112-74
J17	L	at Florida A&M*	73-65
J19	W	at Georgia Southern*	86-79
J24	W	GEORGIA STATE*	68-49
J26	L	MERCER* (OT)	86-83
J31	W	GEORGIA SOUTHERN*	89-66
F2	W	FLORIDA A&M*	78-71
F5	W	at FIU*	74-64
F9	W	HOWARD	78-58
F14	L	at Mercer*	80-71
F16	W	PORTLAND STATE	84-63
F20	W	at Stetson*	77-63
M2	W	FIU*	79-54
M7	W	vs. Stetson!	98-77
M8	W	vs. FIU!	75-55
M9	W	vs. Florida A&M!	73-44

* New South Women's Athletic Conference game

! NSWAC Tournament

Pepsi/Church's Holiday Classic (Coral Gables, Fla.)

% Florida International Sun and Fun Classic (Miami, Fla.)

1991-92

Record: 30-2 (17-0 H, 11-1 A, 2-1 N)

BIG EAST: 18-0 (Regular Season & Tournament Champs)

Head Coach: Ferne Labati

Date	W/L	Opponent	Score
N23	L	at Florida State	(OT) 71-69
D1	W	FLORIDA	95-75
D8	W	at Rutgers	72-53
D13	W	TEXAS SOUTHERN	85-48
D19	W	No. 10 PURDUE	65-63
D22	W	HARVARD	87-62
D28	W	Cleveland State#	91-59
D29	W	FIU#	78-53
D30	W	Georgia Tech#	78-63
J3	W	at Boston College*	78-59
J5	W	at Seton Hall*	76-54
J8	W	GEORGETOWN*	89-51
J11	W	at Pittsburgh*	73-54
J13	W	at Providence*	87-83
J17	W	No. 22 CONNECTICUT*	70-66
J21	W	SYRACUSE*	74-52
J23	W	at St. John's*	58-57
J26	W	at Villanova*	75-50
F1	W	BOSTON COLLEGE*	79-60

F5	W	SETON HALL*	68-46
F8	W	at Georgetown*	83-76
F11	W	PITTSBURGH*	79-64
F16	W	PROVIDENCE*	95-69
F21	W	at Connecticut*	75-59
F23	W	at Syracuse*	79-66
F26	W	ST. JOHN'S*	85-63
M1	W	VILLANOVA*	84-67
M7	W	vs. Seton Hall&	76-62
M8	W	vs. Providence&	82-70
M9	W	at Connecticut&	56-47
M21	W	NORTH CAROLINA*	86-72
M26	L	vs. Vanderbilt*	77-67

* BIG EAST Conference game

Pepsi/Church's Holiday Classic (Coral Gables, Fla.)

& BIG EAST Tournament (Storrs, Conn.)

! NCAA Tournament (Coral Gables, Fla.)

!! NCAA Tournament (Charlottesville, Va.)

1992-93

Record: 24-7 (13-3 H, 8-4 A, 2-0 N)

BIG EAST: 15-3 (Co-Regular Season & Tournament Champs)

Head Coach: Ferne Labati

Date	W/L	Opponent	Score
D6	W	FLORIDA ATLANTIC	94-37
D13	W	at FIU	80-58
D18	W	TEXAS SOUTHERN	98-41
D19	L	FLORIDA STATE	64-61
D28	W	BUCKNELL*	74-54
D29	W	APPALACHIAN STATE*	80-63
D30	L	TEXAS TECH* (OT)	75-74
J3	L	at Seton Hall*	73-59
J5	W	at Providence*	64-52
J9	W	GEORGETOWN*	62-55
J15	W	at Connecticut*	69-66
J17	W	at Syracuse*	65-53
J21	W	VILLANOVA*	64-53
J24	L	ST. JOHN'S*	65-59
J29	W	at Pittsburgh*	55-50
J31	W	at Boston College*	80-67
F3	W	SYRACUSE*	60-40
F6	W	PROVIDENCE*	85-65
F9	L	at Georgetown*	(3OT) 90-88
F11	L	at Maryland	67-57
F14	W	CONNECTICUT*	69-51
F16	W	BOSTON COLLEGE*	84-55
F20	W	at Villanova*	57-52
F22	W	at St. John's*	84-68
F27	W	SETON HALL*	72-60
M1	W	PITTSBURGH*	77-65
M6	W	vs. St. John's&	84-61
M7	W	vs. Villanova&	67-49
M8	W	at Providence&	76-55
M17	W	ST. PETER'S!	61-44
M20	L	at Western Kentucky!!	78-63

* BIG EAST Conference game

* Church's Holiday Classic (Coral Gables, Fla.)

& BIG EAST Tournament (Providence, R.I.)

! NCAA Tournament (Coral Gables, Fla.)

!! NCAA Tournament (Bowling Green, Ky.)

ALL-TIME RESULTS

1993-94

Record: 10-17 (7-5 H, 2-8 A, 1-4 N)

BIG EAST: 7-11 (T-6th)

Head Coach: Ferne Labati

Date	W/L	Opponent	Score
N27	L	vs. Wake Forest!	74-65
N28	L	vs. South Carolina!	71-68
D3	W	vs. Dayton%	67-53
D4	L	vs. Rhode Island%	56-54
D11	W	GEORGETOWN*	67-59
D18	W	VALPARAISO	77-59
D28	W	FLORIDA ATLANTIC+	90-69
D30	L	FIU+	75-56
J3	L	at Providence*	78-62
J6	W	VILLANOVA*	64-40
J9	L	at Pittsburgh*	71-66
J13	L	at Seton Hall*	93-50
J15	W	at St. John's*	(OT) 80-72
J19	W	SYRACUSE*	(2OT) 62-59
J23	L	at Connecticut*	87-46
J25	L	at Boston College*	80-71
J27	L	at Florida	59-50
J30	L	ST. JOHN'S*	68-67
F2	L	PITTSBURGH*	59-53
F6	W	at Villanova*	64-60
F10	L	SETON HALL*	82-46
F13	L	CONNECTICUT*	60-48
F17	L	at Georgetown*	81-60
F20	L	at Syracuse*	58-41
F23	W	PROVIDENCE*	65-63
F26	W	BOSTON COLLEGE*	75-72
M5	L	vs. Pittsburgh&	70-60

* BIG EAST Conference game

! Old Dominion/Dial Classic (Norfolk, Va.)

% Florida State/Dial Classic (Tallahassee, Fla.)

+ Church's Holiday Classic (Coral Gables, Fla.)

& BIG EAST Tournament (Storrs, Conn.)

1994-95

Record: 11-16 (6-7 H, 5-7 A, 0-2 N)

BIG EAST: 8-10 (6th)

Head Coach: Ferne Labati

Date	W/L	Opponent	Score
N27	W	FAIRFIELD	81-71
N29	W	at Florida Atlantic	90-81
D2	L	vs. Florida*	84-63
D3	L	vs. USF^	74-65
D6	L	at FIU	77-62
D17	W	LIU-BROOKLYN	74-59
D22	L	at Seton Hall*	72-44
D28	L	GRAMBLING STATE!	98-75
D29	L	AUBURN!	73-43
J2	W	BOSTON COLLEGE*	80-45
J4	L	at Villanova*	64-51
J7	L	at Pittsburgh*	73-61
J11	W	at Georgetown*	72-66
J14	L	ST. JOHN'S*	73-63
J18	W	at Syracuse*	65-54
J21	W	PROVIDENCE*	80-78
J24	L	No. 1 CONNECTICUT*	92-51
J28	W	at Boston College*	73-67
F1	W	PITTSBURGH*	54-50
F5	L	VILLANOVA*	72-59
F9	L	at #1 Connecticut*	85-48

F11	W	at St. John's*	60-56
F15	L	GEORGETOWN*	65-63
F18	W	SYRACUSE*	67-65
F21	L	SETON HALL*	82-65
F25	L	at Providence*	76-72
M4	L	at Seton Hall&	66-50

* BIG EAST Conference game

^ Florida Four Challenge (Tallahassee, Fla.)

! Church's Chicken Holiday Classic (Coral Gables, Fla.)

& BIG EAST Conference Tournament (South Orange, N.J.)

1995-96

Record: 14-13 (10-6 H, 4-6 A, 0-1 N)

BIG EAST: 9-9 (T-1st BE 7)

Head Coach: Ferne Labati

Date	W/L	Opponent	Score
N24	W	MANHATTAN%	74-66
N28	L	at Houston	80-72
D1	W	USF*	73-68
D2	L	FLORIDA*	71-70
D16	W	FIU	71-49
D20	W	SOUTHERN ILLINOIS	70-61
D22	W	at Pittsburgh*	72-44
D28	L	DETROIT!	78-77
D30	W	FLORIDA ATLANTIC!	93-54
J4	L	at Providence*	81-60
J7	L	VILLANOVA*	59-53
J10	L	CONNECTICUT*	79-52
J13	L	at Seton Hall*	69-62
J17	W	RUTGERS*	58-45
J20	L	at Syracuse*	69-60
J22	W	at Boston College*	60-59
J25	W	WEST VIRGINIA*	77-58
J27	L	NOTRE DAME*	67-50
J31	W	PROVIDENCE*	74-73
F3	W	at St. John's*	62-54
F8	W	at West Virginia*	88-69
F10	L	at Villanova*	51-47
F14	L	GEORGETOWN*	71-69
F17	W	SYRACUSE*	84-60
F20	L	at Notre Dame*	86-70
F27	W	SETON HALL*	67-60
M2	L	vs. Pittsburgh&	52-49

* BIG EAST Conference game

% at Miami Arena (Miami, Fla.)

^ Florida Four Challenge (Coral Gables, Fla.)

! Church's Chicken Holiday Classic (Coral Gables, Fla.)

& BIG EAST Tournament (Storrs, Conn.)

1996-97

Record: 15-14 (8-5 H, 5-8 A, 2-1 N)

BIG EAST: 8-10 (T-2nd BE 7)

Head Coach: Ferne Labati

Date	W/L	Opponent	Score
N22	L	vs. Florida#	65-58
N23	W	at USF#	58-30
N26	W	FLORIDA ATLANTIC	74-53
D1	L	at Old Dominion	94-55
D4	L	at St. John's*	61-44
D8	L	RUTGERS*	57-44
D14	W	at FIU	55-49
D19	W	ORAL ROBERTS	69-49
D27	W	BUTLER!	70-55

HISTORY & RECORDS

ALL-TIME RESULTS

D29	L	ALABAMA!	73-43
J2	L	BOSTON COLLEGE*	66-48
J6	L	at Pittsburgh*	64-59
J9	L	CONNECTICUT*	69-51
J12	W	at Providence*	60-56
J15	L	Georgetown*	62-55
J19	W	SETON HALL*	79-67
J22	L	at West Virginia*	75-70
J25	W	ST. JOHN'S*	71-48
J29	L	NOTRE DAME*	72-71
F2	W	VILLANOVA*	71-56
F5	W	at Rutgers*	49-41
F12	W	PITTSBURGH*	89-61
F16	L	at Connecticut*	86-59
F19	L	at Boston College*	67-55
F22	W	at Syracuse*	64-53
F25	W	GEORGETOWN*	62-58
M1	W	vs. Pittsburgh&	64-50
M2	W	vs. Boston College&	63-48
M3	L	at Connecticut&	98-71

* BIG EAST Conference game

Dial Classic (Tampa, Fla.)

! UM Holiday Classic (Coral Gables, Fla.)

& BIG EAST Tournament (Storrs, Conn.)

1997-98

Record: 19-10 (12-1 H, 5-8 A, 2-1 N)

BIG EAST: 13-5 (2nd BE 7)

Head Coach: Ferne Labati

Date	W/L	Opponent	Score
N216	W	FAIRFIELD	87-66
N20	W	USF%	55-52
N21	L	at Florida%	70-51
N25	W	at Florida Atlantic	105-84
D6	W	PROVIDENCE*	97-70
D14	L	FIU	81-60
D20	L	at Oklahoma	67-62
D27	W	DELAWARE STATE#	105-62
D28	W	MAINE#	91-78
D31	W	WEST VIRGINIA*	(OT) 74-72
J3	W	at Seton Hall*	70-66
J6	L	at Syracuse*	87-75
J8	L	at Notre Dame*	75-47
J10	W	BOSTON COLLEGE*	85-79
J14	L	at Villanova*	(OT) 68-67
J17	W	ST. JOHN'S*	72-60
J24	W	PITTSBURGH*	72-55
J28	L	at Rutgers*	77-65
J31	W	at Georgetown*	81-74
F3	W	NOTRE DAME*	77-76
F7	W	SYRACUSE*	58-56
F10	W	at Providence*	90-79
F13	L	at Connecticut*	80-60
F18	W	SETON HALL*	73-66
F21	W	VILLANOVA*	67-64
F24	W	at West Virginia*	90-69
M1	W	vs. Georgetown&	81-66
M2	L	at Rutgers&	81-62
M14	L	vs. Clemson!	60-49

* BIG EAST Conference game

% Dial Classic/Florida Four Challenge (Gainesville, Fla.)

UM Holiday Classic (Coral Gables, Fla.)

& BIG EAST Tournament (Piscataway, N.J.)

! NCAA Tournament (Ruston, La.)

1998-99

Record: 15-14 (10-4 H, 4-10 A, 1-0 N)

BIG EAST: 9-9 (T-6th)

Head Coach: Ferne Labati

Date	W/L	Opponent	Score
N18	W	at FIU	67-65
N22	L	at Tulane	63-56
N24	L	at Florida	85-69
D1	W	COPPIN STATE	97-68
D5	W	BOSTON COLLEGE*	65-57
D8	W	SYRACUSE*	68-52
D12	W	HAMPTON	84-52
D16	W	FLORIDA ATLANTIC	91-57
D19	W	OKLAHOMA	62-60
D30	L	at St. John's*	(OT) 76-72
J2	W	PITTSBURGH*	75-60
J5	L	at Rutgers*	68-54
J7	L	WESTERN KENTUCKY	75-61
J10	L	at Pittsburgh*	63-61
J13	W	PROVIDENCE*	85-63
J16	W	No. 21 Boston College*	66-53
J20	L	at Connecticut*	89-55
J23	L	at Villanova*	56-54
J26	L	GEORGETOWN*	69-51
F3	W	WEST VIRGINIA*	98-73
F6	L	CONNECTICUT*	88-66
F10	L	RUTGERS*	66-57
F13	W	at Georgetown*	81-62
F17	W	at Seton Hall*	66-52
F20	W	ST. JOHN'S*	83-51
F23	L	at Notre Dame*	89-62
F27	W	vs. West Virginia&	86-69
F28	L	at Rutgers&	79-53
M12	L	at Rice!	65-58

* BIG EAST Conference game

& BIG EAST Conference Tournament (Piscataway, N.J.)

! WNIT (Houston, Texas)

1999-00

Record: 14-15 (9-8 H, 4-6 A, 1-1 N)

BIG EAST: 7-9 (T-6th)

Head Coach: Ferne Labati

Date	W/L	Opponent	Score
N21	W	FURMAN	88-46
N24	W	EASTERN KENTUCKY	83-66
N28	L	TULANE	75-66
D1	L	FLORIDA	85-77
D4	W	FIU	76-61
D11	W	at Florida Atlantic	89-73
D19	L	NC STATE#	80-60
D28	W	BROWN@	79-62
D29	L	SMU@	76-55
J2	W	TEMPLE	64-44
J5	L	at Rutgers*	65-45
J8	W	at St. John's*	68-47
J11	L	at Western Kentucky	75-68
J15	W	SETON HALL*	64-60
J19	L	GEORGETOWN*	63-61
J22	L	NOTRE DAME*	76-54
J26	L	at Villanova*	44-34
J29	L	CONNECTICUT*	84-36
F2	L	BOSTON COLLEGE*	66-55
F5	W	at West Virginia*	70-50
F8	L	at Connecticut*	93-46

HISTORY & RECORDS

ALL-TIME RESULTS

F12	W	at Providence*	71-66
F15	W	WEST VIRGINIA*	77-55
F19	L	at Georgetown*	66-61
F22	L	at Notre Dame*	83-68
F26	W	SYRACUSE*	66-64
F29	W	PITTSBURGH*	80-60
M4	W	vs. Seton Hall&	69-42
M5	L	vs. Notre Dame&	67-52

* BIG EAST Conference game
 # Orange Bowl Classic (Miami, Fla.)
 @ Hurricane Holiday Classic (Coral Gables, Fla.)
 & BIG EAST Tournament (Storrs, Conn.)

2000-01

Record: 13-15 (11-6 H, 2-8 A, 0-1 N)

BIG EAST: 6-10 (T-8th)

Head Coach: Ferne Labati

Date	W/L	Opponent	Score
N20	W	FLORIDA ATLANTIC	87-50
N24	L	at Northwestern	56-48
D2	W	ST. BONAVENTURE	71-51
D5	L	CONNECTICUT*	77-53
D9	L	at FIU	78-48
D16	W	USF	73-51
D19	W	KENTUCKY	74-59
D22	L	FAIRFIELD	67-55
D28	W	NEW HAMPSHIRE@	70-61
D29	W	WESTERN MICHIGAN@	64-51
J2	W	RADFORD	83-48
J7	L	at Virginia Tech*	64-51
J10	W	at Boston College*	65-59
J13	W	at St. John's*	67-51
J17	L	PROVIDENCE*	77-60
J21	L	WESTERN KENTUCKY (OT)	82-75
J23	L	at Connecticut*	81-45
J27	L	RUTGERS*	39-37
J30	L	at Pittsburgh*	84-74
F3	W	GEORGETOWN*	52-46
F7	W	WEST VIRGINIA*	84-68
F10	L	at Seton Hall*	69-61
F14	W	ST. JOHN'S*	80-43
F17	W	PITTSBURGH*	96-69
F20	L	at Notre Dame*	81-54
F24	L	at Syracuse*	62-61
F27	L	VILLANOVA*	60-59
M3	L	vs. Boston College&	62-49

* BIG EAST Conference game
 @ Hurricane Holiday Classic (Coral Gables, Fla.)
 & BIG EAST Tournament (Storrs, Conn.)

2001-02

Record: 19-12 (12-3 H, 5-8 A, 2-1 N)

BIG EAST: 10-6 (5th)

Head Coach: Ferne Labati

Date	W/L	Opponent	Score
N18	W	IONA	71-52
N21	W	NORTHWESTERN	86-69
N23	W	IUPUI	72-58
N27	L	at USF	76-68
D1	L	at Kentucky	60-57
D4	W	WEST VIRGINIA*	69-53
D9	W	vs. No. 17 Texas#	57-55
D15	W	at Florida Atlantic	92-77

D27	W	LEHIGH@	76-49
D28	W	YALE@	75-46
D30	L	MINNESOTA	80-65
J2	L	NOTRE DAME*	69-65
J5	W	at Rutgers*	67-53
J8	L	at West Virginia*	57-52
J12	L	at No. 1 Connecticut*	96-50
J16	W	SYRACUSE*	(OT) 75-71
J19	W	SETON HALL*	56-54
J23	W	at St. John's	68-51
J26	W	RUTGERS*	65-55
J29	L	at Villanova*	80-52
F2	W	PITTSBURGH*	77-61
F5	L	at Virginia Tech*	72-60
F13	W	at Georgetown*	64-56
F16	L	FIU	71-65
F20	W	No. 24 VIRGINIA TECH*	55-53
F23	L	at Providence*	69-64
F26	W	No. 18 BOSTON COLLEGE*	60-57
M2	W	vs. Georgetown&	69-52
M3	L	vs. Villanova&	68-49
M13	W	at Georgia Tech!	73-64
M16	L	at Houston!!	83-76

* BIG EAST Conference game
 # Orange Bowl Fab Four Classic (Miami, Fla.)
 @ Hurricane Holiday Classic (Coral Gables, Fla.)
 & BIG EAST Tournament (Piscataway, N.J.)
 ! WNIT (Atlanta, Ga.)
 !! WNIT (Houston, Texas)

2002-03

Record: 18-13 (11-4 H, 5-7 A, 2-2 N)

BIG EAST: 8-8 (7th)

Head Coach: Ferne Labati

Date	W/L	Opponent	Score
N22	W	USF	60-49
N25	W	MORRIS BROWN	111-44
N29	W	vs. Quinnipiac#	87-56
N30	L	at Green Bay#	83-72
D2	L	at Florida	76-67
D14	L	at FIU	81-70
D16	W	FLORIDA ATLANTIC	86-61
D19	W	TEXAS A&M	84-58
D21	W	EASTERN MICHIGAN	85-66
D28	W	WILLIAM & MARY@	85-57
D29	W	MARYLAND@	97-66
J4	W	at Georgetown*	60-57
J8	W	at Syracuse*	85-68
J11	W	at No. 16 Notre Dame*	80-70
J15	L	No. 24 BOSTON COLLEGE*	79-61
J22	W	at Pittsburgh*	79-76
J25	L	SYRACUSE*	62-59
J28	W	VIRGINIA TECH*	(OT) 67-66
F1	L	No. 20 VILLANOVA*	61-55
F4	L	at Rutgers*	65-56
F8	W	ST. JOHN'S*	69-54
F15	L	at West Virginia*	100-84
F19	L	No. 1 CONNECTICUT*	81-60
F22	W	PROVIDENCE*	77-64
F26	L	at Seton Hall*	(OT) 78-71
M1	L	at No. 23 Boston College*	84-77
M4	W	GEORGETOWN*	73-71
M8	W	vs. Syracuse&	77-64
M9	W	at No. 18 Rutgers&	77-74

HISTORY & RECORDS

ALL-TIME RESULTS

M10 L vs. No. 18 Villanova& 65-59
 M22 L vs. New Mexico! (OT) 91-85
 * BIG EAST Conference game
 # Wisconsin-Green Bay Tournament (Green Bay, Wis.)
 @ Hurricane Holiday Classic (Coral Gables, Fla.)
 & BIG EAST Tournament (Piscataway, N.J.)
 ! NCAA Tournament (Albuquerque, N.M.)

Beginning Jan. 15, 2003, all home games played at BankUnited Center (name changed to Watsco Center prior to 2016-17)

2003-04

Record: 22-7 (12-2 H, 7-3 A, 3-2 N)

BIG EAST: 11-5 (T-4th)

Head Coach: Ferne Labati

Date	W/L	Opponent	Score
N22	W	at Morehead State#	93-54
N23	W	vs. Eastern Kentucky#	90-81
N25	W	at USF	62-55
N28	W	vs. Weber State\$	82-60
N29	W	vs. Bradley\$	70-52
D2	W	FIU	78-58
D12	W	FLORIDA	80-75
D16	W	DARTMOUTH	74-53
D21	W	RICHMOND	80-73
D28	W	TOLEDO@	68-57
D29	W	No. 24 VANDERBILT@	79-57
J3	W	at St. John's*	79-60
J7	L	at Villanova*	58-55
J10	W	at No. 20 Boston College*	70-66
J14	W	GEORGETOWN* (OT)	57-55
J17	W	PITTSBURGH*	77-68
J20	W	at Providence*	86-67
J28	L	NOTRE DAME*	59-50
J31	L	RUTGERS*	76-69
F8	L	at No. 4 Connecticut*	83-65
F10	W	ST. JOHN'S*	85-74
F14	W	at No. 21 Virginia Tech*	65-56
F18	W	at Syracuse*	85-65
F21	W	SETON HALL*	81-43
F25	L	at Notre Dame*	93-58
F28	W	WEST VIRGINIA*	82-74
M2	W	PROVIDENCE*	81-62
M7	L	vs. Boston College&	65-53
M21	L	vs. Maryland!	86-85

* BIG EAST Conference game
 # Morehead State Tournament (Morehead, Ky.)
 \$ Saint Mary's Thanksgiving Classic (Moraga, Calif.)
 @ Hurricane Holiday Classic (Coral Gables, Fla.)
 & BIG EAST Tournament (Hartford, Conn.)
 ! NCAA Tournament (Baton Rouge, La.)

2004-05

Record: 13-16 (9-5 H, 2-9 A, 2-2 N)

Atlantic Coast: 4-10 (T-8th)

Head Coach: Ferne Labati

Date	W/L	Opponent	Score
N19	W	GARDNER-WEBB#	65-47
N21	W	TCU#	68-57
N23	L	at Hartford	63-53
N26	L	vs. Oregon%	79-73
N27	W	vs. UMES%	88-64
N30	L	at George Mason	60-35
D4	L	at FIU	67-62

D6	L	at No. 12 Texas Tech	109-49
D13	W	UCF	69-50
D20	W	MONTANA	55-49
D28	W	FAIRFIELD\$	84-70
D29	W	LOYOLA MARYMOUNT\$	78-67
J2	W	COPPIN STATE	93-83
J9	L	at Florida State*	65-56
J13	L	WAKE FOREST*	78-63
J17	L	at No. 8 North Carolina*	83-52
J20	L	at NC State*	73-59
J23	L	GEORGIA TECH*	62-46
J27	W	No. 21 FLORIDA STATE*	62-57
J31	W	at Clemson*	83-69
F3	L	No. 3 DUKE*	72-63
F6	W	VIRGINIA TECH*	78-67
F10	W	at Virginia*	66-60
F14	L	No. 21 NC STATE*	71-68
F17	L	No. 20 MARYLAND*	70-65
F24	L	at No. 2 Duke*	95-61
F27	L	at Virginia Tech*	90-45
M4	W	vs. Georgia Tech*	60-58
M5	L	vs. North Carolina^	64-57

* Atlantic Coast Conference game
 # The Miami Jam (Coral Gables, Fla.)
 % LIU Turkey Classic (Brooklyn, N.Y.)
 \$ UM Holiday Classic (Coral Gables, Fla.)
 ^ ACC Tournament (Greensboro, N.C.)

2005-06

Record: 17-13 (13-5 H, 4-6 A, 0-2 N)

Atlantic Coast: 6-8 (6th)

Head Coach: Katie Meier

Date	W/L	Opponent	Score
N18	W	SAMFORD	72-51
N25	W	BRADLEY#	73-61
N26	W	OAKLAND#	78-65
N30	L	GEORGE MASON	68-61
D2	W	FAIRLEIGH DICKINSON	100-62
D3	W	SIENA	76-47
D6	W	FIU	75-63
D10	W	HARTFORD	82-62
D16	L	at Montana	83-74
D20	W	at UCF	82-72
D28	W	NORTH CAROLINA A&T\$	104-65
D29	W	No. 25 MISSISSIPPI\$	79-70
J5	W	at Georgia Tech*	75-63
J9	L	No. 4 NORTH CAROLINA*	90-57
J12	W	at Clemson*	74-52
J15	L	vs. No. 13 Georgia%	74-59
J19	W	No. 21 BOSTON COLLEGE*	82-68
J22	L	VIRGINIA*	77-65
J26	L	at NC State*	83-77
J29	W	No. 25 VIRGINIA TECH*	77-62
F1	L	at No. 6 Maryland*	88-77
F5	W	at Wake Forest*	79-71
F9	L	FLORIDA STATE*	79-54
F12	L	at No. 21 Boston College*	79-69
F17	L	at Florida State*	68-61
F19	L	No. 1 DUKE*	(2OT) 99-93
F26	W	GEORGIA TECH*	(2OT) 90-85
M2	L	vs. Georgia Tech*	79-62
M18	W	FIU!	95-83
M22	L	at Virginia!!	83-72

* Atlantic Coast Conference game

ALL-TIME RESULTS

UM Thanksgiving Tournament (Coral Gables, Fla.)
 \$ Hurricane Holiday Classic (Coral Gables, Fla.)
 % ACC/SEC Russell Athletic Shootout (Duluth, Ga.)
 ^ ACC Tournament (Greensboro, N.C.)
 ! WNIT (Coral Gables, Fla.)
 !! WNIT (Charlottesville, Va.)

2006-07

Record: 11-19 (9-6 H, 2-13 A, 0-1 N)
 Atlantic Coast: 2-12 (11th)
 Head Coach: Katie Meier

Date	W/L	Opponent	Score
N10	W	GEORGIA STATE	68-60
N13	W	MILWAUKEE	78-71
N15	W	at Santa Clara	78-65
N17	L	at St. Mary's	69-68
N19	W	at San Francisco	69-59
N24	W	NICHOLLS STATE#	85-42
N25	W	INDIANA#	79-70
D1	W	JACKSON STATE\$	77-50
D3	L	at Michigan	60-55
D5	L	at FIU	83-78
D16	W	TEXAS STATE	92-67
D19	L	at Houston	82-73
D21	L	at Ole Miss	82-64
D28	W	COPPIN STATE%	60-54
D29	L	AUBURN%	79-61
J3	L	at No. 3 Duke*	72-42
J7	L	at Florida State*	71-62
J10	L	No. 1 MARYLAND*	111-53
J15	L	at Georgia Tech*	52-37
J18	W	BOSTON COLLEGE*	83-68
J25	L	at Virginia Tech*	78-71
J28	L	CLEMSON*	79-69
F1	L	FLORIDA STATE*	75-68
F4	L	at Virginia*	73-60
F8	W	WAKE FOREST*	77-51
F11	L	at Boston College*	78-65
F15	L	GEORGIA TECH*	66-45
F18	L	at No. 2 North Carolina*	93-70
F24	L	NC STATE*	77-53
M1	L	vs. Georgia Tech*	66-52

* Atlantic Coast Conference game
 # Miami Thanksgiving Tournament (Coral Gables, Fla.)
 \$ Played at the Knight Sports Complex (Coral Gables, Fla.)
 % Miami Holiday Tournament (Coral Gables, Fla.)
 ^ ACC Tournament (Greensboro N.C.)

2007-08

Record: 9-21 (6-13 H, 2-6 A, 1-1 N)
 Atlantic Coast: 2-12 (12th)
 Head Coach: Katie Meier

Date	W/L	Opponent	Score
N9	W	FLORIDA ATLANTIC	64-45
N13	L	JACKSONVILLE	72-64
N19	L	MICHIGAN+	65-50
N23	W	FORDHAM#	57-40
N24	L	BUTLER#	62-59
N28	W	at Milwaukeee	(OT) 73-70
D2	W	UCF	64-56
D4	L	FIU	60-58
D8	L	HOUSTON	63-62
D15	L	MISSISSIPPI	65-52

D18	W	vs. Southern Mississippi\$	63-56
D19	L	No. 8 LSU\$	63-52
D29	L	MAINE%	54-53
D30	W	CENTRAL ARKANSAS%	90-57
J2	W	CHARLESTON SOUTHERN	88-56
J5	L	No. 12 DUKE*	84-72
J10	W	at Clemson*	66-61
J13	L	at Georgia Tech*	68-65
J21	L	VIRGINIA	79-68
J24	L	FLORIDA STATE*	(OT) 75-70
J31	L	at No. 5 Maryland*	90-50
F3	L	at Boston College*	70-42
F7	W	GEORGIA TECH*	54-52
F11	L	VIRGINIA TECH*	(OT) 81-73
F14	L	at NC State*	51-45
F21	L	No. 2 NORTH CAROLINA*	79-61
F24	L	at Wake Forest*	50-45
F28	L	at Florida State*	50-49
M3	L	BOSTON COLLEGE*	63-52
M6	L	vs. Georgia Tech*	76-49

* Atlantic Coast Conference game
 + ACC/Big Ten Challenge
 # Miami Thanksgiving Tournament (Coral Gables, Fla.)
 \$ Caribbean Classic (Cancun, Mexico)
 % Miami Holiday Tournament (Coral Gables, Fla.)
 ^ ACC Tournament (Greensboro, N.C.)

2008-09

Record: 13-17 (9-9 H, 4-7 A, 0-1 N)
 Atlantic Coast: 2-12 (T-10th)
 Head Coach: Katie Meier

Date	W/L	Opponent	Score
N14	W	NORFOLK STATE	91-42
N16	L	GREEN BAY	63-61
N21	L	at Houston	70-64
N25	W	at FIU	66-49
N28	W	AUSTIN PEAY#	64-51
N29	W	SANTA CLARA#	60-44
D1	W	FLORIDA A&M	83-69
D5	L	INDIANA+	69-54
D13	W	BINGHAMTON	72-37
D18	W	at UCF	66-59
D21	W	GRAMBLING STATE	83-65
D29	W	BROWN#	81-41
D30	L	No. 9 AUBURN#	68-53
J2	W	CORNELL	61-47
J5	L	CLEMSON*	74-68
J9	L	at No. 5 Duke*	73-58
J12	L	No. 24 GEORGIA TECH*	68-50
J18	L	at Boston College*	62-54
J22	W	NC STATE*	72-60
J29	L	at Georgia Tech*	68-42
F1	L	WAKE FOREST*	78-69
F4	W	at SIU-Edwardsville	83-72
F8	L	No. 15 FLORIDA STATE*	75-59
F12	W	at Virginia Tech*	59-56
F16	L	BOSTON COLLEGE*	71-64
F19	L	at No. 23 Virginia*	(OT) 84-75
F22	L	at No. 11 Florida State*	59-58
F26	L	at No. 9 North Carolina*	90-76
M1	L	No. 5 MARYLAND*	89-64
M5	L	vs. Boston College*	76-59

* Atlantic Coast Conference game
 # Miami Thanksgiving Tournament (Coral Gables, Fla.)

HISTORY & RECORDS

ALL-TIME RESULTS

+ ACC/Big Ten Challenge

% Miami Holiday Tournament (Coral Gables, Fla.)

^ ACC Tournament (Greensboro, N.C.)

2009-10

Record: 22-14 (13-6 H, 9-7 A, 0-1 N)

Atlantic Coast: 4-10 (T-10th)

Head Coach: Katie Meier

Date	W/L	Opponent	Score
N13	W	at UC Riverside	86-63
N13	W	at CSU Bakersfield	111-93
N18	W	BETHUNE-COOKMAN	88-46
N21	W	at UAB	70-56
N24	W	HOUSTON	68-54
N27	W	LONG BEACH STATE#	83-66
N28	W	MASSACHUSETTS#	63-57
D5	L	NEBRASKA	76-71
D19	W	at Binghamton	68-52
D21	W	at Cornell	101-62
D28	W	QUINNIPICAC%	93-48
D29	L	No. 17/22 TEXAS%	76-65
D31	W	NORTH FLORIDA	80-36
J3	W	at Miami (OH)	75-61
J10	W	No. 13/11 FLORIDA STATE*	78-71
J14	L	No. 7 DUKE*	69-62
J17	L	at Wake Forest*	67-64
J21	W	at Maryland*	80-77
J24	L	VIRGINIA TECH*	73-69
J27	L	at No. 25 Georgia Tech*	(OT) 80-73
J31	L	at Boston College*	72-64
F4	W	No. 9 NORTH CAROLINA*	80-69
F7	W	SIU-EDWARDSVILLE	85-60
F11	L	No. 21 VIRGINIA*	(OT) 69-63
F14	L	at NC State*	66-64
F18	L	at Clemson*	(OT) 73-72
F21	L	No. 19 GEORGIA TECH*	77-73
F25	L	at No. 9 Florida State*	87-62
F28	W	BOSTON COLLEGE*	(OT) 76-68
M4	L	vs. Wake Forest*	(OT) 61-60
M18	W	FGCU!	70-57
M21	W	FLORIDA!	77-64
M25	W	NORTH CAROLINA A&T!	84-77
M28	W	at Providence!!	73-65
M31	W	at Michigan!!!!	76-59
A3	L	at California!!!!	73-61

* Atlantic Coast Conference game

Wyndham Miami Thanksgiving Tournament (Coral Gables, Fla.)

% Wyndham Miami Holiday Tournament (Coral Gables, Fla.)

^ ACC Tournament (Greensboro, N.C.)

! WNIT (Coral Gables, Fla.)

!! WNIT (Providence, R.I.)

!!! WNIT (Ann Arbor, Mich.)

!!!! WNIT (Berkeley, Calif.)

2010-11

Record: 28-5 (20-0 H, 6-3 A, 2-2 N)

Atlantic Coast: 12-2 (Regular Season Co-Champs)

Head Coach: Katie Meier

Date	W/L	Opponent	Score
N12	W	KENNESAW STATE	93-39
N17	L	at No. 21 Nebraska	99-85
N20	W	MIAMI (OH)	96-64
N22	W	UAB	68-52

N26	W	FLORIDA ATLANTIC#	89-48
N27	W	UNCC#	78-60
N29	W	SOUTHERN	85-36
D5	W	CSU BAKERSFIELD	88-61
D7	W	No. 12 GEORGETOWN	(OT) 81-72
D11	W	ALCORN STATE	94-32
D18	W	UC RIVERSIDE	81-59
D21	W	at Mississippi	82-46
D28	W	GEORGE WASHINGTON%	83-62
D30	W	MORGAN STATE%	74-47
J1	W	LIPSCOMB	91-52
J6	W	at Virginia*	82-73
J9	W	at Virginia Tech*	69-56
J14	W	CLEMSON*	77-48
J16	W	BOSTON COLLEGE*	65-53
J24	L	at No. 21 Florida State*	66-59
J27	W	NC STATE*	84-77
J30	W	No. 25 GEORGIA TECH*	(OT) 84-74
F3	L	at No. 3 Duke*	82-58
F10	W	No. 11 MARYLAND*	83-75
F13	W	at No. 10 North Carolina*	78-66
F17	W	at Boston College*	90-80
F21	W	WAKE FOREST*	74-46
F24	W	No. 12 FLORIDA STATE*	84-68
F27	W	at Georgia Tech*	70-59
M4	W	vs. NC State*	93-85
M5	L	vs. North Carolina^	83-57
M20	W	Gardner-Webb!	80-62
M22	L	Oklahoma!	88-83

* Atlantic Coast Conference game

Miami Thanksgiving Tournament (Coral Gables, Fla.)

% Miami Holiday Tournament (Coral Gables, Fla.)

^ ACC Tournament (Greensboro, N.C.)

! NCAA Tournament (Charlottesville, Va.)

2011-12

Record: 26-6 (16-0 H, 9-5 A, 1-1 N)

Atlantic Coast: 14-2 (2nd)

Head Coach: Katie Meier

Date	W/L	Opponent	Score
N11	W	TEXAS-PAN AMERICAN	83-37
N15	L	at No. 3 Tennessee	92-76
N17	W	PRAIRIE VIEW A&M	107-26
N23	W	at Alaska Anchorage&	72-55
N25	W	vs. USF&	92-72
N27	W	LONGWOOD	92-43
D1	W	at Michigan State+	76-60
D5	W	No. 11 RUTGERS	(OT) 92-81
D10	W	OLE MISS	76-48
D16	W	LOUISIANA-MONROE	103-39
D21	L	at No. 17 Georgetown	71-46
D28	W	HOLY CROSS%	89-49
D29	W	VCU%	91-61
J2	L	at No. 23 North Carolina*	65-63
J5	W	NC STATE*	78-68
J9	W	at Georgia Tech*	77-65
J12	W	No. 5 MARYLAND*	75-63
J15	W	at Florida State*	60-57
J19	W	at Virginia*	56-53
J23	W	VIRGINIA TECH*	79-48
J26	W	WAKE FOREST*	64-39
J29	W	at Boston College*	88-57
F5	W	CLEMSON*	68-47
F8	W	No. 22 NORTH CAROLINA*	61-37

HISTORY & RECORDS

ALL-TIME RESULTS

F12	W	at No. 8 Maryland*	76-74
F16	W	at NC State*	73-61
F19	W	FLORIDA STATE*	67-60
F24	L	at No. 7 Duke*	74-64
F26	W	BOSTON COLLEGE*	88-42
M2	L	vs. Wake Forest*	81-74
M17	W	Idaho State!	70-41
M19	L	No. 24 Gonzaga!	65-54

* Atlantic Coast Conference game
 & Great Alaska Shootout (Anchorage, Alaska)
 + ACC/Big Ten Challenge
 % Miami Holiday Tournament (Coral Gables, Fla.)
 ^ ACC Tournament (Greensboro, N.C.)
 ! NCAA Tournament (Spokane, Wash.)

2012-13

Record: 21-11 (15-3 H, 5-6 A, 0-0 N)

Atlantic Coast: 11-7 (T-4th)

Head Coach: Katie Meier

Date	W/L	Opponent	Score
N9	W	NORTH FLORIDA	77-24
N12	W	at Richmond	69-63
N18	L	No. 20 TENNESSEE	79-67
N23	W	FLORIDA ATLANTIC#	76-61
N24	W	RADFORD#	75-58
N29	W	No. 6 PENN STATE+	69-65
D3	W	ALCORN STATE	68-53
D8	W	DAVIDSON	67-35
D16	L	at Rutgers	42-34
D20	W	NC STATE*	79-53
D28	W	CENTRAL CONN. STATE%	64-43
D29	W	WISCONSIN%	67-44
J3	W	CLEMSON*	78-56
J6	W	VIRGINIA*	58-52
J10	L	at No. 10 Maryland*	84-62
J13	L	at No. 18 Florida State*	86-65
J17	W	GEORGIA TECH*	71-65
J20	L	at Virginia*	62-52
J24	W	at Wake Forest*	79-78
J27	L	No. 11 NORTH CAROLINA*	64-62
J31	L	at No. 4 Duke*	82-43
F3	W	VIRGINIA TECH*	68-42
F7	W	at Clemson*	62-46
F10	L	No. 19 FLORIDA STATE*	93-78
F17	W	BOSTON COLLEGE*	79-54
F21	W	at NC State*	59-55
F24	L	at Georgia Tech*	68-64
F28	W	No. 4 DUKE*	69-65
M3	W	VIRGINIA TECH*	64-46
M7	W	vs. Virginia Tech*	45-39
M8	L	vs. No. 23 Florida State*	70-58
M24	L	at Iowa!	69-53

* Atlantic Coast Conference game
 # Miami Thanksgiving Tournament (Coral Gables, Fla.)
 + ACC/Big Ten Challenge
 % Miami Holiday Tournament (Coral Gables, Fla.)
 ^ ACC Tournament (Greensboro, N.C.)
 ! NCAA Tournament (Iowa City, Iowa)

2013-14

Record: 16-15 (10-9 H, 6-5 A, 0-1 N)

Atlantic Coast: 8-8 (8th)

Head Coach: Katie Meier

Date	W/L	Opponent	Score
N8	W	NORTH FLORIDA	79-39
N10	L	RICHMOND	57-50
N15	L	MIDDLE TENNESSEE	61-55
N19	W	at Oakland	86-68
N25	W	YALE	91-67
N29	W	ST. FRANCIS BROOKLYN#	78-56
N30	W	MISSOURI#	74-68
D5	L	at Minnesota+	74-67
D15	W	COPPIN STATE	63-58
D21	L	at Arizona State	75-73
D28	W	MORGAN STATE%	80-42
D29	W	NEW MEXICO%	67-50
J1	L	PENN	67-66
J4	W	at Wake Forest*	84-53
J9	L	No. 18/17 FLORIDA STATE*	68-63
J12	W	at Virginia Tech*	64-62
J16	L	at Boston College*	63-62
J19	W	No. 20/21 NC STATE*	80-71
J23	L	at 2/2 Notre Dame*	79-52
J26	L	at Clemson*	60-52
J30	L	No. 3/3 DUKE*	76-75
F2	W	at No. 6/6 North Carolina*	83-80
F9	L	GEORGIA TECH*	89-87
F13	L	No. 9/9 MARYLAND*	67-52
F16	W	at RV/RV Florida State*	76-73
F20	L	SYRACUSE*	69-48
F23	W	WAKE FOREST*	72-64
F27	W	at Virginia*	83-63
M2	W	PITTSBURGH*	67-54
M6	L	vs. Florida State*	(OT) 72-67
M29	L	STETSON!	70-63

* Atlantic Coast Conference game
 # Miami Thanksgiving Tournament (Coral Gables, Fla.)
 + ACC/Big Ten Challenge
 % Miami Holiday Tournament (Coral Gables, Fla.)
 ^ ACC Tournament (Greensboro, N.C.)
 ! WNIT (Coral Gables, Fla.)

2014-15

Record: 20-13 (15-3 H, 2-9 A, 3-1 N)

Atlantic Coast: 8-8 (8th)

Head Coach: Katie Meier

Date	W/L	Opponent	Score
N14	W	OAKLAND	66-53
N17	L	at Middle Tennessee	53-48
N21	W	NORTH FLORIDA	81-53
N25	L	RV/RV ARIZONA STATE	65-61
N28	W	ILLINOIS STATE#	95-44
N29	W	WILSA#	69-57
D4	W	WISCONSIN+	66-54
D6	W	JACKSONVILLE	65-36
D13	W	COPPIN STATE	70-54
D18	W	vs. UCLA&	74-67
D19	L	vs. --/RV Tulane&	70-65
D28	W	FLORIDA A&M%	83-47
D29	W	LSU%	76-71
J4	W	BOSTON COLLEGE*	74-53
J8	W	No. 4/4 NOTRE DAME*	78-63
J11	W	at Virginia Tech*	62-45

HISTORY & RECORDS

ALL-TIME RESULTS

J15	W	CLEMSON*	79-42
J18	L	at No. 16/14 Duke*	68-53
J21	W	VIRGINIA*	67-58
J25	L	at No. 4/4 Louisville*	68-55
F1	L	at Pittsburgh*	81-66
F5	W	VIRGINIA TECH*	42-39
F8	L	at No. 9/8 Florida State*	80-60
F12	W	at No. 23/22 Syracuse*	85-71
F15	W	GEORGIA TECH*	64-59
F19	L	at NC State*	68-65
F22	L	No. 17/14 NORTH CAROLINA*	66-65
F26	L	at Wake Forest*	60-59
M1	L	No. 9/8 FLORIDA STATE*	69-55
M5	W	vs. Virginia*	62-52
M6	L	vs. No. 2/2 Notre Dame*	77-61
M20	W	vs. Washington!	86-80
M22	L	at No. 18/15 Iowa!	88-70

* Atlantic Coast Conference game
 # Miami Thanksgiving Tournament (Coral Gables, Fla.)
 + ACC/Big Ten Challenge
 % Miami Holiday Tournament (Coral Gables, Fla.)
 & Tulane/DoubleTree Classic (New Orleans, La.)
 ^ ACC Tournament (Greensboro, N.C.)
 ! NCAA Tournament (Iowa City, Iowa)

2015-16

Record: 24-9 (13-3 H, 8-3 A, 3-3 N)

Atlantic Coast: 10-6 (T-5th)

Head Coach: Katie Meier

Date	W/L	Opponent	Score
N13	W	WRIGHT STATE	80-67
N15	W	BETHUNE-COOKMAN	55-47
N17	W	at Old Dominion	61-35
N21	W	at Loyola Chicago	77-50
N23	W	at Charlotte	77-70
N27	W	MILWAUKEE#	77-38
N29	W	LA SALLE#	86-58
D2	W	ILLINOIS+	73-64
D4	W	COPPIN STATE	78-59
D6	W	UMASS LOWELL	84-53
D19	L	vs. No. 4/4 Baylor&	88-81
D20	W	vs. Indiana&	89-75
D22	W	FIU	83-55
D30	W	NC STATE*	73-44
J3	L	at Virginia*	76-56
J7	W	PITTSBURGH*	79-55
J10	W	at Clemson*	83-49
J14	W	WAKE FOREST*	71-60
J17	W	at --/RV North Carolina*	76-61
J24	L	No. 14/13 FLORIDA STATE*	69-58
J28	W	at Virginia Tech*	57-45
F1	L	--/RV SYRACUSE*	57-51
F4	W	at Boston College*	67-62
F7	W	RV/RV DUKE*	61-53
F11	W	at Georgia Tech*	58-55
F14	L	at No. 3/3 Notre Dame*	90-69
F21	W	VIRGINIA TECH*	(OT) 67-56
F25	L	No. 10/10 LOUISVILLE*	79-51
F28	L	at No. 12/12 Florida State*	70-67
M3	W	vs. Pittsburgh*	77-55
M4	W	vs. No. 14/10 Florida State*	74-56
M5	L	vs. No. 2/3 Notre Dame*	78-67
M19	L	vs. South Dakota State!	74-71

* Atlantic Coast Conference game

Miami Thanksgiving Classic (Coral Gables, Fla.)
 + ACC/Big Ten Challenge
 & Florida Sunshine Classic (Winter Park, Fla.)
 ^ ACC Tournament (Greensboro, N.C.)
 ! NCAA Tournament (Stanford, Calif.)

2016-17

Record: 24-9 (14-2 H, 7-5 A, 3-2 N)

Atlantic Coast: 10-6 (7th)

Head Coach: Katie Meier

Date	W/L	Opponent	Score
N11	L	at No. 19/19 Kentucky&	68-62
N13	W	vs. Albany&	77-53
N16	W	CHARLOTTE	80-46
N20	W	at St. John's	62-50
N25	W	GRAMBLING STATE#	89-61
N27	W	TEXAS TECH#	74-56
D1	W	at No. 9/10 Ohio State+	(OT) 94-89
D4	W	OLD DOMINION	66-56
D6	W	LOYOLA CHICAGO	81-43
D16	W	at FIU	69-49
D19	W	COPPIN STATE%	75-35
D20	W	MAINE%	76-51
D29	L	No. 7/7 FLORIDA STATE*	81-66
J2	W	at Pittsburgh*	82-50
J5	W	at RV/No. 23 NC State*	67-64
J8	L	No. 7/6 NOTRE DAME*	67-55
J11	W	No. 15/16 VIRGINIA TECH*	82-75
J15	L	at No. 9/8 Louisville*	63-59
J22	L	at RV/No. 24 Syracuse*	81-48
J26	W	NORTH CAROLINA*	100-88
J29	W	BOSTON COLLEGE*	58-51
F2	W	at Wake Forest*	79-56
F6	L	at No. 5/5 Florida State*	80-71
F9	W	VIRGINIA*	63-52
F12	W	CLEMSON*	81-57
F19	L	at No. 13/14 Duke*	83-70
F23	W	at Virginia Tech*	79-69
F26	W	GEORGIA TECH*	75-70
M2	W	vs. Georgia Tech*	87-71
M3	W	vs. No. 8/12 Florida State*	56-54
M4	L	vs. No. 13/11 Duke*	57-52
M18	W	FGCU!	62-60
M20	L	QUINNIPIAC!	85-78

* Atlantic Coast Conference game
 & Kentucky Classic (Lexington, Ky.)
 # Miami Thanksgiving Tournament (Coral Gables, Fla.)
 + ACC/Big Ten Challenge
 % Miami Holiday Tournament (Coral Gables, Fla.)
 ^ ACC Tournament (Conway, S.C.)
 ! NCAA Tournament (Coral Gables, Fla.)

HISTORY & RECORDS

OVERTIME GAMES

Season	Date	Opponent	H/A/N	W/L	OT	Score	Margin
1982-83	12/31/82	Pittsburgh	H	W	2OT	79-75	+4
1982-83	2/18/83	Florida A&M	H	L	OT	80-78	-2
1983-84	3/1/84	FIU	A	L	2OT	83-81	-2
1988-89	12/2/88	Houston	A	L	OT	81-76	-5
1990-91	1/26/91	Mercer#	H	L	OT	86-83	-3
1991-92	11/23/91	Florida State	A	L	OT	71-69	-2
1992-93	12/30/92	Texas Tech	H	L	OT	75-74	-1
1992-93	2/9/93	Georgetown^	A	L	3OT	90-88	-2
1993-94	1/15/94	St. John's^	A	W	OT	80-72	+8
1993-94	1/19/94	Syracuse^	H	W	2OT	62-59	+3
1997-98	12/31/97	West Virginia^	H	W	OT	74-72	+2
1997-98	1/14/98	Villanova^	A	L	OT	68-67	-1
1998-99	12/30/98	St. John's^	A	L	OT	76-72	-4
2000-01	1/21/01	Western Kentucky	H	L	OT	82-75	-7
2001-02	1/16/02	Syracuse^	H	W	OT	75-71	+4
2002-03	1/28/03	Virginia Tech^	H	W	OT	67-66	+1
2002-03	2/26/03	Seton Hall^	A	L	OT	78-71	-7
2003-04	1/14/04	Georgetown^	H	W	OT	57-55	+2
2005-06	2/19/06	No. 1 Duke*	H	L	2OT	99-93	-6
2005-06	2/26/06	Georgia Tech*	H	W	2OT	90-85	+5
2007-08	11/28/07	Milwaukee	A	W	OT	73-70	+3
2007-08	1/24/08	Florida State*	H	L	OT	75-70	-5
2007-08	2/11/08	Virginia Tech*	H	L	OT	81-73	-8
2008-09	2/19/09	No. 23 Virginia*	A	L	OT	84-75	-9
2009-10	1/27/10	No. 25 Georgia Tech*	A	L	OT	80-73	-7
2009-10	2/11/10	No. 21 Virginia*	H	L	OT	69-63	-6
2009-10	2/18/10	Clemson*	A	L	OT	73-72	-1
2009-10	2/28/10	Boston College*	H	W	OT	76-68	+8
2009-10	3/4/10	Wake Forest%	N	L	OT	61-60	-1
2010-11	12/7/10	No. 12 Georgetown	H	W	OT	81-72	+9
2010-11	1/30/11	No. 25 Georgia Tech*	H	W	OT	84-74	+10
2011-12	12/5/11	No. 11 Rutgers	H	W	2OT	92-81	+11
2013-14	3/6/14	Florida State%	N	L	OT	72-67	-5
2015-16	2/21/16	Virginia Tech*	H	W	OT	67-56	+11
2016-17	12/1/16	No. 9/10 Ohio State	A	W	OT	94-89	+5

OT Records

All	15-20
2OT	4-2
3OT	0-1
Conference	9-11 (2-1 OT, 0-1 3OT)
ACC	3-6 (1-1 2OT)
ACC Tournament	0-2
Home	12-8
Away	3-10
Neutral	0-2
Under Katie Meier	8-9

* - Atlantic Coast Conference game

^ - BIG EAST Conference game

- New South Women's Athletic Conference game

% - ACC Tournament game

100-POINT GAMES

MIAMI 100-POINT GAMES

Season	Date	Opponent	H/A/N	W/L	UM	Opp	Margin
1975-76	1/14/76	Homestead AFB	H	W	100	20	+80
1979-80	11/28/79	Broward Central	A	W	101	38	+63
1979-80	2/12/80	Broward Central	H	W	104	35	+69
1980-81	1/27/81	FIU	H	W	109	56	+53
1981-82	1/28/82	Florida Memorial	H	W	100	54	+46
1987-88	1/11/88	Florida A&M	H	W	104	86	+18
1987-88	2/25/88	UCF	H	W	103	87	+16
1988-89	12/19/88	Florida A&M	H	W	103	64	+39
1988-89	2/24/89	FIU	A	W	100	85	+15
1997-98	11/25/97	Florida Atlantic	A	W	105	84	+21
1997-98	12/27/97	Delaware State	H	W	105	62	+43
2002-03	11/25/02	Morris Brown	H	W	111	44	+67
2005-06	12/2/05	Farleigh Dickinson	H	W	100	62	+38
2005-06	12/28/05	North Carolina A&T	H	W	104	65	+39
2009-10	11/13/09	CSU Bakersfield	A	W	111	93	+18
2009-10	12/21/09	Cornell	A	W	101	62	+39
2011-12	11/17/11	Prairie View A&M	H	W	107	26	+81
2011-12	12/16/11	Louisiana-Monroe	H	W	103	39	+64
2016-17	1/26/17	North Carolina*	H	W	100	88	+12

Total	19
Home	14
Away	5
ACC	1
Under Katie Meier	7

OPPONENT 100-POINT GAMES

Season	Date	Opponent	H/A/N	W/L	UM	Opp	Margin
1975-76	2/9/76	Florida	A	L	53	103	-50
1976-77	1/24/76	Miami-Dade North	A	L	69	106	-37
1979-80	12/31/79	Kansas	H	L	62	101	-39
1980-81	12/28/80	Drake	H	L	63	101	-38
1985-86	2/8/86	Kentucky	A	L	53	108	-55
1985-86	2/17/86	No. 1 Texas	A	L	43	112	-69
2002-03	2/15/03	West Virginia^	A	L	84	100	-16
2004-05	12/6/04	No. 12 Texas Tech	A	L	49	109	-60
2006-07	1/10/07	No. 1 Maryland*	H	L	53	111	-58

Total	9
Home	3
Away	6
Under Katie Meier	1

* - Atlantic Coast Conference game

^ - BIG EAST Conference game

SERIES RECORDS

A	
Alabama	0-2
UAB	2-2
Alaska Anchorage	2-0
Albany	1-0
Alcorn State	2-0
Appalachian State	1-0
Arizona	1-1
Arizona State	0-3
Arkansas	0-1
Army West Point	1-0
Auburn	0-8
Augustana	1-0
Austin Peay	2-0

B	
Barry	3-1
Baylor	1-1
Bethune-Cookman	8-1
Binghamton	3-0
Boston College	26-17
Boston University	1-0
Bradley	2-0
BYU	1-1
Broward Central	11-9
Brown	2-0
Bucknell	1-0
Butler	1-1

C	
California	0-1
UC Riverside	2-0
Cal State Bakersfield	2-0
Carson-Newman	1-0
Central Arkansas	1-0
Central Connecticut State	1-0
UCF	11-3
Charleston Southern	1-0
Charlotte	2-1
Clemson	10-6
Cleveland State	3-0
Connecticut	5-18
Coppin State	4-0
Cornell	2-0

D	
Dartmouth	2-0
Davidson	1-0
Dayton	3-0
Delaware State	1-0
Delta State	0-1
Detroit	1-1
District of Columbia	1-0
Drake	0-1
Duke	2-14

E	
East Carolina	1-1
East Tennessee State	0-1
Eastern Kentucky	2-1
Eastern Michigan	1-0
Edinboro State	0-1
Evansville	1-0

F	
Fairfield	3-3
Farleigh Dickinson	1-0
Flagler	2-2
Florida	14-28
Florida A&M	12-9
Florida Atlantic	17-0
FGCU	2-0
FIU	35-22
Florida Memorial	6-0
Florida Southern	0-1
Florida State	14-41
Florida Tech	2-3
Fordham	2-0
Furman	1-0

G	
Gardner-Webb	2-0
Georgetown	16-9
George Mason	0-2
George Washington	1-0
Georgia	0-2
Georgia Southern	2-0
Georgia State	5-3
Georgia Tech	15-13
Gonzaga	1-1
Grambling State	3-2
Green Bay	1-1

H	
Hampton	1-0
Hartford	0-2
Harvard	1-0
Holy Cross	2-0
Homestead AFB	2-0
Houston	2-7
Howard	2-0

I	
Idaho	0-1
Idaho State	1-0
Illinois	1-2
Illinois-Chicago	1-0
Illinois State	2-0
Indiana	2-1
IUPUI	1-0
Iona	1-0
Iowa	0-4

HISTORY & RECORDS

SERIES RECORDS

J	
Jackson State	1-1
Jacksonville	1-1
James Madison	1-0

K	
Kansas	0-2
Kennesaw State	1-0
Kentucky	1-6

L	
La Salle	1-0
Lamar	2-1
Lawrence	1-0
Lehigh	1-0
Lipscomb	1-0
Long Beach State	1-0
LIU-Brooklyn	1-0
Longwood	1-0
LSU	1-3
Louisiana	1-0
Louisiana-Monroe	1-0
Louisiana Tech	0-2
Louisville	1-3
Loyola Chicago	2-0
Loyola Marymount	1-0

M	
Maine	2-2
Manhattan	1-0
Manhattanville	1-0
Maryland	5-10
UMES	2-0
UMass Lowell	1-0
Marymack (MO)	0-1
Massachusetts	2-0
Memphis	1-1
Mercer	5-2
Miami-Dade Downtown	6-0
Miami-Dade New World	11-0
Miami-Dade North	12-8
Miami-Dade South	7-8
Miami (OH)	2-0
Michigan	2-2
Michigan State	2-2
Middle Tennessee	1-2
Millikin	1-0
Milwaukee	3-0
Minnesota	1-3
Mississippi	4-3
Mississippi State	0-1
Missouri	2-0
Missouri State	1-0
UMKC	1-1
Monmouth	1-0
Montana	1-1

Morehead State	1-0
Morgan State	2-0
Morris Brown	1-0
Murray State	2-0

N	
Nebraska	0-3
New Hampshire	1-0
New Mexico	1-1
New Orleans	1-0
Niagara	1-0
Nicholls State	1-0
Norfolk State	1-0
North Carolina	8-13
North Carolina A&T	2-0
UNCG	1-0
NC State	10-10
North Florida	4-0
North Dakota State	1-0
Northern Illinois	1-1
Northwestern	1-1
Northwestern State	1-0
Notre Dame	4-18

O	
Oakland	3-0
Ohio State	1-2
Oklahoma	2-2
Oklahoma State	1-1
Old Dominion	2-3
Oral Roberts	1-1
Oregon	0-1

P	
Penn	0-1
Penn State	1-0
Pepperdine	1-0
Pittsburgh	20-9
Prairie View A&M	1-0
Portland State	1-0
Providence	18-6
Purdue	2-3

Q	
Quinnipiac	2-1

R	
Radford	2-0
Rhode Island	0-2
Rice	1-1
Richmond	2-1
Robert Morris	1-0
Rutgers	8-13

SERIES RECORDS

S	
St. Bonaventure	1-0
St. Francis Brooklyn	1-0
St. John's	19-6
St. Joseph's	1-1
St. Mary's	0-1
St. Peter's	1-0
Samford	1-0
San Diego State	1-0
San Francisco	1-0
Santa Clara	2-0
Siena	1-0
Seton Hall	13-9
South Alabama	0-1
South Carolina	0-2
South Carolina State	0-1
South Dakota State	0-1
Southern	1-0
USF	29-11
Southern Illinois	1-0
SIU-Edwardsville	2-0
SMU	0-1
Southern Miss	1-1
Stephen F. Austin	0-1
Stetson	19-4
Syracuse	18-9

T	
Tampa	5-1
Temple	3-1
Tennessee	0-2
UT Martin	0-1
Texas	1-2
Texas A&M	2-0
TCU	1-0
UT Rio Grande Valley	1-0
Texas State	1-0
Texas Southern	3-0
Texas Tech	1-2
Toledo	3-1
Tulane	1-3
Tulsa	1-0

U	
UCLA	1-0
Upper Iowa	1-0

V	
Valparaiso	1-0
Vanderbilt	1-1
Villanova	9-13
Virginia	8-9
VCU	1-0
Virginia Tech	18-6

W	
Wake Forest	10-8
Washington	1-1
Weber State	1-0
West Virginia	12-3
Western Illinois	1-0
Western Kentucky	2-4
Western Michigan	2-0
William & Mary	1-0
Wisconsin	2-0
Wright State	1-0

Y	
Yale	2-0

HISTORY & RECORDS

SERIES RESULTS

Alabama (0-2)

12/29/96	L	73-43	(h)
1/4/80	L	73-61	(h)

UAB (2-2)

11/22/10	W	68-52	(h)
11/21/09	W	70-54	(a)
11/21/80	L	79-63	(a)
1/23/80	L	83-71	(h)

Alaska Anchorage (2-0)

11/23/11	W	72-55	(a)
3/1/87	W	71-62	(a)

Albany (1-0)

11/13/16	W	77-53	(n)
----------	---	-------	-----

Alcorn State (2-0)

12/3/12	W	68-53	(h)
12/11/10	W	94-32	(h)

Appalachian State (1-0)

12/29/92	W	80-63	(h)
----------	---	-------	-----

Arizona (1-1)

12/2/89	W	85-65	(h)
1/27/88	L	78-71	(a)

Arizona State (0-3)

11/25/14	L	65-61	(h)
12/21/13	L	75-73	(a)
1/28/88	L	78-74	(a)

Arkansas (0-1)

11/23/84	L	79-58	(a)
----------	---	-------	-----

Army West Point (1-0)

1/7/80	W	73-62	(h)
--------	---	-------	-----

Auburn (0-8)

12/30/08	L	68-53	(h)
12/29/06	L	79-61	(h)
12/29/94	L	73-43	(h)
2/4/89	L	73-44	(a)
12/29/87	L	96-48	(h)
1/3/87	L	98-55	(a)
1/27/86	L	92-46	(a)
1/5/81	L	78-72	(h)

Augustana (1-0)

12/29/84	W	77-50	(h)
----------	---	-------	-----

Austin Peay (2-0)

11/28/08	W	64-51	(h)
1/4/82	W	74-52	(h)

Barry (3-1)

2/6/89	W	85-36	(h)
2/19/74	W	41-33	(h)
2/1/74	W	44-41	(a)
2/15/73	L	51-45	(a)

Baylor (1-1)

12/19/15	L	88-81	(n)
11/30/85	W	64-55	(n)

Bethune-Cookman (8-1)

11/15/15	W	55-47	(h)
11/18/09	W	88-46	(h)
2/5/90	W	76-43	(h)
1/25/90	W	76-26	(a)
2/22/89	W	72-55	(h)
12/6/88	W	77-65	(a)
2/20/88	L	80-72	(a)
12/1/87	W	90-55	(h)
1/20/81	W	2-0—forfeit	(h)

Binghamton (3-0)

12/19/09	W	68-52	(a)
12/13/08	W	72-37	(h)
11/30/85	W	64-55	(n)

Boston College (25-17)

2/4/16	W	67-62	(a)
1/4/15	W	74-53	(h)
1/16/14	L	63-62	(a)
2/17/13	W	79-54	(h)
2/26/12	W	88-42	(h)
2/5/12	W	88-57	(a)
2/17/11	W	90-80	(a)
1/16/11	W	65-53	(h)
2/28/10	W	76-68	(h)
1/31/10	L	72-64	(a)
3/5/09*	L	76-59	(n)
2/16/09	L	71-64	(h)
1/18/09	L	62-54	(a)
3/2/08	L	63-52	(h)
2/3/08	L	70-42	(a)
2/11/07	L	78-65	(a)
1/18/07	W	83-68	(h)
2/12/06	L	79-69	(a)
1/19/06	W	82-68	(h)
3/7/04#	L	65-53	(n)
1/10/04	W	70-66	(a)
3/1/03	L	84-77	(a)
1/15/03	L	79-61	(h)
2/26/02	W	60-57	(h)
3/3/01#	L	62-49	(n)
1/10/01	W	65-59	(a)
2/2/00	L	66-55	(h)
1/16/99	W	66-53	(a)
12/5/98	W	65-57	(h)
1/10/98	W	85-79	(h)
3/2/97#	W	63-48	(n)
2/19/97	L	67-55	(a)
1/2/97	L	66-48	(h)
1/22/96	W	60-59	(a)
1/22/95	W	73-67	(a)
1/2/95	W	80-45	(h)
2/26/94	W	75-72	(h)
1/25/94	L	80-71	(a)
2/16/93	W	84-55	(h)
1/31/93	W	80-67	(a)
2/1/92	W	79-60	(h)
1/3/92	W	78-59	(a)

* ACC Tournament

BIG EAST Tournament

HISTORY & RECORDS

SERIES RESULTS

Boston University (1-0)

1/11/90 W 87-69 (a)

Bradley (2-0)

11/25/05 W 73-61 (h)

11/29/03 W 70-52 (n)

BYU (1-1)

12/20/86 L 82-80 (n)

12/13/85 W 78-74 (n)

Broward Central (11-9)

2/13/81 W 69-50 (a)

11/17/80 W 87-49 (h)

2/12/80 W 104-35 (h)

11/28/79 W 101-38 (a)

1978-79 L 81-58 (n)

1978-79 L 93-82 (h)

1978-79 L 77-61 (a)

2/21/78 L 70-62 (n)

1/2/78 L 59-47 (a)

2/18/77 L 72-65 (n)

2/16/77 W 75-64 (h)

2/4/77 L 69-59 (a)

2/21/76 L 91-65 (n)

2/2/76 L 69-65 (a)

1974-75 W 61-26 (h)

1974-75 W 49-19 (a)

1/30/74 W 43-27 (a)

2/21/74 W 44-28 (h)

1/12/73 W 36-26 (a)

2/13/73 W 41-25 (h)

Brown (2-0)

12/29/08 W 81-41 (h)

12/29/99 W 79-62 (h)

Bucknell (1-0)

12/28/92 W 74-54 (h)

Butler (1-1)

11/24/07 L 62-59 (h)

12/27/96 W 70-55 (h)

California (0-1)

4/3/10^ L 73-61 (a)

^ WNIT

UC Riverside (2-0)

12/18/10 W 81-59 (h)

11/13/09 W 88-73 (a)

Cal State Bakersfield (2-0)

12/5/10 W 86-61 (h)

11/15/09 W 111-93 (a)

Carson-Newman (1-0)

12/17/81 W 86-63 (n)

Central Arkansas (1-0)

12/30/07 W 90-57 (h)

Central Connecticut State (1-0)

12/28/12 W 64-43 (h)

UCF (11-3)

12/18/08 W 66-59 (a)

12/2/07 W 64-56 (h)

12/20/05 W 82-72 (a)

12/13/04 W 60-50 (h)

2/10/90 W 96-74 (h)

2/11/89 W 94-69 (h)

2/25/88 W 103-87 (h)

1/20/88 W 93-82 (a)

12/04/85 W 62-61 (h)

1/24/83 L 70-60 (a)

12/15/81 W 66-63 (n)

2/06/81 W 86-75 (h)

2/19/80 L 57-56 (a)

1978-79 L 69-51 (n)

Charleston Southern (1-0)

12/2/07 W 64-56 (h)

Charlotte (2-1)

11/16/16 W 80-46 (h)

11/23/15 W 77-70 (a)

3/24/90^ L 82-80 (n)

^ WNIT

Clemson (10-6)

2/12/17 W 81-57 (h)

1/10/16 W 83-49 (a)

1/15/15 W 79-42 (h)

1/26/14 L 60-52 (a)

2/7/13 W 62-46 (a)

1/3/13 W 78-56 (h)

2/5/12 W 68-47 (h)

1/14/11 W 77-48 (h)

2/18/10 L 73-72 (a)

1/5/09 L 74-68 (h)

1/10/08 W 66-61 (a)

1/28/07 L 79-69 (h)

1/12/06 W 74-52 (a)

1/31/05 W 83-69 (a)

3/14/98! L 60-49 (n)

12/19/81 L 74-59 (n)

! NCAA Tournament

Cleveland State (3-0)

2/28/91 W 91-59 (h)

12/27/89 W 81-53 (h)

12/27/84 W 95-48 (h)

Connecticut (5-18)

2/8/04 L 83-65 (a)

2/19/03 L 81-60 (h)

1/12/02 L 96-50 (a)

1/23/01 L 81-45 (a)

12/5/00 L 77-53 (h)

1/29/00 L 84-36 (h)

2/8/00 L 93-46 (a)

2/6/99 L 88-66 (h)

1/20/99 L 89-55 (a)

2/13/98 L 80-60 (a)

HISTORY & RECORDS

SERIES RESULTS

3/3/97#	L	98-71	(a)
2/16/97	L	86-59	(a)
1/9/97	L	69-51	(h)
1/10/96	L	79-52	(h)
2/9/95	L	85-48	(a)
1/24/95	L	92-51	(h)
2/13/94	L	60-48	(h)
1/23/94	L	87-46	(a)
2/14/93	W	69-51	(h)
1/15/93	W	69-66	(a)
3/9/92#	W	56-47	(a)
2/21/92	W	75-59	(a)
1/17/92	W	70-66	(h)

BIG EAST Tournament

Coppin State (4-0)

12/19/16	W	75-35	(h)
12/4/15	W	78-59	(h)
12/13/14	W	70-54	(h)
12/15/13	W	63-58	(h)

Cornell (2-0)

12/21/09	W	101-62	(a)
1/2/09	W	61-47	(h)

Dartmouth (2-0)

12/16/03	W	74-53	(h)
12/20/84	W	62-52	(h)

Davidson (1-0)

12/8/12	W	67-35	(h)
---------	---	-------	-----

Dayton (3-0)

12/3/94	W	67-53	(n)
1/4/86	W	76-62	(h)
2/15/81	W	62-58	(h)

Delaware State (1-0)

12/27/97	W	105-62	(h)
----------	---	--------	-----

Delta State (0-1)

3/7/82+	L	81-66	(n)
---------	---	-------	-----

+ AIAW Tournament

Detroit (1-1)

12/28/95	L	78-77	(h)
1/8/89	W	74-61	(a)

District of Columbia (1-0)

1/3/90	W	79-47	(n)
--------	---	-------	-----

Drake (0-1)

1/2/81	L	101-63	(h)
--------	---	--------	-----

Duke (2-14)

3/4/17*	L	57-52	(n)
2/19/17	L	83-70	(a)
2/7/16	W	61-53	(h)
1/18/15	L	68-53	(a)
1/30/14	L	76-75	(h)
2/28/13	W	69-65	(h)
1/31/13	L	82-43	(a)
2/24/12	L	74-64	(a)

2/3/11	L	82-58	(a)
1/14/10	L	69-62	(h)
1/9/09	L	73-58	(a)
1/5/08	L	84-72	(h)
1/3/07	L	72-42	(a)
2/19/06	L	99-93	(h)
2/24/05	L	95-61	(a)
2/3/05	L	72-63	(h)

* ACC Tournament

East Carolina (1-1)

12/19/85	L	58-43	(a)
1/2/82	W	60-56	(h)

East Tennessee State (0-1)

1/5/82	L	70-44	(h)
--------	---	-------	-----

Eastern Kentucky (2-1)

11/23/03	W	90-81	(n)
11/24/99	W	83-66	(h)
11/24/94	L	81-74	(n)

Eastern Michigan (1-0)

12/21/02	W	85-66	(h)
----------	---	-------	-----

Edinboro State (0-1)

1/2/80	L	70-62	(h)
--------	---	-------	-----

Evansville (1-0)

2/26/85	W	61-60	(h)
---------	---	-------	-----

Fairfield (3-3)

11/28/04	W	84-70	(h)
12/22/00	L	67-55	(h)
11/16/97	W	87-66	(h)
11/27/94	W	81-71	(h)
1/3/86	L	71-68	(h)
12/28/82	L	76-71	(h)

Fairleigh Dickinson (1-0)

12/2/05	W	100-62	(h)
---------	---	--------	-----

Flagler (2-2)

2/16/80	W	64-62	(n)
1/27/80	W	74-73	(a)
1974-75	L	62-49	(a)
2/26/74	L	74-38	(n)

Florida (14-28)

3/21/10*	W	77-64	(h)
12/12/03	W	80-75	(h)
12/2/02	L	76-67	(a)
12/1/99	L	85-77	(h)
11/24/98	L	85-69	(a)
11/21/97	L	70-51	(a)
11/22/96	L	65-58	(n)
12/2/95	L	71-70	(h)
12/2/94	L	84-63	(n)
1/27/94	L	59-50	(a)
12/1/91	W	95-75	(h)
1/16/90	W	85-73	(a)
11/29/89	W	76-61	(h)
1/24/89	W	75-67	(h)

HISTORY & RECORDS

SERIES RESULTS

1/16/89	L	75-61	(a)
12/19/87	W	84-75	(h)
12/12/87	W	69-68	(a)
2/22/87	W	78-66	(h)
12/13/86	L	81-73	(a)
2/24/86	W	70-45	(h)
1/15/86	L	79-58	(a)
2/18/85	W	68-53	(h)
1/14/85	L	85-68	(a)
2/06/85	L	55-53	(h)
12/11/83	L	78-58	(a)
2/14/83	L	78-64	(a)
1/20/82	L	80-73	(a)
12/05/81	W	87-85	(h)
2/28/81	W	65-59	(n)
2/7/81	W	75-64	(h)
1/10/81	L	84-55	(a)
2/20/80	L	81-66	(n)
2/18/80	L	77-66	(a)
1/12/80	L	80-71	(h)
2/23/78	L	76-55	(n)
1/28/78	L	84-47	(a)
2/25/77	L	73-41	(h)
2/8/77	L	75-28	(h)
2/20/76	L	83-41	(n)
2/9/76	L	103-53	(a)
1974-75	L	58-45	(n)
1974-75	L	67-32	(n)
^ WNIT			

Florida A&M (12-9)

12/29/14	W	83-47	(h)
12/1/09	W	83-69	(h)
3/9/91@	W	73-44	(n)
2/2/91	W	78-71	(h)
1/17/91	L	73-65	(a)
1/22/90	W	90-56	(h)
12/6/89	W	77-70	(a)
1/21/89	W	73-66	(a)
12/19/88	W	103-64	(h)
2/4/88	L	89-88	(a)
1/11/88	W	104-86	(h)
2/18/83	L	80-78	(h)
1/22/83	L	65-58	(a)
2/15/82	L	69-64	(a)
2/1/82	W	66-62	(h)
2/20/81	W	79-47	(h)
12/7/80	L	72-50	(a)
1978-79	L	90-58	(h)
1978-79	L	67-37	(a)
1974-75	W	59-38	(n)
2/27/73	L	55-47	(n)

@ NWSAC Tournament

Florida Atlantic (17-0)

11/23/12	W	76-61	(h)
11/26/10	W	89-48	(h)
11/9/07	W	64-45	(h)
12/16/02	W	86-61	(h)
12/15/01	W	92-71	(a)
11/20/00	W	87-50	(h)
12/11/99	W	89-73	(a)
12/16/98	W	91-57	(h)

11/25/97	W	105-84	(a)
11/26/96	W	74-53	(h)
12/30/95	W	93-54	(h)
11/29/94	W	90-81	(a)
12/28/93	W	90-69	(h)
12/6/92	W	94-37	(h)
2/18/89	W	72-55	(h)
2/15/88	W	87-66	(h)
3/9/87	W	59-43	(h)

FGCU (2-0)

3/18/17!	W	62-60	(h)
3/18/10*	W	70-57	(h)
! NCAA Tournament		^ WNIT	

FIU (35-22)

12/16/16	W	69-49	(a)
12/22/15	W	83-55	(h)
11/25/08	W	66-49	(a)
12/4/07	L	60-58	(h)
12/5/06	L	83-78	(a)
3/18/06^	W	95-83	(h)
12/6/05	W	75-63	(h)
12/4/04	L	67-62	(a)
12/2/03	W	78-58	(h)
12/14/02	L	81-70	(a)
2/16/02	L	71-65	(h)
12/9/00	L	78-48	(a)
12/4/99	W	76-61	(h)
11/18/98	W	67-65	(a)
12/14/97	L	81-60	(h)
12/14/96	W	55-49	(a)
12/16/95	W	71-49	(h)
12/6/94	L	77-62	(a)
12/30/93	L	75-56	(h)
12/13/92	W	80-53	(a)
12/29/91	W	78-53	(h)
3/8/91@	W	75-55	(n)
3/2/91	W	79-54	(h)
2/5/91	W	74-64	(a)
2/23/90	W	94-76	(a)
2/1/90	W	71-64	(h)
2/24/89	W	100-85	(a)
1/31/89	W	83-76	(h)
2/23/88	L	79-70	(a)
2/13/88	L	79-69	(h)
2/18/87	L	78-71	(h)
3/4/86	L	81-52	(h)
3/4/85	W	81-73	(h)
2/7/85	L	73-72	(a)
3/3/84	L	83-81	(a)
1/24/84	W	82-64	(h)
3/2/83	L	63-53	(h)
12/4/82	L	89-73	(a)
1/26/82	W	69-66	(h)
1/11/82	W	78-59	(a)
2/21/81	W	84-56	(h)
1/27/81	W	109-56	(h)
2/15/80	W	83-35	(h)
1/15/81	W	98-41	(h)
2/6/79	W	86-58	(h)
2/12/79	W	74-44	(h)
2/18/78	W	50-43	(n)

HISTORY & RECORDS

SERIES RESULTS

2/8/78	W	54-50	(a)
1/23/78	W	71-42	(h)
2/26/77	L	66-58	(h)
2/24/77	W	64-51	(h)
2/19/77	L	52-48	(n)
2/14/77	W	73-65	(h)
2/1/77	L	57-49	(a)
2/26/76	L	59-57	(n)
2/17/76	L	57-50	(h)
1/29/76	W	56-38	(h)
* WNIT		@ NWSAC Tournament	

Florida Memorial (6-0)

2/14/84	W	75-43	(a)
11/18/83	W	76-56	(h)
1/17/83	W	89-71	(a)
11/19/82	W	88-40	(h)
11/28/82	W	100-54	(h)
11/27/81	W	75-47	(a)

Florida Southern (0-1)

1/18/80	L	71-69	(a)
---------	---	-------	-----

Florida State (14-41)

3/3/17*	W	56-54	(n)
2/6/17	L	80-71	(a)
12/29/16	L	81-66	(h)
3/4/16*	W	74-56	(n)
2/28/16	L	70-67	(a)
1/24/16	L	69-58	(h)
3/1/15	L	69-55	(h)
2/8/15	L	80-60	(a)
3/6/14*	L	72-67 (OT)	(n)
2/16/14	W	76-73	(a)
1/09/14	L	68-63	(h)
3/8/13*	L	70-58	(n)
2/10/13	L	93-78	(h)
1/13/13	L	86-65	(a)
2/19/12	W	67-60	(h)
1/15/12	W	60-57	(a)
2/24/11	W	84-68	(h)
1/24/11	L	66-59	(a)
2/25/10	L	87-62	(a)
1/10/10	W	78-70	(h)
2/22/09	L	59-58	(a)
2/8/09	L	75-59	(h)
2/28/08	L	50-49	(a)
1/24/08	L	75-70	(h)
2/1/07	L	75-68	(h)
1/7/07	L	71-62	(a)
2/17/06	L	68-61	(a)
2/9/06	L	79-54	(h)
1/27/05	W	62-57	(h)
1/9/05	L	65-56	(a)
12/19/92	L	64-61	(h)
1/23/91	L	71-69	(a)
12/19/91	L	76-62	(h)
2/17/90	L	95-66	(a)
12/11/88	W	88-79	(h)
11/26/88	W	96-85	(n)
1/29/87	W	80-73	(a)
12/15/86	L	75-74	(h)
2/25/85	W	74-67	(a)

12/15/84	W	79-65	(h)
1/13/84	L	76-64	(a)
3/5/82	L	84-80	(n)
2/13/82	L	66-52	(a)
12/12/81	L	77-74	(h)
2/27/81	W	79-70	(n)
1/13/81	L	62-55	(h)
12/6/80	L	87-73	(a)
2/22/80	L	72-61	(n)
1/22/80	L	93-74	(a)
12/14/79	L	82-64	(h)
1978-79	L	73-57	(n)
1978-79	L	74-64	(h)
1978-79	L	79-53	(a)
2/24/78	L	66-56	(n)
1974-75	L	59-45	(n)

* ACC Tournament

Florida Tech (2-3)

2/7/76	W	60-55	(n)
1/17/76	L	60-57	(h)
1974-75	W	53-32	(n)
2/27/74	L	36-41	(n)
2/26/73	L	38-31	(n)

Fordham (2-0)

11/23/07	W	57-40	(h)
1/8/85	W	92-73	(h)

Furman (1-0)

11/21/99	W	88-46	(h)
----------	---	-------	-----

Gardner-Webb (2-0)

3/20/11!	W	80-62	(n)
11/19/04	W	65-47	(h)

! NCAA Tournament

Georgetown (16-9)

12/21/11	L	71-46	(a)
12/7/10	W	81-72	(h)
1/4/04	W	57-55	(h)
3/4/03	W	73-71	(h)
1/4/03	W	60-57	(a)
3/2/02	W	69-52	(n)
2/13/02	W	64-56	(a)
2/3/01	W	52-46	(h)
1/19/00	L	63-61	(h)
2/19/00	L	66-61	(a)
2/13/99	W	81-62	(a)
1/26/99	L	69-51	(h)
3/1/98#	W	81-66	(h)
1/31/98	W	81-74	(a)
2/25/97	W	62-58	(h)
1/15/97	L	62-55	(a)
2/14/96	L	71-69	(h)
2/15/95	L	65-63	(h)
1/11/95	W	72-66	(a)
2/17/94	L	81-60	(a)
2/11/93	W	67-59	(h)
2/9/93	L	90-88	(a)
1/9/93	W	62-55	(h)
2/8/92	W	83-76	(a)
1/8/92	W	89-51	(h)

BIG EAST Tournament

HISTORY & RECORDS

SERIES RESULTS

George Mason (0-2)

11/30/05	L	68-61	(h)
11/30/04	L	60-35	(a)

George Washington (1-0)

12/28/10	W	83-62	(h)
----------	---	-------	-----

Georgia (0-2)

1/15/06	L	74-59	(n)
2/20/82	L	91-51	(a)

Georgia Southern (2-0)

1/31/91	W	89-66	(h)
1/19/91	W	86-79	(a)

Georgia State (5-3)

11/10/06	W	68-60	(h)
1/24/91	W	68-49	(h)
12/4/90	W	85-60	(a)
2/24/84	L	88-79	(n)
1/7/83	W	71-66	(n)
12/19/82	L	83-69	(n)
2/22/82	W	72-66	(a)
12/29/81	L	63-60	(h)

Georgia Tech (15-13)

3/2/17*	W	87-71	(n)
2/26/17	W	75-70	(h)
2/11/16	W	58-55	(a)
2/15/15	W	64-59	(h)
2/9/14	L	89-87	(h)
2/24/13	L	68-64	(a)
1/17/13	W	71-65	(h)
1/9/12	W	77-65	(a)
2/27/11	W	70-59	(a)
1/30/11	W	84-74	(h)
2/21/10	L	77-73	(h)
1/27/10	L	80-73	(a)
1/29/09	L	68-42	(a)
1/12/09	L	60-50	(h)
3/6/08*	L	76-49	(n)
2/7/08	W	54-52	(h)
1/13/08	L	68-65	(a)
3/1/07*	L	66-52	(n)
2/15/07	L	66-45	(h)
1/15/07	L	52-37	(a)
3/2/06*	L	79-62	(n)
2/26/06	W	90-85	(h)
1/5/06	W	75-63	(a)
3/4/05*	W	60-58	(n)
1/23/05	L	62-46	(h)
3/13/02^	W	73-64	(a)
12/30/91	W	78-63	(h)
12/15/80	W	86-80	(h)

* ACC Tournament ^ WNIT

Gonzaga (1-1)

3/19/11!	L	65-54	(a)
2/28/86	W	79-52	(n)

! NCAA Tournament

Grambling State (3-2)

11/25/16	W	89-61	(h)
----------	---	-------	-----

12/21/08	W	83-65	(h)
12/28/94	L	98-75	(h)
12/4/86	W	67-65	(h)
12/6/85	L	81-75	(h)

Green Bay (1-1)

11/16/08	L	63-61	(h)
11/30/02	L	83-72	(a)

Hampton (1-0)

12/12/98	W	84-52	(h)
----------	---	-------	-----

Hartford (0-2)

12/10/05	W	82-62	(h)
11/23/04	L	63-53	(a)

Harvard (1-0)

12/22/91	W	87-62	(h)
----------	---	-------	-----

Holy Cross (2-0)

12/28/11	W	89-49	(h)
1/2/87	W	83-76	(n)

Homestead AFB (2-0)

2/23/76	W	63-50	(a)
1/14/76	W	100-20	(h)

Houston (2-7)

11/24/09	W	68-54	(h)
11/21/08	L	70-64	(a)
12/8/07	L	63-62	(h)
12/19/06	L	82-73	(a)
3/16/02^	L	83-76	(a)
11/28/95	L	80-72	(a)
12/2/89	L	81-76	(a)
2/11/85	L	83-68	(a)
1/9/82	W	64-47	(h)
^ WNIT			

Howard (2-0)

2/9/91	W	78-58	(h)
11/27/87	W	81-58	(n)

Idaho (0-1)

2/22/84	L	68-66	(n)
---------	---	-------	-----

Idaho State (1-0)

3/17/11!	W	70-41	(n)
----------	---	-------	-----

! NCAA Tournament

Illinois (1-2)

12/2/15	W	73-64	(h)
12/30/87	L	85-83	(h)
12/14/85	L	73-47	(n)

Illinois-Chicago (1-0)

12/16/89	W	70-41	(h)
----------	---	-------	-----

Illinois State (2-0)

11/28/14	W	95-44	(h)
3/22/90^	W	85-83	(n)

^ WNIT

HISTORY & RECORDS

SERIES RESULTS

Indiana (2-1)

12/20/15	W	89-75	(n)
12/5/08	L	69-54	(h)
11/25/06	W	79-70	(h)

IUPUI (1-0)

11/23/01	W	72-58	(h)
----------	---	-------	-----

Iona (1-0)

11/18/01	W	71-52	(h)
----------	---	-------	-----

Iowa (0-4)

3/22/15!	L	88-70	(a)
3/24/13!	L	69-53	(a)
2/10/86	L	75-46	(a)
11/29/85	L	83-63	(n)

! NCAA Tournament

Jackson State (1-1)

12/1/06	W	77-50	(h)
12/29/81	L	71-45	(h)

Jacksonville (1-1)

12/6/14	W	65-36	(h)
11/13/07	L	72-64	(h)

James Madison (1-0)

1/4/90	W	72-53	(n)
--------	---	-------	-----

Kansas (0-2)

12/28/90	L	76-48	(h)
12/31/79	L	101-62	(h)

Kennesaw State (1-0)

11/12/10	W	93-39	(h)
----------	---	-------	-----

Kentucky (1-6)

11/11/16	L	82-66	(a)
12/1/01	L	60-57	(a)
12/19/00	W	74-59	(h)
3/23/90^	L	80-68	(n)
12/9/89	L	80-71	(n)
12/6/86	L	71-55	(h)
2/8/86	L	108-53	(a)

^ WNIT

La Salle (1-0)

11/29/15	W	86-58	(h)
----------	---	-------	-----

Lamar (2-1)

1/11/85	W	89-54	(h)
12/2/83	W	71-62	(h)
1/1/80	L	78-56	(h)

Lawrence (1-0)

12/14/82	W	74-34	(h)
----------	---	-------	-----

Lehigh (1-0)

12/27/01	W	76-49	(h)
----------	---	-------	-----

Lipscomb (1-0)

1/1/11	W	91-52	(h)
--------	---	-------	-----

Long Beach State (1-0)

11/27/09	W	83-66	(h)
----------	---	-------	-----

LIU-Brooklyn (1-0)

1/17/95	W	74-59	(h)
---------	---	-------	-----

Longwood (1-0)

11/27/11	W	92-43	(h)
----------	---	-------	-----

LSU (1-3)

12/29/14	W	76-71	(h)
12/19/07	L	63-52	(n)
1/10/86	L	54-94	(n)
1/16/85	L	62-67	(h)

Louisiana (1-0)

1/6/84	W	84-78	(n)
--------	---	-------	-----

Louisiana-Monroe (1-0)

12/16/11	W	103-39	(h)
12/30/85	L	88-62	(h)

Louisiana Tech (0-2)

3/5/87	L	76-58	(h)
1/25/86	L	81-40	(a)

Louisville (1-2)

2/25/16	L	79-51	(h)
1/25/15	L	68-55	(a)
1/11/89	W	59-58	(a)

Loyola Chicago (2-0)

12/6/16	W	81-43	(h)
11/21/15	W	77-50	(a)

Loyola Marymount (1-0)

12/29/04	W	78-67	(h)
----------	---	-------	-----

Maine (2-2)

12/20/16	W	76-51	(h)
12/29/07	L	54-53	(h)
12/28/97	W	91-78	(h)
1/13/88	L	76-56	(a)

Manhattan (1-0)

11/24/95	W	74-66	(h)
----------	---	-------	-----

Manhattanville (1-0)

1/9/77	W	48-46	(h)
--------	---	-------	-----

Maryland (5-10)

2/13/14	L	67-52	(h)
1/10/13	L	84-62	(a)
2/12/12	W	76-74	(a)
1/12/12	W	75-63	(h)
2/10/11	W	83-75	(h)
1/21/10	W	80-77	(a)
3/1/09	L	89-65	(h)
1/31/08	L	90-50	(a)
1/10/07	L	111-53	(h)
2/1/06	L	88-77	(a)
2/17/05	L	70-65	(h)
3/21/04!	L	86-85	(n)

HISTORY & RECORDS

SERIES RESULTS

12/29/02	W	97-66	(h)
2/11/93	L	67-57	(a)
1/4/87	L	84-64	(n)

! NCAA Tournament

UMES (2-0)

11/27/04	W	88-64	(n)
1/14/87	W	82-61	(h)

Marymack (MO) (0-1)

1/3/76	L	63-53	(h)
--------	---	-------	-----

Massachusetts (2-0)

11/28/09	W	63-57	(h)
1/9/90	W	76-58	(a)

UMass Lowell (1-0)

12/6/15	W	84-53	(h)
---------	---	-------	-----

Memphis (1-1)

11/27/84	L	91-74	(a)
1/4/84	W	76-73	(h)

Mercer (5-2)

2/14/91	L	80-71	(a)
1/26/91	L	86-83	(h)
2/19/90	W	84-62	(h)
2/2/89	W	75-47	(a)
12/21/88	W	93-62	(h)
12/17/85	W	71-57	(h)
12/30/81	W	68-67	(h)

Miami-Dade Downtown (6-0)

2/10/77	W	67-45	(h)
1/13/77	W	75-56	(a)
2/3/76	W	71-38	(h)
1/22/76	W	74-54	(a)
1974-75	W	58-26	(h)
1974-75	W	65-21	(a)

Miami-Dade New World (11-0)

2/10/81	W	72-57	(a)
12/10/80	W	82-55	(h)
2/14/80	W	85-19	(n)
1/10/80	W	89-54	(h)
12/10/79	W	98-35	(a)
1978-79	W	81-63	(a)
1978-79	W	79-54	(n)
1978-79	W	52-35	(h)
2/17/78	W	54-41	(n)
2/13/78	W	67-41	(h)
1/16/78	W	63-57	(a)

Miami-Dade North (12-8)

2/23/81	W	58-48	(a)
1/22/81	W	80-60	(h)
2/15/80	W	55-52	(a)
12/8/79	W	90-66	(a)
12/1/79	W	77-56	(h)
1978-79	W	86-44	(a)
1978-79	W	97-61	(a)
1978-79	W	74-42	(h)
1/25/78	W	88-34	(a)

2/22/77	W	75-68	(h)
1/24/77	L	106-69	(a)
2/11/76	L	64-49	(a)
1/27/76	L	80-58	(h)
1974-75	L	54-46	(a)
1974-75	W	44-38	(h)
1974-75	L	65-49	(n)
2/18/74	L	38-36	(a)
2/13/74	W	29-23	(h)
2/22/73	L	47-36	(a)
1/9/73	L	37-21	(h)

Miami-Dade South (7-8)

2/3/81	L	63-60	(a)
12/2/80	W	75-51	(h)
2/28/80	L	60-57	(a)
12/11/79	W	84-71	(h)
1978-79	W	66-60	(h)
2/18/78	L	69-59	(n)
2/7/78	L	53-46	(a)
1/20/78	W	73-69	(h)
2/7/77	L	56-50	(a)
1/26/77	W	42-39	(h)
2/7/76	L	62-60	(n)
1/20/76	L	49-40	(a)
1974-75	W	60-52	(a)
2/12/74	W	48-47	(a)
2/8/73	L	56-26	(a)

Miami (OH) (2-0)

11/20/10	W	96-64	(h)
1/3/10	W	75-61	(a)

Michigan (2-2)

3/31/10*	W	76-59	(a)
11/19/07	L	65-50	(h)
12/3/06	L	60-55	(a)
12/28/89	W	72-64	(h)

^ WNIT

Michigan State (2-2)

12/1/11	W	76-60	(a)
12/29/90	L	79-73	(h)
12/19/86	L	63-52	(a)
12/30/84	W	78-68	(h)

Middle Tennessee (1-2)

11/17/14	L	53-48	(a)
11/15/13	L	61-55	(h)
12/30/80	W	80-74	(h)

Millikin (1-0)

1/2/83	W	66-62	(h)
--------	---	-------	-----

Milwaukee (3-0)

11/27/15	W	77-38	(h)
11/28/07	W	73-70 (OT)	(a)
11/13/06	W	78-71	(h)

HISTORY & RECORDS

SERIES RESULTS

Minnesota (1-3)

12/05/13	L	74-67	(a)
12/30/01	L	80-65	(h)
11/28/87	L	76-72	(a)
12/22/86	W	77-64	(h)

Mississippi (4-3)

12/10/11	W	76-48	(h)
12/21/10	W	82-46	(a)
12/15/07	L	65-52	(h)
12/21/06	L	82-64	(a)
12/29/05	W	79-70	(h)
1/3/91	W	66-64	(n)
12/31/85	L	79-61	(h)

Mississippi State (0-1)

2/27/87	L	81-67	(n)
---------	---	-------	-----

Missouri (2-0)

11/30/13	W	74-68	(h)
1/5/85	W	82-81	(n)

Missouri State (1-0)

11/25/88	W	90-71	(n)
----------	---	-------	-----

UMKC (1-1)

1/9/91	L	53-44	(a)
2/9/90	W	70-58	(h)

Monmouth (1-0)

11/28/86	W	82-73	(n)
----------	---	-------	-----

Montana (1-1)

12/16/05	L	83-74	(a)
12/20/04	W	55-49	(h)

Morehead State (1-0)

11/22/03	W	93-54	(a)
----------	---	-------	-----

Morgan State (2-0)

12/28/13	W	80-42	(h)
12/30/10	W	74-47	(h)

Morris Brown (1-0)

11/25/02	W	111-44	(h)
----------	---	--------	-----

Murray State (2-0)

1/4/91	W	82-60	(n)
1/4/85	W	73-62	(h)

Nebraska (0-3)

11/17/10	L	99-85	(a)
12/5/09	L	76-71	(h)
12/30/82	L	76-74	(h)

New Hampshire (1-0)

12/28/00	W	70-61	(h)
----------	---	-------	-----

New Mexico (1-1)

12/29/13	W	67-50	(h)
3/22/03!	L	91-85	(n)

! NCAA Tournament

New Orleans (1-0)

11/26/84	W	77-57	(n)
----------	---	-------	-----

Niagara (1-0)

12/1/89	W	88-52	(h)
---------	---	-------	-----

Nicholls State (1-0)

11/24/06	W	85-42	(h)
----------	---	-------	-----

Norfolk State (1-0)

11/14/08	W	91-42	(h)
----------	---	-------	-----

North Carolina (7-13)

1/17/16	W	76-61	(a)
2/22/15	L	66-65	(h)
2/2/14	W	83-80	(a)
1/27/13	L	64-62	(h)
2/8/12	W	61-37	(h)
1/2/12	L	65-63	(a)
3/5/11*	L	83-57	(n)
2/13/11	W	78-66	(a)
2/4/10	W	80-69	(h)
2/29/09	L	90-76	(a)
2/21/08	L	79-61	(h)
2/18/07	L	93-70	(a)
1/9/06	L	90-57	(h)
3/5/05*	L	64-57	(n)
1/17/05	L	83-52	(a)
3/21/92!	W	86-72	(h)
2/29/88	W	75-69	(a)
1/29/87	L	89-71	(h)
11/25/83	L	77-65	(n)
1/17/81	L	75-61	(n)

* ACC Tournament

! NCAA Tournament

North Carolina A&T (2-0)

3/25/10*	W	84-77	(h)
12/28/05	W	104-65	(h)

^ WNIT

UNCG (1-0)

11/27/10	W	78-60	(h)
----------	---	-------	-----

NC State (10-10)

1/5/17	W	67-64	(a)
12/30/15	W	73-44	(h)
2/19/15	L	68-65	(a)
1/19/14	W	80-71	(h)
2/21/13	W	59-55	(a)
12/20/12	W	79-53	(h)
2/16/12	W	73-61	(a)
1/5/12	W	78-68	(h)
3/4/11*	W	93-85	(n)
1/27/11	W	84-77	(h)
2/14/10	L	66-64	(a)
1/22/09	W	72-60	(h)
2/14/08	L	51-45	(a)
2/24/07	L	77-53	(h)
1/26/06	L	83-77	(a)
2/14/05	L	71-68	(h)
1/20/05	L	73-59	(a)
12/19/99	L	80-60	(h)
11/26/83	L	60-54	(a)

SERIES RESULTS

1/16/81 L 97-50 (a)
**ACC Tournament*

North Florida (4-0)

11/21/14 W 81-53 (h)
 11/8/13 W 79-39 (h)
 11/9/12 W 77-24 (h)
 12/31/09 W 80-36 (h)

North Dakota State (1-0)

1/1/84 W 64-61 (h)

Northern Illinois (1-1)

2/6/88 W 88-80 (h)
 2/9/87 L 77-72 (a)

Northwestern (1-1)

11/21/01 W 86-69 (h)
 11/24/00 L 56-48 (a)

Northwestern State (1-0)

12/3/88 W 92-89 (n)

Notre Dame (4-18)

1/8/17 L 67-55 (h)
 3/5/16* L 78-67 (n)
 2/14/16 L 90-69 (a)
 3/6/15* L 77-61 (n)
 1/8/15 W 78-63 (h)
 1/23/14 L 79-52 (a)
 2/25/04 L 93-58 (a)
 1/28/04 L 59-50 (h)
 1/11/03 W 80-70 (a)
 1/2/02 L 69-65 (h)
 2/20/01 L 81-54 (a)
 1/22/00 L 76-54 (h)
 3/5/00# L 67-52 (a)
 2/23/99 L 89-62 (a)
 2/3/98 W 77-76 (h)
 1/8/98 L 75-47 (a)
 1/29/97 L 72-71 (h)
 2/20/96 L 86-70 (a)
 1/27/96 L 67-50 (h)
 1/7/88 L 83-68 (h)
 2/7/87 W 62-61 (a)
 1/5/86 L 59-53 (h)
**ACC Tournament #BIG EAST Tournament*

Oakland (3-0)

11/14/14 W 66-53 (h)
 11/19/13 W 86-68 (a)
 11/26/05 W 78-65 (h)

Ohio State (1-2)

12/1/16 W 94-89 (OT) (a)
 12/27/86 L 79-75 (h)
 12/17/82 L 91-63 (n)

Oklahoma (2-2)

3/22/11! L 88-83 (n)
 12/20/97 L 67-62 (a)
 1/2/91 W 74-71 (n)
 12/29/88 W 69-66 (h)
! NCAA Tournament

Oklahoma State (1-1)

12/19/98 W 62-60 (h)
 3/15/89! L 93-69 (a)
! NCAA Tournament

Old Dominion (2-3)

12/4/16 W 66-56 (h)
 11/17/15 W 61-35 (a)
 12/1/96 L 94-55 (a)
 1/9/88 L 93-79 (h)
 1/13/86 L 86-64 (a)

Oral Roberts (1-1)

12/19/96 W 69-49 (h)
 12/17/79 L 68-58 (h)

Oregon (0-1)

11/26/04 L 79-73 (n)

Penn (0-1)

1/01/14 L 67-66 (h)

Penn State (1-0)

11/29/12 W 69-65 (h)

Pepperdine (1-0)

2/26/84 W 67-43 (n)

Pittsburgh (20-9)

1/2/17 W 82-50 (a)
 3/3/16* W 77-55 (n)
 1/7/16 W 79-55 (h)
 2/1/15 L 81-66 (a)
 3/2/14 W 67-54 (h)
 1/17/04 W 77-68 (h)
 1/22/03 W 79-76 (a)
 2/2/02 W 77-61 (h)
 2/17/01 W 96-69 (h)
 1/30/01 L 84-74 (a)
 2/29/00 W 80-60 (h)
 1/10/99 L 63-61 (a)
 1/2/99 W 75-60 (h)
 1/24/98 W 72-55 (h)
 3/1/97# W 64-50 (n)
 2/12/97 W 89-61 (h)
 1/6/97 L 64-59 (a)
 3/2/96# L 52-49 (n)
 12/22/95 W 73-63 (a)
 2/1/95 W 54-50 (h)
 1/7/95 L 73-61 (a)
 3/5/94# L 70-60 (n)
 2/2/94 L 59-53 (h)
 1/9/94 L 71-66 (a)
 3/1/93 W 77-65 (h)
 1/29/93 W 55-50 (a)
 2/11/92 W 79-64 (h)

HISTORY & RECORDS

SERIES RESULTS

1/11/92	W	73-54	(a)
12/31/82	W	79-75	(h)
# BIG EAST Tournament			

Prairie View A&M (1-0)
 11/17/11 W 107-26 (h)

Portland State (1-0)
 2/16/91 W 84-63 (h)

Providence (18-6)

3/28/10^	W	73-65	(a)
3/2/04	W	81-62	(h)
1/20/04	W	86-67	(a)
2/22/03	W	77-64	(h)
2/23/02	L	69-64	(a)
1/17/01	L	77-60	(h)
2/12/00	W	71-66	(a)
1/13/99	W	85-63	(h)
2/10/98	W	90-79	(a)
12/6/97	W	97-70	(h)
1/12/97	W	60-56	(a)
1/31/96	W	74-73	(h)
1/4/96	L	81-60	(a)
2/25/95	L	76-72	(a)
1/21/95	W	80-78	(h)
2/23/95	L	78-62	(a)
1/3/94	W	65-63	(h)
3/8/93#	W	76-55	(a)
2/6/93	W	85-65	(h)
1/5/93	W	64-52	(a)
3/8/92#	W	82-70	(n)
2/16/92	W	95-69	(h)
11/13/92	W	87-83	(a)
12/28/83	L	70-60	(h)
^ WNIT			
# BIG EAST Tournament			

Purdue (2-3)

12/19/91	W	65-63	(h)
11/25/90	L	86-56	(a)
1/4/89	L	79-65	(a)
11/29/86	L	69-68	(n)
12/31/84	W	69-64	(h)

Quinnipiac (2-1)

3/20/17	L	85-78	(h)
12/28/09	W	93-48	(h)
11/29/02	W	87-56	(n)
! NCAA Tournament			

Radford (2-0)

11/24/12	W	75-58	(h)
1/2/01	W	83-48	(h)

Rhode Island (0-2)

1/4/94	L	56-54	(n)
1/11/86	L	66-65	(n)

Rice (1-1)

3/12/99^	L	65-58	(a)
1/28/83	W	87-57	(n)
^ WNIT			

Richmond (2-1)

11/10/13	L	57-50	(h)
11/12/12	W	69-63	(a)
12/2/03	W	80-73	(h)

Robert Morris (1-0)
 1/3/83 W 56-45 (h)

Rutgers (8-13)

12/16/12	L	42-34	(a)
12/5/11	W	92-81 (20T)	(h)
1/31/04	L	76-69	(h)
3/9/03#	W	77-74	(a)
2/4/03	L	65-56	(a)
1/26/02	W	65-55	(h)
1/5/02	W	67-53	(a)
1/27/01	L	39-37	(h)
1/5/00	L	65-45	(a)
2/28/99#	L	79-53	(a)
2/10/99	L	66-57	(h)
1/5/99	L	68-54	(a)
3/2/98#	L	81-62	(a)
1/8/98	L	77-65	(a)
2/5/97	W	49-41	(a)
12/8/96	L	57-44	(h)
1/17/96	W	58-45	(h)
12/8/91	W	72-53	(a)
12/8/90	L	67-57	(h)
1/28/89	L	97-64	(a)
2/4/84	W	63-58	(a)

BIG EAST Tournament

St. Bonaventure (1-0)
 12/2/00 W 71-51 (h)

St. Francis Brooklyn (1-0)
 11/29/13 W 78-57 (h)

St. John's (19-6)

11/20/16	W	62-50	(a)
2/10/04	W	85-74	(h)
1/3/04	W	79-60	(a)
2/8/03	W	69-54	(h)
1/23/02	W	68-51	(a)
2/14/01	W	80-43	(h)
1/13/01	W	67-51	(a)
1/8/00	W	68-47	(a)
2/20/99	W	83-51	(h)
12/30/98	L	76-72	(a)
1/17/98	W	72-60	(h)
1/25/97	W	71-48	(h)
12/4/96	L	61-44	(a)
2/3/96	W	62-54	(a)
2/11/95	W	60-56	(a)
1/14/95	L	73-63	(h)
1/30/94	L	68-67	(h)
1/15/94	W	80-72	(a)
3/6/93#	W	84-61	(n)
2/3/93	W	84-68	(a)
1/17/93	L	65-59	(h)
2/26/92	W	85-63	(h)
1/23/92	W	58-57	(a)
12/28/84	W	73-59	(h)

HISTORY & RECORDS

SERIES RESULTS

2/2/84 L 79-69 (a)
BIG EAST Tournament

St. Joseph's (1-1)
1/2/85 W 68-65 (h)
1/4/81 L 73-52 (a)

St. Mary's (0-1)
11/17/06 L 69-68 (a)

St. Peter's (1-0)
3/17/93! W 61-44 (h)
! NCAA Tournament

Samford (1-0)
11/18/05 W 72-51 (h)

San Diego State (1-0)
12/29/85 W 88-51 (h)

San Francisco (1-0)
11/19/06 W 69-59 (a)

Santa Clara (2-0)
11/29/08 W 60-44 (h)
11/15/06 W 85-83 (a)

Siena (1-0)
12/3/05 W 76-47 (h)

Seton Hall (13-9)
2/21/04 W 81-43 (h)
2/26/03 L 78-71 (a)
1/19/02 W 56-54 (h)
2/10/01 L 69-61 (a)
3/4/00# W 64-60 (h)
1/15/00 W 69-42 (a)
2/17/99 W 66-52 (a)
2/18/98 W 73-66 (h)
1/3/98 W 70-66 (a)
1/19/97 W 79-67 (h)
2/27/96 W 67-60 (h)
1/13/96 L 69-62 (a)
3/4/95# L 66-50 (a)
2/21/95 L 82-65 (h)
12/22/94 L 72-44 (a)
2/10/94 L 82-46 (h)
1/13/94 L 93-50 (a)
2/27/93 W 72-60 (h)
1/3/93 L 73-59 (a)
3/7/92# W 76-62 (n)
2/5/92 W 68-46 (h)
1/5/92 W 76-54 (a)
BIG EAST Tournament

South Alabama (0-1)
11/22/80 L 74-51 (n)

South Carolina (0-2)
11/28/93 L 71-68 (n)
2/28/83 L 66-56 (h)

South Carolina State (0-1)
12/3/83 L 73-69 (h)

South Dakota State (0-1)
3/19/16! L 74-71 (n)
! NCAA Tournament

Southern (1-0)
11/29/10 W 85-36 (h)

USF (29-11)
11/25/11 W 92-72 (n)
11/25/03 W 62-55 (a)
11/22/02 W 60-49 (h)
11/27/01 L 76-68 (a)
12/16/00 W 73-51 (h)
11/20/97 W 55-52 (n)
11/23/96 W 58-30 (a)
12/1/95 W 73-68 (h)
12/3/94 L 74-65 (n)
3/3/90 W 72-59 (h)
1/18/90 W 89-72 (a)
3/4/89 L 85-82 (a)
1/14/89 W 77-74 (h)
3/6/88 W 76-60 (a)
1/31/87 W 82-71 (h)
2/14/87 W 80-61 (h)
1/17/87 L 84-62 (a)
3/1/86 W 53-48 (h)
2/15/86 W 82-59 (a)
1/25/85 W 91-65 (h)
12/7/84 W 68-62 (a)
1/20/84 W 88-68 (a)
12/7/83 W 81-64 (h)
2/12/83 L 64-63 (a)
12/11/82 W 75-63 (h)
1/16/82 W 60-48 (a)
11/23/81 W 87-52 (h)
2/26/81 W 69-47 (n)
1/9/81 W 59-41 (a)
11/24/80 W 78-60 (h)
2/21/80 W 84-77 (a)
2/2/80 W 72-55 (h)
1/26/80 L 81-76 (n)
1/19/80 W 84-72 (a)
1/20/79 L 72-33 (a)
2/22/79 L 85-45 (n)
1/27/78 L 84-47 (h)
1/28/77 L 59-46 (a)
2/27/76 L 71-46 (n)
2/6/76 W 59-52 (n)

Southern Illinois (1-0)
12/20/95 W 70-61 (h)

SIU-Edwardsville (2-0)
2/7/10 W 85-60 (h)
2/4/09 W 83-72 (a)

SMU (0-1)
12/29/99 L 76-55 (h)

HISTORY & RECORDS

SERIES RESULTS

Southern Miss (1-1)

12/18/07	W	63-56	(n)
3/5/81+	L	80-75	(a)

+ AIAW Tournament

Stephen F. Austin (0-1)

1/5/90	L	69-62	(n)
--------	---	-------	-----

Stetson (19-4)

3/20/14^	L	70-63	(h)
3/7/91	W	98-77	(n)
2/20/91	W	77-63	(a)
1/12/91@	W	112-74	(h)
1/13/90	W	88-69	(a)
2/13/89	W	69-63	(h)
2/8/88	W	67-63	(a)
1/21/87	W	77-65	(h)
2/16/85	W	77-46	(h)
1/2/85	W	68-58	(a)
2/11/84	W	80-62	(a)
1/28/84	W	79-52	(h)
1/7/84	W	89-54	(a)
2/5/83	W	83-61	(h)
1/14/83	W	77-64	(a)
3/4/82	W	75-60	(n)
2/6/82	W	75-67	(h)
1/15/82	W	95-65	(a)
2/14/81	W	70-58	(h)
2/8/80	L	72-50	(a)
1978-79	L	60-44	(a)
1978-79	L	66-57	(n)
2/6/77	W	74-59	(h)

^ WNIT

@ NWSAC Tournament

Syracuse (18-9)

1/22/17	L	81-48	(a)
2/1/16	L	57-51	(h)
2/12/15	W	85-71	(a)
2/20/14	L	69-48	(h)
2/18/04	W	85-65	(a)
3/8/03#	W	77-64	(n)
1/25/03	L	62-59	(h)
1/8/03	W	85-68	(a)
1/16/02	W	75-71	(h)
2/24/01	L	62-61	(a)
2/26/00	W	66-64	(h)
12/8/98	W	68-52	(h)
2/7/98	W	58-56	(h)
1/6/98	L	87-75	(a)
2/22/97	W	64-53	(a)
2/17/96	W	84-60	(h)
1/20/96	L	69-60	(a)
2/18/95	W	67-65	(h)
1/18/95	W	65-54	(a)
2/20/94	L	58-41	(a)
1/19/94	W	59-62	(h)
2/3/93	W	60-40	(h)
1/17/93	W	65-53	(a)
2/23/92	W	79-66	(a)
1/21/92	W	74-52	(h)
12/27/90	W	68-53	(h)
12/30/88	L	78-62	(h)

BIG EAST Tournament

Tampa (5-1)

2/10/84	W	73-64	(a)
12/17/83	W	82-57	(h)
12/18/82	W	77-68	(n)
1/30/82	W	81-33	(h)
1978-79	W	56-49	(a)
1/29/77	L	50-45	(a)

Temple (3-1)

1/2/00	W	64-44	(h)
12/8/89	W	79-73	(n)
12/28/86	W	77-70	(h)
1/14/84	L	87-69	(n)

Tennessee (0-2)

11/18/12	L	79-67	(h)
11/15/11	L	92-76	(a)

UT Martin (0-1)

12/15/82	L	85-81	(n)
----------	---	-------	-----

Texas (1-2)

12/29/09	L	76-65	(h)
12/9/01	W	57-55	(n)
2/17/86	L	112-43	(a)

Texas A&M (2-0)

12/19/02	W	84-58	(h)
2/9/85	W	75-62	(a)

TCU (1-0)

11/21/04	W	68-57	(h)
----------	---	-------	-----

UT Rio Grande Valley (1-0)

11/11/11	W	83-37	(h)
----------	---	-------	-----

Texas State (1-0)

2/16/06	W	92-67	(h)
---------	---	-------	-----

Texas Southern (3-0)

12/18/92	W	98-41	(h)
12/31/91	W	85-48	(h)
12/14/90	W	73-65	(h)

Texas Tech (1-2)

11/27/16	W	74-56	(h)
12/6/04	L	109-49	(a)
12/30/92	L	75-74	(h)

Toledo (3-1)

12/28/03	W	68-57	(h)
12/15/90	L	59-58	(h)
1/9/89	W	66-52	(a)
12/31/83	W	88-77	(h)

Tulane (1-3)

12/19/14	L	70-65	(a)
11/28/99	L	75-66	(h)
11/22/98	L	63-56	(a)
3/7/87	W	76-72	(h)

Tulsa (1-0)

11/29/14	W	69-57	(h)
----------	---	-------	-----

HISTORY & RECORDS

SERIES RESULTS

UCLA (1-0)

12/18/14 W 74-67 (n)

Upper Iowa (1-0)

1/6/80 W 70-39 (h)

Valparaiso (1-0)

12/18/93 W 77-59 (h)

Vanderbilt (1-1)

12/29/03 W 79-57 (h)

3/26/92! L 77-67 (n)

! NCAA Tournament

Villanova (9-13)

1/7/04 W 58-55 (a)

3/10/03# L 65-59 (n)

2/1/03 L 61-55 (h)

3/3/02# L 68-49 (n)

1/29/02 L 80-52 (a)

2/27/01 L 60-59 (h)

1/26/00 L 44-34 (a)

1/23/99 L 56-54 (a)

2/21/98 W 67-64 (h)

1/14/98 L 68-67 (a)

2/2/96 W 70-56 (h)

2/10/96 L 51-47 (a)

1/7/96 L 59-53 (h)

2/5/95 L 72-59 (h)

1/4/95 L 64-51 (a)

2/6/94 W 64-60 (a)

1/6/94 W 64-40 (h)

3/7/93# W 67-49 (n)

2/20/93 W 57-52 (a)

1/21/93 W 64-53 (a)

3/1/92 W 84-67 (h)

1/26/92 W 75-50 (a)

BIG EAST Tournament

Virginia (8-9)

2/9/17 W 63-52 (h)

1/3/16 L 76-56 (a)

3/5/15* W 62-52 (n)

1/21/15 W 67-58 (h)

2/27/14 W 83-63 (a)

1/20/13 L 62-52 (a)

1/6/13 W 58-52 (h)

1/19/12 W 56-53 (a)

1/6/11 W 82-73 (a)

2/11/10 L 69-63 (h)

2/19/09 L 84-75 (a)

1/21/08 L 79-68 (h)

2/4/07 L 73-60 (a)

3/22/06^ L 83-72 (a)

1/22/06 L 77-68 (h)

2/10/05 W 66-60 (a)

12/28/87 L 78-69 (h)

*ACC Tournament

^ WNIT

VCU (1-0)

12/29/11 W 91-61 (h)

Virginia Tech (18-6)

2/23/17 W 79-68 (a)

1/11/17 W 82-75 (h)

2/21/16 W 67-56 (OT) (h)

1/28/16 W 57-45 (a)

2/5/15 W 42-39 (h)

1/11/15 W 62-45 (a)

1/12/14 W 64-62 (a)

3/7/13* W 45-39 (n)

3/3/13 W 64-46 (a)

2/3/13 W 68-42 (h)

1/23/12 W 79-48 (h)

1/9/11 W 69-56 (a)

1/24/10 L 73-69 (h)

2/12/09 W 59-56 (a)

2/11/08 L 81-73 (h)

1/25/07 L 78-71 (a)

1/29/06 W 77-62 (h)

2/27/05 L 90-45 (a)

2/6/05 W 78-67 (h)

2/14/04 W 65-56 (a)

1/28/03 W 67-66 (h)

2/20/02 W 55-53 (h)

2/5/02 L 72-60 (a)

1/7/01 L 64-51 (a)

*ACC Tournament

Wake Forest (9-8)

1/14/16 W 71-60 (h)

2/26/15 L 60-59 (a)

2/23/14 W 72-64 (h)

1/4/14 W 84-53 (a)

1/24/13 W 79-78 (a)

3/2/12* L 81-74 (n)

1/26/11 W 64-39 (h)

2/21/11 W 74-46 (h)

3/4/10* L 66-65 (n)

1/17/10 L 67-64 (a)

2/1/09 L 78-69 (h)

2/24/08 L 50-45 (a)

2/8/07 W 77-51 (h)

1/5/06 W 79-71 (a)

1/9/05 L 78-63 (h)

11/27/93 L 74-65 (n)

1/8/83 W 81-65 (n)

*ACC Tournament

Washington (1-1)

3/20/15! W 86-80 (n)

12/29/89 L 85-68 (h)

! NCAA Tournament

Weber State (1-0)

11/28/03 W 82-60 (n)

West Virginia (12-3)

2/28/04 W 82-74 (h)

2/15/03 L 100-84 (a)

1/8/02 L 57-52 (a)

12/4/01 W 69-53 (h)

2/7/01 W 84-68 (h)

2/15/00 W 77-55 (h)

2/5/00 W 70-50 (a)

HISTORY & RECORDS

SERIES RESULTS

2/27/99#	W	86-69	(n)
2/3/99	W	98-73	(h)
2/24/98	W	90-69	(a)
12/31/97	W	74-72	(h)
1/22/97	L	75-70	(a)
2/8/96	W	88-69	(a)
1/25/96	W	77-58	(h)
12/28/80	W	89-87	(h)

BIG EAST Tournament

Western Illinois (1-0)

1/4/83	W	80-63	(h)
--------	---	-------	-----

Western Kentucky (2-4)

1/21/01	L	82-75	(h)
1/11/00	L	75-68	(a)
1/7/99	L	75-61	(h)
3/20/93!	L	78-63	(a)
1/2/84	W	65-58	(h)
1/1/81	W	76-65	(h)

! NCAA Tournament

Western Michigan (2-0)

12/29/00	W	64-51	(h)
11/23/90	W	94-72	(a)

William & Mary (1-0)

12/28/02	W	85-57	(h)
----------	---	-------	-----

Wisconsin (2-0)

12/4/14	W	66-54	(h)
12/29/12	W	67-44	(h)

Wright State (1-0)

11/13/16	W	80-67	(h)
----------	---	-------	-----

Yale (2-0)

11/25/13	W	91-67	(h)
12/28/01	W	75-46	(h)

YEAR-BY-YEAR COACHING RECORDS

Season	Coach	Overall	Conference	Record	Finish	Home	Away	Neutral	Postseason
1972-73	Barry Schimer	2-6	FAIAW	N/A	5th*	1-1	1-3	0-2	—
1973-74	Barry Schimer	6-3	FAIAW	N/A	5th*	2-0	4-1	0-2	—
1974-75	Barry Schimer	8-6	FAIAW	N/A	2nd*	3-0	3-2	2-4	—
1975-76	Shula Feuer	7-13	FAIAW	N/A	5th*	3-4	2-4	2-5	—
1976-77	Shula Feuer	9-11	FAIAW	N/A	T-3rd*	8-3	1-6	0-2	—
1977-78	Isabella Hutchinson	8-8	FAIAW	N/A	5th*	3-2	3-3	2-3	—
1978-79	Lin Dunn	10-13	FAIAW	N/A	5th*	5-3	4-5	1-5	—
1979-80	Lin Dunn	18-16	FAIAW	N/A	T-3rd*	9-7	7-6	2-3	—
1980-81	Lin Dunn	24-15	FAIAW	N/A	1st*	17-6	4-7	3-2	AIAW First Round
1981-82	Lin Dunn	19-10	FAIAW	N/A	T-3rd*	11-3	5-4	3-3	AIAW First Round
1982-83	Lin Dunn	14-13	—	—	—	8-5	3-5	3-3	—
1983-84	Lin Dunn	19-12	—	—	—	11-3	6-5	2-4	—
1984-85	Lin Dunn	21-7	—	—	—	16-1	4-4	1-2	—
1985-86	Lin Dunn	9-18	—	—	—	6-7	1-8	2-3	—
1986-87	Lin Dunn	15-15	—	—	—	9-6	3-4	3-5	—
1987-88	Ken Patrick	14-13	—	—	—	7-6	5-7	3-0	—
1988-89	Ferne Labati	21-8	—	—	—	11-1	7-7	3-0	NCAA First Round
1989-90	Ferne Labati	25-6	—	—	—	13-1	8-1	4-4	WNIT First Round
1990-91	Ferne Labati	20-10	NSWAC	9-3	1st*	9-6	5-4	6-0	—
1991-92	Ferne Labati	30-2	BIG EAST	18-0	1st	17-0	11-1	2-1	NCAA Sweet 16
1992-93	Ferne Labati	24-7	BIG EAST	15-3	T-1st	13-3	9-4	2-0	NCAA Second Round
1993-94	Ferne Labati	10-17	BIG EAST	7-11	T-6th	7-5	2-8	1-4	—
1994-95	Ferne Labati	11-16	BIG EAST	8-10	6th	6-7	5-7	0-2	—
1995-96	Ferne Labati	14-13	BIG EAST	9-9	T-4th (T-1st BE 7)	10-6	4-6	0-1	—
1996-97	Ferne Labati	15-14	BIG EAST	8-10	T-6th (T-2nd BE 7)	8-5	5-8	2-1	—
1997-98	Ferne Labati	19-10	BIG EAST	13-5	3rd (2nd BE 7)	12-1	5-8	2-1	NCAA First Round
1998-99	Ferne Labati	15-14	BIG EAST	9-9	T-6th	10-4	4-10	1-0	WNIT First Round
1999-00	Ferne Labati	14-15	BIG EAST	7-9	T-6th	9-8	4-6	1-1	—
2000-01	Ferne Labati	13-15	BIG EAST	6-10	T-8th	11-6	2-8	0-1	—
2001-02	Ferne Labati	19-12	BIG EAST	10-6	5th	12-3	5-8	2-1	WNIT First Round
2002-03	Ferne Labati	18-13	BIG EAST	8-8	7th	11-4	5-7	2-2	NCAA First Round
2003-04	Ferne Labati	22-7	BIG EAST	11-5	T-4th	12-2	7-3	3-2	NCAA First Round
2004-05	Ferne Labati	13-16	ACC	4-10	9th	9-5	2-9	2-2	—
2005-06	Katie Meier	17-13	ACC	6-8	6th	13-5	4-6	0-2	WNIT Second Round
2006-07	Katie Meier	11-19	ACC	2-12	11th	9-6	2-13	0-0	—
2007-08	Katie Meier	9-21	ACC	2-12	T-10th	6-13	2-6	1-2	—
2008-09	Katie Meier	13-17	ACC	2-12	T-10th	9-9	4-7	0-1	—
2009-10	Katie Meier	22-14	ACC	4-10	T-10th	13-6	9-7	0-1	WNIT Finals
2010-11	Katie Meier	28-5	ACC	12-2	T-1st	20-0	6-3	2-2	NCAA Second Round
2011-12	Katie Meier	26-6	ACC	14-2	2nd	16-0	9-5	1-1	NCAA Second Round
2012-13	Katie Meier	21-11	ACC	11-7	T-4th	15-3	5-7	0-2	NCAA First Round
2013-14	Katie Meier	16-15	ACC	8-8	8th	10-9	6-5	0-1	WNIT First Round
2014-15	Katie Meier	20-13	ACC	8-8	8th	15-3	2-9	3-1	NCAA Second Round
2015-16	Katie Meier	24-9	ACC	10-6	T-5th	13-3	8-3	3-3	NCAA First Round
2016-17	Katie Meier	24-9	ACC	10-6	7th	14-2	7-5	3-2	NCAA Second Round
45 Seasons		737-526		231-201 (93-103 ACC)		452-183 (177-70 at Watsco)	210-255	75-88	20 Postseasons (14-21) (12 NCAA: 6-12, Six WNIT: 8-7, Two AIAW: 0-2)

* - Finish based off postseason conference tournament

Coaching Awards

Lin Dunn	1980-81 NSWAC Coach of the Year
Ferne Labati	1991-92 BIG EAST Coach of the Year
Ferne Labati	1991-92 Kodak/WBCA National Coach of the Year
Katie Meier	2010-11 ACC Coach of the Year
Katie Meier	2010-11 Russell Athletic/WBCA Region 2 Coach of the Year
Katie Meier	2010-11 Associated Press National Coach of the Year
Katie Meier	2013 USA Basketball National Coach of the Year

All-Time Coaching Records (by Wins)

Name	Year(s)	Season(s)	Record	Pct.
Ferne Labati	1988-05	17	303-195	.608
Katie Meier	2005-pres.	12	231-152	.603
Lin Dunn	1978-87	9	149-119	.556
Barry Schimer	1972-75	3	16-15	.516
Shula Feuer	1975-77	2	16-24	.400
Ken Patrick	1987-88	1	14-13	.519
Isabella Hutchinson	1977-78	1	8-8	.500

HISTORY & RECORDS

HURRICANE LETTER WINNERS

-A-

Anderson, Sandra	1978-79
Archer, Selina	2010-11
Armour, Merren	1988-92
Audibert, Amy	2003-07
Arsova, Vera	2001-03
Athanas, Marecion	1972-73

-B-

Bailey, Shaneese	2016-pres.
Baker, Debbie	1976-77
Barnes, Diane	2007-10
Barnhart, Beth	1995-99
Barnhart, Kathy	1974-75
Bell, Marci	1975-77
Bentoski, Pat	1979-80
Bjork, Sharon	1975-76
Blair, Briyana	2007-09
Blount, Gailyn	1972-75
Blue, Octavia	1994-98
Bodley, Martha	1998-02
Bolton, Wendy	1972-73
Bowers, Vicki	1988-92
Bowie, Pat	1978-79
Bowles, Joani	1983-85
Brant, Regina	1985-87
Broussard, Chanivia	2000-04
Brown, Maria	2010-14
Bullock, Chountelle	1986-89
Bullock, Sylvia	2008-12
Butler, Hope	1984-88

-C-

Caffey, Chandra	1976-78
Capers, Jessica	2011-13
Castaneda, Jessie	1993-94
Castineira, Barbara	1976-80
Chiarelli, Ann	1972-73
Clark, Charmaine	2006-10
Clark, Dalia	1999-01
Clayton, Nanci	1985-90
Clement, Jeannine	1973-74
Collinson, Carly	1996-97
Colville, Julie	1985-86
Cornelius, Laura	2015-pres.
Cunningham, LaToya	2005-09
Curtis, Marianne	2004-06

-D-

Davenport, Erykah	2014-pres.
DelPrincipe, Laura	1983-84
Dennis, Caprice	2012-14
Denson, Brittany	2005-07
Dhahabu, Imani	2003-05
Dourney, Sue	1972-73
Drake, LaToya	2007-09
Drury, Shannon	1996-99

-E-

East, Sue	1973-75
Edwards, Melissa	1985-89
Erman, Lisa	1981-83
Eskinazi-Budge, Selena	2004-06
Eyer, Sherri	1988-92

-F-

Farber, Sue	1975-76
Farley, Margaret	1989-90
Faulkner, Maureen	1993-96
Feicht, Julie	1988-89
Fistel, Naomi	1973-74
Foote, Wendy	1974-78
Fowler, Kathryn	1998-02
Fuentes, Ana	1978-79
Fulmore, Cordelia	1983-85

-G-

Gardner, Stephanie	2010-11
Gatlin, Rikiah	2008-09
Geldof, Serena-Lynn	2016-pres.
Gering, Marjorie	1978-79
Grafentin, Debbie	1977-79
Graziani, Gina	1996-00
Greene, Nigia	2014-17
Grimsley, Albrely	2004-08

-H-

Haight, Sue	1973-75
Hamilton, Sandra	1985-86
Harlow, Elaine	1986-90
Harmony, Robin	1980-84
Hartlaub, Alicia	1999-03
Harris, Carla	1990-93
Harris, Gwen	1980-84
Harris, Keyanna	2014-pres.
Hartman, Sue	1976-80
Harvey, Loretta	1980-84
Hayek, Katie	2002-06
Hayes, Keyona	2012-14; 2015-17
Hebert, Jeannie	1988-92
Henne, Jill	1993-97
Hester, Kathryn	2006-08
Hines, Saritta	1997-98
Hobgood, Tyler	2011-13
Hof, Emese	2015-pres.
Holland, Allison	1977-79
Holmes, Jacquelyn	1972-74
Hope, Kym	1995-99
Hotchkiss, Mandy	1976-77
Hunter, Dana	1979-83

-I-

Iacoboni, Tessa	1995-98
-----------------	---------

-J-

Jackson, Deborah	1979-80
James, Lamese	2004-06; 2007-09
James, Sheila	1998-02

HURRICANE LETTER WINNERS

James, Tamara	2002-06
Johnson, Christi	1989-90
Johnson, Shenise	2008-12
Jones, Debbie	1972-74
Jones, JoJuana	2004-05
Jones, Lisa	1988-90
Jones, Shay	1992-93; 1994-96
Jordan, Jennifer	1994-96; 1997-99

-K-

Knight, Melissa	2001-06
Kunczt, Belinda	1989-91

-L-

Lavrinovich, Ann	1980-81
Lewman, Lori	1983-85
Lichtenwalner, Kristin	1981-85
Lusinski, Kim	1975-77

-M-

Maggs, Marguerite	1978-79
Maik, Galia	1991-94
Mapp, Donna	1981-83
Marincic, Tatjana	2002-06
Marshall, Debbie	1980-85
Martin, Tania	1985-87
McCarthy, Carolyn	1981-83
McCormick, Yalonda	2001-05
McCray, Johonna	1980-81; 1982-83
McCrystal, Margaret	1976-79
McGarry, Ronnie	1990-94
McGraw, Toni	1987-88
McGuire, Suriya	2011-15
Melendez, Lisa	1991-92
Mendoza, Yasmin	1992-94
Metcalfe, Lauve	1972-73
Miller, Lynn	1972-73
Mitchell, Kathy	1978-79
Mitchell, Nickki	1992-94
Moore, Damisha	2007-09
Mortensen, Sarah	2016-pres.
Moss, Rochelle	1973-75
Motley, Adrienne	2013-17
Mounts, Lorraine	1978-79
Mulkewicz, Nancy	1973-74
Mullin, Annette	1987-88
Murray, MeChelle	1994-98
Murray, Sheron	1993-96

-N-

Nagel, Bobbi	1975-76
Nando, Dona	1997-01
Nelson, Lori	1979-81

-O-

Oates, Rachel	1997-98
Östh, Camilla	1997-01
Olson, Christine	1992-96
Osei, Lee Anna	2009-10

-P-

Papuga, Amanda	1999-02
Petithomme, Neydja	2016-pres.
Phanord, Fallon	2001-05
Pier, Juli	1980-81; 1982-85
Plowden, Vicki	1990-93
Poorman, Jill	1979-82
Poulin, Michelle	1974-75
Prather, Khaila	2014-pres.
Presswood, Shannon	2000-01

-Q-

Quevedo, Laura	2014-15
----------------	---------

-R-

Rayam, Linda	1974-75
Reid, Maurita	2006-08
Richardson, Dottie	1976-77; 1978-81
Riinger, Holly	1992-93
Rivera, Maria	1984-88
Robinson, Heather	1994-95
Roos, Asa	1987-88
Roper, Nancy	1972-73
Rosales, Bianca	1997-98
Rubin, Barb	1974-77
Ruddell, Colleen	1984-88

-S-

Saake, Meghan	1999-03
Sadler, Eboni	2006-07
Sanderson, Anita	1973-74
Sands, Kim	1974-75
Santiago, Lynda	1974-76
Saunders, Krystal	2010-14
Savage, Frances	1988-92
Schmid, Kate	1994-95
Schwittler, Tara	2013-14
Segall, Nancy	1976-78
Serra, Sue	1975-76
Shaw, Hannah	2009-10
Simcox, Tina	1975-76
Slover, Melinda	1973-74
Smiley, Toni	1984-88
Smith, Iris	1984-86
Smith, Ruth	1987-88
Smith, Tracey	1977-78
Sos, Marcella	1974-75
Sours, Ashley	2008-09
Sterling, Necole	2013-15
Stroman, Morgan	2009-13
Surowich, Liz	1976-77

-T-

Taft, Laurie	1972-75
Tantillo, Mary	1990-93
Taylor, Joyce	1979-82
Taylor, Renee	2005-07
Thomas, Desma	1992-94; 1995-97
Thomas, Jessica	2013-17
Thomas, Sue	1973-76

HURRICANE LETTER WINNERS

Thomasson, Erin	1985-87
Toomer, Tarla	1994-97
Trachten, Roberta	1977-78
Trifiro, Michelle	1974-76

-V-

Vasciunaite, Vitalija	2007-2009
-----------------------	-----------

-W-

Wade, Chris	1986-87
Wade, Linda	1983-84
Wagner, Nina	1991-95
Watson, Veronica	1992-94
Wells, Sandra	1979-80
Werb, Sue	1984-85
Whigham, Yolanda	2001-02
White, Betsy	1978-80
White, Christal	1998-00
Wilkins, Shaquana	2000-04
Willey, Jean	1982-83
Williams, Carla	2006-08
Williams, Jassany	2013-15
Williams, Riquna	2008-12
Williams, Robin	1985-87
Williams, Shanel	2009-12
Williams, Zada	2015-17
Wilson, Della	1990-93
Wilson, Hutashi	2000-04
Wilson, Shawnice	2011-13
Wilson, Sylvia	1979-82
Wimes, Cassandra	1994-96; 1997-99
Wood, Tanya	1988-90
Woods, Michelle	2011-13; 2014-16
Woodson, Epiphany	2007-09
Wygol, Wynn	1972-73

-Y-

Yderstrom, Stefanie	2009-13
Young, Cami	1992-94
Young, Tanya	1991-95

-Z-

Zaltz, Rinat	1994-95
--------------	---------

UM SPORTS HALL OF FAMERS, ACC LEGENDS & PRO CANES

UNIVERSITY OF MIAMI SPORTS HALL OF FAME MEMBERS

PLAYERS

Name	Played	Inducted
Robin Harmony	1980-84	1997
Maria Rivera	1984-88	1998
Frances Savage	1988-92	2002
Jeannie Hebert	1988-92	2003
Vicki Plowden	1990-93	2007
Octavia Blue	1994-98	2008
Desma Thomas	1992-94; 1995-97	2012
Kym Hope	1995-99	2015
Tamara James	2002-06	2016
Chanivia Broussard	2000-04	2018

COACHES

Name	Coached	Inducted
Lin Dunn	1978-87	1995
Ferne Labati	1988-2005	2004
Katie Meier	2005-pres.	2017

ATLANTIC COAST CONFERENCE WOMEN'S BASKETBALL LEGENDS

PLAYERS

Name	Played	Honored
Frances Savage	1988-92	2005
Vicki Plowden	1990-93	2006
Jeannie Hebert	1988-92	2007
Octavia Blue	1994-98	2008
Kym Hope	1995-99	2009
Meghan Saake	1999-03	2010
Chanivia Broussard	2000-04	2011
Tamara James	2002-06	2012
Robin Harmony	1980-84	2013
Sylvia Wilson	1979-82	2016

COACHES

Name	Coached	Honored
Lin Dunn	1978-87	2014
Ferne Labati	1988-2005	2015
Katie Meier	2005-pres.	2006 [^]

[^] - Honored by Duke as a former player
No ACC Legends were named in 2017

PROFESSIONAL PLAYERS

KATIE MEIER ERA (20)

Name	Played
Diane Barnes	2007-10
Maria Brown	2010-14
Charmaine Clark	2006-10
LaToya Drake	2007-09
Keyona Hayes	2012-14; 2015-17
Tamara James	2002-06
Shenise Johnson	2008-12
Suriya McGuire	2011-15
Adrienne Motley	2013-17
Laura Quevedo	2014-15
Maurita Reid	2006-08
Necole Sterling	2013-15
Morgan Stroman	2009-13
Renee Taylor	2005-07
Jessica Thomas	2013-17
Carla Williams	2006-08
Jassany Williams	2013-15
Riquna Williams	2008-12
Shawnice Wilson	2011-13
Stefanie Yderstrom	2009-13

PRE-MEIER ERA (13)

Name	Played
Octavia Blue	1994-98
Martha Bodley	1998-02
Wendy Foote*	1974-78
Robin Harmony	1980-84
Kym Hope	1995-99
Galia Maik	1991-94
MeChelle Murray	1994-98
Vicki Plowden*	1990-93
Dottie Richardson	1976-77; 1978-81
Maria Rivera	1984-88
Frances Savage	1988-92
Desma Thomas	1992-94; 1995-97
Shaquana Wilkins	2000-04

* - Played in the United States prior to the WNBA era

WNBA HISTORY

DRAFTED (5)

Name	Rd.	Pick	Team	Active
Octavia Blue	2	15	Sparks	1998; 2003-04
Tamara James	1	8	Mystics	2006-07
Shenise Johnson	1	5	Silver Stars	2012-pres.
Adrienne Motley [^]	3	32	Fever	—
Riquna Williams	2	17	Shock	2012-15; pres.

UNDRAFTED (6)

Name	Team	Active
Martha Bodley	Sol	—
Keyona Hayes	Lynx	—
Kym Hope	Starzz	2000
Desma Thomas	Mercury	—
Jessica Thomas	Stars	—
Shawnice Wilson	Lynx	—

RETIRED/HONORED JERSEYS

#2 TAMARA JAMES (2002-06)

2003 Kodak/WBCA & AP Honorable Mention All-American
2003 Second Team All-BIG EAST
2003 BIG EAST All-Tournament Team
2004 Full Court Press Honorable Mention All-American
2004 First Team All-BIG EAST
2005 Kodak/WBCA & AP Honorable Mention All-American
2005 First Team All-ACC
2005 ACC All-Tournament Second Team
2006 WBNS Second Team All-American
2006 Full Court Press Third Team All-American
2006 First Team All-ACC
University of Miami Sports Hall of Fame
ACC Women's Basketball Legend
Three-time conference scoring champion
Miami's all-time leader in scoring
Seventh in rebounding and steals at Miami



From day one at the University of Miami, Tamara James made her mark as one of the top basketball players in program history. One of the country's most prolific players in her four collegiate seasons, James averaged 20.4 points per game and finished her career as Miami's all-time leading scorer with 2,406 points.

A standout guard at South Broward High School, James was ranked No. 14 in the nation by All-Star Girls Report in her senior season, during which she averaged 21.0 points and 11.0 rebounds per game. She was named the Florida State Player of the Year in 2002.

James was a McDonald's All-American, Fourth Team Parade All-American and Nike All-American in high school before choosing to attend the University of Miami, where she helped turn the program into one of the nation's best. She recorded one of the best freshman seasons in UM history, becoming the first freshman to lead the BIG EAST in scoring, with an average of 21.0 points per game. This total ranked her No. 12 nationally and was fourth-best in Miami history at the time. She scored double figures in 30 of 31 games played in the 2002-03 season.

Selected to the All-BIG EAST Preseason First Team, James' sophomore season continued in much the same fashion. She became the 17th Hurricane to reach 1,000 points, finishing the season ranked No. 14 in program history with 1,114. She scored a career-high 37 points in a win against Eastern Kentucky, and 22 points in 25 minutes in a win against Seton Hall. She earned All-BIG EAST First Team honors and was named BIG EAST Player of the Week twice on the season.

With Miami's move to the ACC in time for the 2004-2005 season, James became the second player in NCAA history to lead two major conferences in scoring. She led the Hurricanes in nearly every statistical category during her junior season, including field goals made (242), 3-point percentage (.328), rebounding (6.9 rpg) and minutes played (36.1 mpg), helping the Hurricanes to an NCAA Tournament berth.


In her senior season, James led the ACC in scoring with an average of 21.5 points per game and helped earn Miami a place in the 2006 WNIT. She passed UM Hall of Famer Maria Rivera's all-time scoring record when she netted 32 points against FIU. During James' career, the Hurricanes posted a 70-47 record.

James not only left UM with the most points in program history, but also as the leader in free throws made and free throws attempted, in addition to ranking in the top three all-time in nine different categories. She was the first-round draft pick of the WNBA's Washington Mystics in 2006 and has since played overseas for teams in Israel, Turkey and Spain. She was chosen as a member of the ACC Women's Basketball Legends Class of 2012.

RETIRED/HONORED JERSEYS

#10 OCTAVIA BLUE (1994-98)

1995 BIG EAST All-Freshman Team
1996 Second Team All-BIG EAST
1997 Second Team All-BIG EAST
1998 WBNS Third Team All-American
1998 Kodak/WBCA Honorable Mention All-American
1998 First Team All-BIG EAST
University of Miami Sports Hall of Fame
ACC Women's Basketball Legend
Miami's single-season 3-point percentage leader
Eighth in scoring at Miami



The first player in University of Miami program history to be drafted by a WNBA team, Octavia Blue had an illustrious career as a Hurricane. She ended her tenure at UM ranking in the top six of numerous career statistical categories, including fourth in scoring with 1,724 points, a number that still ranks eighth all-time.

A native of Deerfield Beach, Fla., Blue matriculated to Miami after a stellar prep career at nearby Nova High School, where she was a two-time team captain. She averaged double figures all four seasons, including posting 28.2 points and 15.0 rebounds per game during a dominant senior season. That year, she received first team all-state and player of the year recognition from both the *Miami Herald* and the *Sun Sentinel*. Both papers named Blue, who notched 46 points in one high school game, second team all-state after a junior season in which she logged 26.4 points and 13.0 rebounds per game.

Blue made an impact right away at Miami, leading the Hurricanes in scoring (14.5 ppg), rebounding (7.2 rpg), minutes (29.8 mpg) and blocks (20) during her freshman campaign in 1994-95. In the first game of her career, Blue notched 24 points and nine rebounds against Fairfield. She followed that with a 28-point outing versus Florida Atlantic in her second-career contest. Following the season, Blue was selected to the BIG EAST All-Freshman Team.

In 1995-96, as a sophomore, Blue garnered the first of three straight All-BIG EAST honors. Starting all 27 contests, Blue scored in double figures 24 times and led Miami in scoring (16.0 ppg) for the second straight year. She also tallied a team-best five double-doubles and paced UM in field goal percentage (.488). Blue earned the first of four career BIG EAST Player of the Week honors during a season in which Miami tied for first in the BIG EAST 7 Division.

Blue was named a Third Team All-BIG EAST selection for the second season in a row as a junior in 1996-97. The skilled forward posted 13.4 points and 5.6 rebounds per contest and totaled a career-best 37 steals during the campaign.

Saving her best for last, Blue was dominant during her senior season in 1997-98. She became the second player in program history to garner first, second or third team All-America honors, earning WBNS Third Team All-America status. A Second Team All-BIG EAST pick and a Kodak/WBCA Honorable Mention All-American, Blue led Miami in scoring for the third time (19.2 ppg) and helped the Hurricanes to their fourth NCAA Tournament appearance. Her 40 points and 16 made field goals against Florida Atlantic were then the third-highest single-game marks by a UM player and it still stands tied for fourth. After attempting just three 3-pointers in her first three seasons, Blue posted the best single-season mark in program history (.453) in her last year.

Blue started 107 of 112 games during her career and three of contests she did not start were games she missed with an ankle injury as a freshman. Entering 2017-18, she has still has six career records in the top 10 on Miami's all-time list. In 2008, Blue was both inducted into the UM Sports Hall of Fame and tabbed as an ACC Women's Basketball Legend.

RETIRED/HONORED JERSEYS

#11 MARIA RIVERA (1984-88)

1984 WBBY Freshman All-American

1988 Kodak/WBCA Honorable Mention All-American

University of Miami Sports Hall of Fame

Miami's all-time leader in field goals made

Second in scoring and steals, sixth in assists at Miami

Only Hurricane to score 40-plus points in a game multiple times

As one of the most electric scorers ever to step on the court and play at the University of Miami, Maria Rivera left her mark as a four-year standout with the Hurricanes. During her playing career from 1984-88, Rivera reached a level never before achieved at Miami and departed as the Hurricanes' record holder in several categories, including career points with 2,358.

Rivera came to Miami by way of Canovana, Puerto Rico, where, at just the age of 14, she was named the 1978 Player of the Year by the Puerto Rican Olympic Committee before going on to star on the Puerto Rican 1979 and 1983 Pan American Teams.

From day one she showed an unprecedented desire to achieve at UM. Speaking only Spanish, Rivera borrowed \$2,000 dollars from a bank to enroll in an intense fast-paced English program to pass an English equivalency exam required to enroll at Miami, and just three months later she was on campus and playing for the Hurricanes.

Rivera averaged 18.7 points and 5.3 assists, leading the Hurricanes in scoring in 13-of-28 games in 1984-85, her first season at Miami. That season she showed what lay ahead on several occasions, including a school-record-setting performance against Lamar during which she hit 10-of-11 shots from the field and a 33-point outing against Florida. Following the conclusion of the regular season, she was named to the *Women's Basketball Yearbook* Freshman All-America Team.

The following season she stepped up her game, averaging 21.4 points, 4.4 rebounds and 3.3 assists. Her 21.4 points per game was the second-highest single-season average in UM history and her 579 points was the third-highest ever at Miami.

Rivera's junior season was highlighted by yet another impressive scoring output, averaging 20.9 points, which ranked third all-time at UM just behind her previous season's mark. That year was full of memorable achievements, including a then-career-high 38-point game in UM's opener against Monmouth, but none were more exciting than when she surpassed former Hurricane Sylvia Wilson to become Miami's all-time leading scorer.

In her senior campaign at Miami, Rivera turned in another memorable season. Needing 29 points to break former men's basketball legend Rick Barry's UM basketball record of 2,298 points, Rivera scored 30 points in the first half of a Feb. 25 contest with UCF en route to a then-school-record 41 points to become Miami's all-time leading scorer in both men's and women's basketball.

Upon finishing her career with the Hurricanes, Rivera left as the school record-holder in 16 separate categories—including points (2,358), scoring average (21.1 ppg), steals (382) and field goals made (891) and attempted (1,931) to firmly ensure her place as one of the greatest basketball players to ever play at Miami.



RETIRED/HONORED JERSEYS

#24 FRANCES SAVAGE (1988-92)

1990 WNIT All-Tournament Team
1991 AP Second Team All-American
1991 Kodak/WBCA Honorable Mention All-American
1992 Sports Illustrated Player of the Year
1992 Kodak/WBCA First Team All-American
1992 BIG EAST Player of the Year
1992 BIG EAST Tournament MVP
1992 First Team All-BIG EAST
1992 BIG EAST Most Improved Player
University of Miami Sports Hall of Fame
ACC Women's Basketball Legend
Iron Arrow Society
Third in rebounding, fourth in scoring at Miami



Frances Savage is one of the best players to ever don a uniform at the University of Miami. During her four-year career from 1988-91 Savage etched her name throughout the UM record books. She left as the school's second all-time leading scorer with 2,184 points and still ranks first all-time with a career 23.2 scoring average—despite missing all but two games of the 1990-91 season.

The 12th child of a household of 13 children, the Fort Lauderdale, Fla., native averaged greater than 30 points per game during her senior season at Sunrise Piper High School and was named the *Miami Herald's* Broward Player of the Year in 1985 and 1987.

After drawing All-America honors as a high school standout, Savage chose to attend the University of Miami, but was forced to sit out her freshman season in 1987 while fulfilling academic requirements. Once her opportunity arose in 1988, Savage burst onto the scene, scoring 32 points in her collegiate debut versus Southwest Missouri State—the most points scored by a Miami player in her opening game. She would go on to start and score double figures in all 29 games of the 1988 season, averaging 22.4 points and 9.2 rebounds per game.

As a preseason All-America candidate, Savage's junior season picked up where the 1988 season left off, scoring double figures in all 31 games that season while leading the team in scoring (23.6 ppg), rebounding (9.5 rpg), steals (7.1), free throw percentage (.786) and field goal percentage (.540). In 1990, Savage opened her senior season with back-to-back 30-point outings, but was lost for the year with a torn ACL suffered in just the second game of the season.

Granted a fifth year of eligibility, in 1991, Savage returned to score 31 points in her first start against in-state rival Florida. She tied the then-school record with 41 points in Miami's win over Providence during the course of the Hurricanes' 30-game win streak.

Averaging 23.3 points and 10.6 rebounds per game, Savage helped lead the Hurricanes to the BIG EAST Championship title in only their first season in the conference and was named both the BIG EAST and *Sports Illustrated* Player of the Year, in addition to garnering Kodak/WBCA All-America honors.

At the end of her illustrious career, Savage ranked No. 10 in Division I history in scoring average (minimum 1,500 points) and her 23.2 mark stands at No. 20 all-time entering 2016-17.

Savage left Miami as one of the most decorated athletes in school history, holding nine Hurricane records, as well as finishing as the school's second all-time leading scorer. She has since been inducted into the UM Sports Hall of Fame and to UM's Iron Arrow Society—the highest honor bestowed on an individual by the university. Savage was Miami's inaugural ACC Women's Basketball Legend, earning the distinction in 2005.







2017-18 SENIOR CLASS

**KHAILA
PRATHER**

**SHANESE
BAILEY**



**NEYDJA
PETITHOMME**

**ERYKAH
DAVENPORT**

**KEYANNA
HARRIS**



WOMEN'S BASKETBALL 2017-18 SCHEDULE

 **OCT. 31**
NOVA SOUTHEASTERN
7 P.M.
(EXHIBITION)

 **DEC. 15**
ALABAMA STATE
7 P.M.

 **JAN. 21**
BOSTON COLLEGE*
1 P.M.

 **NOV. 10**
FIU
6 P.M.

 **DEC. 19**
SACRAMENTO STATE
6 P.M.
(PUERTO RICO CLASSIC)

 **JAN. 25**
LOUISVILLE*
11 A.M.

 **NOV. 12**
VERMONT
2 P.M.

 **DEC. 20**
WESTERN MICHIGAN
6 P.M.
(PUERTO RICO CLASSIC)

 **JAN. 28**
VIRGINIA TECH*
2 P.M.

 **NOV. 18**
COLORADO
3 P.M.

 **DEC. 28**
BETHUNE-COOKMAN
7 P.M.

 **FEB. 4**
NORTH CAROLINA*
2 P.M.

 **NOV. 21**
NEW ORLEANS
11 A.M.

 **DEC. 31**
DUKE*
12:30 P.M.

 **FEB. 8**
NC STATE*
7 P.M.

 **NOV. 24**
MAINE
TBA
(MIAMI THANKSGIVING TOURNAMENT)

 **JAN. 4**
NOTRE DAME*
7 P.M.

 **FEB. 11**
FLORIDA STATE*
4 P.M.

 **NOV. 26**
KENNESAW STATE/
MARYLAND
TBA
(MIAMI THANKSGIVING TOURNAMENT)

 **JAN. 7**
WAKE FOREST*
12 P.M.

 **FEB. 15**
PITTSBURGH*
7 P.M.

 **NOV. 30**
MICHIGAN STATE
7 P.M.
(BIG TEN/ACC CHALLENGE)

 **JAN. 11**
FLORIDA STATE*
7 P.M.

 **FEB. 18**
VIRGINIA*
12:30 P.M.

 **DEC. 3**
ST. JOHN'S
1 P.M.

 **JAN. 14**
CLEMSON*
2 P.M.

 **FEB. 22**
GEORGIA TECH*
7 P.M.

 **DEC. 10**
KENTUCKY
1 P.M.

 **JAN. 18**
SYRACUSE*
7 P.M.

 **FEB. 25**
VIRGINIA TECH*
4 P.M.