

M

HURRICANES

BASEBALL

2019 MEDIA GUIDE

ACC



The 2019 season is the 75th in Miami Hurricanes baseball history. The Hurricanes enter the season with a new leader, as Gino DiMare embarks on his first season at the helm of the Canes after spending 20 years as a coach and four years as a player in Coral Gables. DiMare, who is the 10th head coach in program history, follows the footsteps of legendary head coaches Ron Fraser and Jim Morris. The Hurricanes have accomplished a lot in advance of their 75th season: national championships in 1982, 1985, 1999 and 2001, 25 trips to the College World Series, an NCAA record 44 consecutive NCAA Tournament appearances and an NCAA record 30 NCAA Regional titles. Miami's program has also produced 49 All-Americans, while 61 different Hurricanes have gone on to play Major League Baseball.




TABLE OF CONTENTS

MEDIA INFORMATION

1	Table of Contents
2	Quick Facts
3	Athletics Communications, Creative & Marketing
4	Media Policies
5	University Administration
6-11	Athletics Administration

2019 MIAMI HURRICANES

13-14	Head Coach Gino DiMare
15	Associate Head Coach J.D. Arteaga
16	Assistant Coach Norberto Lopez
17	Assistant Coach Bo Durkac
18-19	Strength and Support Staff

2019 MIAMI HURRICANES

21	A Look at the 2019 Miami Hurricanes
22	Numerical Roster
23	Alphabetical Roster
24-32	Student-Athlete Profiles

MIAMI HURRICANES BASEBALL HISTORY

34	Baseball in South Florida: A Hurricane Tradition
35-36	Miami Skippers
37	Ron Fraser: The Wizard of College Baseball
38	Jim Morris: 25 Years of Excellence at The U
39	Yearly Records
40-70	All-Time Results
71-72	All-Time Series History
73-116	All-Time Series Results
117	All-Time NCAA Tournament History
118-119	College Baseball Hall of Fame Inductees
120-121	National Award Winners
122-124	Baseball All-Americans
125-126	Miami Baseball Retired Numbers

MIAMI HURRICANES BASEBALL HISTORY

127-128	All-Time #ProCanes By Team
129-130	MLB Draft Picks & Signees
131-136	Canes All-Time Lettermen
137	Attendance History
138-139	University of Miami Sports Hall of Fame
140-144	Team Records
145-147	Individual Leaders - Batting
147-150	Individual Leaders - Pitching

2019 MIAMI BASEBALL MEDIA GUIDE

- **EDITOR:** David Villavicencio
- **LAYOUT:** David Villavicencio
- **EDITORIAL ASSISTANCE:** Camron Ghorbi, Alex Schwartz, Carter Toole, Kevin Ivany and previous members of the Miami communications staff
- **PHOTOGRAPHY:** JC Ridley, Richard Lewis
- **COVER & DESIGN:** Kyle Stopperan
- **PRINTING:** Thomas Printworks – Coral Gables, Fla.

QUICK FACTS

UNIVERSITY INFORMATION

Location	Coral Gables, Fla.
Enrollment	17,348
Founded	1925
Nickname	Hurricanes
Colors	Orange (PMS 1665), Green (PMS 3435) and White
President	Dr. Julio Frenk
Director of Athletics	Blake James
Faculty Athletics Representative	Dr. Marvin Dawkins
Conference	Atlantic Coast Conference
Stadium / Capacity	Alex Rodriguez Park at Mark Light Field / 4,999
Press Room Phone	305-284-2111
Ticket Office Phone	1-800-GO-CANES
Website	HurricaneSports.com
Mailing Address	5821 San Amaro Drive, Coral Gables, FL 33146

ATHLETICS ADMINISTRATION

Director of Athletics	Blake James
Deputy AD / COO / SWA	Jennifer Strawley
Deputy AD / CFO	Jason Layton
Sr. Associate AD / Academic Services	David Wyman
Sr. Associate AD / Business Operations	Josh Boone
Sr. Associate AD / Communications & Digital Strategy	Carter Toole
Sr. Associate AD / Compliance	Craig Anderson
Sr. Associate AD / Development	Jesse Marks
Sr. Associate AD / Facilities & Event Operations	Tim Wise
Sr. Associate AD / Performance, Health & Wellness	Luis Feigenbaum
Sr. Associate AD / Sales & Marketing	Brent Crank
Sr. Associate AD / Student-Athlete Development	Shirelle Jackson
Associate AD / Athletic Facilities	Kortne Gosha
Associate AD / Athletic Training	Vinny Scavo
Associate AD / Development & Major Gifts	Chris Cohen
Associate AD / Premium Seating & Corp. Development	Ben Creed
Assistant AD / Academic Services	Demetres Darden
Assistant AD / Alumni Programs	Rick Remmert
Assistant AD / Annual Giving	Emily Boone
Assistant AD / Business Operations	Matthew Smiale
Assistant AD / Communications & Content	Andy Fledderjohann
Assistant AD / Compliance & Eligibility	Dan Raben
Assistant AD / Creative Services	William Probus
Assistant AD / Equipment Operations	David Case
Assistant AD / Events & Operations	Michael Turner
Assistant AD / Marketing & Event Experience	Conrad Bradburn
Assistant AD / Ticket Sales	Mackie Feierstein

COACHING STAFF & SUPPORT STAFF

Head Coach	Gino DiMare
Record at Miami	0-0 (first season)
Career Overall Record	0-0 (first season)
Associate Head Coach / Pitching	J.D. Artega
Assistant Coach / Recruiting Coordinator / Catchers	Norberto Lopez
Assistant Coach / Infielders	Bo Durkac
Strength & Conditioning Coach	Brian Gabriel
Director of Baseball Operations & Camps	Robert "G.M." McDaniel
Athletic Trainer	H.R. Powell
Physical Therapist	Julian Rivera
Athletics Communications	David Villavicencio
Academics	Heather de la Osa
Marketing	Alejandro Rengifo
Office Assistants	Liliana Macias Mary Lou Rubin
Student Managers	Andrew Gold Christian Pasciak Jake Yardeni

PROGRAM HISTORY

First Year of Baseball	1940
(75th season, No program from 1941-45 due to WWII)	
All-Time Record	2,599-1,082-18 (.703)
All-Time ACC Record	262-150-1 (.634)
National Championships	4 (1982, 1985, 1999, 2001)
NCAA Tournament Appearances	45 (1971, 1973-2016)
All-Time NCAA Tournament Record	192-99 (.660)

Last NCAA Tournament Opponent	UC Santa Barbara (2016)
College World Series Appearances	L, 5-3 - College World Series
(1974, 1978-82, 1984-86, 1988-89, 1992, 1994-99, 2001, 2003-04, 2006, 2008, 2015-16)	25

TEAM INFORMATION

2018 Overall Record	28-26
Home/Away/Neutral	19-14 / 8-11 / 1-1
2018 ACC Record / Finish	16-13 / 6th
Letterwinners Returning / Lost	18 / 13
Newcomers	13 (10 freshmen / 3 JUCO transfers)

2019 HURRICANES

KEY RETURNERS	CL	POS	AVG	HR	RBI
Freddy Zamora	So.	IF	.303	1	28
Willy Escala	So.	IF	.280	2	11
Isaac Quiñones	So.	C	.291	1	24
Dylan Cloonan	So.	OF	.289	0	14
Tyler Jenkins	So.	OF	.218	2	12

KEY RETURNERS	CL	POS	W-L	ERA	IP
Evan McKendry	Jr.	RHP	7-6	3.52	87.0
Greg Veliz	Jr.	RHP	0-1	3.12	17.1
Chris McMahon	So.	RHP	1-1	4.44	26.1
Daniel Federman	So.	RHP	2-4	2.25	60.0
Jeremy Cook	So.	LHP	0-0	4.58	19.2

KEY LOSSES	POS	KEY STATS
Jeb Bargfeldt (grad/draft)	LHP	4-5, 3.38 ERA, 101.1 IP, 76 K
Andrew Cabezas (draft)	RHP	6-4, 3.96 ERA, 75.0 IP, 79 K
Frankie Bartow (draft)	RHP	5-0, 3.12 ERA, 4 SV, 40.1 IP
Danny Reyes (draft)	OF	.321, 5 HR, 19 RBI, .892 OPS

KEY NEWCOMERS	CL	POS	B/T	HT	WT
Slade Cecconi	Fr.	RHP	R/R	6-4	212
Adrian Del Castillo	Fr.	C	L/R	5-11	205
JP Gates	Fr.	LHP/UT	L/L	6-1	210
Chad Crosbie	Jr.	OF	L/R	5-10	195
Anthony Vilar	Fr.	IF	L/R	5-10	190

COMMUNICATIONS & DIGITAL

Associate Director / Communications (Primary)	David Villavicencio
Cell: 786-999-3739	Email: davidv@miami.edu
Sr. Associate AD / Communications & Digital Strategy	Carter Toole
Cell: 615-598-8540	Email: carter.toole@miami.edu
Assistant AD / Communications & Content	Andy Fledderjohann
Cell: 434-906-0075	Email: afledderjohann@miami.edu
Director / Communications	Camron Ghorbi
Cell: 786-877-7329	Email: c.ghorbi@miami.edu
Associate Director / Communications	Alex Schwartz
Cell: 609-802-3674	Email: alexschwartz@miami.edu
Assistant Director / Communications	Kevin Ivany
Cell: 305-389-6612	Email: ksi9@miami.edu
Assistant Director / Communications	Ashleigh Young
Cell: 786-423-1320	Email: ashleigh.young@miami.edu
Director / Digital Strategy	Tim Brogdon
Cell: 720-384-3391	Email: tbrogdon@miami.edu
Website	www.HurricaneSports.com
Twitter & Instagram	@MiamiHurricanes @CanesBaseball
Facebook	MiamiHurricanes /CanesBaseball
Mailing Address	5821 San Amaro Drive, Coral Gables, FL 33146

SOCIAL MEDIA ACCOUNTS

Official Athletics	Twitter: @MiamiHurricanes
	Facebook: /MiamiHurricanes
	Instagram: /MiamiHurricanes
Official Baseball	Twitter: @CanesBaseball
	Facebook: /CanesBaseball
	Instagram: CanesBaseball
Blake James, Director of Athletics	Twitter: @CanesAllAccess
Miami Maniac	Twitter: @TheMiamiManiac
Sebastian the Ibis	Twitter: @UM_Sebastian

ATHLETICS COMM., CREATIVE & MARKETING

SENIOR STAFF

JASON LAYTON

DEPUTY AD / CFO

Alma Mater: St. Leo, 1999 Twitter: @laytonjason
Office: 305-284-3231 Cell: 786-570-2637
E-mail: jlayton@miami.edu

BRENT CRANK

SENIOR ASSOCIATE AD / SALES & MARKETING

Alma Mater: Wisconsin-Eau Claire, 2005 Twitter: @brentcrank
Office: 305-284-8153 E-mail: b.crank@miami.edu

CARTER TOOLE

SENIOR ASSOCIATE AD / COMM. & DIGITAL STRATEGY

Alma Mater: North Carolina, 1995 Twitter: @CanesCarter
Office: 305-284-3245 Cell: 615-598-8540
E-mail: carter.toole@miami.edu

COMMUNICATIONS STAFF

ANDY FLEDDERJOHANN

ASSISTANT AD / COMMUNICATIONS & CONTENT

MEN'S BASKETBALL

Alma Mater: Ohio State, 2002 Twitter: @afledder
Office: 305-284-3241 Cell: 434-906-0075
E-mail: afledderjohann@miami.edu

CAMRON GHORBI

DIRECTOR / COMMUNICATIONS

FOOTBALL¹, SWIMMING & DIVING

Alma Mater: Miami, 2011 Twitter: @CamronGhorbi
Office: 305-284-3230 Cell: 786-877-7329
E-mail: c.ghorbi@miami.edu

ALEX SCHWARTZ

ASSOCIATE DIRECTOR / COMMUNICATIONS

WOMEN'S BASKETBALL, WOMEN'S TENNIS

Alma Mater: Miami, 2013 Twitter: @AlexJSchwartz
Office: 305-284-3249 Cell: 609-802-3674
E-mail: alexschwartz@miami.edu

DAVID VILLAVICENCIO

ASSOCIATE DIRECTOR / COMMUNICATIONS

BASEBALL, FOOTBALL², ROWING

Alma Mater: Miami, 2009 Twitter: @dvillavicencio6
Office: 305-284-3244 Cell: 786-999-3739
E-mail: davidv@miami.edu

KEVIN IVANY

ASSISTANT DIRECTOR / COMMUNICATIONS

GOLF, SOCCER, MEN'S TENNIS

Alma Mater: Ithaca, 2016
Office: 305-284-2972 Cell: 305-389-6612
E-mail: ksi9@miami.edu

ASHLEIGH YOUNG

ASSISTANT DIRECTOR / COMMUNICATIONS

CROSS COUNTRY, TRACK & FIELD, VOLLEYBALL

Alma Mater: Oklahoma State, 2016 Twitter: @ashleighyoung
E-mail: ashleigh.young@miami.edu Cell: 786-423-1320

CREATIVE SERVICES STAFF

WILLIAM PROBUS

ASSISTANT AD / CREATIVE SERVICES

Alma Mater: Georgia Southern, 2009 Twitter: @WilliamProbus
Office: 305-284-3248 E-mail: w.probus@miami.edu

TIM BROGDON

DIRECTOR / DIGITAL STRATEGY

Alma Mater: Colorado State, 2012 Twitter: @timdanbrog
Office: 305-284-1736 E-mail: tbrogdon@miami.edu

AUSTIN SAPIN

ASSISTANT DIRECTOR / DIGITAL STRATEGY

Alma Mater: Miami, 2017 Twitter: @AustinSapin
E-mail: a.sapin@umiami.edu

RENEE RHOADS

ASSISTANT / DIGITAL MEDIA

Alma Mater: Florida, 2018 Twitter: @reenehrhoads
E-mail: rnr47@miami.edu

KYLE STOPPERAN

GRAPHIC DESIGNER

Alma Mater: Colorado State, 2001 Twitter: @KyleStopperan
E-mail: kstopperan@miami.edu

ROBERT JUDIN

GRAPHIC DESIGNER

Alma Mater: Florida, 2015 Twitter: @RobertJudin
E-mail: rpj27@miami.edu

BRADLEY AMUS

ATHLETICS VIDEO PRODUCER

Alma Mater: TCU, 2017 Twitter: @Bradley_Amus
Office: 305-284-9816 E-mail: b.amus@miami.edu

SCOTT HORVITZ

ATHLETICS VIDEO PRODUCER

Alma Mater: Indiana, 2016 Twitter: @scottch_tape
Office: 305-284-9816 E-mail: scott.horvitz@miami.edu

JIMMIE NELSON

VIDEO PRODUCTION SPECIALIST

Alma Mater: USF, 2013 Twitter: @KingNelsonIV
Office: 305-284-9816 E-mail: jnelson4@miami.edu

MARKETING & PRODUCTION SERVICES STAFF

CONRAD BRADBURN

ASSISTANT AD / MARKETING & EVENT EXPERIENCE

Alma Mater: Florida State, 2003
Office: 305-284-2678 E-mail: cbradburn@miami.edu

ALEJANDRO RENGIFO

ASSOCIATE DIRECTOR / MARKETING

Alma Mater: Miami, 2012 Twitter: @a_rengifo1
Office: 305-284-3242 E-mail: a.rengifo@miami.edu

DANIELLE WHITE

ASSOCIATE DIRECTOR / MARKETING

Alma Mater: UCF, 2014 Twitter: @danielle_white
Office: 305-284-3382 E-mail: dnwhite@miami.edu

DREW THOMAS

DIRECTOR / PRODUCTION SERVICES

Alma Mater: Marquette, 2007
Office: 305-284-3087 E-mail: d.thomas4@miami.edu

ANTHONY LESTOCHI

MANAGER / PRODUCTION SERVICES

Alma Mater: Penn State, 2015 Twitter: @ALestochi
Office: 305-284-9822 E-mail: axl936@miami.edu

BRAD CANFIELD

VIDEO PRODUCER

Alma Mater: Miami, 2017
Office: 305-284-9232 E-mail: bxc431@miami.edu

MEDIA POLICIES

COVERING THE HURRICANES

Interview requests for Miami baseball student-athletes and coaches must be submitted to associate director of athletics communications David Villavicencio (davidv@miami.edu) in all instances. Villavicencio and the Miami communications staff will make every effort to schedule a time to accommodate those requests, based on time constraints and academic/meeting obligations.

LIVE BROADCASTS

It is not permissible for any non-rights holder to broadcast over the air, stream over the internet (audio or video), or transmit in any other way, any live event without the consent of the University of Miami athletics department. Live events include varsity contests, press conferences (including but not limited to weekly scheduled and postgame press conferences) and any other group media availability. Exceptions may be made for any major news-breaking event. Failure to follow this policy will result in having credentials revoked.

ARCHIVING OF EVENT AUDIO/VIDEO

It is not permissible for any non-rights holder to post, place, broadcast, or make available in any other way, audio or video event content that exceeds three (3) minutes in length. Events are defined as varsity contests, press conferences and any other group media availability. Archiving may not begin until the conclusion of the entire event. It is not permissible to reuse or post any video produced and/or owned by the University of Miami athletics department without the consent of the university.

PHOTOGRAPHY

Miami follows NCAA and ACC rules regarding media representatives photographing games. Only properly credentialed photographers will be allowed in the designated photo areas at Alex Rodriguez Park at Mark Light Field as specified by the NCAA and ACC.

NO photographers will be permitted to shoot from inside the field of play. All photographers must remain in the designated photo areas outside of the field of play. Photo credentials are subject to revocation by the Miami athletics communications office at any time.

MEDIA CREDENTIALS

Requests for working media and photo credentials should be submitted to David Villavicencio at davidv@miami.edu by sports editors or sports directors of accredited media outlets. Requests should be made as early as possible and should be limited to working media only. Requests made within two days of the game may not be considered.

UNAUTHORIZED CREDENTIAL USE

Credentials will be issued to working media only. Media credentials are not transferable and use by anyone other than members of the working media is unauthorized. Media credentials used in an unauthorized manner will be revoked immediately. News organizations allowing unauthorized individuals to use credentials will have their credentials revoked for the remainder of the year.

QUESTIONS?

Please contact David Villavicencio via email at davidv@miami.edu or by phone at 305-284-3244 (office) or 786-999-3739 (cell) with any questions about the University of Miami baseball team.

UNIVERSITY ADMINISTRATION



DR. JULIO FRENK

UNIVERSITY PRESIDENT
UNIVERSIDAD NACIONAL
AUTÓNOMA DE MÉXICO, 1979

Dr. Julio Frenk, a noted leader in global public health and a renowned scholar and academic, was named the sixth president of the University of Miami in April 2015. He assumed his leadership post on August 16, 2015.

Prior to joining the University of Miami, Dr. Frenk was Dean of the Faculty at the Harvard T.H. Chan School of Public Health since January 2009. While at Harvard, he was also the T & G Angelopoulos Professor of Public Health and International Development, a joint appointment with the Harvard Kennedy School of Government.

Dr. Frenk served as the Minister of Health of Mexico from 2000 to 2006. He pursued an ambitious agenda to reform the nation's health system and introduced a program of comprehensive universal health insurance, known as Seguro Popular, which expanded access to health care for tens of millions of uninsured Mexicans.

Dr. Frenk was the founding director-general of the National Institute of Public Health in Mexico, one of the leading institutions of health education and research in the developing world. In 1998 Dr. Frenk joined the World Health Organization (WHO) as executive director in charge of Evidence and Information for Policy, WHO's first-ever unit explicitly charged with developing a scientific foundation for health policy to achieve better outcomes.

He also served as a senior fellow in the global health program of the Bill & Melinda Gates Foundation and as president of the Carso Health Institute in Mexico City. He is the founding chair of the board of the Institute for Health Metrics and Evaluation at the University of Washington. He also co-chaired the Commission on the Education of Health Professionals for the 21st Century, which published its influential report in the leading journal *The Lancet* in 2010, triggering a large number of follow-up initiatives throughout the world.

Dr. Frenk holds a medical degree from the National Autonomous University of Mexico, as well as a master of public health and a joint doctorate in Medical Care Organization and in Sociology from the University of Michigan, Ann Arbor. He has been awarded honorary doctorates from several institutions of higher learning. In September of 2008, Dr. Frenk received the Clinton Global Citizen Award for changing "the way practitioners and policy makers across the world think about health."

He is a member of the U.S. Institute of Medicine, American Academy of Arts and Sciences, and National Academy of Medicine of Mexico.

In addition to his scholarly works, which include more than 140 articles in academic journals, as well as many books and book chapters, he has written two best-selling novels for youngsters explaining the functions of the human body.



DR. MARVIN DAWKINS

FACULTY REPRESENTATIVE
EDWARD WATERS
COLLEGE, 1970

Dr. Marvin Dawkins, a distinguished professor in the Department of Sociology at the University of Miami, is in his fifth year as the Faculty Athletics Representative. He was named to the post in April 2012, replacing Clyde McCoy after his 17 years of service in that role.

In his FAR post, Dawkins is responsible for ensuring the academic integrity of students participating in University athletic programs and helping to oversee institutional control of the Department of Athletics. The Faculty Athletics Representative serves as a liaison between the University and the athletic department. This individual is the University's voting delegate to the ACC and represents UM with the NCAA and ACC.

Dawkins received his doctorate from Florida State and completed his postdoctoral research fellowships at Howard University and The Johns Hopkins University. He previously served on the faculties of the University of Maryland, Old Dominion University and the University of Wisconsin-Parkside.

His research focuses on issues of race and social equity in such areas as education, career aspirations and mobility, substance abuse prevention, and sports. He has published widely in these areas, including his most recent article titled "Race and Pathways to Power in the National Football League" (with Jomills H. Braddock and Erica Smith), which appears in *American Behavioral Scientist* (2012). His research on golf includes book chapters, scholarly articles, and the book *African American Golfers During the Jim Crow Era* (Praeger 2000), coauthored with Graham C. Kinloch. Dawkins was recently appointed to the United States Golf Association Museum Committee and is currently completing a study on the media treatment of black golfers from the Jim Crow era to the present.

ATHLETICS ADMINISTRATION



BLAKE JAMES

DIRECTOR OF ATHLETICS
MINNESOTA STATE-
MANKATO, 1992

Since taking over as the University of Miami's Director of Athletics in 2013, Blake James has transformed Miami Athletics, spearheading improvement in all aspects of the department, including postseason appearances, student-athlete support, facility upgrades, ticket sales and academic achievement.

Miami's recent success has garnered James and UM national recognition. In March 2017, James was selected as one of four Division I recipients of the 2016-17 Under Armour Athletic Director of the Year award, an honor given by the National Association of Collegiate Directors of Athletics (NACDA). In June 2017, James began a two-year term as Chair of the NCAA Division I Council, the group responsible for the day-to-day decision-making for all of Division I.

James has placed a strong emphasis on academics during his four-plus years at Miami. In the most recent Graduation Success Rate figures released by the NCAA, Miami student-athletes posted a GSR mark of 90%. Ten Hurricane teams posted perfect 2015-16 scores on the latest Academic Progress Report (APR). In addition, Miami's football program received the 2016 AFCA Academic Achievement Award. In 2016, Hurricane student-athletes also ranked among the nation's best in time committed towards community service.

In the department's continuing efforts to better support student-athletes and coaches, the Hurricane Club -- the fundraising arm of Miami Athletics -- completed a record-setting year in 2016-17. The Hurricane Club raised \$49 million, an all-time record and an increase of more than 80 percent from the previous record of \$26.5 million, set in 2010-11. The Hurricane Club's membership of more than 11,000 members represents an over 100-percent jump from its membership of 5,140 in 2010.

Prior to the 2016 football season, James led the university's football coaching search which resulted in the hiring of Hurricane alum Mark Richt as the football program's new head coach. Richt paid immediate dividends in 2016 as the Hurricanes posted a 9-4 record, won their first bowl game in 10 years and finished ranked #20 in the final Associated Press poll, their first season-ending ranking since 2009.

During the 2015-16 academic year, Miami was the only school in NCAA Division I to have its football team play in a bowl game, its men's and women's basketball teams advance to the NCAA Tournament and its baseball team advance to the College World Series. Overall, Miami had 10 sports programs advance to postseason competition to secure its highest finish in the Learfield Directors' Cup standings in 13 years, an indication of broad-based athletic department success.

During James' tenure, Miami has completed several facility enhancements, including the opening of the Schwartz Center for Athletic Excellence; the completion of the student-athlete training table, fueling station and dining hall; new artificial and natural playing surfaces and lights on the Greentree Practice Fields' and a center-hung scoreboard inside the Watsco Center.

James has also led multiple, multi-million dollar capital

renovation projects, including renovations of the Hecht Center and the men's and women's basketball offices. Over the past year, Miami Athletics has secured six leadership gifts of seven figures-or-more, including the largest donation in department history -- a \$14 million gift from the Soffer Family, which will serve as the lead gift for the Hurricanes' \$34 million Carol Soffer Football Indoor Practice Facility, which broke ground this year.

Ticket sales are also at an all-time high. In 2016, Miami sold a school-record 42,000 football season tickets and ranked first among Power 5 programs in attendance percentage increase (23 percent) over 2015 attendance. The Hurricanes have also sold out their men's basketball season tickets in back-to-back seasons for the first time ever.

In addition, Miami has transformed its broadcast, communications and marketing departments into one of the nation's leaders in digital media and video production. In 2016, Miami aired more live events on ESPN3 than any other ACC institution. James was also instrumental in helping Miami strike one of the largest apparel deals in the country with adidas.

Prior to being named AD, James served Miami Athletics in the roles of Interim AD and Senior Associate AD for Development and Ticket Operations, where he oversaw the day-to-day operations of development, ticket sales and ticket operations. He also was a member of the Hurricanes' senior staff and provided sport supervision.

James came to UM after spending seven years at the University of Maine, where he first served as Senior Associate Athletic Director before serving as Director of Athletics from 2005 to 2010. During his tenure at Maine, athletics experienced tremendous success, including three trips to the Frozen Four for the men's ice hockey program and NCAA playoff berths for football, baseball (two), women's basketball and softball. James implemented a comprehensive \$17 million facility improvement plan at Maine, which included an indoor practice facility and numerous other facility upgrades and renovations. Academically, the program flourished, earning the conference academic cup twice and student-athletes maintaining a 3.0 GPA or above.

Prior to his stint at Maine, James worked in athletic development at Providence College, where he established the "Friars Forever" campaign and the Friar Athletic Fund.

James is no stranger to South Florida, beginning his athletic career with the University of Miami, working in ticket sales, corporate sales and athletic development. In 1995, he was hired as Miami's Director of Ticket Sales, serving in that capacity until 1997, when he was named an athletic development officer at the University of Nebraska. He returned to Miami in 1998 as the Director of Major Gifts and Corporate Sales and was promoted to the Director of Athletic Development at Miami in 2000 before moving on to Providence in 2002.

James graduated from Minnesota State University - Mankato with a Bachelor's degree in Marketing in 1992 and later received his Master's degree in Sports Administration from St. Thomas University in 1994. He and his wife, Kelly, have two children: daughter, Haley, and son, Ryan.

ATHLETICS ADMINISTRATION



JENNIFER STRAWLEY

**DEPUTY AD
COO / SWA**
PENNSYLVANIA, 1998

Jennifer Strawley joined the University of Miami on June 18, 2012 and currently serves as Deputy Director of Athletics and Chief Operating Officer. She also serves as the departments Senior Woman Administrator.

Serving as the second-in-command, Strawley provides strategic direction for the department and assists the Director of Athletics with the day-to-day operations. She is the sport administrator for football, women's basketball and women's tennis. Strawley leads the department's strategic planning initiatives, policy development and implementation, coordination of department and coaches meetings and gender equity and inclusion initiatives. She oversees the areas of human resources, sports medicine, academic services, equipment / Adidas, video services and student-athlete development, as well as serves as a liaison to various campus groups, the ACC and the NCAA.

Strawley played a key role in the hiring of head football coach Mark Richt, serving on the selection committee. In addition, she was instrumental in the development of Miami's annual Celebration of Women's Athletics recognizing the achievements of Miami's female student-athletes while raising money to support women's athletics.

Actively engaged in intercollegiate athletics nationally, Strawley has served on various committees within the NCAA and the ACC. She currently serves on the ACC Television Committee, the ACC Women's Basketball foresight committee, the ACC Equity Committee, the ACC Infractions and Sportsmanship Review Committee, the ACC Football Schedulers Group, and the NCAA Division I Women's Basketball Oversight Committee. She also serves on the board of directors for Women's Leaders in College Sports and the Women's Basketball Coaches Association.

Prior to UM, Strawley concluded her second tour with the NCAA as the Director of Academic and Membership Affairs. In this role, Strawley was instrumental in providing leadership in the areas of academic governance and development of academic policy. Strawley served on the senior management team and was involved in a variety of other internal operations.

Strawley rejoined the NCAA after serving as the Associate Athletics Director for Intercollegiate Sport Programs and Senior Woman Administrator at Columbia University from 2007-10. While at Columbia, she oversaw numerous varsity sport programs including football and was the athletics program liaison for gender equity and diversity initiatives. Strawley was a member of the department's Executive Management Team.

Prior to her tenure at Columbia, Strawley was the Director of Membership Services and Student-Athlete Reinstatement at the NCAA. In this role, she provided oversight of the student-athlete reinstatement process and was instrumental in the implementation of the student first philosophy. Strawley served as a liaison to numerous NCAA committees and task forces, including the NCAA Divisions I, II and III Student-Athlete Reinstatement Committees and the NCAA Olympic Sports Liaison Committee.

Strawley first joined the NCAA in 1998 as an enforcement services intern. She is a 1998 graduate of the University of Pennsylvania where she earned her Bachelor of Arts degree in history. During her time at Pennsylvania, she was a two-year captain for the Quakers' softball team. Strawley was inducted into the William Tennent High School Hall of Fame in of 2014.



JASON LAYTON

**DEPUTY AD
CFO**
ST. LEO, 1999

Jason Layton serves as the University of Miami Deputy Director of Athletics and Chief Financial Officer, a position he took over in August 2017. He initially joined Miami in December 2014 as the Senior Associate Athletics Director for Communications and Sales.

In his current position, Layton is responsible for managing the department's business office, marketing, digital strategies, communications, ticket sales, ticket operations, client experience, video production and broadcast departments.

Additionally, Layton has oversight of all departmental licensing matters, Hurricane Sports Properties, serves as the department ACC Network liaison and is the sport administrator for men's basketball.

Since his arrival, Miami has seen exceptional growth in ticket sales and video production services in both content and broadcast with ESPN and the newly formed ACC Network.

Under his watch, Miami has seen an increased level of season ticket sales in football and men's basketball. Under Layton's guidance, Miami saw an unprecedented growth in football attendance during the 2016 season, as the Hurricanes totaled 42,000 season ticket holders and averaged 58,572 fans per game – the 27th-highest total in the nation and leader among all Power Five schools in percentage increase on a year-to-year basis (23 percent).

In addition, Miami sold out its entire 2015-16 and 2016-17 men's basketball season ticket allotment, marking the first time in Hurricane Athletics history that a team has sold out its entire season ticket allotment in back-to-back seasons.

Layton also serves as the primary contact for ESPN with the recent launch of the ACC Network, first in digital format in August 2016 and building to the linear network in fall of 2019. Since 2015, Miami has produced over 200 live events on ESPN3/ACC Network Extra – a figure that ranks near the top of all ACC schools.

Layton, a Florida native, arrived in Miami after spending the 2013 and 2014 seasons at Colorado State University where he served as the department's Senior Associate Athletics Director for Sales and Marketing. During his time in Fort Collins, Colo., Layton's ticket sales plans drove double-digit increases in football, volleyball, men's basketball and women's basketball revenue and tickets sold.

Before his arrival at Colorado State, Layton spent 13 years with the Tampa Bay Buccaneers. In his 13 years with the club, he handled a variety of responsibilities from sales, marketing, ticketing and luxury suite operations to advertising, accounting, finance and purchasing. Layton began his career with the Buccaneers as a customer service representative in 1999 before elevating to the role of Senior Director of Business Administration in 2011. Layton received his bachelor's and master's degrees from Saint Leo University in Saint Leo, Fla.

ATHLETICS ADMINISTRATION



DAVID WYMAN

**SR. ASSOCIATE AD
ACADEMIC SERVICES
FLORIDA A&M, 1984**

“When you do the right things, the right things happen.”

David Wyman has empowered over 2,000 student-athletes with his signature creed. Now in his 23rd year, Wyman has advised and mentored a diverse population of student-athletes to become skilled professionals in many different careers.

Wyman is the Senior Associate Athletic Director for Academic Services at the University of Miami, a position he was promoted to in August 2017. Wyman is also the sport administrator for Miami’s volleyball program.

He began his own career as an intern, and was quickly promoted to the full-time staff after working just two months in the academic services division. Wyman became the assistant director two years later, supervising the tutorial program and advising both the football and men’s basketball teams. He was then promoted to associate director, taking on the responsibility of coordinating the NCAA eligibility certification for all 400 student-athletes.

Since 2004, Wyman has managed the Division of Athletic Academic Services, currently leading a staff of eight full-time professionals. Under his leadership, the department and sport programs have gained national recognition and honors for continued growth in both academic progress rates (APR) and graduation success.

A 2016 inductee to the Iron Arrow Society, Wyman has helped guide the football team to a pair AFCA Academic Achievement Awards for graduating 100 percent of student-athletes in the freshman classes of 2002 and 2009.

Wyman is a 1994 graduate of Florida A&M with a bachelor’s degree in accounting. He earned a master’s degree in sports administration from St. Thomas University in 1995. Born in Staten Island, N.Y., he is married to Jewyll, and the couple has three daughters: Rebecca, Dominique and Sarah. Wyman has been a Big Brother in the Miami-Dade Big Brother/Big Sister Organization and is also a member of Omicron Delta Kappa, The National Leadership Honor Society and the National Association of Academic Advisors for Athletics.



JOSH BOONE

**SR. ASSOCIATE AD
BUSINESS OPERATIONS
ELON, 1995**

After a pair of promotions, Joshua Boone now serves as the Senior Associate Athletic Director for Business Operations at the University of Miami. Boone was hired in July 2012 as the Assistant AD for Business Operations, was elevated to Associate AD in March 2014 and took on his new title in August 2017.

In addition to his role within the business office, Boone is also the sport administrator for Miami’s swimming and diving programs.

Boone, who spent the previous nine years working for the University of North Carolina, was promoted to associate director of business operations with the Tar Heels in November 2011. In his time in Chapel Hill, Boone supervised the day-to-day operations of a \$72 million operating budget, served as the department liaison with accounting, development, disbursement, facility services and outside travel vendors, and also assisted in the athletic department’s annual budget preparations. He began his time in the Tar Heels’ Business Office as an accounting technician in December 2002.

Prior to working at UNC, Boone worked for the North Carolina High School Athletic Association from September 1999 to 2002. While at the NCHSAA, Boone designed, edited and published various publications, developed and maintained the organization’s official website, and coordinated statewide media relations.

Boone received his bachelor’s degree athletic training from Elon University in 1995 before earning his master’s degree in athletic administration from East Carolina (1998) and his M.B.A from Elon in 2004. He has been an active member with the College Athletic Business Management Association since 2009, serving on the membership, publicity and program committees.

He currently lives in Coral Gables, Fla., with his wife, Emily, who is the assistant AD of annual giving for the Hurricane Club. The couple has two children, Mackenzie and Noah.

ATHLETICS ADMINISTRATION



CARTER TOOLE

**SR. ASSOCIATE AD
COMMUNICATIONS &
DIGITAL STRATEGY
NORTH CAROLINA, 1995**

Carter Toole serves as the Senior Associate Athletic Director for Communications and Digital Strategy at the University of Miami. He joined the Hurricanes as an associate AD in November 2016 and was promoted to his current role in August 2017.

Toole oversees the communications, digital departments and video departments, as well as assists with publicity for the football program and head football coach Mark Richt.

Toole previously co-owned a Nashville-based marketing agency, Wheelhouse Marketing Advisors, which was acquired by a local technology firm (Atiba) at the end of 2015. Before launching Wheelhouse he served as Vice President, Digital, at another Nashville firm, January & Associates.

Prior to entering the agency business, Toole worked in the National Football League for nine seasons with four teams. After public relations stints with the Green Bay Packers, Tennessee Titans and Tampa Bay Buccaneers, he joined the Houston Texans as the club's first director of internet services & publications.

He was part of the Texans' communications staff that won the Pete Rozelle Award in 2004 as voted on by the Pro Football Writers Association of America. Toole has also worked eight Super Bowls as a member of the NFL's media relations staff.

Toole started his sports communications career in the media relations offices at Arizona State University and the University of North Carolina at Chapel Hill, where he earned his bachelor's degree.

A native of Alexandria, Va., Toole and his wife, Barbara, have two daughters.



CRAIG ANDERSON

**SR. ASSOCIATE AD
COMPLIANCE
PITTSBURGH, 2005**

Craig Anderson arrived at the University of Miami in March 2013 and was elevated to the role of Senior Associate Athletic Director for Compliance and appointed to the department's executive senior staff in July 2015.

Anderson is responsible for managing all aspects of the University's compliance program, including educating coaches, student-athletes, boosters, athletic department staff and other University officials about NCAA and Atlantic Coast Conference rules and regulations.

Anderson is also responsible for overseeing all compliance processes and procedures dealing with the University's

monitoring of recruiting, eligibility, financial and certification. Anderson is a member of the National Association of Athletics Compliance Coordinators (NAAC) and is the sport administrator for the Miami baseball program.

Prior to his position at the University of Miami he held positions in Compliance at NC State, University of Virginia, UNLV and Marshall University.

Anderson graduated from the University of Pittsburgh in 2005 with a bachelor's degree in political science and a year later, he graduated from Marshall University with a master's degree in athletic administration.



JESSE MARKS

**SR. ASSOCIATE AD
DEVELOPMENT
MIAMI, 2005, 2008**

Jesse Marks was promoted to Senior Associate Athletic Director for Development in August 2016. He was previously promoted to associate AD for development in November 2012 following two years as assistant athletics director for major gifts.

Under the guidance of Director of Athletics Blake James, Marks is responsible for all development operations for the department of athletics, including campaign oversight, major giving, annual fund, donor stewardship, event hospitality and coordination with central advancement efforts. Marks is also the sport administrator for Miami's men's tennis program.

Since Marks' arrival in 2010, the Hurricane Club has seen significant growth in major giving and annual giving participation. Following the department's restructure in 2010, the Hurricane Club's development results have increased significantly across the board. Major Giving is up more than 70 percent since 2010, increasing from \$14 million in 2010 to \$26.6 million in 2011 and to an all-time high of \$49 million in 2016-17.

Annual giving has also seen unprecedented growth through extensive marketing, philanthropic re-branding and digital strategy. Since 2010, annual Hurricane Club Membership has increased by more than 100 percent to an all-time record of 11,500 active members and over \$14 million raised for student-athlete excellence. The Hurricane Club is consistently recognized nationwide for their use of cutting edge technology and unique campaigns to drive annual support.

Marks has been a part of two major capital campaigns at the University of Miami: The Momentum Campaign, (2000-2008) which raised over \$1 billion for the University, and Momentum2. Under Marks' leadership, athletics exceeded its goal of \$68 million and raised more than \$85 million dollars towards the Momentum campaign and raised over \$118 million towards the university wide \$1.6 billion Momentum2 Campaign.

Prior to his return to UM Athletics, Marks served as assistant director of development at Wake Forest University, where he managed relationships for over 150 athletic donors

ATHLETICS ADMINISTRATION

in the southeast, including South Carolina, Georgia, North Carolina and Florida. Prior to Wake Forest, Marks was as assistant athletics director for development at Florida International University, where he managed all fundraising operations related to the opening of their new football stadium in 2008.

Marks is an active member of the National Association of Athletic Development Directors (NAADD) and is an adjunct professor in the School of Education Sports Administration Program teaching Sport Promotions and Sales.

A two-time Miami graduate, Marks earned his bachelor's degree in 2005 and his master's degree in 2008.



TIM WISE

**SR. ASSOCIATE AD
FACILITIES & EVENT
OPERATIONS**
SOUTH CAROLINA, 1996

Tim Wise is in his seventh year as the Senior Associate Athletic Director for Facilities and Event Operations at the University of Miami. Wise joined the UM staff in June 2012.

Wise has oversight of numerous areas within the department: facilities and maintenance services, capital projects/construction, facilities master planning, event management and guest services, camps/clinics, risk management, information technology, strength & conditioning and nutrition. He is also the liaison to the Watsco Center and Hard Rock Stadium, as well as serves as the sport administrator for Miami's soccer and rowing teams.

Wise, who has more than 20 years of experience in college athletics as an event manager, facilities director and administrator, was hired by the University of Wisconsin Athletic Department as assistant athletic director for events and facilities in August, 2008. In January 2012, he was named interim associate athletic director and elevated to the senior management team with additional oversight of the University Ridge Golf Course and \$125 million in capital projects.

Wise also had supervisory oversight of the UW Athletics event management, facilities, food and beverage and guest services units and oversaw an annual budget of approximately \$15 million. He also served in a lead role in administrative coordination of UW Athletics concerts, summer camps and event parking.

Wise served as the director of facility maintenance at the University of Connecticut from August 2005 to August 2008. He oversaw daily operations of athletic facilities, projects and event operations as the assistant athletics director for facilities and operations at Eastern Michigan University from November 2003 to June 2005.

Wise was hired as the athletics event manager at the University of Denver in August 2000 and promoted to the director of athletics events in August 2001 and served in that role until October 2003. Prior to his time at Denver, Wise was the event services manager at The Ohio State University's Schottenstein Center.



LUIS FEIGENBAUM

**SR. ASSOCIATE AD
PERFORMANCE,
HEALTH & WELLNESS**
MIAMI, 1998, 2000

Luis Feigenbaum was named Senior Associate Athletics Director for Performance, Health and Wellness in August 2018. He was promoted after serving as the UHealth Chief of Sports Physical Therapy. He is also the program director for the University of Miami Sports Physical Therapy Residency and a clinical assistant professor in the Department of Physical Therapy at the Miller School of Medicine.

Luis is a Board Certified Sports Clinical Specialist (2008) through the American Board of Physical Therapy Specialties, Certified and Licensed Athletic Trainer (2003) by National Athletic Trainers Association, and a Certified Strength and Conditioning Specialist (2000) by the National Strength and Conditioning Association, a Certified Blood Flow Restriction Therapy (2016) provider, and has completed a FIFA Diploma in Sports Medicine (2017).

He is a two-time graduate of the University of Miami, in 1998 earning his B.S. in Health Science and 2000 with a master's degree in Physical Therapy. He earned his Doctor of Physical Therapy in 2011 from Temple University.

A native of Miami, Feigenbaum and his wife, Jessica, also a two-time alumna of the University of Miami, have two daughters, Siena and Presley.



BRENT CRANK

**SR. ASSOCIATE AD
SALES & MARKETING**
WISCONSIN-EAU CLAIRE, 2005

Brent Crank was promoted to Senior Associate Athletic Director for Ticket Sales and Marketing at the University of Miami in August 2017. He previously served as the associate AD for ticket sales and operations for three years after initially being hired as the assistant AD for ticket operations in July 2012.

Along with his duties in ticket sales and marketing, Crank is also the sport administrator for the Hurricanes' golf team.

Prior to Miami, Crank spent the previous year as director of ticketing at University of Alabama, and possesses extensive experience across the college athletics landscape.

While a member of the Alabama administrative staff, Crank managed the daily operations of the athletics tickets office, oversaw gameday operations of the home football and basketball schedules, and coordinated season ticket renewals for Alabama teams.

Prior to his time in Tuscaloosa, Ala., Crank spent three years as the assistant athletic director for ticket operations at Marquette University. While with the Golden Eagles,

ATHLETICS ADMINISTRATION

Crank managed the entire ticket operation (consisting of season tickets, single games, mini-packs, student tickets and postseason tickets), implemented a variable pricing structure for men's basketball that resulted in \$5.3 million dollars in ticket revenue for the 2010-11 season, and helped increase overall ticket sales by 10 percent.

The University of Wisconsin – Eau Claire graduate (2005) has also worked in ticket operations for Tulane University and the University of Oregon. While at UW-Eau Claire, Crank majored in kinesiology and minored in business.



SHIRELLE JACKSON

**SR. ASSOCIATE AD
STUDENT-ATHLETE
DEVELOPMENT**

BOWLING GREEN, 1994

Shirelle Jackson is the Senior Associate Athletic Director of Student-Athlete Development at the University of Miami. Jackson initially joined Miami as the director of student-athlete development in March 2014 and was promoted to assistant AD in July 2016.

Elevated to her current title in August 2017, Jackson also oversees the Hurricanes' track and field programs.

Prior to joining the athletics department, Jackson spent the previous five years in various capacities in the College of Arts and Sciences at UM. Her initial position was a new role intended to enhance the athletic department's efforts to develop programming that will enhance the total development of our student-athletes.

Prior to arriving at UM, Shirelle was the director of athletic academic support services from 2005-08 at FIU, where she oversaw the management and operation of the school's academic support program for its 400 student-athletes. She also coordinated the academic and personal advising, class registration, tutors, study hall and study skills workshops. During her tenure at FIU, she saw her full-time staff increase to six and the student-athlete graduation rate improved by 16 percent.

She was the assistant director for student-athlete services for 11 months at Bowling Green State University in Bowling Green, Ohio. Her first athletics position was as assistant AD for student development from August 2002-July 2004 at Eastern Connecticut State.

Jackson was a four-year letter winner for the women's track and field team at Bowling Green. She received her bachelor's degree from Bowling Green in 1994 and her master's degree in counseling from Central Connecticut State in 1998. She is currently a doctoral candidate in higher education leadership at Nova Southeastern in Davie.

She is married to Jason Jackson, who is the television host and courtside reporter for Miami HEAT telecasts on Sun Sports. The couple has two children – Justin and Jordan.



COACHES & STAFF

Head Coach Gino DiMare	13-14
Assoc. Head Coach / Pitching Coach J.D. Arteaga.....	15
Catchers / Recruiting Coordinator Norberto Lopez.....	16
Infielders Coach Bo Durkac.....	17
Baseball Support Staff	18-19



GINO DiMARE

HEAD COACH

1ST SEASON (20th AT MIAMI) | MIAMI 1992

Gino DiMare became the ninth head baseball coach in University of Miami history prior to the 2019 season.

DiMare previously served as associate head coach in charge of hitting, as well as the baseball program's recruiting coordinator. Overall, 2018 marked DiMare's 19th year as a member of the Hurricanes baseball staff. DiMare rejoined the University of Miami baseball program after three years away from the program in 2011. Prior to his exit in 2008, DiMare served as the Canes recruiting coordinator and hitting coach over his final nine seasons. He held the title of assistant head coach during the 2008 season - a year the Canes won the Atlantic Coast Conference championship before advancing to the College World Series.

The Hurricanes qualified for their second straight College World Series berth and 25th in program history in 2016. Under DiMare's guidance as hitting coach, five field players (Zack Collins - first round, Willie Abreu - sixth round, Brandon Lopez - 10th round, Jacob Heyward - 18th round, Johnny Ruiz - 28th round) were selected in the 2016 MLB First-Year Player Draft. Collins was named a first-team All-American by several publications, and became Miami's first first-round draft pick since Yasmani Grandal in 2010 when he was selected by the Chicago White Sox with the No. 10 overall pick.

In 2015, DiMare guided the Hurricanes to the No. 1 national ranking in offense. Miami scored 547 runs over the season, which ranked first nationally at an average of 8.16 runs per game. Miami's offense, which ranked No. 7 nationally in batting average (.307) and No. 2 in on-base percentage (.417), led the way to the team's 24th College World Series appearance in program history and second straight ACC

Coastal Division title.

DiMare's impact on the program was felt immediately upon his return in 2012, as the first recruiting class under his watch was ranked among the top 10 by two national publications. Miami's incoming 2012 freshman class was ranked No. 10 by Baseball America, its first top-10 ranking from BA since 2006, and No. 9 by Collegiate Baseball. One of those newcomers, third baseman David Thompson, earned Freshman All-America honors from Perfect Game following the conclusion of the 2013 season.

Previously, DiMare helped recruit and coach players such as Yonder Alonso, Ryan Braun, Jon Jay, Gaby Sanchez, Danny Valencia and Jemile Weeks - all of whom have reached the big leagues in recent years. DiMare's accomplishments on the recruiting scene during his nine years in the capacity of recruiting coordinator are as impressive as the Hurricanes' annual postseason results. His 2001 class was rated among the top five nationally and his 2003 class was ranked among the top 15 nationally.

UM's 2008 recruiting class, which was targeted primarily by DiMare, was ranked second by Collegiate Baseball and fifth by Baseball America prior to the 2007 season. That includes Braun, the 2005 ACC Player of the Year and Cesar Carrillo, the ACC's Pitcher of the Year that same season. Braun and Carrillo were also Miami's two first-round draft picks in 2005. DiMare has also kept Florida's top talent home, including 2006 first-round pick Chris Perez (Holmes Beach) and second-round pick Jay (Miami).

DiMare's offensive teams also proved to be some of the best in the history of the Hurricanes program. UMiami's offense ranked among the top 10 in school history

in eight of DiMare's nine seasons as the club's hitting instructor. The 2005 team hit .321, the seventh-best team batting average in school history and the 2004 squad finished the season with a .330 batting average, which ranks fourth in school history. UM's .310 average in 2006 was only bested by five teams that were not under the guidance of DiMare, dating back 62 years.

The 1999 Hurricanes posted the third-best batting average in school history with a .333 mark, while the 2000 team finished with a .323 batting average that ranks sixth all time. Miami batted .315 in 2003 and .314 in 2002 (10th). The 2008 team that advanced to the College World Series and spent much of the season atop the national collegiate baseball polls finished the year hitting at a school eighth-best .320 average, while also ranking tied for second in home runs (106), fourth in slugging percentage (.541), eighth in total bases (1,202) and RBI (517), tied for ninth in doubles (135) and 10th in hits (711).

DiMare has long been associated with the Miami baseball program. First, he

was a fan as a kid growing up in South Florida. Then, DiMare was a player for the Hurricanes following a stellar career at Miami Westminster Christian. He was a standout outfielder for the Canes from 1989-92, with a career batting average of .290. He currently ranks among UM's leaders in career games played (243), career stolen bases (93) and total sacrifices (36). In 1991, DiMare led the Hurricanes with a .353 batting average.

Following his career in Coral Gables, he was signed as a free agent by the Boston Red Sox. He played the 1992-93 seasons in the Red Sox minor league system in Winter Haven and Ft. Lauderdale. Upon returning to Miami, DiMare spent the 1996 season as an assistant coach at Westminster - the 1996 High School National Champions. DiMare then returned to UM in 1997 and was a volunteer coach for three seasons, in charge of outfielders and base running.

DiMare currently resides in Miami with his wife Denise and four daughters: Nicolette, Gianna, Giselle and Gina.



DiMare was a standout outfielder for the Canes from 1989-92, with a career batting average of .290.



J.D. ARTEAGA

ASSOCIATE HEAD COACH / PITCHING COACH
17th SEASON AT MIAMI | MIAMI (2002)

J.D. Arteaga serves as Miami's pitching coach. 2019 will mark Arteaga's 17th year on the coaching staff in Coral Gables, where he has served as Miami's pitching coach since 2003.

In 2018, Arteaga guided right-hander Evan McKendry to a breakout season on the mound, where he led the Hurricanes staff in wins (seven) and strikeouts (114), as well as compiled a 3.52 ERA – second-best among weekend starters – while earning Third-Team All-ACC honors. Fellow right-hander Daniel Federman earned Freshman All-America honors, while four Miami pitchers were selected in the MLB Draft.

Jeb Bargfeldt, Miami's ace in 2017, was named to the All-ACC Second Team in his first season working under Arteaga. The left-hander finished the season 7-3 with a 2.28 ERA over 87 innings pitched.

Arteaga, a standout southpaw during his own four years in the Miami rotation, helped guide the Hurricanes to their second straight College World Series berth and 25th in program history in 2016. Under his direction as pitching coach in 2016, closer Bryan Garcia set the all-time saves record at Miami and became the first Hurricane to win NCBWA Stopper of the Year honors as the nation's top relief pitcher.

Garcia (sixth round, Detroit) and lefthander Danny Garcia (14th round, Seattle) were both selected in the 2016 Major League Baseball First-Year Player Draft. At least one Hurricane pitcher has been selected in the MLB Draft each year since 2004.

Arteaga recently coached lefthander Chris Diaz to ACC Co-Pitcher of the Year honors in 2014. Under his guidance, all four of Miami's starting pitchers in 2014 – Diaz, Bryan Radziewski, Javi Salas and Andy Suarez – were all drafted in the top 10 rounds of the 2014 MLB Draft.

Suarez, who elected to return to school and served as the staff ace on a 2015 team that qualified for the College World Series, was drafted in the second round (No. 67) overall by San Francisco in the 2015 MLB Draft.

Arteaga helped lead Radziewski to Rawlings All-America honors in 2013 – the first for a UM player since 2010. Two of the team's weekend starters, Radziewski and Diaz, ranked among the top three in ERA for all Atlantic Coast Conference pitchers in 2013.

Arteaga has tutored three recent first-round draft picks in the Major League Baseball Amateur Draft – Carlos Gutierrez in 2008, Chris Perez in 2006 and Cesar Carrillo in 2005. Gutierrez was the 27th overall pick in the 2008 draft by the Minnesota Twins after earning second team All-ACC honors. Perez, who came to Miami as a starting prospect, was aided by Arteaga in his transition to becoming one of the country's top closers. Carrillo started his career 24-0 as a Hurricane.

In addition to his work in converting Perez from a starter to a closer, he helped Kyle Bellamy in his transition from a traditional over-the-top throwing motion to a sidewinding delivery. The move had great rewards, as Bellamy recorded 16 saves and finished the 2009 season with a 0.97 ERA en route to numerous first team All-America honors.

Arteaga's 2008 staff boasted National Freshman Pitcher of the Year and Roger Clemens Award finalist Chris Hernandez, who finished 11-0 with a 2.72 ERA while opponents hit just .223 against him. All three starters in 2008, Hernandez, sophomore lefty Eric Erickson and senior right-hander En-

rique Garcia combined to go 27-4 while the entire pitching staff combined for the fewest walks (187) in school history and eighth-most strikeouts (554).

His 2006 staff, composed almost entirely of first-time starters, recorded five shutouts, the most by a UM staff since the 1998 season. Miami also recorded the team's first post-season shutout on the road since 1976 with a 7-0 win against Ole Miss in the 2006 Oxford Super Regional.

Four pitchers from Arteaga's 2005 pitching staff signed pro contracts following the season, including the school's first pitcher drafted in the first round since the 1991 season, Carrillo. Arteaga also played a major role in Carrillo's career development and run at the NCAA record books. Carrillo, who was the 18th overall pick in the 2005 draft, ended with a career record of 25-3, was an All-American and a finalist for the Dick Howser Trophy and the Roger Clemens Award as college baseball's best pitcher in 2005.

The 2004 Miami pitching staff produced the best team ERA in (3.73) since the 2000 season (3.72).

Morris named Arteaga the Hurricanes' next pitching coach on March 4, 2003, nine games deep into the season. Arteaga's style and approach to pitching was vital in J.D. Cockcroft's development into the ace on Miami's 2003 club. Cockcroft, a crafty left-hander, went 11-3 with a 2.72 ERA in a team-high 119 innings, including three complete games and one shutout.

Arteaga played for the Hurricanes from 1994-1997, helping UM reach the College World Series four straight seasons. He left Miami as the program's all-time wins leader with 43 and the all-time starts leader with 72. Arteaga ranks second for innings pitched in a career with 458.1. He is also fifth on the all-time strikeouts chart with 343 career Ks.

Arteaga threw three complete games at UM and struck out career-high 11 batters on two different occasions (FSU, 4/16/95 and George Washington, 2/16/96). He posted an 11-3 record as a sophomore in 1995 and a 9-1 mark as a freshman.

Miami retired Arteaga's No. 33 on Feb. 5, 2003, prior to the season opener with Florida International. A 26th round draft choice by the New York Mets, Arteaga spent five seasons in the Mets' and Houston Astros' organizations. He had signed on with the Texas Rangers' organization in the spring of 2003, prior to accepting his post with the Hurricanes. He spent his last professional season with the Astros' Triple-A franchise New Orleans Zephyrs, compiling a 9-10 record with a 4.29 ERA in 15 starts and 42 appearances.

The left-hander came to the Hurricanes out of Westminster Christian in Miami. He won a career best 12 games as a junior in 1996 (12-1) and came back to go 11-4 as a senior.

After five seasons in professional baseball, Arteaga earned his bachelor's degree in criminal justice from the University of Miami in 2002. He is married to the former Ysha Schettini and the couple has a daughter, Ariana. The Arteagas' son, Ari, passed away in 2018 at the age of 16. The Ari Arteaga Foundation was founded shortly afterward to honor and memorialize Ari. Its mission is to spread Ari's spirit by helping children and families overcome obstacles they may face due to unforeseen hardships. The goal is to shine Ari's light on their path of need.



NORBERTO LOPEZ

HITTING COACH / CATCHERS COACH / RECRUITING COORDINATOR
FOURTH SEASON AT MIAMI | NOVA SOUTHEASTERN (1999)

Norberto Lopez joined the Miami Hurricanes baseball program prior to the 2016 season and he has quickly made an impact on the program.

Lopez, who works with Miami's hitters and catchers, was promoted to recruiting coordinator in July 2018 after three seasons working with the Canes.

In 2018, catcher Isaac Quiñones was named a Freshman All-American by Collegiate Baseball Newspaper after an outstanding debut campaign in which he started 44 games for the Hurricanes and ranked third with a .291 batting average. He totaled 10 doubles, one home run and 24 RBI and reached base at a .380 clip. The Miami native assumed starting catcher responsibilities two weeks into the season and made just one error behind the plate.

In 2016, junior catcher Zack Collins became the first Hurricane in program history to win the Johnny Bench Award, honoring the nation's top collegiate catcher. Collins, who was selected No. 10 overall by the Chicago White Sox in the 2016 Major League Baseball First-Year Player Draft, became Miami's first first-round selection since 2010 after a stellar final season with the Hurricanes.

Lopez got his start playing baseball at Monsignor Pace High School in Hialeah, Fla., before moving on to Broward College and Nova Southeastern. After being drafted by the Los Angeles Angels of Anaheim in 1999,

he spent three years in the organization. Lopez advanced to AAA and made an appearance in the Angels' major league camp.

Most recently, Lopez served on the UTPA Broncs coaching staff from 2009-2015. He was promoted to the position of Broncs associate head coach prior to the 2015 season.

Lopez was an assistant coach for FAU where he helped the Owls compile a .341 batting average with 93 home runs in 2007, and a .321 batting average with 99 home runs in 2008.

Prior to his time at FAU, Lopez spent two years at Broward Community College from 2004 through 2006 where he led the team to a third place finish at the National Junior College Athletic Association World Series. Serving as the hitting and catching coach, Lopez saw his team hit .301, set the home run record at the state tournament and win the Florida Community College Activities Association state title.

Lopez graduated from Nova Southeastern University with a bachelor's degree in business administration in 1999. In 2006, he earned a master's in exceptional student education from Nova Southeastern.

Lopez and his wife Cheryl have two sons, Niko and Mason.



BO DURKAC

INFELDERS COACH
FIRST SEASON AT MIAMI | VIRGINIA TECH (1995)

Bo Durkac joined the Hurricanes baseball program prior to the 2019 season, accepting the position of volunteer assistant coach.

Durkac will work with Miami's infielders and comes to Miami after nine seasons at Illinois State (2010-2018), including the last four as the Redbirds' head coach. His record as head coach was 82-134 overall and 27-55 in Missouri Valley Conference play.

Illinois State consistently ranked among the Missouri Valley Conference's top offensive teams during Durkac's tenure, and 17 student-athletes to play under Durkac have been selected in the Major League Baseball First-Year Player Draft including St. Louis Cardinals shortstop Paul De Jong.

Prior to his time at Illinois State, Durkac spent seven years at Charlotte, where he was the hitting instructor, worked with infielders and assisted in recruiting. In all, Durkac coached or recruited 36 all-conference selections, three All-Americans and three freshman All-America selections at Charlotte, and helped the team to a 232-153-1 (.604) overall record from 2003-09.

Before joining the coaching ranks, Durkac played seven years of professional baseball. He finished his professional career with the Long Island Ducks of the Atlantic League in 2001, after playing for Sonoma County in the Western Baseball League that summer, and the Taichung Agan of the Taiwan Major Leagues during the spring. Before playing in Taiwan, he played three seasons in the Western Baseball League for the Chico Heat, and

was named a Western League All-Star in 1999. That fall, he played for Team USA in the XIV International Cup in Sydney, Australia.

Durkac spent the 1996 and 1997 seasons in affiliated Minor League Baseball. In 1996, he hit .298/.393/.397 for the Visalia Oaks, a Detroit Tigers affiliate, in the Class A-Advanced California League. He spent the 1997 season with the High Desert Mavericks, an Arizona Diamondbacks affiliate, batting .282/.361/.398. In 1995, he split his first pro season between the independent Adirondack Lumberjacks of the Northeast League and the Will County Claws of the North Central League, before earning an affiliated contract.

Prior to his professional career, Durkac was a two-time All-Metro Conference third baseman at Virginia Tech. During his three seasons with the Hokies, he hit .360 with a school-record 60 doubles. A reliable infielder, Durkac played all but two innings in his final two collegiate seasons. In 1993, he was the Metro Conference Newcomer of the Year as he led the conference in hitting with a .423 batting average.

The Kittanning, Pennsylvania, native graduated with a liberal arts and sciences degree from Virginia Tech in 1995. He has authored two books on baseball: "2001: A Baseball Odyssey" and "How to Become a Professional Baseball Player." He also contributed a semimonthly column for Baseball America's website for two years.

Durkac and his wife, Heather, have a son, Gabe, and daughter, Dylan.



BRIAN GABRIEL

STRENGTH & CONDITIONING COACH

INCARNATE WORD, 1996

Brian Gabriel is entering his sixth season as an assistant strength and conditioning coach with the Miami Hurricanes, and has direct oversight of the Hurricanes baseball program.

Gabriel arrived in Miami after serving for six years as the head strength and conditioning coach at Coastal Carolina University. From 2006-09, Gabriel was the director of strength and conditioning for the Chanticleers' Olympic sports teams. In December 2009, he was promoted to director of speed, strength and conditioning for all sports, including the Chanticleers baseball and football teams.

Gabriel's strength and conditioning programs helped impact a Chanticleers baseball program that captured six consecutive Big South Conference Championships, six NCAA Regional appearances, three NCAA Regional host spots, and two NCAA Super Regional appearances.

Certified by the National Strength & Conditioning Association, Gabriel arrived at CCU in 2006 from Columbia University, where he served as an assistant strength coach and director of football strength and performance for four years. Prior to his time at Columbia, Gabriel had spent one year at Trinity (Texas) University as head strength and conditioning coordinator, as well as one year in the same position with the Detroit Dogs of the American Basketball Association - who won the ABA's World Championship that year.

A 1996 graduate of the University of Incarnate Word with a bachelor's degree in psychology, Gabriel earned his master's degree in biobehavioral science-physical education from Columbia in 2006.

Gabriel and his wife Guadalupe have two sons, Zion and Ezra.



ROBERT "G.M." McDANIEL

DIRECTOR OF BASEBALL OPERATIONS & CAMPS

FIU, 2003

Robert McDaniel is entering his 19th year on the Miami baseball staff. He is responsible for clubhouse operations, managing the team's equipment, coordinating UM's travel plans and pre-game meals, supervising the team's student managers and all camp activities.

McDaniel, the team's Director of Baseball Operations & Camps, is in his second stint at Miami. In 2013, McDaniel was promoted to his current position after serving as Director of Baseball Operations since his return to the program in 2001.

Following the Hurricanes' second National Championship under Head Coach Jim Morris in 2001, Miami welcomed back a member from its first title under Morris in 1999. McDaniel, better known around the ballpark as "G.M.," returned during the 2001 offseason as the Hurricanes' Coordinator of Baseball Operations, a position he held from fall 1998 through spring 1999.

McDaniel is one of the key cogs in the Miami baseball machine.

A graduate of Miami's Christopher Columbus High School, G.M. left the Hurricanes following the 1999 National Championship to complete his studies and returned in 2002. He earned his bachelor's of science degree in sports management from Florida International University in the summer of 2003.

G.M. boasts a long line of baseball tradition in his lineage as the nephew of former Miami All-American Jorge Maduro and grandson of Cuban baseball legend Bobby Maduro. Along with the Hurricanes in 1999, he has worked in the clubhouses for the Tampa Bay Devil Rays Major League Organization and at Florida State as an undergraduate in 1997-98.

With Tampa Bay, G.M. also worked in the minor league clubhouse for the Class A Princeton (W.Va.) Devil Rays. Prior to the time spent in Tallahassee, G.M. served as an intern in 1996 with the Florida Marlins community relations department.



H.R. POWELL

ATHLETIC TRAINER
MONTCLAIR STATE, 2013

Hiroshi (H.R.) Powell is entering his fourth year on the Miami baseball staff.

Powell joined the Miami Hurricanes as an athletic trainer in October 2015. He serves as the primary athletic trainer for the UM baseball team, which made a College World Series appearance in 2016.

A native of Branchburg, N.J., Powell graduated from Montclair State with a B.S. in athletic training in 2013. He later earned his master's degree in exercise science from Montclair State in 2016.

Before arriving in Coral Gables, Powell spent two seasons as the head athletic trainer for the six-time Atlantic League champion Somerset Patriots baseball team. In his final season with the team, the Patriots won the league championship.

Powell has also spent time working with the baseball programs at Ramapo College (N.J.) and Montclair State (N.J.).



JULIAN RIVERA

PHYSICAL THERAPIST
ITHACA COLLEGE, 2013

Julian Rivera is entering his second year as a staff physical therapist in athletics working with the UM baseball team in combination as a staff physical therapist at the Lennar Medical Foundation Center on the UM Coral Gables campus.

Rivera specializes with overhead athletes. He has conducted research in the field of injury prediction for the overhead athlete, in which he continues to advance the studies in this field. Rivera also assists as a mentor within the UM Sports Physical Therapy Residency Program.

Rivera completed the UM Sports Physical Therapy Residency Program, which he graduated from in July 2018.

A licensed physical therapist (2015), Rivera is also a Certified and Licensed Athletic Trainer (2013) by National Athletic Trainers Association, a Certified Strength and Conditioning Specialist

@CANESBASEBALL | HURRICANESPORTS.COM

(2013) by the National Strength and Conditioning Association, and a Certified Kinesio Taping Practitioner (2016).

Originally from New York, Rivera earned his bachelor's degree in athletic training (2013) and his Doctorate of Physical Therapy (2015) from Ithaca College. Before arriving to Miami, Julian practiced in outpatient settings in Hyde Park, N.Y., and Tampa, Fla. He also worked with the Houston Astros Gulf Coast Baseball League in Kissimmee, Fla.




ANDREW GOLD

STUDENT MANAGER



CHRISTIAN PASCIAK

STUDENT MANAGER



JAKE YARDENI

STUDENT MANAGER



STUDENT-ATHLETES

A Look at the 2019 Miami Hurricanes.....	21
Numerical Roster.....	22
Alphabetical Roster.....	23
Student-Athlete Profiles.....	24-32



A LOOK AT THE 2019 MIAMI HURRICANES

The Miami Hurricanes open their 75th season in program history and first season under the direction of head coach **Gino DiMare** on Feb. 15 at Alex Rodriguez Park at Mark Light Field, and Miami is poised for a big 2019 season in the skipper's inaugural campaign.

"We have an exciting club this season that is full of passion and energy and I am so excited to coach them," DiMare said.

The Hurricanes, who finished 28-26 a season ago, added a recruiting class ranked No. 10 nationwide by Baseball America and D1Baseball to a group of 19 returning players from a 2018 team that finished 16-13 in ACC play.

Miami's veterans include All-ACC ace righthander **Evan McKendry** (7-6, 3.52 ERA, 114 K), right-handed pitcher **Gregory Veliz** (0-1, 3.12 ERA) and catcher **Michael Amditis** (.225, 14 RBI).

Other returning standouts include a trio of 2018 Freshmen All-Americans in shortstop **Freddy Zamora** (.303, 17 extra-base hits, 28 RBI), righthander **Daniel Federman** (2.25 ERA, 54 strikeouts), and catcher **Isaac Quiñones** (.291, 10 doubles, 24 RBI).

Pitching will be a strength in 2019, as McKendry, McMahon, Veliz and Federman headline a pitching staff that is loaded with talent.

Righthander **Slade Cecconi** and lefty **JP Gates** are a pair of high school All-Americans expected to be major contributors on the mound.

The Canes' bullpen has experienced returners in lefties **Jeremy Cook** and **Dylan Cloonan** and righthander **Daniel Rivero**. Miami will also get back righthander **Albert Maury, Jr.** after he missed most of 2018 due to Tommy John surgery.

Three members of Miami's recruiting class were selected in the 2018 MLB First-Year Player Draft: catcher **Adrian Del Castillo** was selected by the White Sox in the 36th

round, while infielder **Anthony Vilar** was taken by the Cubs in the 37th round and Cecconi was picked by the Orioles in the 38th round while infielder Raymond Gil was picked in the 37th round by Oakland.

Amditis, Del Castillo and Quiñones give the Canes a trio of talented catchers that will see time behind the plate. Del Castillo could also factor in at first base, while all three could get opportunities at designated hitter throughout the season.

Zamora headlines a talented young group of infielders for the Canes. Sophomores **Alex Toral**, **Willy Escala**, **Raymond Gil** and **Tyler Paige** will all look to build off their collegiate debut a year ago, while Vilar, Gates and fellow freshmen **Luis Tuero** and **Austin Pollak** are also in the mix.

Miami's outfield includes veterans like Cloonan, **Tony Jenkins** (three home runs, 17 RBI), and **Gabe Rivera** (two home runs). But newcomers like junior **Chad Crosbie** and freshmen **Chet Moore**, **Jordan Lala** and Tuero will push for playing time.

In addition to Cecconi and Gates, Miami's new faces on the mound include juniors **Tyler Keysor**, **Mark Mixon** and **Brian Van Belle**, as well as freshman **Bailey Mantilla**. Sophomore **Joe Sparber** is a new addition to the pitching staff after spending 2018 as a catcher for the Canes.

Miami opens its inaugural season under the direction of DiMare on Feb. 15 with the opener of a three-game series against Rutgers (Feb. 15-17).

The Hurricanes' home schedule also includes series with Georgia Tech (March 8-10), NC State (March 22-24), Florida State (April 5-7), Virginia Tech (April 26-28) and Duke (May 16-18), among others.

Miami's road schedule includes trips to Florida (Feb. 22-24), North Carolina (March 15-17), Pittsburgh (March 29-31), Virginia (April 12-14), Louisville (April 18-20) and Wake Forest (May 10-11,13).



NUMERICAL ROSTER

No.	Name	B/T	Pos.	Ht.	Wt.	Yr.	Hometown (Previous School/ College / High School)
0	Gregory Veliz	RHP	L/R	6-2	200	Jr.	Key West, Fla. / North Broward Prep
2	Freddy Zamora	INF	R/R	6-1	190	So.	Miami, Fla. / Miami Killian
4	Dylan Cloonan	OF/LHP	L/L	6-2	195	So.	Cutler Bay, Fla. / Westminster Christian
7	Christopher McMahon	RHP	RHP	6-2	205	So.	West Chester, Pa. / West Chester Bayard Rustin
9	Willy Escala	INF	R/R	5-10	185	So.	Miami, Fla. / South Dade
10	JP Gates	LHP/UT	L/L	6-1	210	Fr.	Brooksville, Fla. / Nature Coast
13	Tyler Paige	INF	R/R	5-8	180	So.	Miami, Fla. / Westminster Christian
14	Evan McKendry	RHP	R/R	6-3	200	Jr.	Pembroke Pines, Fla. / North Broward Prep
16	Raymond Gil	INF	R/R	6-0	220	So.	Miami, Fla. / Gulliver Prep
17	Joe Sparber	RHP	R/R	6-1	210	So.	Lincroft, N.J. / Christian Brothers Academy
19	Mark Mixon	RHP	R/R	6-2	180	Jr.	Ponte Vedra Fla. / South Georgia State / Ponte Vedra
21	Slade Cecconi	RHP	R/R	6-4	212	Fr.	Oviedo, Fla. / Trinity Prep
22	Albert Maury, Jr.	RHP	R/R	6-2	200	R-So.	Miami, Fla. / Belen Jesuit
24	Michael Amditis	C	R/R	5-10	190	R-So.	Boca Raton, Fla. / Boca Raton Community
27	Anthony Vilar	INF	L/R	5-10	190	Fr.	Miami, Fla. / Westminster Christian
28	Jordan Lala	OF	L/R	5-10	175	Fr.	Odessa, Fla. / Steinbrenner
30	Alejandro Toral	INF	L/L	6-1	220	So.	Davie, Fla. / Archbishop McCarthy
31	Isaac Quinones	C	R/R	5-9	195	So.	Pembroke Pines, Fla. / West Broward
32	Alex Ruiz	RHP	R/R	6-1	200	R-Fr.	Miami, Fla. / Westminster Christian
34	Daniel Rivero	RHP	R/R	6-3	215	Jr.	Davie, Fla. / Pembroke Pines Charter
35	Chad Crosbie	OF	L/R	5-10	195	Jr.	Mission Viejo, Calif. / Saddleback J.C. / Trabuco Hills
36	Jeremy Cook	LHP	L/L	6-1	195	So.	Weston, Fla. / Flanagan
38	Luis Tuero	OF/INF	L/R	5-11	180	Fr.	Hialeah, Fla. / Monsignor Pace
40	Austin Pollak	INF/OF	R/R	5-9	185	Fr.	Miami, Fla. / Miami Country Day
41	Chet Moore	OF	R/R	5-9	180	Fr.	Hattiesburg Miss. / Satellite Beach
43	Gabe Rivera	OF	R/R	5-11	215	So.	Miami, Fla. / Miami Killian
44	Adrian Del Castillo	C	L/R	5-11	205	Fr.	Miami, Fla. / Gulliver Prep
47	Tyler Keysor	RHP	R/R	6-5	225	Jr.	Winter Springs, Fla. / Eastern Florida State College / Olympia
51	Tony Jenkins	OF	R/R	6-0	190	So.	Rockledge, Fla. / Holy Trinity Episcopal
53	Brian Van Belle	RHP	R/R	6-2	180	R-Jr.	Pembroke Pines, Fla. / Broward College / Archbishop McCarthy
55	Bailey Mantilla	LHP	L/L	6-1	240	Fr.	Hialeah, Fla. / Plantation American Heritage
99	Daniel Federman	RHP	L/R	6-0	200	So.	Pembroke Pines, Fla. / Archbishop McCarthy

STUDENT-ATHLETES

Coaches and Staff

Head Coach: 6 Gino DiMare (1st season, 20th season at Miami, Miami '92)

Associate Head Coach / Pitching: 33 J.D. Arteaga (17th season, Miami '97)

Assistant Coach / Recruiting Coordinator / Catchers / Hitters: 8 Norberto Lopez (3rd season, Nova Southeastern '99)

Assistant Coach / Infielders: 49 Bo Durkac (1st season, Virginia Tech '95)

Strength & Conditioning Coach: Brian Gabriel (6th Season, Incarnate Word '96)

Athletic Trainer: H.R. Powell (4th season, Montclair State '13)

Director of Baseball Operations: Robert "GM" McDaniel (19th season, FIU '03)

Athletics Communications: David Villavicencio (1st season, Miami '09)



ALPHABETICAL ROSTER

No.	Name	B/T	Pos.	Ht.	Wt.	Yr.	Hometown (Previous School/ College / High School)
24	Michael Amditis	C	R/R	5-10	190	R-So.	Boca Raton, Fla. / Boca Raton Community
21	Slade Cecconi	RHP	R/R	6-4	212	Fr.	Oviedo, Fla. / Trinity Prep
4	Dylan Cloonan	OF/LHP	L/L	6-2	195	So.	Cutler Bay, Fla. / Westminster Christian
36	Jeremy Cook	LHP	L/L	6-1	195	So.	Weston, Fla. / Flanagan
35	Chad Crosbie	OF	L/R	5-10	195	Jr.	Mission Viejo, Calif. / Saddleback J.C. / Trabuco Hills
44	Adrian Del Castillo	C	L/R	5-11	205	Fr.	Miami, Fla. / Gulliver Prep
9	Willy Escala	INF	R/R	5-10	185	So.	Miami, Fla. / South Dade
99	Daniel Federman	RHP	L/R	6-0	200	So.	Pembroke Pines, Fla. / Archbishop McCarthy
10	JP Gates	LHP/UT	L/L	6-1	210	Fr.	Brooksville, Fla. / Nature Coast
16	Raymond Gil	INF	R/R	6-0	220	So.	Miami, Fla. / Gulliver Prep
51	Tony Jenkins	OF	R/R	6-0	190	So.	Rockledge, Fla. / Holy Trinity Episcopal
47	Tyler Keysor	RHP	R/R	6-5	225	Jr.	Winter Springs, Fla. / Eastern Florida State College / Olympia
28	Jordan Lala	OF	L/R	5-10	175	Fr.	Odessa, Fla. / Steinbrenner
55	Bailey Mantilla	LHP	L/L	6-1	240	Fr.	Hialeah, Fla. / Plantation American Heritage
22	Albert Maury, Jr.	RHP	R/R	6-2	200	R-So.	Miami, Fla. / Belen Jesuit
14	Evan McKendry	RHP	R/R	6-3	200	Jr.	Pembroke Pines, Fla. / North Broward Prep
7	Christopher McMahon	RHP	RHP	6-2	205	So.	West Chester, Pa. / West Chester Bayard Rustin
19	Mark Mixon	RHP	R/R	6-2	180	Jr.	Ponte Vedra Fla. / South Georgia State / Ponte Vedra
41	Chet Moore	OF	R/R	5-9	180	Fr.	Hattiesburg, Miss. / Satellite Beach
13	Tyler Paige	INF	R/R	5-8	180	So.	Miami, Fla. / Westminster Christian
40	Austin Pollak	INF/OF	R/R	5-9	185	Fr.	Miami, Fla. / Miami Country Day
31	Isaac Quinones	C	R/R	5-9	195	So.	Pembroke Pines, Fla. / West Broward
43	Gabe Rivera	OF	R/R	5-11	215	So.	Miami, Fla. / Miami Killian
34	Daniel Rivero	RHP	R/R	6-3	215	Jr.	Davie, Fla. / Pembroke Pines Charter
32	Alex Ruiz	RHP	R/R	6-1	200	R-Fr.	Miami, Fla. / Westminster Christian
17	Joe Sparber	RHP	R/R	6-1	210	So.	Lincroft, N.J. / Christian Brothers Academy
30	Alejandro Toral	INF	L/L	6-1	220	So.	Davie, Fla. / Archbishop McCarthy
38	Luis Tuero	OF/INF	L/R	5-11	180	Fr.	Hialeah, Fla. / Monsignor Pace
53	Brian Van Belle	RHP	R/R	6-2	180	R-Jr.	Pembroke Pines, Fla. / Broward College / Archbishop McCarthy
0	Gregory Veliz	RHP	L/R	6-2	200	Jr.	Key West, Fla. / North Broward Prep
27	Anthony Vilar	INF	L/R	5-10	190	Fr.	Miami, Fla. / Westminster Christian
2	Freddy Zamora	INF	R/R	6-1	190	So.	Miami, Fla. / Miami Killian

STUDENT-ATHLETES

Pronunciation Guide

Michael Amditis - am-DEE-tiss	Luis Tuero - loo-EESE too-EH-row
J.D. Arteaga - are-tee-AH-guh	Gregory Veliz - veh-LEEZ
Slade Cecconi - sih-CO-nee	Anthony Vilar - vee-LAR
Adrian Del Castillo - Del Cas-TEE-yoh	
Gino DiMare - dih-MAWR-ee	
Bo Durkac - DIR-kack	
Tyler Keysor - KY-zor	
Bailey Mantilla - Man-TEE-yah	
Albert Maury, Jr. - MAOW-ree	
Isaac Quiñones - keen-YOH-nez	



24

MICHAEL AMDITIS

C • 5-10 • 190 • R-So. • R/R
Boca Raton, Fla.
(Boca Raton Community)

Redshirt Freshman (2018): Saw action in 24 games with 21 starts in second season...Batted .225 with five doubles and 14 RBI...Had four multi-hit games and three-multi-RBI games...Started first eight games of season at catcher before suffering bone bruise at FAU (Feb. 28) that forced him to miss one month of action...Opened season on career-long six-game hitting streak, including multi-hit performances in final two games vs. Rutgers (Feb. 17-18)...Had one hit and one RBI in series opener vs. Florida (Feb. 23)...Returned to start at catcher at Georgia Tech (March 31) and went 1-for-3 with one run scored...Started both games of doubleheader at Clemson (April 14), finishing 1-for-4 in Game 1 and 2-for-4 in Game 2...Had three RBI in start vs. FIU (April 25)...Connected for three hits, three RBI and two doubles in win at Virginia Tech (May 12)...Finished series against Hokies with six RBI and four hits.

True Freshman (2017): Started five of team's first seven games at catcher before suffering broken bone in leg on March 1, causing him to miss remainder of season...Was slated as team's starting catcher...Had team-leading .357 average at time of injury...Made first start of career behind plate in season opener against Rutgers (Feb. 17)...Started series finale vs. Scarlet Knights (Feb. 19) and recorded first three hits, including one double, and three RBI of career...Started and went 1-for-3 in finale at Florida (Feb. 26)...Was 1-for-1 with one walk at FAU (March 1) before suffering injury.

High School/Prep: Four-year letterwinner at Boca Raton High School...Selected in 37th round of 2016 Major League Baseball First-Year Player Draft by Cleveland Indians...Ranked No. 200 Draft-eligible player by Baseball America...Ranked No. 295 Draft-eligible player by Perfect Game...Under Armour All-America game selection during junior season...Won gold medal with Team USA at 2015 World Baseball Softball Confederation 18U World Cup in Japan...Missed senior season while recovering from labrum surgery...Led Palm Beach County with eight home runs and 33 RBI in 2015, and ranked second with .500 average...Named First-Team All-Palm Beach 8A-7A-6A catcher in 2015 by South Florida Sun Sentinel.

Personal: Mother is Amy Amditis...Intends to major in sports administration.

AMDITIS CAREER STATISTICS

OFFENSE

YEAR	AVG	GP-GS	AB	R	H	2B	3B	HR	RBI	BB	SO	SB-A
2017	.357	6-5	14	1	5	1	0	0	3	2	2	0-0
2018	.225	24-21	80	9	18	5	0	0	14	5	18	0-0
Career	.357	6-5	14	1	5	1	0	0	3	2	2	0-0



21

SLADE CECCONI

RHP • 6-4 • 212 • Fr. • R/R
Oviedo, Fla. (Trinity Prep)

High School: Selected in the 38th round of the 2018 Major

League Baseball First-Year Player Draft by the Baltimore Orioles...2018 Under Armour All-American, 2018 Perfect Game All-American and 2018 Rawlings First Team All-American...Rated the No. 39 overall 2018 draft prospect by Perfect Game, No. 62 by MLB Pipeline...Five-year varsity letterman at Trinity Prep, where he was named Offensive Player of the Year in 2018 and team MVP in 2017...Member of Team USA development program and 2018 40-man roster.

Personal: Parents are TJ and Kelly Cecconi...Has one brother, Cole...Intends to major in health sciences



4

DYLAN CLOONAN

LHP/OF • 6-2 • 190 • So. • L/L
Cutler Bay, Fla.
(Westminster Christian)

True Freshman (2018): Saw action in 35 games in field and four games on mound...Made 24 starts at either outfield or designated hitter...Batted .289 with nine doubles and 14 RBI...Totalled 28 hits, 11 runs scored and .402 slugging percentage...Recorded seven multi-hit games and three multi-RBI games...Reached base at .415 clip...Batted .313 in ACC play...Posted 6.23 ERA in 4.1 combined innings...Debuted as Hurricane in relief appearance vs. Mizzou (Feb. 21)...Made career debut in field as pinch hitter vs. Florida (Feb. 23)...Also pitched vs. Gators (Feb. 24), tossing 1.1 innings...Recorded first hit of career at FAU (Feb. 28)...Went 2-for-6 in start vs. Maine (March 3)...Switched to mound and tossed career-long 2.1 innings in same game vs. Black Bears...Collected career-best three hits and had two RBI in start at Duke (March 18)...Posted career-long, nine-game hitting streak from April 28 – May 13...Collected four hits in team's series with Bethune-Cookman (May 4-6)...Posted four hits and four RBI in sweep at Virginia Tech (May 11-13)...Went 2-for-3 with triple and RBI in team's final game of season at ACC Championship vs. Clemson (May 24) in Durham, N.C.

High School/Prep: Four-year letterwinner at Westminster Christian...Helped lead team to 2015 state championship...Served as team captain in 2017 and won team's slugger award...Recognized with first-team All-Dade honors in final year...Batted .406 with .771 slugging percentage in final year...Served as two-way player senior year and finished with 2.59 ERA and 34 strikeouts in 24.1 innings...Batted .355 freshman year and was named team's rookie of the year.

Personal: Parents are Thomas and Pamela...Has one sister, Cheyanne...Intends to major in School of Business.

CLOONAN CAREER STATISTICS

OFFENSE

YEAR	AVG	GP-GS	AB	R	H	2B	3B	HR	RBI	BB	SO	SB-A
2018	.289	34-24	97	11	28	9	1	0	14	19	32	1-3
Career	.289	34-24	97	11	28	9	1	0	14	19	32	1-3

PITCHING

YEAR	ERA	W-L	APP/S	CG	SHO	SV	IP	H	R	ER	BB	SO	B/AVG
2018	6.23	0-0	4/0	0	0/0	0	4.1	6	7	3	5	2	.316
Career	6.23	0-0	4/0	0	0/0	0	4.1	6	7	3	5	2	.316



36

JEREMY COOK

LHP • 6-1 • 195 • So. • L/L
Weston, Fla. (Flanagan)

True Freshman (2018): Saw action in 22 games in first season...Served as one of team's primary left-handed relievers...Posted 4.58 ERA in 19.2 innings...Totaled 18 strikeouts and 20 walks...Made career debut in team's opening series with Rutgers, throwing 1.2 combined innings in Games 2 and 3 (Feb. 17-18)...Recorded 6.2-inning scoreless streak spanning seven appearances from Feb. 18-March 7...Went career-long 3.0 innings against Maine (March 3)...Tossed 2.1 scoreless innings vs. Virginia (March 23)...Made two appearances in series with North Carolina (April 6-8)...Struck out two batters in 1.1 innings against FIU (April 25)...Made two appearances vs. Bethune-Cookman (May 5-6)...Threw one scoreless inning in final appearance of season at Virginia Tech (May 13).

High School/Prep: Four-year varsity letterwinner at Flanagan...Helped lead team to regionals every year except one in high school career...Led team to district championship three seasons...Recognized with first-team all-county honors from Sun Sentinel junior year...Earned all-county second-team honors from Miami Herald both junior and senior seasons...Finished career with 13-3 record and 134 strikeouts in 100+ innings.

Personal: Parents are Bryan and Mary...Has one brother, Miles, and one sister, Julia...Intends to major in marine science.

11 touchdowns and won CIF Championship while being named first team all-league and first team all-CIF...In 2015, rushed for 888 yards and had 17 touchdowns and was named first team all-league.

Personal: Parents are Rick and Michele Crosbie...has one brother, Justin... intends to major in sport administration.



44

ADRIAN DEL CASTILLO

C • 5-11 • 205 • Fr. • L/R
Miami, Fla. (Gulliver Prep)

High School: Selected in the 36th round of 2018 Major League Baseball First-Year Player Draft by the Chicago White Sox...Played baseball for four years at Gulliver Prep...Team captain in 2018...Named to Miami Herald All-Dade First Team in 2018 after hitting .530 with 15 home runs and 39 RBI...As a junior, hit .435 with six home runs... Batted .449 with eight home runs as a sophomore...Earned the Raider Pride Award in 2018.

Personal: Parents are Carlos and Madeline Del Castillo... Has one brother, Christian, who plays baseball at Seton Hall... Intends to major in accounting.



9

WILLY ESCALA

INF • 5-10 • 185 • So. • R/R
Miami, Fla. (South Dade)

True Freshman (2018): Started 53 of 54 games, serving as team's second baseman...Batted .280 with six doubles, two home runs and 11 RBI...Stole seven bases and scored 25 runs... Ranked third with 51 total hits 63 total bases and 22 walks...One of just two players to start at least 53 games...Totaled 13 multi-hit games and three multi-RBI games...Ranked third on team with .299 average in ACC play...Recorded first hit of career in Miami debut on Opening Day, finishing 1-for-4 against Rutgers (Feb. 16)...Totaled three hits and two RBI in team's series with Florida (Feb. 23-25)...Recorded first multi-hit game of career in finale vs. Gators (Feb. 25)...Recorded career-long nine-game hitting streak from March 4-17...Had five hits and three runs in team's series with Notre Dame (March 9-10), including back-to-back multi-hit performances...Hit first home run of career in Game 1 of doubleheader with Fighting Irish (March 10)...Swiped two bases, scored two runs and had two hits at Duke (March 16)... Led Miami with six hits in series at Georgia Tech (March 30-April 1)...Had five consecutive two-hit games from March 30-April 4...Connected for career-high three hits (3-for-7) with two runs scored in win at Clemson (April 13)...Scored career-high three runs in win over Bethune-Cookman (May 6)...Tied career high with three hits in ACC Championship opener vs. Notre Dame (May 22) in Durham, N.C.

High School/Prep: Four-year varsity letterwinner at South Dade Senior...Helped lead team to District 16 Championships in final three seasons...Named to All-District Team final three years...2016 Perfect Game "Spring Swing" champion... Recognized with first-team all-county honors junior year...Named second-team all-county senior year...Batted .377 with seven RBI and 26 runs scored sophomore year...Hit .400 with two home runs and 14 RBI as junior...Finished career at South Dade

COOK CAREER STATISTICS

PITCHING

YEAR	ERA	W-L	APP/CG	SHO	SV	IP	H	R	ER	BB	SO	B/AVG
2018	4.58	0-0	22/0	0	0/0	0	19.2	21	11	10	20	.280
Career	4.58	0-0	22/0	0	0/0	0	19.2	21	11	10	20	.280



35

CHAD CROSBIE

OF • 5-10 • 195 • Jr. • L/R
Mission Viejo, Calif.
(Saddleback JC / Trabuco Hills)

Prior to Miami: Spent 2018 season at Saddleback JC, where he hit .277 with seven doubles and three home runs... Led Saddleback JC with 37 walks and had a .423 on-base percentage...Began collegiate career at UC San Diego, where he hit .322 with 10 doubles and a pair of home runs in 2017.

High School: Played baseball all four years and received two varsity letters at Trabuco Hills HS...batted .383 junior year...batted .350 senior year with three home runs...Varsity captain senior year...two-time All-CIF baseball...two-time All-Seaview League...Received the scholar athlete award four times...Also a standout football player in high school, rushing for a total of 2180 yards and 25 touchdowns...In 2014, rushed for 1286 yards and

STUDENT-ATHLETES

batting .354 senior year with 28 runs scored and 17 steals.

Personal: Parents are Guillermo and Iva...Has three sisters...Intends to major in business management.

ESCALA CAREER STATISTICS

OFFENSE

YEAR	AVG	GP-GS	AB	R	H	2B	3B	HR	RBI	BB	SO	SB-A
2018	.280	53-53	182	25	51	6	0	2	11	22	64	7-14
Career	.280	53-53	182	25	51	6	0	2	11	22	64	7-14



99

DANIEL FEDERMAN

RHP • 6-0 • 200 • So. • L/R
Pembroke Pines, Fla.
(Archbishop McCarthy)

2018 FRESHMAN ALL-AMERICA (Collegiate Baseball Newspaper)

True Freshman (2018): Served as one of Miami's top pitchers in first season, making 23 appearances and four starts...Compiled 2.25 ERA in 60.0 innings with 54 strikeouts...Walked 22 and surrendered just 15 earned runs all year...Held opponents to .203 batting average...2.25 ERA was lowest among all pitchers on staff...54 strikeouts and 60.0 innings were fourth-most...Struck out multiple batters in 15 of 23 appearances...Opened career with three scoreless appearances spanning 5.2 innings from Feb. 16-21...Picked up first win of career in first start, tossing 5.0 innings at UCF (March 14)...Struck out five and allowed three runs vs. Knights...Allowed two earned runs in 6.0 innings with five strikeouts against FAU (March 21)...Delivered best performance of career at FGCU (March 28), throwing complete game in hard-luck 1-0 loss to Eagles...Struck out career-high seven and allowed just one unearned run in career-long 8.0 innings at FGCU...Made final start of season vs. FAU (April 4)...Tossed 2.1 scoreless innings of relief in Game 2 of doubleheader at Clemson (April 14)...Struck out three batters at Florida State (April 28)...Combined for 5.1 innings of relief in two appearances at Virginia Tech (May 11-13).

High School/Prep: Four-year varsity letterwinner at Archbishop McCarthy...Ranked No. 348 by Perfect Game in its top-400 freshman rankings...Helped lead team to three state championships and national championship in final season...Earned Co-Pitcher of the Year honors...Recognized with all-state and all-county recognition.

Personal: Parents are David and Amy...Intends to major in finance.

FEDERMAN CAREER STATISTICS

PITCHING

YEAR	ERA	W-L	APP/CG	SHO	SV	IP	H	R	ER	BB	SO	B/AVG
2018	2.25	2-4	23/4	1	0/0	60.0	45	27	15	22	54	.203
Career	2.25	2-4	23/4	1	0/0	60.0	45	27	15	22	54	.203



10

JP GATES

LHP/UT • 6-1 • 210 • Fr. • L/L
Brooksville, Fla.
(Nature Coast)

High School: Played baseball for four years at Nature Coast Tech, serving as team captain in 2017-18...A talented two-way player, has 22 extra base hits, 10 doubles, 10 home runs and 48 RBI in 93 at-bats...As a pitcher, posted a 1.05 ERA and 135 strikeouts over 80 innings, won nine games, made 14 starts and threw six complete games...Was a three-time Player of the Year honoree...Threw a perfect game in which all 15 outs were strikeouts...Helped team to a 26-5 record in 2018.

Personal: Parents are Jonathan and Jennifer Gates...Has one brother, Jaxen...Father, Jonathan, played baseball at Flagler College...Grandfather, Pat Freeman, played football at Maryland...Intends to major in sport administration.



16

RAYMOND GIL

INF • 6-0 • 220 • So. • R/R
Miami, Fla. (Gulliver Prep)

True Freshman (2018): Played in 46 games with 34 starts in first season...Batted .234 with six doubles, one triple, three home runs and 19 RBI...Made 12 starts at third base during first half of season before switching across diamond to first base for 22 starts in second half of year...Scored 19 runs...Posted eight multi-hit games and five multi-RBI games...Scored first run of career on Opening Day against Rutgers (Feb. 16)...Collected first two hits of career (2-for-4), including double, in series finale vs. Scarlet Knights (Feb. 18)...Had one RBI, one run and one double in Game 1 of doubleheader against Notre Dame (March 10)...Connected on first home run of career in 2-for-4, two-RBI performance vs. FAU (March 21)...Set career high with three hits (3-for-5) in series opener against Virginia (March 23)...Knocked in two runs in finale against Cavaliers (March 25)...Finished 2-for-4 vs. FAU (April 4)...Hit second home run of season at Florida State (April 28)...Drove in three runs and homered in win over Bethune-Cookman (May 5), jumpstarting six-game hitting streak...Tied career mark with three hits (3-for-4) and drove in two runs against FGCU (May 9)...Had two hits and scored two runs in win at Virginia Tech (May 12)...Tied career mark with three RBI in finale vs. Hokies (May 13)...Had two hits (2-for-4) and scored two runs in ACC Championship opener against Notre Dame (May 22) in Durham, N.C....Finished 1-for-4 in ACC Championship matchup against Clemson (May 24).

High School/Prep: Selected in 37th round of 2017 Major League Baseball First-Year Player Draft by Oakland...Ranked No. 60 by Perfect Game in its top-400 freshman rankings...Four-year letterwinner at Gulliver Prep...Helped lead team to four regional appearances and two district championships...Played with Team USA 14U, 15U and 17U teams and won silver medal...Recognized with All-Dade honors...Finished high school career with .350 average, 13 home runs and 80 RBI...Batted .432 in final season at Gulliver with seven home runs and 28 RBI...Hit .360 junior year with three home runs and 23 RBI...Had .310 average with three homers and 19 RBI sophomore year.

Personal: Parents are Jose and Raiza...Has two sisters, Patricia and Fabiola...Undecided on intended major.

GIL CAREER STATISTICS

OFFENSE

YEAR	AVG	GP-GS	AB	R	H	2B	3B	HR	RBI	BB	SO	SB-A
2018	.234	46-34	128	19	30	6	1	3	19	14	48	3-4
Career	.234	46-34	128	19	30	6	1	3	19	14	48	3-4



51
TONY JENKINS

OF • 6-0 • 190 • So. • R/R
Rockledge, Fla.
(Holy Trinity Episcopal)

True Freshman (2018): Saw action in 35 games with 25 starts in first season...Batted .218 with three doubles, one triple, two home runs and 12 RBI...Scored 19 runs and drew 21 walks...Totaled four steals...Finished with four multi-hit games and three multi-RBI games...Made career debut on Opening Day against Rutgers (Feb. 16), drawing two walks...Connected on first hit of career and drew two more walks in Game 2 vs. Scarlet Knights (Feb. 17)...Went 1-for-4 with one run scored against Florida (Feb. 24)... Opened season-long five-game hitting streak in 1-for-2 performance against Maine (March 3)... Had first multi-hit game of career with two RBI in Game 2 vs. Black Bears (March 4)...Went 2-for-3 with two RBI in Game 1 of doubleheader against Notre Dame (March 10) and scored two runs in Game 2...Doubled and scored one run at UCF (March 14)...Scored two runs in series opener at Virginia Tech (May 11)...Connected on first two home runs of career, scored four runs and drove in four in Game 2 vs. Hokies (May 12)...Scored eight runs in three games against Virginia Tech (May 11-13)... Was 2-for-3 in team's regular season finale against Boston College (May 18)...Had one hit and scored one run in team's ACC Championship opener against Notre Dame (May 22) in Durham, N.C.

High School/Prep: Starred at Holy Trinity Episcopal Academy...Stole 44 bases to break county record as junior in 2016...Batted .500 with four home runs junior year...Played club baseball with Evoshield Canes.

Personal: Parents are Laurine McDonald and Matey Jenkins, Sr...Full name is Matey Antonio Jenkins, Jr. but goes by Tony...Has one brother, Yari...Intends to major in School of Business.

JENKINS CAREER STATISTICS

OFFENSE

YEAR	AVG	GP-GS	AB	R	H	2B	3B	HR	RBI	BB	SO	SB-A
2018	.218	35-25	101	19	22	3	1	2	19	21	36	4-9
Career	.218	35-25	101	19	22	3	1	2	19	21	36	4-9



47
TYLER KEYSOR

RHP • 6-5 • 225 • Jr. • R/R
Winter Springs, Fla. (Eastern Florida State College / Olympia)

Prior to Miami: Played two seasons at Eastern Florida State College, appearing in 29 games and making 14 starts...Went 5-5 with a 2.32 ERA, striking out 80 and walking 10 while making 11 starts and three relief appearances in 2018.

High School: Played baseball for four years at Olympia High School.

Personal: Parents are Neal and Aundrea Keysor...Has one sister, Isabella...Intends to major in sport administration.




28
JORDAN LALA

OF • 5-10 • 175 • Fr. • L/R
Odessa, Fla. (Steinbrenner)

High School: Played varsity baseball for four years...Batted over .400 in sophomore, junior & senior year...Team captain senior year...Team MVP 2017 & 2018...2017 high school district champions.

Personal: Parents are Dene and Kellee Lala...has two siblings Tyler and Ashlee...intends to major in sport administration.



55
BAILEY MANTILLA

LHP • 6-1 • 240 • Fr. • L/L
Hialeah, Fla. (Plantation America Heritage)

High School: Played four years of baseball at American Heritage in Plantation, Fla...Had a 2.05 ERA over his four-year career, allowing just 34 earned runs and 93 hits while striking out 141 and walking 59 in 116 1/3 innings pitched...Named to the Sun Sentinel All-Broward Second Team in 2018.

Personal: Parents are Harold and Ana Mantilla...Has one sister, Lauren...Intends to major in sport administration.



22
ALBERT MAURY, JR.

RHP • 6-2 • 200 • R-So. • R/R
Miami, Fla. (Belen Jesuit)

2018 (Sophomore): Did not compete due to injury...Redshirted to retain eligibility.

2017 (True Freshman): Made 25 relief appearances in first season...Posted 3-1 record with 3.62 ERA...Allowed 11 earned runs and totaled 16 strikeouts in 27.1 innings...Tossed 2.1 scoreless innings in career debut against Rutgers (Feb. 18)...Made two appearances spanning 3.0 total innings in series at Florida (Feb. 24-26) and allowed just one earned run...Did not allow any earned runs for streak of four appearances from March 1-10, surrendering just one hit over impressive stretch...Went career-long 2.2 innings with career-high four strikeouts to pick up first win of career against Georgia Tech (March 10)...Struck out two batters in 1.1 innings at NC State (March 17)...Tossed 2.0 shutout innings with two strikeouts to pick up second win of career against Duke (April 8)...Recorded two strikeouts in 1.2 scoreless innings against Florida State (April 21)...Made two appearances in team's series win at Boston College (April 29-30)...Earned win in regular season finale against Virginia Tech (May 20).

High School/Prep: Three-year letterwinner at Belen Jesuit...Helped lead team to state tournament in final season...Missed junior season due to injury...Finished senior year with 7-3 record and 2.02 ERA...Struck out 63 batters in 52.0 innings and earned All-Dade recognition from *Miami Herald* in last year.

Personal: Parents are Albert and Silvia Maury...Has three sisters: Alexandra, Steffany and Katerina...Intends to major in School of Business.

MAURY, JR. CAREER STATISTICS

PITCHING

YEAR	ERA	W-L	APP/CSG	SHO	SV	IP	H	R	ER	BB	SO	B/AVG
2017	3.62	3-1	25/0	0	0/0	0 27.1	26	12	11	15	16	.274
2018	Did not compete...redshirted to retain eligibility											
Career	3.62	3-1	25/0	0	0/0	0 27.1	26	12	11	15	16	.274



14

EVAN MCKENDRY

RHP • 6-3 • 200 • Jr. • R/R
Pembroke Pines, Fla. (North Broward Prep)

2018 ALL-ACC THIRD TEAM

2018 ALL-ACC ACADEMIC

Sophomore (2018): Enjoyed breakout season on mound serving as one of team's weekend starters...Recognized with third-team All-ACC recognition...Earned three ACC Pitcher of the Week honors over course of season...Posted 7-6 record with 3.52 ERA.....Struck out team-high 114 batters in 87.0 innings...Allowed 34 earned runs and held opponents to .239 average...Compiled first 100-strikeout season by Miami pitcher since 2014...Struck out 10 or more batters in four of 14 starts and eight or more batters nine times...Finished 5-5 with 3.25 ERA and 82 strikeouts in 66.2 innings in ACC play...Earned first ACC Pitcher of the Week honor of career with six shutout innings and eight strikeouts vs. Florida (Feb. 25)...Struck out 10 batters and allowed just one run in win over Maine (March 4)...Improved to 3-1 with career-high 12 strikeouts across six innings in Game 1 of doubleheader vs. Notre Dame (March 10), earning ACC Pitcher of the Week honors for second time in three weeks...Tied career high with 12 strikeouts across seven shutout innings vs. Virginia (March 24) to earn fourth win, earning ACC Co-Pitcher of the Week honors...Picked up fifth win in first complete game of career in Game 1 of doubleheader at Clemson (April 14)...Allowed just one run and struck out five vs. Tigers...Struck out nine in 6.2 innings in loss vs. Pittsburgh (April 21)...Credited with sixth win with 8.0 innings at Virginia Tech (May 12) in final road start...Struck out eight Hokies...Shined in final start of season, striking out 11 – one shy of career high – and allowing zero earned runs in 6.2 innings against Boston College (May 18).

True Freshman (2017): Made 18 appearances with seven starts in first season...Posted 4-2 record and 4.10 ERA in 63.2 innings...Compiled 64 strikeouts and held opponents to .236 average in impressive rookie campaign...63.2 innings and 64 strikeouts were third-most on team...Made career debut with 1.2 innings of relief against Rutgers (Feb. 19)...Picked up first win of career with scoreless inning of relief at FAU (March 1)...Totaled 5.0 shutout innings with six strikeouts and no walks in first start of career at FIU (March 8)...Went 7.0 innings, struck out six batters, surrendered two runs and earned second win of career in start against Maine (March 14)...Fanned six batters in 4.1 innings of relief against Wake Forest (April 2)...Threw 6.0 innings and allowed two earned runs with six strikeouts in win over FAU (April 19)...Delivered efficient outing vs. UCF (May 10), striking out seven batters in 6.0 innings, but picked up loss...Compiled career-high 10 strikeouts over career-long-tying 7.0 shutout innings vs. FGCU (May 16) in final midweek start of season...Allowed just two hits and two walks against Eagles...

Started ACC Championship opener vs. Georgia Tech (May 23) in Louisville, Ky., and surrendered five runs with four strikeouts in first start against ACC competition.

High School/Prep: Four-year varsity letterwinner...Ranked No. 236 player in high school class by Perfect Game...Finished senior season at North Broward Prep with 1.50 ERA and 74 strikeouts in 56.0 innings...Named to 2016 All-Broward First Team by Miami Herald...Recognized with first-team All-Broward 6A-2A honors by South Florida Sun Sentinel...Recorded 1.85 ERA with 66 strikeouts in 56.2 innings during junior year...2015 All-Broward second-team selection by Herald after junior season...2015 Honorable Mention All-Broward pick by Sentinel...Earned all-district recognition for final three years of high school.

Personal: Parents are Dan and Veronica McKendry...Has one brother, Brendan, who plays baseball at Flagler College...Intends to major in School of Business...Father Dan played collegiate soccer, mother Veronica member of college swimming & diving team.

MCKENDRY CAREER STATISTICS

PITCHING

YEAR	ERA	W-L	APP/CSG	SHO	SV	IP	H	R	ER	BB	SO	B/AVG
2017	4.10	4-2	18/7	0	0/1	0 63.2	57	37	29	27	64	.236
2018	3.52	7-6	14/14	1	0/3	0 87.0	79	44	34	33	114	.239
Career	3.76	11-8	32/21	1	0/4	0 150.2	136	81	63	60	178	.237



7

CHRIS McMAHON

RHP • 6-2 • 205 • So. • R/R
West Chester, Pa. (West Chester Bayard Rustin)

True Freshman (2018): Made six appearances and four starts in first season...Posted 4.44 ERA and 18 strikeouts in 26.1 innings...Finished 1-1 in first year...Missed first month of season due to offseason meniscus surgery...Made career debut with 2.1 innings of relief at Georgia Tech (March 31)...Collected first two strikeouts of career against Yellow Jackets...Allowed three runs in 3.0 innings vs. FAU (April 4)...Made first start of career vs. UCF (April 11), scattering four hits in 4.2 scoreless innings...Delivered best start of career vs. FGCU (April 18), tossing 8.0 dominant frames and allowing just one run to pick up first win...Struck out eight batters vs. Eagles and issued zero walks in 89-pitch outing...Struck out four in 5.1 innings in loss vs. FIU (April 25)...Made final start of season at Virginia Tech (May 13), allowing three earned runs in 3.0 innings.

High School/Prep: Selected in 33rd round of 2017 Major League Baseball First-Year Player Draft by Atlanta...Three-year letterwinner at West Chester Rustin...Helped lead team to league championships all three seasons of high school...Earned first-team all-conference recognition each year of career...Named conference's "Player of the Year" in 2017...Went 8-0 on hill and finished with 0.77 ERA senior year...Batted .437 in final year and .417 in junior year...Ranked No. 76 overall in Baseball America's list of top 500 MLB Draft prospects...Also played basketball and soccer at West Chester...First-team all-conference selection in final season playing soccer.

Personal: Parents are Jim and Jo Anne...Intends to major in finance...Honor roll student all four years of high school.

McMAHON CAREER STATISTICS

PITCHING

YEAR	ERA	W-L	APP/SCG	SHO	SV	IP	H	R	ER	BB	SO	B/AVG
2018	4.44	1-1	6/4	0	0/0	0	26.1	25	15	13	9	.248
Career	4.44	1-1	6/4	0	0/0	0	26.1	25	15	13	9	.248



19

MARK MIXON

RHP • 6-2 • 180 • Jr. • R/R

Ponte Vedra, Fla. (South Georgia State / Ponte Vedra)

Prior to Miami: Played two seasons at South Georgia State College...Made 14 appearances in 2018, going 6-1 with a 3.09 ERA and 92 strikeouts over 75.2 innings pitched... Named to the all-conference second team following the 2018 season...Made 17 appearances in 2017, going 2-1 with one save and 15 strikeouts in 19 innings pitched.

High School: Attended three high schools, playing for University Christian in 2013, Yulee High School in 2014 and Ponte Vedra High School in 2015-16.

Personal: Parents are Rick and Margarita Mixon...Has two siblings, Allison and Matt...Intends to major in business management.



41

CHET MOORE

OF • 5-8 • 180 • Fr. • R/R

Hattiesburg, Miss. (Satellite Beach)

High School: Played four years of varsity baseball at Satellite...Two-time team captain...Named All-Cape Coast Conference in 2017 and 2018...As a senior, hit .405 with 10 doubles and five home runs...Batted .455 with 15 doubles, one triple and two home runs as a junior...Was a four-year soccer player, serving as team captain for two seasons, and also played football.

Personal: Parents are Chris and Julia Moore...Has three siblings: brothers, Luke and Matt, and sister, Samantha...Intends to major in business.



13

TYLER PAIGE

INF • 5-8 • 180 • So. • R/R

Miami, Fla. (Westminster Christian)

True Freshman (2018): Saw action in 17 games with four starts in first season...Totaled two hits, 10 walks, four runs and four RBI...Reached base at .588 clip in limited action during ACC play...Drew walk in first plate appearance of career vs. Maine (March 4)...Made first start of career and collected first hit with two walks against North Carolina (April 8)...Collected first RBI of career vs. FGCU (April 18)...Had two runs and one RBI at Florida State (April 29)...Had two RBI and one hit (1-for-3) on the road at Virginia Tech (May 13).

High School/Prep: Four-year varsity letterwinner at Westminster Christian...Batted .330 with four home runs and 25 RBI in junior year...Added 12 doubles.

Personal: Mother is Alette Perez...Has one brother, Maddox...Undecided on intended major.

PAIGE CAREER STATISTICS

OFFENSE

YEAR	AVG	GP-GS	AB	R	H	2B	3B	HR	RBI	BB	SO	SB-A
2018	.111	17-4	18	4	2	0	0	0	4	10	9	1-2
Career	.111	17-4	18	4	2	0	0	0	4	10	9	1-2



40

AUSTIN POLLAK

INF/OF • 5-9 • 185 • Fr. • R/R

Miami, Fla. (Miami Country Day)

High School: Played six years of varsity baseball at Miami Country Day School, serving as team captain for four years... Received Miami Herald All-Dade honorable mention after hitting .415 with four home runs as a senior...Was named team MVP as a junior and senior...Won team Silver Slugger award after hitting .434 as a sophomore...Named team rookie of the year as a seventh grader.

Personal: Parents are Jay and Perri Pollak...Has one sister, Nicole...Father, Jay, played football at Northwestern...Intends to major in sport administration.



31

ISAAC QUIÑONES

C • 5-9 • 195 • Fr. • R/R

Pembroke Pines, Fla. (West Broward)

2018 FRESHMAN ALL-AMERICA (Collegiate Baseball Newspaper)

True Freshman (2018): Served as Miami's starting catcher for majority of season and delivered impressive first year... Batted .291 with 10 doubles, one home run and 24 RBI...Drew 17 walks...Named team's Rookie of the Year...Tied for second on team with 14 multi-hit games and tied for lead with six multi-RBI games...Led Hurricanes with .306 average in ACC play... Made first start of career vs. Maine (March 2) and drew one walk...Doubled for first hit of career (1-for-5) in Game 2 vs. Black Bears (March 3) to open 14-game hitting streak...Totaled career-high four RBI in finale vs. Maine (March 4)...Had first multi-hit performance of career (2-for-4) in Game 2 of doubleheader vs. Notre Dame (March 10)...Went 2-for-4 and scored one run with one double in win at Duke (March 18)...Set career mark with three hits (3-for-5) in win vs. Virginia (March 23)...Led team with seven hits (7-for-12) in sweep of Cavaliers (March 23-25)...Had one double and two RBI at Georgia Tech (March 31)...Finished 2-for-5 vs. FAU (April 4)...Tied career mark with three hits (3-for-6) and added two RBI in come-from-behind win at Clemson (April 13)...Added two hits (2-for-4) in finale vs. Tigers (April 14)...Posted career-high five RBI and connected on first homer of career in win at Florida State (April 29)...Tied career mark with three hits (3-for-6) and added four RBI in win over Bethune-Cookman (May 6)...Totaled six hits in series with Wildcats

(May 4-6)...Scored a least one run in five straight games from May 6-13...Went 1-for-4 in ACC Championship matchup with Clemson (May 24) in Durham, N.C.

High School/Prep: Three-year varsity letterwinner at West Broward...Helped lead team to 2016 district championship...Earned honorable mention all-county recognition from Sun Sentinel and Miami Herald in senior year...Named 9A-12A all-district...Batted .293 with one home run and 19 RBI in final year...Recorded on-base percentage of .382.

Personal: Parents are Isaac and Melinda...Has one brother, Ivan, and one sister, Rosali, who graduated from Miami...Intends to major in entrepreneurship.

QUINONES CAREER STATISTICS

OFFENSE

YEAR	AVG	GP-GS	AB	R	H	2B	3B	HR	RBI	BB	SO	SB-A
2018	.291	45-44	165	20	48	10	0	1	24	17	49	1-2
Career	.291	45-44	165	20	48	10	0	1	24	17	49	1-2



43

GABE RIVERA

OF • 5-11 • 215 • So. • R/R
Miami, Fla. (Miami Killian)

True Freshman (2018): Saw action in 22 games with 14 starts in first season...Batted .224 with two doubles, one triple, two home runs and nine RBI...Had three multi-hit games and three multi-RBI games...Homered for first hit of career at Georgia Tech (March 31), joining teammate Alex Toral to accomplish feat in 2018...Went 1-for-3 with one run scored vs. FAU (April 4)...Started all three games in series vs. North Carolina (April 6-8) and compiled five hits and four RBI...Set career mark with three hits (3-for-4), including one double, in series opener against Tar Heels (April 6)...Recorded career-best three RBI, including second home run of career, in Game 2 vs. North Carolina (April 7)...Tied career mark with three hits (3-for-4) against FGCU (April 18)...Started all three games in outfield vs. Pittsburgh (April 20-21).

High School/Prep: Three-year varsity letterwinner at Killian Senior...Helped lead team to state championship, district championship and regional championship...Earned 9A Player of the Year and Hitter of the Year honors...Batted .462 with five home runs and 15 RBI in final season...Hit .323 with one homer and 17 RBI as junior.

Personal: Parents are Daniel and Laura...Has one sister, Alexandra...Intends to major in psychology.

RIVERA CAREER STATISTICS

OFFENSE

YEAR	AVG	GP-GS	AB	R	H	2B	3B	HR	RBI	BB	SO	SB-A
2018	.224	22-14	58	6	13	2	1	2	9	5	19	0-1
Career	.224	22-14	58	6	13	2	1	2	9	5	19	0-1



34

DANIEL RIVERO

RHP • 6-3 • 215 • Jr. • R/R
Davie, Fla. (Pembroke Pines Charter)

Sophomore (2018): Made just one appearance in injury-plagued season...Struck out one batter in lone appearance vs. Missouri (Feb. 21).

True Freshman (2017): Made seven appearances in first season, all in relief...Toted 8.38 ERA in 9.2 innings...Struck out 13 batters and walked six...Made career debut with 1.0 inning against Rutgers (Feb. 19)...Tossed scoreless inning against FIU (March 7), striking out two batters...Threw 2.0 scoreless innings with career-high five strikeouts in win over St. Thomas (April 5), including immaculate eighth inning...Saw action in Game 1 of doubleheader at Pittsburgh (April 14), throwing 2.0 innings and allowing two runs with two strikeouts...Struck out one batter and did not allow any runs in final appearance of season. 2.0-inning stint at Virginia in Game 2 of doubleheader (May 13).

High School/Prep: Three-year baseball letterwinner at Pembroke Pines Charter...Ended career as program's all-time strikeout leader (171) and wins leader (12)...Set school record for strikeouts in season (114) during senior year...Finished final season with 7-3 record and 2.00 ERA...Went 5-3 with 2.40 ERA and 51 strikeouts as junior...Helped lead team to region semifinals in 2015 and 2016...Earned first-team All-Broward recognition from South Florida Sun Sentinel and Miami Herald after senior year...Batted .404 with 15 RBI.

Personal: Parents are David and Deborah Rivero...Father David is Chief of Police at University of Miami...Has two sisters, Deanna and Devin...Intends to major in criminology.

RIVERO CAREER STATISTICS

PITCHING

YEAR	ERA	W-L	APP/SG	SHO	SV	IP	H	R	ER	BB	SO	B/AVG
2017	8.38	0-0	7/0	0	0/0	9.2	10	9	9	6	13	.263
2018	27.00	0-0	1/0	0	0/0	0.1	0	1	1	2	1	.000
Career	9.00	0-0	8/0	0	0/0	10.0	10	10	10	8	14	.256



32

ALEX RUIZ

RHP • 6-1 • 200 • R-Fr. • R/R
Miami, Fla. (Westminster Christian)

2018 (True Freshman): Did not play due to injury...Redshirted to retain eligibility.

High School/Prep: Three-year varsity letterwinner at Westminster Christian...Helped lead team to 2015 state championship...Went 1-0 with a .000 ERA senior year...Finished 3-0 with two saves and 0.74 junior year at Westminster.

Personal: Parents are John and Mayra...Has one brother, Johnny, and one sister, Cristy...Johnny played baseball at Miami from 2014-2017...Intends to major in School of Business.



17

JOE SPARBER

RHP • 6-1 • 210 • So. • R/R
Lincroft, N.J. (Christian Brothers Academy)

True Freshman (2018): Served as backup catcher for Hurricanes and saw action in four games...Recorded first at-bat of career at Duke (March 18).

High School/Prep: Two-year varsity letterwinner at Christian Brothers Academy...Helped lead team to state championship and 22-3 record...Batted .300 in final season...Missed junior year with broken finger...Four-year letterwinner in varsity basketball.

Personal: Parents are Anthony and Mariose...Has two brothers, Nick and Chris...Intends to major in biology.

SPARBER CAREER STATISTICS

OFFENSE

YEAR	AVG	GP-GS	AB	R	H	2B	3B	HR	RBI	BB	SO	SB-A
2018	.000	4-0	1	0	0	0	0	0	0	0	1	0-0
Career	.000	4-0	1	0	0	0	0	0	0	0	1	0-0



30

ALEX TORAL

INF • 6-1 • 220 • So. • L/L
Davie, Fla.
(Archbishop McCarthy)

True Freshman (2018): Saw action in 33 games with 28 starts in first season...Totaled four doubles, one home run and 11 RBI...Drew 20 walks and reached base at .322 clip...Had three multi-hit games...Became first Hurricane since Zack Collins (2014) to homer for first collegiate hit in 2-for-3 performance vs. Rutgers (Feb. 17)...Totaled career-high three RBI vs. Scarlet Knights...Set career mark with three hits (3-for-7) and came through with walk-off hit against Maine (March 3)...Scored two runs and doubled in series finale at Duke (March 18)...Went 2-for-4 with one run in come-from-behind win against Clemson (April 13)...Scored one run vs. FGCU (April 18)...Went 1-for-3 in Game 1 of doubleheader at Pittsburgh (April 21)...Had RBI at Virginia Tech (May 12).

High School/Prep: Four-year letterwinner at Archbishop McCarthy...Two-time Under-Armour All-American and Perfect Game All-American...Ranked No. 2 overall prospect among college freshmen by Perfect Game in September 2017...Ranked No. 199 MLB Draft-eligible prospect regardless of class by Baseball America...Ranked No. 198 MLB Draft prospect by MLB Pipeline.

Personal: Intends to major in business management...Honor roll student all four years of high school...Has one brother, Michael, and one sister, Katherine...Parents are Alejandro and Lliana.

TORAL CAREER STATISTICS

OFFENSE

YEAR	AVG	GP-GS	AB	R	H	2B	3B	HR	RBI	BB	SO	SB-A
2018	.161	33-28	93	9	15	4	0	1	11	20	40	3-4
Career	.161	33-28	93	9	15	4	0	1	11	20	40	3-4



38

LUIS TUERO

OF/INF • 5-11 • 180 • Fr. • L/R
Hialeah, Fla.
(Monignor Pace)

High School: Earned four varsity letters at Monignor Pace High School...Helped Pace win FHSAA Class 5A State Championship in 2018, hitting .468 with one homer and 14 RBI...Named to 2018 Miami Herald All-Dade Class 6A-2A First Team.

Personal: Parents are father Emilio Tuero, mother Julia Peñaranda and stepmother Maria Medina...intends to major in sport administration.



53

BRIAN VAN BELLE

RHP • 6-2 • 180 • R-Jr. • R/R
Pembroke Pines, Fla. (Broward College/Archbishop McCarthy)

Prior to Miami: Spent three seasons at Broward College, missing first two due to injury...Named to 2018 FCSAA All-Academic Team...Helped Seahawks win Southern Conference Championship in 2018...Made 11 starts in 2018, going 5-1 with a 4.15 ERA and striking out 48 while walking 11 over 65 innings pitched.

High School: Played for four years at Archbishop McCarthy...Earned three varsity letters...2013 & 2015 FHSAA Class 6A state champions.

Personal: Parents are Mike and Jackie Van Belle...has two sisters, Kimberly and Lindsay...intends to major in sport administration.



0

GREGORY VELIZ

RHP • 6-2 • 200 • Jr. • L/R
Key West, Fla.
(North Broward Prep)

Sophomore (2018): Made five appearances on mound in injury-plagued season...Struck out 26 batters and walked 14 in 17.1 innings...Posted 0-1 record with 3.12 ERA...Allowed just six earned runs on year...Opened season as member of weekend rotation, but missed almost entire second half of year due to injury...Struck out five batters in 3.0 innings in first start vs. Rutgers (Feb. 17)...Allowed four runs in 5.1 innings with five strikeouts vs. Florida (Feb. 24)...Struck out eight batters and allowed just one run in start vs. Maine (March 3)...Struck out eight in Game 2 of doubleheader vs. Notre Dame (March 10)...

STUDENT-ATHLETES

Tossed 1.0 scoreless inning of relief at Virginia Tech (May 12) in final appearance of year.

True Freshman (2017): Saw action in 12 games and made 11 starts on mound in first season...Saw action in 15 games in field and made 11 starts – six at first base and five at designated hitter before switching to pitching only for second half of season...Finished season with 6-4 record and 3.38 ERA in 61.1 innings...Struck out 66 batters and walked 33...Held opponents to .166 average, lowest mark of any pitcher on staff...Allowed just 23 earned runs... Batted .108 with four hits, one triple and one RBI...Had first-career hit at Florida (Feb. 26)...Went 1-for-2 with one triple and one RBI at North Carolina (March 26)...Made mound debut at FAU (March 1), striking out five batters over 4.0 innings and allowing just two runs...Struck out seven batters in 5.1 innings, but picked up loss against FIU (March 7)...Earned first win of career with 5.0 shutout innings against Maine (March 15), posting six strikeouts and four walks...Picked up second win against FAU (March 22), striking out seven batters and allowing just one run...Went 6.1 innings at FGCU (March 29)...Struck out six batters across 5.1 innings in win over St. Thomas (April 15)...Made first start of weekend at Boston College (April 30), allowing four runs in 6.0 innings...Struck out six batters over 6.0 innings against Bethune-Cookman (May 7), allowing just one run to clinch series...Delivered best outing of career in final regular season start, striking out career-high 13 batters over career-long 8.0 innings to sweep doubleheader of Virginia Tech (May 19)...13 strikeouts were most by any Miami pitcher in any game in 2017...Tossed 2.1 scoreless innings of relief in ACC Championship game against Wake Forest (May 26).

High School/Prep: Four-year baseball letterwinner...Ranked No. 304 Draft-eligible prospect by Baseball America...Ranked No. 127 player in high school class and No. 19 player in state of Florida by Perfect Game...2015 Under Armour All-America Game selection.

Personal: Parents are Greg and Teri...Has two brothers, Eddie and Matthew, and two sisters, Ashley and Jordan...Undecided on intended major.

VELIZ CAREER STATISTICS

PITCHING

YEAR	ERA	W-L	APP/S	CG	SHO	SV	IP	H	R	ER	BB	SO	B/AVG
2017	3.38	6-4	12/11	0	0/0	0	61.1	36	23	23	33	66	.166
2018	3.12	0-1	5/4	0	0/0	0	17.1	12	11	6	14	26	.188
Career	3.32	6-5	17/15	0	0/0	0	78.2	48	34	29	47	92	.171



27

ANTHONY VILAR

INF • 5-10 • 190 • Fr. • L/R
Miami, Fla. (Westminster Christian)

High School: Selected in the 37th round of 2018 Major League Baseball First-Year Player Draft by the Chicago Cubs...Played varsity baseball for four years at Westminster Christian...Named team MVP after both senior and junior seasons...Served as team captain in 2017 and 2018...Received team Gold Glove award after freshman season...Hit .457 with 12 home runs as a senior...Batted .500 with 10 home runs as a junior and hit .355 as a sophomore...Member of Westminster Christian's 2015 state championship team...Had an on-base streak of 55 games

Personal: Parents are Henry and Rossana Vilar...Has two sisters, Regina and Sophia...Father, Henry, played baseball at

Miami from 1990-91...Intends to major in business.



2

FREDDY ZAMORA

INF • 6-1 • 190 • So. • R/R
Miami, Fla. (Miami Killian)

2018 FRESHMAN ALL-AMERICA (Collegiate Baseball Newspaper)

2018 ACC ALL-FRESHMAN TEAM

True Freshman (2018): Only Hurricane to start all 54 games delivered standout first season...Selected to ACC All-Freshman Team...Batted .303 with team-high totals in several offensive categories...Led Hurricanes or tied for team lead in at-bats (211), hits (64), doubles (12), triples (four), walks (24) and total bases (87)...Ranked second with 20 steals (20-for-24) and 32 runs scored...Batting average was second-highest...Impressed in ACC play, batting .302 with five doubles, two triples and team-best 15 RBI...Slugged .405 in conference competition...Posted team-high 20 multi-hit games and tied for team lead with six multi-RBI games...Scored first run of career on Opening Day against Rutgers (Feb. 16)...Connected on first hit of career (1-for-4) in finale vs. Scarlet Knights (Feb. 18)...Had first multi-hit performance of career (2-for-4) against Maine (March 2)...Totaled six hits in series with Black Bears (March 2-4)...Had two doubles in Game 2 vs. Maine...Went 3-for-4 with two runs scored and first triple of career in win at UCF (March 14)...Finished 2-for-5 with two RBI vs. FAU (March 21)...Totaled seven hits in series with North Carolina (April 6-8)...Had career-best four-hit game in Game 2 vs. Tar Heels (April 7) that included first home run...Tied career mark with four hits in come-from-behind win at Clemson (April 13) and set career mark with three RBI...Scored three runs vs. FGCU (April 18)...Had two multi-hit games in series at Florida State (April 27-29)...Tied career mark with three hits and three runs scored in Game 2 at Virginia Tech (May 12)...Knocked in two runs in ACC Championship opener against Notre Dame (May 22) in Durham, N.C.

High School/Prep: Four-year varsity letterwinner at Killian...Ranked No. 53 by Perfect Game in its top 400 freshman rankings...Helped lead team to district championship and GMAC championship...Earned first-team All-Dade honors two times...Named Team MVP in final season...Batted .430 junior year and .400 senior year.

Personal: Parents are Freddy and Maria...Father was a professional baseball player in Nicaragua...Has two brothers and one sister...Intends to major in sports administration.

ZAMORA CAREER STATISTICS

OFFENSE

YEAR	AVG	GP-GS	AB	R	H	2B	3B	HR	RBI	BB	SO	SB-A
2018	.303	54-54	211	32	64	12	4	1	28	24	18	20-24
Career	.303	54-54	211	32	64	12	4	1	28	24	18	20-24



HISTORY & RECORDS

Baseball in South Florida: A Hurricane Tradition	34
Miami Skippers.....	35-36
Ron Fraser: The Wizard of College Baseball	37
Jim Morris: 25 Years of Excellence at The U	38
Yearly Records.....	39
All-Time Results.....	40-70
All-Time Series History	71-72
All-Time Series Results.....	73-116
NCAA Tournament History.....	117
College Baseball Hall of Fame.....	118-119
National Award Winners.....	120-121
All-Americans	122-124
Retired Numbers.....	125-126
All-Time ProCanes by Team	127-128
All-Time MLB Draft Picks.....	129-130
All-Time Baseball Lettermen.....	131-136
Attendance History	137
University of Miami Sports Hall of Fame	138-139
Team Records.....	140-144
Individual Records - Batting.....	145-147
Individual Records - Pitching.....	147-150

BASEBALL IN SOUTH FLORIDA: A HURRICANE TRADITION

The University of Miami baseball program thrives as one of the best in the country as well as one of the most notable in South Florida's baseball history.

Miami's first varsity game was played at Miami Field, near Miami Senior High School, in the spring of 1940. The afternoon of March 26 saw the "Hurricane nine" defeat Newberry (S.C.) College in a 13-12 thriller. Games were actually played at UM briefly in the late 1920s and early 1930s, but were discontinued until a decade later when Jack Harding resurrected the sport at the varsity level in 1940. Harding was the Hurricanes' football coach from 1937-42 and following World War II from 1945-47, as well as serving as UM's Athletic Director for 26 years. Baseball once again took a hiatus at Miami until 1946 when former UM football standout Eddie Dunn led the Hurricanes back onto the diamond.

From Major League Baseball, minor league organizations and top college and high school action, baseball and Miami have long been joined. Although amateur clubs were playing in Miami before the turn of the 20th century, the first official team appeared in 1912 with the minor league entry of the Miami Magicians of the Class D East Florida State League. The Magicians competed until the U.S. entered World War I.

Teams in the Florida East Coast League, including the Miami Wahoos, Miami Beach Flamingos, Fort Lauderdale Tarpons and West Palm Beach Indians, suspended operations in 1943 until the end of the war. From 1946 through 1955, a large portion of UM's schedule was against military service teams throughout the Southeast.

Construction on Miami Stadium began in late 1948 and opened in August 1949. At the time, the 9,000-seat stadium was hailed as one of the finest and most beautiful in baseball.

The Hurricanes were still playing at Miami Field, as were numerous minor league, high school and major league exhibitions. The opening of the new state-of-the-art facility near downtown Miami gave way to games with the Hurricanes playing the likes of the Brooklyn Dodgers, Ft. Lauderdale Braves, Miami Beach Flamingos and Miami Beach Sun Sox as early as 1950.

The Marlins nickname made its first appearance in 1956 when the Triple A franchise from Syracuse, N.Y., moved south into Miami Stadium. Legendary baseball promoter Bill Veech was brought in to run the team and one of his first hires was former Boston Red Sox Hall of Famer and UM head coach Jimmie Foxx. Foxx spent two seasons as head coach of the Hurricanes in 1956 and 1957.

The University of Miami became a major factor on the national collegiate baseball scene when the school hired Ron Fraser to guide the program in 1962. Fraser came to Miami at a time when the nation's concerns were focused 90 miles from Key West's shores in the Cuban Missile Crisis. He was an All-American player at Florida State in the late 1950s and was the mentor of the Dutch National Team for three years before Miami lured him to Coral Gables. Over the span of 30 years, "The Wizard of College Baseball" built what many considered the model collegiate program.

The Hurricanes won big under Fraser, becoming a regular participant in the College World Series and winning two National Championships in the 1980s. It was also under Fraser that Miami made the upgrades to Mark Light Field and proved to many skeptics that college baseball could also be successful at the gate.

From Fraser to Jim Morris, the Hurricanes are still a big draw in town and annually place among college baseball's top 15. The success of the program only escalated under Morris with two National Championships in 1999 and 2001, along with numerous All-Americans and Major League Baseball Draft selections.

The park reopened as Alex Rodriguez Park at Mark Light Field in 2009 after a \$3.9 million anchor gift from the 14-time MLB All-Star, the largest gift ever to the University of Miami baseball program.

The most recent renovations - including postseason pennants draping the main concourse and a retired numbers installation (2014), as well as a bronze statue of Ron Fraser placed outside the ballpark (2015) - contribute to South Florida's already rich baseball history.

After over 20 years as a player and coach with the Hurricanes, Gino DiMare became the program's ninth head coach prior to the 2019 season, which is the 75th in program history.

MIAMI SKIPPERS

EDDIE DUNN

1946-1954: 82-73-1 (.522)

The Post World War II era saw the rebirth of the University of Miami baseball program with former Hurricane football standout and eventual head coach Eddie Dunn at the helm.

Dunn was a nationally acclaimed running back for the Hurricanes from 1936-38 and later took the reins of the program from 1943-44 when gridiron coach Jack Harding left for service in the Navy. Dunn also served two seasons under Hart Morris on the men's basketball team, as well.

Over 60 years later, Dunn still remains ranked among UM's all-time top 10 in all-purpose yards (#3, 3,476), touchdowns (#5, 25), rushing yards (#8, 1,778) and points scored (#10, 160). His two football seasons saw UM go 5-1 in 1943 and 1-7-1 in '44, prior to the return of Harding to the UM sideline.

It was at that point when the Athletic Department enlisted the service of Dunn to resurrect both the basketball and baseball programs to varsity level during the post World War II era. UM had one previous season of varsity baseball in 1940 along with years of freshman class-level play.

Against teams from the state of Florida, military bases and around the Southeast, Dunn guided UM to an 82-73-2 mark over his nine seasons. His 1947 club went 11-2, followed by his second-best mark of 14-8 in '49. Dunn, who was raised in Miami, was the father of UM football All-American and Pittsburgh Steeler great Gary Dunn.

PERRY MOSS

1955: 15-7 (.682)

Legendary head coach Perry Moss served one season at the helm of the Miami baseball program in 1955. His Hurricanes went 15-7, including wins over Florida and Florida State. Moss' name is synonymous with the sport of football. Up until the 2000 season, Moss could be found pacing the sidelines of the Arena Football League's Jacksonville Tomcats. An amazing career within the sport of football, Moss has held head coach, front office and assistant coach roles in the NFL, CFL, WFL, USFL and both Arena leagues.

JIMMIE FOXF

1956-57: 20-20 (.500)

Major League Baseball Hall of Famer Jimmie Foxx spent two seasons in Coral Gables in 1956 and 1957. With a 20-20 combined record, Foxx's Hurricanes picked up wins over Florida State and Yale.

Foxx was inducted into the MLB Hall of Fame in 1951 after a stellar professional career that spanned 20 years with the Athletics, Red Sox, Cubs and Phillies. Foxx was the leagues' most valuable player three times (1932, '33, '38), while being selected to the all-star team from 1933-41. One of baseball's most feared batters, Foxx led the league in batting average (1933, '38), home runs (1932, '33, '35, '39), RBI (1932, '33, '38). He was the triple-crown winner in 1933 and still holds numerous Boston Red Sox records.

WHITEY CAMPBELL

1958, 1960-62: 69-36-3 (.653)

Former Miami four-sport star Whitey Campbell, a member of the UM Sports Hall of Fame, spent four seasons as head coach of the baseball program (1958, 1960-62). His Hurricanes were successful with a 69-36-3 combined record with highlight wins over Florida, Florida State, Jacksonville, Army, Georgia Tech and Ohio State.

Campbell, who was nicknamed "Mr. Athletics", saw action with the football, baseball and basketball programs earning 12 overall letters. He was also an assistant on the UM football coaching staff during two separate periods in the 1950's and 1960's, as well as holding assistant football coach positions at Montana, Navy and Kentucky.

In baseball, Campbell batted .301 as a freshman, .412 as a sophomore, .328 as a junior and .428 in his senior year. In football, Campbell set numerous Miami receiving records while becoming the basketball programs' first 1,000-point scorer.



MIAMI SKIPPERS

JACK HARDING

1940, 1959: 16-14-1 (.516)

Jack Harding served as head coach of the baseball program prior to World War II in 1940 and then again in 1959. His 1959 squad went 15-10-1 with big wins over Yale, Georgia Tech and Ohio State. Harding also served as Athletics Director at Miami from 1948-63 and then nine seasons as the head football coach (1937-42, 45-47).

His football teams went 54-23-3 during his tenure, including a 13-10 victory over Holy Cross in the Orange Bowl. During his stay at Miami, Harding left UM to serve in the United States Navy. The football program named its Most Valuable Player award the Jack Harding Award, given annually since 1963.

Harding learned his football at the University of Pittsburgh, where he was a quarterback under legendary head coach Glenn "Pop" Warner. He then went on to coach at Scranton University prior to arriving in Coral Gables.

BRAD KELLEY

1993: 36-22 (.621)

Longtime baseball assistant coach Brad Kelley served one season as the head coach in 1993, following the departure of legendary UM coach Ron Fraser.

His team went 36-22 in 1993, including wins over Long Beach State, Florida, Florida State and Rice.

Kelly served eight seasons as an assistant coach under Fraser, handling the UM pitching staff for six seasons. Kelly also served as an assistant coach on the United States national team as Fraser's top aide at the 1987 Pan American Games in Indianapolis.

At the Games, the USA earned the silver medal to World Champion Cuba's gold medal. The USA defeated Cuba three of the seven meetings at the Games.



RON FRASER: THE WIZARD OF COLLEGE BASEBALL

1963-92: 1,271-438-9 (.740)

There was that time when Ron Fraser received a phone call from friend and former Yankees slugger Joe DiMaggio, who had just attended a preseason Miami baseball practice a few days prior. DiMaggio had remembered a flaw in one of Coach Fraser's players swing and relayed over the phone some tips on correction. Fraser took the suggestion and began to work with the player. Future Hall of Famer Ernie Yaroshuk batted an amazing .448 during his senior season and was drafted by Philadelphia.

Then there was the time that Fraser had to call upon some old buddies to help save his team, which was rumored for contraction in its early stages. St. Louis Cardinals Hall of Famer Stan Musial and Major League broadcaster Joe Garagiola showed up and hosted a Miami baseball benefit, which in turn gained the necessary attention and support from the administration for continuing Fraser's young club's survival.

Or how about the time Fraser spent a couple of weeks in Bristol, Conn., campaigning his sports' presence with ESPN. Fraser's goal was to get the Hurricanes on TV against college baseball's biggest power, USC. What would become the first college baseball game ever on television was first to be just a one-game broadcast on tape delay. After the weekend series against the Trojans in Coral Gables was completed, Miami had defeated USC three consecutive games with each game broadcast live.

Did you know that a usually modest Boston Red Sox Hall of Famer Ted Williams once rode out from centerfield sitting in a giant sized glove in efforts to draw fans to Fraser's ballpark? Legendary Yankees broadcaster Mel Allen introduced him.

Fraser always seemed a step ahead of most. His early vision of the sport came when the rest started to think his way 20 years later. It is evidenced in the migration of the sports' top celebrities to Coral Gables and their teams' annual exhibitions against the Hurricanes a reflection of Fraser's baseball genius.

Ronald "Ron" George Fraser came to the University of Miami in 1962 after serving the Dutch National Team that lasted three years and produced three European Championships. His international reputation earned him the job at Miami, succeeding Whitey Campbell. He was actually noticed by UM officials on the television show "What's My Line?" Fraser was a success on the show as he stumped the panel and unknowingly won over his future employer.

In the beginning, the support wasn't there. Fraser had nearly no money for his program and had to work days at a Coral Gables youth center. He didn't have the scholarships for his players, uniforms, nor bats or balls. Uniforms came from elsewhere, like the ones the Army program gave to Miami. Fraser recalled that the "A" and "Y" of Army were clearly visible around the freshly embroidered "Miami". Some of the first uniforms were bought from a Lucky Strike cigarette ad. Another friend

of Fraser's, this one who designed Italian suits, created uniforms that were second to none with bright lime green as the dominant color.

What was first a rusty, rugged and dust-blown park soon transformed into a place where baseball was thriving. Balls and bats showed up at the park on the southwest corner of campus. The scholarships took 10 years, but you would have never known by the success of the program, nationally and abroad. Fraser received six scholarships in 1973, the team responded with 10 more victories. He got six more for 1974. His team went 51-11 and played for the national championship in its first College World Series appearance.

The Miami program really began to blossom following that first CWS appearance. Miami was annually among the leaders in attendance and eventually drew a decade-best 1.27 million in the 1980s. Two thousand to 4,000 fans were coming on average 10 years after Miami was lucky to have 100 show up for a game. Through Fraser's efforts, Mark Light Field, which was funded with the private donation largely from George and Ethel Light, was dedicated in 1973.

It was Fraser's knack for marketing and promotion that drew the masses and earned him the nickname "The Wizard of College Baseball". Miami players were wearing white shoes and colored gloves before Charlie Finley tried the same with his Oakland A's. Fraser was the first to hire batgirls and was the first to wear green gloves on St. Patrick's Day. There were incredible car and vacation giveaways, income tax night and the San Diego Chicken.

Perhaps Fraser's biggest extravaganza was the baseball fundraiser dubbed "A Night With Ron Fraser" on February 16, 1977, a \$5,000-a-plate gourmet dinner on the infield. Five-star chefs served a 10-course dinner of caviar, Alaskan king crab legs and pheasant under glass. A harpist in a white tuxedo played on the mound and violinists strolled among the tables. It was a huge success, covered by media from across the world.

His 30-year career at Miami that spanned more three decades, Fraser produced a 1,271-438-9 record with a NCAA-record 20 straight postseason appearances and 12 trips to the College World Series with national championships in 1982 and 1985. He is a 26-time coach of the year and a member of 10 halls of fame, including the inaugural class of the College Baseball Foundation Hall of Fame in 2006.

Fraser passed away on Jan. 20, 2013 at the age of 79. In recognition of his lifetime accomplishments and a distinguished legacy of helping others, the University of Miami created the Ron Fraser Wizard Fund to honor the Hall of Fame coach with a bronze statue to outside Alex Rodriguez Park at Mark Light Field. It was installed on the afternoon of April 24, 2015 - just before Miami was to begin its annual rivalry series with Florida State.

JIM MORRIS: 25 YEARS OF EXCELLENCE AT THE U

1994-2018: 1,090-472-3 (.696)

It didn't matter if his roster was full of rookies or veterans, Jim Morris produced some of college baseball's most consistent and dominant teams in his 25 seasons at the University of Miami. With a talented staff around him, Morris' Hurricanes were continually the class of collegiate baseball, having won national titles in 1999 and 2001 and the ACC Baseball Regular Season Championship in 2008, 2014 and 2016.

In his 25-season tenure at Miami, no program qualified for the College World Series as much as Morris and his Hurricanes. Miami, which has qualified for the NCAA Tournament on 45 occasions, made it to Omaha in 13 of Morris' 25 seasons in Coral Gables - including most recently in 2016, when Miami was awarded the No. 3 national seed for the NCAA postseason.

Morris set an NCAA record for guiding a program to the CWS in each of his first six years at UM. In addition, Morris has won 17 of 23 NCAA Regional appearances at UM, including a record 13 straight to start his tenure in Coral Gables. His teams qualified for NCAA Regionals for a streak of 32 straight years, beginning with his final nine seasons (1985-1993) at Georgia Tech and his first 23 seasons at Miami (1994-2016).

A three-time national coach of the year and 2008 Atlantic Coast Conference Coach of the Year, Morris directed the Hurricanes to a 1,090-472-3 (.696) mark since arriving in 1994. Including his 12 seasons at Georgia Tech (1982-93), Morris forged a 1,594-716-4 (.689) Division I record in 37 years as a head coach. Overall, Morris was the head coach at the collegiate level for 41 seasons, spending the first four at DeKalb (Ga.) C.C. from 1976-79, and recorded a 1,697-729-4 (.694) mark.

In addition to carrying on Miami's great baseball reputation in his 25-year tenure, Morris personally led the charge in the construction of Alex Rodriguez Park, and logged hundreds of hours raising funds for the stadium's renovation prior to its reopening in 2009.

Morris reached two coaching milestones in 2016, as he led the program to its 25th College World Series appearance in history, its third straight ACC Coastal Division title and the program's second ACC Regular Season Championship in a three-year span. The Hurricanes posted a 50-win season (50-14) for the second straight year, marking the first such instance for Miami since 1998 / 1999.

Morris became just the sixth coach in the history of Division I baseball to reach the 1,500-win plateau when Miami topped Louisville 8-4 in dramatic fashion on March 18, 2016. A walk-off grand slam from Willie Abreu gave Morris his 1,500th.

Eight days later, Miami topped Clemson 5-4 in 11 innings - also in walk-off fashion - to send Morris to his 1,000th win at the helm of the Hurricanes.

Miami captured the 2014 ACC Regular Season Championship under his watch, recording 24 wins in conference play for the first time in program history. The conference win total set a new record for the program and tied the ACC's all-time single-season win total.

Morris reached two coaching milestones in the first half of the 2014 season. He became just the eighth Division I coach to reach 1,400 wins in a 5-2 win over Boston College on March 8, and won his 900th game at Miami in a 7-1 upset of No. 3 Virginia on March 22. The Hurricanes, who have never missed the Atlantic Coast Conference Championship since joining the ACC in 2004, qualified for their 10th straight conference tournament under Morris and earned a Regional host spot for their 42nd consecutive postseason trip.

On March 15, 2013, Morris won his 1,500th game as a head coach in signature fashion - upsetting No. 1 North Carolina on the road at Boshamer Stadium in Chapel Hill, N.C.

Morris reached a number of other coaching milestones in his time in Coral Gables. His 1,000th Division-I game on April 4, 2004, at his old stomping grounds at Georgia Tech. He also achieved another milestone during the 2004 season, winning his 500th game at the helm of the Miami program. Morris' 500th win came just a few weeks following his 1,000th overall win as a Division-I head coach by beating Florida State 7-3 on April 17. His 600th win at Miami fittingly came in UM's 2006 Regional Opener against San Francisco on June 2, an 11-2 win that began the greatest run to the postseason in Miami's history. He is the second Hurricanes' head coach to win 500 games at Miami, joining Ron Fraser, who won

1,271 games from 1963-1992 in Coral Gables.

The 2008 season saw the Hurricanes reach their 11th CWS and reach the 50-win plateau for the seventh time under Morris. The team finished with an overall record of 53-11 (.828), the highest winning percentage for a Miami team in 16 seasons. The Hurricanes, after going 43-8 overall and 23-5 in ACC play during the regular season, went on to win their first ACC title at the 2008 ACC Championship in Jacksonville. Miami would go on to host and win both the Coral Gables Regional (vs. Bethune-Cookman, Mississippi and Missouri) and the Coral Gables Super Regional (vs. Arizona) on its path to Omaha. Morris earned ACC Coach of the Year honors for his leadership in 2008 while eight Hurricanes were named to the All-ACC team, including left-hander Chris Hernandez, who was named ACC Freshman of the Year.

For the first time in school history, three Hurricanes were selected in the first round of the Major League Baseball Draft in 2008. Junior first baseman Yonder Alonso (7th overall to the Cincinnati Reds), junior second baseman Jemile Weeks (12th overall to the Oakland Athletics) and junior right-handed pitcher Carlos Gutierrez (27th overall to the Minnesota Twins) were the first three of eight total Canes taken in the 2008 draft.

Affectionately known as "3" by those surrounding the UM program, Morris and the Hurricanes claimed the 2001 National Championship with a 12-1 victory over Stanford in the College World Series finale at Rosenblatt Stadium. The 11-run margin of victory over the Cardinal tied a 45-year-old CWS record for a championship game, while the Hurricanes' 12.3 runs per game set a new CWS mark. Miami had also defeated Tennessee twice, 21-13 and 12-6, and Southern California, 4-3, to advance to the title game.

Miami finished the 2001 season riding a NCAA-high 17-game win streak, including a nine-game sweep during the postseason. The Hurricanes claimed the Coral Gables

Regional championship with wins over Bucknell, Florida and Stetson, followed by a two-game sweep of Clemson in the Coral Gables Super Regional. The Hurricanes' 53-12 overall record in 2001 marked the most in wins (53) and winning percentage (.815) under Morris.

Collegiate Baseball Newspaper and the American Baseball Coaches Association each honored Morris with its National Coach of the Year honors following his 2001 title to give him five such honors for his career. He additionally won top honors from Collegiate Baseball and the ABCA after the Hurricanes defeated Florida State, 6-5, for the 1999 National Championship. Morris' first National Coach of the Year honor came in his first season at Miami in 1994.

Athletic Director Paul Dee officially appointed Morris Miami's eighth baseball coach on November 4, 1993. Morris graciously accepted and opened a new chapter in his storied coaching career.

Leaving Georgia Tech, which was the preseason No. 1 team in 1994, had to be tough, but the usually candid Morris put it in perspective: "I'm going from the No. 1 team in the country, to the No. 1 program in the country."

In 1982, Morris would accept a huge challenge in accepting the head coaching job at Georgia Tech. It was a reclamation project as the Yellow Jackets were on the backside of four straight losing seasons and were 4-23 in their first two seasons in the Atlantic Coast Conference.

At Georgia Tech, Morris was the all-time leader in coaching victories, in any of the school's varsity sports, as he had 12 straight winning seasons, nine straight NCAA regional berths, four straight Atlantic Coast Conference titles (1985-88) and a school-record 51 wins in 1987.

Over 150 professional baseball players have played under Morris during their college careers at Miami, Georgia Tech and DeKalb.

Among the players Morris coached at Miami that went on to play in the Major Leagues were Ryan Braun, Yasmani Grandal, Yonder Alonso, Danny Valencia, Peter O'Brien, Andrew Suarez, Chris Herrmann, Pat Burrell, Alex Cora, Bobby Hill, Aubrey Huff, Chris Perez, Cesar Carrillo, Brian Barton, Gaby Sanchez, Charlton Jimerson, Jay Tessmer, Danny Graves and Jason Michaels, among others. Standout players under Morris from his days at Georgia Tech were Nomar Garciaparra, Jay Payton and Jason Varitek.



YEARLY RECORDS

INDEPENDENT 1940, 1946-2004

YEAR	OVERALL	HEAD COACH
1940	1-4	Jack Harding
1941	N/A	N/A
1942	N/A	N/A
1943	N/A	N/A
1944	N/A	N/A
1945	N/A	N/A
1946	2-7	Eddie Dunn
1947	11-2	Eddie Dunn
1948	9-10	Eddie Dunn
1949	14-8	Eddie Dunn
1950	8-7	Eddie Dunn
1951	12-7	Eddie Dunn
1952	6-12-1	Eddie Dunn
1953	10-9-1	Eddie Dunn
1954	10-11	Eddie Dunn
1955	15-7	Perry Moss
1956	9-8	Jimmie Foxx
1957	11-12	Jimmie Foxx
1958	16-11	Whitey Campbell
1959	15-10-1	Jack Harding
1960	19-7	Whitey Campbell
1961	17-9-3	Whitey Campbell
1962	17-9	Whitey Campbell
1963	18-9	Ron Fraser
1964	20-9-1	Ron Fraser
1965	23-12-1	Ron Fraser
1966	19-18-1	Ron Fraser
1967	23-15-1	Ron Fraser
1968	27-11-1	Ron Fraser
1969	31-11	Ron Fraser
1970	28-15-1	Ron Fraser
1971	35-11	Ron Fraser
1972	32-17	Ron Fraser
1973	42-17	Ron Fraser
1974	51-11	Ron Fraser
1975	45-14	Ron Fraser
1976	41-15	Ron Fraser
1977	44-13	Ron Fraser
1978	50-12	Ron Fraser
1979	55-11	Ron Fraser
1980	59-12	Ron Fraser
1981	61-10	Ron Fraser
1982	55-17-1	Ron Fraser
1983	61-21	Ron Fraser
1984	48-28	Ron Fraser
1985	64-16	Ron Fraser
1986	50-17	Ron Fraser
1987	35-24-1	Ron Fraser
1988	52-14-1	Ron Fraser
1989	49-18	Ron Fraser
1990	52-13	Ron Fraser
1991	46-17	Ron Fraser
1992	55-10	Ron Fraser

YEAR	OVERALL	HEAD COACH
1993	36-22	Brad Kelley
1994	49-14	Jim Morris
1995	48-17	Jim Morris
1996	50-14	Jim Morris
1997	51-18	Jim Morris
1998	51-12	Jim Morris
1999	50-13	Jim Morris
2000	41-19-1	Jim Morris
2001	53-12	Jim Morris
2002	34-29	Jim Morris
2003	45-17-1	Jim Morris
2004	50-13	Jim Morris

ACC

YEAR	OVERALL	ACC	FINISH	HEAD COACH
2005	41-19-1	19-10-1	3rd	Jim Morris
2006	42-24	17-13	5th/4th Coastal	Jim Morris
2007	37-24	17-13	5th/3rd Coastal	Jim Morris
2008	53-11	23-5	1st/1st Coastal	Jim Morris
2009	38-22	18-12	5th/3rd Coastal	Jim Morris
2010	43-20	20-10	3rd/3rd Coastal	Jim Morris
2011	38-23	19-10	4th/4th Coastal	Jim Morris
2012	36-23	16-14	6th/3rd Coastal	Jim Morris
2013	37-25	14-16	8th/5th Coastal	Jim Morris
2014	44-19	24-6	1st/1st Coastal	Jim Morris
2015	50-17	22-8	2nd/1st Coastal	Jim Morris
2016	50-14	21-7	1st/1st Coastal	Jim Morris
2017	31-27	16-13	6th/3rd Coastal	Jim Morris
2018	28-26	16-13	6th/3rd Coastal	Jim Morris

RECORD BREAKDOWN

Games Played: 3,699
 All-Time Record: 2,599-1,082-18
 Winning Percentage: .703
 Independent: 2,031-788-17 (.716)
 As Member of ACC: 568-294-1 (.658)
 ACC Play: 262-150-1 (.634)

RECORD BY COACH

Jack Harding	16-14-1
Eddie Dunn	82-73-2
Perry Moss	15-7
Jimmie Foxx	20-20
Whitey Campbell	69-36-3
Ron Fraser	1,271-438-9
Brad Kelley	36-22
Jim Morris	1,090-472-3

HISTORY

ALL-TIME RESULTS

JACK HARDING

1940

1940 1-4 (.200)

-	W	13-12	Newberry	-
-	L	5-7	Tampa	-
4/9	L	13-18	Florida	Gainesville, Fla.
-	L	2-16	Rollins	-
-	L	5-13	Rollins	-

EDDIE DUNN

1946-1954

1946 2-7 (.222)

4/15	L	5-8	Auburn	Auburn, Ala.
4/16	L	0-7	Ft. Benning Inf.	Ft. Benning, Ga.
4/16	W	9-5	Ft. Benning Para	Ft. Benning, Ga.
4/26	L	7-13	Jacksonville N.A.S.	Coral Gables, Fla.
4/27	L	4-6	Jacksonville N.A.S.	Coral Gables, Fla.
4/29	W	6-4	McDill AFB	Coral Gables, Fla.
4/30	L	11-13	McDill AFB	Coral Gables, Fla.
5/2	L	0-1	Auburn (13)	Coral Gables, Fla.
5/3	L	7-11	Auburn	Coral Gables, Fla.

1947 11-2 (.846)

4/4	W	1-0	Florida	Coral Gables, Fla.
4/5	W	1-0	Florida (10)	Coral Gables, Fla.
4/9	W	5-3	Florida Southern	Lakeland, Fla.
4/10	W	4-1	Florida Southern	Lakeland, Fla.
4/11	L	2-4	Rollins	Winter Park, Fla.
4/18	W	3-1	Tampa	Tampa, Fla.
4/24	W	4-1	Stetson	Miami Beach, Fla.
4/25	L	2-5	Stetson	Miami Beach, Fla.
5/3	W	6-3	Rollins	Coral Gables, Fla.
5/3	W	9-8	Rollins	Coral Gables, Fla.
5/10	W	4-1	Florida Southern	Coral Gables, Fla.
5/10	W	3-0	Florida Southern	Coral Gables, Fla.
5/16	W	9-2	Tampa	Coral Gables, Fla.

1948 9-10 (.474)

4/2	L	3-4	Rollins	Winter Park, Fla.
4/3	L	4-8	Rollins	Winter Park, Fla.
4/8	L	7-13	Newberry	Newberry, S.C.
4/13	W	9-3	Jacksonville N.A.S.	Coral Gables, Fla.
4/14	W	9-7	Jacksonville N.A.S.	Coral Gables, Fla.
4/19	W	14-3	Stetson	DeLand, Fla.
4/20	W	3-0	Stetson	DeLand, Fla.
4/22	L	0-1	Tampa (10)	Tampa, Fla.
4/23	W	6-5	Florida Southern (10)	Lakeland, Fla.
4/24	L	4-8	Florida Southern	Lakeland, Fla.
4/30	L	6-8	Rollins (10)	Coral Gables, Fla.
5/1	L	1-2	Rollins	Coral Gables, Fla.
5/7	L	8-16	Florida	Gainesville, Fla.
5/8	L	7-8	Florida	Gainesville, Fla.
5/11	W	3-2	Stetson	Coral Gables, Fla.
5/14	W	3-1	Florida Southern	Coral Gables, Fla.
5/15	L	2-4	Florida Southern	Coral Gables, Fla.
5/21	W	7-0	Tampa	Coral Gables, Fla.
5/22	W	10-7	Tampa	Coral Gables, Fla.

1949 14-8 (.636)

4/1	W	12-2	Florida Southern	Coral Gables, Fla.
4/2	W	11-8	Florida Southern	Coral Gables, Fla.
4/8	L	4-17	Florida	Coral Gables, Fla.
4/9	W	9-8	Florida	Coral Gables, Fla.
4/11	L	2-8	Florida Southern	Lakeland, Fla.
4/12	W	2-0	Florida Southern	Lakeland, Fla.
4/13	L	4-5	Stetson	DeLand, Fla.
4/14	L	6-8	Stetson	DeLand, Fla.
4/15	L	1-13	Rollins	Winter Park, Fla.
4/16	L	0-3	Rollins	Winter Park, Fla.
4/22	W	3-2	Tampa	Coral Gables, Fla.
4/23	W	14-3	Tampa	Coral Gables, Fla.
4/26	W	10-2	Cherry Point Marines	Coral Gables, Fla.
4/27	W	15-1	Cherry Point Marines	Coral Gables, Fla.
4/29	W	3-2	Stetson	Coral Gables, Fla.
4/30	W	9-3	Stetson	Coral Gables, Fla.
5/6	L	0-2	Rollins	Coral Gables, Fla.
5/7	W	5-4	Rollins	Coral Gables, Fla.
5/13	L	5-9	Florida	Gainesville, Fla.
5/14	W	7-4	Florida	Gainesville, Fla.
5/18	W	7-6	Jacksonville N.A.S. (10)	Coral Gables, Fla.
5/19	W	4-3	Jacksonville N.A.S.	Coral Gables, Fla.

1950 8-7 (.533)

3/17*	L	0-2	Brooklyn Dodgers	Coral Gables, Fla.
3/18*	L	1-2	Ft. Lauderdale Braves	Coral Gables, Fla.
3/22*	W	3-2	Miami Beach Flamingos	Coral Gables, Fla.
3/30*	L	0-5	Miami Sun Sox	Coral Gables, Fla.
4/7	L	2-3	Florida (13)	Coral Gables, Fla.
4/8	W	5-3	Florida	Coral Gables, Fla.
4/14	W	4-0	Rollins	Coral Gables, Fla.
4/15	L	1-6	Rollins	Coral Gables, Fla.
4/21	W	7-2	Florida Southern	Coral Gables, Fla.
4/22	W	12-2	Florida Southern	Coral Gables, Fla.
4/28	W	5-4	Stetson	Coral Gables, Fla.
4/29	W	10-7	Stetson	Coral Gables, Fla.
5/1	L	4-6	Florida	Gainesville, Fla.
5/2	W	12-9	Florida	Gainesville, Fla.
5/3	L	2-10	Stetson	DeLand, Fla.
5/4	W	13-7	Stetson	DeLand, Fla.
5/5	L	8-10	Rollins	Winter Park, Fla.
5/6	L	1-7	Rollins	Winter Park, Fla.
5/9	L	3-4	Florida Southern (13)	Lakeland, Fla.

1951 12-7 (.632)

3/16*	L	5-13	Brooklyn Dodgers "B"	-
3/17*	L	0-1	Brooklyn Dodgers "B"	-
3/22	W	11-2	Florida State	Coral Gables, Fla.
3/23	L	4-13	Florida State	Coral Gables, Fla.
3/27	L	0-2	Parris Island Marines	-
3/28	W	5-3	Parris Island Marines	-
3/30	W	5-4	Rollins	Coral Gables, Fla.
3/31	W	4-3	Rollins	Coral Gables, Fla.
4/3*	L	2-8	Miami Beach Flamingos	-
4/13	L	3-6	Stetson	Coral Gables, Fla.
4/14	L	3-7	Stetson	Coral Gables, Fla.
4/21	W	11-2	425th Air Force	Coral Gables, Fla.
4/27	W	5-2	Rollins	Winter Park, Fla.
4/29	W	7-6	Rollins	Winter Park, Fla.
4/30	W	4-3	Florida (10)	Gainesville, Fla.
5/1	L	9-17	Florida	Gainesville, Fla.
5/2	L	4-5	Stetson	DeLand, Fla.



ALL-TIME RESULTS

5/3	L	8-13	Stetson	DeLand, Fla.
5/11	W	10-1	U of Havana	Coral Gables, Fla.
5/12	W	11-1	U of Havana	Coral Gables, Fla.
5/14	W	7-1	Florida Southern	Coral Gables, Fla.
5/15	W	5-0	Florida Southern	Coral Gables, Fla.

4/9	L	7-8	Rollins	Winter Park, Fla.
4/10	L	1-6	Rollins	Winter Park, Fla.
	L	2-15	Waterloo	Coral Gables, Fla.
	L	0-4	Waterloo	Coral Gables, Fla.
4/16	W	5-1	Stetson	Coral Gables, Fla.
4/17	L	3-12	Stetson	Coral Gables, Fla.
4/30	L	2-10	Stetson	DeLand, Fla.
5/1	L	6-8	Stetson	DeLand, Fla.
5/2	L	0-7	Patrick AFB	Coral Gables, Fla.
5/2	W	9-6	Patrick AFB	Coral Gables, Fla.
5/3	W	3-2	Patrick AFB	Coral Gables, Fla.
5/7	W	4-2	Rollins	Coral Gables, Fla.
5/8	L	3-6	Rollins	Coral Gables, Fla.
5/10	W	15-8	OPA Locka Marines	-
5/11	W	8-1	OPA Locka Marines	-

1952 6-12 (.316)

3/11*	L	1-7	Brooklyn Dodgers "B"	-
3/22*	L	3-6	Coral Gables Sun Sox Vero Beach, Fla.	-
3/24*	L	2-11	Brooklyn Dodgers "B"	-
3/31	L	2-6	Parris Island Marines	-
4/1	L	1-6	Parris Island Marines	-
4/4	L	1-3	Florida State	Tallahassee, Fla.
4/5	L	0-7	Florida State	Tallahassee, Fla.
4/11	L	1-4	Florida	Coral Gables, Fla.
4/12	L	5-8	Florida	Coral Gables, Fla.
4/18	W	6-5	Stetson	Coral Gables, Fla.
4/19	L	4-5	Stetson	Coral Gables, Fla.
4/23	L	2-4	Stetson	DeLand, Fla.
4/24	L	4-6	Stetson	DeLand, Fla.
4/25	L	1-4	Rollins	Winter Park, Fla.
4/26	W	7-1	Rollins	Winter Park, Fla.
4/28	W	7-6	Rollins	Coral Gables, Fla.
4/29	L	1-2	Rollins	Coral Gables, Fla.
5/3	W	14-5	Patrick AFB	Coral Gables, Fla.
5/5	L	3-10	Florida	Gainesville, Fla.
5/6	T	13-13	Florida	Gainesville, Fla.
5/16	W	9-4	Tampa	Coral Gables, Fla.
5/17	W	13-6	Tampa	Coral Gables, Fla.

PERRY MOSS

1955

1955 15-7 (.682)

3/18	W	15-2	Patrick AFB	Coral Gables, Fla.
3/19	W	15-2	Patrick AFB	Coral Gables, Fla.
3/25	W	12-4	Pine Castle AFB	Orlando, Fla.
3/28	L	0-4	Florida	Gainesville, Fla.
3/29	W	4-3	Florida	Gainesville, Fla.
4/6	W	10-0	Pine Castle AFB	Coral Gables, Fla.
4/7	W	9-5	Pine Castle AFB	Coral Gables, Fla.
4/8	W	6-0	Stetson	Coral Gables, Fla.
4/15	L	3-4	Florida State	Coral Gables, Fla.
4/16	W	5-4	Florida State	Coral Gables, Fla.
4/18	W	3-1	Florida Southern	Lakeland, Fla.
4/19	W	6-0	Florida Southern	Lakeland, Fla.
4/20	L	8-20	Stetson	DeLand, Fla.
4/21	W	10-6	Stetson	DeLand, Fla.
4/22	L	2-11	Rollins	Winter Park, Fla.
4/23	L	5-12	Rollins	Winter Park, Fla.
4/24	W	8-0	Patrick AFB	Cocoa, Fla.
4/24	W	4-0	Patrick AFB	Cocoa, Fla.
4/29	W	5-4	Florida Southern	Coral Gables, Fla.
4/30	W	9-2	Florida Southern	Coral Gables, Fla.
5/6	L	3-8	Rollins	Coral Gables, Fla.
5/7	L	2-8	Rollins	Coral Gables, Fla.

1953 10-9-1 (.500)

3/1*	W	11-1	Maritime Academy	-
3/8*	L	0-6	Atlanta Crackers	-
3/16	W	13-1	Patrick AFB	Coral Gables, Fla.
3/17	L	7-11	Patrick AFB	Coral Gables, Fla.
3/20	W	7-3	Patrick AFB	Cocoa, Fla.
3/21	W	12-5	Patrick AFB	Cocoa, Fla.
3/23	W	9-8	Amherst	Coral Gables, Fla.
3/24	W	12-7	Amherst	Coral Gables, Fla.
3/27	W	9-5	Georgia-Atlanta	Coral Gables, Fla.
3/30	W	18-17	Stetson	Coral Gables, Fla.
3/31	L	0-6	Stetson	Coral Gables, Fla.
4/6	T	12-12	Parris Island Marines	-
4/7	L	3-8	Parris Island Marines	-
4/11	L	6-7	OPA Locka Marines	-
4/17	L	0-9	Rollins	Coral Gables, Fla.
4/18	W	9-8	Rollins	Coral Gables, Fla.
4/22	L	4-11	Stetson	DeLand, Fla.
4/23	W	12-0	Stetson	DeLand, Fla.
4/24	W	10-9	Rollins	Winter Park, Fla.
4/25	L	1-3	Rollins	Winter Park, Fla.
5/8	L	2-4	OPA Locka Marines	-
5/9	L	6-10	OPA Locka Marines (10)	-

JIMMIE FOXX

1956-57

1956 9-8 (.529)

3/27	L	6-9	Amherst	Coral Gables, Fla.
3/28	W	6-4	Amherst	Coral Gables, Fla.
3/29	L	14-16	Amherst	Coral Gables, Fla.
4/2	L	3-6	Florida	Coral Gables, Fla.
4/3	L	0-4	Florida	Coral Gables, Fla.
4/6	W	4-2	Florida Southern	Coral Gables, Fla.
4/7	W	12-5	Florida Southern	Coral Gables, Fla.
4/13	W	8-7	Stetson (12)	Coral Gables, Fla.
4/14	W	4-3	Stetson	Coral Gables, Fla.
4/16	L	1-6	Rollins	Coral Gables, Fla.
4/21	L	4-7	Rollins	Winter Park, Fla.
4/23	W	4-2	Florida Southern	Lakeland, Fla.
4/24	W	7-1	Florida Southern	Lakeland, Fla.
4/26	W	3-2	Stetson	DeLand, Fla.
4/26	W	2-0	Stetson	DeLand, Fla.
4/27	L	5-13	Florida State	Tallahassee, Fla.
4/28	L	0-2	Florida State	Tallahassee, Fla.

1954 10-11 (.476)

3/12	L	7-9	Florida	Coral Gables, Fla.
3/13	L	8-9	Florida	Coral Gables, Fla.
3/25	W	17-4	Amherst	Coral Gables, Fla.
3/26	W	7-6	Amherst	Coral Gables, Fla.
3/29	L	0-10	Parris Island Marines	-
3/30	L	2-7	Parris Island Marines	-
4/1	W	8-6	Florida Southern	Coral Gables, Fla.
4/2	W	11-2	Florida Southern	Coral Gables, Fla.

ALL-TIME RESULTS

1957

				11-12 (.478)
3/13	L	0-6	Stetson	DeLand, Fla.
3/14	W	5-4	Stetson	DeLand, Fla.
3/16	L	1-10	Florida	Gainesville, Fla.
3/16	L	5-9	Florida	Gainesville, Fla.
3/19	W	9-8	Yale	Coral Gables, Fla.
3/20	W	8-5	Yale	Coral Gables, Fla.
3/21	L	7-23	Yale	Coral Gables, Fla.
3/26	W	9-3	Amherst	Coral Gables, Fla.
3/27	L	5-10	Amherst	Coral Gables, Fla.
3/28	L	1-6	Amherst	Coral Gables, Fla.
4/5	W	10-7	Florida Southern	Coral Gables, Fla.
4/6	W	8-2	Florida Southern	Coral Gables, Fla.
4/12	L	4-6	Rollins	Coral Gables, Fla.
4/13	W	8-6	Rollins	Coral Gables, Fla.
4/16	L	3-15	Florida State	Tallahassee, Fla.
4/17	L	3-21	Florida State	Tallahassee, Fla.
4/19	W	11-1	Florida Southern	Lakeland, Fla.
4/20	L	2-6	Florida Southern	Lakeland, Fla.
4/30	L	3-15	Florida State	Coral Gables, Fla.
4/30	W	2-1	Florida State	Coral Gables, Fla.
5/3	W	7-6	Tampa	Coral Gables, Fla.
5/10	L	6-11	Stetson	Coral Gables, Fla.
5/11	W	9-7	Stetson	Coral Gables, Fla.

3/23	W	4-1	Yale	Coral Gables, Fla.
3/25	W	4-3	Georgia Tech	Coral Gables, Fla.
3/26	W	3-2	Yale	Coral Gables, Fla.
3/27	T	2-2	Georgia Tech	Coral Gables, Fla.
3/28	W	6-2	Yale	Coral Gables, Fla.
3/28	L	3-15	Georgia Tech	Coral Gables, Fla.
3/28	L	0-4	Georgia Tech	Coral Gables, Fla.
3/30	L	2-6	Yale (10)	Coral Gables, Fla.
3/30	L	3-4	Yale	Coral Gables, Fla.
3/31	W	11-9	Yale	Coral Gables, Fla.
4/1	W	9-8	Amherst	Coral Gables, Fla.
4/2	W	6-3	Amherst	Coral Gables, Fla.
4/10	L	2-3	Rollins	Coral Gables, Fla.
4/11	W	13-2	Rollins	Coral Gables, Fla.
4/20	L	3-5	Tampa	Tampa, Fla.
4/21	L	1-5	Tampa	Tampa, Fla.
4/22	W	6-5	Florida Southern	Lakeland, Fla.
4/24	L	0-4	Rollins	Winter Park, Fla.
4/25	W	12-7	Rollins	Winter Park, Fla.
5/1	W	4-2	Florida Southern	Coral Gables, Fla.
5/2	W	2-0	Florida Southern (10)	Coral Gables, Fla.
5/8	W	10-3	Stetson	Coral Gables, Fla.
5/9	W	10-0	Stetson (10)	Coral Gables, Fla.

WHITEY CAMPBELL 1958, 1960-62

1958

				16-11 (.593)
3/12	L	5-7	Stetson	DeLand, Fla.
3/14	L	4-5	Florida Southern (10)	Lakeland, Fla.
3/15	L	3-7	Florida Southern	Lakeland, Fla.
3/21	W	7-6	Georgia Tech	Coral Gables, Fla.
3/22	W	7-4	Georgia Tech	Coral Gables, Fla.
3/25	W	8-2	Amherst	Coral Gables, Fla.
3/26	W	8-4	Amherst	Coral Gables, Fla.
3/28	W	3-1	Florida	Coral Gables, Fla.
3/29	W	9-8	Florida (11)	Coral Gables, Fla.
4/1	W	6-5	Wesleyan (10)	Coral Gables, Fla.
4/2	L	5-21	Wesleyan	Coral Gables, Fla.
4/5	W	7-2	Florida Southern	Coral Gables, Fla.
4/5	W	4-3	Florida Southern	Coral Gables, Fla.
	L	4-5	Michigan (11)	Coral Gables, Fla.
4/11	W	13-3	Rollins	Winter Park, Fla.
4/16	L	3-4	Tampa	Tampa, Fla.
4/17	L	1-3	Tampa	Tampa, Fla.
4/18	L	0-18	Florida State	Tallahassee, Fla.
4/19	W	12-7	Florida State	Tallahassee, Fla.
4/25	W	5-2	Tampa Coral	Gables, Fla.
4/26	W	4-1	Tampa	Coral Gables, Fla.
5/2	W	6-5	Jacksonville	Coral Gables, Fla.
5/3	W	6-0	Jacksonville	Coral Gables, Fla.
5/5	L	2-9	Florida State	Coral Gables, Fla.
5/6	L	1-6	Florida State	Coral Gables, Fla.
5/9	W	3-0	Stetson	Coral Gables, Fla.
5/10	L	1-9	Stetson	Coral Gables, Fla.

WHITEY CAMPBELL 1958, 1960-62

1960

				19-7 (.731)
3/14	L	3-6	Florida State	Coral Gables, Fla.
3/15	L	6-10	Florida State	Coral Gables, Fla.
3/18	L	1-2	Rollins	Coral Gables, Fla.
3/19	W	7-1	Rollins	Coral Gables, Fla.
3/24	W	5-1	Georgia Tech	Coral Gables, Fla.
3/25	W	10-6	Army	Coral Gables, Fla.
3/26	W	4-2	Georgia Tech	Coral Gables, Fla.
3/27	W	11-9	Army	Coral Gables, Fla.
3/28	W	2-1	Furman	Coral Gables, Fla.
3/29	W	6-3	Furman	Coral Gables, Fla.
4/1	L	3-9	Florida	Coral Gables, Fla.
4/2	W	3-2	Florida	Coral Gables, Fla.
4/9	W	12-1	Florida Southern	Lakeland, Fla.
4/11	W	5-0	Stetson	DeLand, Fla.
4/12	L	3-6	Stetson	DeLand, Fla.
4/13	W	1-4	Rollins	Winter Park, Fla.
4/14	W	7-2	Rollins	Winter Park, Fla.
4/16	W	5-4	Jacksonville	Coral Gables, Fla.
4/16	W	7-5	Jacksonville	Coral Gables, Fla.
4/22	W	5-2	Tampa	Coral Gables, Fla.
4/30	W	21-0	Florida Southern	Coral Gables, Fla.
5/6	W	6-0	Stetson	Coral Gables, Fla.
5/7	W	8-1	Stetson	Coral Gables, Fla.
5/12	W	3-1	Tampa	Tampa, Fla.
5/13	L	3-16	Florida State	Tallahassee, Fla.
5/14	L	5-9	Florida State	Tallahassee, Fla.

1961

				17-9-3 (.586)
3/16	W	8-3	Rollins	Coral Gables, Fla.
3/17	W	5-4	Rollins	Coral Gables, Fla.
3/18	W	6-5	Ohio State	Coral Gables, Fla.
3/18	T	2-2	Ohio State	Coral Gables, Fla.
3/21	T	4-4	Ohio State (10)	Coral Gables, Fla.
3/22	L	4-6	Ohio State	Coral Gables, Fla.
3/23	W	10-3	Georgia Tech	Coral Gables, Fla.
3/24	W	10-3	Army	Coral Gables, Fla.

JACK HARDING 1940, 1959

1959

				15-10-1 (.577)
3/14	L	1-3	Jacksonville	Jacksonville, Fla.
3/14	W	9-2	Jacksonville	Jacksonville, Fla.
3/21	L	0-4	Ohio State	Coral Gables, Fla.

ALL-TIME RESULTS

3/25	T	5-5	Georgia Tech	Coral Gables, Fla.	4/5	W	4-3	Tampa	Coral Gables, Fla.
3/25	W	5-3	Army	Coral Gables, Fla.	4/6	W	7-5	Tampa	Coral Gables, Fla.
3/30	W	9-0	Wesleyan	Coral Gables, Fla.	4/6	L	2-3	Tampa	Coral Gables, Fla.
3/31	W	7-4	Wesleyan	Coral Gables, Fla.	4/12	W	9-0	Florida Southern	Coral Gables, Fla.
4/1	W	6-0	Wesleyan	Coral Gables, Fla.	4/13	L	6-8	Florida Southern	Coral Gables, Fla.
4/10	W	5-2	Tampa (12)	Tampa, Fla.	4/13	W	3-1	Florida Southern	Coral Gables, Fla.
4/10	W	4-2	Tampa	Tampa, Fla.	4/19	W	11-2	Stetson	Coral Gables, Fla.
4/11	L	3-5	Florida Southern	Lakeland, Fla.	4/20	W	1-0	Stetson	Coral Gables, Fla.
4/12	L	2-7	Rollins	Winter Park, Fla.	4/20	W	7-0	Stetson	Coral Gables, Fla.
4/13	L	3-4	Rollins (13)	Winter Park, Fla.	4/26	L	2-4	Rollins	Winter Park, Fla.
4/14	L	1-6	Stetson	DeLand, Fla.	4/27	L	1-3	Rollins	Winter Park, Fla.
4/15	L	5-6	Stetson	DeLand, Fla.	4/27	L	2-3	Rollins	Winter Park, Fla.
4/17	L	0-2	Florida State	Coral Gables, Fla.	5/10	W	8-4	Jacksonville (12)	Jacksonville, Fla.
4/18	L	6-14	Florida State	Coral Gables, Fla.	5/11	W	11-3	Jacksonville	Jacksonville, Fla.
4/22	W	7-2	Florida Southern	Coral Gables, Fla.	5/11	W	7-3	Jacksonville	Jacksonville, Fla.
4/24	L	4-10	Florida	Gainesville, Fla.	5/13	W	4-0	Florida	Gainesville, Fla.
4/25	W	19-9	Florida	Gainesville, Fla.	5/14	L	0-11	Florida	Gainesville, Fla.
4/26	W	14-4	Jacksonville	Jacksonville, Fla.					
4/26	W	2-0	Jacksonville	Jacksonville, Fla.					
5/5	W	3-2	Stetson	Coral Gables, Fla.					
5/6	W	4-1	Stetson	Coral Gables, Fla.					

1962

3/9	W	14-10	Florida	Coral Gables, Fla.
3/10	L	7-12	Florida	Coral Gables, Fla.
3/19	W	4-1	Ohio State	Coral Gables, Fla.
3/20	L	8-12	Ohio State	Coral Gables, Fla.
3/21	W	7-3	Ohio State	Coral Gables, Fla.
3/22	W	17-7	Army	Coral Gables, Fla.
3/23	W	6-2	Army	Coral Gables, Fla.
3/24	W	5-2	Army	Coral Gables, Fla.
3/29	L	5-8	Wesleyan	Coral Gables, Fla.
3/30	W	7-0	Wesleyan	Coral Gables, Fla.
3/31	L	3-6	Wesleyan	Coral Gables, Fla.
4/6	L	4-9	Florida Southern	Lakeland, Fla.
4/13	W	14-7	Stetson	DeLand, Fla.
4/13	W	12-8	Stetson	DeLand, Fla.
4/14	W	7-2	Stetson	DeLand, Fla.
4/16	W	6-4	Florida State	Tallahassee, Fla.
4/17	L	8-9	Florida State (10)	Tallahassee, Fla.
4/20	L	3-7	Rollins	Coral Gables, Fla.
4/21	W	1-0	Rollins	Coral Gables, Fla.
4/21	L	0-2	Rollins	Coral Gables, Fla.
4/27	W	11-2	Jacksonville	Coral Gables, Fla.
4/28	L	1-8	Jacksonville	Coral Gables, Fla.
4/28	W	7-2	Jacksonville	Coral Gables, Fla.
5/1	W	8-7	Tampa (12)	Tampa, Fla.
5/2	W	7-6	Tampa	Tampa, Fla.
5/2	W	5-0	Tampa	Tampa, Fla.

17-9 (.654)

1964

3/13	W	3-1	Florida	Miami, Fla.
3/14	W	2-1	Florida	Coral Gables, Fla.
3/14	L	7-13	Florida	Coral Gables, Fla.
3/19	W	2-0	Army	Coral Gables, Fla.
3/20	W	3-1	Army	Coral Gables, Fla.
3/21	W	9-4	Army	Coral Gables, Fla.
3/23	L	7-10	Ohio State	Coral Gables, Fla.
3/24	L	4-8	Ohio State	Coral Gables, Fla.
3/25	L	1-3	Ohio State	Coral Gables, Fla.
3/26	W	10-2	Wesleyan	Coral Gables, Fla.
3/27	W	2-1	Wesleyan (10)	Coral Gables, Fla.
3/28	L	4-6	Wesleyan	Coral Gables, Fla.
3/28	L	2-4	Ohio State	Coral Gables, Fla.
3/30	W	5-4	Wesleyan	Coral Gables, Fla.
3/30	T	4-4	Wesleyan	Coral Gables, Fla.
4/3	W	7-5	Jacksonville	Coral Gables, Fla.
4/4	W	5-1	Jacksonville	Coral Gables, Fla.
4/4	W	8-3	Jacksonville	Coral Gables, Fla.
4/10	W	10-0	Tampa	Tampa, Fla.
4/11	W	9-6	Tampa	Tampa, Fla.
4/11	W	5-4	Tampa	Tampa, Fla.
4/17	W	2-1	Florida Southern	Lakeland, Fla.
4/18	L	0-3	Florida Southern	Lakeland, Fla.
4/18	W	4-1	Florida Southern	Lakeland, Fla.
4/24	W	12-4	Stetson	DeLand, Fla.
4/25	W	4-1	Stetson	DeLand, Fla.
4/25	W	13-4	Stetson	DeLand, Fla.
5/1	L	8-9	Rollins	Coral Gables, Fla.
5/2	W	3-1	Rollins	Coral Gables, Fla.
5/2	L	1-12	Rollins	Coral Gables, Fla.

20-9-1 (.667)

RON FRASER

1963-1992

1963

3/16	L	3-4	Ohio State (11)	Coral Gables, Fla.
3/21	W	3-1	Army	Coral Gables, Fla.
3/22	W	3-1	Army	Coral Gables, Fla.
3/23	W	6-0	Army	Coral Gables, Fla.
3/25	L	1-6	Wesleyan	Coral Gables, Fla.
3/26	W	8-5	Wesleyan	Coral Gables, Fla.
3/27	W	6-5	Wesleyan (10)	Coral Gables, Fla.
3/28	W	6-4	Wesleyan	Coral Gables, Fla.
4/1	L	1-2	Florida State	Coral Gables, Fla.
4/2	W	4-1	Florida State	Coral Gables, Fla.

18-9 (.665)

1965

3/12	L	4-7	Florida State	Coral Gables, Fla.
3/13	L	4-9	Florida State	Coral Gables, Fla.
3/13	T	9-9	Florida State	Coral Gables, Fla.
3/22	L	1-2	Michigan State	Coral Gables, Fla.
3/23	W	2-1	Michigan State	Coral Gables, Fla.
3/24	L	2-13	Michigan State	Coral Gables, Fla.
3/25	W	7-3	Army	Coral Gables, Fla.
3/26	L	0-2	Florida	Coral Gables, Fla.
3/27	W	13-2	Army	Coral Gables, Fla.
3/29	W	6-5	Wesleyan	Coral Gables, Fla.
3/30	W	6-4	Wesleyan	Coral Gables, Fla.
3/31	W	6-3	Wesleyan	Coral Gables, Fla.
4/1	W	6-5	Furman	Coral Gables, Fla.

23-12-1 (.639)

ALL-TIME RESULTS

4/2	W	14-2	Furman	Coral Gables, Fla.
4/3	W	7-3	Furman	Coral Gables, Fla.
4/9	L	2-7	Rollins	Winter Park, Fla.
4/10	L	2-3	Rollins	Winter Park, Fla.
4/10	W	6-3	Rollins	Winter Park, Fla.
4/12	W	5-1	Georgia Tech	Atlanta, Ga.
4/13	W	2-1	Georgia Tech	Atlanta, Ga.
4/14	L	3-6	Georgia	Athens, Ga.
4/16	W	9-4	Jacksonville	Jacksonville, Fla.
4/17	W	5-0	Jacksonville	Jacksonville, Fla.
4/17	W	3-2	Jacksonville	Jacksonville, Fla.
4/23	W	2-1	Florida	Gainesville, Fla.
4/24	L	3-7	Florida	Gainesville, Fla.
4/24	W	3-0	Florida	Gainesville, Fla.
4/26	W	3-2	Tampa	Coral Gables, Fla.
4/26	W	4-2	Tampa	Coral Gables, Fla.
4/27	W	5-1	Tampa	Coral Gables, Fla.
4/30	L	2-3	Florida Southern	Coral Gables, Fla.
5/1	L	0-5	Florida Southern	Coral Gables, Fla.
5/1	W	9-1	Florida Southern	Coral Gables, Fla.
5/7	W	15-1	Stetson	Coral Gables, Fla.
5/8	W	3-2	Stetson	Coral Gables, Fla.
5/8	L	6-8	Stetson	Coral Gables, Fla.

1967

3/3	L	4-9	Florida State	Coral Gables, Fla.
3/4	L	5-6	Florida State	Coral Gables, Fla.
3/11	W	6-3	Florida Southern	Coral Gables, Fla.
3/11	L	7-13	Florida Southern	Coral Gables, Fla.
3/18	W	3-2	Rutgers	Coral Gables, Fla.
3/18	W	2-1	Rutgers	Coral Gables, Fla.
3/20	L	3-11	Michigan State	Coral Gables, Fla.
3/21	L	2-6	Rutgers	Coral Gables, Fla.
3/22	W	5-1	Michigan State	Coral Gables, Fla.
3/23	W	5-4	Army	Coral Gables, Fla.
3/24	T	1-1	Army	Coral Gables, Fla.
3/25	W	2-1	Michigan State	Coral Gables, Fla.
3/26*	W	11-0	Italian Olympic	Coral Gables, Fla.
3/27	W	12-1	Furman	Coral Gables, Fla.
3/28	W	6-2	Furman	Coral Gables, Fla.
3/28	W	7-4	Furman	Coral Gables, Fla.
3/29	W	3-0	Duke	Coral Gables, Fla.
3/30	W	1-0	Wesleyan	Coral Gables, Fla.
3/31	W	4-2	Wesleyan	Coral Gables, Fla.
4/1	W	8-4	Duke	Coral Gables, Fla.
4/1	W		Michigan State	Coral Gables, Fla.
4/8	L	1-8	Florida	Gainesville, Fla.
4/8	W	5-4	Florida	Gainesville, Fla.
4/17	L	3-4	Georgia Southern (10)	Statesboro, Ga.
4/18	L	2-3	Georgia Southern	Statesboro, Ga.
4/19	W	5-2	Mercer (14)	Macon, Ga.
4/21	L	2-6	Georgia Tech	Atlanta, Ga.
4/22	L	1-2	Georgia Tech	Atlanta, Ga.
4/22	L	2-4	Georgia Tech	Atlanta, Ga.
4/25	W	11-0	USF	Coral Gables, Fla.
4/26	L	8-9	USF	Coral Gables, Fla.
5/1	W	5-0	Tampa	Coral Gables, Fla.
5/2	W	10-0	Tampa	Coral Gables, Fla.
5/5	L	5-6	Rollins	Winter Park, Fla.
5/6	L	5-10	Rollins	Winter Park, Fla.
5/8	W	9-0	Stetson	DeLand, Fla.
5/9	W	10-5	Stetson	DeLand, Fla.
5/12	W	8-1	Florida	Coral Gables, Fla.
5/13	L	10-11	Florida	Coral Gables, Fla.

23-15-1 (.590)

1966

3/4	W	10-5	Florida	Coral Gables, Fla.
3/5	L	3-4	Florida	Coral Gables, Fla.
3/5	L	5-6	Florida	Coral Gables, Fla.
3/14	W	10-4	Florida Southern	Lakeland, Fla.
3/14	L	0-2	Florida Southern	Lakeland, Fla.
3/19	L	3-10	Ohio State	Coral Gables, Fla.
3/19	W	7-6	Ohio State	Coral Gables, Fla.
3/21	W	12-0	New York U.	Coral Gables, Fla.
3/22	W	16-2	New York U.	Coral Gables, Fla.
3/23	W	6-2	Michigan State	Coral Gables, Fla.
3/24	T	6-6	Michigan State	Coral Gables, Fla.
3/25	L	1-3	Army	Coral Gables, Fla.
3/26	L	0-5	Ohio State	Coral Gables, Fla.
3/26	W	7-3	Army	Coral Gables, Fla.
3/28	L	1-3	Duke (10)	Coral Gables, Fla.
3/29	L	4-5	Duke	Coral Gables, Fla.
3/31	W	3-2	Wesleyan	Coral Gables, Fla.
4/1	W	5-4	Wesleyan	Coral Gables, Fla.
4/2	W	3-0	Wesleyan	Coral Gables, Fla.
4/2	L	1-2	La Salle	Coral Gables, Fla.
4/4	W	4-3	La Salle	Coral Gables, Fla.
4/8	W	6-1	Florida State	Tallahassee, Fla.
4/9	L	2-10	Florida State	Tallahassee, Fla.
4/11	L	1-7	Auburn	Auburn, Ala.
4/12	L	3-8	Auburn	Auburn, Ala.
4/13	L	4-6	Furman	Tallahassee, Fla.
4/15	L	2-7	Georgia Southern	Statesboro, Ga.
4/16	L	0-5	Georgia Southern	Statesboro, Ga.
4/20	L	6-9	Jacksonville (14)	Coral Gables, Fla.
4/21	W	2-1	Jacksonville	Coral Gables, Fla.
4/22	W	7-5	Florida (11)	Gainesville, Fla.
4/23	L	1-3	Florida	Gainesville, Fla.
5/2	W	1-0	Tampa	Coral Gables, Fla.
5/3	W	5-2	Tampa	Coral Gables, Fla.
5/6	W	7-0	Rollins	Coral Gables, Fla.
5/7	W	3-2	Rollins	Coral Gables, Fla.
5/13	W	4-1	Georgia Tech	Atlanta, Ga.
5/14	L	3-5	Georgia Tech	Atlanta, Ga.

19-18-1 (.500)

1968

3/1	W	2-1	Florida	Coral Gables, Fla.
3/2	W	1-0	Florida	Coral Gables, Fla.
3/5	W	9-0	Biscayne (F)	Miami, Fla.
3/9	W	6-5	Florida A&M	Coral Gables, Fla.
3/9	W	7-2	Florida A&M	Coral Gables, Fla.
3/12	W	9-0	Biscayne (F)	Coral Gables, Fla.
3/16	L	2-6	Florida Southern	Lakeland, Fla.
3/16	L	2-3	Florida Southern	Lakeland, Fla.
3/18	L	2-4	Rutgers	Coral Gables, Fla.
3/19	W	5-1	Michigan State	Coral Gables, Fla.
3/20	L	1-3	Ohio State	Coral Gables, Fla.
3/21	L	4-6	Army	Coral Gables, Fla.
3/22	L	1-3	Ohio State	Coral Gables, Fla.
3/23	W	7-4	Michigan State	Coral Gables, Fla.
3/24	W	1-0	Army	Coral Gables, Fla.
3/25	W	3-1	Western Michigan	Coral Gables, Fla.
3/26	W	4-3	Michigan State	Coral Gables, Fla.
3/27	W	5-1	Western Michigan	Coral Gables, Fla.
3/28	T	6-6	Western Michigan	Coral Gables, Fla.
3/29	W	5-1	Wesleyan	Coral Gables, Fla.
3/30	W	2-1	Michigan State	Coral Gables, Fla.
4/5	W	8-1	St. Leo	Coral Gables, Fla.

27-11-1 (.692)



ALL-TIME RESULTS

4/6	W	1-0	St. Leo	Coral Gables, Fla.
4/6	W	11-0	St. Leo	Coral Gables, Fla.
4/12	W	5-4	Florida	Gainesville, Fla.
4/13	W	9-5	Florida	Gainesville, Fla.
4/15	L	5-7	Auburn	Auburn, Ala.
4/16	L	1-6	Auburn	Auburn, Ala.
4/17	W	3-0	Florida A&M	Tallahassee, Fla.
4/19	L	1-4	Florida State	Tallahassee, Fla.
4/20	L	6-7	Florida State	Tallahassee, Fla.
4/24	W	9-0	Biscayne (F)	Coral Gables, Fla.
4/27	W	7-3	USF	Coral Gables, Fla.
4/27	L	1-12	USF	Coral Gables, Fla.
5/3	W	6-5	Rollins	Coral Gables, Fla.
5/4	W	4-0	Rollins	Coral Gables, Fla.
5/6	W	8-3	Tampa	Coral Gables, Fla.
5/7	W	1-0	Tampa	Coral Gables, Fla.
5/10	W	2-1	Stetson	Coral Gables, Fla.

1970

3/1	W	3-1	U of Honduras	Coral Gables, Fla.
3/2	W	3-2	U of Honduras	Coral Gables, Fla.
3/3	W	13-2	U of Honduras	Coral Gables, Fla.
3/6	W	5-0	Florida	Coral Gables, Fla.
3/7	W	5-4	Florida	Coral Gables, Fla.
3/10	W	5-2	Biscayne	Coral Gables, Fla.
3/13	W	1-0	Tampa	Coral Gables, Fla.
3/14	W	2-1	Tampa	Coral Gables, Fla.
3/19	W	8-5	Army	Coral Gables, Fla.
3/20	W	7-5	Army	Coral Gables, Fla.
3/21	L	1-10	Florida State	Tallahassee, Fla.
3/22	L	3-8	Florida State	Tallahassee, Fla.
3/23	W	5-4	Penn State	Coral Gables, Fla.
3/24	W	2-0	Rutgers	Coral Gables, Fla.
3/25	L	5-12	Ohio State	Coral Gables, Fla.
3/26	L	1-3	Michigan State	Coral Gables, Fla.
3/27	W	2-1	Connecticut	Coral Gables, Fla.
3/28	W	4-0	Connecticut	Coral Gables, Fla.
3/30	W	7-3	Notre Dame (7)	Coral Gables, Fla.
3/30	W	6-2	Notre Dame (7)	Coral Gables, Fla.
3/31	W	11-8	Colgate	Coral Gables, Fla.
4/1	T	6-6	Michigan State (10)	Coral Gables, Fla.
4/2	W	9-1	Colgate	Coral Gables, Fla.
4/3	L	6-11	Michigan State	Coral Gables, Fla.
4/4	L	3-5	Michigan State	Coral Gables, Fla.
4/6	W	2-0	USF	Coral Gables, Fla.
4/7	W	11-2	USF	Coral Gables, Fla.
4/10	W	8-7	Florida Southern (10)	Lakeland, Fla.
4/11	L	2-3	Florida Southern	Lakeland, Fla.
4/14	W	2-1	Biscayne	Coral Gables, Fla.
4/17	W	3-2	Stetson	Coral Gables, Fla.
4/18	W	3-2	Stetson	Coral Gables, Fla.
4/19	L	7-9	Tulane (7)	Coral Gables, Fla.
4/19	W	1-0	Tulane (7)	Coral Gables, Fla.
4/20	W	6-2	Tulane	Coral Gables, Fla.
4/27	L	6-7	Florida (13)	Gainesville, Fla.
4/28	L	3-9	Florida	Gainesville, Fla.
5/1	L	0-2	Rollins	Coral Gables, Fla.
5/2	L	2-8	Rollins	Coral Gables, Fla.
5/5	W	9-1	Biscayne	Coral Gables, Fla.
5/8	L	4-11	Florida State	Tallahassee, Fla.
5/9	L	2-6	Florida State	Tallahassee, Fla.
5/11	W	8-7	Florida A&M	Tallahassee, Fla.
5/11	L	2-3	Florida A&M	Tallahassee, Fla.

28-15-1 (.636)

1969

2/28	W	8-7	Florida (12)	Coral Gables, Fla.
3/1	W	5-3	Florida	Coral Gables, Fla.
3/7	L	2-6	Florida State	Coral Gables, Fla.
3/8	L	0-5	Florida State	Coral Gables, Fla.
3/10	L	2-5	Florida Southern	Coral Gables, Fla.
3/11	W	15-5	Florida Southern	Coral Gables, Fla.
3/17	W	11-0	Michigan State	Coral Gables, Fla.
3/18	W	8-7	Michigan State	Coral Gables, Fla.
3/19	W	11-6	Cincinnati	Coral Gables, Fla.
3/20	L	0-4	Army	Coral Gables, Fla.
3/21	W	8-5	Cincinnati	Coral Gables, Fla.
3/22	W	3-0	Michigan State	Coral Gables, Fla.
3/23	W	4-2	Army (7)	Coral Gables, Fla.
3/24	W	20-0	Cincinnati	Coral Gables, Fla.
3/25	W	8-2	Pittsburgh	Coral Gables, Fla.
3/26	W	8-2	Pittsburgh	Coral Gables, Fla.
3/28	L	3-4	Michigan State (11)	Coral Gables, Fla.
3/29	W	7-1	Florida A&M	Coral Gables, Fla.
3/30	W	3-1	Pittsburgh	Coral Gables, Fla.
4/1	W	5-1	Colgate	Coral Gables, Fla.
4/2	L	5-7	Colgate	Coral Gables, Fla.
4/3	W	4-3	Colgate (10)	Coral Gables, Fla.
4/4	W	3-1	William & Mary	Coral Gables, Fla.
4/5	W	11-5	William & Mary	Coral Gables, Fla.
4/7	W	11-4	Pace	Coral Gables, Fla.
4/9	L	10-11	St. Leo	Dade City, Fla.
4/11	W	11-4	Pace	Coral Gables, Fla.
4/12	W	3-1	Pace	Coral Gables, Fla.
4/16	W	9-1	Biscayne	Coral Gables, Fla.
4/18	W	9-5	USF (10)	Tampa, Fla.
4/19	W	15-7	USF	Tampa, Fla.
4/23	W	10-0	Biscayne	Miami, Fla.
4/25	W	4-3	Florida	Gainesville, Fla.
4/26	L	3-7	Florida	Gainesville, Fla.
4/28	W	14-9	Stetson	DeLand, Fla.
4/29	L	5-6	Stetson (10)	DeLand, Fla.
5/2	W	5-0	Rollins (7)	Winter Park, Fla.
5/3	L	1-3	Rollins (7)	Winter Park, Fla.
5/6	L	4-7	Biscayne	Coral Gables, Fla.
5/7	W	3-0	Biscayne	Miami, Fla.
5/9	W	13-0	Tampa	Coral Gables, Fla.
5/10	W	1-0	Tampa (11)	Coral Gables, Fla.

31-11 (.738)

1971

3/5	W	2-0	Florida	Coral Gables, Fla.
3/6	W	7-5	Florida	Coral Gables, Fla.
3/8	W	8-0	Union	Coral Gables, Fla.
3/8	W	5-0	Union	Coral Gables, Fla.
3/9	W	4-1	Union	Coral Gables, Fla.
3/15	W	5-1	Florida Southern	Coral Gables, Fla.
3/16	L	5-8	Florida Southern	Coral Gables, Fla.
3/17	W	5-1	Delaware	Coral Gables, Fla.
3/18	W	6-5	Delaware	Coral Gables, Fla.
3/20	L	4-5	Florida State (10)	Coral Gables, Fla.
3/21	W	5-4	Florida State (10)	Coral Gables, Fla.
3/22	L	2-10	Michigan State	Coral Gables, Fla.
3/23	W	7-6	Ohio State	Coral Gables, Fla.
3/24	W	11-5	Rutgers	Coral Gables, Fla.
3/25	W	14-8	Rutgers	Coral Gables, Fla.
3/26	W	12-2	Ohio State	Coral Gables, Fla.

35-11 (.761)

NCAA TOURNAMENT

ALL-TIME RESULTS

3/27	L	0-4	Michigan State	Coral Gables, Fla.	4/15	L	1-5	USF	Coral Gables, Fla.
3/29	W	10-1	Penn State	Coral Gables, Fla.	4/17	W	10-6	Florida	Gainesville, Fla.
3/30	W	9-3	Cornell	Coral Gables, Fla.	4/18	L	3-6	Florida	Gainesville, Fla.
3/31	L	0-6	Michigan State	Coral Gables, Fla.	4/21	W	3-2	Tampa	Coral Gables, Fla.
4/1	W	6-5	Penn State	Coral Gables, Fla.	4/22	W	3-2	Tampa	Coral Gables, Fla.
4/1	W	4-2	Michigan State	Coral Gables, Fla.	4/26	W	11-1	Biscayne	Miami, Fla.
4/2	W	6-3	Cornell	Coral Gables, Fla.	4/28	L	0-1	Florida Southern	Lakeland, Fla.
4/8	W	1-0	Florida A&M	Tallahassee, Fla.	4/29	L	4-5	Florida Southern	Lakeland, Fla.
4/9	L	5-7	Florida State	Tallahassee, Fla.	5/2	W	9-0	Biscayne	Coral Gables, Fla.
4/10	W	7-4	Florida State	Tallahassee, Fla.	5/5	W	2-1	Stetson	Coral Gables, Fla.
4/14	W	6-2	Biscayne	Coral Gables, Fla.	5/6	W	7-0	Stetson	Coral Gables, Fla.
4/16	W	9-1	Pace	Coral Gables, Fla.	5/10	W	5-4	Florida State	Tallahassee, Fla.
4/17	W	4-0	Tulane	Coral Gables, Fla.	5/11	W	4-3	Florida State	Tallahassee, Fla.
4/17	L	3-4	Tulane	Coral Gables, Fla.	5/11	L	3-4	Florida State (10)	Tallahassee, Fla.
4/18	W	7-5	Tulane	Coral Gables, Fla.	5/12	W	15-0	Florida A&M	Tallahassee, Fla.
4/21	W	21-4	Biscayne (8)	Miami, Fla.	5/13	W	7-1	Florida A&M	Tallahassee, Fla.
4/23	W	6-3	USF	Tampa, Fla.					
4/24	W	4-1	USF	Tampa, Fla.					
4/26	W	13-5	Florida	Gainesville, Fla.					
4/27	W	1-0	Florida (12)	Gainesville, Fla.					
4/30	W	13-0	Tampa (7)	Coral Gables, Fla.					
5/1	W	11-8	Tampa	Coral Gables, Fla.					
5/5	W	7-0	Biscayne	Coral Gables, Fla.					
5/7	W	8-7	Rollins	Winter Park, Fla.					
5/8	L	0-5	Rollins	Winter Park, Fla.					
5/10	L	0-2	Stetson	DeLand, Fla.					
5/11	W	4-3	Stetson	DeLand, Fla.					
5/27+	W	4-3	Georgia Tech	Gastonia, N.C.					
5/28+	L	3-7	Mississippi State	Gastonia, N.C.					
5/29+	L	3-5	Georgia Tech	Gastonia, N.C.					

1973

42-17 (.712)

NCAA TOURNAMENT

2/16	W	5-1	Florida State	Coral Gables, Fla.
2/23	W	4-3	Jacksonville (14)	Coral Gables, Fla.
2/24	W	9-8	Jacksonville	Coral Gables, Fla.
3/2	W	7-0	Florida	Coral Gables, Fla.
3/3	W	11-1	Florida	Coral Gables, Fla.
3/6	W	9-2	St. Joseph's	Coral Gables, Fla.
3/7	W	4-3	St. Joseph's	Coral Gables, Fla.
3/9	W	7-0	Stetson	DeLand, Fla.
3/10	W	4-0	Stetson	DeLand, Fla.
3/10	L	2-4	Stetson	DeLand, Fla.
3/13	W	11-7	Middle Tennessee	Coral Gables, Fla.
3/14	L	1-3	FIU	Coral Gables, Fla.
3/15	W	8-0	Middle Tennessee	Coral Gables, Fla.
3/16	W	6-3	Middle Tennessee	Coral Gables, Fla.
3/17	W	13-12	Southern Illinois	Coral Gables, Fla.
3/18	W	12-1	Southern Illinois	Coral Gables, Fla.
3/19	W	6-5	Ohio State	Coral Gables, Fla.
3/20	L	3-4	Cornell	Coral Gables, Fla.
3/20	L	3-6	Cornell	Coral Gables, Fla.
3/21	W	15-2	Michigan State	Coral Gables, Fla.
3/22	W	8-1	Michigan State	Coral Gables, Fla.
3/23	W	10-4	Ohio State	Coral Gables, Fla.
3/24	L	6-7	Florida State	Coral Gables, Fla.
3/25	L	2-8	Florida State	Coral Gables, Fla.
3/26	W	10-0	Army	Coral Gables, Fla.
3/27	W	17-1	Northern Iowa	Coral Gables, Fla.
3/28	L	1-2	Michigan State	Coral Gables, Fla.
3/29	W	11-4	Army	Coral Gables, Fla.
3/30	W	6-4	Northern Iowa	Coral Gables, Fla.
3/31	L	6-13	Michigan State	Coral Gables, Fla.
4/4	W	14-2	FIU	Coral Gables, Fla.
4/5	W	4-3	Biscayne	Coral Gables, Fla.
4/7	W	19-2	Florida Tech	Melbourne, Fla.
4/9	L	6-7	Florida	Gainesville, Fla.
4/10	L	4-5	Florida	Gainesville, Fla.
4/11	W	10-1	FIU	Coral Gables, Fla.
4/13	W	4-2	Florida Southern	Coral Gables, Fla.
4/14	L	0-5	Florida Southern	Coral Gables, Fla.
4/19	W	10-1	Florida State	Tallahassee, Fla.
4/20	L	1-4	Florida State	Tallahassee, Fla.
4/21	L	0-4	Florida A&M	Tallahassee, Fla.
4/21	L	2-3	Florida A&M	Tallahassee, Fla.
4/23	W	5-3	FIU	Coral Gables, Fla.
4/25	W	26-3	Biscayne	Coral Gables, Fla.
4/27	W	3-2	Tampa	Coral Gables, Fla.

1972

32-17 (.653)

2/25	L	5-8	Jacksonville	Coral Gables, Fla.
2/26	W	8-3	Jacksonville	Coral Gables, Fla.
3/3	W	18-6	Florida	Coral Gables, Fla.
3/4	L	3-6	Florida	Coral Gables, Fla.
3/8	W	7-2	Biscayne	Coral Gables, Fla.
3/10	L	3-6	St. Joseph's	Coral Gables, Fla.
3/11	W	7-1	St. Joseph's	Coral Gables, Fla.
3/11	W	4-3	St. Joseph's	Coral Gables, Fla.
3/12	W	5-2	St. Joseph's	Coral Gables, Fla.
3/17	L	4-10	New Hampshire	Coral Gables, Fla.
3/18	W	9-3	New Hampshire	Coral Gables, Fla.
3/19	L	4-7	Florida State	Coral Gables, Fla.
3/21	W	13-3	Ohio State	Coral Gables, Fla.
3/22	W	6-5	Michigan State (10)	Coral Gables, Fla.
3/23	W	6-0	Southern Illinois	Coral Gables, Fla.
3/24	L	4-7	Ohio State	Coral Gables, Fla.
3/25	W	3-2	Michigan State (10)	Coral Gables, Fla.
3/26	L	1-7	Southern Illinois	Coral Gables, Fla.
3/27	W	3-1	Bernard Baruch	Coral Gables, Fla.
3/28	W	9-0	Lafayette	Coral Gables, Fla.
3/29	L	1-6	Michigan State	Coral Gables, Fla.
3/30	W	5-4	Bernard Baruch	Coral Gables, Fla.
3/31	W	9-0	Lafayette (F)	Coral Gables, Fla.
4/1	W	6-0	Michigan State	Coral Gables, Fla.
4/3	W	5-4	Rollins (10)	Coral Gables, Fla.
4/3	L	3-10	Rollins	Coral Gables, Fla.
4/5	W	3-0	LSU	New Orleans, La.
4/5	W	12-3	Bradley	New Orleans, La.
4/6	L	3-4	Loyola (MD) (11)	New Orleans, La.
4/7	W	8-3	Loyola (MD)	New Orleans, La.
4/8	L	6-7	Tulane	New Orleans, La.
4/9	L	1-3	Tulane	New Orleans, La.
4/14	W	22-4	South Florida	Coral Gables, Fla.



ALL-TIME RESULTS

4/28	W	20-1	Tampa	Coral Gables, Fla.	5/3	W	20-2	USF	Tampa, Fla.
5/1	W	17-0	Biscayne	Coral Gables, Fla.	5/4	W	9-7	USF	Tampa, Fla.
5/2	W	16-2	Biscayne	Coral Gables, Fla.	5/7	W	18-1	Biscayne	Miami, Fla.
5/4	L	3-4	Jacksonville	Jacksonville, Fla.	5/10	L	7-9	Stetson	Coral Gables, Fla.
5/5	W	15-3	Jacksonville	Jacksonville, Fla.	5/11	W	4-3	Stetson	Coral Gables, Fla.
5/7	W	6-4	Rollins	Winter Park, Fla.	5/23+	W	2-1	Georgia Southern	Starkville, Miss.
5/8	W	6-2	Rollins	Winter Park, Fla.	5/24+	W	7-1	Vanderbilt	Starkville, Miss.
5/11	W	6-0	Florida Tech	Coral Gables, Fla.	5/25+	W	5-0	South Carolina	Starkville, Miss.
5/12	W	10-1	Florida Tech	Coral Gables, Fla.	5/26+	L	1-3	South Carolina	Starkville, Miss.
5/24+	W	5-3	South Alabama	Starkville, Miss.	5/27+	W	2-1	South Carolina	Starkville, Miss.
5/25+	L	0-1	Georgia Southern	Starkville, Miss.	6/7#	W	4-1	Harvard	Omaha, Neb.
5/27+	W	13-6	Appalachian State	Starkville, Miss.	6/10#	W	5-1	Oklahoma	Omaha, Neb.
5/28+	W	6-5	Vanderbilt	Starkville, Miss.	6/12#	W	7-3	USC	Omaha, Neb.
5/29+	L	1-4	Georgia Southern	Starkville, Miss.	6/13#	L	3-4	Southern Illinois	Omaha, Neb.
					6/15#	L	3-7	USC	Omaha, Neb.

1974

51-11 (.823)

COLLEGE WORLD SERIES

2/22	W	3-2	Jacksonville	Coral Gables, Fla.
2/23	W	9-8	Jacksonville	Coral Gables, Fla.
2/27	W	12-0	Biscayne	Coral Gables, Fla.
3/1	W	4-3	Florida (10)	Coral Gables, Fla.
3/2	L	6-9	Florida (12)	Coral Gables, Fla.
3/3	W	3-0	Florida Tech	Coral Gables, Fla.
3/3	L	1-7	Florida Tech	Coral Gables, Fla.
3/5	W	9-2	St. Joseph's	Coral Gables, Fla.
3/6	W	5-2	St. Joseph's	Coral Gables, Fla.
3/8	L	0-1	Florida Southern (10)	Lakeland, Fla.
3/9	W	3-2	Florida Southern	Lakeland, Fla.
3/11	W	7-4	Indiana	Coral Gables, Fla.
3/12	W	4-2	Indiana	Coral Gables, Fla.
3/12	W	7-6	Indiana	Coral Gables, Fla.
3/13	W	9-3	Memphis	Coral Gables, Fla.
3/14	W	5-2	Memphis	Coral Gables, Fla.
3/16	W	3-2	Florida State	Coral Gables, Fla.
3/17	W	4-3	Florida State	Coral Gables, Fla.
3/18	W	4-3	Seton Hall (10)	Coral Gables, Fla.
3/19	W	16-1	Ohio State	Coral Gables, Fla.
3/20	W	5-2	Buffalo	Coral Gables, Fla.
3/20	W	6-2	Seton Hall	Coral Gables, Fla.
3/22	W	16-1	Buffalo	Coral Gables, Fla.
3/22	W	5-0	Ohio State	Coral Gables, Fla.
3/23	W	4-1	Michigan State	Coral Gables, Fla.
3/25	W	12-3	Montclair State	Coral Gables, Fla.
3/26	W	6-1	Southern Illinois	Coral Gables, Fla.
3/27	W	10-3	Michigan State	Coral Gables, Fla.
3/28	W	12-3	Montclair State	Coral Gables, Fla.
3/29	W	6-1	Southern Illinois	Coral Gables, Fla.
3/30	W	13-3	Michigan State	Coral Gables, Fla.
4/3	W	9-4	FIU	Coral Gables, Fla.
4/4	W	5-1	FIU	Coral Gables, Fla.
4/8	W	4-0	Florida	Gainesville, Fla.
4/9	W	6-5	Florida	Gainesville, Fla.
4/12	W	9-6	Rollins	Coral Gables, Fla.
4/13	L	4-8	Rollins	Coral Gables, Fla.
4/18	L	1-2	Florida State	Tallahassee, Fla.
4/18	L	4-7	Florida State	Tallahassee, Fla.
4/20	W	17-3	Florida State	Tallahassee, Fla.
4/21	W	4-2	Florida A&M	Tallahassee, Fla.
4/21	L	5-8	Florida A&M	Tallahassee, Fla.
4/23	W	6-2	FIU	Miami, Fla.
4/24	W	13-5	Biscayne	Coral Gables, Fla.
4/26	W	7-2	Tampa	Coral Gables, Fla.
4/27	W	11-1	Tampa	Coral Gables, Fla.
5/1	W	19-1	Biscayne	Coral Gables, Fla.

1975

NCAA TOURNAMENT

2/28	W	1-0	Jacksonville (10)	Coral Gables, Fla.
3/1	W	19-1	Jacksonville	Coral Gables, Fla.
3/2	W	10-7	St. Joseph's	Coral Gables, Fla.
3/2	W	4-1	St. Joseph's	Coral Gables, Fla.
3/4	W	12-5	Stetson	DeLand, Fla.
3/5	W	5-2	Stetson	DeLand, Fla.
3/7	L	2-8	Florida	Gainesville, Fla.
3/8	L	1-2	Florida	Gainesville, Fla.
3/10	W	10-1	Buffalo	Coral Gables, Fla.
3/11	W	16-3	FIU	Miami, Fla.
3/12	W	6-2	Biscayne	Coral Gables, Fla.
3/13	W	8-6	Buffalo	Coral Gables, Fla.
3/14	W	11-0	Mercer	Coral Gables, Fla.
3/15	W	4-2	Michigan State	Coral Gables, Fla.
3/16	W	8-5	Buffalo	Coral Gables, Fla.
3/18	L	2-6	Mercer	Coral Gables, Fla.
3/18	W	14-1	Michigan State	Coral Gables, Fla.
3/19	W	6-1	Michigan State	Coral Gables, Fla.
3/20	W	3-2	Buffalo	Coral Gables, Fla.
3/21	L	1-3	LSU	Coral Gables, Fla.
3/22	W	9-2	LSU	Coral Gables, Fla.
3/23	W	13-0	LSU	Coral Gables, Fla.
3/25	L	0-3	Florida State	Coral Gables, Fla.
3/26	L	7-10	Florida State	Coral Gables, Fla.
3/27	W	7-4	Army	Coral Gables, Fla.
3/28	W	13-1	Army	Coral Gables, Fla.
3/29	W	7-0	Army	Coral Gables, Fla.
3/30	L	6-14	Westchester State	Coral Gables, Fla.
3/31	L	3-5	Westchester State	Coral Gables, Fla.
4/1	W	8-6	FIU	Coral Gables, Fla.
4/4	L	0-8	Florida State	Tallahassee, Fla.
4/5	L	2-5	Florida State	Tallahassee, Fla.
4/8	W	3-2	FIU	Coral Gables, Fla.
4/9	W	2-1	Biscayne	Miami, Fla.
4/11	W	6-2	USF	Coral Gables, Fla.
4/12	W	6-2	USF	Coral Gables, Fla.
4/13	W	12-1	Tampa	Coral Gables, Fla.
4/15	W	6-5	Tampa	Coral Gables, Fla.
4/16	W	7-1	Biscayne	Coral Gables, Fla.
4/18	W	3-2	Tulane	Coral Gables, Fla.
4/19	W	9-8	Tulane	Coral Gables, Fla.
4/20	W	2-1	Tulane	Coral Gables, Fla.
4/22	W	9-3	FIU	Miami, Fla.
4/23	W	3-2	Florida Southern (10)	Coral Gables, Fla.
4/24	W	5-4	Florida Southern	Coral Gables, Fla.

45-14 (.763)

ALL-TIME RESULTS

4/25	W	3-1	Eckerd	Coral Gables, Fla.	5/1	W	6-5	Stetson (12)	Coral Gables, Fla.
4/26	W	3-1	Eckerd	Coral Gables, Fla.	5/3	L	1-6	Georgia Southern	Statesboro, Ga.
5/1	W	8-0	Biscayne	Coral Gables, Fla.	5/4	W	8-2	Georgia Southern	Statesboro, Ga.
5/3	W	6-1	Florida	Coral Gables, Fla.	5/5	W	6-1	Florida State	Tallahassee, Fla.
5/4	W	6-5	Florida	Coral Gables, Fla.	5/6	W	9-7	Florida State	Tallahassee, Fla.
5/6	W	5-2	Jacksonville	Jacksonville, Fla.	5/6	L	4-20	Florida State	Tallahassee, Fla.
5/7	W	1-0	Jacksonville	Jacksonville, Fla.	5/28+	L	3-11	Oklahoma	Arlington, Texas
5/8	L	5-6	Rollins	Winter Park, Fla.	5/29+	W	6-0	Lamar	Arlington, Texas
5/9	L	0-1	Florida Tech	Orlando, Fla.	5/30+	L	0-5	Texas	Arlington, Texas
5/23+	L	0-1	Florida State	Starkville, Miss.					
5/24+	W	8-7	Murray State	Starkville, Miss.					
5/24+	W	8-1	LSU	Starkville, Miss.					
5/25+	L	5-6	Florida State	Starkville, Miss.					

1976

NCAA TOURNAMENT

2/23	L	1-5	Florida State	Coral Gables, Fla.
2/27	W	4-1	Tampa	Coral Gables, Fla.
2/28	W	4-0	Tampa	Coral Gables, Fla.
3/1	L	2-12	Florida	Gainesville, Fla.
3/2	L	6-9	Florida	Gainesville, Fla.
3/3	W	6-3	Florida Southern	Lakeland, Fla.
3/4	W	3-1	Tampa	Tampa, Fla.
3/5	W	1-0	USF	Tampa, Fla.
3/6	L	0-3	USF	Tampa, Fla.
3/8	W	10-2	North Carolina	Coral Gables, Fla.
3/9	W	2-1	North Carolina (10)	Coral Gables, Fla.
3/9	W	2-1	North Carolina	Coral Gables, Fla.
3/10	L	4-6	North Carolina	Coral Gables, Fla.
3/12	W	4-3	Westchester State	Coral Gables, Fla.
3/13	W	13-0	Southern Illinois	Coral Gables, Fla.
3/14	W	19-3	Southern Illinois	Coral Gables, Fla.
3/15	L	2-9	Southern Illinois	Coral Gables, Fla.
3/16	W	9-6	Southern Illinois	Coral Gables, Fla.
3/17	W	4-1	Mercer	Coral Gables, Fla.
3/18	W	5-4	Mercer	Coral Gables, Fla.
3/19	W	11-3	Mercer	Coral Gables, Fla.
3/20	W	6-2	Michigan State	Coral Gables, Fla.
3/22	W	10-1	Massachusetts	Coral Gables, Fla.
3/23	W	9-3	Seton Hall	Coral Gables, Fla.
3/24	W	6-5	Michigan State	Coral Gables, Fla.
3/25	W	18-6	Massachusetts	Coral Gables, Fla.
3/26	W	5-1	Seton Hall	Coral Gables, Fla.
3/27	W	9-6	Michigan State	Coral Gables, Fla.
3/29	W	10-0	Michigan State	Coral Gables, Fla.
3/29	W	9-3	Michigan State	Coral Gables, Fla.
3/30	W	13-3	Michigan State	Coral Gables, Fla.
4/1	W	3-1	Maine	Coral Gables, Fla.
4/2	W	8-2	Maine	Coral Gables, Fla.
4/3	W	7-5	Maine	Coral Gables, Fla.
4/5*	L	4-11	Baltimore Orioles	Coral Gables, Fla.
4/8	W	6-3	Biscayne	Miami, Fla.
4/9	W	2-0	Eckerd	Coral Gables, Fla.
4/10	L	4-5	Eckerd	Coral Gables, Fla.
4/14	W	11-1	FIU	Miami, Fla.
4/16	W	6-2	Biscayne	Coral Gables, Fla.
4/17	W	10-1	Biscayne	Miami, Fla.
4/20	L	11-12	FIU	Miami, Fla.
4/22	W	7-4	Jacksonville	Jacksonville, Fla.
4/23	L	0-2	Jacksonville	Jacksonville, Fla.
4/27	W	15-5	FIU	Coral Gables, Fla.
4/28	L	2-3	Biscayne (13)	Coral Gables, Fla.
4/29	L	6-7	FIU	Coral Gables, Fla.
4/30	W	14-1	Stetson	Coral Gables, Fla.

41-15 (.732)

1977

NCAA TOURNAMENT

2/18	L	6-7	Stetson	DeLand, Fla.
2/19	W	6-0	Stetson	DeLand, Fla.
2/22	W	5-0	St. Leo	Coral Gables, Fla.
2/23	W	6-5	St. Leo	Coral Gables, Fla.
2/25	L	6-9	Florida	Coral Gables, Fla.
2/26	W	5-4	Florida	Coral Gables, Fla.
3/1	W	3-2	FIU	Coral Gables, Fla.
3/2	W	10-2	Biscayne	Miami, Fla.
3/5	W	6-5	Florida Southern (12)	Coral Gables, Fla.
3/7	L	1-4	LSU	Baton Rouge, La.
3/8	W	6-4	LSU	Baton Rouge, La.
3/9	L	0-1	LSU	New Orleans, La.
3/10	W	2-1	LSU	New Orleans, La.
3/11	W	11-6	Tulane	New Orleans, La.
3/14	L	4-7	Miami (OH)	Coral Gables, Fla.
3/15	W	6-3	Biscayne	Coral Gables, Fla.
3/16	W	4-3	Biscayne	Coral Gables, Fla.
3/17	L	4-5	Miami (OH)	Coral Gables, Fla.
3/18	W	16-5	Seton Hall	Coral Gables, Fla.
3/19	W	13-7	Southern Illinois	Coral Gables, Fla.
3/20	W	18-3	Bowling Green	Coral Gables, Fla.
3/21	W	4-3	Massachusetts (10)	Coral Gables, Fla.
3/22	W	8-1	Maine	Coral Gables, Fla.
3/23	L	4-7	Southern Illinois	Coral Gables, Fla.
3/24	L	2-3	Massachusetts (11)	Coral Gables, Fla.
3/25	W	6-1	Maine	Coral Gables, Fla.
3/26	W	1-0	Southern Illinois	Coral Gables, Fla.
3/27	W	8-7	Maine	Coral Gables, Fla.
3/29	W	12-5	FIU	Miami, Fla.
3/30	W	10-3	Buffalo	Coral Gables, Fla.
3/31*	L	7-11	Baltimore Orioles	Coral Gables, Fla.
4/1	W	11-0	Buffalo	Coral Gables, Fla.
4/2	W	11-3	Jacksonville	Coral Gables, Fla.
4/3	L	3-6	Jacksonville	Coral Gables, Fla.
4/4	W	7-5	Buffalo	Coral Gables, Fla.
4/5	W	12-0	Buffalo	Coral Gables, Fla.
4/7	W	10-1	Tampa	Coral Gables, Fla.
4/8	W	10-1	Georgia Southern	Coral Gables, Fla.
4/9	W	4-3	Georgia Southern	Coral Gables, Fla.
4/11	W	13-4	Buffalo	Coral Gables, Fla.
4/12	W	3-0	Buffalo	Coral Gables, Fla.
4/15	W	17-10	USF	Coral Gables, Fla.
4/16	W	15-4	USF	Coral Gables, Fla.
4/19	L	10-14	Florida State	Tallahassee, Fla.
4/20	W	10-4	Florida State	Tallahassee, Fla.
4/22	W	4-0	Biscayne	Coral Gables, Fla.
4/23	W	7-5	Biscayne	Coral Gables, Fla.
4/25	W	12-10	Florida State	Coral Gables, Fla.
4/26	W	12-3	Florida State	Coral Gables, Fla.
4/26	W	10-2	Florida State	Coral Gables, Fla.
4/29	W	13-4	Eckerd	Coral Gables, Fla.
4/30	L	3-4	Eckerd	Coral Gables, Fla.

44-13 (.772)



ALL-TIME RESULTS

5/4	W	7-6	FIU	Miami, Fla.	5/20+	W	7-2	Florida State	Coral Gables, Fla.
5/20+	W	6-1	Morehead State	Coral Gables, Fla.	5/21+	W	7-5	Clemson	Coral Gables, Fla.
5/21+	W	5-2	Mississippi	Coral Gables, Fla.	5/21+	W	6-0	Marshall	Coral Gables, Fla.
5/22+	W	10-3	Clemson	Coral Gables, Fla.	5/22+	W	5-1	Marshall	Coral Gables, Fla.
5/22+	L	9-10	Clemson	Coral Gables, Fla.	6/2#	L	3-9	USC	Omaha, Neb.
5/23+	L	2-7	Clemson	Coral Gables, Fla.	6/3#	W	12-1	Baylor	Omaha, Neb.
					6/5#	W	5-3	Oral Roberts	Omaha, Neb.
					6/7#	L	11-3	Arizona State	Omaha, Neb.

1978

50-12 (.806)

COLLEGE WORLD SERIES

2/17	W	5-0	Florida Tech	Coral Gables, Fla.
2/25	L	4-5	Florida	Gainesville, Fla.
2/26	L	3-4	Florida	Gainesville, Fla.
2/27	W	5-2	Florida A&M	Coral Gables, Fla.
2/28	W	13-2	Florida A&M	Coral Gables, Fla.
3/1	W	9-5	Biscayne	Miami, Fla.
3/3	W	7-5	Jacksonville	Coral Gables, Fla.
3/4	W	3-1	Jacksonville	Coral Gables, Fla.
3/6	W	11-0	St. Joseph's	Coral Gables, Fla.
3/7	W	6-4	St. Joseph's	Coral Gables, Fla.
3/9	W	27-3	Florida Tech	Orlando, Fla.
3/10	W	10-1	Florida Tech	Orlando, Fla.
3/11	W	7-4	Florida Tech	Orlando, Fla.
3/13	W	14-2	Biscayne	Miami, Fla.
3/15	W	7-1	New York Tech	Coral Gables, Fla.
3/15	W	6-5	New York Tech	Coral Gables, Fla.
3/16	W	3-2	Western Kentucky	Coral Gables, Fla.
3/17	L	0-12	Southern Illinois	Coral Gables, Fla.
3/18	L	4-7	Miami (OH)	Coral Gables, Fla.
3/19	W	5-1	Bowling Green	Coral Gables, Fla.
3/20	W	8-1	Westchester State	Coral Gables, Fla.
3/21	W	3-1	Southern Illinois	Coral Gables, Fla.
3/22	W	3-0	Massachusetts	Coral Gables, Fla.
3/23	W	5-2	Westchester State	Coral Gables, Fla.
3/24	W	4-2	Southern Illinois	Coral Gables, Fla.
3/25	W	19-4	Massachusetts	Coral Gables, Fla.
3/27	W	12-2	Howard	Coral Gables, Fla.
3/27	W	3-1	Buffalo	Coral Gables, Fla.
3/28	W	6-1	Glassboro State	Coral Gables, Fla.
3/29	W	3-2	Buffalo (10)	Coral Gables, Fla.
3/30	W	8-1	Buffalo	Coral Gables, Fla.
3/31	W	4-2	Buffalo	Coral Gables, Fla.
4/1	L	4-6	Buffalo	Coral Gables, Fla.
4/2	W	3-1	Buffalo	Coral Gables, Fla.
4/5*	L		Montreal Expos	Coral Gables, Fla.
4/8	W	5-4	Tampa	Coral Gables, Fla.
4/8	W	9-2	Tampa	Coral Gables, Fla.
4/9	L	1-2	USF	Coral Gables, Fla.
4/11	L	4-6	Biscayne	Miami, Fla.
4/14	W	8-1	Mercer	Atlanta, Ga.
4/14	W	8-4	Mercer	Atlanta, Ga.
4/15	W	12-4	Troy	Atlanta, Ga.
4/16	W	18-3	Georgia Tech	Atlanta, Ga.
4/18	W	10-6	FIU	Miami, Fla.
4/21	L	2-3	USF	Tampa, Fla.
4/22	W	3-1	USF	Tampa, Fla.
4/26	W	4-1	Biscayne	Coral Gables, Fla.
4/28	W	10-2	Stetson	Coral Gables, Fla.
4/29	W	5-4	Stetson (10)	Coral Gables, Fla.
5/3	W	3-2	FIU (10)	Coral Gables, Fla.
5/9	W	6-1	Georgia Southern	Statesboro, Ga.
5/10	W	7-5	Georgia Southern	Statesboro, Ga.
5/11	L	3-6	Jacksonville	Jacksonville, Fla.
5/12	W	7-6	Jacksonville	Jacksonville, Fla.
5/19+	L	5-8	Clemson	Coral Gables, Fla.

1979

55-11 (.833)

COLLEGE WORLD SERIES

2/16	W	7-5	Marshall	Coral Gables, Fla.
2/17	W	8-3	Marshall	Coral Gables, Fla.
2/23	W	11-3	FIU	Coral Gables, Fla.
2/24	W	12-4	FIU	Coral Gables, Fla.
3/1	W	17-0	Florida A&M	Coral Gables, Fla.
3/2	W	14-0	Florida A&M	Coral Gables, Fla.
3/3	W	8-2	Florida	Coral Gables, Fla.
3/4	W	5-2	Florida	Coral Gables, Fla.
3/5	W	20-8	James Madison	Coral Gables, Fla.
3/6	W	6-2	St. Joseph's	Coral Gables, Fla.
3/7	L	0-6	Jacksonville	Jacksonville, Fla.
3/9	W	8-5	St. Joseph's	Coral Gables, Fla.
3/10	W	11-6	Ithaca	Coral Gables, Fla.
3/10	W	11-2	Southern Illinois	Coral Gables, Fla.
3/11	W	21-0	Ithaca	Coral Gables, Fla.
3/12	L	1-2	Oklahoma State	Coral Gables, Fla.
3/13	L	0-7	Southern Illinois	Coral Gables, Fla.
3/14	W	3-1	Texas A&M	Coral Gables, Fla.
3/15	W	6-0	Oklahoma State	Coral Gables, Fla.
3/16	W	5-3	Southern Illinois	Coral Gables, Fla.
3/17	L	3-4	Texas A&M (12)	Coral Gables, Fla.
3/19	W	9-0	Arizona State	Coral Gables, Fla.
3/20	W	10-1	Arizona State	Coral Gables, Fla.
3/21	W	11-9	Arizona State	Coral Gables, Fla.
3/22	W	7-4	Georgia Southern	Coral Gables, Fla.
3/23	W	10-6	Georgia Southern	Coral Gables, Fla.
3/24	W	10-1	Bowling Green	Coral Gables, Fla.
3/26	W	12-5	Long Island	Coral Gables, Fla.
3/27	W	10-3	St. Francis Brooklyn	Coral Gables, Fla.
3/28	L	1-3	Glassboro State	Coral Gables, Fla.
3/28	W	15-5	St. Francis Brooklyn	Coral Gables, Fla.
3/29	W	9-4	Glassboro State	Coral Gables, Fla.
3/30	W	4-3	Florida State	Coral Gables, Fla.
3/31	W	5-3	Florida State	Coral Gables, Fla.
4/1*	L	3-5	Baltimore Orioles	Coral Gables, Fla.
4/2	W	22-14	Jacksonville	Coral Gables, Fla.
4/3	W	5-0	Jacksonville	Coral Gables, Fla.
4/3	W	14-5	Jacksonville	Coral Gables, Fla.
4/5	W	5-3	Buffalo	Coral Gables, Fla.
4/6	L	3-9	USF	Tampa, Fla.
4/7	W	3-2	USF	Tampa, Fla.
4/8	W	8-3	Buffalo	Coral Gables, Fla.
4/8	W	10-4	Howard	Coral Gables, Fla.
4/9	W	10-7	Buffalo	Coral Gables, Fla.
4/10	W	3-0	Buffalo	Coral Gables, Fla.
4/11	L	2-9	Florida State	Tallahassee, Fla.
4/12	L	2-3	Florida State (11)	Tallahassee, Fla.
4/13	W	1-0	Florida A&M (11)	Tallahassee, Fla.
4/13	L	0-5	Florida A&M	Tallahassee, Fla.
4/14	W	5-3	Buffalo	Coral Gables, Fla.
4/15	W	10-0	Buffalo	Coral Gables, Fla.
4/18	W	10-1	Biscayne	Coral Gables, Fla.
4/20	W	12-3	Stetson	DeLand, Fla.

ALL-TIME RESULTS

4/20	W	4-0	Stetson	DeLand, Fla.	4/15	W	7-4	Biscayne	Coral Gables, Fla.
4/21	W	14-10	Stetson	DeLand, Fla.	4/16	W	2-1	Biscayne	Coral Gables, Fla.
4/24	W	5-1	Biscayne	Coral Gables, Fla.	4/18	W	6-4	USF	Coral Gables, Fla.
4/27	W	10-3	USF	Coral Gables, Fla.	4/19	W	9-4	Biscayne	Coral Gables, Fla.
4/28	W	14-7	USF	Coral Gables, Fla.	4/22	L	4-6	FIU	Coral Gables, Fla.
5/10	W	9-0	South Carolina	Columbia, S.C.	4/25	W	17-6	Stetson	Coral Gables, Fla.
5/11	W	9-0	South Carolina (F)	Columbia, S.C.	4/26	W	11-4	Stetson	Coral Gables, Fla.
5/13	W	3-1	South Carolina	Columbia, S.C.	4/27	W	3-2	Stetson (10)	Coral Gables, Fla.
5/14	W	6-1	South Carolina	Columbia, S.C.	4/29	W	13-6	FIU	Coral Gables, Fla.
5/18+	W	3-1	The Citadel (16)	Coral Gables, Fla.	4/30	W	15-0	Biscayne	Coral Gables, Fla.
5/19+	W	2-1	Clemson	Coral Gables, Fla.	5/3	W	10-6	Florida State	Tallahassee, Fla.
5/20+	W	4-1	Clemson	Coral Gables, Fla.	5/4	L	5-7	Florida State	Tallahassee, Fla.
6/1#	L	1-5	Arizona	Omaha, Neb.	5/5	W	7-5	Florida State	Tallahassee, Fla.
6/2#	L	3-9	Pepperdine	Omaha, Neb.	5/6	L	3-4	Florida A&M (10)	Tallahassee, Fla.
					5/7	W	13-6	Florida A&M	Tallahassee, Fla.
					5/8	W	9-2	Mercer	Macon, Ga.
					5/9	W	8-2	Mercer	Macon, Ga.
					5/10	W	4-3	Mercer	Macon, Ga.
					5/25+	W	15-6	South Alabama	Coral Gables, Fla.
					5/26+	W	10-3	James Madison	Coral Gables, Fla.
					5/27+	W	10-1	Delaware	Coral Gables, Fla.
					5/31#	W	13-5	Clemson	Omaha, Neb.
					6/2#	W	3-2	Michigan	Omaha, Neb.
					6/3#	L	3-9	Hawaii	Omaha, Neb.
					6/4#	L	3-4	California	Omaha, Neb.

1980

59-12 (.831)

COLLEGE WORLD SERIES

2/9	W	9-1	Lamar	Coral Gables, Fla.
2/10	W	11-5	Lamar	Coral Gables, Fla.
2/11	W	21-1	Lamar	Coral Gables, Fla.
2/16	W	7-0	Florida	Gainesville, Fla.
2/17	W	5-0	Florida	Gainesville, Fla.
2/18	W	5-1	Jacksonville	Jacksonville, Fla.
2/19	L	6-7	Jacksonville	Jacksonville, Fla.
2/19	W	4-0	Jacksonville	Jacksonville, Fla.
2/22	W	10-0	Florida State	Coral Gables, Fla.
2/23	W	4-3	Florida State	Coral Gables, Fla.
2/24	L	8-9	Florida State	Coral Gables, Fla.
2/26	W	7-2	St. Leo	Coral Gables, Fla.
2/27	W	20-2	St. Leo	Coral Gables, Fla.
2/29	W	2-0	South Alabama	Coral Gables, Fla.
3/1	L	4-7	South Alabama	Coral Gables, Fla.
3/2	W	7-1	South Alabama	Coral Gables, Fla.
3/4	W	6-0	St. Joseph's	Coral Gables, Fla.
3/5	W	12-4	St. Joseph's	Coral Gables, Fla.
3/6	L	1-2	Buffalo	Coral Gables, Fla.
3/7	W	4-3	USF	Tampa, Fla.
3/8	W	8-0	USF	Tampa, Fla.
3/9	W	15-8	Buffalo	Coral Gables, Fla.
3/10	W	14-7	Buffalo	Coral Gables, Fla.
3/12	W	2-0	Indiana State	Coral Gables, Fla.
3/13*	L	2-8	Baltimore Orioles	Coral Gables, Fla.
3/14	W	2-1	Oklahoma State	Coral Gables, Fla.
3/15	W	3-1	Indiana State	Coral Gables, Fla.
3/17	W	5-1	Southern Illinois	Coral Gables, Fla.
3/18	L	2-5	Southern Illinois	Coral Gables, Fla.
3/19	W	7-2	Miami (OH)	Coral Gables, Fla.
3/20	W	9-4	Southern Illinois	Coral Gables, Fla.
3/21	W	7-1	Bowling Green	Coral Gables, Fla.
3/22	W	8-1	Southern Illinois	Coral Gables, Fla.
3/25	W	11-2	Delaware	Coral Gables, Fla.
3/26	W	11-4	Florida A&M	Coral Gables, Fla.
3/27	W	20-1	Florida A&M (7)	Coral Gables, Fla.
3/28	W	8-3	Bowling Green	Coral Gables, Fla.
3/29	W	8-5	Jacksonville	Coral Gables, Fla.
3/30	W	12-5	Jacksonville	Coral Gables, Fla.
3/31	W	14-2	Jacksonville	Coral Gables, Fla.
4/2	W	9-0	South Carolina	Coral Gables, Fla.
4/3	W	5-0	South Carolina	Coral Gables, Fla.
4/4	L	5-15	South Carolina	Coral Gables, Fla.
4/5	L	1-8	South Carolina	Coral Gables, Fla.
4/8	W	10-2	FIU	Miami, Fla.
4/11	W	8-1	Texas A&M	College Station, Texas
4/12	W	4-1	Texas A&M (7)	College Station, Texas

1981

61-10 (.859)

COLLEGE WORLD SERIES

2/6	W	7-6	USC	Coral Gables, Fla.
2/7	W	6-3	USC	Coral Gables, Fla.
2/8	W	10-9	Southern Calif. (13)	Coral Gables, Fla.
2/20	W	8-5	Florida	Coral Gables, Fla.
2/21	W	2-0	Florida	Coral Gables, Fla.
2/25	W	5-3	Biscayne	Coral Gables, Fla.
2/28	W	13-2	USF	Coral Gables, Fla.
3/1	W	9-2	USF	Coral Gables, Fla.
3/1	W	17-3	USF	Coral Gables, Fla.
3/2	W	14-4	St. Joseph's	Coral Gables, Fla.
3/3	W	11-0	St. Joseph's	Coral Gables, Fla.
3/4	W	15-7	St. Joseph's	Coral Gables, Fla.
3/6	W	4-3	Florida State (10)	Coral Gables, Fla.
3/7	W	10-8	Florida State	Coral Gables, Fla.
3/8	W	19-4	Florida State	Coral Gables, Fla.
3/9	W	6-3	George Washington	Coral Gables, Fla.
3/10	W	2-0	Indiana State	Coral Gables, Fla.
3/11	W	16-1	Indiana State	Coral Gables, Fla.
3/12	W	9-4	Indiana State	Coral Gables, Fla.
3/13	W	5-0	Southern Illinois	Coral Gables, Fla.
3/14	W	6-4	Southern Illinois	Coral Gables, Fla.
3/16	L	1-4	Miami (OH)	Coral Gables, Fla.
3/17	W	11-4	Maine	Coral Gables, Fla.
3/18	W	11-5	Southern Illinois	Coral Gables, Fla.
3/19	W	6-0	Miami (OH)	Coral Gables, Fla.
3/20	W	15-10	Maine	Coral Gables, Fla.
3/21	W	7-4	Southern Illinois	Coral Gables, Fla.
3/22	W	15-9	Maine	Coral Gables, Fla.
3/23	W	12-0	Bowling Green	Coral Gables, Fla.
3/24	W	3-2	Michigan (10)	Coral Gables, Fla.
3/25	W	3-2	Maine	Coral Gables, Fla.
3/27	W	12-3	Michigan	Coral Gables, Fla.
3/28	W	10-3	Michigan	Coral Gables, Fla.
3/29	W	8-1	Bowling Green	Coral Gables, Fla.
4/3	W	1-0	Jacksonville	Coral Gables, Fla.
4/4	W	4-0	Jacksonville	Coral Gables, Fla.



ALL-TIME RESULTS

4/4	W	9-6	Jacksonville	Coral Gables, Fla.	3/12	W	2-1	South Carolina	Coral Gables, Fla.
4/5	W	21-3	Florida A&M	Coral Gables, Fla.	3/13	W	4-3	South Carolina (12)	Coral Gables, Fla.
4/6*	L	2-16	Baltimore Orioles	Coral Gables, Fla.	3/14	W	8-6	South Carolina	Coral Gables, Fla.
4/8	W	6-5	Stetson	DeLand, Fla.	3/15	W	4-3	South Carolina	Coral Gables, Fla.
4/8	W	5-3	Stetson	DeLand, Fla.	3/16	W	12-0	George Washington	Coral Gables, Fla.
4/9	L	3-9	Stetson	DeLand, Fla.	3/17	W	10-4	Lewis	Coral Gables, Fla.
4/11	L	3-4	USF	Tampa, Fla.	3/18	W	16-2	George Washington	Coral Gables, Fla.
4/11	W	6-5	USF	Tampa, Fla.	3/19	W	15-2	Bowling Green	Coral Gables, Fla.
4/12	W	7-2	USF	Tampa, Fla.	3/20	W	9-2	Lewis	Coral Gables, Fla.
4/13	W	7-2	Eckerd	Coral Gables, Fla.	3/21	W	17-7	William Patterson	Coral Gables, Fla.
4/14	L	9-10	Eckerd	Coral Gables, Fla.	3/22	W	14-1	Bowling Green	Coral Gables, Fla.
4/17	W	4-2	FIU	Coral Gables, Fla.	3/23*	L	4-12	Montreal Expos	West Palm Beach, Fla.
4/22	W	5-3	Biscayne	Coral Gables, Fla.	3/24	W	12-0	Bowling Green	Coral Gables, Fla.
4/24	W	8-7	FIU	Coral Gables, Fla.	3/26	W	6-5	Florida State (10)	Tallahassee, Fla.
4/28	L	2-4	Biscayne	Coral Gables, Fla.	3/27	L	3-5	Florida State	Tallahassee, Fla.
4/29	W	1-2	St. Leo	Coral Gables, Fla.	3/28	L	3-9	Florida State	Tallahassee, Fla.
4/30	W	8-1	St. Leo	Coral Gables, Fla.	3/30*	L	0-7	Montreal Expos	Coral Gables, Fla.
5/2	W	3-2	Florida State	Tallahassee, Fla.	3/31	L	1-2	FIU	Coral Gables, Fla.
5/3	L	4-5	Florida State	Tallahassee, Fla.	4/1	L	9-11	Eckerd (11)	Coral Gables, Fla.
5/4	W	4-3	Florida State	Tallahassee, Fla.	4/2	W	5-4	USF	Coral Gables, Fla.
5/5	L	1-2	Florida A&M	Tallahassee, Fla.	4/3	W	15-5	USF	Coral Gables, Fla.
5/5	W	3-2	Florida A&M (11)	Tallahassee, Fla.	4/4	W	13-12	FIU (13)	Miami, Fla.
5/6	L	7-8	Florida	Gainesville, Fla.	4/6*	W	15-6	Miami Marlins	Coral Gables, Fla.
5/7	W	11-4	Florida	Gainesville, Fla.	4/7*	W	6-3	Miami Marlins	Coral Gables, Fla.
5/8	W	4-0	FIU	Coral Gables, Fla.	4/8	W	3-2	Stetson	Coral Gables, Fla.
5/11	W	8-5	FIU	Miami, Fla.	4/9	W	14-7	Stetson	Coral Gables, Fla.
5/13	W	3-0	South Alabama	Mobile, Ala.	4/10	L	2-4	Stetson	Coral Gables, Fla.
5/14	W	4-1	South Alabama	Mobile, Ala.	4/11	L	0-5	FIU	Miami, Fla.
5/15	W	5-2	South Alabama	Mobile, Ala.	4/14	W	11-3	South Carolina	Columbia, S.C.
5/21+	W	12-0	Minnesota	Coral Gables, Fla.	4/15	W	12-8	South Carolina	Columbia, S.C.
5/22+	W	2-0	Middle Tennessee	Coral Gables, Fla.	4/16	L	2-6	South Carolina	Columbia, S.C.
5/23+	W	14-6	Florida State	Coral Gables, Fla.	4/17	W	19-3	South Carolina (8)	Columbia, S.C.
5/24+	W	8-6	Florida	Coral Gables, Fla.	4/18	L	2-6	Florida	Gainesville, Fla.
5/31#	W	6-1	Maine	Omaha, Neb.	4/19	W	8-7	Florida (11)	Gainesville, Fla.
6/3#	L	6-12	Oklahoma State	Omaha, Neb.	4/22	W	7-2	South Alabama	Coral Gables, Fla.
6/4#	L	4-5	Texas	Omaha, Neb.	4/30	W	6-2	FIU	Coral Gables

NATIONAL CHAMPIONS

1982 **55-17-1 (.753)**

COLLEGE WORLD SERIES

2/5	W	10-2	California	Coral Gables, Fla.
2/6	W	8-1	California	Coral Gables, Fla.
2/7	W	10-4	California	Coral Gables, Fla.
2/11	W	3-1	Seton Hall	Coral Gables, Fla.
2/12	L	13-14	Seton Hall	Coral Gables, Fla.
2/13	W	7-3	Florida	Coral Gables, Fla.
2/14	W	6-2	Florida	Coral Gables, Fla.
2/15	W	7-2	Seton Hall	Coral Gables, Fla.
2/18	W	7-1	Biscayne	Coral Gables, Fla.
2/19	W	17-4	North Carolina	Coral Gables, Fla.
2/20	L	5-6	North Carolina	Coral Gables, Fla.
2/21	W	14-4	North Carolina	Coral Gables, Fla.
2/22	W	15-8	Mercer	Coral Gables, Fla.
2/23	W	10-2	Mercer	Coral Gables, Fla.
2/24	W	9-0	Mercer (F)	Coral Gables, Fla.
2/26	W	9-6	New Orleans	Coral Gables, Fla.
2/27	L	4-5	New Orleans	Coral Gables, Fla.
2/28	L	6-10	New Orleans	Coral Gables, Fla.
3/3	L	6-10	FIU	Coral Gables, Fla.
3/5	W	18-4	FAU	Coral Gables, Fla.
3/6	W	14-6	USF	Tampa, Fla.
3/9	W	13-1	Biscayne	Coral Gables, Fla.
3/10*	W	7-6	Baltimore Orioles	Coral Gables, Fla.
5/17	W	11-5	Florida State	Coral Gables, Fla.
5/8	L	2-9	Florida State	Coral Gables, Fla.
5/9	T	7-7	Florida State (5)	Coral Gables, Fla.
5/11	L	5-6	Georgia Southern (11)	Statesboro, Ga.
5/12	W	14-5	Georgia Southern	Statesboro, Ga.
5/14	W	10-7	Georgia Tech	Atlanta, Ga.
5/15	W	13-3	Georgia Tech	Atlanta, Ga.
5/21	W	8-6	Arizona State	Tempe, Ariz.
5/22	L	1-3	Arizona State	Tempe, Ariz.
5/23	L	7-8	Arizona State	Tempe, Ariz.
5/29+	W	18-2	Stetson	Coral Gables, Fla.
5/29+	W	9-4	USF	Coral Gables, Fla.
5/30+	W	15-3	Stetson	Coral Gables, Fla.
6/4#	W	7-2	Maine	Omaha, Neb.
6/7#	W	4-3	Wichita State	Omaha, Neb.
6/10#	W	2-1	Texas	Omaha, Neb.
6/11#	W	10-4	Maine	Omaha, Neb.
6/12#	W	9-3	Wichita State	Omaha, Neb.

1983

61-21 (.744)

NCAA TOURNAMENT

2/4	L	3-4	Arizona State	Coral Gables, Fla.
2/5	W	16-5	Arizona State	Coral Gables, Fla.
2/6	W	13-5	Arizona State	Coral Gables, Fla.
2/9	L	8-9	FAU	Coral Gables, Fla.
2/11	W	12-8	Wichita State	Coral Gables, Fla.
2/14	L	3-5	Wichita State	Coral Gables, Fla.

HISTORY

ALL-TIME RESULTS

2/14	L	3-5	Wichita State	Coral Gables, Fla.	5/11	W	6-5	New Orleans	New Orleans, La.
2/15	W	12-3	Bethune-Cookman	Coral Gables, Fla.	5/13	L	3-4	South Carolina	Coral Gables, Fla.
2/17	W	11-4	Seton Hall	Coral Gables, Fla.	5/14	W	6-5	South Carolina (10)	Coral Gables, Fla.
2/18	W	8-4	Seton Hall	Coral Gables, Fla.	5/15	W	9-7	South Carolina	Coral Gables, Fla.
2/20	W	5-1	Florida	Coral Gables, Fla.	5/17	W	27-10	Ft. Lauderdale College	Coral Gables, Fla.
2/20	L	1-4	Florida	Coral Gables, Fla.	5/18	W	6-1	Ft. Lauderdale College	Coral Gables, Fla.
2/21	L	1-4	Georgia Tech	Coral Gables, Fla.	5/20	L	3-6	Cal State Fullerton	Fullerton, Calif.
2/22	W	10-7	Georgia Tech	Coral Gables, Fla.	5/21	W	3-0	Cal State Fullerton	Fullerton, Calif.
2/23	W	10-4	Georgia Tech	Coral Gables, Fla.	5/22	L	3-4	Cal State Fullerton	Fullerton, Calif.
2/25	W	9-0	Florida State	Coral Gables, Fla.	5/27+	L	4-6	Alabama	Tallahassee, Fla.
2/26	W	4-2	Florida State	Coral Gables, Fla.	5/28+	W	14-5	South Alabama	Tallahassee, Fla.
2/28	W	11-10	Mercer	Coral Gables, Fla.	5/29+	W	10-5	Florida State	Tallahassee, Fla.
3/1	W	13-6	Mercer	Coral Gables, Fla.	5/29+	L	9-11	Alabama	Tallahassee, Fla.
3/2	W	7-4	Mercer	Coral Gables, Fla.					
3/3	W	8-4	FIU	Miami, Fla.					
3/4	W	6-1	USF	Tampa, Fla.					
3/5	W	2-1	USF	Tampa, Fla.					
3/6	W	11-5	USF	Tampa, Fla.					
3/8	L	3-5	Florida	Gainesville, Fla.					
3/9	W	3-2	Florida	Gainesville, Fla.					
3/11	W	5-1	Texas A&M	Coral Gables, Fla.					
3/12	W	12-3	Southern Illinois	Coral Gables, Fla.					
3/13*	L	0-4	Atlanta Braves	Coral Gables, Fla.					
3/14	W	16-4	Texas A&M	Coral Gables, Fla.					
3/15	W	14-5	Maine	Coral Gables, Fla.					
3/17	L	7-13	Southern Illinois	Coral Gables, Fla.					
3/18	W	7-5	Maine	Coral Gables, Fla.					
3/19	W	9-0	Southern Illinois	Coral Gables, Fla.					
3/19	W	7-3	Southern Illinois	Coral Gables, Fla.					
3/20	W	7-3	Maine	Coral Gables, Fla.					
3/21	W	11-2	Montclair State	Coral Gables, Fla.					
3/22	W	6-1	Maine	Coral Gables, Fla.					
3/23	W	5-3	Illinois-Chicago	Coral Gables, Fla.					
3/24	W	17-3	Illinois-Chicago	Coral Gables, Fla.					
3/25	W	10-7	USF	Coral Gables, Fla.					
3/26	W	8-2	USF	Coral Gables, Fla.					
3/27	W	6-5	USF	Coral Gables, Fla.					
3/29	W	8-5	Biscayne	Coral Gables, Fla.					
3/30	W	8-4	St. Leo	Coral Gables, Fla.					
3/31*	L	7-14	Baltimore Orioles	Coral Gables, Fla.					
4/5	L	4-5	Stetson	DeLand, Fla.					
4/5	W	15-8	Stetson	DeLand, Fla.					
4/6	W	14-6	Stetson	DeLand, Fla.					
4/12	W	8-6	FIU	Coral Gables, Fla.					
4/13	W	13-5	FAU	Coral Gables, Fla.					
4/15	L	5-6	Florida State	Tallahassee, Fla.					
4/16	L	3-4	Florida State	Tallahassee, Fla.					
4/17	L	0-5	Florida State	Tallahassee, Fla.					
4/19	W	7-2	FIU	Coral Gables, Fla.					
4/20	W	5-3	Biscayne	Coral Gables, Fla.					
4/21	W	4-2	FAU	Pompano Beach, Fla.					
4/22	W	4-1	Stetson	Coral Gables, Fla.					
4/23	W	12-9	Stetson	Coral Gables, Fla.					
4/26	W	8-4	FIU	Miami, Fla.					
4/27	W	6-2	FAU	Coral Gables, Fla.					
4/28	W	11-5	New Orleans	Coral Gables, Fla.					
4/29	L	0-2	New Orleans	Coral Gables, Fla.					
4/30	W	9-5	New Orleans	Coral Gables, Fla.					
5/1	W	5-4	New Orleans	Coral Gables, Fla.					
5/3	W	4-0	Biscayne	Coral Gables, Fla.					
5/4	W	16-5	FIU	Coral Gables, Fla.					
5/6	L	0-10	South Alabama	Mobile, Ala.					
5/7	L	1-2	South Alabama (6)	Mobile, Ala.					
5/8	W	7-3	South Alabama	Mobile, Ala.					
5/10	L	2-3	New Orleans	New Orleans, La.					

1984

48-28 (.632)

COLLEGE WORLD SERIES

2/3	L	7-9	Florida	Coral Gables, Fla.
2/4	W	10-4	Florida State	Coral Gables, Fla.
2/5	L	4-6	USF	Coral Gables, Fla.
2/7	L	10-11	FAU	Coral Gables, Fla.
2/10	W	6-5	UCLA	Coral Gables, Fla.
2/11	W	7-6	UCLA	Coral Gables, Fla.
2/12	W	7-6	UCLA	Coral Gables, Fla.
2/14	W	17-1	Bethune-Cookman	Coral Gables, Fla.
2/15E	W	10-0	Italian Olympic	Coral Gables, Fla.
2/16	L	2-5	Seton Hall	Coral Gables, Fla.
2/17	W	9-1	Florida	Coral Gables, Fla.
2/18	L	3-10	Florida	Coral Gables, Fla.
2/19	W	15-2	Seton Hall	Coral Gables, Fla.
2/23	W	14-4	Colorado State	Coral Gables, Fla.
2/24	W	7-0	Florida State	Coral Gables, Fla.
2/25	W	14-5	Florida State	Coral Gables, Fla.
2/26	L	6-7	Florida State	Coral Gables, Fla.
3/1	W	2-0	New Orleans	Coral Gables, Fla.
3/2	L	2-5	New Orleans	Coral Gables, Fla.
3/3	L	9-15	New Orleans	Coral Gables, Fla.
3/4	W	9-3	New Orleans	Coral Gables, Fla.
3/6	L	7-8	USF	Tampa, Fla.
3/6	L	1-2	USF	Tampa, Fla.
3/7	L	11-18	USF	Tampa, Fla.
3/9	L	9-14	South Carolina	Coral Gables, Fla.
3/10	W	6-3	South Carolina	Coral Gables, Fla.
3/11	W	13-11	South Carolina	Coral Gables, Fla.
3/13E	L	2-12	Baltimore Orioles	Coral Gables, Fla.
3/14	W	4-3	Southern Illinois	Coral Gables, Fla.
3/15	W	17-0	George Washington	Coral Gables, Fla.
3/16	W	10-7	Southern Illinois	Coral Gables, Fla.
3/17	W	11-7	Southern Illinois	Coral Gables, Fla.
3/18	W	11-4	Rutgers	Coral Gables, Fla.
3/19	W	17-0	Fordham	Coral Gables, Fla.
3/20E	L	5-13	Atlanta Braves	Coral Gables, Fla.
3/21	W	9-7	Michigan State	Coral Gables, Fla.
3/22	W	11-4	Fordham	Coral Gables, Fla.
3/23	W	5-3	Michigan State	Coral Gables, Fla.
3/24	L	4-9	Tulane	Coral Gables, Fla.
3/25	W	8-6	Cornell	Coral Gables, Fla.
3/28	W	8-6	Florida	Gainesville, Fla.
3/28	L	6-7	Florida (8)	Gainesville, Fla.
3/30	W	11-2	USF	Coral Gables, Fla.
3/31	W	20-3	USF	Coral Gables, Fla.
4/1	L	13-16	USF	Coral Gables, Fla.
4/6	L	7-8	Alabama	Coral Gables, Fla.
4/7	L	1-7	Alabama	Coral Gables, Fla.
4/8	W	8-3	Alabama	Coral Gables, Fla.

ALL-TIME RESULTS

4/10	W	6-2	FIU	Coral Gables, Fla.	3/13	W	14-7	Creighton	Coral Gables, Fla.
4/11	W	8-5	FIU	Miami, Fla.	3/14	W	12-4	Southern Illinois	Coral Gables, Fla.
4/13	L	2-3	Florida State	Tallahassee, Fla.	3/15	W	2-0	Southern Illinois	Coral Gables, Fla.
4/14	W	4-3	Florida State	Tallahassee, Fla.	3/16	W	7-6	Southern Illinois	Coral Gables, Fla.
4/15	L	4-5	Florida State (11)	Tallahassee, Fla.	3/17	W	9-3	Rutgers (7)	Coral Gables, Fla.
4/17	L	7-8	FAU	Coral Gables, Fla.	3/18	W	14-2	Mercer	Coral Gables, Fla.
4/20	W	14-0	LSU	Coral Gables, Fla.	3/19	W	11-3	Michigan State	Coral Gables, Fla.
4/21	W	6-5	LSU	Coral Gables, Fla.	3/20	W	5-3	Maine	Coral Gables, Fla.
4/22	L	9-10	LSU	Coral Gables, Fla.	3/22	W	18-5	Michigan State (7)	Coral Gables, Fla.
4/24	W	6-5	FAU	Coral Gables, Fla.	3/23	W	5-1	Mercer	Coral Gables, Fla.
4/26	W	7-3	Stetson	Coral Gables, Fla.	3/23	W	9-4	Maine	Coral Gables, Fla.
4/27	W	11-1	Stetson	Coral Gables, Fla.	3/24	L	2-3	Maine (10)	Coral Gables, Fla.
4/28	W	5-4	Stetson	Coral Gables, Fla.	3/27	W	6-3	Michigan State	Coral Gables, Fla.
5/6	L	1-3	Maine	Orono, Maine	3/29	W	5-1	Michigan State	Coral Gables, Fla.
5/6	L	0-5	Maine	Orono, Maine	3/30	L	6-7	Michigan State	Coral Gables, Fla.
5/9	W	5-0	FIU	Miami, Fla.	4/3	W	6-2	FAU	Coral Gables, Fla.
5/11	W	5-2	FIU	Coral Gables, Fla.	4/5	W	11-1	Southern Calif. (7)	Oklahoma City, Okla.
5/12	W	8-3	FIU	Coral Gables, Fla.	4/6	L	1-7	Oklahoma	Oklahoma City, Okla.
5/14	W	13-4	Oral Roberts	Tulsa, Okla.	4/6	W	6-3	Cal State Fullerton	Oklahoma City, Okla.
5/15	L	3-4	Oral Roberts	Tulsa, Okla.	4/7	W	8-6	USC	Oklahoma City, Okla.
5/17	L	7-8	Wichita State (11)	Wichita, Kan.	4/9	W	12-1	Barry	Coral Gables, Fla.
5/18	W	14-4	Wichita State	Wichita, Kan.	4/10	W	6-3	FIU	Coral Gables, Fla.
5/19	W	5-4	Wichita State	Wichita, Kan.	4/12	W	3-2	Florida State	Tallahassee, Fla.
5/24+	W	6-5	Florida	Tallahassee, Fla.	4/13	L	5-13	Florida State	Tallahassee, Fla.
5/26+	W	13-8	Stetson	Tallahassee, Fla.	4/14	W	8-5	Florida State (10)	Tallahassee, Fla.
5/26+	W	6-4	East Carolina	Tallahassee, Fla.	4/16	W	5-0	Barry	Coral Gables, Fla.
5/27+	L	4-6	South Alabama	Tallahassee, Fla.	4/17	W	4-3	FIU	Miami, Fla.
5/28+	W	10-2	South Alabama	Tallahassee, Fla.	4/19	W	11-0	Florida	Gainesville, Fla.
6/2#	L	6-9	Arizona State	Omaha, Neb.	4/20	W	6-4	Florida	Gainesville, Fla.
6/3#	W	13-7	Maine	Omaha, Neb.	4/24	W	11-3	FAU	Coral Gables, Fla.
6/6#	L	5-13	Cal State Fullerton	Omaha, Neb.	4/29	W	12-10	Stetson	DeLand, Fla.
					4/30	L	2-13	Stetson	DeLand, Fla.
					4/30	W	4-3	Stetson	DeLand, Fla.
					5/3	W	14-10	Alabama	Dothan, Ala.
					5/4	L	6-12	Alabama	Tuscaloosa, Ala.
					5/5	L	7-11	Alabama	Tuscaloosa, Ala.
					5/11	L	6-7	UCF	Coral Gables, Fla.
					5/12	W	18-5	UCF	Coral Gables, Fla.
					5/12	W	28-5	UCF	Coral Gables, Fla.
					5/17	W	9-0	USF	Coral Gables, Fla.
					5/18	L	1-2	USF	Coral Gables, Fla.
					5/19	W	8-3	USF	Coral Gables, Fla.
					5/24+	W	22-6	Princeton	Coral Gables, Fla.
					5/26+	W	11-6	Virginia	Coral Gables, Fla.
					5/27+	L	1-8	Florida	Coral Gables, Fla.
					5/28+	W	12-9	Florida	Coral Gables, Fla.
					6/1#	W	17-3	Stanford	Omaha, Neb.
					6/5#	L	4-8	Texas	Omaha, Neb.
					6/6#	W	2-1	Oklahoma State	Omaha, Neb.
					6/8#	W	6-5	Mississippi State	Omaha, Neb.
					6/9#	W	2-1	Texas	Omaha, Neb.
					6/11#	W	10-6	Texas	Omaha, Neb.

NATIONAL CHAMPIONS

1985 **64-16 (.800)**

COLLEGE WORLD SERIES

2/1	W	14-5	South Alabama	Coral Gables, Fla.	5/12	W	18-5	UCF	Coral Gables, Fla.
2/2	W	12-9	South Alabama	Coral Gables, Fla.	5/12	W	28-5	UCF	Coral Gables, Fla.
2/3	L	5-7	South Alabama	Coral Gables, Fla.	5/17	W	9-0	USF	Coral Gables, Fla.
2/5	L	3-4	USF	Tampa, Fla.	5/18	L	1-2	USF	Coral Gables, Fla.
2/9	W	5-2	Arkansas	Coral Gables, Fla.	5/19	W	8-3	USF	Coral Gables, Fla.
2/9	W	2-1	Arkansas	Coral Gables, Fla.	5/24+	W	22-6	Princeton	Coral Gables, Fla.
2/10	W	4-0	Arkansas	Coral Gables, Fla.	5/26+	W	11-6	Virginia	Coral Gables, Fla.
2/12	W	14-7	Armstrong State	Coral Gables, Fla.	5/27+	L	1-8	Florida	Coral Gables, Fla.
2/13	W	15-3	Armstrong State	Coral Gables, Fla.	5/28+	W	12-9	Florida	Coral Gables, Fla.
2/15	W	5-2	Florida	Coral Gables, Fla.	6/1#	W	17-3	Stanford	Omaha, Neb.
2/16	L	2-4	Florida	Coral Gables, Fla.	6/5#	L	4-8	Texas	Omaha, Neb.
2/17	W	5-2	Florida	Coral Gables, Fla.	6/6#	W	2-1	Oklahoma State	Omaha, Neb.
2/18	W	9-4	Seton Hall	Coral Gables, Fla.	6/8#	W	6-5	Mississippi State	Omaha, Neb.
2/20	L	1-4	St. Thomas	Coral Gables, Fla.	6/9#	W	2-1	Texas	Omaha, Neb.
2/22	L	2-5	Florida State	Coral Gables, Fla.	6/11#	W	10-6	Texas	Omaha, Neb.
2/23	W	15-4	Florida State	Coral Gables, Fla.					
2/24	W	6-5	Florida State (10)	Coral Gables, Fla.					
2/27	W	17-4	Tampa	Coral Gables, Fla.					
2/28	W	8-6	New Orleans	Coral Gables, Fla.					
3/1	W	10-0	New Orleans	Coral Gables, Fla.					
3/2	W	8-3	New Orleans	Coral Gables, Fla.					
3/3	W	5-3	New Orleans	Coral Gables, Fla.					
3/5	W	7-3	Rice	Coral Gables, Fla.					
3/6	W	11-3	Rice	Coral Gables, Fla.					
3/8	W	10-1	Maine	Coral Gables, Fla.					
3/9	W	9-3	Maine	Coral Gables, Fla.					
3/10	W	3-2	James Madison	Coral Gables, Fla.					
3/12	W	6-5	Creighton	Coral Gables, Fla.					

1986 **50-17 (.746)**

COLLEGE WORLD SERIES

2/8	W	5-3	Texas	Coral Gables, Fla.
2/9	W	10-7	Texas	Coral Gables, Fla.
2/11	L	2-7	USF	Tampa, Fla.
2/12	W	6-5	USF	Tampa, Fla.
2/14	W	7-6	Florida	Coral Gables, Fla.
2/15	W	7-6	Florida (10)	Coral Gables, Fla.
2/16	W	5-1	Seton Hall	Coral Gables, Fla.
2/17	W	5-0	Seton Hall	Coral Gables, Fla.
2/21	L	4-12	USF	Coral Gables, Fla.

ALL-TIME RESULTS

2/22	W	24-2	USF	Coral Gables, Fla.	2/14	W	10-8	USF	Coral Gables, Fla.
2/25	W	6-0	FIU	Coral Gables, Fla.	2/15	L	5-11	Seton Hall	Coral Gables, Fla.
2/27	W	5-3	FIU (11)	Miami, Fla.	2/17	L	1-5	Tampa	Coral Gables, Fla.
2/28	W	5-4	Florida Southern	Coral Gables, Fla.	2/20	W	7-2	LSU	New Orleans, La.
3/1	W	9-7	Florida Southern	Coral Gables, Fla.	2/21	L	4-5	New Orleans (10)	New Orleans, La.
3/4	L	9-10	St. Thomas	Coral Gables, Fla.	2/22	L	3-4	Tulane (11)	New Orleans, La.
3/7	W	7-6	Maine	Coral Gables, Fla.	2/24	W	8-1	Wake Forest	Coral Gables, Fla.
3/8	W	4-1	Southern Illinois	Coral Gables, Fla.	2/25	W	8-3	Wake Forest	Coral Gables, Fla.
3/11	W	6-5	Florida	Gainesville, Fla.	2/27	W	4-2	Florida	Coral Gables, Fla.
3/12	W	9-7	Florida	Gainesville, Fla.	2/28	W	12-4	Florida	Coral Gables, Fla.
3/14	W	5-2	Southern Illinois	Coral Gables, Fla.	3/3	W	4-2	USF	Tampa, Fla.
3/16	W	2-1	Creighton	Coral Gables, Fla.	3/4	L	3-7	USF	Tampa, Fla.
3/17	W	2-1	Maine	Coral Gables, Fla.	3/7	W	1-6	Maine	Coral Gables, Fla.
3/18	W	7-6	Rutgers	Coral Gables, Fla.	3/8	L	9-10	Maine	Coral Gables, Fla.
3/19	W	9-3	Maine	Coral Gables, Fla.	3/9	W	5-1	Georgetown	Coral Gables, Fla.
3/22	W	6-2	Maine	Coral Gables, Fla.	3/11	W	9-4	Maine	Coral Gables, Fla.
3/23	L	6-8	Maine	Coral Gables, Fla.	3/13	W	9-4	Southern Illinois	Coral Gables, Fla.
3/27	L	2-3	Michigan State	Coral Gables, Fla.	3/14	W	7-0	Southern Illinois	Coral Gables, Fla.
3/28	W	7-3	Bowling Green	Coral Gables, Fla.	3/15	L	2-5	Creighton	Coral Gables, Fla.
3/29	W	3-0	Air Force	Coral Gables, Fla.	3/16	W	10-9	Creighton	Coral Gables, Fla.
3/29	W	12-8	Bowling Green	Coral Gables, Fla.	3/17	L	7-12	Rutgers	Coral Gables, Fla.
4/1	W	9-1	Barry	Coral Gables, Fla.	3/18	W	5-0	Maine	Coral Gables, Fla.
4/4	W	10-5	Michigan (7)	Minneapolis, Minn.	3/20	L	2-8	Clemson	Coral Gables, Fla.
4/5E	W	8-0	Panama Olympic	Minneapolis, Minn.	3/21	L	9-11	Clemson	Coral Gables, Fla.
4/5	L	3-7	Minnesota	Minneapolis, Minn.	3/22	T	10-10	Clemson	Coral Gables, Fla.
4/6	L	5-7	Michigan (10)	Minneapolis, Minn.	3/23	W	10-4	Maine	Coral Gables, Fla.
4/8	W	1-0	Alabama (7)	Mobile, Ala.	3/25	W	6-3	Michigan State	Coral Gables, Fla.
4/9	L	4-8	South Alabama	Mobile, Ala.	3/27	L	0-5	Arizona	Coral Gables, Fla.
4/11	L	1-6	Florida State	Tallahassee, Fla.	3/28	W	7-3	Arizona	Coral Gables, Fla.
4/12	W	4-3	Florida State	Tallahassee, Fla.	3/29	W	9-8	Arizona	Coral Gables, Fla.
4/13	L	3-8	Florida State	Tallahassee, Fla.	3/31	W	8-2	Stetson	DeLand, Fla.
4/16	L	8-9	FIU (13)	Miami, Fla.	4/1	W	6-4	Stetson	DeLand, Fla.
4/17	W	1-6	Jacksonville	Coral Gables, Fla.	4/3	W	7-4	FIU	Coral Gables, Fla.
4/18	W	10-3	Jacksonville	Coral Gables, Fla.	4/4	W	12-1	FIU	Coral Gables, Fla.
4/19	W	12-1	Jacksonville	Coral Gables, Fla.	4/5	L	6-7	FIU (12)	Miami, Fla.
4/24	W	17-6	Stetson	Coral Gables, Fla.	4/7	W	6-5	Florida Southern	Coral Gables, Fla.
4/25	W	12-4	Stetson	Coral Gables, Fla.	4/10	L	3-14	Florida State	Tallahassee, Fla.
4/26	W	9-1	Stetson	Coral Gables, Fla.	4/11	W	1-6	Florida State	Tallahassee, Fla.
4/29	W	6-3	FAU	Coral Gables, Fla.	4/12	W	11-10	Florida State (11)	Tallahassee, Fla.
5/2	W	11-10	Florida State	Coral Gables, Fla.	4/14	W	9-4	New Orleans	Coral Gables, Fla.
5/3	L	6-14	Florida State	Coral Gables, Fla.	4/15	W	7-5	New Orleans	Coral Gables, Fla.
5/4	W	7-5	Florida State	Coral Gables, Fla.	4/17	W	19-9	FAU	Coral Gables, Fla.
5/6	W	8-7	Tampa (10)	Coral Gables, Fla.	4/18	W	18-2	Barry	Coral Gables, Fla.
5/9	W	6-5	Clemson	Greenville, S.C.	4/21	L	2-3	Florida	Gainesville, Fla.
5/10	L	4-7	Clemson	Greenville, S.C.	4/22	L	5-6	Florida	Gainesville, Fla.
5/11	L	5-9	Clemson	Greenville, S.C.	4/24	W	4-3	James Madison	Norfolk, Va.
5/12	W	9-6	Maine	Orono, Maine	4/28	W	12-3	FIU	Coral Gables, Fla.
5/13	L	6-9	Maine	Old Orchard, Maine	5/1	W	4-3	Florida State	Coral Gables, Fla.
5/14	W	9-1	Maine	Old Orchard, Maine	5/2	L	4-6	Florida State	Coral Gables, Fla.
5/23+	W	10-8	Western Carolina	Coral Gables, Fla.	5/3	L	6-8	Florida State	Coral Gables, Fla.
5/24+	W	7-5	South Carolina	Coral Gables, Fla.	5/8	L	3-4	North Carolina	Chapel Hill, N.C.
5/25+	W	7-6	Georgia Tech (10)	Coral Gables, Fla.	5/9	W	9-4	North Carolina	Chapel Hill, N.C.
5/26+	W	15-9	Georgia Tech (10)	Coral Gables, Fla.	5/10	W	10-2	North Carolina	Chapel Hill, N.C.
5/31#	W	6-2	Oklahoma State	Omaha, Neb.	5/17	L	3-6	New Orleans	Coral Gables, Fla.
6/3#	L	2-7	Florida State	Omaha, Neb.	5/18	L	5-6	New Orleans	Coral Gables, Fla.
6/5#	W	4-3	LSU	Omaha, Neb.	5/21+	L	6-11	Georgia Southern	Tallahassee, Fla.
6/7#	W	4-3	Arizona	Omaha, Neb.	5/22+	L	2-5	Florida State	Tallahassee, Fla.
6/8#	L	3-4	Florida State	Omaha, Neb.					

1987

NCAA TOURNAMENT

2/8	L	6-16	Texas	Austin, Texas
2/9	L	7-8	Texas	Austin, Texas
2/13	L	2-4	USF	Coral Gables, Fla.

35-24-1 (.583)

1988

COLLEGE WORLD SERIES

2/5	W	9-0	Mercer	Coral Gables, Fla.
2/6	W	24-1	Mercer (7)	Coral Gables, Fla.
2/7	W	17-7	Mercer	Coral Gables, Fla.
2/12	W	1-0	USF	Coral Gables, Fla.

52-14-1 (.776)



ALL-TIME RESULTS

2/13	W	4-3	USF	Coral Gables, Fla.
2/14	W	9-4	Seton Hall	Coral Gables, Fla.
2/16	W	4-0	Eckerd	Coral Gables, Fla.
2/17	W	5-0	Barry	Coral Gables, Fla.
2/21	L	2-3	Florida (7)	Gainesville, Fla.
2/21	W	9-7	Florida	Gainesville, Fla.
2/23	W	10-3	Wake Forest	Coral Gables, Fla.
2/24	W	4-2	Wake Forest	Coral Gables, Fla.
2/27	L	5-8	Texas	Coral Gables, Fla.
2/28	W	3-2	Texas	Coral Gables, Fla.
3/1	W	6-2	St. Thomas	Coral Gables, Fla.
3/4	W	13-1	Maine	Coral Gables, Fla.
3/5	W	10-1	Maine	Coral Gables, Fla.
3/6	W	8-7	Purdue	Coral Gables, Fla.
3/8	W	9-2	Navy	Coral Gables, Fla.
3/10	W	8-2	Georgetown	Coral Gables, Fla.
3/11	W	7-6	Southern Illinois	Coral Gables, Fla.
3/12	W	6-5	Southern Illinois	Coral Gables, Fla.
3/13	W	11-2	Creighton	Coral Gables, Fla.
3/14	W	9-4	Creighton	Coral Gables, Fla.
3/17	W	10-5	St. Francis Brooklyn	Coral Gables, Fla.
3/18	L	3-6	Maine	Coral Gables, Fla.
3/20	W	6-5	Maine (10)	Coral Gables, Fla.
3/20	W	3-2	Maine	Coral Gables, Fla.
3/22	W	4-2	Rutgers	Coral Gables, Fla.
3/23	W	8-2	Rutgers	Coral Gables, Fla.
3/24	W	14-6	Air Force	Coral Gables, Fla.
3/25	L	6-7	Michigan State	Coral Gables, Fla.
3/26	L	4-5	Michigan State	Coral Gables, Fla.
3/27	W	10-8	Michigan State (10)	Coral Gables, Fla.
3/30	W	19-1	NcNeese State	Coral Gables, Fla.
4/1	W	11-3	Florida	Coral Gables, Fla.
4/2	W	5-3	Florida	Coral Gables, Fla.
4/5	W	15-2	Niagara	Coral Gables, Fla.
4/6	W	4-2	FIU	Miami, Fla.
4/8	W	8-3	Florida State	Tallahassee, Fla.
4/9	L	8-20	Florida State	Tallahassee, Fla.
4/10	T	5-5	Florida State (8)	Tallahassee, Fla.
4/13	W	12-3	FAU	Coral Gables, Fla.
4/15	W	8-2	Tulane	Coral Gables, Fla.
4/16	L	1-4	Tulane	Coral Gables, Fla.
4/18	W	11-4	USF	Tampa, Fla.
4/19	L	8-11	USF	Tampa, Fla.
4/22	W	8-3	FIU	Coral Gables, Fla.
4/23	L	1-2	FIU	Coral Gables, Fla.
4/26	W	8-5	Tampa	Coral Gables, Fla.
4/29	W	9-3	Stanford	Coral Gables, Fla.
4/30	W	7-3	Stanford	Coral Gables, Fla.
5/6	L	5-6	Florida State	Coral Gables, Fla.
5/7	W	9-7	Florida State	Coral Gables, Fla.
5/8	L	3-6	Florida State	Coral Gables, Fla.
5/13	W	8-1	Maine	Orono, Maine
5/14	W	11-3	Maine	Old Orchard, Maine
5/15	L	5-6	Maine (13)	Old Orchard, Maine
5/16	W	13-5	Maine	Orono, Maine
5/20	W	6-4	Stetson	Coral Gables, Fla.
5/25+	W	4-0	Towson	Coral Gables, Fla.
5/28+	W	18-8	James Madison	Coral Gables, Fla.
5/28+	W	4-2	Georgia Tech	Coral Gables, Fla.
5/29+	W	10-3	South Carolina	Coral Gables, Fla.
6/4#	L	3-6	Cal State Fullerton	Omaha, Neb.
6/6#	W	8-4	Fresno State	Omaha, Neb.
6/7#	L	1-2	Stanford	Omaha, Neb.

1989

COLLEGE WORLD SERIES

2/5	W	4-1	UCF	Coral Gables, Fla.
2/6	W	5-1	UCF	Coral Gables, Fla.
2/7	W	15-0	UCF	Coral Gables, Fla.
2/10	W	1-0	USF (12)	Coral Gables, Fla.
2/11	W	9-5	USF	Coral Gables, Fla.
2/17	W	4-1	Tennessee	Coral Gables, Fla.
2/18	L	5-6	Tennessee (11)	Coral Gables, Fla.
2/19	W	11-2	Seton Hall	Coral Gables, Fla.
2/20	L	1-5	Seton Hall	Coral Gables, Fla.
2/25	W	6-5	Texas	Austin, Texas
2/26	L	2-5	Texas	Austin, Texas
2/27	L	5-6	Texas	Austin, Texas
3/1	W	9-1	Barry	Coral Gables, Fla.
3/3	W	5-4	Minnesota	Coral Gables, Fla.
3/4	W	13-4	Minnesota	Coral Gables, Fla.
3/5	W	7-6	Minnesota	Coral Gables, Fla.
3/8	L	2-4	Notre Dame	Coral Gables, Fla.
3/9	W	17-0	Boston University (7)	Coral Gables, Fla.
3/10	W	6-0	Southern Illinois	Coral Gables, Fla.
3/11	W	10-6	Southern Illinois	Coral Gables, Fla.
3/12	W	2-1	Creighton (10)	Coral Gables, Fla.
3/13	W	6-5	Creighton	Coral Gables, Fla.
3/14E	L	0-5	Baltimore Orioles	Coral Gables, Fla.
3/15	W	6-3	Pace	Coral Gables, Fla.
3/17	W	8-1	Maine	Coral Gables, Fla.
3/18	W	2-0	Maine	Coral Gables, Fla.
3/19	L	3-4	Maine	Coral Gables, Fla.
3/21	L	10-13	Florida	Coral Gables, Fla.
3/22	W	4-0	Florida	Coral Gables, Fla.
3/24	W	16-8	Rutgers	Coral Gables, Fla.
3/25	W	7-4	Rutgers	Coral Gables, Fla.
3/27	W	7-5	Michigan State	Coral Gables, Fla.
3/28	W	5-3	Stetson	Coral Gables, Fla.
3/29	L	8-9	Stetson (10)	Coral Gables, Fla.
4/1	L	1-7	Florida	Gainesville, Fla.
4/2	L	2-3	Florida	Gainesville, Fla.
4/7	L	0-3	Florida State	Tallahassee, Fla.
4/8	W	8-1	Florida State	Tallahassee, Fla.
4/9	L	3-11	Florida State	Tallahassee, Fla.
4/14	W	14-0	FAU	Coral Gables, Fla.
4/15	W	14-0	FAU	Coral Gables, Fla.
4/18	W	9-0	St. Thomas	Coral Gables, Fla.
4/21	W	5-2	FIU	Coral Gables, Fla.
4/22	W	7-2	FIU	Coral Gables, Fla.
4/23	W	9-6	FIU	Miami, Fla.
4/25	W	5-3	Boca Raton	Coral Gables, Fla.
4/28	W	11-5	Clemson	Clemson, S.C.
4/29	W	10-2	Clemson	Clemson, S.C.
4/30	L	4-5	Clemson	Clemson, S.C.
5/2	W	7-6	Eckerd	Coral Gables, Fla.
5/5	W	11-2	Florida State	Coral Gables, Fla.
5/6	W	8-2	Florida State	Coral Gables, Fla.
5/7	L	4-8	Florida State	Coral Gables, Fla.
5/9	L	12-13	Tampa	Coral Gables, Fla.
5/12	W	12-3	Mercer	Coral Gables, Fla.
5/13	W	9-4	Mercer	Coral Gables, Fla.
5/14	W	10-3	Mercer	Coral Gables, Fla.
5/19	W	7-4	NC State	Chapel Hill, N.C.
5/20	W	2-0	Clemson	Chapel Hill, N.C.
5/21	W	11-1	Arizona	Chapel Hill, N.C.
5/25+	W	3-1	Villanova	Gainesville, Fla.
5/26+	L	7-9	Georgia Tech	Gainesville, Fla.

ALL-TIME RESULTS

5/27+	W	9-1	Florida	Gainesville, Fla.	5/12	L	5-9	Maine	Orono, Maine
5/27+	W	10-1	UCF	Gainesville, Fla.	5/14	L	0-4	Maine	Orono, Maine
5/28+	W	4-1	Villanova	Gainesville, Fla.	5/14	W	6-4	Maine (7)	Orono, Maine
6/3#	W	5-2	LSU	Omaha, Neb.	5/18	W	4-3	UCF	Coral Gables, Fla.
6/5#	L	2-12	Texas	Omaha, Neb.	5/19	W	9-0	UCF	Coral Gables, Fla.
6/6#	L	3-6	LSU	Omaha, Neb.	5/25+	W	4-3	Stetson	Coral Gables, Fla.
					5/27+	W	5-2	USF	Coral Gables, Fla.
					5/28+	L	2-6	The Citadel	Coral Gables, Fla.
					5/28+	W	6-1	NC State	Coral Gables, Fla.
					5/29+	L	1-4	The Citadel	Coral Gables, Fla.

1990

NCAA TOURNAMENT

2/2	W	7-0	Seton Hall	Coral Gables, Fla.
2/3	W	17-3	Seton Hall	Coral Gables, Fla.
2/4	W	8-2	Seton Hall	Coral Gables, Fla.
2/9	W	7-4	USF	Tampa, Fla.
2/10	L	3-4	USF	Tampa, Fla.
2/11	W	4-2	UCF	Orlando, Fla.
2/14	W	7-1	Barry	Coral Gables, Fla.
2/16	W	6-5	Texas	Coral Gables, Fla.
2/17	W	7-1	Texas	Coral Gables, Fla.
2/18	W	7-6	Texas	Coral Gables, Fla.
2/21	W	10-2	St. Francis Brooklyn	Coral Gables, Fla.
2/24	L	4-5	Florida	Coral Gables, Fla.
2/24	W	12-10	Florida	Coral Gables, Fla.
2/25	W	17-1	St. Francis Brooklyn	Coral Gables, Fla.
2/28	W	15-7	Eckerd	Coral Gables, Fla.
3/3	W	6-3	Florida	Gainesville, Fla.
3/4	W	8-2	Florida	Gainesville, Fla.
3/5	W	4-1	Stetson	DeLand, Fla.
3/6	W	5-4	Stetson (11)	DeLand, Fla.
3/9	W	5-1	Southern Illinois	Coral Gables, Fla.
3/10	L	0-1	Southern Illinois	Coral Gables, Fla.
3/11	W	25-1	Boston University	Coral Gables, Fla.
3/13	W	4-0	Davidson	Coral Gables, Fla.
3/15	L	2-3	Davidson	Coral Gables, Fla.
3/16	W	6-2	Rutgers	Coral Gables, Fla.
3/17	W	6-3	Rutgers	Coral Gables, Fla.
3/18	W	12-1	Georgetown	Coral Gables, Fla.
3/20	W	12-2	Washington State	Coral Gables, Fla.
3/21	L	0-3	Washington State	Coral Gables, Fla.
3/22	W	9-2	Clemson	Coral Gables, Fla.
3/23	W	11-5	Clemson	Coral Gables, Fla.
3/24	W	2-1	Clemson	Coral Gables, Fla.
3/28	W	12-1	Northeastern	Coral Gables, Fla.
3/30	W	2-1	Wichita State	Minneapolis, Minn.
3/31	W	3-0	Minnesota (7)	Minneapolis, Minn.
4/1	W	4-3	Stanford (10)	Minneapolis, Minn.
4/3	W	22-0	Bethune-Cookman (7)	Coral Gables, Fla.
4/6	W	3-1	North Florida	Coral Gables, Fla.
4/7	W	13-2	St. Thomas	Coral Gables, Fla.
4/10	W	5-3	New Orleans	Coral Gables, Fla.
4/11	W	4-2	New Orleans	Coral Gables, Fla.
4/13	L	3-7	Florida State	Tallahassee, Fla.
4/14	W	8-5	Florida State	Tallahassee, Fla.
4/15	W	8-3	Florida State	Tallahassee, Fla.
4/18	W	6-2	St. Thomas	Coral Gables, Fla.
4/20	W	16-6	FIU	Coral Gables, Fla.
4/21	W	6-5	FIU	Coral Gables, Fla.
4/22	W	7-1	FIU	Miami, Fla.
4/25	W	2-1	Tampa (10)	Coral Gables, Fla.
4/27	W	19-2	Nova Southeastern	Coral Gables, Fla.
4/28	W	11-3	FAU	Coral Gables, Fla.
5/4	W	7-3	Florida State	Coral Gables, Fla.
5/5	L	2-6	Florida State	Coral Gables, Fla.
5/6	L	4-8	Florida State	Coral Gables, Fla.
5/11	L	1-4	Maine	Orono, Maine

52-13 (.800)

1991

NCAA TOURNAMENT

2/1	W	9-8	California	Coral Gables, Fla.
2/2	W	6-4	California	Coral Gables, Fla.
2/3	W	13-6	California	Coral Gables, Fla.
2/8	L	2-6	Texas	Austin, Texas
2/9	L	5-7	Texas	Austin, Texas
2/10	W	6-5	Texas	Austin, Texas
2/12	W	6-1	Tampa	Coral Gables, Fla.
2/15	W	8-1	Stetson	Coral Gables, Fla.
2/16	W	2-0	Stetson	Coral Gables, Fla.
2/19	W	6-1	USF	Coral Gables, Fla.
2/20	W	4-3	USF	Coral Gables, Fla.
2/23	W	5-3	Florida	Gainesville, Fla.
2/24	W	8-7	Florida	Gainesville, Fla.
2/26	W	4-2	Florida	Coral Gables, Fla.
2/27	W	9-7	Florida (10)	Coral Gables, Fla.
3/1	L	3-4	LSU	New Orleans, La.
3/2	W	12-3	New Orleans	New Orleans, La.
3/3	L	2-5	Tulane	New Orleans, La.
3/5	W	11-3	NC State	Coral Gables, Fla.
3/6	L	2-4	NC State	Coral Gables, Fla.
3/8	L	1-2	Southern Illinois	Coral Gables, Fla.
3/9	W	12-0	Southern Illinois	Coral Gables, Fla.
3/10	W	17-5	George Washington	Coral Gables, Fla.
3/11	W	5-1	George Washington	Coral Gables, Fla.
3/13	W	2-1	Maine	Coral Gables, Fla.
3/14	W	9-3	Pennsylvania	Coral Gables, Fla.
3/15	W	5-3	Maine	Coral Gables, Fla.
3/16	W	9-0	Maine	Coral Gables, Fla.
3/17	W	7-0	Maine	Coral Gables, Fla.
3/19	W	5-0	Minnesota	Coral Gables, Fla.
3/20	L	0-9	Minnesota	Coral Gables, Fla.
3/22	W	5-2	Rutgers	Coral Gables, Fla.
3/23	W	20-4	Rutgers	Coral Gables, Fla.
3/24	W	10-2	Minnesota	Coral Gables, Fla.
3/26	W	5-1	Eastern Illinois	Coral Gables, Fla.
3/29	W	9-3	Northeastern	Coral Gables, Fla.
3/30	W	17-4	Northeastern (7)	Coral Gables, Fla.
3/30	W	8-1	Northeastern	Coral Gables, Fla.
4/5	W	8-7	FAU	Coral Gables, Fla.
4/6	W	6-3	St. Thomas	Coral Gables, Fla.
4/9	W	8-7	North Florida	Coral Gables, Fla.
4/12	L	2-7	Florida State	Tallahassee, Fla.
4/13	L	4-12	Florida State	Tallahassee, Fla.
4/14	L	5-8	Florida State	Tallahassee, Fla.
4/17	W	4-3	St. Thomas (12)	Coral Gables, Fla.
4/19	W	6-2	Eastern Kentucky	Coral Gables, Fla.
4/20	W	4-0	Eastern Kentucky	Coral Gables, Fla.
4/21	L	2-3	Eastern Kentucky	Coral Gables, Fla.
4/26	L	2-5	FIU	Coral Gables, Fla.
4/27	W	1-1	FIU	Coral Gables, Fla.
4/28	W	8-0	FIU	Miami, Fla.

46-17 (.730)



ALL-TIME RESULTS

5/3	L	2-3	Florida State	Coral Gables, Fla.	5/9	W	8-7	Maine (10)	Orono, Maine
5/4	L	1-4	Florida State	Coral Gables, Fla.	5/10	W	5-1	Maine	Orono, Maine
5/5	W	8-6	Florida State	Coral Gables, Fla.	5/12	W	5-1	Tampa	Coral Gables, Fla.
5/10	W	4-2	Georgia Southern	Coral Gables, Fla.	5/13	W	12-11	Tampa	Coral Gables, Fla.
5/11	W	7-0	Georgia Southern	Coral Gables, Fla.	5/15	W	6-5	Georgia Tech (13)	Coral Gables, Fla.
5/12	W	10-5	Georgia Southern	Coral Gables, Fla.	5/16	W	6-2	Georgia Tech	Coral Gables, Fla.
5/17	L	5-9	Georgia Tech	Atlanta, Ga.	5/17	W	4-3	Georgia Tech	Coral Gables, Fla.
5/18	W	10-7	Georgia Tech	Atlanta, Ga.	5/22+	W	3-1	UMBC	Coral Gables, Fla.
5/19	W	7-1	Georgia Tech	Atlanta, Ga.	5/23+	L	3-6	Notre Dame	Coral Gables, Fla.
5/23+	W	13-1	Portland	Fresno, Calif.	5/24	W	5-4	NC State	Coral Gables, Fla.
5/24+	L	6-13	Cal State Northridge	Fresno, Calif.	5/24+	W	17-2	South Carolina	Coral Gables, Fla.
5/25+	L	7-15	Stanford	Fresno, Calif.	5/25+	W	5-1	Notre Dame	Coral Gables, Fla.
					5/29#	W	4-3	California (13)	Omaha, Neb.
					5/31#	W	4-3	Cal State Fullerton	Omaha, Neb.
					6/2#	L	5-7	Cal State Fullerton	Omaha, Neb.
					6/5#	L	1-8	Cal State Fullerton	Omaha, Neb.

1992 55-10 (.846)

COLLEGE WORLD SERIES

2/7	W	14-2	Seton Hall	Coral Gables, Fla.
2/8	W	25-3	Seton Hall	Coral Gables, Fla.
2/9	W	4-1	Seton Hall	Coral Gables, Fla.
2/13	W	6-1	FIU	Coral Gables, Fla.
2/14	W	22-1	FIU	Coral Gables, Fla.
2/16	W	7-1	FIU	Coral Gables, Fla.
2/19	W	13-4	Barry	Coral Gables, Fla.
2/22	L	3-7	Florida	Gainesville, Fla.
2/23	L	5-8	Florida	Gainesville, Fla.
2/28	L	5-8	Stetson	Coral Gables, Fla.
2/29	W	7-2	Stetson	Coral Gables, Fla.
3/1	W	7-5	Stetson	Coral Gables, Fla.
3/3	W	12-2	Villanova	Coral Gables, Fla.
3/5	W	4-0	Providence	Coral Gables, Fla.
3/6	W	7-1	Florida	Coral Gables, Fla.
3/7	W	6-5	Florida	Coral Gables, Fla.
3/10	L	5-14	Illinois	Coral Gables, Fla.
3/11	W	7-1	Illinois	Coral Gables, Fla.
3/13	W	10-2	Illinois State	Coral Gables, Fla.
3/14	W	3-0	Illinois State	Coral Gables, Fla.
3/15	W	12-0	Pace	Coral Gables, Fla.
3/17	W	10-0	Rutgers	Coral Gables, Fla.
3/19	W	14-7	Rutgers	Coral Gables, Fla.
3/20	W	9-1	Southern Illinois	Coral Gables, Fla.
3/21	W	5-1	Southern Illinois	Coral Gables, Fla.
3/22	W	12-3	Youngstown State	Coral Gables, Fla.
3/27	L	1-2	Notre Dame	Coral Gables, Fla.
3/28	W	1-6	Notre Dame	Coral Gables, Fla.
3/29	W	6-5	Notre Dame (11)	Coral Gables, Fla.
3/31	W	15-3	USF	Tampa, Fla.
4/1	W	8-7	USF	Tampa, Fla.
4/5	W	9-1	Rollins	Coral Gables, Fla.
4/7	W	12-8	Barry	Coral Gables, Fla.
4/10	W	10-6	Florida State	Tallahassee, Fla.
4/11	W	6-3	Florida State	Tallahassee, Fla.
4/12	W	6-5	Florida State	Tallahassee, Fla.
4/15	W	3-2	North Florida	Coral Gables, Fla.
4/17	W	11-1	St. Thomas	Coral Gables, Fla.
4/18	W	4-3	St. Thomas (12)	Coral Gables, Fla.
4/21	W	14-2	FAU	Coral Gables, Fla.
4/24	W	7-3	Florida State	Coral Gables, Fla.
4/25	W	5-4	Florida State	Coral Gables, Fla.
4/26	L	2-3	Florida State	Coral Gables, Fla.
4/28	W	11-1	St. Thomas	Coral Gables, Fla.
4/29	W	12-5	Nova Southeastern	Coral Gables, Fla.
5/1	W	6-1	Texas	Coral Gables, Fla.
5/2	W	3-2	Texas	Coral Gables, Fla.
5/3	L	3-10	Texas	Coral Gables, Fla.
5/8	W	5-1	Maine	Orono, Maine

BRAD KELLEY 1993

1993 36-22 (.621)

NCAA TOURNAMENT

2/5	L	6-17	Texas	Austin, Texas
2/6	L	6-7	Texas	Austin, Texas
2/7	L	11-12	Texas (10)	Austin, Texas
2/12	W	8-2	Illinois	Coral Gables, Fla.
2/13	W	4-3	Illinois (13)	Coral Gables, Fla.
2/14	L	4-6	Illinois	Coral Gables, Fla.
2/17	W	4-3	FIU	Coral Gables, Fla.
2/19	W	7-3	Long Beach State	Coral Gables, Fla.
2/20	L	2-4	Long Beach State	Coral Gables, Fla.
2/21	L	8-10	Long Beach State	Coral Gables, Fla.
2/24	W	4-3	Michigan	Coral Gables, Fla.
2/25	W	8-1	Michigan	Coral Gables, Fla.
2/27	L	2-3	Florida	Gainesville, Fla.
2/28	L	7-9	Florida	Gainesville, Fla.
3/1	W	6-4	Stetson	DeLand, Fla.
3/2	W	19-3	Stetson	DeLand, Fla.
3/5	W	7-5	Jacksonville	Coral Gables, Fla.
3/6	L	2-4	Jacksonville	Coral Gables, Fla.
3/7	W	8-6	Jacksonville	Coral Gables, Fla.
3/10	W	9-5	Georgetown	Coral Gables, Fla.
3/12	W	7-1	Florida	Coral Gables, Fla.
3/14	L	3-4	Florida (10)	Coral Gables, Fla.
3/16	W	11-4	Rutgers	Coral Gables, Fla.
3/18	W	6-2	Southern Illinois	Coral Gables, Fla.
3/19	W	6-5	Maine	Coral Gables, Fla.
3/20	W	11-10	Maine	Coral Gables, Fla.
3/26	W	13-2	Georgia State	Coral Gables, Fla.
3/27	W	9-6	Georgia State	Coral Gables, Fla.
3/27	W	19-1	Georgia State	Coral Gables, Fla.
3/31	W	11-2	UCF	Coral Gables, Fla.
4/2	L	0-2	FAU	Coral Gables, Fla.
4/3	W	3-0	FAU	Coral Gables, Fla.
4/6	W	7-3	FIU	Coral Gables, Fla.
4/9	L	0-7	Florida State	Tallahassee, Fla.
4/10	L	1-8	Florida State	Tallahassee, Fla.
4/11	L	2-6	Florida State	Tallahassee, Fla.
4/13	W	9-2	FIU	Coral Gables, Fla.
4/16	W	7-6	St. Thomas (15)	Coral Gables, Fla.
4/17	W	8-6	St. Thomas	Coral Gables, Fla.
4/21	W	9-4	Nova Southeastern	Coral Gables, Fla.
4/23	L	0-1	Florida State	Coral Gables, Fla.
4/24	W	4-3	Florida State (12)	Coral Gables, Fla.
4/25	W	14-13	Florida State (10)	Coral Gables, Fla.

ALL-TIME RESULTS

4/30	W	6-2	Tampa	Coral Gables, Fla.	4/29	L	5-7	Clemson	Clemson, S.C.
5/1	W	11-3	Tampa	Coral Gables, Fla.	4/30	W	6-3	Clemson	Clemson, S.C.
5/4	W	3-2	FAU (13)	Coral Gables, Fla.	5/1	L	8-9	Clemson (12)	Clemson, S.C.
5/7	W	6-5	Rice	Coral Gables, Fla.	5/6	W	11-3	Barry	Coral Gables, Fla.
5/8	W	13-5	Rice	Coral Gables, Fla.	5/7	W	10-4	Tampa	Coral Gables, Fla.
5/9	L	2-3	Rice	Coral Gables, Fla.	5/8	W	3-0	Tampa	Coral Gables, Fla.
5/11	L	3-5	USF	Coral Gables, Fla.	5/10	L	5-6	FIU	Coral Gables, Fla.
5/12	W	11-6	USF	Coral Gables, Fla.	5/13	W	7-2	Western Carolina	Coral Gables, Fla.
5/14	W	6-1	Fordham	Coral Gables, Fla.	5/14	W	8-2	Western Carolina	Coral Gables, Fla.
5/15	W	8-0	Fordham	Coral Gables, Fla.	5/15	W	5-4	Western Carolina	Coral Gables, Fla.
5/21	L	7-14	NC State	Chapel Hill, N.C.	5/20	W	4-1	Coastal Carolina	Coral Gables, Fla.
5/22	L	1-3	North Carolina	Chapel Hill, N.C.	5/21	W	7-4	Coastal Carolina	Coral Gables, Fla.
5/23	L	4-5	Wake Forest	Chapel Hill, N.C.	5/27+	W	17-4	Rider	Coral Gables, Fla.
5/27+	L	3-7	South Alabama	Baton Rouge, La.	5/28+	W	4-1	Kent	Coral Gables, Fla.
5/28+	L	5-10	Western Carolina	Baton Rouge, La.	5/29+	W	11-3	Minnesota	Coral Gables, Fla.
					5/30+	W	10-6	Florida	Coral Gables, Fla.
					6/4#	L	0-4	Arizona State	Omaha, Neb.
					6/6#	W	7-5	Auburn	Omaha, Neb.
					6/7#	L	5-9	Arizona State	Omaha, Neb.

JIM MORRIS

1994-2018

1994

49-14 (.778)

COLLEGE WORLD SERIES

2/2	W	8-0	Barry	Coral Gables, Fla.
2/4	W	6-0	Tennessee	Coral Gables, Fla.
2/5	W	3-1	Tennessee	Coral Gables, Fla.
2/6	W	1-0	Tennessee	Coral Gables, Fla.
2/8	W	11-4	FIU	Coral Gables, Fla.
2/11	W	6-4	Stetson	Coral Gables, Fla.
2/12	L	4-7	Stetson	Coral Gables, Fla.
2/13	L	3-5	Stetson	Coral Gables, Fla.
2/15	W	4-0	FIU	Coral Gables, Fla.
2/19	W	4-3	Florida (10)	Gainesville, Fla.
2/20	L	0-5	Florida	Gainesville, Fla.
2/25	W	14-4	Minnesota	Coral Gables, Fla.
2/26	L	0-2	Minnesota	Coral Gables, Fla.
2/27	W	5-2	Minnesota	Coral Gables, Fla.
3/3	W	3-0	FIU	Coral Gables, Fla.
3/5	W	7-1	Illinois	Coral Gables, Fla.
3/6	W	6-2	Illinois	Coral Gables, Fla.
3/9	W	8-2	Pace	Coral Gables, Fla.
3/11	W	4-3	Florida	Coral Gables, Fla.
3/12	W	4-2	Florida	Coral Gables, Fla.
3/13	W	7-4	FAU	Boca Raton, Fla.
3/15	W	14-5	Rutgers	Coral Gables, Fla.
3/16	W	7-6	Rutgers	Coral Gables, Fla.
3/18	W	5-1	Southern Illinois	Coral Gables, Fla.
3/19	W	12-3	Southern Illinois	Coral Gables, Fla.
3/25	L	2-5	Jacksonville	Jacksonville, Fla.
3/26	W	5-3	Jacksonville	Jacksonville, Fla.
3/27	W	8-6	Jacksonville	Jacksonville, Fla.
3/29	W	2-0	Northeastern	Coral Gables, Fla.
4/2	W	19-7	Notre Dame	South Bend, Ind.
4/2	W	5-2	Notre Dame	South Bend, Ind.
4/3	W	4-2	Notre Dame	South Bend, Ind.
4/5	L	2-4	Rollins	Coral Gables, Fla.
4/8	L	3-6	Florida State	Tallahassee, Fla.
4/9	W	5-1	Florida State	Tallahassee, Fla.
4/10	W	2-1	Florida State	Tallahassee, Fla.
4/12	W	7-3	FAU	Coral Gables, Fla.
4/15	L	1-6	Florida State	Coral Gables, Fla.
4/16	W	8-0	Florida State	Coral Gables, Fla.
4/17	L	2-7	Florida State	Coral Gables, Fla.
4/19	W	7-6	Florida Southern (11)	Coral Gables, Fla.
4/20	W	5-1	Florida Southern	Coral Gables, Fla.
4/22	W	8-6	St. Thomas	Coral Gables, Fla.
4/23	W	9-4	St. Thomas	Coral Gables, Fla.

1995

48-17 (.738)

COLLEGE WORLD SERIES

2/1	W	5-2	FAU	Coral Gables, Fla.
2/4	L	3-5	Florida	Gainesville, Fla.
2/5	W	10-2	Florida	Gainesville, Fla.
2/11	W	6-0	UCF	Kissimmee, Fla.
2/10	W	12-1	North Carolina	Kissimmee, Fla.
2/12	W	5-4	UCF	Kissimmee, Fla.
2/15	W	10-1	FAU	Coral Gables, Fla.
2/21	W	7-4	FIU	Coral Gables, Fla.
2/25	W	4-3	USF	Tampa, Fla.
2/26	W	4-3	USF	Tampa, Fla.
3/1	W	16-6	FAU	Coral Gables, Fla.
3/3	W	4-2	Illinois	Coral Gables, Fla.
3/4	W	16-0	Illinois	Coral Gables, Fla.
3/5	L	4-7	Illinois	Coral Gables, Fla.
3/10	W	12-5	Rutgers	Coral Gables, Fla.
3/11	W	8-0	Rutgers	Coral Gables, Fla.
3/12	W	11-4	Rutgers	Coral Gables, Fla.
3/14	W	5-4	Southern Illinois	Coral Gables, Fla.
3/15	W	5-3	Southern Illinois	Coral Gables, Fla.
3/17	W	10-0	Maine	Coral Gables, Fla.
3/18	W	12-6	Maine	Coral Gables, Fla.
3/19	W	10-3	Maine	Coral Gables, Fla.
3/22	W	5-3	FAU	Boca Raton, Fla.
3/24	W	9-4	Notre Dame	Coral Gables, Fla.
3/25	W	12-4	Notre Dame	Coral Gables, Fla.
3/26	L	2-5	Notre Dame	Coral Gables, Fla.
3/29	W	11-4	Northeastern	Coral Gables, Fla.
3/31	W	19-7	Tampa	Coral Gables, Fla.
4/1	W	7-5	Tampa	Coral Gables, Fla.
4/4	L	2-4	FIU	Homestead, Fla.
4/7	L	1-9	Florida State	Tallahassee, Fla.
4/8	W	6-5	Florida State	Tallahassee, Fla.
4/9	L	2-3	Florida State	Tallahassee, Fla.
4/14	L	6-9	Florida State	Coral Gables, Fla.
4/15	L	1-10	Florida State	Coral Gables, Fla.
4/16	W	3-2	Florida State	Coral Gables, Fla.
4/21	L	3-10	Stetson	Coral Gables, Fla.
4/22	W	14-7	Stetson	Coral Gables, Fla.
4/23	L	2-3	Stetson	DeLand, Fla.
4/26	W	20-4	UCF	Coral Gables, Fla.
4/27	L	5-11	UCF	Coral Gables, Fla.
4/29	W	5-0	Jacksonville	Coral Gables, Fla.

ALL-TIME RESULTS

4/30	W	12-4	Jacksonville	Coral Gables, Fla.	4/26	W	20-7	Stetson	Coral Gables, Fla.
5/1	W	7-4	Jacksonville	Coral Gables, Fla.	4/27	W	7-6	Stetson	Coral Gables, Fla.
5/5	W	11-5	Mercer	Coral Gables, Fla.	4/28	W	9-4	Stetson	Coral Gables, Fla.
5/6	W	8-2	Mercer	Coral Gables, Fla.	5/1	W	12-4	Lynn	Coral Gables, Fla.
5/7	W	6-1	Mercer	Coral Gables, Fla.	5/3	W	3-2	USF	Coral Gables, Fla.
5/12	W	7-6	Clemson	Coral Gables, Fla.	5/4	W	9-5	USF	Coral Gables, Fla.
5/13	L	5-7	Clemson	Coral Gables, Fla.	5/5	L	4-10	USF	Coral Gables, Fla.
5/14	W	8-4	Clemson	Coral Gables, Fla.	5/8	W	10-2	FAU	Coral Gables, Fla.
5/18	L	1-4	Long Beach State	Long Beach, Calif.	5/10	W	9-1	Jacksonville	Jacksonville, Fla.
5/19	W	6-4	Long Beach State	Long Beach, Calif.	5/11	W	15-5	Jacksonville	Jacksonville, Fla.
5/20	W	3-2	Long Beach State	Long Beach, Calif.	5/12	W	16-2	Jacksonville	Jacksonville, Fla.
5/26+	W	3-1	Massachusetts	Coral Gables, Fla.	5/16	W	5-4	Cal State Fullerton	Coral Gables, Fla.
5/27+	W	11-10	USF	Coral Gables, Fla.	5/17	W	8-7	Cal State Fullerton	Coral Gables, Fla.
5/28+	W	8-4	North Carolina	Coral Gables, Fla.	5/18	L	6-7	Cal State Fullerton	Coral Gables, Fla.
5/29+	L	0-4	Texas A&M	Coral Gables, Fla.	5/23+	L	4-5	Sam Houston State	Austin, Texas
5/29+	W	5-2	Texas A&M	Coral Gables, Fla.	5/24+	W	5-2	Long Beach State	Austin, Texas
6/2#	W	15-10	USC	Omaha, Neb.	5/25+	W	9-7	Texas	Austin, Texas
6/4#	W	4-2	Florida State	Omaha, Neb.	5/26+	W	8-2	Missouri State	Austin, Texas
6/7#	L	5-7	USC	Omaha, Neb.	5/26+	W	8-4	UCLA	Austin, Texas
6/9#	L	3-7	USC	Omaha, Neb.	5/31#	W	7-3	Clemson	Omaha, Neb.
					6/2#	W	15-1	Alabama	Omaha, Neb.
					6/5#	W	14-5	Clemson	Omaha, Neb.
					6/8#	L	8-9	LSU	Omaha, Neb.

1996

50-14 (.781)

COLLEGE WORLD SERIES

1/31	W	25-0	Barry	Coral Gables, Fla.
2/2	L	4-7	Florida	Coral Gables, Fla.
2/3	W	5-1	Florida	Coral Gables, Fla.
2/9	W	8-3	Coastal Carolina	Coral Gables, Fla.
2/10	W	7-2	Coastal Carolina	Coral Gables, Fla.
2/11	W	16-11	Coastal Carolina	Coral Gables, Fla.
2/16	W	6-0	George Washington	Coral Gables, Fla.
2/17	W	14-1	George Washington	Coral Gables, Fla.
2/18	W	19-3	George Washington	Coral Gables, Fla.
2/21	W	12-3	FAU	Coral Gables, Fla.
2/24	L	7-8	Florida	Gainesville, Fla.
2/25	L	1-5	Florida	Gainesville, Fla.
3/1	W	14-10	Illinois	Coral Gables, Fla.
3/2	W	10-0	Illinois	Coral Gables, Fla.
3/3	W	6-4	Illinois	Coral Gables, Fla.
3/6	W	10-3	Michigan State	Coral Gables, Fla.
3/8	L	4-5	Rutgers	Coral Gables, Fla.
3/9	W	12-3	Rutgers	Coral Gables, Fla.
3/15	W	17-4	Maine	Coral Gables, Fla.
3/16	W	10-3	Maine	Coral Gables, Fla.
3/17	W	15-3	Maine	Coral Gables, Fla.
3/21	W	13-6	FIU	Coral Gables, Fla.
3/22	W	5-3	FIU	Coral Gables, Fla.
3/23	W	5-4	FIU	Coral Gables, Fla.
3/24	L	5-6	FIU	Coral Gables, Fla.
3/27	W	8-0	St. Thomas	Coral Gables, Fla.
3/29	W	10-3	Bethune-Cookman	Coral Gables, Fla.
3/30	W	20-3	Bethune-Cookman	Coral Gables, Fla.
4/2	W	13-2	Nova Southeastern	Coral Gables, Fla.
4/5	L	2-13	Florida State	Tallahassee, Fla.
4/6	W	1-2	Florida State	Tallahassee, Fla.
4/7	L	1-15	Florida State	Tallahassee, Fla.
4/10	W	15-2	St. Thomas	Coral Gables, Fla.
4/12	W	6-2	Florida State	Coral Gables, Fla.
4/13	W	9-8	Florida State	Coral Gables, Fla.
4/14	W	7-4	Florida State	Coral Gables, Fla.
4/16	L	1-12	Tennessee	Knoxville, Tenn.
4/17	L	2-4	Tennessee	Knoxville, Tenn.
4/18	L	2-3	Tennessee	Knoxville, Tenn.
4/20	W	5-3	Tampa	Coral Gables, Fla.
4/21	W	2-1	Tampa	Coral Gables, Fla.

1997

51-18 (.739)

COLLEGE WORLD SERIES

1/16	L	2-3	Hawaii	Honolulu, Hawaii
1/17	W	14-7	Hawaii	Honolulu, Hawaii
1/18	W	10-7	Hawaii	Honolulu, Hawaii
1/19	W	13-11	Hawaii	Honolulu, Hawaii
1/31	W	4-2	South Alabama	Coral Gables, Fla.
2/1	L	7-9	South Alabama	Coral Gables, Fla.
2/2	W	16-4	South Alabama	Coral Gables, Fla.
2/7	L	6-10	Stetson	Coral Gables, Fla.
2/8	W	7-0	Stetson	Coral Gables, Fla.
2/9	W	11-4	Stetson	Coral Gables, Fla.
2/15	L	1-2	Florida	Gainesville, Fla.
2/16	L	5-12	Florida	Gainesville, Fla.
2/17	L	10-11	Stetson	DeLand, Fla.
2/21	W	8-7	Florida	Coral Gables, Fla.
2/22	W	4-1	Florida	Coral Gables, Fla.
2/25	W	8-3	Barry	Coral Gables, Fla.
2/28	L	3-4	Texas	Austin, Texas
3/1	L	3-22	Texas	Austin, Texas
3/2	L	12-13	Texas	Austin, Texas
3/6	W	5-0	FIU	Coral Gables, Fla.
3/7	L	3-4	FIU	Coral Gables, Fla.
3/8	W	10-3	FIU	Coral Gables, Fla.
3/9	W	9-0	FIU	Coral Gables, Fla.
3/12	W	17-3	Illinois State	Coral Gables, Fla.
3/14	W	5-2	Illinois	Coral Gables, Fla.
3/15	W	12-1	Illinois	Coral Gables, Fla.
3/16	W	3-2	Illinois	Coral Gables, Fla.
3/19	W	6-0	Liberty	Coral Gables, Fla.
3/21	W	7-2	C.W. Post	Coral Gables, Fla.
3/22	W	22-3	Toledo	Coral Gables, Fla.
3/24	W	13-2	USF	Tampa, Fla.
3/25	L	2-11	USF	Tampa, Fla.
3/27	W	10-2	Harvard	Coral Gables, Fla.
3/28	W	22-4	Harvard	Coral Gables, Fla.
3/29	L	6-9	Harvard	Coral Gables, Fla.
3/30E	L	1-2	Miami Marlins	Homestead, Fla.
4/4	W	10-1	Georgia Tech	Coral Gables, Fla.
4/5	W	9-4	Georgia Tech	Coral Gables, Fla.

ALL-TIME RESULTS

4/6	W	12-0	Georgia Tech	Coral Gables, Fla.	3/27	W	7-0	Harvard	Coral Gables, Fla.
4/9	W	12-2	St. Thomas	Coral Gables, Fla.	3/28	W	13-0	Harvard	Coral Gables, Fla.
4/11	W	9-5	Florida State	Tallahassee, Fla.	3/29	W	9-2	Harvard	Coral Gables, Fla.
4/12	W	8-5	Florida State	Tallahassee, Fla.	4/3	W	9-4	Florida State	Tallahassee, Fla.
4/13	L	7-8	Florida State	Tallahassee, Fla.	4/4	W	8-2	Florida State	Tallahassee, Fla.
4/18	W	6-2	Duke	Coral Gables, Fla.	4/5	W	9-6	Florida State	Tallahassee, Fla.
4/19	W	9-5	Duke	Coral Gables, Fla.	4/10	W	9-3	Bethune-Cookman	Coral Gables, Fla.
4/20	W	17-1	Duke	Coral Gables, Fla.	4/11	W	13-1	Bethune-Cookman	Coral Gables, Fla.
4/23	W	12-6	FAU	Coral Gables, Fla.	4/12	W	17-0	Bethune-Cookman	Coral Gables, Fla.
4/25	W	10-2	Coastal Carolina	Coral Gables, Fla.	4/15	W	4-2	FAU	Coral Gables, Fla.
4/27	W	10-2	Coastal Carolina	Coral Gables, Fla.	4/17	W	12-8	St. Thomas	Coral Gables, Fla.
4/27	W	7-3	Coastal Carolina	Coral Gables, Fla.	4/18	W	22-7	St. Thomas	Coral Gables, Fla.
4/30	W	13-8	FAU	Coral Gables, Fla.	4/22	W	23-3	FAU	Coral Gables, Fla.
5/2	W	9-1	Florida State	Coral Gables, Fla.	4/24	L	7-22	Georgia Tech	Atlanta, Ga.
5/3	W	7-6	Florida State	Coral Gables, Fla.	4/25	W	8-5	Georgia Tech	Atlanta, Ga.
5/4	L	3-7	Florida State	Coral Gables, Fla.	4/26	W	9-8	Georgia Tech	Atlanta, Ga.
5/9	W	12-1	Jacksonville	Coral Gables, Fla.	5/1	W	7-1	Florida State	Coral Gables, Fla.
5/10	L	14-23	Jacksonville	Coral Gables, Fla.	5/2	L	5-11	Florida State	Coral Gables, Fla.
5/11	W	10-1	Jacksonville	Coral Gables, Fla.	5/3	L	4-5	Florida State	Coral Gables, Fla.
5/15	W	20-3	Oral Roberts	Coral Gables, Fla.	5/8	W	14-8	Jacksonville	Jacksonville, Fla.
5/16	W	7-3	Oral Roberts	Coral Gables, Fla.	5/9	L	8-14	Jacksonville	Jacksonville, Fla.
5/17	W	7-3	Oral Roberts	Coral Gables, Fla.	5/10	W	14-6	Jacksonville	Jacksonville, Fla.
5/22+	W	11-4	Richmond	Coral Gables, Fla.	5/15	W	7-1	Georgia Southern	Coral Gables, Fla.
5/23+	W	5-2	FIU	Coral Gables, Fla.	5/16	W	13-0	Georgia Southern	Coral Gables, Fla.
5/24+	L	3-10	Arizona State	Coral Gables, Fla.	5/17	L	1-2	Georgia Southern	Coral Gables, Fla.
5/24+	W	6-5	Florida	Coral Gables, Fla.	5/21+	W	21-6	Bowling Green	Coral Gables, Fla.
5/25+	W	7-6	Arizona State	Coral Gables, Fla.	5/22+	L	5-6	North Carolina	Coral Gables, Fla.
5/25+	W	6-5	Arizona State	Coral Gables, Fla.	5/23+	W	13-0	Texas Tech	Coral Gables, Fla.
5/31#	W	7-3	UCLA	Omaha, Neb.	5/23+	W	14-2	South Carolina	Coral Gables, Fla.
6/2#	W	6-1	Alabama	Omaha, Neb.	5/24+	W	7-4	North Carolina	Coral Gables, Fla.
6/5#	L	6-8	Alabama	Omaha, Neb.	5/29#	W	3-1	Long Beach State	Omaha, Neb.
6/6#	L	2-6	Alabama	Omaha, Neb.	5/31#	L	2-9	Arizona State	Omaha, Neb.
					6/2#	L	3-6	Long Beach State	Omaha, Neb.

1998

COLLEGE WORLD SERIES

1/28	W	9-0	Barry	Coral Gables, Fla.
1/30	W	8-5	USF	Coral Gables, Fla.
1/31	W	10-3	USF	Coral Gables, Fla.
2/1	L	2-15	USF	Coral Gables, Fla.
2/7	W	11-8	Florida	Coral Gables, Fla.
2/8	W	17-11	Florida	Coral Gables, Fla.
2/11	W	2-1	FIU	Coral Gables, Fla.
2/14	L	5-19	Florida	Gainesville, Fla.
2/15	L	10-14	Florida	Gainesville, Fla.
2/17	W	18-3	Lynn	Coral Gables, Fla.
2/20	W	18-3	Notre Dame	Coral Gables, Fla.
2/21	W	27-2	Notre Dame	Coral Gables, Fla.
2/22	W	17-3	Notre Dame	Coral Gables, Fla.
2/27	W	5-4	Texas	Coral Gables, Fla.
2/28	W	9-5	Texas	Coral Gables, Fla.
3/1	L	7-8	Texas	Coral Gables, Fla.
3/6	W	15-1	Illinois	Coral Gables, Fla.
3/7	W	6-2	Furman	Coral Gables, Fla.
3/7	W	12-0	FIU	Coral Gables, Fla.
3/8	W	12-7	Illinois	Coral Gables, Fla.
3/13	W	9-4	Rutgers	Coral Gables, Fla.
3/14	W	10-2	Rutgers	Coral Gables, Fla.
3/15	W	18-6	Rutgers	Coral Gables, Fla.
3/17	W	15-1	Vermont	Coral Gables, Fla.
3/18	W	21-4	Iona	Coral Gables, Fla.
3/20	W	1-0	North Carolina	Coral Gables, Fla.
3/21	W	8-2	North Carolina	Coral Gables, Fla.
3/22	W	4-2	North Carolina	Coral Gables, Fla.
3/25	W	8-6	Drexel	Homestead, Fla.

51-12 (.810)

NATIONAL CHAMPIONS

1999

50-13 (.794)

COLLEGE WORLD SERIES

1/26	W	8-3	Barry	Coral Gables, Fla.
1/29	W	12-1	Stetson	Coral Gables, Fla.
1/30	W	4-3	Stetson (10)	Coral Gables, Fla.
2/6	L	4-7	Florida	Gainesville, Fla.
2/7	L	12-14	Florida	Gainesville, Fla.
2/10	L	3-4	FIU	Miami, Fla.
2/12	W	7-4	Florida	Coral Gables, Fla.
2/13	W	10-3	Florida	Coral Gables, Fla.
2/17	W	3-1	FAU	Coral Gables, Fla.
2/19	W	13-1	James Madison	Coral Gables, Fla.
2/20	W	12-3	James Madison	Coral Gables, Fla.
2/21	W	14-2	James Madison	Coral Gables, Fla.
2/26	W	7-1	Texas	Coral Gables, Fla.
2/27	W	6-4	Texas	Coral Gables, Fla.
2/28	W	14-11	Texas	Coral Gables, Fla.
3/5	L	3-4	Georgia	Coral Gables, Fla.
3/6	L	5-6	East Carolina	Coral Gables, Fla.
3/6	W	23-3	Ohio State	Coral Gables, Fla.
3/7	W	8-1	Georgia	Coral Gables, Fla.
3/12	W	16-1	Princeton	Coral Gables, Fla.
3/13	W	16-1	Princeton	Coral Gables, Fla.
3/14	W	15-6	Princeton	Coral Gables, Fla.
3/16	W	8-5	USF	Tampa, Fla.
3/17	W	9-4	USF	Tampa, Fla.
3/19	W	15-1	Marist	Homestead, Fla.



ALL-TIME RESULTS

3/20	L	3-9	Iowa	Homestead, Fla.	3/12	W	5-3	Rutgers	Coral Gables, Fla.
3/26	W	12-3	New York Tech	Coral Gables, Fla.	3/15	W	6-1	Iona	Coral Gables, Fla.
3/27	W	20-0	New York Tech	Coral Gables, Fla.	3/17	W	12-5	Michigan	Coral Gables, Fla.
4/2	W	5-3	Clemson	Charlotte, N.C.	3/18	W	10-3	Michigan	Coral Gables, Fla.
4/3	L	5-7	Clemson	Charlotte, N.C.	3/19	T	6-6	Michigan (10)	Coral Gables, Fla.
4/4	W	14-11	Clemson	Charlotte, N.C.	3/22	W	4-2	Northwestern	Coral Gables, Fla.
4/9	W	7-4	NC State	Coral Gables, Fla.	3/24	L	5-6	Dartmouth	Coral Gables, Fla.
4/10	L	9-13	NC State	Coral Gables, Fla.	3/25	W	10-8	Dartmouth	Coral Gables, Fla.
4/11	W	7-6	NC State	Coral Gables, Fla.	3/26	W	6-1	Dartmouth	Coral Gables, Fla.
4/16	L	2-8	Florida State	Tallahassee, Fla.	3/28	W	5-2	FIU	Homestead, Fla.
4/17	W	4-3	Florida State	Tallahassee, Fla.	3/30	W	6-0	Harvard	Coral Gables, Fla.
4/18	W	8-7	Florida State	Tallahassee, Fla.	4/7	L	13-14	Florida State (17)	Tallahassee, Fla.
4/23	W	8-7	Florida State	Coral Gables, Fla.	4/8	L	2-12	Florida State	Tallahassee, Fla.
4/24	W	9-4	Florida State	Coral Gables, Fla.	4/9	L	4-5	Florida State	Tallahassee, Fla.
4/25	W	9-8	Florida State	Coral Gables, Fla.	4/14	W	7-3	Florida State	Coral Gables, Fla.
4/30	L	6-13	Elon	Coral Gables, Fla.	4/15	W	7-3	Florida State	Coral Gables, Fla.
5/1	W	11-0	Elon	Coral Gables, Fla.	4/16	L	3-14	Florida State	Coral Gables, Fla.
5/2	W	24-5	Elon	Coral Gables, Fla.	4/21	W	12-0	NC State	Durham, N.C.
5/4	L	7-12	FIU	Coral Gables, Fla.	4/22	W	19-1	NC State	Raleigh, N.C.
5/7	W	2-0	Jacksonville	Coral Gables, Fla.	4/23	L	4-5	NC State	Raleigh, N.C.
5/8	W	12-9	Jacksonville	Coral Gables, Fla.	4/28	W	6-3	Long Beach State	Coral Gables, Fla.
5/11	W	5-3	Notre Dame	South Bend, Ind.	4/29	W	12-2	Long Beach State	Coral Gables, Fla.
5/12	L	0-1	Notre Dame	South Bend, Ind.	4/30	L	4-6	Long Beach State	Coral Gables, Fla.
5/14	W	17-1	Winthrop	Coral Gables, Fla.	5/6	L	2-10	Georgia Tech	Coral Gables, Fla.
5/15	W	9-2	Winthrop	Coral Gables, Fla.	5/7	W	3-2	Georgia Tech	Coral Gables, Fla.
5/16	W	8-2	Winthrop	Coral Gables, Fla.	5/8	W	7-5	Georgia Tech	Coral Gables, Fla.
5/20	L	0-12	Long Beach State	Long Beach, Calif.	5/12	W	4-2	Jacksonville	Jacksonville, Fla.
5/21	W	9-7	Long Beach State	Long Beach, Calif.	5/13	W	14-6	Jacksonville	Jacksonville, Fla.
5/22	W	8-6	Long Beach State	Long Beach, Calif.	5/14	L	7-8	Jacksonville	Jacksonville, Fla.
5/28+	W	15-9	Bethune-Cookman	Coral Gables, Fla.	5/19	W	6-1	New York Tech	Coral Gables, Fla.
5/29+	W	6-4	FIU	Coral Gables, Fla.	5/20	W	9-8	New York Tech	Coral Gables, Fla.
5/30+	W	3-2	FAU	Coral Gables, Fla.	5/21	W	17-3	New York Tech	Coral Gables, Fla.
6/4\$	W	10-2	Wake Forest	Coral Gables, Fla.	5/26+	W	19-5	Wagner	Coral Gables, Fla.
6/5\$	W	8-1	Wake Forest	Coral Gables, Fla.	5/27+	W	11-5	Florida Atlantic	Coral Gables, Fla.
6/11#	W	8-4	Rice	Omaha, Neb.	5/28+	W	14-4	FIU	Coral Gables, Fla.
6/13#	W	8-1	Alabama	Omaha, Neb.	6/2\$	L	2-9	Florida State	Tallahassee, Fla.
6/17#	W	5-2	Alabama	Omaha, Neb.	6/3\$	W	7-5	Florida State	Tallahassee, Fla.
6/19#	W	6-5	Florida State	Omaha, Neb.	6/4\$	L	1-6	Florida State	Tallahassee, Fla.

2000

41-19-1 (.672)

NCAA TOURNAMENT

1/26	W	5-4	Lynn	Coral Gables, Fla.
1/28	W	6-3	Wake Forest	Orlando, Fla.
1/29	L	0-4	Clemson	Orlando, Fla.
1/30	L	0-9	North Carolina	Orlando, Fla.
2/4	W	16-8	Florida	Coral Gables, Fla.
2/5	W	17-1	Florida	Coral Gables, Fla.
2/9	L	2-7	FAU	Coral Gables, Fla.
2/12	L	3-4	Florida	Gainesville, Fla.
2/13	L	11-20	Florida	Gainesville, Fla.
2/15	W	5-3	Barry	Coral Gables, Fla.
2/18	W	8-3	USF	Coral Gables, Fla.
2/19	W	6-0	USF	Coral Gables, Fla.
2/20	W	3-2	USF	Coral Gables, Fla.
2/25	W	13-8	Villanova	Coral Gables, Fla.
2/26	W	10-1	Eastern Michigan	Homestead, Fla.
2/27	W	9-1	Eastern Michigan	Homestead, Fla.
3/1	L	6-7	FIU	Coral Gables, Fla.
3/3	W	19-2	C.W. Post	Coral Gables, Fla.
3/4	W	21-6	C.W. Post	Coral Gables, Fla.
3/5	W	33-0	C.W. Post	Coral Gables, Fla.
3/8	L	11-13	Michigan State	Coral Gables, Fla.
3/10	W	6-5	Rutgers	Coral Gables, Fla.
3/11	L	6-11	Rutgers	Coral Gables, Fla.

NATIONAL CHAMPIONS

2001

53-12 (.815)

COLLEGE WORLD SERIES

1/25	W	9-3	FAU	Coral Gables, Fla.
1/26	L	10-11	FAU	Boca Raton, Fla.
1/27	W	4-2	FAU	Coral Gables, Fla.
2/3	W	14-5	Florida	Gainesville, Fla.
2/7	W	4-3	FIU	Miami, Fla.
2/9	W	10-4	Florida	Coral Gables, Fla.
2/10	W	8-7	Florida	Coral Gables, Fla.
2/11	L	3-9	Oklahoma State	Coral Gables, Fla.
2/16	W	4-2	Elon	Coral Gables, Fla.
2/17	W	10-9	Elon (12)	Coral Gables, Fla.
2/18	W	7-4	Elon	Coral Gables, Fla.
2/21	L	10-17	FIU	Coral Gables, Fla.
2/23	W	10-2	FIU	Homestead, Fla.
2/24	W	2-0	FIU	Homestead, Fla.
2/25	W	14-0	Albany	Coral Gables, Fla.
3/2	W	8-6	San Diego State	Minneapolis, Minn.
3/3	W	10-1	Minnesota	Minneapolis, Minn.
3/4	W	8-2	Arkansas	Minneapolis, Minn.
3/7	W	6-2	Pittsburgh	Coral Gables, Fla.
3/9	L	4-6	Rutgers (11)	Coral Gables, Fla.

ALL-TIME RESULTS

3/10	W	13-2	Rutgers	Coral Gables, Fla.	3/10	W	8-5	USF	Coral Gables, Fla.
3/11	L	6-9	Rutgers	Coral Gables, Fla.	3/13	L	4-12	Ball State	Coral Gables, Fla.
3/13	W	8-2	USF	Tampa, Fla.	3/15	L	3-4	Rutgers	Coral Gables, Fla.
3/14	W	13-9	USF	Tampa, Fla.	3/16	W	8-3	Rutgers	Coral Gables, Fla.
3/16	W	14-13	East Carolina	Coral Gables, Fla.	3/17	L	5-9	Rutgers	Coral Gables, Fla.
3/17	L	2-7	East Carolina	Coral Gables, Fla.	3/20	L	10-13	Wisconsin-Milwaukee	Coral Gables, Fla.
3/18	W	8-4	East Carolina (8)	Coral Gables, Fla.	3/23	W	8-7	UCLA	Coral Gables, Fla.
3/21	W	2-1	Cornell (10)	Coral Gables, Fla.	3/24	W	8-2	UCLA	Coral Gables, Fla.
3/23	W	5-3	Northeastern	Coral Gables, Fla.	3/25	W	5-1	UCLA	Coral Gables, Fla.
3/24	W	5-2	Northeastern	Coral Gables, Fla.	3/26	W	5-3	Northwestern	Coral Gables, Fla.
3/25	W	5-3	Northeastern	Coral Gables, Fla.	3/29	L	2-3	Elon	Coral Gables, Fla.
3/30	L	2-8	Cal State Fullerton	Coral Gables, Fla.	3/30	L	8-11	Elon	Coral Gables, Fla.
3/31	L	5-8	Cal State Fullerton	Coral Gables, Fla.	3/31	W	5-4	Elon	Coral Gables, Fla.
4/1	L	2-9	Cal State Fullerton	Coral Gables, Fla.	4/5	L	3-13	Florida State	Tallahassee, Fla.
4/6	W	13-4	Savannah State	Coral Gables, Fla.	4/6	W	5-2	Florida State	Tallahassee, Fla.
4/7	W	7-2	Savannah State	Coral Gables, Fla.	4/7	L	7-9	Florida State	Tallahassee, Fla.
4/8	W	16-5	Savannah State	Coral Gables, Fla.	4/12	L	4-6	Florida State	Coral Gables, Fla.
4/13	L	9-10	Florida State	Coral Gables, Fla.	4/13	L	3-9	Florida State	Coral Gables, Fla.
4/14	W	5-4	Florida State	Coral Gables, Fla.	4/14	L	11-17	Florida State	Coral Gables, Fla.
4/15	W	7-1	Florida State	Coral Gables, Fla.	4/19	W	9-6	Long Beach State	Coral Gables, Fla.
4/20	W	7-5	Florida State	Tallahassee, Fla.	4/20	W	10-6	Long Beach State	Coral Gables, Fla.
4/21	W	9-6	Florida State	Tallahassee, Fla.	4/21	L	1-10	Long Beach State	Coral Gables, Fla.
4/22	W	7-4	Florida State	Tallahassee, Fla.	4/24	W	6-5	FAU	Coral Gables, Fla.
4/27	L	0-5	Virginia	Coral Gables, Fla.	4/26	L	4-5	North Carolina	Chapel Hill, N.C.
4/28	W	5-1	Virginia	Coral Gables, Fla.	4/27	W	4-3	North Carolina	Chapel Hill, N.C.
4/29	W	12-6	Virginia	Coral Gables, Fla.	4/28	L	4-5	North Carolina	Chapel Hill, N.C.
5/4	L	2-3	Jacksonville	Coral Gables, Fla.	5/2	L	7-9	FIU	Coral Gables, Fla.
5/5	W	13-3	Jacksonville	Coral Gables, Fla.	5/3	W	12-4	Bethune-Cookman	Coral Gables, Fla.
5/6	W	6-2	Jacksonville	Coral Gables, Fla.	5/4	L	1-3	Bethune-Cookman	Coral Gables, Fla.
5/11	W	12-4	Florida Southern	Coral Gables, Fla.	5/5	W	14-2	Bethune-Cookman	Coral Gables, Fla.
5/12	W	16-3	Florida Southern	Coral Gables, Fla.	5/10	L	6-7	Georgia Tech	Atlanta, Ga.
5/13	W	5-4	Florida Southern	Coral Gables, Fla.	5/11	W	10-2	Georgia Tech	Atlanta, Ga.
5/18	W	17-5	New York Tech	Coral Gables, Fla.	5/12	L	8-16	Georgia Tech	Atlanta, Ga.
5/19	W	14-7	New York Tech	Coral Gables, Fla.	5/17	L	9-11	Jacksonville	Coral Gables, Fla.
5/20	W	11-1	New York Tech	Coral Gables, Fla.	5/18	W	8-4	Jacksonville	Coral Gables, Fla.
5/25+	W	14-6	Bucknell	Coral Gables, Fla.	5/19	W	10-6	Jacksonville	Coral Gables, Fla.
5/26+	W	6-2	Florida	Coral Gables, Fla.	5/24	W	16-1	New York Tech	Coral Gables, Fla.
5/27+	W	16-8	Stetson	Coral Gables, Fla.	5/25	W	4-2	New York Tech	Coral Gables, Fla.
6/1\$	W	10-8	Clemson	Coral Gables, Fla.	5/26	W	11-5	New York Tech	Coral Gables, Fla.
6/2\$	W	14-6	Clemson	Coral Gables, Fla.	5/31+	W	9-1	FIU	Gainesville, Fla.
6/9#	W	21-13	Tennessee	Omaha, Neb.	6/1+	W	7-2	Florida	Gainesville, Fla.
6/11#	W	4-3	USC	Omaha, Neb.	6/2+	L	10-11	Florida (10)	Gainesville, Fla.
6/14#	W	12-6	Tennessee	Omaha, Neb.	6/2+	W	8-7	Florida	Gainesville, Fla.
6/16#	W	12-1	Stanford	Omaha, Neb.	6/7\$	L	7-10	South Carolina	Columbia, S.C.
					6/8\$	W	5-2	South Carolina	Columbia, S.C.
					6/9\$	L	4-6	South Carolina	Columbia, S.C.

2002

34-29 (.540)

NCAA TOURNAMENT

2/1	W	5-4	Tennessee	Coral Gables, Fla.
2/2	L	4-7	Tennessee	Coral Gables, Fla.
2/3	W	9-4	Tennessee	Coral Gables, Fla.
2/6	L	1-7	FIU	Miami, Fla.
2/8	L	9-12	Florida	Coral Gables, Fla.
2/10	L	2-6	Florida	Coral Gables, Fla.
2/15	W	10-4	Minnesota	Coral Gables, Fla.
2/16	W	21-17	Minnesota	Coral Gables, Fla.
2/17	W	7-6	Minnesota	Coral Gables, Fla.
2/22	W	6-2	FIU	Homestead, Fla.
2/23	W	11-4	Kansas State	Homestead, Fla.
2/24	W	10-2	Lipscomb	Coral Gables, Fla.
3/1	L	10-11	USC	Fullerton, Calif.
3/2	W	5-3	Cal State Fullerton	Fullerton, Calif.
3/3	L	6-8	Houston	Fullerton, Calif.
3/8	L	6-7	USF	Coral Gables, Fla.
3/9	L	7-13	USF	Coral Gables, Fla.

2003

45-17 (.714)

COLLEGE WORLD SERIES

2/5	W	12-7	FIU	Coral Gables, Fla.
2/6	W	13-2	Campbell	Coral Gables, Fla.
2/7	W	10-3	Campbell	Coral Gables, Fla.
2/8	L	9-12	Campbell	Coral Gables, Fla.
2/14	W	9-2	Florida	Gainesville, Fla.
2/15	L	3-5	Florida	Gainesville, Fla.
2/21	W	6-3	San Diego State	Coral Gables, Fla.
2/22	W	4-1	San Diego State	Coral Gables, Fla.
2/23	W	6-3	San Diego State	Coral Gables, Fla.
2/28	L	7-8	The Citadel	Coral Gables, Fla.
3/1	W	6-1	The Citadel	Coral Gables, Fla.
3/2	W	14-6	The Citadel	Coral Gables, Fla.
3/7	W	5-2	Tennessee	Knoxville, Tenn.
3/8	W	8-4	Tennessee	Knoxville, Tenn.
3/9	W	10-4	Tennessee	Knoxville, Tenn.



ALL-TIME RESULTS

3/11	W	3-2	USF	Coral Gables, Fla.	3/7	W	6-5	Elon	Coral Gables, Fla.
3/12	W	6-4	USF	Coral Gables, Fla.	3/10	W	10-8	Campbell	Coral Gables, Fla.
3/14	W	15-5	Rutgers	Coral Gables, Fla.	3/12	W	12-2	Rutgers	Coral Gables, Fla.
3/16	L	7-8	Rutgers	Coral Gables, Fla.	3/13	W	10-5	Rutgers	Coral Gables, Fla.
3/18	W	16-2	St. Peter's	Coral Gables, Fla.	3/14	W	6-5	Rutgers	Coral Gables, Fla.
3/19	W	9-8	Stony Brook	Coral Gables, Fla.	3/16	L	2-7	USF	Tampa, Fla.
3/21	W	18-8	Boston College	Coral Gables, Fla.	3/17	W	17-3	USF	Tampa, Fla.
3/22	W	17-5	Boston College	Coral Gables, Fla.	3/19	W	6-3	Illinois-Chicago	Coral Gables, Fla.
3/26	W	10-9	Harvard	Homestead, Fla.	3/20	W	6-4	Illinois-Chicago	Coral Gables, Fla.
3/28	W	7-6	Georgia Tech	Coral Gables, Fla.	3/21	W	13-1	Illinois-Chicago	Coral Gables, Fla.
3/29	W	13-8	Georgia Tech	Coral Gables, Fla.	3/24	L	4-5	FIU	Coral Gables, Fla.
3/30	W	17-16	Georgia Tech	Coral Gables, Fla.	3/27	W	6-1	Penn State	Coral Gables, Fla.
4/2	L	3-5	FAU	Coral Gables, Fla.	3/27	W	1-0	Penn State	Coral Gables, Fla.
4/4	W	8-5	Oral Roberts	Coral Gables, Fla.	3/28	W	11-3	Penn State	Coral Gables, Fla.
4/5	L	1-10	Oral Roberts	Coral Gables, Fla.	4/2	L	4-17	Georgia Tech	Atlanta, Ga.
4/6	W	11-8	Oral Roberts	Coral Gables, Fla.	4/3	W	9-7	Georgia Tech	Atlanta, Ga.
4/11	W	6-1	Virginia	Charlottesville, Va.	4/4	W	16-13	Georgia Tech	Atlanta, Ga.
4/12	W	10-4	Virginia	Charlottesville, Va.	4/9	L	5-6	Florida State	Coral Gables, Fla.
4/13	L	2-17	Virginia	Charlottesville, Va.	4/10	W	17-11	Florida State	Coral Gables, Fla.
4/16	W	6-4	FIU	Miami, Fla.	4/11	W	4-0	Florida State	Coral Gables, Fla.
4/18	L	2-4	Florida State	Coral Gables, Fla.	4/16	W	10-0	Florida State	Coral Gables, Fla.
4/19	L	4-6	Florida State	Coral Gables, Fla.	4/17	W	7-3	Florida State	Coral Gables, Fla.
4/20	T	7-7	Florida State	Coral Gables, Fla.	4/18	L	3-10	Florida State	Coral Gables, Fla.
4/25	L	0-1	Florida State	Tallahassee, Fla.	4/23	W	8-0	Virginia	Coral Gables, Fla.
4/26	W	14-3	Florida State	Tallahassee, Fla.	4/24	W	22-3	Virginia	Coral Gables, Fla.
4/27	L	0-12	Florida State	Tallahassee, Fla.	4/25	L	3-4	Virginia	Coral Gables, Fla.
5/2	W	27-1	Pace	Coral Gables, Fla.	4/30	W	6-1	Coastal Carolina	Coral Gables, Fla.
5/3	W	23-1	Pace	Coral Gables, Fla.	5/1	W	5-1	Coastal Carolina	Coral Gables, Fla.
5/4	W	20-2	Pace	Coral Gables, Fla.	5/2	W	13-11	Coastal Carolina	Coral Gables, Fla.
5/9	W	12-2	Jacksonville	Jacksonville, Fla.	5/7	W	6-4	Jacksonville	Coral Gables, Fla.
5/10	L	8-11	Jacksonville	Jacksonville, Fla.	5/8	W	12-4	Jacksonville	Coral Gables, Fla.
5/11	L	4-5	Jacksonville	Jacksonville, Fla.	5/9	W	7-4	Jacksonville	Coral Gables, Fla.
5/16	W	12-7	Savannah State	Coral Gables, Fla.	5/14	L	1-4	North Carolina	Coral Gables, Fla.
5/17	W	11-2	Savannah State	Coral Gables, Fla.	5/15	W	4-3	North Carolina	Coral Gables, Fla.
5/18	W	11-3	Savannah State	Coral Gables, Fla.	5/16	L	0-2	North Carolina	Coral Gables, Fla.
5/19	W	6-4	Savannah State	Coral Gables, Fla.	5/19	W	13-3	FAU	Coral Gables, Fla.
5/22	W	6-4	Long Beach State	Long Beach, Calif.	5/20	W	9-1	Ball State	Coral Gables, Fla.
5/23	W	3-2	Long Beach State	Long Beach, Calif.	5/21	W	4-2	Ball State	Coral Gables, Fla.
5/24	L	3-7	Long Beach State	Long Beach, Calif.	5/22	W	7-3	Ball State	Coral Gables, Fla.
5/30+	W	10-5	Bethune-Cookman	Coral Gables, Fla.	5/27	W	8-5	Long Beach State	Coral Gables, Fla.
5/31+	W	1-0	FAU	Coral Gables, Fla.	5/28	W	7-3	Long Beach State	Coral Gables, Fla.
6/1+	L	5-15	Florida	Coral Gables, Fla.	5/29	W	7-6	Long Beach State	Coral Gables, Fla.
6/1+	W	13-10	Florida	Coral Gables, Fla.	6/4+	W	6-3	St. Bonaventure	Coral Gables, Fla.
6/7\$	W	10-9	NC State	Coral Gables, Fla.	6/5+	W	19-5	NC State	Coral Gables, Fla.
6/8\$	W	11-5	NC State (11)	Coral Gables, Fla.	6/6+	W	19-6	FAU	Coral Gables, Fla.
6/14#	L	2-13	Texas	Omaha, Neb.	6/12\$	W	8-7	Florida	Coral Gables, Fla.
6/16#	W	7-5	Missouri State	Omaha, Neb.	6/13\$	W	3-1	Florida	Coral Gables, Fla.
6/17#	L	1-5	Texas	Omaha, Neb.	6/19#	W	9-5	LSU	Omaha, Neb.
					6/21#	L	3-6	Cal State Fullerton	Omaha, Neb.
					6/22#	L	11-15	South Carolina	Omaha, Neb.

2004

50-13 (.794)

COLLEGE WORLD SERIES

2/13	L	0-3	Florida	Coral Gables, Fla.
2/14	W	4-1	Florida	Coral Gables, Fla.
2/15	W	19-5	Florida	Coral Gables, Fla.
2/20	W	8-7	Tennessee	Coral Gables, Fla.
2/21	L	11-14	Tennessee	Coral Gables, Fla.
2/22	W	14-3	Tennessee	Coral Gables, Fla.
2/26	L	7-11	FIU	Miami, Fla.
2/27	W	9-7	FIU	Homestead, Fla.
2/28	W	17-0	La Salle	Homestead, Fla.
2/29	W	9-2	Minnesota	Coral Gables, Fla.
3/4	W	9-3	Maine	Coral Gables, Fla.
3/5	W	6-3	Elon	Coral Gables, Fla.
3/6	W	24-0	Elon	Coral Gables, Fla.

2005

41-19-1 (.672)

NCAA TOURNAMENT

2/1	W	7-0	FIU	Coral Gables, Fla.
2/4	W	12-5	High Point	Coral Gables, Fla.
2/5	W	7-6	High Point (11)	Coral Gables, Fla.
2/6	W	10-1	High Point	Coral Gables, Fla.
2/11	W	11-9	USF	Coral Gables, Fla.
2/12	W	7-5	USF	Coral Gables, Fla.
2/13	W	9-4	USF	Coral Gables, Fla.
2/18	W	9-7	Florida	Gainesville, Fla.
2/19	L	1-2	Florida (11)	Gainesville, Fla.
2/20	L	11-14	Florida	Gainesville, Fla.
2/25	W	12-1	George Washington	Coral Gables, Fla.

ALL-TIME RESULTS

2/26	L	4-5	George Washington	Coral Gables, Fla.	2/19	L	10-11	Florida	Coral Gables, Fla.
2/27	W	16-3	George Washington	Coral Gables, Fla.	2/25	W	4-3	Bethune-Cookman	Coral Gables, Fla.
3/2	W	5-1	Northeastern	Coral Gables, Fla.	2/25	W	9-1	Bethune-Cookman	Coral Gables, Fla.
3/4	W	6-1	NC State*	Coral Gables, Fla.	2/26	W	9-1	Bethune-Cookman	Coral Gables, Fla.
3/5	L	5-11	NC State*	Coral Gables, Fla.	3/3	W	4-0	Indiana	Coral Gables, Fla.
3/6	W	13-7	NC State*	Coral Gables, Fla.	3/4	W	7-2	Indiana	Coral Gables, Fla.
3/8	W	3-0	Pittsburgh	Coral Gables, Fla.	3/5	W	6-4	Indiana	Coral Gables, Fla.
3/11	W	14-3	Duke*	Coral Gables, Fla.	3/8	W	9-4	Michigan State	Coral Gables, Fla.
3/12	W	12-1	Duke*	Coral Gables, Fla.	3/10	W	14-3	Virginia Tech*	Coral Gables, Fla.
3/13	W	6-1	Duke*	Coral Gables, Fla.	3/11	W	12-3	Virginia Tech*	Coral Gables, Fla.
3/16	W	13-2	Rutgers	Coral Gables, Fla.	3/12	W	10-4	Virginia Tech*	Coral Gables, Fla.
3/18	W	11-2	Wake Forest*	Winston-Salem, N.C.	3/14	W	6-0	Fordham	Coral Gables, Fla.
3/19	L	6-13	Wake Forest*	Winston-Salem, N.C.	3/15	W	12-2	Manhattan	Coral Gables, Fla.
3/20	W	12-4	Wake Forest*	Winston-Salem, N.C.	3/17	W	3-0	Duke*	Durham, N.C.
3/23	W	11-3	FIU	Miami, Fla.	3/18	W	4-3	Duke*	Durham, N.C.
3/25	W	20-1	Georgia Tech*	Coral Gables, Fla.	3/19	W	7-1	Duke*	Durham, N.C.
3/26	L	6-17	Georgia Tech*	Coral Gables, Fla.	3/24	W	10-2	Maryland*	College Park, Md.
3/27	L	10-11	Georgia Tech*	Coral Gables, Fla.	3/25	L	4-5	Maryland*	College Park, Md.
3/31	W	1-0	Oral Roberts	Coral Gables, Fla.	3/26	W	3-1	Maryland*	College Park, Md.
4/1	W	17-6	Oral Roberts	Coral Gables, Fla.	3/31	L	6-8	Clemson*	Coral Gables, Fla.
4/2	L	3-4	Oral Roberts (12)	Coral Gables, Fla.	4/1	L	2-6	Clemson*	Coral Gables, Fla.
4/3	L	8-12	Oral Roberts	Coral Gables, Fla.	4/2	L	1-14	Clemson*	Coral Gables, Fla.
4/8	W	7-3	Virginia Tech*	Blacksburg, Va.	4/7	L	7-8	North Carolina*	Coral Gables, Fla.
4/9	W	20-5	Virginia Tech*	Salem, Va.	4/8	W	9-7	North Carolina*	Coral Gables, Fla.
4/10	W	9-5	Virginia Tech*	Salem, Va.	4/9	L	6-9	North Carolina*	Coral Gables, Fla.
4/15	W	17-7	North Carolina*	Chapel Hill, N.C.	4/14	W	7-3	Florida State*	Tallahassee, Fla.
4/16	W	18-9	North Carolina*	Chapel Hill, N.C.	4/15	L	1-16	Florida State*	Tallahassee, Fla.
4/17	T	7-7	North Carolina*	Chapel Hill, N.C.	4/16	W	7-5	Florida State*	Tallahassee, Fla.
4/22	W	5-3	Florida State*	Coral Gables, Fla.	4/21	L	2-8	Virginia*	Coral Gables, Fla.
4/23	W	5-2	Florida State*	Coral Gables, Fla.	4/22	L	7-15	Virginia*	Coral Gables, Fla.
4/24	L	1-13	Florida State*	Coral Gables, Fla.	4/23	W	9-8	Virginia (10)*	Coral Gables, Fla.
4/29	W	4-3	Maryland*	Coral Gables, Fla.	4/28	L	2-9	NC State*	Raleigh, N.C.
4/30	W	12-8	Maryland*	Coral Gables, Fla.	4/29	W	9-6	NC State*	Raleigh, N.C.
5/1	L	9-11	Maryland*	Coral Gables, Fla.	4/30	W	12-10	NC State*	Raleigh, N.C.
5/6	W	4-2	Jacksonville	Coral Gables, Fla.	5/5	W	5-2	Wright State	Coral Gables, Fla.
5/7	W	15-2	Jacksonville	Coral Gables, Fla.	5/6	W	14-1	Wright State	Coral Gables, Fla.
5/8	W	6-5	Jacksonville (10)	Coral Gables, Fla.	5/7	W	15-1	Wright State	Coral Gables, Fla.
5/13	W	7-6	Virginia*	Charlottesville, Va.	5/12	W	13-1	Wake Forest*	Coral Gables, Fla.
5/14	W	1-0	Virginia*	Charlottesville, Va.	5/13	W	11-10	Wake Forest (10)*	Coral Gables, Fla.
5/15	L	3-4	Virginia*	Charlottesville, Va.	5/14	L	5-8	Wake Forest*	Coral Gables, Fla.
5/19	L	5-15	Clemson*	Clemson, S.C.	5/18	W	8-7	Georgia Tech*	Atlanta, Ga.
5/20	L	2-9	Clemson*	Clemson, S.C.	5/19	L	5-14	Georgia Tech*	Atlanta, Ga.
5/21	L	2-6	Clemson*	Clemson, S.C.	5/20	L	7-12	Georgia Tech*	Atlanta, Ga.
5/25%	L	1-2	NC State	Jacksonville, Fla.	5/24%	L	1-2	Georgia Tech	Jacksonville, Fla.
5/26%	L	1-9	Clemson	Jacksonville, Fla.	5/25%	W	4-1	Wake Forest	Jacksonville, Fla.
6/3+	W	6-2	VCU	Coral Gables, Fla.	5/26%	L	4-7	Georgia Tech	Jacksonville, Fla.
6/4+	W	4-1	Mississippi State	Coral Gables, Fla.	6/2+	W	11-2	San Francisco	Lincoln, Neb.
6/5+	W	10-4	Mississippi State	Coral Gables, Fla.	6/3+	W	8-2	Manhattan	Lincoln, Neb.
6/10\$	L	1-3	Nebraska	Lincoln, Neb.	6/4+	W	10-4	Manhattan	Lincoln, Neb.
6/11\$	L	3-6	Nebraska	Lincoln, Neb.	6/10\$	L	9-11	Mississippi	Oxford, Miss.
					6/11\$	W	7-0	Mississippi	Oxford, Miss.
					6/12\$	W	14-9	Mississippi	Oxford, Miss.
					6/17#	W	11-1	Oregon State	Omaha, Neb.
					6/19#	L	2-3	Rice	Omaha, Neb.
					6/20#	L	1-8	Oregon State	Omaha, Neb.

2006 42-24 (.636)

COLLEGE WORLD SERIES

1/28	W	17-3	FIU	Coral Gables, Fla.
1/29	W	5-0	FIU	Miami, Fla.
2/3	W	16-4	Winthrop	Coral Gables, Fla.
2/5	L	3-8	Winthrop	Coral Gables, Fla.
2/5	L	3-4	Winthrop	Coral Gables, Fla.
2/10	W	3-1	UCLA	Los Angeles, Calif.
2/11	L	4-7	UCLA	Los Angeles, Calif.
2/12	W	5-2	UCLA	Los Angeles, Calif.
2/15	W	13-4	Louisville	Coral Gables, Fla.
2/17	L	1-2	Florida	Coral Gables, Fla.
2/18	L	1-4	Florida	Coral Gables, Fla.

2007

37-24 (.607)

NCAA TOURNAMENT

2/2	L	5-6	Mercer	Coral Gables, Fla.
2/3	L	5-8	Mercer	Coral Gables, Fla.
2/9	W	1-0	UCLA	Coral Gables, Fla.
2/10	W	9-8	UCLA	Coral Gables, Fla.
2/11	W	7-3	UCLA	Coral Gables, Fla.
2/16	L	2-7	Florida	Gainesville, Fla.

ALL-TIME RESULTS

2/17	L	5-7	Florida	Gainesville, Fla.	3/2	L	2-6	Florida	Coral Gables, Fla.
2/18	W	10-7	Florida	Gainesville, Fla.	3/4	W	9-2	Lehigh	Coral Gables, Fla.
2/23	L	10-7	Elon	Coral Gables, Fla.	3/7	W	10-7	Boston College*	Coral Gables, Fla.
2/24	W	17-4	Elon	Coral Gables, Fla.	3/8	W	8-3	Boston College*	Coral Gables, Fla.
2/25	W	6-3	Elon	Coral Gables, Fla.	3/9	W	7-1	Boston College*	Coral Gables, Fla.
3/2	W	14-8	Fordham	Coral Gables, Fla.	3/11	W	10-0	Penn State	Coral Gables, Fla.
3/3	W	8-1	Fordham	Coral Gables, Fla.	3/12	W	7-4	Maine	Coral Gables, Fla.
3/4	W	10-9	Fordham (10)	Coral Gables, Fla.	3/14	W	12-5	NC State*	Raleigh, N.C.
3/6	L	2-5	St. Bonaventure	Coral Gables, Fla.	3/15	W	2-1	NC State*	Raleigh, N.C.
3/7	W	7-2	La Salle	Coral Gables, Fla.	3/16	L	10-11	NC State*	Raleigh, N.C.
3/9	L	5-7	North Carolina*	Chapel Hill, N.C.	3/18	W	20-9	Cornell	Coral Gables, Fla.
3/10	L	1-3	North Carolina*	Chapel Hill, N.C.	3/19	W	13-1	NJIT	Coral Gables, Fla.
3/11	L	7-11	North Carolina*	Chapel Hill, N.C.	3/21	W	17-4	Wake Forest*	Coral Gables, Fla.
3/13	W	4-2	Maine	Coral Gables, Fla.	3/23	W	23-2	Wake Forest*	Coral Gables, Fla.
3/14	W	4-1	Rutgers	Coral Gables, Fla.	3/25	W	10-5	Bethune-Cookman	Coral Gables, Fla.
3/16	W	13-3	Maryland*	Coral Gables, Fla.	3/26	W	7-6	Bethune-Cookman	Coral Gables, Fla.
3/17	W	4-3	Maryland*	Coral Gables, Fla.	3/28	W	7-5	Duke (10)*	Durham, N.C.
3/18	L	4-5	Maryland*	Coral Gables, Fla.	3/29	W	8-1	Duke*	Durham, N.C.
3/23	L	1-4	Virginia*	Charlottesville, Va.	4/1	W	16-7	FAU	Coral Gables, Fla.
3/24	L	0-3	Virginia*	Charlottesville, Va.	4/2	W	13-2	FIU	Miami, Fla.
3/25	W	4-2	Virginia*	Charlottesville, Va.	4/4	W	6-4	Clemson*	Coral Gables, Fla.
3/30	W	10-3	Clemson*	Clemson, S.C.	4/5	W	15-5	Clemson*	Coral Gables, Fla.
3/31	L	1-4	Clemson*	Clemson, S.C.	4/6	W	7-6	Clemson*	Coral Gables, Fla.
4/1	W	7-6	Clemson*	Clemson, S.C.	4/8	W	4-2	FGCU (11)	Coral Gables, Fla.
4/4	W	10-9	FIU (10)	Coral Gables, Fla.	4/9	L	3-6	FAU	Coral Gables, Fla.
4/6	L	2-9	Georgia Tech*	Coral Gables, Fla.	4/12	W	10-5	Georgia Tech*	Atlanta, Ga.
4/7	W	5-2	Georgia Tech (11)*	Coral Gables, Fla.	4/12	W	15-5	Georgia Tech*	Atlanta, Ga.
4/8	W	8-7	Georgia Tech*	Coral Gables, Fla.	4/13	W	9-3	Georgia Tech*	Atlanta, Ga.
4/11	W	11-7	FIU	Miami, Fla.	4/16	W	12-10	FAU	Boca Raton, Fla.
4/13	L	3-5	NC State (13)*	Coral Gables, Fla.	4/18	W	11-4	Florida State*	Tallahassee, Fla.
4/14	W	5-1	NC State*	Coral Gables, Fla.	4/19	L	5-9	Florida State*	Tallahassee, Fla.
4/15	L	9-19	NC State*	Coral Gables, Fla.	4/20	W	11-10	Florida State*	Tallahassee, Fla.
4/18	L	2-3	North Florida	Coral Gables, Fla.	4/23	L	3-6	FIU	Coral Gables, Fla.
4/20	W	11-9	Virginia Tech*	Blacksburg, Va.	4/25	W	1-0	Virginia*	Coral Gables, Fla.
4/21	W	4-3	Virginia Tech*	Blacksburg, Va.	4/26	W	4-3	Virginia (10)*	Coral Gables, Fla.
4/22	W	9-5	Virginia Tech*	Blacksburg, Va.	4/27	W	10-0	Virginia*	Coral Gables, Fla.
4/25	W	7-3	Stetson	Coral Gables, Fla.	5/2	W	10-6	St. Mary's	Coral Gables, Fla.
4/27	L	6-7	Florida State*	Coral Gables, Fla.	5/3	W	5-0	St. Mary's	Coral Gables, Fla.
4/28	L	8-13	Florida State*	Coral Gables, Fla.	5/4	W	15-3	St. Mary's	Coral Gables, Fla.
4/29	W	7-1	Florida State*	Coral Gables, Fla.	5/9	W	12-4	Virginia Tech*	Blacksburg, Va.
5/4	W	3-2	Wright State	Coral Gables, Fla.	5/10	L	6-7	Virginia Tech*	Blacksburg, Va.
5/5	W	11-2	Wright State	Coral Gables, Fla.	5/10	W	9-2	Virginia Tech*	Blacksburg, Va.
5/6	W	13-5	Wright State	Coral Gables, Fla.	5/13	W	5-2	North Florida	Coral Gables, Fla.
5/11	W	9-8	Wake Forest (14)*	Winston-Salem, N.C.	5/15	W	12-2	North Carolina*	Coral Gables, Fla.
5/12	L	10-12	Wake Forest*	Winston-Salem, N.C.	5/16	L	6-10	North Carolina*	Coral Gables, Fla.
5/13	W	2-1	Wake Forest*	Winston-Salem, N.C.	5/17	L	11-12	North Carolina*	Coral Gables, Fla.
5/17	W	2-1	Duke*	Coral Gables, Fla.	5/21*	W	7-1	Clemson	Jacksonville, Fla.
5/18	W	5-1	Duke*	Coral Gables, Fla.	5/22*	W	15-12	Georgia Tech	Jacksonville, Fla.
5/19	W	14-5	Duke*	Coral Gables, Fla.	5/24*	W	5-2	NC State	Jacksonville, Fla.
5/23%	L	4-5	Clemson (13)	Jacksonville, Fla.	5/25%	W	8-4	Virginia	Jacksonville, Fla.
5/25%	W	9-3	Florida State	Jacksonville, Fla.	5/30+	W	7-4	Bethune-Cookman	Coral Gables, Fla.
5/26%	L	3-7	Wake Forest	Jacksonville, Fla.	5/31+	W	6-5	Missouri	Coral Gables, Fla.
6/1+	L	7-13	Louisville	Columbia, Mo.	6/1+	W	11-2	Mississippi	Coral Gables, Fla.
6/2+	W	8-7	Kent State	Columbia, Mo.	6/6\$	L	3-6	Arizona	Coral Gables, Fla.
6/3+	L	7-8	Louisville	Columbia, Mo.	6/7\$	W	14-10	Arizona	Coral Gables, Fla.
					6/8\$	W	4-2	Arizona	Coral Gables, Fla.
					6/14#	L	4-7	Georgia	Omaha, Neb.
					6/16#	W	7-5	Florida State	Omaha, Neb.
					6/18#	L	3-8	Stanford	Omaha, Neb.

2008

53-11 (.828)

COLLEGE WORLD SERIES

2/22	W	3-1	Cincinnati	Coral Gables, Fla.
2/23	W	6-4	Cincinnati	Coral Gables, Fla.
2/24	W	8-0	Cincinnati	Coral Gables, Fla.
2/26E	L	2-7	Miami Marlins	Jupiter, Fla.
2/29	W	8-4	Florida	Coral Gables, Fla.
3/1	W	8-5	Florida	Coral Gables, Fla.

ALL-TIME RESULTS

2009

NCAA TOURNAMENT

2/20	W 6-1	Rutgers	Coral Gables, Fla.
2/21	W 4-2	Rutgers	Coral Gables, Fla.
2/21	L 4-5	Rutgers	Coral Gables, Fla.
2/22	W 18-9	Rutgers	Coral Gables, Fla.
2/27	W 8-5	Florida	Gainesville, Fla.
2/28	W 2-1	Florida	Gainesville, Fla.
3/1	W 16-2	Florida	Gainesville, Fla.
3/3	L 0-3	Rhode Island	Coral Gables, Fla.
3/4	W 14-3	Mount St. Mary's	Coral Gables, Fla.
3/6	W 7-6	NC State (12)*	Coral Gables, Fla.
3/7	W 4-0	NC State*	Coral Gables, Fla.
3/8	W 9-7	NC State*	Coral Gables, Fla.
3/10	W 11-6	St. Joseph's	Coral Gables, Fla.
3/11	W 11-6	Pittsburgh	Coral Gables, Fla.
3/13	W 5-4	Duke*	Coral Gables, Fla.
3/14	L 0-2	Duke*	Coral Gables, Fla.
3/15	W 7-6	Duke*	Coral Gables, Fla.
3/17	W 8-0	St. Thomas	Coral Gables, Fla.
3/18	W 11-1	UMBC	Coral Gables, Fla.
3/20	L 4-9	Virginia*	Charlottesville, Va.
3/21	W 4-3	Virginia*	Charlottesville, Va.
3/22	W 7-5	Virginia (8)*	Charlottesville, Va.
3/24	L 1-7	Ohio State	Coral Gables, Fla.
3/25	W 13-6	Ohio	Boca Raton, Fla.
3/27	L 9-13	Georgia Tech*	Coral Gables, Fla.
3/28	L 4-6	Georgia Tech*	Coral Gables, Fla.
3/29	W 6-2	Georgia Tech*	Coral Gables, Fla.
4/1	W 15-10	Barry	Coral Gables, Fla.
4/3	L 4-14	Florida State*	Coral Gables, Fla.
4/4	W 6-4	Florida State*	Coral Gables, Fla.
4/5	W 14-8	Florida State*	Coral Gables, Fla.
4/7	W 8-7	FAU	Coral Gables, Fla.
4/11	W 12-8	Clemson*	Clemson, S.C.
4/11	L 1-9	Clemson*	Clemson, S.C.
4/12	L 6-9	Clemson*	Clemson, S.C.
4/14	W 3-1	FAU	Coral Gables, Fla.
4/17	L 0-3	North Carolina*	Chapel Hill, N.C.
4/18	L 4-5	North Carolina (10)*	Chapel Hill, N.C.
4/19	L 1-4	North Carolina*	Chapel Hill, N.C.
4/22	W 13-7	FGCU	Coral Gables, Fla.
4/24	W 4-1	Virginia Tech*	Coral Gables, Fla.
4/25	L 4-7	Virginia Tech*	Coral Gables, Fla.
4/26	W 11-3	Virginia Tech*	Coral Gables, Fla.
4/28	L 1-10	North Florida	Coral Gables, Fla.
5/1	W 5-1	Boston College*	Chestnut Hill, Mass.
5/2	W 7-5	Boston College*	Brocton, Mass.
5/3	L 3-13	Boston College*	Chestnut Hill, Mass.
5/8	L 0-1	Bethune-Cookman	Coral Gables, Fla.
5/9	W 14-4	Bethune-Cookman	Coral Gables, Fla.
5/10	L 2-5	Bethune-Cookman	Coral Gables, Fla.
5/14	W 23-5	Wake Forest*	Winston-Salem, N.C.
5/16	W 19-6	Wake Forest*	Winston-Salem, N.C.
5/16	W 4-2	Wake Forest*	Winston-Salem, N.C.
5/20%	W 8-6	Georgia Tech	Durham, N.C.
5/21%	L 2-4	Florida State	Durham, N.C.
5/22%	L 1-10	Boston College	Durham, N.C.
5/29+	W 9-4	Jacksonville	Gainesville, Fla.
5/30+	L 2-8	Florida	Gainesville, Fla.
5/31+	W 4-0	Jacksonville	Gainesville, Fla.
5/31+	L 5-16	Florida	Gainesville, Fla.

38-22 (.633)

2010 43-20 (.683)

NCAA TOURNAMENT

2/19	W 12-1	Rutgers	Coral Gables, Fla.
2/20	W 10-8	Rutgers	Coral Gables, Fla.
2/21	W 9-7	Rutgers	Coral Gables, Fla.
2/26	W 7-3	Manhattan	Coral Gables, Fla.
2/27	W 18-1	Manhattan	Coral Gables, Fla.
2/28	L 7-12	Manhattan	Coral Gables, Fla.
3/2	W 15-2	USF	Tampa, Fla.
3/5	L 1-7	Florida	Coral Gables, Fla.
3/6	W 9-6	Florida	Coral Gables, Fla.
3/7	L 2-4	Florida	Coral Gables, Fla.
3/9	W 19-2	UCF	Orlando, Fla.
3/12	L 0-3	Boston College*	Coral Gables, Fla.
3/13	W 7-1	Boston College*	Coral Gables, Fla.
3/14	W 11-4	Boston College*	Coral Gables, Fla.
3/16	L 3-4	Fordham	Coral Gables, Fla.
3/17	W 9-8	Fordham	Coral Gables, Fla.
3/19	W 3-1	Duke*	Durham, N.C.
3/20	W 11-3	Duke*	Durham, N.C.
3/21	W 7-6	Duke*	Durham, N.C.
3/23	L 3-6	UCF	Coral Gables, Fla.
3/26	W 6-5	NC State*	Raleigh, N.C.
3/27	L 6-7	NC State (11)*	Raleigh, N.C.
3/28	W 4-0	NC State*	Raleigh, N.C.
3/31	W 12-5	FAU	Coral Gables, Fla.
4/2	W 7-4	Wake Forest*	Coral Gables, Fla.
4/3	W 9-8	Wake Forest (11)*	Coral Gables, Fla.
4/4	W 10-1	Wake Forest*	Coral Gables, Fla.
4/6	W 8-5	FAU	Boca Raton, Fla.
4/7	W 11-0	FAU	Coral Gables, Fla.
4/9	L 7-9	Virginia Tech*	Blacksburg, Va.
4/10	W 9-2	Virginia Tech*	Blacksburg, Va.
4/11	L 2-4	Virginia Tech*	Blacksburg, Va.
4/14	W 9-0	FGCU	Ft Myers, Fla.
4/16	W 7-5	North Carolina*	Coral Gables, Fla.
4/17	W 11-1	North Carolina*	Coral Gables, Fla.
4/18	W 5-2	North Carolina (8)*	Coral Gables, Fla.
4/20	W 5-2	Bethune-Cookman	Coral Gables, Fla.
4/23	W 6-5	Florida State*	Tallahassee, Fla.
4/24	L 7-8	Florida State*	Tallahassee, Fla.
4/25	L 6-7	Florida State*	Tallahassee, Fla.
4/27	W 9-6	St. Thomas	Coral Gables, Fla.
4/28	W 14-7	USF	Coral Gables, Fla.
4/30	W 5-1	Maryland*	Coral Gables, Fla.
5/1	W 6-4	Maryland*	Coral Gables, Fla.
5/2	W 9-1	Maryland*	Coral Gables, Fla.
5/7	W 6-0	Barry	Coral Gables, Fla.
5/8	W 11-1	Barry	Coral Gables, Fla.
5/14	L 3-14	Georgia Tech*	Atlanta, Ga.
5/15	W 9-2	Georgia Tech*	Atlanta, Ga.
5/16	L 3-6	Georgia Tech*	Atlanta, Ga.
5/18	W 5-4	FGCU	Coral Gables, Fla.
5/20	W 5-4	Virginia (11)*	Coral Gables, Fla.
5/21	L 1-3	Virginia*	Coral Gables, Fla.
5/22	L 4-7	Virginia*	Coral Gables, Fla.
5/26%	W 9-3	Florida State	Greensboro, N.C.
5/27%	L 10-12	Boston College (12)	Greensboro, N.C.
5/29%	L 8-12	Virginia	Greensboro, N.C.
6/4+	W 12-8	Dartmouth	Coral Gables, Fla.
6/5+	W 14-1	Texas A&M	Coral Gables, Fla.
6/6+	L 7-11	Texas A&M	Coral Gables, Fla.
6/7+	W 10-3	Texas A&M	Coral Gables, Fla.
6/11\$	L 2-7	Florida	Gainesville, Fla.
6/12\$	L 3-4	Florida (10)	Gainesville, Fla.



ALL-TIME RESULTS

2011

38-23 (.623)

2012

36-23 (.610)

NCAA TOURNAMENT

2/18	W	2-1	Rutgers (11)	Coral Gables, Fla.
2/19	L	5-6	Rutgers (10)	Coral Gables, Fla.
2/20	W	5-3	Rutgers	Coral Gables, Fla.
2/23	L	4-7	FAU	Boca Raton, Fla.
2/24	W	6-3	Appalachian State	Coral Gables, Fla.
2/25	L	5-7	Appalachian State	Coral Gables, Fla.
2/26	W	10-0	Appalachian State	Coral Gables, Fla.
2/27E	W	9-8	Miami Marlins	Jupiter, Fla.
3/1	L	2-4	USF	Tampa, Fla.
3/4	L	3-8	Florida	Gainesville, Fla.
3/5	L	0-1	Florida	Gainesville, Fla.
3/6	L	3-5	Florida	Gainesville, Fla.
3/8	W	1-0	Illinois State (11)	Coral Gables, Fla.
3/9	L	2-9	Illinois State	Coral Gables, Fla.
3/11	W	3-1	Virginia Tech*	Coral Gables, Fla.
3/12	W	2-1	Virginia Tech*	Coral Gables, Fla.
3/13	W	11-1	Virginia Tech*	Coral Gables, Fla.
3/15	W	7-3	FAU	Coral Gables, Fla.
3/18	W	4-1	Wake Forest*	Winston-Salem, N.C.
3/19	W	4-3	Wake Forest*	Winston-Salem, N.C.
3/20	W	5-3	Wake Forest*	Winston-Salem, N.C.
3/22	W	4-1	UCF	Coral Gables, Fla.
3/23	W	5-2	FGCU	Coral Gables, Fla.
3/25	L	3-8	Georgia Tech*	Coral Gables, Fla.
3/26	L	3-12	Georgia Tech (10)*	Coral Gables, Fla.
3/27	L	1-3	Georgia Tech*	Coral Gables, Fla.
3/29	W	13-2	FGCU	Coral Gables, Fla.
4/3	W	19-4	Boston College*	Chestnut Hill, Mass.
4/3	W	7-6	Boston College (5)*	Chestnut Hill, Mass.
4/6	W	8-1	FGCU	Ft. Myers, Fla.
4/8	W	4-1	NC State*	Coral Gables, Fla.
4/9	W	14-13	NC State (10)*	Coral Gables, Fla.
4/10	W	3-0	NC State*	Coral Gables, Fla.
4/13	W	10-5	Barry	Coral Gables, Fla.
4/15	W	10-4	Maryland*	College Park, Md.
4/17	L	2-10	Maryland*	College Park, Md.
4/17	W	5-2	Maryland*	College Park, Md.
4/20	W	5-3	Bethune-Cookman	Coral Gables, Fla.
4/23	W	13-6	North Carolina (10)*	Chapel Hill, N.C.
4/23	W	5-3	North Carolina*	Chapel Hill, N.C.
4/24	L	1-8	North Carolina*	Chapel Hill, N.C.
4/27	W	14-5	USF	Coral Gables, Fla.
4/29	L	5-6	Florida State*	Coral Gables, Fla.
4/30	L	0-2	Florida State*	Coral Gables, Fla.
5/1	W	5-1	Florida State*	Coral Gables, Fla.
5/6	W	16-4	Hofstra	Coral Gables, Fla.
5/7	W	9-3	Hofstra	Coral Gables, Fla.
5/8	L	0-5	Hofstra	Coral Gables, Fla.
5/13	W	6-2	Virginia*	Charlottesville, Va.
5/14	L	2-3	Virginia*	Charlottesville, Va.
5/15	L	4-5	Virginia*	Charlottesville, Va.
5/17	L	4-7	FAU	Coral Gables, Fla.
5/19	W	4-1	Duke*	Coral Gables, Fla.
5/20	L	0-2	Duke*	Coral Gables, Fla.
5/21	W	5-2	Duke*	Coral Gables, Fla.
5/26%	W	7-3	North Carolina	Durham, N.C.
5/27%	L	4-6	Virginia	Durham, N.C.
5/28%	W	4-2	Wake Forest	Durham, N.C.
6/3+	W	7-2	Jacksonville	Gainesville, Fla.
6/4+	L	4-5	Florida	Gainesville, Fla.
6/5+	W	6-3	Jacksonville	Gainesville, Fla.
6/5+	L	4-11	Florida	Gainesville, Fla.

NCAA TOURNAMENT

2/17	W	6-2	Rutgers	Coral Gables, Fla.
2/18	W	4-1	Rutgers	Coral Gables, Fla.
2/19	W	9-7	Rutgers	Coral Gables, Fla.
2/22	W	3-0	FGCU	Ft. Myers, Fla.
2/24	W	15-4	Albany	Coral Gables, Fla.
2/25	W	11-1	Albany	Coral Gables, Fla.
2/26	W	12-5	Albany	Coral Gables, Fla.
2/29	W	10-5	FAU	Coral Gables, Fla.
3/2	L	5-7	Florida	Coral Gables, Fla.
3/3	L	5-13	Florida	Coral Gables, Fla.
3/4	L	5-8	Florida	Coral Gables, Fla.
3/6E	L	6-7	Miami Marlins	Miami, Fla.
3/7	W	4-3	Miami (OH)	Coral Gables, Fla.
3/9	W	7-3	Boston College*	Coral Gables, Fla.
3/10	W	5-3	Boston College*	Coral Gables, Fla.
3/11	W	4-1	Boston College*	Coral Gables, Fla.
3/13	W	11-6	Illinois State	Coral Gables, Fla.
3/14	W	3-2	UCF	Orlando, Fla.
3/16	L	1-5	Duke*	Durham, N.C.
3/17	W	2-1	Duke*	Durham, N.C.
3/18	W	7-1	Duke*	Durham, N.C.
3/21	W	8-5	FAU	Boca Raton, Fla.
3/23	W	4-1	Maryland*	Coral Gables, Fla.
3/24	W	9-1	Maryland*	Coral Gables, Fla.
3/25	L	4-6	Maryland*	Coral Gables, Fla.
3/28	W	11-4	St. Thomas	Coral Gables, Fla.
3/30	L	1-3	Clemson*	Clemson, S.C.
3/31	L	1-3	Clemson*	Clemson, S.C.
4/1	W	4-2	Clemson*	Clemson, S.C.
4/4	L	1-4	UCF	Coral Gables, Fla.
4/6	W	8-0	North Carolina*	Coral Gables, Fla.
4/7	W	4-3	North Carolina (14)*	Coral Gables, Fla.
4/8	W	4-0	North Carolina*	Coral Gables, Fla.
4/11	L	2-4	FGCU	Coral Gables, Fla.
4/13	W	6-4	Virginia Tech*	Blacksburg, Va.
4/14	L	4-5	Virginia Tech*	Blacksburg, Va.
4/15	L	2-3	Virginia Tech*	Blacksburg, Va.
4/18	W	3-2	Stetson	Coral Gables, Fla.
4/20	L	2-11	Florida State*	Tallahassee, Fla.
4/21	L	1-6	Florida State*	Tallahassee, Fla.
4/22	L	7-8	Florida State*	Tallahassee, Fla.
4/24	W	3-1	FAU	Coral Gables, Fla.
4/28	L	3-7	Virginia*	Coral Gables, Fla.
4/29	L	4-7	Virginia*	Coral Gables, Fla.
4/30	L	4-7	Virginia*	Coral Gables, Fla.
5/4	W	7-0	Bethune-Cookman	Coral Gables, Fla.
5/5	W	5-4	Bethune-Cookman	Coral Gables, Fla.
5/6	W	4-3	Bethune-Cookman	Coral Gables, Fla.
5/11	W	11-0	Wake Forest*	Coral Gables, Fla.
5/12	L	2-7	Wake Forest*	Coral Gables, Fla.
5/13	W	6-3	Wake Forest*	Coral Gables, Fla.
5/17	W	5-4	Georgia Tech*	Atlanta, Ga.
5/18	W	8-6	Georgia Tech*	Atlanta, Ga.
5/19	L	1-2	Georgia Tech*	Atlanta, Ga.
5/23%	L	2-3	NC State	Greensboro, N.C.
5/24%	W	5-3	North Carolina	Greensboro, N.C.
5/25%	W	6-3	Wake Forest	Greensboro, N.C.
5/27%	L	5-8	Georgia Tech	Greensboro, N.C.
6/1+	L	2-10	Stony Brook	Coral Gables, Fla.
6/2+	L	2-12	Missouri State	Coral Gables, Fla.

ALL-TIME RESULTS

2013

NCAA TOURNAMENT

2/16	W	5-4	Rutgers	Coral Gables, Fla.
2/16	W	4-1	Rutgers (7)	Coral Gables, Fla.
2/17	W	7-0	Rutgers	Coral Gables, Fla.
2/20	W	5-4	FAU (11)	Boca Raton, Fla.
2/22	W	6-1	Milwaukee	Coral Gables, Fla.
2/23	W	6-1	Milwaukee	Coral Gables, Fla.
2/24	W	7-6	Milwaukee	Coral Gables, Fla.
2/26	W	5-4	St. Thomas	Coral Gables, Fla.
2/27	W	5-1	Barry	Coral Gables, Fla.
3/1	W	3-2	Florida	Gainesville, Fla.
3/2	L	4-6	Florida	Gainesville, Fla.
3/3	L	3-6	Florida	Gainesville, Fla.
3/5	W	6-2	Maine	Coral Gables, Fla.
3/6	W	5-0	UCF	Coral Gables, Fla.
3/8	L	2-4	Duke*	Coral Gables, Fla.
3/9	L	2-9	Duke*	Coral Gables, Fla.
3/10	W	5-3	Duke*	Coral Gables, Fla.
3/12	L	6-17	Illinois State	Coral Gables, Fla.
3/13	W	9-2	Illinois State	Coral Gables, Fla.
3/15	W	4-1	North Carolina*	Chapel Hill, N.C.
3/16	L	2-14	North Carolina*	Chapel Hill, N.C.
3/17	L	1-4	North Carolina*	Chapel Hill, N.C.
3/19	W	9-6	Columbia	Coral Gables, Fla.
3/20	W	6-4	Columbia	Coral Gables, Fla.
3/22	W	11-9	Virginia Tech*	Coral Gables, Fla.
3/23	W	2-0	Virginia Tech*	Coral Gables, Fla.
3/24	L	5-8	Virginia Tech (10)*	Coral Gables, Fla.
3/27	L	1-6	FAU	Coral Gables, Fla.
3/29	L	4-15	Virginia*	Charlottesville, Va.
3/30	L	1-8	Virginia*	Charlottesville, Va.
3/31	W	4-3	Virginia*	Charlottesville, Va.
4/3	L	3-5	Bethune-Cookman	Coral Gables, Fla.
4/5	L	2-4	Florida State*	Coral Gables, Fla.
4/6	W	6-0	Florida State*	Coral Gables, Fla.
4/7	L	1-5	Florida State*	Coral Gables, Fla.
4/10	W	8-2	Stetson	Coral Gables, Fla.
4/12	W	1-0	Maryland (13)*	College Park, Md.
4/13	W	5-3	Maryland*	College Park, Md.
4/14	L	2-7	Maryland*	College Park, Md.
4/17	W	6-1	Bethune-Cookman	Coral Gables, Fla.
4/19	L	0-1	Clemson*	Coral Gables, Fla.
4/20	W	2-1	Clemson*	Coral Gables, Fla.
4/21	W	7-0	Clemson*	Coral Gables, Fla.
4/24	W	6-4	FAU	Coral Gables, Fla.
4/26	L	0-1	Boston College*	Chestnut Hill, Mass.
4/27	W	5-0	Boston College*	Chestnut Hill, Mass.
4/28	L	2-3	Boston College (11)*	Chestnut Hill, Mass.
5/3	W	12-3	St. John's	Coral Gables, Fla.
5/4	W	4-2	St. John's	Coral Gables, Fla.
5/5	W	6-4	St. John's	Coral Gables, Fla.
5/10	W	8-3	Wake Forest*	Winston-Salem, N.C.
5/11	L	4-5	Wake Forest*	Winston-Salem, N.C.
5/12	L	3-9	Wake Forest*	Winston-Salem, N.C.
5/16	W	8-3	Georgia Tech*	Coral Gables, Fla.
5/17	W	11-7	Georgia Tech*	Coral Gables, Fla.
5/18	L	1-10	Georgia Tech*	Coral Gables, Fla.
5/23%	L	0-10	North Carolina (8)	Durham, N.C.
5/24%	L	1-7	NC State	Durham, N.C.
5/25%	W	7-0	Clemson	Durham, N.C.
5/31+	W	7-0	Oklahoma State	Louisville, Ky.
6/1+	L	4-6	Louisville	Louisville, Ky.
6/2+	L	1-7	Oklahoma State	Louisville, Ky.

37-25 (.597)

2014

NCAA TOURNAMENT

2/14	W	6-3	Maine	Coral Gables, Fla.
2/15	L	1-3	Maine	Coral Gables, Fla.
2/16	W	11-2	Maine	Coral Gables, Fla.
2/19	L	2-5	FAU	Coral Gables, Fla.
2/21	W	6-4	Florida	Coral Gables, Fla.
2/22	W	5-2	Florida	Coral Gables, Fla.
2/23	L	4-6	Florida	Coral Gables, Fla.
2/26E	L	2-5	Miami Marlins	Jupiter, Fla.
2/28	W	3-1	Florida State	Tallahassee, Fla.
3/1	L	2-10	Florida State	Tallahassee, Fla.
3/2	L	6-13	Florida State	Tallahassee, Fla.
3/4	W	17-0	Villanova	Coral Gables, Fla.
3/5	W	7-2	Villanova	Coral Gables, Fla.
3/7	W	6-2	Boston College*	Coral Gables, Fla.
3/8	W	5-2	Boston College*	Coral Gables, Fla.
3/9	W	4-3	Boston College*	Coral Gables, Fla.
3/11	L	3-7	Bethune-Cookman	Coral Gables, Fla.
3/12	L	3-7	Stetson	DeLand, Fla.
3/14	W	10-8	Georgia Tech*	Atlanta, Ga.
3/15	L	7-13	Georgia Tech* (G1)	Atlanta, Ga.
3/15	L	2-3	Georgia Tech* (G2)	Atlanta, Ga.
3/18	L	2-9	UCF	Coral Gables, Fla.
3/19	W	5-2	FGCU (10)	Fort Myers, Fla.
3/22	W	7-1	Virginia*	Coral Gables, Fla.
3/23	L	3-8	Virginia* (11)	Coral Gables, Fla.
3/24	L	3-5	Virginia*	Coral Gables, Fla.
3/26	W	4-0	FGCU	Coral Gables, Fla.
3/28	W	1-2	NC State*	Raleigh, N.C.
3/29	W	1-2	NC State*	Raleigh, N.C.
3/30	W	12-5	NC State*	Raleigh, N.C.
4/2	W	10-1	Bethune-Cookman	Coral Gables, Fla.
4/4	W	8-7	Virginia Tech*	Blacksburg, Va.
4/5	W	4-3	Virginia Tech*	Blacksburg, Va.
4/6	W	9-2	Virginia Tech*	Blacksburg, Va.
4/9	W	5-0	UCF	Orlando, Fla.
4/11	W	12-2	Pittsburgh*	Coral Gables, Fla.
4/12	W	1-0	Pittsburgh*	Coral Gables, Fla.
4/13	W	7-2	Pittsburgh*	Coral Gables, Fla.
4/16	W	2-1	FAU	Coral Gables, Fla.
4/19	W	3-2	Notre Dame*	Coral Gables, Fla.
4/20	L	4-7	Notre Dame*	Coral Gables, Fla.
4/21	W	6-3	Notre Dame*	Coral Gables, Fla.
4/23	W	10-9	FAU	Boca Raton, Fla.
4/25	W	5-2	Clemson*	Clemson, S.C.
4/26	W	3-2	Clemson* (12)	Clemson, S.C.
4/27	W	10-2	Clemson*	Clemson, S.C.
5/2	W	11-1	Alabama State	Coral Gables, Fla.
5/3	L	5-6	Alabama State	Coral Gables, Fla.
5/4	W	6-3	Alabama State	Coral Gables, Fla.
5/7	W	7-3	FGCU	Coral Gables, Fla.
5/9	W	6-1	Duke*	Durham, N.C.
5/10	W	9-1	Duke*	Durham, N.C.
5/11	W	4-3	Duke*	Durham, N.C.
5/16	W	6-5	North Carolina* (16) (G1)	Coral Gables, Fla.
5/16	L	2-11	North Carolina* (G2)	Coral Gables, Fla.
5/17	W	2-0	North Carolina*	Coral Gables, Fla.
5/21%	L	3-6	Georgia Tech	Greensboro, N.C.
5/22%	L	2-3	Clemson	Greensboro, N.C.
5/24%	W	6-5	Duke (12)	Greensboro, N.C.
5/30+	W	1-0	Bethune-Cookman	Coral Gables, Fla.
5/31+	L	0-3	Texas Tech	Coral Gables, Fla.
6/1+	W	10-0	Bethune-Cookman	Coral Gables, Fla.
6/1+	W	2-1	Texas Tech (10)	Coral Gables, Fla.
6/2+	L	0-4	Texas Tech	Coral Gables, Fla.

44-19 (.698)

HISTORY

ALL-TIME RESULTS

2015

50-17 (.746)

2016

50-14 (.781)

COLLEGE WORLD SERIES

2/13	W	5-2	Rutgers	Coral Gables, Fla.
2/14	W	9-5	Rutgers (G1)	Coral Gables, Fla.
2/14	W	9-3	Rutgers (G2)	Coral Gables, Fla.
2/15	W	25-4	Rutgers	Coral Gables, Fla.
2/18	L	3-5	FAU	Boca Raton, Fla.
2/20	L	3-4	Florida	Gainesville, Fla.
2/21	W	7-2	Florida	Gainesville, Fla.
2/22	L	1-2	Florida	Gainesville, Fla.
2/25	W	5-3	Barry	Coral Gables, Fla.
2/27	W	8-7	Wright State	Coral Gables, Fla.
2/28	W	4-3	Wright State	Coral Gables, Fla.
3/1	L	6-12	Wright State	Coral Gables, Fla.
3/4	W	7-3	FGCU	Coral Gables, Fla.
3/7	L	6-9	Louisville* (G1)	Louisville, Ky.
3/7	W	9-5	Louisville* (G2)	Louisville, Ky.
3/8	L	4-5	Louisville*	Louisville, Ky.
3/10	W	15-4	FGCU	Coral Gables, Fla.
3/11	W	7-0	Stetson	Coral Gables, Fla.
3/13	W	3-2	NC State* (10)	Coral Gables, Fla.
3/14	W	9-2	NC State*	Coral Gables, Fla.
3/15	W	6-0	NC State*	Coral Gables, Fla.
3/17	W	9-1	Army	Coral Gables, Fla.
3/20	W	15-2	Wake Forest*	Winston-Salem, N.C.
3/21	W	12-7	Wake Forest*	Winston-Salem, N.C.
3/22	L	4-10	Wake Forest*	Winston-Salem, N.C.
3/25	L	1-8	FGCU	Coral Gables, Fla.
3/27	W	4-3	North Carolina*	Chapel Hill, N.C.
3/28	W	4-3	North Carolina* (11)	Chapel Hill, N.C.
3/29	L	3-10	North Carolina*	Chapel Hill, N.C.
4/1	W	13-3	Bethune-Cookman	Coral Gables, Fla.
4/3	W	4-3	Duke*	Coral Gables, Fla.
4/4	W	3-2	Duke*	Coral Gables, Fla.
4/5	W	10-0	Duke*	Coral Gables, Fla.
4/8	W	4-3	FAU (10)	Coral Gables, Fla.
4/10	W	11-1	Virginia Tech*	Coral Gables, Fla.
4/11	W	14-4	Virginia Tech*	Coral Gables, Fla.
4/12	W	9-1	Virginia Tech*	Coral Gables, Fla.
4/15	W	4-2	UCF	Coral Gables, Fla.
4/17	L	4-5	Virginia*	Charlottesville, Va.
4/18	L	2-5	Virginia*	Charlottesville, Va.
4/19	W	8-6	Virginia*	Charlottesville, Va.
4/24	L	7-8	Florida State* (17)	Coral Gables, Fla.
4/25	L	5-15	Florida State*	Coral Gables, Fla.
4/26	W	12-0	Florida State*	Coral Gables, Fla.
5/2	W	9-5	Pittsburgh (G1)	Pittsburgh, Pa.
5/2	W	12-0	Pittsburgh (G2)	Pittsburgh, Pa.
5/3	W	9-3	Pittsburgh	Pittsburgh, Pa.
5/6	W	14-0	Bethune-Cookman	Coral Gables, Fla.
5/8	W	26-0	NYIT	Coral Gables, Fla.
5/9	W	13-1	NYIT	Coral Gables, Fla.
5/10	W	19-1	NYIT	Coral Gables, Fla.
5/12	W	14-6	FAU	Coral Gables, Fla.
5/14	W	3-0	Georgia Tech*	Coral Gables, Fla.
5/15	W	22-1	Georgia Tech*	Coral Gables, Fla.
5/16	W	17-4	Georgia Tech*	Coral Gables, Fla.
5/20%	W	9-5	Virginia	Durham, N.C.
5/22%	L	4-5	NC State (12)	Durham, N.C.
5/23%	W	6-5	Notre Dame	Durham, N.C.
5/29+	W	6-2	FIU	Coral Gables, Fla.
5/30+	W	8-3	Columbia	Coral Gables, Fla.
5/31+	L	0-3	Columbia	Coral Gables, Fla.
6/1+	W	21-3	Columbia	Coral Gables, Fla.
6/5\$	W	3-2	VCU	Coral Gables, Fla.
6/6\$	W	10-3	VCU	Coral Gables, Fla.
6/13#	L	3-15	Florida	Omaha, Neb.
6/15#	W	4-3	Arkansas	Omaha, Neb.
6/17#	L	2-10	Florida	Omaha, Neb.

COLLEGE WORLD SERIES

2/19	W	4-1	Rutgers	Coral Gables, Fla.
2/20	W	2-0	Rutgers	Coral Gables, Fla.
2/21	W	8-1	Rutgers	Coral Gables, Fla.
2/24	W	7-6	St. Thomas (10)	Coral Gables, Fla.
2/26	L	0-5	Florida	Coral Gables, Fla.
2/27	W	5-3	Florida	Coral Gables, Fla.
2/28	L	3-7	Florida	Coral Gables, Fla.
3/1E	L	1-5	Miami Marlins	Jupiter, Fla.
3/2	W	6-2	FGCU	Coral Gables, Fla.
3/4	W	10-0	Manhattan	Coral Gables, Fla.
3/5	W	14-4	Manhattan	Coral Gables, Fla.
3/6	W	7-4	Manhattan	Coral Gables, Fla.
3/8	W	6-2	Maine	Coral Gables, Fla.
3/9	W	4-2	Stetson	Coral Gables, Fla.
3/11	L	3-14	Virginia Tech*	Blacksburg, Va.
3/12	W	11-6	Virginia Tech*	Blacksburg, Va.
3/13	W	7-2	Virginia Tech*	Blacksburg, Va.
3/16	W	5-2	UCF	Orlando, Fla.
3/18	W	8-4	Louisville*	Coral Gables, Fla.
3/19	W	6-3	Louisville*	Coral Gables, Fla.
3/20	L	3-4	Louisville*	Coral Gables, Fla.
3/23	W	5-4	Bethune-Cookman	Coral Gables, Fla.
3/25	W	9-8	Clemson*	Coral Gables, Fla.
3/26	W	5-4	Clemson* (11)	Coral Gables, Fla.
3/27	W	10-5	Clemson*	Coral Gables, Fla.
4/1	W	10-4	North Carolina*	Coral Gables, Fla.
4/2	W	7-3	North Carolina*	Coral Gables, Fla.
4/3	W	7-4	North Carolina*	Coral Gables, Fla.
4/5	W	4-0	FGCU	Fort Myers, Fla.
4/10	W	10-2	Notre Dame*	South Bend, Ind.
4/12	W	8-3	Nova Southeastern	Coral Gables, Fla.
4/13	W	8-4	UCF	Coral Gables, Fla.
4/15	W	14-2	Duke*	Durham, N.C.
4/16	L	5-12	Duke*	Durham, N.C.
4/17	W	9-0	Duke*	Durham, N.C.
4/20	L	3-4	FAU	Coral Gables, Fla.
4/22	L	5-6	Virginia*	Coral Gables, Fla.
4/23	W	9-2	Virginia*	Coral Gables, Fla.
4/24	L	3-7	Virginia*	Coral Gables, Fla.
4/29	W	13-3	Florida A&M	Coral Gables, Fla.
4/30	W	11-2	Florida A&M	Coral Gables, Fla.
5/1	W	12-7	Florida A&M	Coral Gables, Fla.
5/5	W	5-2	FAU	Coral Gables, Fla.
5/7	L	1-12	Georgia Tech*	Atlanta, Ga.
5/8	W	12-2	Georgia Tech*	Atlanta, Ga.
5/9	W	17-6	Georgia Tech*	Atlanta, Ga.
5/10	W	14-7	Bethune-Cookman	Coral Gables, Fla.
5/13	W	7-6	Pittsburgh*	Coral Gables, Fla.
5/14	W	4-3	Pittsburgh* (11)	Coral Gables, Fla.
5/15	W	8-4	Pittsburgh*	Coral Gables, Fla.
5/17	W	8-3	FGCU	Coral Gables, Fla.
5/19	W	4-2	Florida State*	Tallahassee, Fla.
5/21	W	8-5	Florida State* (G1)	Tallahassee, Fla.
5/21	L	3-4	Florida State* (G2) (10)	Tallahassee, Fla.
5/25%	W	4-0	Georgia Tech	Durham, N.C.
5/26%	W	8-7	NC State	Durham, N.C.
5/28%	L	4-5	Florida State	Durham, N.C.
6/3+	W	4-2	Stetson	Coral Gables, Fla.
6/4+	W	4-3	Long Beach State (11)	Coral Gables, Fla.
6/5+	W	9-8	Long Beach State	Coral Gables, Fla.
6/10\$	W	12-7	Boston College	Coral Gables, Fla.
6/11\$	L	3-5	Boston College	Coral Gables, Fla.
6/12\$	W	9-4	Boston College	Coral Gables, Fla.
6/18#	L	1-5	Arizona	Omaha, Neb.
6/20#	L	3-5	UC Santa Barbara	Omaha, Neb.

ALL-TIME RESULTS

2017

31-27 (.534)

2018

28-26 (.519)

2/17	W	3-0	Rutgers	Coral Gables, Fla.	2/16	W	7-1	Rutgers	Coral Gables, Fla.
2/18	W	8-4	Rutgers	Coral Gables, Fla.	2/17	W	8-5	Rutgers	Coral Gables, Fla.
2/19	L	6-17	Rutgers	Coral Gables, Fla.	2/18	L	5-7	Rutgers	Coral Gables, Fla.
2/24	L	0-1	Florida	Gainesville, Fla.	2/21	L	0-9	Missouri	Coral Gables, Fla.
2/25	L	0-2	Florida	Gainesville, Fla.	2/23	L	3-7	Florida	Coral Gables, Fla.
2/26	L	2-6	Florida	Gainesville, Fla.	2/24	L	2-8	Florida	Coral Gables, Fla.
3/1	W	5-2	FAU	Boca Raton, Fla.	2/25	W	2-0	Florida	Coral Gables, Fla.
3/3	L	0-1	Dartmouth	Coral Gables, Fla.	2/28	L	4-5	FAU	Boca Raton, Fla.
3/4	W	3-2	Dartmouth	Coral Gables, Fla.	3/2	L	1-6	Maine	Coral Gables, Fla.
3/5	L	0-5	Dartmouth	Coral Gables, Fla.	3/3	W	7-6	Maine (16)	Coral Gables, Fla.
3/7	L	1-12	FIU	Coral Gables, Fla.	3/4	W	7-1	Maine	Coral Gables, Fla.
3/8	L	2-3	FIU	Miami, Fla.	3/7	L	3-5	FIU	Miami, Fla.
3/10	W	10-8	Georgia Tech*	Coral Gables, Fla.	3/9	W	3-0	Notre Dame*	Coral Gables, Fla.
3/11	L	5-7	Georgia Tech* (11)	Coral Gables, Fla.	3/10	W	9-0	Notre Dame* (G1)	Coral Gables, Fla.
3/12	W	17-7	Georgia Tech*	Coral Gables, Fla.	3/10	L	5-9	Notre Dame* (G2)(10)	Coral Gables, Fla.
3/14	W	4-3	Maine	Coral Gables, Fla.	3/14	W	4-3	UCF	Orlando, Fla.
3/15	W	7-2	Maine	Coral Gables, Fla.	3/16	L	3-4	Duke*	Durham, N.C.
3/17	L	3-5	NC State*	Raleigh, N.C.	3/17	L	1-4	Duke*	Durham, N.C.
3/18	L	2-5	NC State*	Raleigh, N.C.	3/18	W	8-2	Duke*	Durham, N.C.
3/19	W	7-5	NC State*	Raleigh, N.C.	3/21	L	9-11	FAU	Coral Gables, Fla.
3/22	W	7-5	FAU	Coral Gables, Fla.	3/23	W	3-2	Virginia* (11)	Coral Gables, Fla.
3/24	L	2-7	North Carolina*	Chapel Hill, N.C.	3/24	W	1-0	Virginia*	Coral Gables, Fla.
3/25	L	3-6	North Carolina*	Chapel Hill, N.C.	3/25	W	8-1	Virginia*	Coral Gables, Fla.
3/26	W	6-2	North Carolina*	Chapel Hill, N.C.	3/27E	L	2-22	Miami Marlins	Miami, Fla.
3/29	L	0-3	FGCU	Fort Myers, Fla.	3/28	L	0-1	FGCU	Fort Myers, Fla.
3/31	L	1-2	Wake Forest*	Coral Gables, Fla.	3/30	L	1-6	Georgia Tech*	Atlanta, Ga.
4/1	W	5-1	Wake Forest*	Coral Gables, Fla.	3/31	L	4-13	Georgia Tech*	Atlanta, Ga.
4/2	L	0-9	Wake Forest*	Coral Gables, Fla.	4/1	L	1-4	Georgia Tech*	Atlanta, Ga.
4/5	W	14-2	St. Thomas	Coral Gables, Fla.	4/4	L	4-7	FAU	Coral Gables, Fla.
4/8	W	9-7	Duke*	Coral Gables, Fla.	4/6	L	4-8	North Carolina* (12)	Coral Gables, Fla.
4/9	W	7-0	Duke*	Coral Gables, Fla.	4/7	L	6-9	North Carolina*	Coral Gables, Fla.
4/10	L	2-5	Duke* (10)	Coral Gables, Fla.	4/8	W	7-5	North Carolina* (5 rain)	Coral Gables, Fla.
4/12	L	4-5	FGCU	Coral Gables, Fla.	4/11	L	0-4	UCF	Coral Gables, Fla.
4/14	L	3-10	Pittsburgh* (G1)	Pittsburgh, Pa.	4/13	W	12-11	Clemson* (12)	Clemson, S.C.
4/14	W	1-0	Pittsburgh* (G2)	Pittsburgh, Pa.	4/14	W	6-1	Clemson* (G1)	Clemson, S.C.
4/15	W	5-3	Pittsburgh*	Pittsburgh, Pa.	4/14	L	3-8	Clemson* (G2)	Clemson, S.C.
4/19	W	8-2	FAU	Coral Gables, Fla.	4/18	W	8-1	FGCU	Coral Gables, Fla.
4/21	L	3-6	Florida State*	Coral Gables, Fla.	4/20	L	1-2	Pittsburgh*	Coral Gables, Fla.
4/22	W	5-4	Florida State* (10)	Coral Gables, Fla.	4/21	L	0-3	Pittsburgh* (G1)	Coral Gables, Fla.
4/25	W	8-7	FIU	Miami, Fla.	4/21	W	3-0	Pittsburgh* (G2)	Coral Gables, Fla.
4/26	L	4-5	FIU	Coral Gables, Fla.	4/25	L	6-14	FIU	Coral Gables, Fla.
4/28	W	3-0	Boston College*	Chestnut Hill, Mass.	4/27	L	0-2	Florida State*	Tallahassee, Fla.
4/29	W	14-5	Boston College*	Chestnut Hill, Mass.	4/28	L	1-10	Florida State*	Tallahassee, Fla.
4/30	L	2-9	Boston College*	Chestnut Hill, Mass.	4/29	W	11-5	Florida State*	Tallahassee, Fla.
5/5	W	6-5	Bethune-Cookman	Coral Gables, Fla.	5/4	W	4-2	Bethune-Cookman	Coral Gables, Fla.
5/6	L	3-7	Bethune-Cookman	Coral Gables, Fla.	5/5	W	8-7	Bethune-Cookman	Coral Gables, Fla.
5/7	W	7-1	Bethune-Cookman	Coral Gables, Fla.	5/6	W	12-11	Bethune-Cookman	Coral Gables, Fla.
5/10	L	2-5	UCF	Coral Gables, Fla.	5/19	W	7-1	FGCU	Coral Gables, Fla.
5/13	W	5-1	Virginia* (G1)	Charlottesville, Va.	5/11	W	5-4	Virginia Tech* (12)	Blacksburg, Va.
5/13	L	6-13	Virginia* (G2)	Charlottesville, Va.	5/12	W	16-4	Virginia Tech*	Blacksburg, Va.
5/14	L	4-7	Virginia*	Charlottesville, Va.	5/13	W	12-8	Virginia Tech* (10)	Blacksburg, Va.
5/17	W	5-1	FGCU	Coral Gables, Fla.	5/17	W	3-0	Boston College*	Chestnut Hill, Mass.
5/19	W	4-2	Virginia Tech* (G1)	Coral Gables, Fla.	5/18	W	4-3	Boston College*	Chestnut Hill, Mass.
5/19	W	3-1	Virginia Tech* (G2)	Coral Gables, Fla.	5/22%	W	6-2	Notre Dame	Durham, N.C.
5/20	W	7-5	Virginia Tech* (10)	Coral Gables, Fla.	5/24%	L	1-7	Clemson	Durham, N.C.
5/23%	W	6-5	Georgia Tech (13)	Louisville, Ky.					
5/26%	W	5-2	Wake Forest	Louisville, Ky.					
5/27%	L	4-12	North Carolina	Louisville, Ky.					

% - ACC Tournament \$ - NCAA Super Regional
 + - NCAA Regional # - College World Series E - Exhibition
 * - ACC Game



ALL-TIME SERIES HISTORY

OPPONENT	ALL TIME	FIRST MEETING	LAST MEETING	STRK	OPPONENT	ALL TIME	FIRST MEETING	LAST MEETING	STRK
Air Force	2-0-0	1986	1988	W2	Fordham	9-1-0	1984	2010	W1
Alabama	7-8-0	1983	1999	W2	Fresno State	1-0-0	1988	1988	W1
Alabama State	2-1-0	2014	2014	W1	Fl. Lauderdale College	2-0-0	1983	1983	W2
Albany	4-0-0	2001	2012	W4	Furman	9-1-0	1960	1998	W4
Amherst	10-4-0	1953	1959	W4	George Washington	11-1-0	1981	2005	W1
Appalachian State	3-1-0	1973	2011	W1	Georgetown	4-0-0	1987	1993	W4
Arizona	6-4-0	1979	2016	L1	Georgia	2-3-0	1965	2008	L1
Arizona State	8-9-0	1978	1998	L1	Georgia Southern	14-10-0	1966	1998	W2
Arkansas	5-0-0	1985	2015	W5	Georgia State	3-0-0	1993	1993	W3
Armstrong State	2-0-0	1985	1985	W2	Georgia Tech	60-40-2	1958	2018	L3
Army	27-2-1	1960	2015	W9	Georgia-Atlanta	1-0-0	1953	1953	W1
Auburn	1-7-0	1946	1994	W1	Glassboro State	2-1-0	1978	1979	W1
Ball State	3-1-0	2002	2004	W3	Harvard	8-1-0	1974	2003	W5
Barry	22-0-0	1985	2015	W22	Havana	2-0-0	1951	1951	W2
Baylor	1-0-0	1978	1978	W1	Hawaii	3-2-0	1980	1997	W3
Bernard Baruch	2-0-0	1972	1972	W2	High Point	3-0-0	2005	2005	W3
Bethune-Cookman	37-6-0	1983	2018	W4	Hofstra	2-1-0	2011	2011	L1
Biscayne	51-4-0	1968	1983	W5	Honduras	3-0-0	1970	1970	W3
Boston College	24-8-0	2003	2018	W2	Houston	0-1-0	2002	2002	L1
Boston University	2-0-0	1989	1990	W2	Howard	2-0-0	1978	1979	W2
Bowling Green	13-0-0	1977	1988	W13	Illinois	15-3-0	1992	1998	W8
Bradley	1-0-0	1972	1972	W1	Illinois State	6-2-0	1992	2013	W1
Bucknell	1-0-0	2001	2001	W1	Illinois-Chicago	5-0-0	1983	2004	W5
Buffalo	25-2-0	1974	1980	W2	Indiana	6-0-0	1974	2006	W6
C.W. Post	4-0-0	1997	2000	W4	Indiana State	5-0-0	1980	1981	W5
Cal State Fullerton	6-11-0	1982	2004	L1	Iona	2-1-0	1998	2000	W1
Cal State Northridge	0-1-0	1991	1991	L1	Ithaca	2-0-0	1979	1979	W2
California	7-1-0	1980	1992	W7	Jacksonville	82-18-0	1958	2013	W10
Campbell	3-1-0	2003	2004	W1	Jacksonville N.A.S.	4-2-0	1946	1949	W4
Clemson	40-30-1	1977	2018	L2	James Madison	8-0-0	1979	1999	W8
Coastal Carolina	11-0-0	1994	2004	W11	Kansas State	1-0-0	2002	2002	W1
Colgate	4-1-0	1969	1970	W3	Kent	2-0-0	1994	2007	W2
Colorado State	1-0-0	1984	1984	W1	Lafayette	2-0-0	1972	1972	W2
Columbia	4-1-0	2013	2015	W1	Lamar	4-0-0	1976	1980	W4
Connecticut	2-0-0	1970	1970	W2	La Salle	3-1-0	1966	2007	W3
Cornell	5-2-0	1971	2008	W3	Lehigh	1-0-0	2008	2008	W1
Creighton	8-1-0	1985	1989	W5	Lewis	2-0-0	1982	1982	W2
Dartmouth	4-3-0	2000	2017	L1	Liberty	1-0-0	1997	1997	W1
Davidson	1-1-0	1990	1990	L1	Long Beach State	18-8-0	1993	2016	W5
Delaware	4-0-0	1971	1980	W4	Long Island	1-0-0	1979	1979	W1
Drexel	1-0-0	1998	1998	W1	LSU	12-7-0	1972	2004	W1
Duke	38-11-0	1966	2018	W1	Louisville	4-6-0	2006	2016	L1
East Carolina	3-2-0	1984	2001	W1	Loyola (MD)	1-1-0	1972	1972	W1
Eastern Illinois	1-0-0	1991	1991	W1	Lynn	4-0-0	1989	2000	W4
Eastern Kentucky	2-1-0	1991	1991	L1	Maine	68-14-0	1976	2018	W2
Eastern Michigan	2-0-0	2000	2000	W2	Manhattan	8-1-0	2006	2016	W3
Eckerd	8-4-0	1975	1990	W3	Marist	1-0-0	1999	1999	W1
Elon	11-4-0	1999	2007	W2	Marshall	4-0-0	1978	1979	W4
Florida	129-121-1	1940	2018	W1	Maryland	15-6-0	2005	2013	L1
Florida A&M	22-7-0	1968	2016	W4	UMBC	2-0-0	1992	2009	W2
FAU	61-17-0	1982	2018	L3	Massachusetts	6-1-0	1976	1995	W3
FGCU	19-5-0	2008	2018	W2	McNeese State	1-0-0	1988	1988	W1
FIU	93-29-0	1973	2018	L3	Memphis	2-0-0	1974	1974	W2
Florida Southern	58-24	1947	2001	W13	Mercer	27-3-0	1967	2008	L2
Florida State	130-152-4	1951	2018	W1					
Florida Tech	8-2-0	1973	1978	W4					

ALL-TIME SERIES HISTORY

OPPONENT	ALL TIME	FIRST MEETING	LAST MEETING	STRK	OPPONENT	ALL TIME	FIRST MEETING	LAST MEETING	STRK
Miami (OH)	3-4-0	1977	2012	W2	South Alabama	15-8-0	1973	1997	W1
Michigan	9-2-1	1958	2000	T1	South Carolina	24-9-0	1974	2004	L2
Michigan State	41-18-2	1965	2006	W1	Southern California	8-5-0	1974	2002	L1
Middle Tennessee	4-0-0	1973	1981	W4	Southern Illinois	47-10-0	1972	1995	W8
Minnesota	15-3-0	1981	2004	W7	St. Bonaventure	1-1-0	2004	2007	L1
Mississippi	4-1-0	1977	2008	W3	St. Francis Brooklyn	5-0-0	1979	1980	W5
Mississippi State	3-1-0	1971	2005	W3	St. John's	3-0-0	2013	2013	W3
Missouri	1-1-0	2008	2018	L1	St. Joseph's	19-1-0	1972	2009	W19
Missouri State	2-1-0	1996	2012	L1	St. Leo	10-1-0	1968	1983	W7
Montclair State	3-0-0	1974	1983	W3	St. Peter's	1-0-0	2003	2003	W1
Morehead State	1-0-0	1977	1977	W1	St. Thomas	24-2-0	1985	2017	W24
Mount St. Mary's	1-0-0	2009	2009	W1	Stanford	5-3-0	1985	2008	L1
Murray State	1-0-0	1975	1975	W1	Stetson	113-43-0	1947	2016	W3
					Stony Brook	1-1-0	2003	2012	L1
Navy	1-0-0	1988	1988	W1	Tampa	67-9-0	1940	1966	W12
Nebraska	0-2-0	2005	2005	L2	Tennessee	13-6-0	1989	2004	W1
New Hampshire	1-1-0	1972	1972	W1	Texas	19-21-0	1976	2003	L2
NJIT	1-0-0	2008	2008	W1	Texas A&M	8-3-0	1979	2010	W1
New Orleans	16-9-0	1982	1991	W3	Texas Tech	2-2-0	1998	2014	L1
New York Tech	16-0-0	1978	2015	W16	The Citadel	3-3-0	1979	2003	W2
New York University	2-0-0	1966	1966	W2	Toledo	1-0-0	1997	1997	W1
Newberry	1-1-0	1940	1948	L1	Towson	1-0-0	1988	1988	W1
Niagara	1-0-0	1988	1988	W1	Troy	1-0-0	1978	1978	W1
North Carolina	39-30-1	1976	2018	W1	Tulane	9-8-0	1970	1991	L2
NC State	35-16-0	1989	2017	W1	UCF	22-7-0	1985	2018	L1
North Florida	4-2-0	1990	2009	L1	UCLA	13-1-0	1984	2007	W4
Northeastern	10-0-0	1990	2005	W10	UCSB	0-1-0	2016	2016	L1
Northern Iowa	2-0-0	1973	1973	W2	USF	83-29-0	1967	2011	W1
Northwestern	2-0-0	2000	2002	W2	Union	3-0-0	1971	1971	W3
Notre Dame	21-7-0	1970	2018	W1	Vanderbilt	2-0-0	1973	1974	W2
Nova Southeastern	5-0-0	1990	2016	W5	Vermont	1-0-0	1998	1998	W1
					Villanova	6-0-0	1989	2014	W6
Ohio State	12-15-2	1959	2009	L1	Virginia	28-28-0	1985	2018	W3
Oklahoma	1-2-0	1974	1985	L2	VCU	3-0-0	2005	2015	W3
Oklahoma State	5-4-0	1979	2013	L1	Virginia Tech	34-8-0	2005	2018	W8
Oral Roberts	9-4-0	1978	2005	L2					
Oregon State	1-1-0	2006	2006	L1	Wagner	1-0-0	2000	2000	W1
					Wake Forest	34-11-0	1987	2017	W1
Pace	10-0-0	1969	2003	W10	Washington State	1-1-0	1990	1990	L1
Penn State	7-0-0	1970	2008	W7	Waterloo	0-2-0	1954	1954	L2
Pennsylvania	1-0-0	1991	1991	W1	Wesleyan	20-5-1	1958	1968	W9
Pepperdine	0-1-0	1979	1979	L1	Westchester State	3-2-0	1975	1978	W3
Pittsburgh	18-3-0	1969	2018	W1	Western Carolina	4-1-0	1986	1994	W3
Portland	1-0-0	1991	1991	W1	Western Kentucky	1-0-0	1978	1978	W1
Princeton	4-0-0	1985	1999	W4	Western Michigan	2-0-1	1968	1968	T1
Providence	1-0-0	1992	1992	W1	Wichita State	6-3-0	1982	1990	W3
Purdue	1-0-0	1988	1988	W1	William & Mary	2-0-0	1969	1969	W2
					William Patterson	1-0-0	1982	1982	W1
Rhode Island	0-1-0	2009	2009	L1	Winthrop	4-2-0	1999	2006	L2
Rice	5-2-0	1985	2006	L1	Wisc. - Milwaukee	3-1-0	2002	2013	W3
Richmond	1-0-0	1997	1997	W1	Wright State	8-1-0	2006	2015	L1
Rider	1-0-0	1994	1994	W1					
Rollins	36-51-0	1940	1994	L1	Yale	6-3-0	1957	1959	W1
Rutgers	63-14-0	1967	2018	L1	Youngstown State	1-0-0	1992	1992	W1
Saint Mary's	3-0-0	2008	2008	W3					
Sam Houston State	0-1-0	1996	1996	L1					
San Diego State	4-0-0	2001	2003	W4					
San Francisco	1-0-0	2006	2006	W1					
Savannah State	7-0-0	2001	2003	W7					
Seton Hall	21-4-0	1974	1992	W6					

ALL-TIME SERIES RESULTS



AIR FORCE

MIAMI LEADS, 2-0

YEAR	DATE	SITE	W/L	SCORE
1986	3/29	Coral Gables, Fla.	W	3-0
1988	3/24	Coral Gables, Fla.	W	14-6

Coral Gables: Miami leads, 2-0

ALABAMA

ALABAMA LEADS, 8-7

YEAR	DATE	SITE	W/L	SCORE
1983	5/27+	Tallahassee, Fla.	L	4-6
1983	5/29+	Tallahassee, Fla.	L	9-11
1984	4/6	Coral Gables, Fla.	L	7-8
1984	4/7	Coral Gables, Fla.	L	1-7
1984	4/8	Coral Gables, Fla.	W	8-3
1985	5/3	Dothan, Ala.	W	14-10
1985	5/4	Tuscaloosa, Ala.	L	6-12
1985	5/5	Tuscaloosa, Ala.	L	7-11
1986	4/8	Mobile, Ala.	W	14-0 (7)
1996	6/2#	Omaha, Neb.	W	15-1
1997	6/2#	Omaha, Neb.	W	6-1
1997	6/5#	Omaha, Neb.	L	6-8
1997	6/6#	Omaha, Neb.	L	2-6
1999	6/13#	Omaha, Neb.	W	8-1
1999	6/17#	Omaha, Neb.	W	5-2

Coral Gables: Alabama leads, 2-1

Tuscaloosa/Dothan: Tied, 2-2

Neutral Site: Miami leads, 5-4

ALABAMA STATE

MIAMI LEADS, 2-1

YEAR	DATE	SITE	W/L	SCORE
2014	5/2	Coral Gables, Fla.	W	11-1
2014	5/3	Coral Gables, Fla.	L	5-6
2014	5/4	Coral Gables, Fla.	W	6-3

Coral Gables: Miami leads, 2-1

ALBANY

MIAMI LEADS, 4-0

YEAR	DATE	SITE	W/L	SCORE
2001	2/25	Coral Gables, Fla.	W	14-0
2012	2/24	Coral Gables, Fla.	W	15-4
2012	2/25	Coral Gables, Fla.	W	11-1
2012	2/26	Coral Gables, Fla.	W	12-5

Coral Gables: Miami leads, 4-0

AMHERST

MIAMI LEADS, 10-4

YEAR	DATE	SITE	W/L	SCORE
1953	3/23	Coral Gables, Fla.	W	9-8
1953	3/24	Coral Gables, Fla.	W	12-7
1954	3/25	Coral Gables, Fla.	W	17-4
1954	3/26	Coral Gables, Fla.	W	7-6
1956	3/27	Coral Gables, Fla.	L	6-9
1956	3/28	Coral Gables, Fla.	W	6-4
1956	3/29	Coral Gables, Fla.	L	14-16

1957	3/26	Coral Gables, Fla.	W	9-3
1957	3/27	Coral Gables, Fla.	L	5-10
1957	3/28	Coral Gables, Fla.	L	1-6
1958	3/25	Coral Gables, Fla.	W	8-2
1958	3/26	Coral Gables, Fla.	W	8-4
1959	4/1	Coral Gables, Fla.	W	9-8
1959	4/2	Coral Gables, Fla.	W	6-3

Coral Gables: Miami leads, 10-4

APPALACHIAN STATE

MIAMI LEADS, 3-1

YEAR	DATE	SITE	W/L	SCORE
1973	5/27+	Starkville, Miss.	W	13-6
2011	2/24	Coral Gables, Fla.	W	6-3
2011	2/25	Coral Gables, Fla.	L	5-7
2011	2/26	Coral Gables, Fla.	W	10-0

Coral Gables: Miami leads, 2-1

Neutral Site: Miami leads, 1-0

ARIZONA

MIAMI LEADS, 6-4

YEAR	DATE	SITE	W/L	SCORE
1979	6/1#	Omaha, Neb.	L	1-5
1986	6/7#	Omaha, Neb.	W	4-3
1987	3/27	Coral Gables, Fla.	L	0-5
1987	3/28	Coral Gables, Fla.	W	7-3
1987	3/29	Coral Gables, Fla.	W	9-8
1989	5/21	Chapel Hill, N.C.	W	11-1
2008	6/6\$	Coral Gables, Fla.	L	3-6
2008	6/7\$	Coral Gables, Fla.	W	14-10
2008	6/8\$	Coral Gables, Fla.	W	4-2
2016	6/18#	Omaha, Neb.	L	1-5

Coral Gables: Miami leads, 4-2

Neutral Site: Tied, 2-2

ARIZONA STATE

ARIZONA STATE LEADS, 9-8

YEAR	DATE	SITE	W/L	SCORE
1978	6/7#	Omaha, Neb.	L	11-3
1979	3/19	Coral Gables, Fla.	W	9-0
1979	3/20	Coral Gables, Fla.	W	10-1
1979	3/21	Coral Gables, Fla.	W	11-9
1982	5/21	Tempe, Ariz.	W	8-6
1982	5/22	Tempe, Ariz.	L	1-3
1982	5/23	Tempe, Ariz.	L	7-8
1983	2/4	Coral Gables, Fla.	L	3-4
1983	2/5	Coral Gables, Fla.	W	16-5
1983	2/6	Coral Gables, Fla.	W	13-5
1984	6/2#	Omaha, Neb.	L	6-9
1994	6/4#	Omaha, Neb.	L	0-4
1994	6/7#	Omaha, Neb.	L	5-9
1997	5/24+	Coral Gables, Fla.	L	3-10
1997	5/25+	Coral Gables, Fla.	W	7-6
1997	5/25+	Coral Gables, Fla.	W	6-5
1998	5/31#	Omaha, Neb.	L	2-9

Coral Gables: Miami leads, 2-2

Tempe: Arizona State leads, 2-1

Neutral Site: Arizona State leads, 5-0

HISTORY

ALL-TIME SERIES RESULTS

ARKANSAS

MIAMI LEADS, 5-0

YEAR	DATE	SITE	W/L	SCORE
1985	2/9	Coral Gables, Fla.	W	4-0
1985	2/9	Coral Gables, Fla.	W	2-1
1985	2/10	Coral Gables, Fla.	W	5-2
2001	3/4	Minneapolis, Minn.	W	8-2
2015	6/15#	Omaha, Neb.	W	4-3

Coral Gables: Miami leads, 3-0

Neutral Site: Miami leads, 2-0

ARMSTRONG STATE

MIAMI LEADS, 2-0

YEAR	DATE	SITE	W/L	SCORE
1985	2/12	Coral Gables, Fla.	W	14-7
1985	2/13	Coral Gables, Fla.	W	15-3

Coral Gables: Miami leads, 2-0

ARMY

MIAMI LEADS, 27-2-1

YEAR	DATE	SITE	W/L	SCORE
1960	3/25	Coral Gables, Fla.	W	10-6
1960	3/27	Coral Gables, Fla.	W	11-9
1961	3/24	Coral Gables, Fla.	W	10-3
1961	3/25	Coral Gables, Fla.	W	5-3
1962	3/22	Coral Gables, Fla.	W	17-7
1962	3/23	Coral Gables, Fla.	W	6-2
1962	3/24	Coral Gables, Fla.	W	5-2
1963	3/21	Coral Gables, Fla.	W	3-1
1963	3/22	Coral Gables, Fla.	W	3-1
1963	3/23	Coral Gables, Fla.	W	6-0
1964	3/19	Coral Gables, Fla.	W	2-0
1964	3/20	Coral Gables, Fla.	W	3-1
1964	3/21	Coral Gables, Fla.	W	9-4
1965	3/25	Coral Gables, Fla.	W	7-3
1965	3/27	Coral Gables, Fla.	W	13-2
1966	3/25	Coral Gables, Fla.	L	1-3
1966	3/26	Coral Gables, Fla.	W	7-3
1967	3/23	Coral Gables, Fla.	W	5-4
1967	3/24	Coral Gables, Fla.	T	1-1
1968	3/24	Coral Gables, Fla.	W	1-0
1969	3/20	Coral Gables, Fla.	L	0-4
1969	3/23	Coral Gables, Fla.	W	4-2 (7)
1970	3/19	Coral Gables, Fla.	W	8-5
1970	3/20	Coral Gables, Fla.	W	7-5
1973	3/26	Coral Gables, Fla.	W	10-0
1973	3/29	Coral Gables, Fla.	W	11-4
1975	3/27	Coral Gables, Fla.	W	7-4
1975	3/28	Coral Gables, Fla.	W	13-1
1975	3/29	Coral Gables, Fla.	W	7-0
2015	3/17	Coral Gables, Fla.	W	9-1

Coral Gables: Miami leads, 27-2-1

AUBURN

AUBURN LEADS, 7-1

YEAR	DATE	SITE	W/L	SCORE
1946	4/15	Auburn, Ala.	L	5-8
1946	5/2	Coral Gables, Fla.	L	0-1 (13)
1946	5/3	Coral Gables, Fla.	L	7-11
1966	4/11	Auburn, Ala.	L	1-7
1966	4/12	Auburn, Ala.	L	3-8
1968	4/15	Auburn, Ala.	L	5-7
1968	4/16	Auburn, Ala.	L	1-6
1994	6/6#	Omaha, Neb.	W	7-5

Coral Gables: Auburn leads, 2-0

Auburn: Auburn leads, 5-0

Neutral Site: Miami leads, 1-0

BALL STATE

MIAMI LEADS, 3-1

YEAR	DATE	SITE	W/L	SCORE
2002	3/13	Coral Gables, Fla.	L	4-12
2004	5/20	Coral Gables, Fla.	W	9-1
2004	5/21	Coral Gables, Fla.	W	4-2
2004	5/22	Coral Gables, Fla.	W	7-3

Coral Gables: Miami leads, 3-1

BARRY

MIAMI LEADS, 22-0

YEAR	DATE	SITE	W/L	SCORE
1985	4/9	Coral Gables, Fla.	W	12-1
1985	4/16	Coral Gables, Fla.	W	5-0
1986	4/1	Coral Gables, Fla.	W	9-1
1987	4/18	Coral Gables, Fla.	W	18-2
1988	2/17	Coral Gables, Fla.	W	5-0
1988	3/1	Coral Gables, Fla.	W	9-1
1990	2/14	Coral Gables, Fla.	W	7-1
1992	2/19	Coral Gables, Fla.	W	13-4
1992	4/7	Coral Gables, Fla.	W	12-8
1994	2/2	Coral Gables, Fla.	W	8-0
1994	5/6	Coral Gables, Fla.	W	11-3
1996	1/31	Coral Gables, Fla.	W	25-0
1997	2/25	Coral Gables, Fla.	W	8-3
1998	1/28	Coral Gables, Fla.	W	9-0
1999	1/26	Coral Gables, Fla.	W	8-3
2000	2/15	Coral Gables, Fla.	W	5-3
2009	4/1	Coral Gables, Fla.	W	15-10
2010	5/7	Coral Gables, Fla.	W	6-0
2010	5/8	Coral Gables, Fla.	W	11-1
2011	4/13	Coral Gables, Fla.	W	10-5
2013	2/27	Coral Gables, Fla.	W	5-1
2015	2/25	Coral Gables, Fla.	W	5-3

Coral Gables: Miami leads, 22-0

BAYLOR

MIAMI LEADS, 1-0

YEAR	DATE	SITE	W/L	SCORE
1978	6/3#	Omaha, Neb.	W	12-1

Neutral Site: Miami leads, 1-0

ALL-TIME SERIES RESULTS

BERNARD BARUCH

MIAMI LEADS, 2-0

YEAR	DATE	SITE	W/L	SCORE
1972	3/27	Coral Gables, Fla.	W	3-1
1972	3/30	Coral Gables, Fla.	W	5-4

Coral Gables: Miami leads, 1-0

BETHUNE-COOKMAN

MIAMI LEADS, 37-6

YEAR	DATE	SITE	W/L	SCORE
1983	2/15	Coral Gables, Fla.	W	12-3
1984	2/14	Coral Gables, Fla.	W	17-1
1990	4/3	Coral Gables, Fla.	W	22-0 (7)
1996	3/29	Coral Gables, Fla.	W	10-3
1996	3/30	Coral Gables, Fla.	W	20-3
1998	4/10	Coral Gables, Fla.	W	9-3
1998	4/11	Coral Gables, Fla.	W	13-1
1998	4/12	Coral Gables, Fla.	W	17-0
1999	5/28+	Coral Gables, Fla.	W	15-9
2002	5/3	Coral Gables, Fla.	W	12-4
2002	5/4	Coral Gables, Fla.	L	1-3
2002	5/5	Coral Gables, Fla.	W	14-2
2003	5/30	Coral Gables, Fla.	W	10-5
2006	2/25	Coral Gables, Fla.	W	4-3
2006	2/25	Coral Gables, Fla.	W	9-1
2006	2/26	Coral Gables, Fla.	W	9-1
2008	3/25	Coral Gables, Fla.	W	10-5
2008	3/26	Coral Gables, Fla.	W	7-6
2008	5/30+	Coral Gables, Fla.	W	7-4
2009	5/8	Coral Gables, Fla.	L	0-1
2009	5/9	Coral Gables, Fla.	W	14-4
2009	5/10	Coral Gables, Fla.	L	2-5
2010	4/20	Coral Gables, Fla.	W	5-2
2011	4/20	Coral Gables, Fla.	W	5-3
2012	5/4	Coral Gables, Fla.	W	7-0
2012	5/5	Coral Gables, Fla.	W	5-4
2012	5/6	Coral Gables, Fla.	W	4-3
2013	4/3	Coral Gables, Fla.	L	3-5
2013	4/17	Coral Gables, Fla.	W	6-1
2014	3/11	Coral Gables, Fla.	L	3-7
2014	4/2	Coral Gables, Fla.	W	10-1
2014	5/30#	Coral Gables, Fla.	W	1-0
2014	6/1#	Coral Gables, Fla.	W	10-0
2015	4/1	Coral Gables, Fla.	W	13-3
2015	5/6	Coral Gables, Fla.	W	14-0
2016	3/23	Coral Gables, Fla.	W	5-4
2016	5/10	Coral Gables, Fla.	W	14-7
2017	5/5	Coral Gables, Fla.	W	6-5
2017	5/6	Coral Gables, Fla.	L	3-7
2017	5/7	Coral Gables, Fla.	W	7-1
2018	5/4	Coral Gables, Fla.	W	4-2
2018	5/5	Coral Gables, Fla.	W	8-7
2018	5/6	Coral Gables, Fla.	W	12-11

Coral Gables: Miami leads, 37-6

BISCAYNE

MIAMI LEADS, 51-4

YEAR	DATE	SITE	W/L	SCORE
1968	3/5	Miami, Fla.	W	9-0 (F)
1968	3/12	Coral Gables, Fla.	W	9-0 (F)
1968	4/24	Coral Gables, Fla.	W	9-0 (F)

1969	4/16	Coral Gables, Fla.	W	9-1
1969	4/23	Miami, Fla.	W	10-0
1969	5/6	Coral Gables, Fla.	L	4-7
1969	5/7	Miami, Fla.	W	3-0
1970	3/10	Coral Gables, Fla.	W	5-2
1970	4/14	Coral Gables, Fla.	W	2-1
1970	5/5	Coral Gables, Fla.	W	9-1
1971	4/14	Coral Gables, Fla.	W	6-2
1971	4/21	Miami, Fla.	W	21-4 (8)
1971	5/5	Coral Gables, Fla.	W	7-0
1972	3/8	Coral Gables, Fla.	W	7-2
1972	4/26	Miami, Fla.	W	11-1
1972	5/2	Coral Gables, Fla.	W	9-0
1973	4/5	Coral Gables, Fla.	W	4-3
1973	4/25	Coral Gables, Fla.	W	26-3
1973	5/1	Coral Gables, Fla.	W	17-0
1973	5/2	Coral Gables, Fla.	W	16-2
1974	2/27	Coral Gables, Fla.	W	12-0
1974	4/24	Coral Gables, Fla.	W	13-5
1974	5/1	Coral Gables, Fla.	W	19-1
1974	5/7	Miami, Fla.	W	18-1
1975	3/12	Coral Gables, Fla.	W	6-2
1975	4/9	Miami, Fla.	W	2-1
1975	4/16	Coral Gables, Fla.	W	7-1
1975	5/1	Coral Gables, Fla.	W	8-0
1976	4/8	Miami, Fla.	W	6-3
1976	4/16	Coral Gables, Fla.	W	6-2
1976	4/17	Miami, Fla.	W	10-1
1976	4/28	Coral Gables, Fla.	L	2-3 (13)
1977	3/2	Miami, Fla.	W	10-2
1977	3/15	Coral Gables, Fla.	W	6-3
1977	3/16	Coral Gables, Fla.	W	4-3
1977	4/22	Coral Gables, Fla.	W	4-0
1977	4/23	Coral Gables, Fla.	W	7-5
1978	3/1	Miami, Fla.	W	9-5
1978	3/13	Miami, Fla.	W	14-2
1978	4/11	Miami, Fla.	L	4-6
1978	4/26	Coral Gables, Fla.	W	4-1
1979	4/18	Coral Gables, Fla.	W	10-1
1979	4/24	Coral Gables, Fla.	W	5-1
1980	4/15	Coral Gables, Fla.	W	7-4
1980	4/16	Coral Gables, Fla.	W	2-1
1980	4/19	Coral Gables, Fla.	W	9-4
1980	4/30	Coral Gables, Fla.	W	15-0
1981	2/25	Coral Gables, Fla.	W	5-3
1981	4/22	Coral Gables, Fla.	W	5-3
1981	4/28	Coral Gables, Fla.	L	2-4
1982	2/18	Coral Gables, Fla.	W	7-1
1982	3/9	Coral Gables, Fla.	W	13-1
1983	3/29	Coral Gables, Fla.	W	8-5
1983	4/20	Coral Gables, Fla.	W	5-3
1983	5/3	Coral Gables, Fla.	W	4-0

Coral Gables: Miami leads, 39-3

Miami: Miami leads, 12-1

BOSTON COLLEGE

MIAMI LEADS, 24-8

YEAR	DATE	SITE	W/L	SCORE
2003	3/21	Coral Gables, Fla.	W	18-8
2003	3/22	Coral Gables, Fla.	W	17-5
2008	3/7	Coral Gables, Fla.	W	10-7
2008	3/8	Coral Gables, Fla.	W	8-3
2008	3/9	Coral Gables, Fla.	W	7-1
2009	5/1	Chestnut Hill, Mass.	W	5-1
2009	5/2	Brockton, Mass.	W	7-5
2009	5/3	Chestnut Hill, Mass.	L	3-13

ALL-TIME SERIES RESULTS

2009	5/22%	Durham, N.C.	L	1-10
2010	3/12	Coral Gables, Fla.	L	0-3
2010	3/13	Coral Gables, Fla.	W	7-1
2010	3/14	Coral Gables, Fla.	W	11-4
2010	5/27%	Greensboro, N.C.	L	10-12 (12)
2011	4/3	Chestnut Hill, Mass.	W	19-4
2011	4/3	Chestnut Hill, Mass.	W	7-6 (5)
2012	4/9	Coral Gables, Fla.	W	7-3
2012	4/10	Coral Gables, Fla.	W	5-3
2012	4/11	Coral Gables, Fla.	W	4-1
2013	4/26	Chestnut Hill, Mass.	L	0-1
2013	4/27	Chestnut Hill, Mass.	W	5-0
2013	4/28	Chestnut Hill, Mass.	L	2-3 (11)
2014	3/7	Coral Gables, Fla.	W	6-2
2014	3/8	Coral Gables, Fla.	W	5-2
2014	3/9	Coral Gables, Fla.	W	4-3
2016	6/10\$	Coral Gables, Fla.	W	12-7
2016	6/11\$	Coral Gables, Fla.	L	3-5
2016	6/12\$	Coral Gables, Fla.	W	9-4
2017	4/28	Chestnut Hill, Mass.	W	3-0
2017	4/29	Chestnut Hill, Mass.	W	14-5
2017	4/30	Chestnut Hill, Mass.	L	2-9
2018	5/17	Coral Gables, Fla.	W	3-0
2018	5/18	Coral Gables, Fla.	W	4-3

Coral Gables: Miami leads, 17-2

Chestnut Hill/Brockton: Miami leads, 7-4

Neutral Site: Boston College leads, 2-0

BOSTON UNIVERSITY

MIAMI LEADS, 2-0

YEAR	DATE	SITE	W/L	SCORE
1989	3/9	Coral Gables, Fla.	W	17-0 (7)
1990	3/11	Coral Gables, Fla.	W	25-1

Coral Gables: Miami leads, 2-0

BOWLING GREEN

MIAMI LEADS, 13-0

YEAR	DATE	SITE	W/L	SCORE
1977	3/20	Coral Gables, Fla.	W	18-3
1978	3/19	Coral Gables, Fla.	W	5-1
1979	3/24	Coral Gables, Fla.	W	10-1
1980	3/21	Coral Gables, Fla.	W	7-1
1980	3/28	Coral Gables, Fla.	W	8-3
1981	3/23	Coral Gables, Fla.	W	12-0
1981	3/29	Coral Gables, Fla.	W	8-1
1982	3/19	Coral Gables, Fla.	W	15-2
1982	3/22	Coral Gables, Fla.	W	14-1
1982	3/24	Coral Gables, Fla.	W	12-0
1986	3/28	Coral Gables, Fla.	W	7-3
1986	3/29	Coral Gables, Fla.	W	12-8
1988	5/21	Coral Gables, Fla.	W	21-6

Coral Gables: Miami leads, 13-0

BRADLEY

MIAMI LEADS, 1-0

YEAR	DATE	SITE	W/L	SCORE
1972	4/5	New Orleans, La.	W	12-3

Neutral Site: Miami leads, 1-0

BUCKNELL

MIAMI LEADS, 1-0

YEAR	DATE	SITE	W/L	SCORE
2001	5/25+	Coral Gables, Fla.	W	14-6

Coral Gables: Miami leads, 1-0

BUFFALO

MIAMI LEADS, 25-2

YEAR	DATE	SITE	W/L	SCORE
1974	3/20	Coral Gables, Fla.	W	5-2
1974	3/22	Coral Gables, Fla.	W	16-1
1975	3/10	Coral Gables, Fla.	W	10-1
1975	3/13	Coral Gables, Fla.	W	8-6
1975	3/16	Coral Gables, Fla.	W	8-5
1975	3/20	Coral Gables, Fla.	W	3-2
1977	3/30	Coral Gables, Fla.	W	10-3
1977	4/1	Coral Gables, Fla.	W	11-0
1977	4/4	Coral Gables, Fla.	W	7-5
1977	4/5	Coral Gables, Fla.	W	12-0
1977	4/11	Coral Gables, Fla.	W	13-4
1977	4/12	Coral Gables, Fla.	W	3-0
1978	3/27	Coral Gables, Fla.	W	3-1
1978	3/29	Coral Gables, Fla.	W	3-2 (10)
1978	3/30	Coral Gables, Fla.	W	8-1
1978	3/31	Coral Gables, Fla.	W	4-2
1978	4/1	Coral Gables, Fla.	W	4-6
1978	4/2	Coral Gables, Fla.	W	3-1
1979	4/5	Coral Gables, Fla.	W	5-3
1979	4/8	Coral Gables, Fla.	W	8-3
1979	4/9	Coral Gables, Fla.	W	10-7
1979	4/10	Coral Gables, Fla.	W	3-0
1979	4/14	Coral Gables, Fla.	W	5-3
1979	4/15	Coral Gables, Fla.	W	10-0
1980	3/6	Coral Gables, Fla.	L	1-2
1980	3/9	Coral Gables, Fla.	W	15-8
1980	3/10	Coral Gables, Fla.	W	14-7

Coral Gables: Miami leads, 25-2

C.W. POST

MIAMI LEADS, 4-0

YEAR	DATE	SITE	W/L	SCORE
1997	3/21	Coral Gables, Fla.	W	7-2
2000	3/3	Coral Gables, Fla.	W	19-2
2000	3/4	Coral Gables, Fla.	W	21-6
2000	3/5	Coral Gables, Fla.	W	33-0

Coral Gables: Miami leads, 4-0

CAL STATE FULLERTON

CAL STATE FULLERTON LEADS, 11-6

YEAR	DATE	SITE	W/L	SCORE
1982	5/31#	Omaha, Neb.	W	4-3
1983	5/20	Fullerton, Calif.	L	3-6
1983	5/21	Fullerton, Calif.	W	3-0
1983	5/22	Fullerton, Calif.	L	3-4
1984	6/6#	Omaha, Neb.	L	5-13
1985	4/6	Oklahoma City, Okla.	W	6-3
1988	6/4#	Omaha, Neb.	L	3-6
1992	6/2#	Omaha, Neb.	L	5-7
1992	6/5#	Omaha, Neb.	L	1-8

ALL-TIME SERIES RESULTS

1996	5/16	Coral Gables, Fla.	W	5-4
1996	5/17	Coral Gables, Fla.	W	8-4
1996	5/18	Coral Gables, Fla.	L	6-7
2001	3/30	Coral Gables, Fla.	L	2-8
2001	3/31	Coral Gables, Fla.	L	5-8
2001	4/1	Coral Gables, Fla.	L	2-9
2002	3/2	Fullerton, Calif.	W	5-3
2004	6/21#	Omaha, Neb.	L	3-6

Coral Gables: Cal State Fullerton leads, 4-2

Fullerton: Tied, 2-2

Neutral Site: Cal State Fullerton leads, 5-2

CAL STATE NORTHRIDGE

CAL STATE NORTHRIDGE LEADS, 1-0

YEAR	DATE	SITE	W/L	SCORE
1991	5/24+	Fresno, Calif.	L	6-13

Neutral Site: Cal State Northridge leads, 1-0

CALIFORNIA

MIAMI LEADS, 7-1

YEAR	DATE	SITE	W/L	SCORE
1980	6/4#	Omaha, Neb.	L	3-4
1982	2/5	Coral Gables, Fla.	W	10-2
1982	2/6	Coral Gables, Fla.	W	8-1
1982	2/7	Coral Gables, Fla.	W	10-4
1991	2/1	Coral Gables, Fla.	W	9-8
1991	2/2	Coral Gables, Fla.	W	6-4
1991	2/3	Coral Gables, Fla.	W	13-6
1992	5/29#	Omaha, Neb.	W	4-3 (13)

Coral Gables: Miami leads, 6-0

Neutral Site: Tied, 1-1

CAMPBELL

MIAMI LEADS, 3-1

YEAR	DATE	SITE	W/L	SCORE
2003	2/6	Coral Gables, Fla.	W	13-2
2003	2/7	Coral Gables, Fla.	W	10-3
2003	2/8	Coral Gables, Fla.	L	9-12
2004	3/10	Coral Gables, Fla..	W	10-8

Coral Gables: Miami leads, 3-1

CLEMSON

MIAMI LEADS, 40-30-1

YEAR	DATE	SITE	W/L	SCORE
1977	5/22+	Coral Gables, Fla.	W	10-3
1977	5/22+	Coral Gables, Fla.	L	9-10
1977	5/23+	Coral Gables, Fla.	L	2-7
1978	5/19+	Coral Gables, Fla.	L	5-8
1978	5/21+	Coral Gables, Fla.	W	7-5
1979	5/19+	Coral Gables, Fla.	W	2-1
1979	5/20+	Coral Gables, Fla.	W	4-1
1980	5/31#	Omaha, Neb.	W	13-5
1986	5/9	Greenville, S.C.	W	6-5
1986	5/10	Greenville, S.C.	L	4-7
1986	5/11	Greenville, S.C.	L	5-9
1987	3/20	Coral Gables, Fla.	L	2-8
1987	3/21	Coral Gables, Fla.	L	9-11
1987	3/22	Coral Gables, Fla.	T	10-10

1989	4/28	Clemson, S.C.	W	11-5
1989	4/29	Clemson, S.C.	W	10-2
1989	4/30	Clemson, S.C.	L	4-5
1989	5/20	Chapel Hill, N.C.	W	2-0
1990	3/22	Coral Gables, Fla.	W	9-2
1990	3/23	Coral Gables, Fla.	W	11-5
1990	3/24	Coral Gables, Fla.	W	2-1
1994	4/29	Clemson, S.C.	L	5-7
1994	4/30	Clemson, S.C.	W	6-3
1994	5/1	Clemson, S.C.	L	8-9 (12)
1995	5/12	Coral Gables, Fla.	W	7-6
1995	5/13	Coral Gables, Fla.	L	5-7
1995	5/14	Coral Gables, Fla.	W	8-4
1996	5/31#	Omaha, Neb.	W	7-3
1996	6/5#	Omaha, Neb.	W	14-5
1999	4/2	Charlotte, N.C.	W	5-3
1999	4/3	Charlotte, N.C.	L	5-7
1999	4/4	Charlotte, N.C.	W/L	SCORE
1999	4/4	Charlotte, N.C.	W	14-11
2000	1/29	Orlando, Fla.	L	0-4
2001	6/1\$	Coral Gables, Fla.	W	10-8
2001	6/2\$	Coral Gables, Fla.	W	14-6
2005	5/19	Clemson, S.C.	L	5-15
2005	5/20	Clemson, S.C.	L	2-9
2005	5/21	Clemson, S.C.	L	2-6
2005	5/26%	Jacksonville, Fla.	L	1-9
2006	3/31	Coral Gables, Fla.	L	6-8
2006	4/1	Coral Gables, Fla.	L	2-6
2006	4/2	Coral Gables, Fla.	L	1-14
2007	3/30	Clemson, S.C.	W	10-3
2007	3/31	Clemson, S.C.	L	1-4
2007	4/1	Clemson, S.C.	W	7-6
2007	5/23%	Jacksonville, Fla.	L	4-5
2008	4/4	Coral Gables, Fla.	W	6-4
2008	4/5	Coral Gables, Fla.	W	15-5
2008	4/6	Coral Gables, Fla.	W	7-6
2008	5/21%	Jacksonville, Fla.	W	7-1
2009	4/11	Clemson, S.C.	W	12-8
2009	4/11	Clemson, S.C.	L	1-9
2009	4/12	Clemson, S.C.	L	6-9
2012	3/30	Clemson, S.C.	L	1-3
2012	3/31	Clemson, S.C.	L	1-3
2012	4/1	Clemson, S.C.	W	4-2
2013	4/19	Coral Gables, Fla.	L	0-1
2013	4/20	Coral Gables, Fla.	W	2-1
2013	4/21	Coral Gables, Fla.	W	7-0
2013	5/25%	Durham, N.C.	W	7-0
2014	4/25	Clemson, S.C.	W	5-2
2014	4/26	Clemson, S.C.	W	3-2 (12)
2014	4/27	Clemson, S.C.	W	10-2
2014	5/22%	Greensboro, N.C.	L	2-3
2016	3/25	Coral Gables, Fla.	W	9-8
2016	3/26	Coral Gables, Fla.	W	5-4 (11)
2016	3/27	Coral Gables, Fla.	W	10-5
2018	4/13	Clemson, S.C.	W	12-11 (12)
2018	4/14	Clemson, S.C.	W	6-1
2018	4/14	Clemson, S.C.	L	3-8
2018	5/24%	Durham, N.C.	L	1-7

Coral Gables: Miami leads, 19-10-1

Clemson/Greenville: Clemson leads, 14-13

Neutral Site: Miami leads, 8-6

ALL-TIME SERIES RESULTS

COASTAL CAROLINA

MIAMI LEADS, 11-0

YEAR	DATE	SITE	W/L	SCORE
1994	5/20	Coral Gables, Fla.	W	4-1
1994	5/21	Coral Gables, Fla.	W	7-4
1996	2/9	Coral Gables, Fla.	W	8-3
1996	4/25	Coral Gables, Fla.	W	7-2
1996	2/11	Coral Gables, Fla.	W	16-11
1997	4/25	Coral Gables, Fla.	W	10-2
1997	4/27	Coral Gables, Fla.	W	10-2
1997	4/27	Coral Gables, Fla.	W	7-3
2004	4/30	Coral Gables, Fla.	W	6-1
2004	5/1	Coral Gables, Fla.	W	5-1
2004	5/2	Coral Gables, Fla.	W	13-11

Coral Gables: Miami leads, 11-0

COLGATE

MIAMI LEADS, 4-1

YEAR	DATE	SITE	W/L	SCORE
1969	4/1	Coral Gables, Fla.	W	5-1
1969	4/2	Coral Gables, Fla.	L	5-7
1969	4/3	Coral Gables, Fla.	W	4-3 (10)
1970	3/31	Coral Gables, Fla.	W	11-8
1970	4/2	Coral Gables, Fla.	W	9-1

Coral Gables: Miami leads, 4-1

COLORADO STATE

MIAMI LEADS, 1-0

YEAR	DATE	SITE	W/L	SCORE
1984	2/23	Coral Gables, Fla.	W	14-4

Coral Gables: Miami leads, 1-0

COLUMBIA

MIAMI LEADS, 4-1

YEAR	DATE	SITE	W/L	SCORE
2013	3/19	Coral Gables, Fla.	W	9-6
2013	3/20	Coral Gables, Fla.	W	6-4
2015	5/30+	Coral Gables, Fla.	W	8-3
2015	5/31+	Coral Gables, Fla.	L	0-3
2015	6/1+	Coral Gables, Fla.	W	21-3

Coral Gables: Miami leads, 4-1

CONNECTICUT

MIAMI LEADS, 2-0

YEAR	DATE	SITE	W/L	SCORE
1970	3/27	Coral Gables, Fla.	W	2-1
1970	3/28	Coral Gables, Fla.	W	4-0

Coral Gables: Miami leads, 2-0

CORNELL

MIAMI LEADS, 5-2

YEAR	DATE	SITE	W/L	SCORE
1971	3/30	Coral Gables, Fla.	W	9-3
1971	4/2	Coral Gables, Fla.	W	6-3
1973	3/20	Coral Gables, Fla.	L	3-4
1973	3/20	Coral Gables, Fla.	L	3-6
1984	3/25	Coral Gables, Fla.	W	8-6
2001	3/21	Coral Gables, Fla.	W	2-1 (10)
2008	3/18	Coral Gables, Fla.	W	20-9

Coral Gables: Miami leads, 5-2

CREIGHTON

MIAMI LEADS, 8-1

YEAR	DATE	SITE	W/L	SCORE
1985	3/12	Coral Gables, Fla.	W	6-5
1985	3/13	Coral Gables, Fla.	W	14-7
1986	3/16	Coral Gables, Fla.	W	2-1
1987	3/15	Coral Gables, Fla.	L	2-5
1987	3/16	Coral Gables, Fla.	W	10-9
1988	3/13	Coral Gables, Fla.	W	11-2
1988	3/14	Coral Gables, Fla.	W	9-4
1989	3/12	Coral Gables, Fla.	W	2-1 (10)
1989	3/13	Coral Gables, Fla.	W	6-5

Coral Gables: Miami leads, 8-1

DARTMOUTH

MIAMI LEADS, 3-1

YEAR	DATE	SITE	W/L	SCORE
2000	3/24	Coral Gables, Fla.	L	5-6
2000	3/25	Coral Gables, Fla.	W	10-8
2000	3/26	Coral Gables, Fla.	W	6-1
2010	6/4+	Coral Gables, Fla.	W	12-8

Coral Gables: Miami leads, 3-1

DAVIDSON

TIED, 1-1

YEAR	DATE	SITE	W/L	SCORE
1990	3/13	Coral Gables, Fla.	W	4-0
1990	3/15	Coral Gables, Fla.	L	2-3

Coral Gables: Tied, 1-1

DELAWARE

MIAMI LEADS, 4-0

YEAR	DATE	SITE	W/L	SCORE
1971	3/17	Coral Gables, Fla.	W	5-1
1971	3/18	Coral Gables, Fla.	W	6-5
1980	3/25	Coral Gables, Fla.	W	11-2
1980	5/27+	Coral Gables, Fla.	W	10-1

Coral Gables: Miami leads, 4-0

ALL-TIME SERIES RESULTS

DREXEL

MIAMI LEADS, 1-0

YEAR	DATE	SITE	W/L	SCORE
1998	3/25	Homestead, Fla.	W	8-6

Neutral Site: Miami leads, 1-0

DUKE

MIAMI LEADS, 36-10

YEAR	DATE	SITE	W/L	SCORE
1966	3/28	Coral Gables, Fla.	L	1-3 (10)
1966	3/29	Coral Gables, Fla.	L	4-5
1967	3/29	Coral Gables, Fla.	W	3-0
1967	4/1	Coral Gables, Fla.	W	8-4
1997	4/18	Coral Gables, Fla.	W	6-2
1997	4/19	Coral Gables, Fla.	W	9-5
1997	4/20	Coral Gables, Fla.	W	17-1
2005	3/11	Coral Gables, Fla.	W	14-3
2005	3/12	Coral Gables, Fla.	W	12-1
2005	3/13	Coral Gables, Fla.	W	6-1
2006	3/17	Durham, N.C.	W	3-0
2006	3/18	Durham, N.C.	W	4-3
2006	3/19	Durham, N.C.	W	7-1
2007	5/17	Coral Gables, Fla.	W	9-4
2007	5/18	Coral Gables, Fla.	W	5-1
2007	5/19	Coral Gables, Fla.	W	14-5
2008	3/28	Durham, N.C.	W	7-5 (10)
2008	3/29	Durham, N.C.	W	8-1
2009	3/13	Coral Gables, Fla.	W	5-4
2009	3/14	Coral Gables, Fla.	L	0-2
2009	3/15	Coral Gables, Fla.	W	7-6
2010	3/19	Durham, N.C.	W	3-1
2010	3/20	Durham, N.C.	W	11-3
2010	3/21	Durham, N.C.	W	7-6
2011	5/19	Coral Gables, Fla.	W	4-1
2011	5/20	Coral Gables, Fla.	L	0-2
2011	5/21	Coral Gables, Fla.	W	5-2
2012	5/16	Durham, N.C.	L	1-5
2012	5/17	Durham, N.C.	W	2-1
2012	5/18	Durham, N.C.	W	7-1
2013	3/9	Coral Gables, Fla.	L	2-4
2013	3/10	Coral Gables, Fla.	L	2-9
2013	3/11	Coral Gables, Fla.	W	5-3
2014	5/9	Durham, N.C.	W	6-1
2014	5/10	Durham, N.C.	W	9-1
2014	5/11	Durham, N.C.	W	4-3
2014	5/24%	Greensboro, N.C.	W	6-5 (12)
2015	4/3	Coral Gables, Fla.	W	4-3
2015	4/4	Coral Gables, Fla.	W	3-2
2015	4/5	Coral Gables, Fla.	W	10-0
2016	4/15	Durham, N.C.	W	14-2
2016	4/16	Durham, N.C.	L	5-12
2016	4/17	Durham, N.C.	W	9-0
2017	4/8	Coral Gables, Fla.	W	9-7
2017	4/9	Coral Gables, Fla.	W	7-0
2017	4/10	Coral Gables, Fla.	L	2-5 (10)
2018	3/16	Durham, N.C.	L	3-4
2018	3/17	Durham, N.C.	L	1-4
2018	3/18	Durham, N.C.	W	8-2

Coral Gables: Miami leads, 21-7

Durham: Miami leads, 16-4

Neutral Site: Miami leads, 1-0

EAST CAROLINA

MIAMI LEADS, 3-2

YEAR	DATE	SITE	W/L	SCORE
1984	5/26+	Tallahassee, Fla.	W	6-4
1999	3/6	Coral Gables, Fla.	L	5-6
2001	3/16	Coral Gables, Fla.	W	14-13
2001	3/17	Coral Gables, Fla.	L	2-7
2001	3/18	Coral Gables, Fla.	W	8-4 (10)

Coral Gables: Tied, 2-2

Neutral Site: Miami leads, 1-0

EASTERN ILLINOIS

MIAMI LEADS, 1-0

YEAR	DATE	SITE	W/L	SCORE
1991	3/26	Coral Gables, Fla.	W	5-1

Coral Gables: Miami leads, 1-0

EASTERN KENTUCKY

MIAMI LEADS, 2-1

YEAR	DATE	SITE	W/L	SCORE
1991	4/19	Coral Gables, Fla.	W	6-2
1991	4/20	Coral Gables, Fla.	W	4-0
1991	4/21	Coral Gables, Fla.	L	2-3

Coral Gables: Miami leads, 2-1

EASTERN MICHIGAN

MIAMI LEADS, 2-0

YEAR	DATE	SITE	W/L	SCORE
2000	2/26	Homestead, Fla.	W	10-1
2000	2/27	Homestead, Fla.	W	9-1

Neutral Site: Miami leads, 2-0

ECKERD

MIAMI LEADS, 8-4

YEAR	DATE	SITE	W/L	SCORE
1975	4/25	Coral Gables, Fla.	W	3-1
1975	4/26	Coral Gables, Fla.	W	3-1
1976	4/9	Coral Gables, Fla.	W	2-0
1976	4/10	Coral Gables, Fla.	L	4-5
1977	4/29	Coral Gables, Fla.	W	13-4
1977	4/30	Coral Gables, Fla.	L	3-4
1981	4/13	Coral Gables, Fla.	W	7-2
1981	4/14	Coral Gables, Fla.	L	9-10
1982	4/1	Coral Gables, Fla.	L	9-11 (11)
1988	2/16	Coral Gables, Fla.	W	4-0
1989	5/2	Coral Gables, Fla.	W	7-6
1990	2/28	Coral Gables, Fla.	W	15-7

Coral Gables: Miami leads, 8-4

ALL-TIME SERIES RESULTS

ELON

MIAMI LEADS, 11-4

YEAR	DATE	SITE	W/L	SCORE
1999	4/30	Coral Gables, Fla.	L	6-13
1999	5/1	Coral Gables, Fla.	W	11-0
1999	5/2	Coral Gables, Fla.	W	24-5
2001	2/16	Coral Gables, Fla.	W	4-2
2001	2/18	Coral Gables, Fla.	W	7-4
2001	2/16	Coral Gables, Fla.	W	10-9 (12)
2002	3/29	Coral Gables, Fla.	L	2-3
2002	3/30	Coral Gables, Fla.	L	8-11
2002	3/31	Coral Gables, Fla.	W	5-4
2004	3/5	Coral Gables, Fla.	W	6-3
2004	3/6	Coral Gables, Fla.	W	24-0
2004	3/7	Coral Gables, Fla.	W	6-5
2007	2/23	Coral Gables, Fla.	L	7-10
2007	2/24	Coral Gables, Fla.	W	17-4
2007	2/25	Coral Gables, Fla.	W	6-3

Coral Gables: Miami leads, 11-4

FLORIDA

MIAMI LEADS, 129-121-1

YEAR	DATE	SITE	W/L	SCORE
1940	4/9	Gainesville, Fla.	L	13-18
1947	4/4	Coral Gables, Fla.	W	1-0
1947	4/5	Coral Gables, Fla.	W	1-0 (10)
1948	5/7	Gainesville, Fla.	L	8-16
1948	5/8	Gainesville, Fla.	L	7-8
1949	4/8	Coral Gables, Fla.	L	4-17
1949	4/9	Coral Gables, Fla.	W	9-8
1949	5/13	Gainesville, Fla.	L	5-9
1949	5/14	Gainesville, Fla.	W	7-4
1950	4/7	Coral Gables, Fla.	L	2-3 (13)
1950	4/8	Coral Gables, Fla.	W	5-3
1950	5/1	Gainesville, Fla.	L	4-6
1950	5/2	Gainesville, Fla.	W	12-9
1951	4/30	Gainesville, Fla.	W	4-3 (10)
1951	5/1	Gainesville, Fla.	L	9-17
1952	4/11	Coral Gables, Fla.	L	1-4
1952	4/12	Coral Gables, Fla.	L	5-8
1952	5/5	Gainesville, Fla.	L	3-10
1952	5/6	Gainesville, Fla.	T	13-13
1954	3/12	Coral Gables, Fla.	L	7-9
1954	3/13	Coral Gables, Fla.	L	8-9
1955	3/28	Gainesville, Fla.	L	0-4
1955	3/29	Gainesville, Fla.	W	4-3
1956	4/2	Coral Gables, Fla.	L	3-6
1956	4/3	Coral Gables, Fla.	L	0-4
1957	3/16	Gainesville, Fla.	L	1-10
1957	3/16	Gainesville, Fla.	L	5-9
1958	3/28	Coral Gables, Fla.	W	3-1
1958	3/29	Coral Gables, Fla.	W	9-8 (11)
1960	4/1	Coral Gables, Fla.	L	3-9
1960	4/2	Coral Gables, Fla.	W	3-2
1961	4/24	Gainesville, Fla.	L	4-10
1961	4/25	Gainesville, Fla.	W	19-9
1962	3/9	Coral Gables, Fla.	W	14-10
1962	3/10	Coral Gables, Fla.	L	7-12
1963	5/13	Gainesville, Fla.	W	4-0
1963	5/14	Gainesville, Fla.	L	0-11
1964	3/13	Miami, Fla.	W	3-1
1964	3/14	Coral Gables, Fla.	W	2-1
1964	3/14	Coral Gables, Fla.	L	7-13
1965	3/26	Coral Gables, Fla.	L	0-2

YEAR	DATE	SITE	W/L	SCORE
1965	4/23	Gainesville, Fla.	W	2-1
1965	4/24	Gainesville, Fla.	L	3-7
1965	4/24	Gainesville, Fla.	W	3-0
1966	3/4	Coral Gables, Fla.	W	10-5
1966	3/5	Coral Gables, Fla.	L	3-4
1966	3/5	Coral Gables, Fla.	L	5-6
1966	4/22	Gainesville, Fla.	W	7-5 (11)
1966	4/23	Gainesville, Fla.	L	1-3
1966	4/8	Gainesville, Fla.	L	1-8
1967	4/8	Gainesville, Fla.	W	5-4
1967	5/12	Coral Gables, Fla.	W	8-1
1967	5/13	Coral Gables, Fla.	L	10-11
1968	3/1	Coral Gables, Fla.	W	2-1
1968	3/2	Coral Gables, Fla.	W	1-0
1968	4/12	Gainesville, Fla.	W	5-4
1968	4/13	Gainesville, Fla.	W	9-5
1969	2/28	Coral Gables, Fla.	W	8-7 (12)
1969	3/1	Coral Gables, Fla.	W	5-3
1969	4/25	Gainesville, Fla.	W	4-3
1969	4/26	Gainesville, Fla.	L	3-7
1970	3/6	Coral Gables, Fla.	W	5-0
1970	3/7	Coral Gables, Fla.	W	5-4
1970	4/27	Gainesville, Fla.	L	6-7 (13)
1970	4/28	Gainesville, Fla.	L	3-9
1971	3/5	Coral Gables, Fla.	W	2-0
1971	3/6	Coral Gables, Fla.	W	7-5
1971	4/26	Gainesville, Fla.	W	13-5
1971	4/27	Gainesville, Fla.	W	1-0 (12)
1972	3/3	Coral Gables, Fla.	W	18-6
1972	3/4	Coral Gables, Fla.	L	3-6
1972	4/17	Gainesville, Fla.	W	10-6
1972	4/18	Gainesville, Fla.	L	3-6
1973	3/2	Coral Gables, Fla.	W	7-0
1973	3/3	Coral Gables, Fla.	W	11-1
1973	4/9	Gainesville, Fla.	L	6-7
1973	4/10	Gainesville, Fla.	L	4-5
1974	3/1	Coral Gables, Fla.	W	4-3 (10)
1974	3/2	Coral Gables, Fla.	L	6-9 (12)
1974	4/8	Gainesville, Fla.	W	4-0
1974	4/9	Gainesville, Fla.	W	6-5
1975	3/7	Gainesville, Fla.	L	2-8
1975	3/8	Gainesville, Fla.	L	1-2
1975	5/3	Coral Gables, Fla.	W	6-1
1975	5/4	Coral Gables, Fla.	W	6-5
1976	3/1	Gainesville, Fla.	L	2-12
1976	3/2	Gainesville, Fla.	L	6-9
1977	2/25	Coral Gables, Fla.	L	6-9
1977	2/26	Coral Gables, Fla.	W	5-4
1978	2/25	Gainesville, Fla.	L	4-5
1978	2/26	Gainesville, Fla.	L	3-4
1979	3/3	Coral Gables, Fla.	W	8-2
1979	3/4	Coral Gables, Fla.	W	5-2
1980	2/16	Gainesville, Fla.	W	7-0
1980	2/17	Gainesville, Fla.	W	5-0
1981	2/20	Coral Gables, Fla.	W	8-5
1981	2/21	Coral Gables, Fla.	W	2-0
1981	5/6	Gainesville, Fla.	L	7-8
1981	5/7	Gainesville, Fla.	W	11-4
1981	5/24+	Coral Gables, Fla.	W	8-6
1982	2/13	Coral Gables, Fla.	W	7-3
1982	2/14	Coral Gables, Fla.	W	6-2
1982	4/18	Gainesville, Fla.	L	2-6
1982	4/19	Gainesville, Fla.	W	8-7 (11)
1983	3/8	Gainesville, Fla.	L	3-5
1983	3/9	Gainesville, Fla.	W	3-2
1983	2/20	Coral Gables, Fla.	W	5-1
1983	2/20	Coral Gables, Fla.	L	1-4

ALL-TIME SERIES RESULTS

YEAR	DATE	SITE	W/L	SCORE	YEAR	DATE	SITE	W/L	SCORE
1984	2/3	Coral Gables, Fla.	L	7-9	1998	2/15	Gainesville, Fla.	L	10-14
1984	2/17	Coral Gables, Fla.	W	9-1	1999	2/6	Gainesville, Fla.	L	4-7
1984	2/18	Coral Gables, Fla.	L	3-10	1999	2/7	Gainesville, Fla.	L	12-14
1984	3/28	Gainesville, Fla.	L	6-7 (8)	1999	2/13	Coral Gables, Fla.	W	7-4
1984	3/28	Gainesville, Fla.	W	8-6	1999	2/14	Coral Gables, Fla.	W	10-3
1984	5/24+	Tallahassee, Fla.	W	6-5	2000	2/4	Coral Gables, Fla.	W	16-8
1985	2/15	Coral Gables, Fla.	W	5-2	2000	2/5	Coral Gables, Fla.	W	17-1
1985	2/16	Coral Gables, Fla.	L	2-4	2000	2/12	Gainesville, Fla.	L	3-4
1985	2/17	Coral Gables, Fla.	W	5-2	2000	2/13	Gainesville, Fla.	L	11-20
1985	4/19	Gainesville, Fla.	W	11-0	2001	2/3	Gainesville, Fla.	W	14-5
1985	4/20	Gainesville, Fla.	W	6-4	2001	2/9	Coral Gables, Fla.	W	10-4
1985	5/27+	Coral Gables, Fla.	L	1-8	2001	2/10	Coral Gables, Fla.	W	8-7
1985	5/28+	Coral Gables, Fla.	W	12-9	2001	5/26+	Coral Gables, Fla.	W	6-2
1986	2/14	Coral Gables, Fla.	W	7-6	2002	2/8	Coral Gables, Fla.	L	9-12
1986	2/15	Coral Gables, Fla.	W	7-6 (10)	2002	2/10	Coral Gables, Fla.	L	2-6
1986	3/11	Gainesville, Fla.	W	6-5	2002	6/1+	Gainesville, Fla.	W	7-2
1986	3/12	Gainesville, Fla.	W	9-7	2002	6/2+	Gainesville, Fla.	W	8-7
1987	2/27	Coral Gables, Fla.	W	4-2	2003	2/14	Gainesville, Fla.	W	9-2
1987	2/28	Coral Gables, Fla.	W	12-4	2003	2/15	Gainesville, Fla.	L	3-5
1987	4/21	Gainesville, Fla.	L	2-3	2003	6/1+	Coral Gables, Fla.	L	5-10
1987	4/22	Gainesville, Fla.	L	5-6	2003	6/1+	Coral Gables, Fla.	W	13-10
1988	2/21	Gainesville, Fla.	L	2-3 (7)	2004	2/13	Coral Gables, Fla.	L	0-3
1988	2/21	Gainesville, Fla.	W	9-7	2004	2/14	Coral Gables, Fla.	W	4-1
1988	4/1	Coral Gables, Fla.	W	11-3	2004	2/15	Coral Gables, Fla.	W	19-5
1988	4/2	Coral Gables, Fla.	W	5-3	2004	6/12\$	Coral Gables, Fla.	W	8-7
1989	3/21	Coral Gables, Fla.	L	10-13	2004	6/13\$	Coral Gables, Fla.	W	3-1
1989	3/22	Coral Gables, Fla.	W	4-0	2005	2/18	Gainesville, Fla.	W	9-7
1989	4/1	Gainesville, Fla.	L	1-7	2005	2/19	Gainesville, Fla.	L	1-2
1989	4/2	Gainesville, Fla.	L	2-3	2005	2/20	Gainesville, Fla.	L	11-14
1989	5/27+	Gainesville, Fla.	W	9-1	2006	2/17	Coral Gables, Fla.	L	1-2
1990	2/24	Coral Gables, Fla.	L	4-5	2006	2/18	Coral Gables, Fla.	L	1-4
1990	2/24	Coral Gables, Fla.	W	12-10	2006	2/19	Coral Gables, Fla.	L	10-11
1990	3/3	Gainesville, Fla.	W	6-3	2007	2/16	Gainesville, Fla.	L	2-7
1990	3/4	Gainesville, Fla.	W	8-2	2007	2/17	Gainesville, Fla.	L	5-7
1991	2/23	Gainesville, Fla.	W	5-3	2007	2/18	Gainesville, Fla.	W	10-7
1991	2/24	Gainesville, Fla.	W	8-7	2008	2/29	Coral Gables, Fla.	W	8-4
1991	2/26	Coral Gables, Fla.	W	4-2	2008	3/1	Coral Gables, Fla.	W	8-5
1991	2/27	Coral Gables, Fla.	W	9-7 (10)	2008	3/2	Coral Gables, Fla.	L	2-6
1992	2/22	Gainesville, Fla.	L	3-7	2009	2/27	Gainesville, Fla.	W	8-5
1992	2/23	Gainesville, Fla.	L	5-8	2009	2/28	Gainesville, Fla.	W	2-1
1992	3/6	Coral Gables, Fla.	W	7-1	2009	3/1	Gainesville, Fla.	W	16-2
1992	3/7	Coral Gables, Fla.	W	6-5	2009	5/30+	Gainesville, Fla.	L	2-8
1993	2/27	Gainesville, Fla.	L	2-3	2009	5/31+	Gainesville, Fla.	L	5-16
1993	2/28	Gainesville, Fla.	L	7-9	2010	3/5	Coral Gables, Fla.	L	1-7
1993	3/12	Coral Gables, Fla.	W	7-1	2010	3/6	Coral Gables, Fla.	W	9-6
1993	3/14	Coral Gables, Fla.	L	3-4 (10)	2010	3/7	Coral Gables, Fla.	L	2-4
1994	2/19	Gainesville, Fla.	L	0-5	2010	6/11\$	Gainesville, Fla.	L	2-7
1994	2/20	Gainesville, Fla.	W	4-3 (10)	2010	6/12\$	Gainesville, Fla.	L	3-4 (10)
1994	3/11	Coral Gables, Fla.	W	4-3	2011	3/4	Gainesville, Fla.	L	3-8
1994	3/12	Coral Gables, Fla.	W	4-2	2011	3/5	Gainesville, Fla.	L	0-1
1994	5/30+	Coral Gables, Fla.	W	10-6	2011	3/6	Gainesville, Fla.	L	3-5
1995	2/4	Gainesville, Fla.	L	3-5	2011	6/4+	Gainesville, Fla.	L	4-5
1995	2/5	Gainesville, Fla.	W	10-2	2011	6/5+	Gainesville, Fla.	L	4-11
1995	2/17	Coral Gables, Fla.	W	5-4	2012	3/2	Coral Gables, Fla.	L	5-7
1995	2/18	Coral Gables, Fla.	L	2-4	2012	3/3	Coral Gables, Fla.	L	5-13
1996	2/2	Coral Gables, Fla.	L	4-7	2012	3/4	Coral Gables, Fla.	L	5-8
1996	2/3	Coral Gables, Fla.	W	5-1	2013	3/1	Gainesville, Fla.	W	3-2
1996	2/24	Gainesville, Fla.	L	7-8	2013	3/2	Gainesville, Fla.	L	4-6
1996	2/25	Gainesville, Fla.	L	1-5	2013	3/3	Gainesville, Fla.	L	3-6
1997	2/15	Gainesville, Fla.	L	1-2	2014	2/21	Coral Gables, Fla.	W	6-4
1997	2/16	Gainesville, Fla.	L	5-12	2014	2/22	Coral Gables, Fla.	W	5-2
1997	2/21	Coral Gables, Fla.	W	8-7	2014	2/23	Coral Gables, Fla.	L	4-6
1997	2/22	Coral Gables, Fla.	W	4-1	2015	2/20	Gainesville, Fla.	L	3-4
1997	5/24+	Coral Gables, Fla.	W	6-5	2015	2/21	Gainesville, Fla.	W	7-2
1998	2/7	Coral Gables, Fla.	W	11-8	2015	2/22	Gainesville, Fla.	L	1-2
1998	2/8	Coral Gables, Fla.	W	17-11	2015	6/13#	Omaha, Neb.	L	3-15
1998	2/14	Gainesville, Fla.	L	5-19	2015	6/17#	Omaha, Neb.	L	2-10

ALL-TIME SERIES RESULTS

YEAR	DATE	SITE	W/L	SCORE
1986	4/29	Coral Gables, Fla.	W	6-3
1987	4/17	Coral Gables, Fla.	W	19-9
1988	4/13	Coral Gables, Fla.	W	12-3
1989	4/14	Coral Gables, Fla.	W	14-0
1989	4/15	Coral Gables, Fla.	W	14-0
1990	4/28	Coral Gables, Fla.	W	11-3
1991	4/5	Coral Gables, Fla.	W	8-7
1992	4/21	Coral Gables, Fla.	W	14-2
1993	4/2	Coral Gables, Fla.	L	0-2
1993	4/3	Coral Gables, Fla.	W	3-0
1993	5/4	Coral Gables, Fla.	W	3-2 (10)
1994	3/13	Boca Raton, Fla.	W	7-4
1994	4/12	Coral Gables, Fla.	W	7-3
1995	2/1	Coral Gables, Fla.	W	5-2
1995	2/15	Coral Gables, Fla.	W	10-1
1995	3/1	Coral Gables, Fla.	W	16-6
1995	3/22	Boca Raton, Fla.	W	5-3
1996	2/21	Coral Gables, Fla.	W	12-3
1996	5/8	Coral Gables, Fla.	W	10-2
1997	4/23	Coral Gables, Fla.	W	12-6
1997	4/30	Coral Gables, Fla.	W	13-8
1998	4/15	Coral Gables, Fla.	W	4-2
1998	4/22	Coral Gables, Fla.	W	23-3
1999	2/17	Coral Gables, Fla.	W	3-1
1999	5/30+	Coral Gables, Fla.	W	3-2
2000	2/9	Coral Gables, Fla.	L	2-7
2000	5/27+	Coral Gables, Fla.	W	11-5
2001	1/25	Coral Gables, Fla.	W	9-3
2001	1/26	Boca Raton, Fla.	L	10-11
2001	1/27	Coral Gables, Fla.	W	4-2
2002	4/24	Coral Gables, Fla.	W	6-5
2003	4/2	Coral Gables, Fla.	L	3-5
2003	5/31+	Coral Gables, Fla.	W	1-0
2004	5/19	Coral Gables, Fla.	W	13-3
2004	6/6+	Coral Gables, Fla.	W	19-6
2008	4/1	Coral Gables, Fla.	W	16-7
2008	4/9	Coral Gables, Fla.	L	3-6
2008	4/16	Boca Raton, Fla.	W	12-10
2009	3/25	Boca Raton, Fla.	W	13-6
2009	4/7	Coral Gables, Fla.	W	12-8
2009	4/14	Coral Gables, Fla.	W	3-1
2010	3/31	Coral Gables, Fla.	W	12-5
2010	4/6	Coral Gables, Fla.	W	8-5
2010	4/7	Boca Raton, Fla.	W	11-0
2011	2/23	Boca Raton, Fla.	L	4-7
2011	3/15	Coral Gables, Fla.	W	7-3
2011	5/17	Coral Gables, Fla.	L	4-7
2012	2/29	Coral Gables, Fla.	W	10-5
2012	3/21	Boca Raton, Fla.	W	8-5
2012	2/24	Coral Gables, Fla.	W	3-1
2013	2/20	Boca Raton, Fla.	W	5-4 (11)
2013	3/27	Coral Gables, Fla.	L	1-6
2013	4/24	Coral Gables, Fla.	W	6-4
2014	2/19	Coral Gables, Fla.	L	2-5
2014	4/16	Coral Gables, Fla.	W	2-1
2014	4/23	Boca Raton, Fla.	W	10-9
2015	2/18	Boca Raton, Fla.	L	3-5
2015	4/8	Coral Gables, Fla.	W	4-3 (10)
2015	5/12	Coral Gables, Fla.	W	14-6
2016	4/20	Coral Gables, Fla.	L	3-4
2016	5/5	Coral Gables, Fla.	W	5-2
2017	3/1	Boca Raton, Fla.	W	5-2
2017	3/22	Coral Gables, Fla.	W	7-5
2017	4/19	Coral Gables, Fla.	W	8-2
2018	2/28	Boca Raton, Fla.	L	4-5
2018	3/21	Coral Gables, Fla.	L	9-11
2018	4/4	Coral Gables, Fla.	L	4-7

Coral Gables: Miami leads, 82-45
Gainesville: Florida leads, 73-47-1
Neutral Site: Florida leads, 2-1

FLORIDA A&M

MIAMI LEADS, 19-7

YEAR	DATE	SITE	W/L	SCORE
1968	3/9	Coral Gables, Fla.	W	6-5
1968	3/9	Coral Gables, Fla.	W	7-2
1968	4/17	Tallahassee, Fla.	W	3-0
1969	3/29	Coral Gables, Fla.	W	7-1
1970	5/11	Tallahassee, Fla.	W	8-7
1970	5/11	Tallahassee, Fla.	L	2-3
1971	4/8	Tallahassee, Fla.	W	1-0
1972	5/12	Tallahassee, Fla.	W	15-0
1972	5/13	Tallahassee, Fla.	W	7-1
1973	4/21	Tallahassee, Fla.	L	0-4
1973	4/21	Tallahassee, Fla.	L	2-3
1974	4/21	Tallahassee, Fla.	W	4-2
1974	4/21	Tallahassee, Fla.	L	5-8
1978	2/27	Coral Gables, Fla.	W	5-2
1978	2/28	Coral Gables, Fla.	W	13-2
1979	3/1	Coral Gables, Fla.	W	17-0
1979	3/2	Coral Gables, Fla.	W	14-0
1979	4/13	Tallahassee, Fla.	L	0-5
1979	4/13	Tallahassee, Fla.	W	1-0 (11)
1980	3/26	Coral Gables, Fla.	W	11-4
1980	3/27	Coral Gables, Fla.	W	20-1 (7)
1980	5/6	Tallahassee, Fla.	L	3-4 (10)
1980	5/7	Tallahassee, Fla.	W	13-6
1981	4/5	Coral Gables, Fla.	W	21-3
1981	5/5	Tallahassee, Fla.	L	1-2
1981	5/5	Tallahassee, Fla.	W	3-2 (11)
2016	4/29	Coral Gables, Fla.	W	13-3
2016	4/30	Coral Gables, Fla.	W	11-2
2016	5/1	Coral Gables, Fla.	W	12-7

Coral Gables: Miami leads, 10-0
Tallahassee: Miami leads, 9-7

FLORIDA ATLANTIC

MIAMI LEADS, 61-17

YEAR	DATE	SITE	W/L	SCORE
1982	3/5	Coral Gables, Fla.	W	18-4
1982	5/6	Coral Gables, Fla.	W	4-3
1983	2/9	Coral Gables, Fla.	L	8-9
1983	4/13	Coral Gables, Fla.	W	13-5
1983	4/21	Pompano Beach, Fla.	W	4-2
1983	4/27	Coral Gables, Fla.	W	6-2
1984	2/7	Coral Gables, Fla.	L	10-11
1984	4/17	Coral Gables, Fla.	L	7-8
1984	4/24	Coral Gables, Fla.	W	6-5
1985	4/3	Coral Gables, Fla.	W	6-2
1985	4/24	Coral Gables, Fla.	W	11-3

Coral Gables: Miami leads, 51-13
Boca Raton: Miami leads, 9-4
Neutral Site: Miami leads, 1-0

ALL-TIME SERIES RESULTS



HISTORY

FGCU

MIAMI LEADS, 19-5

YEAR	DATE	SITE	W/L	SCORE
2008	4/8	Coral Gables, Fla.	W	4-2 (11)
2009	4/22	Coral Gables, Fla.	W	13-7
2010	4/14	Fort Myers, Fla.	W	9-0
2010	5/18	Coral Gables, Fla.	W	5-4
2011	3/23	Coral Gables, Fla.	W	5-2
2011	3/29	Coral Gables, Fla.	W	13-2
2011	4/6	Fort Myers, Fla.	W	8-1
2012	2/22	Fort Myers, Fla.	W	3-0
2012	4/11	Coral Gables, Fla.	L	2-4
2014	3/19	Fort Myers, Fla.	W	5-2 (10)
2014	3/26	Coral Gables, Fla.	W	4-0
2014	5/7	Coral Gables, Fla.	W	7-3
2015	3/4	Coral Gables, Fla.	W	7-3
2015	3/10	Fort Myers, Fla.	W	15-4
2015	3/25	Coral Gables, Fla.	L	1-8
2016	3/2	Coral Gables, Fla.	W	6-2
2016	4/5	Fort Myers, Fla.	W	4-0
2016	5/17	Coral Gables, Fla.	W	8-3
2017	3/29	Fort Myers, Fla.	L	0-3
2017	4/12	Coral Gables, Fla.	L	4-5
2017	5/16	Coral Gables, Fla.	W	5-1
2018	3/28	Fort Myers, Fla.	L	0-1
2018	4/18	Coral Gables, Fla.	W	8-1
2018	5/9	Coral Gables, Fla.	W	7-1

Coral Gables: Miami leads, 13-3
Fort Myers: Miami leads, 6-2

FIU

MIAMI LEADS, 93-29

YEAR	DATE	SITE	W/L	SCORE
1973	3/14	Coral Gables, Fla.	L	1-3
1973	4/4	Coral Gables, Fla.	W	14-2
1973	4/11	Coral Gables, Fla.	W	10-1
1973	4/23	Coral Gables, Fla.	W	5-3
1974	4/3	Coral Gables, Fla.	W	9-4
1974	4/4	Coral Gables, Fla.	W	5-1
1974	4/23	Miami, Fla.	W	6-2
1975	3/11	Miami, Fla.	W	16-3
1975	4/1	Coral Gables, Fla.	W	8-6
1975	4/8	Coral Gables, Fla.	W	3-2
1975	4/22	Miami, Fla.	W	9-3
1976	4/14	Miami, Fla.	W	11-1
1976	4/20	Miami, Fla.	L	11-12
1976	4/27	Coral Gables, Fla.	W	15-5
1976	4/29	Coral Gables, Fla.	L	6-7
1977	3/1	Coral Gables, Fla.	W	3-2
1977	3/29	Miami, Fla.	W	12-5
1977	5/4	Miami, Fla.	W	7-6
1978	5/3	Coral Gables, Fla.	W	3-2 (13)
1978	4/18	Miami, Fla.	W	10-6
1979	2/23	Coral Gables, Fla.	W	11-3
1979	2/24	Coral Gables, Fla.	W	12-4
1980	4/8	Miami, Fla.	W	10-2
1980	4/22	Coral Gables, Fla.	L	4-6
1980	4/29	Coral Gables, Fla.	W	13-6
1981	4/17	Coral Gables, Fla.	W	4-2
1981	4/24	Coral Gables, Fla.	W	8-7
1981	5/8	Coral Gables, Fla.	W	4-0
1981	5/11	Miami, Fla.	W	8-5
1982	3/3	Coral Gables, Fla.	L	6-10
1982	3/31	Coral Gables, Fla.	L	1-2

1982	4/4	Miami, Fla.	W	13-12 (13)
1982	4/11	Miami, Fla.	L	0-5
1982	4/30	Coral Gables, Fla.	W	6-2
1983	3/3	Miami, Fla.	W	8-4
1983	4/12	Coral Gables, Fla.	W	8-6
1983	4/19	Coral Gables, Fla.	W	7-2
1983	4/26	Miami, Fla.	W	8-4
1983	5/4	Coral Gables, Fla.	W	16-5
1984	4/10	Coral Gables, Fla.	W	6-2
1984	4/11	Miami, Fla.	W	8-5
1984	5/9	Miami, Fla.	W	5-0
1984	5/11	Coral Gables, Fla.	W	5-2
1984	5/12	Coral Gables, Fla.	W	8-3
1985	4/10	Coral Gables, Fla.	W	6-3
1985	4/17	Miami, Fla.	W	4-3
1986	2/25	Coral Gables, Fla.	W	6-0
1986	2/27	Miami, Fla.	W	5-3 (11)
1986	4/16	Miami, Fla.	L	8-9 (13)
1987	4/3	Coral Gables, Fla.	W	7-4
1987	4/4	Coral Gables, Fla.	W	12-1
1987	4/5	Miami, Fla.	L	6-7 (12)
1987	4/28	Coral Gables, Fla.	W	12-3
1988	4/6	Miami, Fla.	W	4-2
1988	4/22	Coral Gables, Fla.	W	8-3
1988	4/23	Coral Gables, Fla.	L	1-2
1989	4/21	Coral Gables, Fla.	W	5-2
1989	4/22	Coral Gables, Fla.	W	7-2
1989	4/23	Miami, Fla.	W	9-6
1990	4/20	Coral Gables, Fla.	W	16-6
1990	4/21	Coral Gables, Fla.	W	6-5
1990	4/22	Miami, Fla.	W	7-1
1991	4/26	Coral Gables, Fla.	L	2-5
1991	4/27	Coral Gables, Fla.	W	12-1
1991	4/28	Miami, Fla.	W	8-0
1992	2/13	Coral Gables, Fla.	W	6-1
1992	2/14	Coral Gables, Fla.	W	22-1
1992	2/16	Coral Gables, Fla.	W	7-1
1993	2/17	Coral Gables, Fla.	W	4-3
1993	4/6	Coral Gables, Fla.	W	7-3
1993	4/13	Coral Gables, Fla.	W	9-2
1994	2/8	Coral Gables, Fla.	W	11-4
1994	2/15	Coral Gables, Fla.	W	4-0
1994	3/3	Coral Gables, Fla.	W	3-0
1994	5/10	Coral Gables, Fla.	L	5-6
1995	2/21	Coral Gables, Fla.	W	7-4
1995	4/4	Homestead, Fla.	L	2-4
1996	3/21	Coral Gables, Fla.	W	13-6
1996	3/22	Coral Gables, Fla.	W	5-3
1996	3/23	Coral Gables, Fla.	W	5-4
1996	3/24	Coral Gables, Fla.	L	5-6
1997	3/6	Coral Gables, Fla.	W	5-0
1997	3/7	Coral Gables, Fla.	W	3-4
1997	3/8	Coral Gables, Fla.	L	10-3
1997	3/9	Coral Gables, Fla.	W	9-0
1997	5/23+	Coral Gables, Fla.	W	5-2
1998	2/11	Coral Gables, Fla.	W	2-1
1998	3/7	Coral Gables, Fla.	W	12-0
1999	2/10	Miami, Fla.	L	3-4
1999	5/4	Coral Gables, Fla.	L	7-12
1999	5/29+	Coral Gables, Fla.	W	6-4
2000	3/1	Coral Gables, Fla.	L	6-7
2000	3/28	Homestead, Fla.	W	5-2
2000	5/28+	Coral Gables, Fla.	W	14-4
2001	2/7	Miami, Fla.	W	4-3
2001	2/21	Coral Gables, Fla.	L	10-17
2001	2/23	Homestead, Fla.	W	10-2
2001	2/24	Homestead, Fla.	W	2-0
2002	2/6	Miami, Fla.	L	2-6

ALL-TIME SERIES RESULTS

2002	2/22	Homestead, Fla.	W	6-2	1959	5/1	Coral Gables, Fla.	W	4-2
2002	5/2	Coral Gables, Fla.	L	7-9	1959	5/2	Coral Gables, Fla.	W	2-0 (10)
2002	5/31+	Gainesville, Fla.	W	9-1	1960	4/9	Lakeland, Fla.	W	12-1
2003	2/5	Coral Gables, Fla.	W	12-7	1960	4/30	Coral Gables, Fla.	W	21-0
2003	4/16	Miami, Fla.	W	6-4	1961	4/11	Lakeland, Fla.	L	3-5
2004	2/26	Miami, Fla.	L	7-11	1961	4/22	Coral Gables, Fla.	W	7-2
2004	2/27	Homestead, Fla.	W	9-7	1962	4/6	Lakeland, Fla.	L	4-9
2004	3/24	Coral Gables, Fla.	L	4-5	1963	4/12	Coral Gables, Fla.	W	9-0
2005	2/1	Coral Gables, Fla.	W	7-0	1963	4/13	Coral Gables, Fla.	L	6-8
2005	3/23	Miami, Fla.	W	11-3	1963	4/13	Coral Gables, Fla.	W	3-1
2006	1/28	Coral Gables, Fla.	W	17-3	1964	4/17	Lakeland, Fla.	W	2-1
2006	1/29	Miami, Fla.	W	5-0	1964	4/18	Lakeland, Fla.	L	0-3
2007	4/4	Coral Gables, Fla.	W	10-9	1964	4/18	Lakeland, Fla.	W	4-1
2007	4/11	Miami, Fla.	W	11-7	1965	4/30	Coral Gables, Fla.	L	2-3
2008	4/2	Miami, Fla.	W	13-2	1965	5/1	Coral Gables, Fla.	L	0-5
2008	4/23	Coral Gables, Fla.	L	3-6	1965	5/1	Coral Gables, Fla.	W	9-1
2015	5/29+	Coral Gables, Fla.	W	6-2	1966	3/14	Lakeland, Fla.	W	10-4
2017	3/7	Coral Gables, Fla.	L	1-12	1966	3/14	Lakeland, Fla.	L	0-2
2017	3/8	Miami, Fla.	L	2-3	1967	3/11	Coral Gables, Fla.	W	6-3
2017	4/25	Miami, Fla.	W	8-7	1967	3/11	Coral Gables, Fla.	L	7-13
2017	4/26	Coral Gables, Fla.	L	4-5	1968	3/16	Lakeland, Fla.	L	2-6
2018	3/7	Miami, Fla.	L	3-5	1968	3/16	Lakeland, Fla.	L	2-3
2018	4/25	Coral Gables, Fla.	L	6-14	1969	3/10	Coral Gables, Fla.	L	2-5
					1969	3/11	Coral Gables, Fla.	W	15-5
					1970	4/10	Lakeland, Fla.	W	8-7 (10)
					1970	4/11	Lakeland, Fla.	L	2-3
					1971	3/15	Coral Gables, Fla.	W	5-1
					1971	3/16	Coral Gables, Fla.	L	5-8
					1972	4/28	Lakeland, Fla.	L	0-1
					1972	4/29	Lakeland, Fla.	L	4-5
					1973	4/13	Coral Gables, Fla.	W	4-2
					1973	4/14	Coral Gables, Fla.	L	0-5
					1974	3/8	Lakeland, Fla.	L	0-1 (10)
					1974	3/9	Lakeland, Fla.	W	3-2
					1975	4/23	Coral Gables, Fla.	W	3-2 (10)
					1975	4/24	Coral Gables, Fla.	W	5-4
					1976	3/3	Lakeland, Fla.	W	6-3
					1977	3/5	Coral Gables, Fla.	W	6-5 (12)
					1986	2/28	Coral Gables, Fla.	W	5-4
					1986	3/1	Coral Gables, Fla.	W	9-7
					1987	4/7	Coral Gables, Fla.	W	6-5
					1994	4/19	Coral Gables, Fla.	W	7-6 (11)
					1994	4/20	Coral Gables, Fla.	W	5-1
					2001	5/11	Coral Gables, Fla.	W	12-4
					2001	5/12	Coral Gables, Fla.	W	16-3
					2001	5/13	Coral Gables, Fla.	W	5-4

Coral Gables: Miami leads, 60-19

Miami: Miami leads, 27-9

Neutral Site: Miami leads, 6-1

FLORIDA SOUTHERN

MIAMI LEADS, 58-24

YEAR	DATE	SITE	W/L	SCORE
1947	4/9	Lakeland, Fla.	W	5-3
1947	4/10	Lakeland, Fla.	W	4-1
1947	5/10	Coral Gables, Fla.	W	4-1
1947	5/10	Coral Gables, Fla.	W	3-0
1948	4/23	Lakeland, Fla.	W	6-5 (10)
1948	4/24	Lakeland, Fla.	L	4-8
1948	5/14	Coral Gables, Fla.	W	3-1
1948	5/15	Coral Gables, Fla.	L	2-4
1949	4/1	Coral Gables, Fla.	W	12-2
1949	4/2	Coral Gables, Fla.	W	11-8
1949	4/11	Lakeland, Fla.	L	2-8
1949	4/12	Lakeland, Fla.	W	2-0
1950	4/21	Coral Gables, Fla.	W	7-2
1950	4/22	Coral Gables, Fla.	W	12-2
1950	5/9	Lakeland, Fla.	L	3-4 (13)
1951	5/14	Coral Gables, Fla.	W	7-1
1951	5/15	Coral Gables, Fla.	W	5-0
1954	4/1	Coral Gables, Fla.	W	8-6
1954	4/2	Coral Gables, Fla.	W	11-2
1955	4/18	Lakeland, Fla.	W	3-1
1955	4/19	Lakeland, Fla.	W	6-0
1955	4/29	Coral Gables, Fla.	W	5-4
1955	4/30	Coral Gables, Fla.	W	9-2
1956	4/6	Coral Gables, Fla.	W	4-2
1956	4/7	Coral Gables, Fla.	W	12-5
1956	4/23	Lakeland, Fla.	W	4-2
1956	4/24	Lakeland, Fla.	W	7-1
1957	4/5	Coral Gables, Fla.	W	10-7
1957	4/6	Coral Gables, Fla.	W	8-2
1957	4/19	Lakeland, Fla.	W	11-1
1957	4/20	Lakeland, Fla.	L	2-6
1958	3/14	Lakeland, Fla.	L	4-5 (10)
1958	3/15	Lakeland, Fla.	L	3-7
1958	4/5	Coral Gables, Fla.	W	7-2
1958	4/5	Coral Gables, Fla.	W	4-3
1959	4/22	Lakeland, Fla.	W	6-5

Coral Gables: Miami leads, 41-8

Lakeland: Miami leads, 17-16

FLORIDA STATE

FLORIDA STATE LEADS 152-130-4

YEAR	DATE	SITE	W/L	SCORE
1951	3/23	Coral Gables, Fla.	W	11-2
1951	3/23	Coral Gables, Fla.	L	4-13
1952	4/4	Tallahassee, Fla.	L	1-3
1952	4/5	Tallahassee, Fla.	L	0-7
1955	4/15	Coral Gables, Fla.	L	3-4
1955	4/16	Coral Gables, Fla.	W	5-4
1956	4/27	Tallahassee, Fla.	L	5-13
1956	4/28	Tallahassee, Fla.	L	0-2
1957	4/16	Tallahassee, Fla.	L	3-15
1957	4/17	Tallahassee, Fla.	L	3-21
1957	4/30	Coral Gables, Fla.	L	3-15
1957	4/30	Coral Gables, Fla.	W	2-1
1958	4/18	Tallahassee, Fla.	L	0-18
1958	4/19	Tallahassee, Fla.	W	12-7
1958	5/5	Coral Gables, Fla.	L	2-9

ALL-TIME SERIES RESULTS

YEAR	DATE	SITE	W/L	SCORE	YEAR	DATE	SITE	W/L	SCORE
1958	5/6	Coral Gables, Fla.	L	1-6	1981	3/7	Coral Gables, Fla.	W	19-4
1960	3/14	Coral Gables, Fla.	L	3-6	1981	3/8	Coral Gables, Fla.	W	3-2
1960	3/15	Coral Gables, Fla.	L	6-10	1981	5/2	Tallahassee, Fla.	L	4-5
1960	5/13	Tallahassee, Fla.	L	3-16	1981	5/3	Tallahassee, Fla.	W	4-3
1960	5/14	Tallahassee, Fla.	L	5-9	1981	5/4	Tallahassee, Fla.	W	14-6
1961	4/17	Coral Gables, Fla.	L	0-2	1981	5/23+	Coral Gables, Fla.	W	4-3 (10)
1961	4/18	Coral Gables, Fla.	L	6-14	1982	3/26	Tallahassee, Fla.	W	6-5 (10)
1962	4/16	Tallahassee, Fla.	W	6-4	1982	3/27	Tallahassee, Fla.	L	3-5
1962	4/17	Tallahassee, Fla.	L	8-9 (10)	1982	3/28	Tallahassee, Fla.	L	3-9
1963	4/1	Coral Gables, Fla.	L	1-2	1982	5/7	Coral Gables, Fla.	W	11-5
1963	4/2	Coral Gables, Fla.	W	4-1	1982	5/8	Coral Gables, Fla.	L	2-9
1965	3/12	Coral Gables, Fla.	L	4-7	1982	5/9	Coral Gables, Fla.	T	7-7 (5)
1965	3/13	Coral Gables, Fla.	L	4-9	1983	2/25	Coral Gables, Fla.	W	9-0
1965	3/13	Coral Gables, Fla.	T	9-9	1983	2/26	Coral Gables, Fla.	W	4-2
1966	4/8	Tallahassee, Fla.	W	6-1	1983	4/15	Tallahassee, Fla.	L	5-6
1966	4/9	Tallahassee, Fla.	L	2-10	1983	4/16	Tallahassee, Fla.	L	3-4
1967	3/3	Coral Gables, Fla.	L	4-9	1983	4/17	Tallahassee, Fla.	L	0-5
1967	3/4	Coral Gables, Fla.	L	5-6	1983	5/29+	Tallahassee, Fla.	W	10-5
1968	4/19	Tallahassee, Fla.	L	1-4	1984	2/4	Coral Gables, Fla.	W	10-4
1968	4/20	Tallahassee, Fla.	L	6-7	1984	2/24	Coral Gables, Fla.	W	7-0
1969	3/7	Coral Gables, Fla.	L	2-6	1984	2/25	Coral Gables, Fla.	W	14-5
1969	3/8	Coral Gables, Fla.	L	0-5	1984	2/26	Coral Gables, Fla.	L	6-7
1970	3/21	Tallahassee, Fla.	L	1-10	1984	4/13	Tallahassee, Fla.	L	2-3
1970	3/22	Tallahassee, Fla.	L	3-8	1984	4/14	Tallahassee, Fla.	W	4-3
1970	5/8	Tallahassee, Fla.	L	4-11	1984	4/15	Tallahassee, Fla.	L	4-5 (11)
1970	5/9	Tallahassee, Fla.	L	2-6	1985	2/22	Coral Gables, Fla.	L	2-5
1971	3/20	Coral Gables, Fla.	L	4-5 (10)	1985	2/23	Coral Gables, Fla.	W	15-4
1971	3/21	Coral Gables, Fla.	W	5-4 (10)	1985	2/24	Coral Gables, Fla.	W	6-5 (10)
1971	4/9	Tallahassee, Fla.	L	5-7	1985	4/12	Tallahassee, Fla.	W	3-2
1971	4/10	Tallahassee, Fla.	W	7-4	1985	4/13	Tallahassee, Fla.	L	5-13
1972	3/19	Coral Gables, Fla.	L	4-7	1985	4/14	Tallahassee, Fla.	W	8-5
1972	5/10	Tallahassee, Fla.	W	5-4	1986	4/11	Tallahassee, Fla.	L	1-6
1972	5/11	Tallahassee, Fla.	W	4-3	1986	4/12	Tallahassee, Fla.	W	4-3
1972	5/11	Tallahassee, Fla.	L	3-4 (10)	1986	4/13	Tallahassee, Fla.	L	3-8
1973	2/16	Coral Gables, Fla.	W	5-1	1986	5/2	Coral Gables, Fla.	W	11-10
1973	3/24	Coral Gables, Fla.	L	6-7	1986	5/3	Coral Gables, Fla.	L	6-14
1973	3/25	Coral Gables, Fla.	L	2-8	1986	5/4	Coral Gables, Fla.	W	7-5
1973	4/19	Tallahassee, Fla.	W	10-1	1986	6/3#	Omaha, Neb.	L	2-7
1973	4/20	Tallahassee, Fla.	L	1-4	1986	6/8#	Omaha, Neb.	L	3-4
1974	3/16	Coral Gables, Fla.	W	3-2	1987	4/10	Tallahassee, Fla.	L	3-14
1974	3/17	Coral Gables, Fla.	W	4-3	1987	4/11	Tallahassee, Fla.	W	11-6
1974	4/18	Tallahassee, Fla.	L	1-2	1987	4/12	Tallahassee, Fla.	W	11-10 (11)
1974	4/18	Tallahassee, Fla.	L	4-7	1987	5/1	Coral Gables, Fla.	W	4-3
1974	4/20	Tallahassee, Fla.	W	17-3	1987	5/2	Coral Gables, Fla.	L	4-6
1975	3/25	Coral Gables, Fla.	L	0-3	1987	5/3	Coral Gables, Fla.	L	6-8
1975	3/26	Coral Gables, Fla.	W	2-0	1987	5/22+	Tallahassee, Fla.	L	2-5
1975	3/26	Coral Gables, Fla.	L	7-10	1988	4/8	Tallahassee, Fla.	W	8-3
1975	4/4	Tallahassee, Fla.	L	0-8	1988	4/9	Tallahassee, Fla.	L	8-20
1975	4/5	Tallahassee, Fla.	L	2-5	1988	4/10	Tallahassee, Fla.	T	5-5 (8)
1975	5/23+	Starkville, Miss.	L	0-1	1988	5/6	Coral Gables, Fla.	L	5-6
1975	5/24+	Starkville, Miss.	L	5-6	1988	5/7	Coral Gables, Fla.	W	9-7
1976	2/23	Coral Gables, Fla.	L	1-5	1988	5/8	Coral Gables, Fla.	L	3-6
1976	5/5	Tallahassee, Fla.	W	6-1	1989	4/7	Tallahassee, Fla.	L	0-3
1976	5/6	Tallahassee, Fla.	W	9-7	1989	4/8	Tallahassee, Fla.	W	8-1
1976	5/6	Tallahassee, Fla.	L	4-20	1989	4/9	Tallahassee, Fla.	L	3-11
1977	4/19	Tallahassee, Fla.	L	10-14	1989	5/5	Coral Gables, Fla.	W	11-2
1977	4/20	Tallahassee, Fla.	W	10-4	1989	5/6	Coral Gables, Fla.	W	8-2
1977	4/25	Coral Gables, Fla.	W	12-10	1989	5/7	Coral Gables, Fla.	L	4-8
1977	4/26	Coral Gables, Fla.	W	12-3	1990	4/13	Tallahassee, Fla.	L	3-7
1977	4/26	Coral Gables, Fla.	W	10-2	1990	4/14	Tallahassee, Fla.	W	8-5
1978	5/20+	Coral Gables, Fla.	W	7-2	1990	4/15	Tallahassee, Fla.	W	8-3
1979	3/30	Coral Gables, Fla.	W	4-3	1990	5/4	Coral Gables, Fla.	W	7-3
1979	3/31	Coral Gables, Fla.	W	5-3	1990	5/5	Coral Gables, Fla.	L	2-6
1979	4/11	Tallahassee, Fla.	L	2-9	1990	5/6	Coral Gables, Fla.	L	4-8
1979	4/12	Tallahassee, Fla.	L	2-3 (11)	1991	4/12	Tallahassee, Fla.	L	2-7
1980	2/22	Coral Gables, Fla.	W	10-0	1991	4/13	Tallahassee, Fla.	L	4-12
1980	2/23	Coral Gables, Fla.	W	4-3	1991	4/14	Tallahassee, Fla.	L	5-8
1980	2/24	Coral Gables, Fla.	L	8-9	1991	5/3	Coral Gables, Fla.	L	2-3
1980	5/3	Tallahassee, Fla.	W	10-6	1991	5/4	Coral Gables, Fla.	L	1-4
1980	5/4	Tallahassee, Fla.	L	5-7	1991	5/5	Coral Gables, Fla.	W	8-6
1980	5/5	Tallahassee, Fla.	W	7-5	1992	4/10	Tallahassee, Fla.	W	10-6
1981	3/6	Coral Gables, Fla.	W	10-8	1992	4/11	Tallahassee, Fla.	W	6-3

HISTORY

ALL-TIME SERIES RESULTS

YEAR	DATE	SITE	W/L	SCORE
1978	2/17	Coral Gables, Fla.	W	5-0
1978	3/9	Orlando, Fla.	W	27-3
1978	3/10	Orlando, Fla.	W	10-1
1978	3/11	Orlando, Fla.	W	7-4

Coral Gables: Miami leads, 4-1

Melbourne: Miami leads, 1-0

Neutral Site: Miami leads, 3-1

FORDHAM

MIAMI LEADS, 9-1

YEAR	DATE	SITE	W/L	SCORE
1984	3/19	Coral Gables, Fla.	W	17-0
1984	3/22	Coral Gables, Fla.	W	11-4
1993	5/14	Coral Gables, Fla.	W	6-1
1993	5/15	Coral Gables, Fla.	W	8-0
2006	3/14	Coral Gables, Fla.	W	6-0
2007	3/2	Coral Gables, Fla.	W	14-8
2007	3/3	Coral Gables, Fla.	W	8-1
2007	3/4	Coral Gables, Fla.	W	10-9
2010	3/16	Coral Gables, Fla.	L	3-4
2010	3/17	Coral Gables, Fla.	W	9-8

Coral Gables: Miami leads, 9-1

FRESNO STATE

MIAMI LEADS, 1-0

YEAR	DATE	SITE	W/L	SCORE
1988	6/6#	Omaha, Neb.	W	8-4

Neutral Site: Miami leads, 1-0

FORT LAUDERDALE COLLEGE

MIAMI LEADS, 2-0

YEAR	DATE	SITE	W/L	SCORE
1983	5/17	Coral Gables, Fla.	W	27-10
1983	5/18	Coral Gables, Fla.	W	6-1

Coral Gables: Miami leads, 2-0

FURMAN

MIAMI LEADS, 9-1

YEAR	DATE	SITE	W/L	SCORE
1960	3/28	Coral Gables, Fla.	W	2-1
1960	3/29	Coral Gables, Fla.	W	6-3
1965	4/1	Coral Gables, Fla.	W	6-5
1965	4/2	Coral Gables, Fla.	W	14-2
1965	4/3	Coral Gables, Fla.	W	7-3
1966	4/13	Tallahassee, Fla.	L	4-6
1967	3/27	Coral Gables, Fla.	W	12-1
1967	3/28	Coral Gables, Fla.	W	6-2
1967	3/29	Coral Gables, Fla.	W	7-4
1998	3/7	Coral Gables, Fla.	W	6-2

Coral Gables: Miami leads, 8-1

Neutral Site: Furman leads, 1-0

GEORGE WASHINGTON

MIAMI LEADS, 11-1

YEAR	DATE	SITE	W/L	SCORE
1981	3/9	Coral Gables, Fla.	W	6-3
1982	3/16	Coral Gables, Fla.	W	12-0
1982	3/18	Coral Gables, Fla.	W	16-2
1984	3/15	Coral Gables, Fla.	W	17-0
1991	3/10	Coral Gables, Fla.	W	17-5
1991	3/11	Coral Gables, Fla.	W	5-1
1996	2/16	Coral Gables, Fla.	W	6-0
1996	2/17	Coral Gables, Fla.	W	14-1
1996	2/18	Coral Gables, Fla.	W	19-3
2005	2/25	Coral Gables, Fla.	W	12-1
2005	2/26	Coral Gables, Fla.	L	4-5
2005	2/27	Coral Gables, Fla.	W	16-3

Coral Gables: Miami leads, 11-1

GEORGETOWN

MIAMI LEADS, 4-0

YEAR	DATE	SITE	W/L	SCORE
1987	3/9	Coral Gables, Fla.	W	5-1
1988	3/10	Coral Gables, Fla.	W	8-2
1990	3/18	Coral Gables, Fla.	W	12-1
1993	3/10	Coral Gables, Fla.	W	9-5

Coral Gables: Miami leads, 4-0

GEORGIA

GEORGIA LEADS, 3-2

YEAR	DATE	SITE	W/L	SCORE
1965	4/14	Athens, Ga.	L	3-6
1995	2/11	Kissimmee, Fla.	W	12-10
1999	3/5	Coral Gables, Fla.	L	3-4
1999	3/7	Coral Gables, Fla.	W	8-1
2008	6/14#	Omaha, Neb.	L	4-7

Coral Gables: Tied, 1-1

Athens: Georgia leads, 1-0

Neutral Site: Tied, 1-1

GEORGIA SOUTHERN

MIAMI LEADS, 14-10

YEAR	DATE	SITE	W/L	SCORE
1966	4/15	Statesboro, Ga.	L	2-7
1966	4/16	Statesboro, Ga.	L	0-5
1967	4/17	Statesboro, Ga.	L	3-4 (10)
1967	4/18	Statesboro, Ga.	L	2-3
1973	5/25+	Starkville, Miss.	L	0-1
1973	5/29+	Starkville, Miss.	L	1-4
1974	5/23+	Starkville, Miss.	W	2-1
1976	5/3	Statesboro, Ga.	L	1-6
1976	5/4	Statesboro, Ga.	W	8-2
1977	4/8	Coral Gables, Fla.	W	10-1
1977	4/9	Coral Gables, Fla.	W	4-3
1978	5/9	Statesboro, Ga.	W	6-1
1978	5/10	Statesboro, Ga.	W	7-5
1979	3/22	Coral Gables, Fla.	W	7-4
1979	3/23	Coral Gables, Fla.	W	10-6
1982	5/11	Statesboro, Ga.	L	5-6 (11)
1982	5/12	Statesboro, Ga.	W	14-6

ALL-TIME SERIES RESULTS

YEAR	DATE	SITE	W/L	SCORE	YEAR	DATE	SITE	W/L	SCORE
1987	5/21+	Tallahassee, Fla.	L	6-11	2000	5/6	Coral Gables, Fla.	L	2-10
1991	5/10	Coral Gables, Fla.	W	4-2	2000	5/7	Coral Gables, Fla.	W	3-2
1991	5/11	Coral Gables, Fla.	W	7-0	2000	5/8	Coral Gables, Fla.	W	7-5
1991	5/12	Coral Gables, Fla.	W	10-5	2002	5/10	Atlanta, Ga.	L	6-7
1998	5/15	Coral Gables, Fla.	W	7-1	2002	5/11	Atlanta, Ga.	W	10-2
1998	5/16	Coral Gables, Fla.	W	13-0	2002	5/12	Atlanta, Ga.	L	8-16
1998	5/17	Coral Gables, Fla.	L	1-2	2003	3/28	Coral Gables, Fla.	W	7-6

Coral Gables: Miami leads, 9-1

Statesboro: Georgia Southern leads, 6-4

Neutral Site: Georgia Southern leads, 3-1

GEORGIA STATE

MIAMI LEADS, 3-0

YEAR	DATE	SITE	W/L	SCORE
1993	3/26	Coral Gables, Fla.	W	13-2
1993	3/27	Coral Gables, Fla.	W	9-6
1993	3/27	Coral Gables, Fla.	W	19-1

Coral Gables: Miami leads, 3-0

GEORGIA TECH

MIAMI LEADS, 61-38-2

YEAR	DATE	SITE	W/L	SCORE
1958	3/21	Coral Gables, Fla.	W	7-6
1958	3/22	Coral Gables, Fla.	W	7-4
1959	3/25	Coral Gables, Fla.	W	4-3
1959	3/27	Coral Gables, Fla.	T	2-2
1959	3/28	Coral Gables, Fla.	L	3-15
1959	3/28	Coral Gables, Fla.	L	0-4
1960	3/24	Coral Gables, Fla.	W	5-1
1960	3/26	Coral Gables, Fla.	W	4-2
1961	3/23	Coral Gables, Fla.	W	10-3
1961	3/25	Coral Gables, Fla.	T	5-5
1965	4/12	Atlanta, Ga.	W	5-1
1965	4/13	Atlanta, Ga.	W	2-1
1966	5/13	Atlanta, Ga.	W	4-1
1966	5/14	Atlanta, Ga.	L	3-5
1967	4/21	Atlanta, Ga.	L	2-6
1967	4/22	Atlanta, Ga.	L	1-2
1967	4/22	Atlanta, Ga.	L	2-4
1971	5/27+	Gastonia, N.C.	W	4-3
1971	5/29+	Gastonia, N.C.	L	3-5
1978	4/16	Atlanta, Ga.	W	18-3
1982	5/14	Atlanta, Ga.	W	10-7
1982	5/15	Atlanta, Ga.	W	13-3
1983	2/21	Coral Gables, Fla.	L	1-4
1983	2/22	Coral Gables, Fla.	W	10-7
1983	2/23	Coral Gables, Fla.	W	10-4
1986	5/25+	Coral Gables, Fla.	W	7-6 (10)
1986	5/26+	Coral Gables, Fla.	W	15-9 (10)
1988	5/28+	Coral Gables, Fla.	W	4-2
1989	5/26+	Gainesville, Fla.	L	7-9
1991	5/17	Atlanta, Ga.	L	5-9
1991	5/18	Atlanta, Ga.	W	10-7
1991	5/19	Atlanta, Ga.	W	7-1
1992	5/15	Coral Gables, Fla.	W	6-2
1992	5/16	Coral Gables, Fla.	W	4-3
1992	5/17	Coral Gables, Fla.	W	6-5 (13)
1997	4/4	Coral Gables, Fla.	W	10-1
1997	4/5	Coral Gables, Fla.	W	9-4
1997	4/6	Coral Gables, Fla.	W	12-0
1998	4/24	Atlanta, Ga.	L	7-22
1998	4/25	Atlanta, Ga.	W	8-5
1998	4/26	Atlanta, Ga.	W	9-8
2000	5/6	Coral Gables, Fla.	L	2-10
2000	5/7	Coral Gables, Fla.	W	3-2
2000	5/8	Coral Gables, Fla.	W	7-5
2002	5/10	Atlanta, Ga.	L	6-7
2002	5/11	Atlanta, Ga.	W	10-2
2002	5/12	Atlanta, Ga.	L	8-16
2003	3/28	Coral Gables, Fla.	W	7-6
2003	3/29	Coral Gables, Fla.	W	13-8
2003	3/30	Coral Gables, Fla.	W	17-16
2004	4/2	Atlanta, Ga.	L	4-17
2004	4/3	Atlanta, Ga.	W	9-7
2004	4/4	Atlanta, Ga.	W	16-13
2005	3/25	Coral Gables, Fla.	W	20-1
2005	3/26	Coral Gables, Fla.	L	7-17
2005	3/27	Coral Gables, Fla.	L	10-11
2006	5/18	Atlanta, Ga.	W	8-7
2006	5/19	Atlanta, Ga.	L	5-14
2006	5/20	Atlanta, Ga.	L	7-12
2006	5/24%	Jacksonville, Fla.	L	1-2
2006	5/26%	Jacksonville, Fla.	L	4-7
2007	4/6	Coral Gables, Fla.	L	2-9
2007	4/7	Coral Gables, Fla.	W	5-2
2007	4/8	Coral Gables, Fla.	W	8-7
2008	4/12	Atlanta, Ga.	W	10-5
2008	4/12	Atlanta, Ga.	W	15-5
2008	4/13	Atlanta, Ga.	W	9-3
2008	5/22%	Jacksonville, Fla.	W	15-12
2009	3/27	Coral Gables, Fla.	L	9-13
2009	3/28	Coral Gables, Fla.	L	4-6
2009	3/29	Coral Gables, Fla.	W	6-2
2009	5/20%	Durham, N.C.	W	8-6
2010	5/14	Atlanta, Ga.	L	3-14
2010	5/15	Atlanta, Ga.	W	9-2
2010	5/16	Atlanta, Ga.	L	3-6
2011	3/25	Coral Gables, Fla.	L	3-8
2011	3/26	Coral Gables, Fla.	L	3-12
2011	3/27	Coral Gables, Fla.	L	1-3
2012	5/17	Atlanta, Ga.	W	5-4
2012	5/18	Atlanta, Ga.	W	8-6
2012	5/19	Atlanta, Ga.	L	1-2
2012	5/27%	Greensboro, N.C.	L	5-8
2013	5/16	Coral Gables, Fla.	W	8-3
2013	5/17	Coral Gables, Fla.	W	11-7
2013	5/18	Coral Gables, Fla.	L	1-10
2014	3/14	Atlanta, Ga.	W	10-8
2014	3/15	Atlanta, Ga.	L	7-13
2014	3/15	Atlanta, Ga.	L	2-3 (10)
2014	5/21%	Greensboro, N.C.	L	3-6
2015	5/14	Coral Gables, Fla.	W	3-0
2015	5/15	Coral Gables, Fla.	W	22-1
2015	5/16	Coral Gables, Fla.	W	17-4
2016	5/7	Atlanta, Ga.	L	1-12
2016	5/8	Atlanta, Ga.	W	12-2
2016	5/9	Atlanta, Ga.	W	17-6
2016	5/25%	Durham, N.C.	W	4-0
2017	3/10	Coral Gables, Fla.	W	10-8
2017	3/11	Coral Gables, Fla.	L	5-7 (11)
2017	3/12	Coral Gables, Fla.	W	17-7
2017	5/23%	Louisville, Ky.	W	6-5 (13)
2018	3/30	Atlanta, Ga.	L	1-6
2018	3/31	Atlanta, Ga.	L	4-13
2018	4/1	Atlanta, Ga.	L	1-4

Coral Gables: Miami leads, 33-14-2

Atlanta: Miami leads, 23-20

Neutral Site: Georgia Tech leads, 6-5

ALL-TIME SERIES RESULTS



HISTORY

GEORGIA-ATLANTA

MIAMI LEADS, 1-0

YEAR	DATE	SITE	W/L	SCORE
1953	3/27	Coral Gables, Fla.	W	9-5

Coral Gables: Miami leads, 1-0

GLASSBORO STATE

MIAMI LEADS, 2-1

YEAR	DATE	SITE	W/L	SCORE
1978	3/28	Coral Gables, Fla.	W	7-6
1979	3/28	Coral Gables, Fla.	L	1-3
1979	3/29	Coral Gables, Fla.	W	9-4

Coral Gables: Miami leads, 2-1

HARVARD

MIAMI LEADS, 8-1

YEAR	DATE	SITE	W/L	SCORE
1974	6/7#	Omaha, Neb.	W	4-1
1997	3/27	Coral Gables, Fla.	W	10-2
1997	3/28	Coral Gables, Fla.	W	22-4
1997	3/29	Coral Gables, Fla.	L	6-9
1998	3/27	Coral Gables, Fla.	W	7-0
1998	3/28	Coral Gables, Fla.	W	13-0
1998	3/29	Coral Gables, Fla.	W	9-2
2000	3/30	Coral Gables, Fla.	W	6-0
2003	3/26	Homestead, Fla.	W	10-9

Coral Gables: Miami leads, 6-1

Neutral Site: Miami leads, 2-0

HAVANA

MIAMI LEADS, 2-0

YEAR	DATE	SITE	W/L	SCORE
1951	5/11	Coral Gables, Fla.	W	10-1
1951	5/12	Coral Gables, Fla.	W	11-1

Coral Gables: Miami leads, 2-0

HAWAII

MIAMI LEADS, 3-2

YEAR	DATE	SITE	W/L	SCORE
1980	6/3#	Omaha, Neb.	L	3-9
1997	1/16	Honolulu, Hawaii	L	2-3
1997	1/17	Honolulu, Hawaii	W	14-7
1997	1/18	Honolulu, Hawaii	W	10-7
1997	1/19	Honolulu, Hawaii	W	13-11

Honolulu: Miami leads, 3-1

Neutral Site: Hawaii leads, 1-0

HIGH POINT

MIAMI LEADS, 3-0

YEAR	DATE	SITE	W/L	SCORE
2005	2/4	Coral Gables, Fla.	W	12-5
2005	2/5	Coral Gables, Fla.	W	7-6 (10)
2005	2/6	Coral Gables, Fla.	W	10-1

Coral Gables: Miami leads, 3-0

HOFSTRA

MIAMI LEADS, 2-1

YEAR	DATE	SITE	W/L	SCORE
2011	5/6	Coral Gables, Fla.	W	16-4
2011	5/7	Coral Gables, Fla.	W	9-3
2011	5/8	Coral Gables, Fla.	L	0-5

Coral Gables: Miami leads, 2-1

HONDURAS

MIAMI LEADS, 3-0

YEAR	DATE	SITE	W/L	SCORE
1970	3/1	Coral Gables, Fla.	W	3-1
1970	3/2	Coral Gables, Fla.	W	3-2
1970	3/3	Coral Gables, Fla.	W	13-2

Coral Gables: Miami leads, 3-0

HOUSTON

HOUSTON LEADS, 1-0

YEAR	DATE	SITE	W/L	SCORE
2002	3/3	Fullerton, Calif.	L	6-8

Neutral Site: Houston leads, 1-0

HOWARD

MIAMI LEADS, 2-0

YEAR	DATE	SITE	W/L	SCORE
1978	3/27	Coral Gables, Fla.	W	12-2
1979	4/8	Coral Gables, Fla.	W	10-4

Coral Gables: Miami leads, 2-0

ILLINOIS

MIAMI LEADS, 15-3

YEAR	DATE	SITE	W/L	SCORE
1992	3/10	Coral Gables, Fla.	L	5-14
1992	3/11	Coral Gables, Fla.	W	7-1
1993	2/12	Coral Gables, Fla.	W	8-3
1993	2/13	Coral Gables, Fla.	W	4-3 (13)
1993	2/14	Coral Gables, Fla.	L	4-6
1994	3/5	Coral Gables, Fla.	W	7-1
1994	3/6	Coral Gables, Fla.	W	6-2
1995	3/3	Coral Gables, Fla.	W	4-2
1995	3/4	Coral Gables, Fla.	W	16-0
1995	3/5	Coral Gables, Fla.	L	4-7
1996	3/1	Coral Gables, Fla.	W	14-10
1996	3/2	Coral Gables, Fla.	W	10-0
1996	3/3	Coral Gables, Fla.	W	6-4

ALL-TIME SERIES RESULTS

YEAR	DATE	SITE	W/L	SCORE
1997	3/14	Coral Gables, Fla.	W	5-2
1997	3/15	Coral Gables, Fla.	W	12-1
1997	3/16	Coral Gables, Fla.	W	3-2
1998	3/6	Coral Gables, Fla.	W	15-1
1998	3/8	Coral Gables, Fla.	W	12-7

Coral Gables: Miami leads, 15-3

ILLINOIS STATE

MIAMI LEADS, 6-2

YEAR	DATE	SITE	W/L	SCORE
1992	3/13	Coral Gables, Fla.	W	10-2
1992	3/14	Coral Gables, Fla.	W	3-0
1997	3/12	Coral Gables, Fla.	W	17-3
2011	3/8	Coral Gables, Fla.	W	5-4 (11)
2011	3/9	Coral Gables, Fla.	L	2-9
2012	3/3	Coral Gables, Fla.	W	11-6
2013	3/12	Coral Gables, Fla.	L	6-17
2013	3/13	Coral Gables, Fla.	W	9-2

Coral Gables: Miami leads, 6-2

ILLINOIS-CHICAGO

MIAMI LEADS, 5-0

YEAR	DATE	SITE	W/L	SCORE
1983	3/23	Coral Gables, Fla.	W	5-3
1983	3/24	Coral Gables, Fla.	W	17-3
2004	3/19	Coral Gables, Fla.	W	6-3
2004	3/20	Coral Gables, Fla.	W	6-4
2004	3/21	Coral Gables, Fla.	W	13-1

Coral Gables: Miami leads, 5-0

INDIANA

MIAMI LEADS, 6-0

YEAR	DATE	SITE	W/L	SCORE
1974	3/11	Coral Gables, Fla.	W	7-4
1974	3/12	Coral Gables, Fla.	W	4-2
1974	3/12	Coral Gables, Fla.	W	7-6
2006	3/3	Coral Gables, Fla.	W	4-0
2006	3/4	Coral Gables, Fla.	W	7-2
2006	3/5	Coral Gables, Fla.	W	6-2

Coral Gables: Miami leads, 6-0

INDIANA STATE

MIAMI LEADS, 5-0

YEAR	DATE	SITE	W/L	SCORE
1980	3/12	Coral Gables, Fla.	W	2-0
1980	3/15	Coral Gables, Fla.	W	3-1
1981	3/10	Coral Gables, Fla.	W	2-0
1981	3/11	Coral Gables, Fla.	W	16-1
1981	3/12	Coral Gables, Fla.	W	9-4

Coral Gables: Miami leads, 5-0

IONA

MIAMI LEADS, 2-1

YEAR	DATE	SITE	W/L	SCORE
1998	3/18	Coral Gables, Fla.	W	21-4
1999	3/20	Homestead, Fla.	L	3-9
2000	3/15	Coral Gables, Fla.	W	6-1

Coral Gables: Miami leads, 2-0

Neutral Site: Iona leads, 1-0

ITHACA

MIAMI LEADS, 2-0

YEAR	DATE	SITE	W/L	SCORE
1979	3/10	Coral Gables, Fla.	W	11-6
1979	3/11	Coral Gables, Fla.	W	21-0

Coral Gables: Miami leads, 2-0

JACKSONVILLE

MIAMI LEADS, 82-18

YEAR	DATE	SITE	W/L	SCORE
1958	5/2	Coral Gables, Fla.	W	6-5
1958	5/3	Coral Gables, Fla.	W	6-0
1959	3/14	Jacksonville, Fla.	L	1-3
1959	3/14	Jacksonville, Fla.	W	9-2
1960	4/16	Coral Gables, Fla.	W	5-4
1960	4/16	Coral Gables, Fla.	W	7-5
1961	4/26	Jacksonville, Fla.	W	14-4
1961	4/26	Jacksonville, Fla.	W	2-0
1962	4/27	Coral Gables, Fla.	W	11-2
1962	4/28	Coral Gables, Fla.	L	1-8
1962	4/28	Coral Gables, Fla.	W	7-2
1963	5/10	Jacksonville, Fla.	W	8-4 (12)
1963	5/11	Jacksonville, Fla.	W	11-3
1963	5/11	Jacksonville, Fla.	W	7-3
1964	4/3	Coral Gables, Fla.	W	7-5
1964	4/4	Coral Gables, Fla.	W	5-1
1964	4/4	Coral Gables, Fla.	W	8-3
1965	4/16	Jacksonville, Fla.	W	9-4
1965	4/17	Jacksonville, Fla.	W	5-0
1965	4/17	Jacksonville, Fla.	W	3-2
1966	4/20	Coral Gables, Fla.	L	6-9 (14)
1966	4/21	Coral Gables, Fla.	W	2-1
1972	2/25	Coral Gables, Fla.	L	5-8
1972	2/26	Coral Gables, Fla.	W	8-3
1973	2/23	Coral Gables, Fla.	W	4-3 (14)
1973	2/24	Coral Gables, Fla.	W	9-8
1973	5/4	Jacksonville, Fla.	L	3-4
1973	5/5	Jacksonville, Fla.	W	15-3
1974	2/22	Coral Gables, Fla.	W	3-2
1974	2/23	Coral Gables, Fla.	W	9-8
1975	2/28	Coral Gables, Fla.	W	1-0 (10)
1975	3/1	Coral Gables, Fla.	W	19-1
1975	5/6	Jacksonville, Fla.	W	5-2
1975	5/7	Jacksonville, Fla.	W	1-0
1976	4/22	Jacksonville, Fla.	W	7-4
1976	4/23	Jacksonville, Fla.	L	0-2
1977	4/2	Coral Gables, Fla.	W	11-3
1977	4/3	Coral Gables, Fla.	L	3-6
1978	3/3	Coral Gables, Fla.	W	7-5
1978	3/4	Coral Gables, Fla.	W	3-1
YEAR	DATE	SITE	W/L	SCORE
1978	5/11	Jacksonville, Fla.	L	3-6

ALL-TIME SERIES RESULTS

1978	5/12	Jacksonville, Fla.	W	7-6
1979	3/7	Jacksonville, Fla.	L	0-6
1979	4/2	Coral Gables, Fla.	W	22-14
1979	4/3	Coral Gables, Fla.	W	5-0
1979	4/3	Coral Gables, Fla.	W	14-5
1980	2/18	Jacksonville, Fla.	W	5-1
1980	2/19	Jacksonville, Fla.	L	6-7
1980	2/19	Jacksonville, Fla.	W	4-0
1980	3/29	Coral Gables, Fla.	W	8-5
1980	3/30	Coral Gables, Fla.	W	12-5
1980	3/31	Coral Gables, Fla.	W	14-2
1981	4/3	Coral Gables, Fla.	W	1-0
1981	4/4	Coral Gables, Fla.	W	4-0
1981	4/4	Coral Gables, Fla.	W	9-6
1986	4/17	Coral Gables, Fla.	W	11-6
1986	4/18	Coral Gables, Fla.	W	10-3
1986	4/19	Coral Gables, Fla.	W	12-1
1993	3/5	Coral Gables, Fla.	W	7-5
1993	3/6	Coral Gables, Fla.	L	2-4
1993	3/7	Coral Gables, Fla.	W	8-6
1994	3/25	Jacksonville, Fla.	L	2-5
1994	3/26	Jacksonville, Fla.	W	5-3
1994	3/27	Jacksonville, Fla.	W	8-6
1995	4/29	Coral Gables, Fla.	W	5-0
1995	4/30	Coral Gables, Fla.	W	12-4
1995	5/1	Coral Gables, Fla.	W	7-4
1996	5/10	Jacksonville, Fla.	W	9-1
1996	5/11	Jacksonville, Fla.	W	15-5
1996	5/12	Jacksonville, Fla.	W	16-2
1997	5/9	Coral Gables, Fla.	W	12-1
1997	5/10	Coral Gables, Fla.	L	14-23
1997	5/11	Coral Gables, Fla.	W	10-1
1998	5/8	Jacksonville, Fla.	W	14-8
1998	5/9	Jacksonville, Fla.	L	8-14
1998	5/10	Jacksonville, Fla.	W	14-6
1999	5/7	Coral Gables, Fla.	W	2-0
1999	5/8	Coral Gables, Fla.	W	12-9
2000	5/12	Jacksonville, Fla.	W	4-2
2000	5/13	Jacksonville, Fla.	W	14-6
2000	5/14	Jacksonville, Fla.	L	7-8
2001	5/4	Coral Gables, Fla.	W	2-3
2001	5/5	Coral Gables, Fla.	W	13-3
2001	5/6	Coral Gables, Fla.	W	6-2
2002	5/17	Coral Gables, Fla.	L	9-11
2002	5/18	Coral Gables, Fla.	W	8-4
2002	5/19	Coral Gables, Fla.	W	10-6
2003	5/9	Jacksonville, Fla.	W	12-2
2003	5/10	Jacksonville, Fla.	L	8-11
2003	5/11	Jacksonville, Fla.	L	4-5
2004	5/7	Coral Gables, Fla.	W	6-4
2004	5/8	Coral Gables, Fla.	W	12-4
2004	5/9	Coral Gables, Fla.	W	7-4
2005	5/6	Coral Gables, Fla.	W	4-2
2005	5/7	Coral Gables, Fla.	W	15-2
2005	5/8	Coral Gables, Fla.	W	6-5
2009	5/29+	Gainesville, Fla.	W	9-4
2009	5/31+	Gainesville, Fla.	W	4-0
2013	6/3+	Gainesville, Fla.	W	7-2
2013	6/5+	Gainesville, Fla.	W	6-3

Coral Gables: Miami leads, 52-7

Jacksonville: Miami leads, 26-11

Neutral Site: Miami leads, 4-0

JACKSONVILLE N.A.S.

MIAMI LEADS, 4-2

YEAR	DATE	SITE	W/L	SCORE
1946	4/26	Coral Gables, Fla.	L	7-13
1946	4/27	Coral Gables, Fla.	L	4-6
1948	4/13	Coral Gables, Fla.	W	9-3
1948	4/14	Coral Gables, Fla.	W	9-7
1949	5/18	Coral Gables, Fla.	W	4-3
1949	5/19	Coral Gables, Fla.	W	7-6 (10)

Coral Gables: Miami leads, 4-2

JAMES MADISON

MIAMI LEADS, 8-0

YEAR	DATE	SITE	W/L	SCORE
1979	3/5	Coral Gables, Fla.	W	20-8
1980	5/26+	Coral Gables, Fla.	W	10-3
1985	3/10	Coral Gables, Fla.	W	3-2
1987	4/24	Norfolk, Va.	W	4-3
1988	5/28+	Coral Gables, Fla.	W	18-8
1999	2/19	Coral Gables, Fla.	W	13-1
1999	2/20	Coral Gables, Fla.	W	12-3
1999	2/21	Coral Gables, Fla.	W	14-2

Coral Gables: Miami leads, 7-0

Neutral Site: Miami leads, 1-0

KANSAS STATE

MIAMI LEADS, 1-0

YEAR	DATE	SITE	W/L	SCORE
2002	2/23	Homestead, Fla.	W	11-4

Neutral Site: Miami leads, 1-0

KENT STATE

MIAMI LEADS, 2-0

YEAR	DATE	SITE	W/L	SCORE
1994	5/28+	Coral Gables, Fla.	W	4-1
2007	6/2+	Columbia, Mo.	W	8-7

Coral Gables: Miami leads, 1-0

Neutral Site: Miami leads, 1-0

LAFAYETTE

MIAMI LEADS, 2-0

YEAR	DATE	SITE	W/L	SCORE
1972	3/28	Coral Gables, Fla.	W	9-0
1972	3/31	Coral Gables, Fla.	W	9-0 (F)

Coral Gables: Miami leads, 2-0

ALL-TIME SERIES RESULTS

LAMAR

MIAMI LEADS, 4-0

YEAR	DATE	SITE	W/L	SCORE
1976	5/29+	Arlington, Texas	W	6-0
1980	2/9	Coral Gables, Fla.	W	9-1
1980	2/10	Coral Gables, Fla.	W	11-5
1980	2/11	Coral Gables, Fla.	W	21-1

Coral Gables: Miami leads, 3-0

Neutral Site: Miami leads, 1-0

LA SALLE

MIAMI LEADS, 3-1

YEAR	DATE	SITE	W/L	SCORE
1966	4/2	Coral Gables, Fla.	L	1-2
1966	4/4	Coral Gables, Fla.	W	4-3
2004	2/28	Homestead, Fla.	W	17-0
2007	3/7	Coral Gables, Fla.	W	7-2

Coral Gables: Miami leads, 2-1

Neutral Site: Miami leads, 1-0

LEHIGH

MIAMI LEADS, 1-0

YEAR	DATE	SITE	W/L	SCORE
2008	3/4	Coral Gables, Fla.	W	9-2

Coral Gables: Miami leads, 1-0

LEWIS

MIAMI LEADS, 2-0

YEAR	DATE	SITE	W/L	SCORE
1982	3/17	Coral Gables, Fla.	W	10-4
1982	3/20	Coral Gables, Fla.	W	9-2

Coral Gables: Miami leads, 2-0

LIBERTY

MIAMI LEADS, 1-0

YEAR	DATE	SITE	W/L	SCORE
1997	3/19	Coral Gables, Fla.	W	6-0

Coral Gables: Miami leads, 1-0

LONG BEACH STATE

MIAMI LEADS, 18-8

YEAR	DATE	SITE	W/L	SCORE
1993	2/19	Coral Gables, Fla.	W	7-3
1993	2/20	Coral Gables, Fla.	L	2-4
1993	2/21	Coral Gables, Fla.	L	8-10
1995	5/18	Long Beach, Calif.	L	1-4
1995	5/19	Long Beach, Calif.	W	6-4
1995	5/20	Long Beach, Calif.	W	3-2
1996	5/24+	Austin, Texas	W	5-2
1998	5/29#	Omaha, Neb.	W	3-1
1998	6/2#	Omaha, Neb.	L	3-6
1999	5/20	Long Beach, Calif.	L	0-12
1999	5/21	Long Beach, Calif.	W	9-7
1999	5/22	Long Beach, Calif.	W	8-6

2000	4/28	Coral Gables, Fla.	W	6-3
2000	4/29	Coral Gables, Fla.	W	12-2
2000	4/30	Coral Gables, Fla.	L	4-6
2002	4/19	Coral Gables, Fla.	W	9-6
2002	4/20	Coral Gables, Fla.	W	10-6
2002	4/21	Coral Gables, Fla.	L	1-10
2003	5/22	Long Beach, Calif.	W	6-4
2003	5/23	Long Beach, Calif.	W	3-2
2003	5/24	Long Beach, Calif.	L	3-9
2004	5/27	Coral Gables, Fla.	W	8-5
2004	5/28	Coral Gables, Fla.	W	7-3
2004	5/29	Coral Gables, Fla.	W	7-6
2016	6/4+	Coral Gables, Fla.	W	4-3 (11)
2016	6/5+	Coral Gables, Fla.	W	9-8

Coral Gables: Miami leads, 10-4

Long Beach: Miami leads, 6-3

Neutral Site: Miami leads, 2-1

LIU BROOKLYN

MIAMI LEADS, 1-0

YEAR	DATE	SITE	W/L	SCORE
1979	3/26	Coral Gables, Fla.	W	12-5

Coral Gables: Miami leads, 1-0

LSU

MIAMI LEADS, 12-7

YEAR	DATE	SITE	W/L	SCORE
1972	4/5	New Orleans, La.	W	3-0
1975	3/21	Coral Gables, Fla.	L	1-3
1975	3/22	Coral Gables, Fla.	W	9-2
1975	3/23	Coral Gables, Fla.	W	13-0
1975	5/24+	Starkville, Miss.	W	8-1
1977	3/7	Baton Rouge, La.	L	1-4
1977	3/8	Baton Rouge, La.	W	6-4
1977	3/9	New Orleans, La.	L	0-1
1977	3/10	New Orleans, La.	W	2-1
1984	4/20	Coral Gables, Fla.	W	14-0
1984	4/21	Coral Gables, Fla.	W	6-5
1984	4/22	Coral Gables, Fla.	L	9-10
1986	6/5#	Omaha, Neb.	W	4-3
1987	2/20	New Orleans, La.	W	7-2
1989	6/3#	Omaha, Neb.	W	5-2
1989	6/6#	Omaha, Neb.	L	3-6
1991	3/1	New Orleans, La.	L	3-4
1996	6/8#	Omaha, Neb.	L	8-9
2004	6/19#	Omaha, Neb.	W	9-5

Coral Gables: Miami leads, 4-2

Baton Rouge: Tied, 1-1

Neutral Site: Miami leads, 7-4

LOUISVILLE

LOUISVILLE LEADS, 6-4

YEAR	DATE	SITE	W/L	SCORE
2006	2/15	Coral Gables, Fla.	W	13-4
2007	6/1+	Columbia, Mo.	L	7-13
2007	6/3+	Columbia, Mo.	L	7-8
2013	6/1+	Louisville, Ky.	L	4-6
2015	3/7	Louisville, Ky.	L	6-9
2015	3/7	Louisville, Ky.	W	9-5
2015	3/8	Louisville, Ky.	L	4-5

ALL-TIME SERIES RESULTS

2016	3/18	Coral Gables, Fla.	W	8-4
2016	3/19	Coral Gables, Fla.	W	6-3
2016	3/20	Coral Gables, Fla.	L	3-4

Coral Gables: Miami leads, 3-1

Louisville: Louisville leads, 3-1

Neutral Site: Louisville leads, 2-0

LOYOLA (MD)

TIED, 1-1

YEAR	DATE	SITE	W/L	SCORE
1972	4/6	New Orleans, La.	L	3-4 (11)
1972	4/7	New Orleans, La.	W	8-3

Neutral Site: Tied, 1-1

LYNN

MIAMI LEADS, 4-0

YEAR	DATE	SITE	W/L	SCORE
1989	4/25	Coral Gables, Fla.	W	5-3
1996	5/1	Coral Gables, Fla.	W	12-4
1998	2/17	Coral Gables, Fla.	W	18-3
2000	1/26	Coral Gables, Fla.	W	5-4

Coral Gables: Miami leads, 4-0

MAINE

MIAMI LEADS, 67-15

YEAR	DATE	SITE	W/L	SCORE
1976	4/1	Coral Gables, Fla.	W	3-1
1976	4/2	Coral Gables, Fla.	W	8-2
1976	4/3	Coral Gables, Fla.	W	7-5
1977	3/22	Coral Gables, Fla.	W	8-1
1977	3/25	Coral Gables, Fla.	W	6-1
1977	3/27	Coral Gables, Fla.	W	8-7
1981	3/17	Coral Gables, Fla.	W	11-4
1981	3/20	Coral Gables, Fla.	W	15-10
1981	3/22	Coral Gables, Fla.	W	15-9
1981	3/25	Coral Gables, Fla.	W	3-2
1981	5/31#	Omaha, Neb.	W	6-1
1982	6/4#	Omaha, Neb.	W	7-2
1982	6/11#	Omaha, Neb.	W	10-4
1983	3/15	Coral Gables, Fla.	W	14-5
1983	3/18	Coral Gables, Fla.	W	7-5
1983	3/20	Coral Gables, Fla.	W	7-3
1983	3/22	Coral Gables, Fla.	W	6-1
1984	5/6	Orono, Maine	L	1-3
1984	5/6	Orono, Maine	L	0-5
1984	6/3#	Omaha, Neb.	W	13-7
1985	3/8	Coral Gables, Fla.	W	10-1
1985	3/9	Coral Gables, Fla.	W	9-3
1985	3/20	Coral Gables, Fla.	W	5-3
1985	3/23	Coral Gables, Fla.	W	9-4
1985	3/24	Coral Gables, Fla.	L	2-3 (10)
1986	3/7	Coral Gables, Fla.	W	7-6
1986	3/17	Coral Gables, Fla.	W	2-1
1986	3/19	Coral Gables, Fla.	W	9-3
1986	3/22	Coral Gables, Fla.	W	6-2
1986	3/23	Coral Gables, Fla.	L	6-8
1986	5/12	Orono, Maine	W	9-6
1986	5/13	Old Orchard, Maine	L	6-9
1986	5/14	Old Orchard, Maine	W	9-1
1987	3/7	Coral Gables, Fla.	W	14-6

1987	3/8	Coral Gables, Fla.	L	9-10
1987	3/11	Coral Gables, Fla.	W	9-4
1987	3/18	Coral Gables, Fla.	W	5-0
1987	3/23	Coral Gables, Fla.	W	10-4
1988	3/4	Coral Gables, Fla.	W	13-1
1988	3/5	Coral Gables, Fla.	W	10-1
1988	3/18	Coral Gables, Fla.	L	3-6
1988	3/20	Coral Gables, Fla.	W	6-5 (10)
1988	3/20	Coral Gables, Fla.	W	3-2
1988	5/13	Orono, Maine	W	8-1
1988	5/14	Old Orchard, Maine	W	11-3
1988	5/15	Old Orchard, Maine	L	5-6 (13)
1988	5/16	Orono, Maine	W	13-5
1989	3/17	Coral Gables, Fla.	W	8-1
1989	3/18	Coral Gables, Fla.	W	2-0
1989	3/19	Coral Gables, Fla.	L	3-4
1990	5/11	Orono, Maine	L	1-4
1990	5/12	Orono, Maine	L	5-9
1990	5/14	Orono, Maine	L	0-4
1990	5/14	Orono, Maine	W	6-4 (7)
1991	3/13	Coral Gables, Fla.	W	2-1
1991	3/15	Coral Gables, Fla.	W	5-3
1991	3/16	Coral Gables, Fla.	W	9-0
1991	3/17	Coral Gables, Fla.	W	7-0
1992	5/8	Orono, Maine	W	5-1
1992	5/9	Orono, Maine	W	8-7 (10)
1992	5/10	Orono, Maine	W	5-1
1993	3/19	Coral Gables, Fla.	W	6-5
1993	3/20	Coral Gables, Fla.	W	11-10
1995	3/17	Coral Gables, Fla.	W	10-0
1995	3/18	Coral Gables, Fla.	W	12-6
1995	3/19	Coral Gables, Fla.	W	10-3
1996	3/15	Coral Gables, Fla.	W	17-4
1996	3/16	Coral Gables, Fla.	W	10-3
1996	3/17	Coral Gables, Fla.	W	15-3
2004	3/4	Coral Gables, Fla.	W	9-3
2007	3/13	Coral Gables, Fla.	W	4-2
2008	3/12	Coral Gables, Fla.	W	7-5
2013	3/5	Coral Gables, Fla.	W	6-2
2014	2/14	Coral Gables, Fla.	W	6-3
2014	2/15	Coral Gables, Fla.	L	1-3
2014	2/16	Coral Gables, Fla.	W	11-2
2016	3/8	Coral Gables, Fla.	W	6-2
2017	3/14	Coral Gables, Fla.	W	4-3
2017	3/15	Coral Gables, Fla.	W	7-2
2018	3/2	Coral Gables, Fla.	L	1-6
2018	3/3	Coral Gables, Fla.	W	7-6 (16)
2018	3/4	Coral Gables, Fla.	W	7-1

Coral Gables: Miami leads, 54-7

Orono: Miami leads, 7-5

Neutral Site: Miami leads, 6-2

ALL-TIME SERIES RESULTS

MANHATTAN

MIAMI LEADS, 8-1

YEAR	DATE	SITE	W/L	SCORE
2006	3/15	Coral Gables, Fla.	W	12-2
2006	6/3+	Lincoln, Neb.	W	8-2
2006	6/4+	Lincoln, Neb.	W	10-4
2010	2/26	Coral Gables, Fla.	W	7-3
2010	2/27	Coral Gables, Fla.	W	18-1
2010	2/28	Coral Gables, Fla.	L	7-12
2016	3/4	Coral Gables, Fla.	W	10-0
2016	3/5	Coral Gables, Fla.	W	14-4
2016	3/6	Coral Gables, Fla.	W	7-4

Coral Gables: Miami leads, 6-1

Neutral Site: Miami leads, 2-0

MARIST

MIAMI LEADS, 1-0

YEAR	DATE	SITE	W/L	SCORE
1999	3/19	Homestead, Fla.	W	15-1

Neutral Site: Miami leads, 1-0

MARSHALL

MIAMI LEADS, 4-0

YEAR	DATE	SITE	W/L	SCORE
1978	5/21+	Coral Gables, Fla.	W	6-0
1978	5/22+	Coral Gables, Fla.	W	5-1
1979	2/16	Coral Gables, Fla.	W	7-5
1979	2/17	Coral Gables, Fla.	W	8-3

Coral Gables: Miami leads, 4-0

MARYLAND

MIAMI LEADS, 15-6

YEAR	DATE	SITE	W/L	SCORE
2005	4/29	Coral Gables, Fla.	W	4-3
2005	4/30	Coral Gables, Fla.	W	12-8
2005	5/1	Coral Gables, Fla.	L	9-11
2006	3/24	College Park, Md.	W	10-2
2006	3/25	College Park, Md.	L	4-5
2006	3/26	College Park, Md.	W	3-1
2007	3/16	Coral Gables, Fla.	W	13-3
2007	3/17	Coral Gables, Fla.	W	4-3
2007	3/18	Coral Gables, Fla.	L	4-5
2010	4/30	Coral Gables, Fla.	W	5-1
2010	5/1	Coral Gables, Fla.	W	6-4
2010	5/2	Coral Gables, Fla.	W	9-1
2011	4/15	College Park, Md.	W	10-4
2011	4/17	College Park, Md.	L	2-10
2011	4/17	College Park, Md.	W	5-2
2012	3/23	Coral Gables, Fla.	W	4-1
2012	3/24	Coral Gables, Fla.	W	9-1
2012	3/25	Coral Gables, Fla.	L	4-6
2013	4/12	College Park, Md.	W	1-0 (13)
2013	4/13	College Park, Md.	W	5-3
2013	4/14	College Park, Md.	L	2-7

Coral Gables: Miami leads, 9-3

College Park: Miami leads, 6-3

UMBC

MIAMI LEADS, 2-0

YEAR	DATE	SITE	W/L	SCORE
1992	5/22+	Coral Gables, Fla.	W	3-1
2009	3/18	Coral Gables, Fla.	W	11-1

Coral Gables: Miami leads, 2-0

MASSACHUSETTS

MIAMI LEADS, 6-1

YEAR	DATE	SITE	W/L	SCORE
1976	3/22	Coral Gables, Fla.	W	10-1
1976	3/25	Coral Gables, Fla.	W	18-6
1977	3/21	Coral Gables, Fla.	W	4-3 (10)
1977	3/24	Coral Gables, Fla.	L	2-3 (11)
1978	3/22	Coral Gables, Fla.	W	3-0
1978	3/25	Coral Gables, Fla.	W	19-4
1995	5/26+	Coral Gables, Fla.	W	3-1

Coral Gables: Miami leads, 6-1

McNEESE STATE

MIAMI LEADS, 1-0

YEAR	DATE	SITE	W/L	SCORE
1988	3/30	Coral Gables, Fla.	W	19-1

Coral Gables: Miami leads, 1-0

MEMPHIS

MIAMI LEADS, 2-0

YEAR	DATE	SITE	W/L	SCORE
1974	3/13	Coral Gables, Fla.	W	9-3
1974	3/14	Coral Gables, Fla.	W	5-2

Coral Gables: Miami leads, 2-0

MERCER

MIAMI LEADS, 27-3

YEAR	DATE	SITE	W/L	SCORE
1967	4/19	Macon, Ga.	W	5-2 (14)
1975	3/14	Coral Gables, Fla.	W	11-0
1975	3/18	Coral Gables, Fla.	L	2-6
1976	3/17	Coral Gables, Fla.	W	4-1
1976	3/18	Coral Gables, Fla.	W	5-4
1976	3/19	Coral Gables, Fla.	W	11-3
1978	4/14	Atlanta, Ga.	W	8-1
1978	4/14	Atlanta, Ga.	W	8-4
1980	5/8	Macon, Ga.	W	9-2
1980	5/9	Macon, Ga.	W	8-2
1980	5/10	Macon, Ga.	W	4-3
1982	2/22	Coral Gables, Fla.	W	15-8
1982	2/23	Coral Gables, Fla.	W	10-2
1982	2/24	Coral Gables, Fla.	W	9-0 (F)
1983	2/28	Coral Gables, Fla.	W	11-10
1983	3/1	Coral Gables, Fla.	W	13-6
1983	3/2	Coral Gables, Fla.	W	7-4
1985	3/18	Coral Gables, Fla.	W	14-2
1985	3/23	Coral Gables, Fla.	W	5-1
1988	2/5	Coral Gables, Fla.	W	9-0
1988	2/6	Coral Gables, Fla.	W	17-7

ALL-TIME SERIES RESULTS

YEAR	DATE	SITE	W/L	SCORE	YEAR	DATE	SITE	W/L	SCORE
1988	2/7	Coral Gables, Fla.	W	24-1 (7)	1969	3/18	Coral Gables, Fla.	W	8-7
1989	5/12	Coral Gables, Fla.	W	12-3	1969	3/22	Coral Gables, Fla.	W	3-0
1989	5/13	Coral Gables, Fla.	W	9-4	1969	3/28	Coral Gables, Fla.	L	3-4 (11)
1989	5/14	Coral Gables, Fla.	W	10-3	1970	3/26	Coral Gables, Fla.	L	1-3
1995	5/5	Coral Gables, Fla.	W	11-5	1970	4/1	Coral Gables, Fla.	T	6-6 (10)
1995	5/6	Coral Gables, Fla.	W	8-2	1970	4/3	Coral Gables, Fla.	L	6-11
1995	5/7	Coral Gables, Fla.	W	6-1	1970	4/4	Coral Gables, Fla.	L	3-5
2007	2/2	Coral Gables, Fla.	L	5-6	1971	3/22	Coral Gables, Fla.	L	2-10
2008	2/3	Coral Gables, Fla.	L	5-8	1971	3/27	Coral Gables, Fla.	L	0-4
					1971	3/31	Coral Gables, Fla.	L	0-6
					1971	4/1	Coral Gables, Fla.	W	4-2
					1972	3/22	Coral Gables, Fla.	W	6-5 (10)
					1972	3/25	Coral Gables, Fla.	W	3-2 (10)
					1972	3/29	Coral Gables, Fla.	L	1-6
					1972	4/1	Coral Gables, Fla.	W	6-0
					1973	3/21	Coral Gables, Fla.	W	15-2
					1973	3/22	Coral Gables, Fla.	W	8-1
					1973	3/28	Coral Gables, Fla.	L	1-2
					1973	3/31	Coral Gables, Fla.	L	6-13
					1974	3/23	Coral Gables, Fla.	W	4-1
					1974	3/27	Coral Gables, Fla.	W	10-3
					1974	3/30	Coral Gables, Fla.	W	13-3
					1975	3/15	Coral Gables, Fla.	W	4-2
					1975	3/18	Coral Gables, Fla.	W	14-1
					1975	3/19	Coral Gables, Fla.	W	6-1
					1976	3/20	Coral Gables, Fla.	W	6-2
					1976	3/24	Coral Gables, Fla.	W	6-5
					1976	3/27	Coral Gables, Fla.	W	9-6
					1976	3/29	Coral Gables, Fla.	W	10-0
					1976	3/29	Coral Gables, Fla.	W	9-3
					1976	3/30	Coral Gables, Fla.	W	13-3
					1984	3/21	Coral Gables, Fla.	W	9-7
					1984	3/23	Coral Gables, Fla.	W	5-3
					1985	3/19	Coral Gables, Fla.	W	11-3
					1985	3/22	Coral Gables, Fla.	W	18-5 (7)
					1985	3/27	Coral Gables, Fla.	W	6-3
					1985	3/29	Coral Gables, Fla.	W	5-1
					1985	3/30	Coral Gables, Fla.	L	6-7
					1986	3/27	Coral Gables, Fla.	L	2-3
					1987	3/25	Coral Gables, Fla.	W	6-3
					1988	3/25	Coral Gables, Fla.	L	6-7
					1988	3/26	Coral Gables, Fla.	L	4-5
					1988	3/27	Coral Gables, Fla.	W	10-8 (10)
					1989	3/27	Coral Gables, Fla.	W	7-5
					1996	3/6	Coral Gables, Fla.	W	10-3
					2000	3/8	Coral Gables, Fla.	L	11-13
					2006	3/8	Coral Gables, Fla.	W	9-4

Coral Gables: Miami leads, 22-3

Macon: Miami leads, 3-0

Neutral Site: Miami leads, 2-0

MIAMI (OH)

MIAMI (OH) LEADS, 4-3

YEAR	DATE	SITE	W/L	SCORE
1977	3/14	Coral Gables, Fla.	L	4-7
1977	3/17	Coral Gables, Fla.	L	4-5
1978	3/18	Coral Gables, Fla.	L	4-7
1980	3/19	Coral Gables, Fla.	W	7-2
1981	3/16	Coral Gables, Fla.	L	1-4
1981	3/19	Coral Gables, Fla.	W	6-0
2012	3/7	Coral Gables, Fla.	W	4-3

Coral Gables: Miami (OH) leads, 4-3

MICHIGAN

MIAMI LEADS, 9-2-1

YEAR	DATE	SITE	W/L	SCORE
1958		Coral Gables, Fla.	L	4-5 (11)
1980	6/2#	Omaha, Neb.	W	3-2
1981	3/24	Coral Gables, Fla.	W	3-2 (10)
1981	3/27	Coral Gables, Fla.	W	12-3
1981	3/28	Coral Gables, Fla.	W	10-3
1986	4/4	Minneapolis, Minn.	W	10-5 (7)
1986	4/6	Minneapolis, Minn.	L	5-7 (10)
1993	2/24	Coral Gables, Fla.	W	4-3
1993	2/25	Coral Gables, Fla.	W	8-1
2000	3/17	Coral Gables, Fla.	W	12-5
2000	3/18	Coral Gables, Fla.	W	10-3
2000	3/19	Coral Gables, Fla.	T	6-6 (10)

Coral Gables: Miami leads, 2-1

Neutral Site: Miami leads, 7-1-1

MICHIGAN STATE

MIAMI LEADS, 41-18-2

YEAR	DATE	SITE	W/L	SCORE
1965	3/22	Coral Gables, Fla.	L	1-2
1965	3/23	Coral Gables, Fla.	W	2-1
1965	3/24	Coral Gables, Fla.	L	2-13
1966	3/23	Coral Gables, Fla.	W	6-2
1966	3/24	Coral Gables, Fla.	T	6-6
1967	3/20	Coral Gables, Fla.	L	3-11
1967	3/22	Coral Gables, Fla.	W	5-1
1967	3/25	Coral Gables, Fla.	W	2-1
1967	4/1	Coral Gables, Fla.	W	
1968	3/19	Coral Gables, Fla.	W	5-1
1968	3/23	Coral Gables, Fla.	W	7-4
1968	3/26	Coral Gables, Fla.	W	4-3
1968	3/30	Coral Gables, Fla.	W	2-1
1969	3/17	Coral Gables, Fla.	W	11-0

Coral Gables: Miami leads, 41-18-2

MIDDLE TENNESSEE

MIAMI LEADS, 4-0

YEAR	DATE	SITE	W/L	SCORE
1973	3/13	Coral Gables, Fla.	W	11-7
1973	3/15	Coral Gables, Fla.	W	8-0
1973	3/16	Coral Gables, Fla.	W	6-3
1981	5/22+	Coral Gables, Fla.	W	2-0

Coral Gables: Miami leads, 4-0

ALL-TIME SERIES RESULTS

MINNESOTA

MIAMI LEADS, 15-3

YEAR	DATE	SITE	W/L	SCORE
1981	5/21+	Coral Gables, Fla.	W	12-0
1986	4/5	Minneapolis, Minn.	L	3-7
1989	3/3	Coral Gables, Fla.	W	5-4
1989	3/4	Coral Gables, Fla.	W	13-4
1989	3/5	Coral Gables, Fla.	W	7-6
1990	3/31	Minneapolis, Minn.	W	3-0 (7)
1991	3/19	Coral Gables, Fla.	W	5-0
1991	3/20	Coral Gables, Fla.	L	0-9
1991	3/24	Coral Gables, Fla.	W	10-2
1994	2/25	Coral Gables, Fla.	W	14-4
1994	2/26	Coral Gables, Fla.	L	0-2
1994	2/27	Coral Gables, Fla.	W	5-2
1994	5/29+	Coral Gables, Fla.	W	11-3
2001	3/3	Minneapolis, Minn.	W	10-1
2002	2/15	Coral Gables, Fla.	W	10-4
2002	2/16	Coral Gables, Fla.	W	21-17
2002	2/17	Coral Gables, Fla.	W	7-6
2004	2/29	Coral Gables, Fla.	W	9-2

Coral Gables: Miami leads, 13-2

Minneapolis: Miami leads, 2-1

MISSISSIPPI

MIAMI LEADS, 4-1

YEAR	DATE	SITE	W/L	SCORE
1977	5/21+	Coral Gables, Fla.	W	5-2
2006	6/10\$	Oxford, Miss.	L	9-11
2006	6/11	Oxford, Miss.	W	7-0
2006	6/12	Oxford, Miss.	W	14-9
2008	6/1+	Coral Gables, Fla.	W	11-2

Coral Gables: Miami leads, 2-0

Oxford: Miami leads, 2-1

MISSISSIPPI STATE

MIAMI LEADS, 3-1

YEAR	DATE	SITE	W/L	SCORE
1971	5/28+	Gastonia, N.C.	L	3-7
1985	6/8#	Omaha, Neb.	W	6-5
2005	6/4+	Coral Gables, Fla.	W	4-1
2005	6/5+	Coral Gables, Fla.	W	10-4

Coral Gables: Miami leads, 2-0

Neutral Site: Tied, 1-1

MISSOURI

MIAMI LEADS, 1-1

YEAR	DATE	SITE	W/L	SCORE
2008	5/31+	Coral Gables, Fla.	W	6-5
2018	2/21	Coral Gables, Fla.	L	0-9

Coral Gables: Tied, 1-1

MISSOURI STATE

MIAMI LEADS, 2-1

YEAR	DATE	SITE	W/L	SCORE
1996	5/26+	Austin, Texas	W	8-2
2003	6/17\$	Omaha, Neb.	W	7-5
2012	6/2+	Coral Gables, Fla.	L	2-12

Coral Gables: Missouri State leads, 1-0

Neutral Site: Miami leads, 2-0

MONTCLAIR STATE

MIAMI LEADS, 3-0

YEAR	DATE	SITE	W/L	SCORE
1974	3/25	Coral Gables, Fla.	W	12-3
1974	3/28	Coral Gables, Fla.	W	12-3
1983	3/21	Coral Gables, Fla.	W	11-2

Coral Gables: Miami leads, 3-0

MOREHEAD STATE

MIAMI LEADS, 1-0

YEAR	DATE	SITE	W/L	SCORE
1977	5/20+	Coral Gables, Fla.	W	6-1

Coral Gables: Miami leads, 1-0

MOUNT ST. MARY'S

MIAMI LEADS, 1-0

YEAR	DATE	SITE	W/L	SCORE
2009	3/4	Coral Gables, Fla.	W	14-3

Coral Gables: Miami leads, 1-0

MURRAY STATE

MIAMI LEADS, 1-0

YEAR	DATE	SITE	W/L	SCORE
1975	5/24+	Starkville, Miss.	W	8-7

Neutral Site: Miami leads, 1-0

NAVY

MIAMI LEADS, 1-0

YEAR	DATE	SITE	W/L	SCORE
1988	3/8	Coral Gables, Fla.	W	9-2

Coral Gables: Miami leads, 1-0

NEBRASKA

NEBRASKA LEADS, 2-0

YEAR	DATE	SITE	W/L	SCORE
2005	6/10\$	Lincoln, Neb.	L	1-3
2005	6/11\$	Lincoln, Neb.	L	3-6

Lincoln: Nebraska leads, 2-0



ALL-TIME SERIES RESULTS

NEW HAMPSHIRE

TIED, 1-1

YEAR	DATE	SITE	W/L	SCORE
1972	3/17	Coral Gables, Fla.	L	4-10
1972	3/18	Coral Gables, Fla.	W	9-3

Coral Gables: Miami leads, 2-0

NJIT

MIAMI LEADS, 1-0

YEAR	DATE	SITE	W/L	SCORE
2008	3/19	Coral Gables, Fla.	W	13-1

Coral Gables: Miami leads, 1-0

NEW ORLEANS

MIAMI LEADS, 16-9

YEAR	DATE	SITE	W/L	SCORE
1982	2/26	Coral Gables, Fla.	W	9-6
1982	2/27	Coral Gables, Fla.	L	4-5
1982	2/28	Coral Gables, Fla.	L	6-10
1983	4/28	Coral Gables, Fla.	W	11-5
1983	4/29	Coral Gables, Fla.	L	0-2
1983	4/30	Coral Gables, Fla.	W	9-5
1983	5/1	Coral Gables, Fla.	W	5-4
1983	5/10	New Orleans, La.	L	2-3
1983	5/11	New Orleans, La.	W	6-5
1984	3/1	Coral Gables, Fla.	W	2-0
1984	3/2	Coral Gables, Fla.	L	2-5
1984	3/3	Coral Gables, Fla.	L	9-15
1984	3/4	Coral Gables, Fla.	W	9-3
1985	2/28	Coral Gables, Fla.	W	8-6
1985	3/1	Coral Gables, Fla.	W	10-0
1985	3/2	Coral Gables, Fla.	W	8-3
1985	3/3	Coral Gables, Fla.	W	5-3
1987	4/14	Coral Gables, Fla.	W	9-4
1987	4/15	Coral Gables, Fla.	W	7-5
1987	5/17	Coral Gables, Fla.	L	3-6
1987	5/18	Coral Gables, Fla.	L	5-6
1987	2/21	New Orleans, La.	L	4-5 (10)
1990	4/10	Coral Gables, Fla.	W	5-3
1990	4/11	Coral Gables, Fla.	W	4-2
1991	3/2	New Orleans, La.	W	12-3

Coral Gables: Miami leads, 14-7

New Orleans: Tied, 2-2

NEW YORK TECH

MIAMI LEADS, 16-0

YEAR	DATE	SITE	W/L	SCORE
1978	3/15	Coral Gables, Fla.	W	7-1
1978	3/15	Coral Gables, Fla.	W	6-5
1999	3/26	Coral Gables, Fla.	W	12-3
1999	3/27	Coral Gables, Fla.	W	20-0
2000	5/19	Coral Gables, Fla.	W	6-1
2000	5/20	Coral Gables, Fla.	W	9-8
2000	5/21	Coral Gables, Fla.	W	17-3
2001	5/18	Coral Gables, Fla.	W	17-5
2001	5/19	Coral Gables, Fla.	W	14-7

2001	5/20	Coral Gables, Fla.	W	11-1
2002	5/24	Coral Gables, Fla.	W	16-1
2002	5/25	Coral Gables, Fla.	W	4-2
2002	5/26	Coral Gables, Fla.	W	11-5
2015	5/8	Coral Gables, Fla.	W	26-0
2015	5/9	Coral Gables, Fla.	W	13-1
2015	5/10	Coral Gables, Fla.	W	19-1

Coral Gables: Miami leads, 16-0

NEW YORK UNIVERSITY

MIAMI LEADS, 2-0

YEAR	DATE	SITE	W/L	SCORE
1966	3/21	Coral Gables, Fla.	W	12-0
1966	3/22	Coral Gables, Fla.	W	16-2

Coral Gables: Miami leads, 2-0

NEWBERRY

TIED, 1-1

YEAR	DATE	SITE	W/L	SCORE
1940	-	-	W	13-12
1948	4/8	Newberry, S.C.	L	7-13

Newberry: Newberry leads, 1-0

NIAGARA

MIAMI LEADS, 1-0

YEAR	DATE	SITE	W/L	SCORE
1988	4/5	Coral Gables, Fla.	W	15-2

Coral Gables: Miami leads, 1-0

NORTH CAROLINA

MIAMI LEADS, 39-31-1

YEAR	DATE	SITE	W/L	SCORE
1976	3/8	Coral Gables, Fla.	W	10-2
1976	3/9	Coral Gables, Fla.	W	2-1 (10)
1976	3/9	Coral Gables, Fla.	W	2-1
1976	3/10	Coral Gables, Fla.	L	4-6
1982	2/19	Coral Gables, Fla.	W	17-4
1982	2/20	Coral Gables, Fla.	L	5-6
1982	2/1	Coral Gables, Fla.	W	14-4
1987	5/8	Chapel Hill, N.C.	L	3-4
1987	5/9	Chapel Hill, N.C.	W	9-4
1987	5/10	Chapel Hill, N.C.	W	10-2
1993	5/22	Chapel Hill, N.C.	L	1-3
1995	2/10	Kissimmee, Fla.	W	12-1
1995	5/28+	Coral Gables, Fla.	W	8-4
1998	3/20	Coral Gables, Fla.	W	1-0
1998	3/21	Coral Gables, Fla.	W	8-2
1998	3/22	Coral Gables, Fla.	W	4-2
1998	5/22+	Coral Gables, Fla.	L	5-6
1998	5/24+	Coral Gables, Fla.	W	7-4
2000	1/30	Orlando, Fla.	L	0-9
2002	4/26	Chapel Hill, N.C.	L	4-5
2002	4/27	Chapel Hill, N.C.	W	4-3
2002	4/28	Chapel Hill, N.C.	L	4-5
2004	5/14	Coral Gables, Fla.	L	1-4

ALL-TIME SERIES RESULTS

YEAR	DATE	SITE	W/L	SCORE	YEAR	DATE	SITE	W/L	SCORE
2004	5/15	Coral Gables, Fla.	W	4-3	1999	4/10	Coral Gables, Fla.	L	9-13
2004	5/16	Coral Gables, Fla.	L	0-2	1999	4/11	Coral Gables, Fla.	W	7-6
2005	4/15	Chapel Hill, N.C.	W	17-7	2000	4/21	Durham, N.C.	W	12-0
2005	4/16	Chapel Hill, N.C.	W	18-9	2000	4/22	Raleigh, N.C.	W	19-1
2005	4/17	Chapel Hill, N.C.	T	7-7 (10)	2000	4/23	Raleigh, N.C.	L	4-5
2006	4/7	Coral Gables, Fla.	L	7-8	2003	6/7\$	Coral Gables, Fla.	W	10-9
2006	4/8	Coral Gables, Fla.	W	9-7	2003	6/8\$	Coral Gables, Fla.	W	11-5 (11)
2006	4/9	Coral Gables, Fla.	L	6-8	2004	6/5+	Coral Gables, Fla.	W	19-5
2007	3/9	Chapel Hill, N.C.	L	5-7	2005	3/4	Coral Gables, Fla.	W	6-1
2007	3/10	Chapel Hill, N.C.	L	1-3	2005	3/5	Coral Gables, Fla.	L	5-11
2007	3/11	Chapel Hill, N.C.	L	7-11	2005	3/6	Coral Gables, Fla.	W	13-7
2008	5/15	Coral Gables, Fla.	W	12-2	2005	5/25%	Jacksonville, Fla.	L	1-2
2008	5/16	Coral Gables, Fla.	L	6-10	2006	4/28	Raleigh, N.C.	L	2-9
2008	5/17	Coral Gables, Fla.	L	11-12	2006	4/29	Raleigh, N.C.	W	9-6
2009	4/17	Chapel Hill, N.C.	L	0-3	2006	4/30	Raleigh, N.C.	W	12-10
2009	4/18	Chapel Hill, N.C.	L	4-5 (10)	2007	4/13	Coral Gables, Fla.	L	3-5
2009	4/19	Chapel Hill, N.C.	L	1-4	2007	4/14	Coral Gables, Fla.	W	5-1
2010	4/16	Coral Gables, Fla.	W	7-5	2007	4/15	Coral Gables, Fla.	L	9-19
2010	4/17	Coral Gables, Fla.	W	11-1	2008	3/14	Raleigh, N.C.	W	12-5
2010	4/18	Coral Gables, Fla.	W	8-7 (8)	2008	3/15	Raleigh, N.C.	W	2-1
2011	4/23	Chapel Hill, N.C.	W	13-6 (10)	2008	3/16	Raleigh, N.C.	L	10-11
2011	4/24	Chapel Hill, N.C.	W	5-3	2008	5/24%	Jacksonville, Fla.	W	5-2
2011	4/25	Chapel Hill, N.C.	L	1-8	2009	3/6	Coral Gables, Fla.	W	7-6 (12)
2011	5/26%	Durham, N.C.	W	7-5	2009	3/7	Coral Gables, Fla.	W	4-0
2012	4/6	Coral Gables, Fla.	W	8-0	2009	3/8	Coral Gables, Fla.	W	9-7
2012	4/7	Coral Gables, Fla.	W	4-3 (14)	2010	3/26	Raleigh, N.C.	W	6-5
2012	4/8	Coral Gables, Fla.	W	4-0	2010	3/27	Raleigh, N.C.	L	6-7 (11)
2012	5/24%	Greensboro, N.C.	W	5-3	2010	3/28	Raleigh, N.C.	W	4-0
2013	3/15	Chapel Hill, N.C.	W	4-1	2011	4/8	Coral Gables, Fla.	W	4-1
2013	3/16	Chapel Hill, N.C.	L	2-14	2011	4/9	Coral Gables, Fla.	W	14-13 (10)
2013	3/17	Chapel Hill, N.C.	L	1-4	2011	4/10	Coral Gables, Fla.	W	3-0
2013	5/23%	Durham, N.C.	L	10-0 (8)	2012	3/23%	Greensboro, N.C.	L	2-3
2014	5/16	Coral Gables, Fla.	W	6-5 (16)	2013	5/24%	Durham, N.C.	L	1-7
2014	5/16	Coral Gables, Fla.	L	2-11	2014	3/28	Raleigh, N.C.	W	2-1
2014	5/17	Coral Gables, Fla.	W	2-0	2014	3/29	Raleigh, N.C.	W	2-1
2015	3/27	Chapel Hill, N.C.	W	4-3	2014	3/30	Raleigh, N.C.	W	12-5
2015	3/28	Chapel Hill, N.C.	W	4-3 (11)	2015	3/13	Coral Gables, Fla.	W	3-2 (10)
2015	3/29	Chapel Hill, N.C.	L	3-10	2015	3/14	Coral Gables, Fla.	W	9-2
2016	4/1	Coral Gables, Fla.	W	10-4	2015	3/15	Coral Gables, Fla.	W	6-0
2016	4/2	Coral Gables, Fla.	W	7-3	2015	5/22%	Durham, N.C.	L	4-5 (12)
2016	4/3	Coral Gables, Fla.	W	7-4	2016	5/26	Durham, N.C.	W	8-7
2017	3/24	Chapel Hill, N.C.	L	2-7	2017	3/17	Raleigh, N.C.	L	3-5
2017	3/25	Chapel Hill, N.C.	L	3-6	2017	3/18	Raleigh, N.C.	L	2-5
2017	3/26	Chapel Hill, N.C.	W	6-2	2017	3/19	Raleigh, N.C.	W	7-5
2017	5/27%	Louisville, Ky.	L	4-12					
2018	4/6	Coral Gables, Fla.	L	4-8 (12)					
2018	4/7	Coral Gables, Fla.	L	6-9					
2018	4/8	Coral Gables, Fla.	W	7-5 (5)					

Coral Gables: Miami leads, 20-5

Raleigh: Miami leads, 11-6

Neutral Site: NC State leads, 5-3

Coral Gables: Miami leads, 25-12
Chapel Hill: North Carolina leads, 16-11-1
Neutral Site: Tied, 3-3

NORTH CAROLINA STATE

MIAMI LEADS, 34-16

YEAR	DATE	SITE	W/L	SCORE
1989	5/19	Chapel Hill, N.C.	W	7-4
1990	5/28+	Coral Gables, Fla.	W	6-1
1991	3/5	Coral Gables, Fla.	W	11-3
1991	3/6	Coral Gables, Fla.	L	2-4
1992	5/24	Coral Gables, Fla.	W	5-4
1993	5/21	Chapel Hill, N.C.	L	7-14
1999	4/9	Coral Gables, Fla.	W	7-4

NORTH FLORIDA

MIAMI LEADS, 4-2

YEAR	DATE	SITE	W/L	SCORE
1990	4/6	Coral Gables, Fla.	W	3-1
1991	4/9	Coral Gables, Fla.	W	8-7
1992	4/15	Coral Gables, Fla.	W	3-2
2007	4/18	Coral Gables, Fla.	L	2-3
2008	5/13	Coral Gables, Fla.	W	5-2
2009	4/28	Coral Gables, Fla.	L	1-10

Coral Gables: Miami leads, 4-2

ALL-TIME SERIES RESULTS

NORTHEASTERN

MIAMI LEADS, 10-0

YEAR	DATE	SITE	W/L	SCORE
1990	3/28	Coral Gables, Fla.	W	12-1
1991	3/29	Coral Gables, Fla.	W	9-3
1991	3/30	Coral Gables, Fla.	W	17-4 (7)
1991	3/30	Coral Gables, Fla.	W	8-1
1994	3/29	Coral Gables, Fla.	W	2-0
1995	3/29	Coral Gables, Fla.	W	11-4
2001	3/23	Coral Gables, Fla.	W	5-3
2001	3/24	Coral Gables, Fla.	W	5-2
2001	3/25	Coral Gables, Fla.	W	5-3
2005	3/2	Coral Gables, Fla.	W	5-1

Coral Gables: Miami leads, 10-0

NORTHERN IOWA

MIAMI LEADS, 2-0

YEAR	DATE	SITE	W/L	SCORE
1973	3/27	Coral Gables, Fla.	W	17-1
1973	3/30	Coral Gables, Fla.	W	6-4

Coral Gables: Miami leads, 2-0

NORTHWESTERN

MIAMI LEADS, 2-0

YEAR	DATE	SITE	W/L	SCORE
2000	3/22	Coral Gables, Fla.	W	4-2
2002	3/26	Coral Gables, Fla.	W	5-3

Coral Gables: Miami leads, 2-0

NOTRE DAME

MIAMI LEADS, 21-7

YEAR	DATE	SITE	W/L	SCORE
1970	3/30	Coral Gables, Fla.	W	7-3 (7)
1970	3/30	Coral Gables, Fla.	W	6-2 (7)
1989	3/8	Coral Gables, Fla.	L	2-4
1992	3/27	Coral Gables, Fla.	L	1-2
1992	3/28	Coral Gables, Fla.	W	18-6
1992	3/29	Coral Gables, Fla.	W	6-5 (11)
1992	5/23+	Coral Gables, Fla.	L	3-6
1992	5/25+	Coral Gables, Fla.	W	5-1
1994	4/2	South Bend, Ind.	W	19-7
1994	4/2	South Bend, Ind.	W	5-2
1994	4/3	South Bend, Ind.	W	4-2
1995	3/24	Coral Gables, Fla.	W	9-4
1995	3/25	Coral Gables, Fla.	W	12-4
1995	3/26	Coral Gables, Fla.	L	2-5
1998	2/20	Coral Gables, Fla.	W	18-3
1998	2/21	Coral Gables, Fla.	W	27-2
1998	2/22	Coral Gables, Fla.	W	17-3
1999	5/11	South Bend, Ind.	W	5-3
1999	5/12	South Bend, Ind.	L	0-1
2014	4/19	Coral Gables, Fla.	W	3-2
2014	4/20	Coral Gables, Fla.	L	4-7
2014	4/21	Coral Gables, Fla.	W	6-3
2015	5/23%	Durham, N.C.	W	6-5
2016	4/10	South Bend, Ind.	W	10-2
2018	3/9	Coral Gables, Fla.	W	3-0
2018	3/10	Coral Gables, Fla.	W	9-0
2018	3/10	Coral Gables, Fla.	L	5-9 (10)

YEAR	DATE	SITE	W/L	SCORE
2018	5/22%	Durham, N.C.	W	6-2

Coral Gables: Miami leads, 14-6

South Bend: Miami leads, 5-1

Neutral: Miami leads, 2-0

NOVA SOUTHEASTERN

MIAMI LEADS, 5-0

YEAR	DATE	SITE	W/L	SCORE
1990	4/27	Coral Gables, Fla.	W	19-2
1992	4/29	Coral Gables, Fla.	W	12-5
1993	4/21	Coral Gables, Fla.	W	9-4
1996	4/2	Coral Gables, Fla.	W	13-2
2016	4/12	Coral Gables, Fla.	W	8-3

Coral Gables: Miami leads, 5-0

OHIO STATE

OHIO STATE LEADS, 15-12-2

YEAR	DATE	SITE	W/L	SCORE
1959	3/21	Coral Gables, Fla.	L	0-4
1961	3/18	Coral Gables, Fla.	W	6-5
1961	3/18	Coral Gables, Fla.	T	2-2
1961	3/21	Coral Gables, Fla.	T	4-4
1961	3/22	Coral Gables, Fla.	L	4-6
1962	3/19	Coral Gables, Fla.	W	4-1
1962	3/20	Coral Gables, Fla.	L	8-12
1962	3/21	Coral Gables, Fla.	W	7-3
1963	3/16	Coral Gables, Fla.	L	3-4 (11)
1964	3/23	Coral Gables, Fla.	L	7-10
1964	3/24	Coral Gables, Fla.	L	4-8
1964	3/25	Coral Gables, Fla.	L	1-3
1964	3/28	Coral Gables, Fla.	L	2-4
1966	3/19	Coral Gables, Fla.	L	3-10
1966	3/19	Coral Gables, Fla.	W	7-6
1966	3/26	Coral Gables, Fla.	L	0-5
1968	3/20	Coral Gables, Fla.	L	1-3
1968	3/22	Coral Gables, Fla.	L	1-3
1970	3/25	Coral Gables, Fla.	L	5-12
1971	3/23	Coral Gables, Fla.	W	7-6
1971	3/26	Coral Gables, Fla.	W	12-2
1972	3/21	Coral Gables, Fla.	W	13-3
1972	3/24	Coral Gables, Fla.	L	4-7
1973	3/19	Coral Gables, Fla.	W	6-5
1973	3/23	Coral Gables, Fla.	W	10-4
1974	3/19	Coral Gables, Fla.	W	16-1
1974	3/22	Coral Gables, Fla.	W	5-0
1999	3/6	Coral Gables, Fla.	W	23-3
2009	3/24	Coral Gables, Fla.	L	1-7

Coral Gables: Ohio State leads, 15-12-2

OKLAHOMA

OKLAHOMA LEADS, 2-1

YEAR	DATE	SITE	W/L	SCORE
1974	6/10#	Omaha, Neb.	W	5-1
1976	5/28+	Arlington, Texas	L	3-11
1985	4/6	Oklahoma City, Okla.	L	1-7

Neutral Site: Oklahoma leads, 2-1

ALL-TIME SERIES RESULTS

OKLAHOMA STATE

MIAMI LEADS, 5-4

YEAR	DATE	SITE	W/L	SCORE
1979	3/12	Coral Gables, Fla.	L	1-2
1979	3/15	Coral Gables, Fla.	W	6-0
1980	3/14	Coral Gables, Fla.	W	2-1
1981	6/3#	Omaha, Neb.	L	6-12
1985	6/6#	Omaha, Neb.	W	2-1
1986	5/31#	Omaha, Neb.	W	6-2
2001	2/11	Coral Gables, Fla.	L	3-9
2013	5/31+	Louisville, Ky.	W	7-0
2013	6/2+	Louisville, Ky.	L	1-7

Coral Gables: Tied, 2-2

Neutral Site: Miami leads, 3-2

ORAL ROBERTS

MIAMI LEADS, 9-4

YEAR	DATE	SITE	W/L	SCORE
1978	6/5#	Omaha, Neb.	W	5-3
1984	5/14	Tulsa, Okla.	W	13-4
1984	5/15	Tulsa, Okla.	L	3-4
1997	5/15	Coral Gables, Fla.	W	20-3
1997	5/16	Coral Gables, Fla.	W	7-3
1997	5/17	Coral Gables, Fla.	W	7-3
2003	4/4	Coral Gables, Fla.	W	8-5
2003	4/5	Coral Gables, Fla.	L	1-18
2003	4/6	Coral Gables, Fla.	W	11-8
2005	3/31	Coral Gables, Fla.	W	1-0
2005	4/1	Coral Gables, Fla.	W	17-6
2005	4/2	Coral Gables, Fla.	L	3-4
2005	4/3	Coral Gables, Fla.	L	8-12

Coral Gables: Miami leads, 7-3

Tulsa: Tied, 1-1

Neutral Site: Miami leads, 1-0

OREGON STATE

TIED, 1-1

YEAR	DATE	SITE	W/L	SCORE
2006	6/17#	Omaha, Neb.	W	11-1
2006	6/20#	Omaha, Neb.	L	1-8

Neutral Site: Tied, 1-1

PACE

MIAMI LEADS, 10-0

YEAR	DATE	SITE	W/L	SCORE
1969	4/7	Coral Gables, Fla.	W	11-4
1969	4/11	Coral Gables, Fla.	W	11-4
1969	4/12	Coral Gables, Fla.	W	3-1
1971	4/16	Coral Gables, Fla.	W	9-1
1989	3/15	Coral Gables, Fla.	W	6-3
1992	3/15	Coral Gables, Fla.	W	12-0
1994	3/9	Coral Gables, Fla.	W	8-2
2003	5/2	Coral Gables, Fla.	W	27-1
2003	5/3	Coral Gables, Fla.	W	23-1
2003	5/4	Coral Gables, Fla.	W	20-2

Coral Gables: Miami leads, 10-0

PENN STATE

MIAMI LEADS, 7-0

YEAR	DATE	SITE	W/L	SCORE
1970	3/23	Coral Gables, Fla.	W	5-4
1971	3/29	Coral Gables, Fla.	W	10-1
1971	4/1	Coral Gables, Fla.	W	6-5
2004	3/27	Coral Gables, Fla.	W	6-1
2004	3/27	Coral Gables, Fla.	W	1-0
2004	3/28	Coral Gables, Fla.	W	11-3
2008	3/11	Coral Gables, Fla.	W	10-0

Coral Gables: Miami leads, 7-0

PENNSYLVANIA

MIAMI LEADS, 1-0

YEAR	DATE	SITE	W/L	SCORE
1991	3/14	Coral Gables, Fla.	W	9-3

Coral Gables: Miami leads, 1-0

PEPPERDINE

PEPPERDINE LEADS, 1-0

YEAR	DATE	SITE	W/L	SCORE
1979	6/2#	Omaha, Neb.	L	3-9

Neutral Site: Pepperdine leads, 1-0

PITTSBURGH

MIAMI LEADS, 18-3

YEAR	DATE	SITE	W/L	SCORE
1969	3/25	Coral Gables, Fla.	W	8-2
1969	3/26	Coral Gables, Fla.	W	8-2
1969	3/30	Coral Gables, Fla.	W	3-1
2001	3/7	Coral Gables, Fla.	W	6-2
2005	3/8	Coral Gables, Fla.	W	3-0
2009	3/11	Coral Gables, Fla.	W	11-6
2014	4/11	Coral Gables, Fla.	W	12-2
2014	4/12	Coral Gables, Fla.	W	1-0
2014	4/13	Coral Gables, Fla.	W	7-2
2015	5/2	Pittsburgh, Pa.	W	9-5
2015	5/2	Pittsburgh, Pa.	W	12-0
2015	5/3	Pittsburgh, Pa.	W	9-3
2016	5/13	Coral Gables, Fla.	W	7-6
2016	5/14	Coral Gables, Fla.	W	4-3 (11)
2016	5/15	Coral Gables, Fla.	W	8-4
2017	4/14	Pittsburgh, Pa.	L	3-10
2017	4/14	Pittsburgh, Pa.	W	1-0
2017	4/15	Pittsburgh, Pa.	W	5-3
2018	4/20	Coral Gables, Fla.	L	1-2
2018	4/21	Coral Gables, Fla.	L	0-3
2018	4/21	Coral Gables, Fla.	W	3-0

Coral Gables: Miami leads, 13-2

Pittsburgh: Miami leads, 5-1

ALL-TIME SERIES RESULTS



HISTORY

PORTLAND

MIAMI LEADS, 1-0

YEAR	DATE	SITE	W/L	SCORE
1991	5/23+	Fresno, Calif.	W	13-1

Neutral Site: Miami leads, 1-0

PRINCETON

MIAMI LEADS, 4-0

YEAR	DATE	SITE	W/L	SCORE
1985	5/24+	Coral Gables, Fla.	W	22-6
1999	3/12	Coral Gables, Fla.	W	16-1
1999	3/13	Coral Gables, Fla.	W	16-1
1999	3/14	Coral Gables, Fla.	W	15-6

Coral Gables: Miami leads, 4-0

PROVIDENCE

MIAMI LEADS, 1-0

YEAR	DATE	SITE	W/L	SCORE
1992	3/5	Coral Gables, Fla.	W	4-0

Coral Gables: Miami leads, 1-0

PURDUE

MIAMI LEADS, 1-0

YEAR	DATE	SITE	W/L	SCORE
1988	3/6	Coral Gables, Fla.	W	8-7

Coral Gables: Miami leads, 1-0

RHODE ISLAND

RHODE ISLAND LEADS, 1-0

YEAR	DATE	SITE	W/L	SCORE
2009	3/3	Coral Gables, Fla.	L	0-3

Coral Gables: Rhode Island leads, 1-0

RICE

MIAMI LEADS, 5-2

YEAR	DATE	SITE	W/L	SCORE
1985	3/5	Coral Gables, Fla.	W	7-3
1985	3/6	Coral Gables, Fla.	W	11-3
1993	5/7	Coral Gables, Fla.	W	6-5
1993	5/8	Coral Gables, Fla.	W	13-5
1993	5/9	Coral Gables, Fla.	L	2-3
1999	6/11#	Omaha, Neb.	W	8-4
2006	6/19#	Omaha, Neb.	L	2-3

Coral Gables: Miami leads, 4-1

Neutral Site: Tied, 1-1

RICHMOND

MIAMI LEADS, 1-0

YEAR	DATE	SITE	W/L	SCORE
1997	5/22+	Coral Gables, Fla.	W	11-4

Coral Gables: Miami leads, 1-0

RIDER

MIAMI LEADS, 1-0

YEAR	DATE	SITE	W/L	SCORE
1994	5/27+	Coral Gables, Fla.	W	17-4

Coral Gables: Miami leads, 1-0

ROLLINS

ROLLINS LEADS, 51-36

YEAR	DATE	SITE	W/L	SCORE
1940	-	-	L	2-16
1940	-	-	L	5-13
1947	4/11	Winter Park, Fla.	L	2-4
1947	5/3	Coral Gables, Fla.	W	6-3
1947	5/3	Coral Gables, Fla.	W	9-8
1948	4/2	Winter Park, Fla.	L	3-4
1948	4/3	Winter Park, Fla.	L	4-8
1948	4/30	Coral Gables, Fla.	L	6-8 (10)
1948	5/1	Coral Gables, Fla.	L	1-2
1949	4/15	Winter Park, Fla.	L	1-13
1949	4/16	Winter Park, Fla.	L	0-3
1949	5/6	Coral Gables, Fla.	L	0-2
1949	5/7	Coral Gables, Fla.	W	5-4
1950	4/14	Coral Gables, Fla.	W	4-0
1950	4/15	Coral Gables, Fla.	L	1-6
1950	5/5	Winter Park, Fla.	L	8-10
1950	5/6	Winter Park, Fla.	L	1-7
1951	3/30	Coral Gables, Fla.	W	5-4
1951	3/31	Coral Gables, Fla.	W	4-3
1951	4/27	Winter Park, Fla.	W	5-2
1951	4/29	Winter Park, Fla.	W	7-6
1952	4/25	Winter Park, Fla.	L	1-4
1952	4/26	Winter Park, Fla.	W	7-1
1952	4/28	Coral Gables, Fla.	W	7-6
1952	4/29	Coral Gables, Fla.	L	1-2
1953	4/17	Coral Gables, Fla.	L	0-9
1953	4/18	Coral Gables, Fla.	W	9-8
1953	4/24	Winter Park, Fla.	W	10-9
1953	4/25	Winter Park, Fla.	L	1-3
1954	4/9	Winter Park, Fla.	L	7-8
1954	4/10	Winter Park, Fla.	L	1-6
1954	5/7	Coral Gables, Fla.	W	4-2
1954	5/8	Coral Gables, Fla.	L	3-6
1955	4/22	Winter Park, Fla.	L	2-11
1955	4/23	Winter Park, Fla.	L	5-12
1955	5/6	Coral Gables, Fla.	L	3-8
1955	5/7	Coral Gables, Fla.	L	2-8
1956	4/16	Coral Gables, Fla.	L	1-6
1956	4/21	Winter Park, Fla.	L	4-7
1957	4/12	Coral Gables, Fla.	L	4-6
1957	4/13	Coral Gables, Fla.	W	8-6
1958	4/11	Winter Park, Fla.	W	13-3
1959	4/10	Coral Gables, Fla.	L	2-3
1959	4/11	Coral Gables, Fla.	W	13-2
1959	4/24	Winter Park, Fla.	L	0-4
1959	4/25	Winter Park, Fla.	W	12-7

ALL-TIME SERIES RESULTS

YEAR	DATE	SITE	W/L	SCORE	YEAR	DATE	SITE	W/L	SCORE
1960	3/18	Coral Gables, Fla.	L	1-2	1991	3/23	Coral Gables, Fla.	W	20-4
1960	3/19	Coral Gables, Fla.	W	7-1	1992	3/17	Coral Gables, Fla.	W	10-0
1960	4/13	Winter Park, Fla.	W	13-4	1992	3/19	Coral Gables, Fla.	W	14-7
1960	4/14	Winter Park, Fla.	W	7-2	1993	3/16	Coral Gables, Fla.	W	11-4
1961	3/16	Coral Gables, Fla.	W	8-3	1994	3/15	Coral Gables, Fla.	W	14-5
1961	3/17	Coral Gables, Fla.	W	5-4	1994	3/16	Coral Gables, Fla.	W	7-6
1961	4/12	Winter Park, Fla.	L	2-7	1995	3/10	Coral Gables, Fla.	W	12-5
1961	4/13	Winter Park, Fla.	L	3-4 (13)	1995	3/11	Coral Gables, Fla.	W	8-0
1962	4/20	Coral Gables, Fla.	L	3-7	1995	3/12	Coral Gables, Fla.	W	11-4
1962	4/21	Coral Gables, Fla.	W	1-0	1996	3/8	Coral Gables, Fla.	L	4-5
1962	4/21	Coral Gables, Fla.	L	0-2	1996	3/9	Coral Gables, Fla.	W	12-3
1963	4/26	Winter Park, Fla.	L	2-4	1998	3/13	Coral Gables, Fla.	W	9-4
1963	4/27	Winter Park, Fla.	L	1-3	1998	3/14	Coral Gables, Fla.	W	10-2
1963	4/27	Winter Park, Fla.	L	2-3	1998	3/15	Coral Gables, Fla.	W	18-6
1964	5/1	Coral Gables, Fla.	L	8-9	2000	3/10	Coral Gables, Fla.	W	6-5
1964	5/2	Coral Gables, Fla.	W	3-1	2000	3/11	Coral Gables, Fla.	L	6-11
1964	5/2	Coral Gables, Fla.	L	1-12	2000	3/12	Coral Gables, Fla.	W	5-3
1965	4/9	Winter Park, Fla.	L	2-7	2001	3/9	Coral Gables, Fla.	L	4-6 (11)
1965	4/10	Winter Park, Fla.	L	2-3	2001	3/10	Coral Gables, Fla.	W	13-2
1965	4/10	Winter Park, Fla.	W	6-3	2001	3/11	Coral Gables, Fla.	L	6-9
1966	5/6	Coral Gables, Fla.	W	7-0	2002	3/15	Coral Gables, Fla.	L	3-4
1966	5/7	Coral Gables, Fla.	W	3-2	2002	3/16	Coral Gables, Fla.	W	8-3
1967	5/5	Winter Park, Fla.	L	5-6	2002	3/17	Coral Gables, Fla.	L	5-9
1967	5/6	Winter Park, Fla.	L	5-10	2003	3/14	Coral Gables, Fla.	W	15-5
1968	5/3	Coral Gables, Fla.	W	6-5	2003	3/16	Coral Gables, Fla.	L	7-8
1968	5/4	Coral Gables, Fla.	W	4-2	2004	3/12	Coral Gables, Fla.	W	12-2
1969	5/2	Winter Park, Fla.	W	5-0 (7)	2004	3/13	Coral Gables, Fla.	W	10-5
1969	5/3	Winter Park, Fla.	L	1-3 (7)	2004	3/14	Coral Gables, Fla.	W	6-5
1970	5/1	Coral Gables, Fla.	L	0-2	2005	3/16	Coral Gables, Fla.	W	13-2
1970	5/2	Coral Gables, Fla.	L	2-8	2007	3/14	Coral Gables, Fla.	W	4-1
1971	5/7	Winter Park, Fla.	W	8-7	2009	2/20	Coral Gables, Fla.	W	6-1
1971	5/8	Winter Park, Fla.	L	0-5	2009	2/21	Coral Gables, Fla.	W	4-2
1972	4/3	Coral Gables, Fla.	W	5-4 (10)	2009	2/21	Coral Gables, Fla.	L	4-5
1972	4/3	Coral Gables, Fla.	L	3-10	2009	2/22	Coral Gables, Fla.	W	18-9
1973	5/7	Winter Park, Fla.	W	6-4	2010	2/19	Coral Gables, Fla.	W	12-1
1973	5/8	Winter Park, Fla.	W	6-2	2010	2/20	Coral Gables, Fla.	W	10-8
1974	4/12	Coral Gables, Fla.	W	9-6	2010	2/21	Coral Gables, Fla.	W	9-7
1974	4/13	Coral Gables, Fla.	L	4-8	2011	2/18	Coral Gables, Fla.	W	2-1 (11)
1975	5/8	Winter Park, Fla.	L	5-6	2011	2/19	Coral Gables, Fla.	L	5-6 (10)
1992	4/5	Coral Gables, Fla.	W	9-1	2011	2/20	Coral Gables, Fla.	W	5-3
1994	4/5	Coral Gables, Fla.	L	2-4	2012	2/17	Coral Gables, Fla.	W	6-2
					2012	2/18	Coral Gables, Fla.	W	4-1
					2012	2/19	Coral Gables, Fla.	W	9-7
					2013	2/16	Coral Gables, Fla.	W	5-4
					2013	2/16	Coral Gables, Fla.	W	4-1 (7)
					2013	2/17	Coral Gables, Fla.	W	7-0
					2015	2/13	Coral Gables, Fla.	W	5-2
					2015	2/14	Coral Gables, Fla.	W	9-5
					2015	2/14	Coral Gables, Fla.	W	9-3
					2015	2/15	Coral Gables, Fla.	W	25-4
					2016	2/19	Coral Gables, Fla.	W	4-1
					2016	2/20	Coral Gables, Fla.	W	2-0
					2016	2/21	Coral Gables, Fla.	W	8-1
					2017	2/17	Coral Gables, Fla.	W	3-0
					2017	2/18	Coral Gables, Fla.	W	8-4
					2017	2/19	Coral Gables, Fla.	L	6-17
					2018	2/16	Coral Gables, Fla.	W	7-1
					2018	2/17	Coral Gables, Fla.	W	8-5
					2018	2/18	Coral Gables, Fla.	L	5-7

Coral Gables: Miami leads, 23-22

Winter Park: Rollins leads, 27-13

RUTGERS

MIAMI LEADS, 63-14

YEAR	DATE	SITE	W/L	SCORE
1967	3/18	Coral Gables, Fla.	W	3-2
1967	3/18	Coral Gables, Fla.	W	2-1
1967	3/21	Coral Gables, Fla.	L	2-6
1968	3/18	Coral Gables, Fla.	L	2-4
1970	3/24	Coral Gables, Fla.	W	2-0
1971	3/24	Coral Gables, Fla.	W	11-5
1971	3/25	Coral Gables, Fla.	W	14-8
1984	3/18	Coral Gables, Fla.	W	11-4
1985	3/17	Coral Gables, Fla.	W	9-3 (7)
1986	3/18	Coral Gables, Fla.	W	7-6
1987	3/17	Coral Gables, Fla.	L	7-12
1988	3/22	Coral Gables, Fla.	W	4-2
1988	3/23	Coral Gables, Fla.	W	8-2
1989	3/24	Coral Gables, Fla.	W	16-8
1989	3/25	Coral Gables, Fla.	W	7-4
1990	3/16	Coral Gables, Fla.	W	6-2
1990	3/17	Coral Gables, Fla.	W	6-3
1991	3/22	Coral Gables, Fla.	W	5-2

Coral Gables: Miami leads, 63-14

ALL-TIME SERIES RESULTS



SAM HOUSTON STATE

SAM HOUSTON STATE LEADS, 1-0

YEAR	DATE	SITE	W/L	SCORE
1996	5/23+	Austin, Texas	L	4-5

Neutral Site: Sam Houston State leads, 1-0

SAN DIEGO STATE

MIAMI LEADS, 4-0

YEAR	DATE	SITE	W/L	SCORE
2001	3/2	Minneapolis, Minn.	W	8-6
2003	2/21	Coral Gables, Fla.	W	6-3
2003	2/22	Coral Gables, Fla.	W	4-1
2003	2/23	Coral Gables, Fla.	W	6-3

Coral Gables: Miami leads, 3-0

Neutral Site: Miami leads, 1-0

SAN FRANCISCO

MIAMI LEADS, 1-0

YEAR	DATE	SITE	W/L	SCORE
2006	6/2+	Lincoln, Neb.	W	11-2

Neutral Site: Miami leads, 1-0

SAVANNAH STATE

MIAMI LEADS, 7-0

YEAR	DATE	SITE	W/L	SCORE
2001	4/6	Coral Gables, Fla.	W	13-4
2001	4/7	Coral Gables, Fla.	W	7-2
2001	4/8	Coral Gables, Fla.	W	16-5
2003	5/16	Coral Gables, Fla.	W	12-7
2003	5/17	Coral Gables, Fla.	W	11-2
2003	5/17	Coral Gables, Fla.	W	6-4
2003	5/18	Coral Gables, Fla.	W	11-3

Coral Gables: Miami leads, 7-0

SETON HALL

MIAMI LEADS, 21-4

YEAR	DATE	SITE	W/L	SCORE
1974	3/18	Coral Gables, Fla.	W	4-3 (10)
1974	3/20	Coral Gables, Fla.	W	6-2
1976	3/23	Coral Gables, Fla.	W	9-3
1976	3/26	Coral Gables, Fla.	W	5-1
1977	3/18	Coral Gables, Fla.	W	16-5
1982	2/11	Coral Gables, Fla.	W	3-1
1982	2/12	Coral Gables, Fla.	L	13-14
1982	2/15	Coral Gables, Fla.	W	7-2
1983	2/17	Coral Gables, Fla.	W	11-4
1983	2/18	Coral Gables, Fla.	W	8-4
1984	2/16	Coral Gables, Fla.	L	2-5
1984	2/19	Coral Gables, Fla.	W	15-2
1985	2/18	Coral Gables, Fla.	W	9-4
1986	2/16	Coral Gables, Fla.	W	5-1
1986	2/17	Coral Gables, Fla.	W	5-0
1987	2/15	Coral Gables, Fla.	L	5-11
1988	2/14	Coral Gables, Fla.	W	9-4
1989	2/19	Coral Gables, Fla.	W	11-2
1989	2/20	Coral Gables, Fla.	L	1-5

YEAR	DATE	SITE	W/L	SCORE
1990	2/2	Coral Gables, Fla.	W	7-0
1990	2/3	Coral Gables, Fla.	W	17-3
1990	2/4	Coral Gables, Fla.	W	8-2
1992	2/7	Coral Gables, Fla.	W	14-2
1992	2/8	Coral Gables, Fla.	W	25-3
1992	2/9	Coral Gables, Fla.	W	4-1

Coral Gables: Miami leads, 21-4

SOUTH ALABAMA

MIAMI LEADS, 15-8

YEAR	DATE	SITE	W/L	SCORE
1973	5/24+	Starkville, Miss.	W	5-3
1980	2/29	Coral Gables, Fla.	W	2-0
1980	3/1	Coral Gables, Fla.	L	4-7
1980	3/2	Coral Gables, Fla.	W	7-1
1980	5/25+	Coral Gables, Fla.	W	15-6
1981	5/13	Mobile, Ala.	W	3-0
1981	5/14	Mobile, Ala.	W	4-1
1981	5/15	Mobile, Ala.	W	5-2
1982	4/22	Coral Gables, Fla.	W	7-2
1983	5/6	Mobile, Ala.	L	0-10
1983	5/7	Mobile, Ala.	L	1-2 (6)
1983	5/8	Mobile, Ala.	W	7-3
1983	5/28+	Tallahassee, Fla.	W	14-5
1984	5/27+	Tallahassee, Fla.	L	4-6
1984	5/28+	Tallahassee, Fla.	W	10-2
1985	2/1	Coral Gables, Fla.	W	14-5
1985	2/2	Coral Gables, Fla.	W	12-9
1985	2/3	Coral Gables, Fla.	L	5-7
1986	4/9	Mobile, Ala.	L	4-8
1993	5/27+	Baton Rouge, La.	L	3-7
1997	1/31	Coral Gables, Fla.	W	4-2
1997	2/1	Coral Gables, Fla.	L	7-9
1997	2/2	Coral Gables, Fla.	W	16-4

Coral Gables: Miami leads, 8-3

Mobile: Miami leads, 4-3

Neutral Site: Miami leads, 3-2

SOUTH CAROLINA

MIAMI LEADS, 24-9

YEAR	DATE	SITE	W/L	SCORE
1974	5/25+	Starkville, Miss.	W	5-0
1974	5/26+	Starkville, Miss.	L	1-3
1974	5/27+	Starkville, Miss.	W	2-1
1979	5/10	Columbia, S.C.	W	9-0
1979	5/11	Columbia, S.C.	W	9-0 (F)
1979	5/13	Columbia, S.C.	W	3-1
1979	5/14	Columbia, S.C.	W	6-1
1980	4/2	Coral Gables, Fla.	W	9-0
1980	4/3	Coral Gables, Fla.	W	5-0
1980	4/4	Coral Gables, Fla.	L	5-15
1980	4/5	Coral Gables, Fla.	L	1-8
1982	3/12	Coral Gables, Fla.	W	2-1
1982	3/13	Coral Gables, Fla.	W	4-3 (12)
1982	3/14	Coral Gables, Fla.	W	8-6
1982	3/15	Coral Gables, Fla.	W	4-3
1982	4/14	Columbia, S.C.	W	11-3
1982	4/15	Columbia, S.C.	W	12-8
1982	4/16	Columbia, S.C.	L	2-6
1982	4/17	Columbia, S.C.	W	19-3 (8)
1983	5/13	Coral Gables, Fla.	L	3-4
1983	5/14	Coral Gables, Fla.	W	9-7

ALL-TIME SERIES RESULTS

YEAR	DATE	SITE	W/L	SCORE	YEAR	DATE	SITE	W/L	SCORE
1983	5/15	Coral Gables, Fla.	W	6-5 (10)	1981	3/13	Coral Gables, Fla.	W	5-0
1984	3/9	Coral Gables, Fla.	L	9-14	1981	3/14	Coral Gables, Fla.	W	6-4
1984	3/10	Coral Gables, Fla.	W	6-3	1981	3/18	Coral Gables, Fla.	W	11-5
1984	3/11	Coral Gables, Fla.	W	13-11	1981	3/21	Coral Gables, Fla.	W	7-4
1986	5/24+	Coral Gables, Fla.	W	7-5	1983	3/12	Coral Gables, Fla.	W	12-3
1988	5/29+	Coral Gables, Fla.	W	10-3	1983	3/17	Coral Gables, Fla.	L	7-13
1992	5/24+	Coral Gables, Fla.	W	17-2	1983	3/19	Coral Gables, Fla.	W	9-0
1998	5/23+	Coral Gables, Fla.	W	14-2	1983	3/19	Coral Gables, Fla.	W	7-3
2002	6/7\$	Columbia, S.C.	L	7-10	1984	3/14	Coral Gables, Fla.	W	4-3
2002	6/8\$	Columbia, S.C.	W	5-2	1984	3/16	Coral Gables, Fla.	W	10-7
2002	6/9\$	Columbia, S.C.	L	4-6	1984	3/17	Coral Gables, Fla.	W	11-7
2004	6/22#	Omaha, Neb.	L	11-15	1985	3/14	Coral Gables, Fla.	W	12-4
					1985	3/15	Coral Gables, Fla.	W	2-0
					1985	3/16	Coral Gables, Fla.	W	7-6
					1986	3/8	Coral Gables, Fla.	W	4-1
					1986	3/14	Coral Gables, Fla.	W	5-2
					1987	3/13	Coral Gables, Fla.	W	9-4
					1987	3/14	Coral Gables, Fla.	W	7-0
					1988	3/11	Coral Gables, Fla.	W	7-6
					1988	3/12	Coral Gables, Fla.	W	6-5
					1989	3/10	Coral Gables, Fla.	W	6-0
					1989	3/11	Coral Gables, Fla.	W	10-6
					1990	3/9	Coral Gables, Fla.	W	5-1
					1990	3/10	Coral Gables, Fla.	L	0-1
					1991	3/8	Coral Gables, Fla.	L	1-2
					1991	3/9	Coral Gables, Fla.	W	12-0
					1992	3/20	Coral Gables, Fla.	W	9-1
					1992	3/21	Coral Gables, Fla.	W	5-1
					1993	3/18	Coral Gables, Fla.	W	6-2
					1994	3/18	Coral Gables, Fla.	W	5-1
					1994	3/19	Coral Gables, Fla.	W	12-3
					1995	3/14	Coral Gables, Fla.	W	5-4
					1995	3/15	Coral Gables, Fla.	W	5-3

Coral Gables: Miami leads, 14-4

Columbia: Miami leads, 8-3

Neutral Site: Tied, 2-2

SOUTHERN CALIFORNIA

MIAMI LEADS, 8-5

YEAR	DATE	SITE	W/L	SCORE
1974	6/12#	Omaha, Neb.	W	7-3
1974	6/15#	Omaha, Neb.	L	3-7
1978	6/2#	Omaha, Neb.	L	3-9
1981	2/6	Coral Gables, Fla.	W	7-6
1981	2/7	Coral Gables, Fla.	W	6-3
1981	2/8	Coral Gables, Fla.	W	10-9 (13)
1985	4/5	Oklahoma City, Okla.	W	11-1
1985	4/7	Oklahoma City, Okla.	W	8-6
1995	6/2#	Omaha, Neb.	W	15-10
1995	6/7#	Omaha, Neb.	L	5-7
1995	6/9#	Omaha, Neb.	L	3-7
2001	6/11#	Omaha, Neb.	W	4-3
2002	3/1	Fullerton, Calif.	L	10-11

Coral Gables: Miami leads, 3-0

Neutral Site: Tied, 5-5

SOUTHERN ILLINOIS

MIAMI LEADS, 46-11

YEAR	DATE	SITE	W/L	SCORE
1972	3/23	Coral Gables, Fla.	W	6-0
1972	3/26	Coral Gables, Fla.	L	1-7
1973	3/17	Coral Gables, Fla.	W	13-12
1973	3/18	Coral Gables, Fla.	W	12-1
1974	3/26	Coral Gables, Fla.	W	6-1
1974	3/29	Coral Gables, Fla.	W	6-1
1974	6/13#	Omaha, Neb.	L	3-4
1976	3/13	Coral Gables, Fla.	W	13-0
1976	3/14	Coral Gables, Fla.	W	19-3
1976	3/15	Coral Gables, Fla.	L	2-9
1976	3/16	Coral Gables, Fla.	W	9-6
1977	3/19	Coral Gables, Fla.	W	13-7
1977	3/23	Coral Gables, Fla.	L	4-7
1977	3/26	Coral Gables, Fla.	W	1-0
1978	3/17	Coral Gables, Fla.	L	0-12
1978	3/21	Coral Gables, Fla.	W	3-1
1978	3/24	Coral Gables, Fla.	W	4-2
1979	3/10	Coral Gables, Fla.	W	11-2
1979	3/13	Coral Gables, Fla.	L	0-7
1979	3/16	Coral Gables, Fla.	W	5-3
1980	3/17	Coral Gables, Fla.	W	5-1
1980	3/18	Coral Gables, Fla.	L	2-5
1980	3/20	Coral Gables, Fla.	W	9-4
1980	3/22	Coral Gables, Fla.	W	8-1

Coral Gables: Miami leads, 46-10

Neutral Site: Southern Illinois leads, 1-0

ST. BONAVENTURE

TIED, 1-1

YEAR	DATE	SITE	W/L	SCORE
2004	6/4+	Coral Gables, Fla.	W	6-3
2007	3/6	Coral Gables, Fla.	L	2-5

Coral Gables: Tied, 1-1

ST. FRANCIS BROOKLYN

MIAMI LEADS, 5-0

YEAR	DATE	SITE	W/L	SCORE
1979	3/27	Coral Gables, Fla.	W	10-3
1979	3/28	Coral Gables, Fla.	W	15-5
1988	3/17	Coral Gables, Fla.	W	10-5
1990	2/21	Coral Gables, Fla.	W	10-2
1990	2/25	Coral Gables, Fla.	W	17-1

Coral Gables: Miami leads, 5-0

ALL-TIME SERIES RESULTS



ST. JOHN'S

MIAMI LEADS, 3-0

YEAR	DATE	SITE	W/L	SCORE
2013	5/3	Coral Gables, Fla.	W	12-3
2013	5/4	Coral Gables, Fla.	W	4-2
2013	5/5	Coral Gables, Fla.	W	6-4

Coral Gables: Miami leads, 3-0

ST. JOSEPH'S

MIAMI LEADS, 19-1

YEAR	DATE	SITE	W/L	SCORE
1972	3/10	Coral Gables, Fla.	L	3-6
1972	3/11	Coral Gables, Fla.	W	7-1
1972	3/11	Coral Gables, Fla.	W	4-3
1972	3/12	Coral Gables, Fla.	W	5-2
1973	3/6	Coral Gables, Fla.	W	9-2
1973	3/7	Coral Gables, Fla.	W	4-3
1974	3/5	Coral Gables, Fla.	W	9-2
1974	3/6	Coral Gables, Fla.	W	5-2
1975	3/2	Coral Gables, Fla.	W	10-7
1975	3/2	Coral Gables, Fla.	W	4-1
1978	3/6	Coral Gables, Fla.	W	11-0
1978	3/7	Coral Gables, Fla.	W	6-4
1979	3/6	Coral Gables, Fla.	W	6-2
1979	3/9	Coral Gables, Fla.	W	8-5
1980	3/4	Coral Gables, Fla.	W	6-0
1980	3/5	Coral Gables, Fla.	W	12-4
1981	3/2	Coral Gables, Fla.	W	14-4
1981	3/3	Coral Gables, Fla.	W	11-0
1981	3/4	Coral Gables, Fla.	W	15-7
2009	3/10	Coral Gables, Fla.	W	11-6

Coral Gables: Miami leads, 19-1

ST. LEO

MIAMI LEADS, 10-1

YEAR	DATE	SITE	W/L	SCORE
1968	4/5	Coral Gables, Fla.	W	8-1
1968	4/6	Coral Gables, Fla.	W	1-0
1968	4/6	Coral Gables, Fla.	W	11-0
1969	4/9	Dade City, Fla.	L	10-11
1977	2/22	Coral Gables, Fla.	W	5-0
1977	2/23	Coral Gables, Fla.	W	6-5
1980	2/26	Coral Gables, Fla.	W	7-2
1980	2/27	Coral Gables, Fla.	W	20-2
1981	4/29	Coral Gables, Fla.	W	14-2
1981	4/30	Coral Gables, Fla.	W	8-1
1983	3/30	Coral Gables, Fla.	W	8-4

Coral Gables: Miami leads, 10-0

Neutral Site: St. Leo leads, 1-0

SAINT MARY'S

MIAMI LEADS, 3-0

YEAR	DATE	SITE	W/L	SCORE
2008	5/2	Coral Gables, Fla.	W	10-6
2008	5/3	Coral Gables, Fla.	W	5-0
2008	5/4	Coral Gables, Fla.	W	15-3

Coral Gables: Miami leads, 3-0

ST. PETER'S

MIAMI LEADS, 1-0

YEAR	DATE	SITE	W/L	SCORE
2003	3/18	Coral Gables, Fla.	W	16-2

Coral Gables: Miami leads, 1-0

ST. THOMAS (FL)

MIAMI LEADS, 23-2

YEAR	DATE	SITE	W/L	SCORE
1985	2/20	Coral Gables, Fla.	L	1-4
1986	3/4	Coral Gables, Fla.	L	9-10
1988	3/1	Coral Gables, Fla.	W	6-2
1989	4/18	Coral Gables, Fla.	W	9-0
1990	4/7	Coral Gables, Fla.	W	13-2
1990	4/18	Coral Gables, Fla.	W	6-2
1991	4/6	Coral Gables, Fla.	W	6-3
1991	4/17	Coral Gables, Fla.	W	4-3 (12)
1992	4/17	Coral Gables, Fla.	W	11-1
1992	4/18	Coral Gables, Fla.	W	4-3 (12)
1992	4/28	Coral Gables, Fla.	W	11-1
1993	4/16	Coral Gables, Fla.	W	7-6 (15)
1993	4/17	Coral Gables, Fla.	W	8-6
1994	4/22	Coral Gables, Fla.	W	8-6
1994	4/23	Coral Gables, Fla.	W	9-4
1996	3/27	Coral Gables, Fla.	W	8-0
1996	4/10	Coral Gables, Fla.	W	15-2
1997	4/9	Coral Gables, Fla.	W	12-2
1998	4/17	Coral Gables, Fla.	W	12-8
1998	4/18	Coral Gables, Fla.	W	22-7
2009	3/17	Coral Gables, Fla.	W	8-0
2010	4/27	Coral Gables, Fla.	W	9-6
2012	3/28	Coral Gables, Fla.	W	11-4
2013	2/26	Coral Gables, Fla.	W	5-4
2016	2/24	Coral Gables, Fla.	W	7-6 (10)

Coral Gables: Miami leads, 23-2

STANFORD

MIAMI LEADS, 5-3

YEAR	DATE	SITE	W/L	SCORE
1985	6/1#	Omaha, Neb.	W	17-3
1988	4/29	Coral Gables, Fla.	W	9-3
1988	4/30	Coral Gables, Fla.	W	7-3
1998	6/7#	Omaha, Neb.	L	1-2
1990	4/1	Minneapolis, Minn.	W	4-3
1991	5/25+	Fresno, Calif.	L	7-15
2001	6/16#	Omaha, Neb.	W	12-1
2008	6/18#	Omaha, Neb.	L	3-8

Coral Gables: Miami leads, 2-0

Neutral Site: Tied, 3-3

HISTORY

ALL-TIME SERIES RESULTS

STETSON

MIAMI LEADS, 114-43

YEAR	DATE	SITE	W/L	SCORE
1947	4/24	Miami Beach, Fla.	W	4-1
1947	4/25	Miami Beach, Fla.	L	2-5
1948	4/19	DeLand, Fla.	W	14-3
1948	4/20	DeLand, Fla.	W	3-0
1948	5/11	Coral Gables, Fla.	W	3-2
1949	4/13	DeLand, Fla.	L	4-5
1949	4/14	DeLand, Fla.	L	6-8
1949	4/29	Coral Gables, Fla.	W	3-2
1949	4/30	Coral Gables, Fla.	W	9-3
1950	4/28	Coral Gables, Fla.	W	5-4
1950	4/29	Coral Gables, Fla.	W	10-7
1950	5/3	DeLand, Fla.	L	2-10
1950	5/4	DeLand, Fla.	W	13-7
1951	4/13	Coral Gables, Fla.	L	3-6
1951	4/14	Coral Gables, Fla.	L	3-7
1951	5/2	DeLand, Fla.	L	4-5
1951	5/3	DeLand, Fla.	L	8-13
1952	4/18	Coral Gables, Fla.	W	6-5
1952	4/19	Coral Gables, Fla.	L	4-5
1952	4/23	DeLand, Fla.	L	2-4
1952	4/24	DeLand, Fla.	L	4-6
1953	3/30	Coral Gables, Fla.	W	18-17
1953	3/31	Coral Gables, Fla.	L	0-6
1953	4/22	DeLand Fla.	L	4-11
1953	4/23	DeLand, Fla.	W	12-0
1954	4/16	Coral Gables, Fla.	W	5-1
1954	4/17	Coral Gables, Fla.	L	3-2
1954	4/30	DeLand, Fla.	L	2-10
1954	5/1	DeLand, Fla.	L	6-8
1955	4/8	Coral Gables, Fla.	W	6-0
1955	4/20	DeLand, Fla.	L	8-20
1955	4/21	DeLand, Fla.	W	10-6
1956	4/13	Coral Gables, Fla.	W	8-7 (12)
1956	4/14	Coral Gables, Fla.	W	4-3
1956	4/26	DeLand, Fla.	W	3-2
1956	4/26	DeLand, Fla.	W	2-0
1957	3/13	DeLand, Fla.	L	0-6
1957	3/14	DeLand, Fla.	W	5-4
1957	5/10	Coral Gables, Fla.	L	6-11
1957	5/11	Coral Gables, Fla.	W	9-7
1958	3/12	DeLand, Fla.	L	5-7
1958	5/9	Coral Gables, Fla.	W	3-0
1958	5/10	Coral Gables, Fla.	L	1-9
1959	5/8	Coral Gables, Fla.	W	10-3
1959	5/9	Coral Gables, Fla.	W	1-0 (10)
1960	4/11	DeLand, Fla.	W	5-0
1960	4/12	DeLand, Fla.	L	3-6
1960	5/6	Coral Gables, Fla.	W	6-0
1960	5/7	Coral Gables, Fla.	W	8-1
1961	4/14	DeLand, Fla.	L	1-6
1961	4/15	DeLand, Fla.	L	5-6
1961	5/5	Coral Gables, Fla.	W	3-2
1961	5/6	Coral Gables, Fla.	W	4-1
1962	4/13	DeLand, Fla.	W	14-7
1962	4/13	DeLand, Fla.	W	12-8
1962	4/14	DeLand, Fla.	W	7-2
1963	4/19	Coral Gables, Fla.	W	11-2
1963	4/20	Coral Gables, Fla.	W	1-0
1963	4/20	Coral Gables, Fla.	W	7-0
1964	4/24	DeLand, Fla.	W	12-4
1964	4/25	DeLand, Fla.	W	4-1
1964	4/25	DeLand, Fla.	W	13-4
1965	5/7	Coral Gables, Fla.	W	15-1
1965	5/8	Coral Gables, Fla.	W	3-2

YEAR	DATE	SITE	W/L	SCORE
1965	5/8	Coral Gables, Fla.	L	6-8
1967	5/8	DeLand, Fla.	W	9-0
1967	5/9	DeLand, Fla.	W	10-5
1968	5/10	Coral Gables, Fla.	W	2-1
1969	4/28	DeLand, Fla.	W	14-9
1969	4/29	DeLand, Fla.	L	5-6 (10)
1970	4/17	Coral Gables, Fla.	W	3-2
1970	4/18	Coral Gables, Fla.	W	3-2
1971	5/10	DeLand, Fla.	L	0-2
1971	5/11	DeLand, Fla.	W	4-3
1972	5/5	Coral Gables, Fla.	W	2-1
1972	5/6	Coral Gables, Fla.	W	7-0
1973	3/9	DeLand, Fla.	W	7-0
1973	3/10	DeLand, Fla.	W	4-0
1973	3/10	DeLand, Fla.	L	2-4
1974	5/10	Coral Gables, Fla.	L	7-9
1974	5/11	Coral Gables, Fla.	W	4-3
1975	3/4	DeLand, Fla.	W	12-5
1975	3/5	DeLand, Fla.	W	5-2
1976	4/30	Coral Gables, Fla.	W	14-1
1976	5/1	Coral Gables, Fla.	W	6-5 (12)
1977	2/18	DeLand, Fla.	L	6-7
1977	2/19	DeLand, Fla.	W	6-0
1978	4/28	Coral Gables, Fla.	W	10-2
1978	4/29	Coral Gables, Fla.	W	5-4 (10)
1979	4/20	DeLand, Fla.	W	12-3
1979	4/20	DeLand, Fla.	W	4-0
1979	4/21	DeLand, Fla.	W	14-10
1980	4/25	Coral Gables, Fla.	W	17-6
1980	4/26	Coral Gables, Fla.	W	11-4
1980	4/27	Coral Gables, Fla.	W	3-2 (10)
1981	4/8	DeLand, Fla.	W	6-5
1981	4/8	DeLand, Fla.	W	5-3
1981	4/9	DeLand, Fla.	L	3-9
1982	4/8	Coral Gables, Fla.	W	3-2
1982	4/9	Coral Gables, Fla.	W	14-7
1982	4/10	Coral Gables, Fla.	L	2-4
1982	5/29+	Coral Gables, Fla.	W	18-2
1982	5/30+	Coral Gables, Fla.	W	15-3
1983	4/5	DeLand, Fla.	L	4-5
1983	4/5	DeLand, Fla.	W	15-8
1983	4/6	DeLand, Fla.	W	14-6
1983	4/22	Coral Gables, Fla.	W	4-1
1983	4/23	Coral Gables, Fla.	W	12-9
1984	4/26	Coral Gables, Fla.	W	7-3
1984	4/27	Coral Gables, Fla.	W	11-1
1984	4/28	Coral Gables, Fla.	W	5-4
1984	5/26+	Tallahassee, Fla.	W	13-8
1985	4/29	DeLand, Fla.	W	12-10
1985	4/30	DeLand, Fla.	L	2-3
1985	4/30	DeLand, Fla.	W	4-3
1986	4/24	Coral Gables, Fla.	W	17-6
1986	4/25	Coral Gables, Fla.	W	12-4
1986	4/26	Coral Gables, Fla.	W	9-1
1987	3/31	DeLand, Fla.	W	8-2
1987	4/1	DeLand, Fla.	W	6-4
1988	5/20	Coral Gables, Fla.	W	6-4
1989	3/28	Coral Gables, Fla.	W	5-3
1989	3/29	Coral Gables, Fla.	L	8-9 (10)
1990	3/5	DeLand, Fla.	W	4-1
1990	3/6	DeLand, Fla.	W	5-4 (11)
1990	5/25+	Coral Gables, Fla.	W	4-3
1991	2/15	Coral Gables, Fla.	W	8-1
1991	2/16	Coral Gables, Fla.	W	2-0
1992	2/28	Coral Gables, Fla.	L	5-8
1992	2/29	Coral Gables, Fla.	W	7-2
1992	3/1	Coral Gables, Fla.	W	7-5

ALL-TIME SERIES RESULTS

YEAR	DATE	SITE	W/L	SCORE	YEAR	DATE	SITE	W/L	SCORE
1993	3/1	DeLand, Fla.	W	6-4	1962	5/2	Tampa, Fla.	W	5-0
1993	3/2	DeLand, Fla.	W	19-3	1963	4/5	Coral Gables, Fla.	W	4-3
1994	2/11	Coral Gables, Fla.	W	6-4	1963	4/6	Coral Gables, Fla.	W	7-5
1994	2/12	Coral Gables, Fla.	L	4-7	1963	4/6	Coral Gables, Fla.	L	2-3
1994	2/13	Coral Gables, Fla.	L	3-5	1964	4/10	Tampa, Fla.	W	10-0
1995	4/21	Coral Gables, Fla.	L	3-10	1964	4/11	Tampa, Fla.	W	9-6
1995	4/22	Coral Gables, Fla.	W	14-7	1964	4/11	Tampa, Fla.	W	5-4
1995	4/23	DeLand, Fla.	L	2-3	1965	4/26	Coral Gables, Fla.	W	3-2
1996	4/26	Coral Gables, Fla.	W	20-7	1965	4/26	Coral Gables, Fla.	W	4-2
1996	4/27	Coral Gables, Fla.	W	7-6	1965	4/27	Coral Gables, Fla.	W	5-1
1996	4/28	Coral Gables, Fla.	W	9-4	1966	5/2	Coral Gables, Fla.	W	1-0
1997	2/7	Coral Gables, Fla.	L	6-10	1966	5/3	Coral Gables, Fla.	W	5-2
1997	2/8	Coral Gables, Fla.	W	7-0	1967	5/1	Coral Gables, Fla.	W	5-0
1997	2/9	Coral Gables, Fla.	W	11-4	1967	5/2	Coral Gables, Fla.	W	10-0
1997	2/17	DeLand, Fla.	L	10-11	1968	5/6	Coral Gables, Fla.	W	8-3
1999	1/29	Coral Gables, Fla.	W	12-1	1968	5/7	Coral Gables, Fla.	W	1-0
1999	1/30	Coral Gables, Fla.	W	4-3 (10)	1969	5/9	Coral Gables, Fla.	W	13-0
2001	5/27+	Coral Gables, Fla.	W	16-8	1969	5/10	Coral Gables, Fla.	W	1-0 (11)
2007	4/25	Coral Gables, Fla.	W	7-3	1970	3/13	Coral Gables, Fla.	W	1-0
2012	4/18	Coral Gables, Fla.	W	3-2	1970	3/14	Coral Gables, Fla.	W	2-1
2013	4/10	Coral Gables, Fla.	W	8-2	1971	4/30	Coral Gables, Fla.	W	13-0 (7)
2014	3/12	DeLand, Fla.	L	3-7	1971	5/1	Coral Gables, Fla.	W	11-8
2015	3/11	Coral Gables, Fla.	W	7-0	1972	4/21	Coral Gables, Fla.	W	3-2
2016	3/9	Coral Gables, Fla.	W	4-2	1972	4/22	Coral Gables, Fla.	W	3-2
2016	6/3+	Coral Gables, Fla.	W	4-2	1973	4/27	Coral Gables, Fla.	W	3-2
					1973	4/28	Coral Gables, Fla.	W	20-1
					1974	4/26	Coral Gables, Fla.	W	7-2
					1974	4/27	Coral Gables, Fla.	W	11-1
					1975	4/13	Coral Gables, Fla.	W	12-1
					1975	4/15	Coral Gables, Fla.	W	6-5
					1976	2/27	Coral Gables, Fla.	W	4-1
					1976	2/28	Coral Gables, Fla.	W	4-0
					1976	3/4	Tampa, Fla.	W	3-1
					1977	4/7	Coral Gables, Fla.	W	10-1
					1978	4/8	Coral Gables, Fla.	W	5-4
					1978	4/8	Coral Gables, Fla.	W	9-2
					1985	2/27	Coral Gables, Fla.	W	17-4
					1986	5/6	Coral Gables, Fla.	W	8-7 (10)
					1987	2/17	Coral Gables, Fla.	L	1-5
					1988	4/26	Coral Gables, Fla.	W	8-5
					1989	5/9	Coral Gables, Fla.	L	12-13
					1990	4/25	Coral Gables, Fla.	W	2-1 (10)
					1991	2/12	Coral Gables, Fla.	W	6-1
					1992	5/12	Coral Gables, Fla.	W	5-1
					1992	5/13	Coral Gables, Fla.	W	12-11
					1993	4/30	Coral Gables, Fla.	W	6-2
					1993	5/1	Coral Gables, Fla.	W	11-3
					1994	5/7	Coral Gables, Fla.	W	10-4
					1994	5/8	Coral Gables, Fla.	W	3-0
					1995	3/31	Coral Gables, Fla.	W	19-7
					1995	4/1	Coral Gables, Fla.	W	7-5
					1996	4/20	Coral Gables, Fla.	W	5-3
					1996	4/21	Coral Gables, Fla.	W	2-1

Coral Gables: Miami leads, 73-16

DeLand: Miami leads, 39-26

Neutral Site: Miami leads, 2-1

STONY BROOK

TIED, 1-1

YEAR	DATE	SITE	W/L	SCORE
2003	3/19	Coral Gables, Fla.	W	9-8
2012	6/1+	Coral Gables, Fla.	L	2-10

Coral Gables: Tied, 1-1

TAMPA

MIAMI LEADS, 67-9

YEAR	DATE	SITE	W/L	SCORE
1940	-	-	L	5-7
1947	4/18	Coral Gables, Fla.	W	3-1
1947	5/16	Coral Gables, Fla.	W	9-2
1948	4/22	Tampa, Fla.	L	0-1 (10)
1948	5/21	Coral Gables, Fla.	W	7-0
1948	5/22	Coral Gables, Fla.	W	10-7
1949	4/22	Coral Gables, Fla.	W	3-2
1949	4/23	Coral Gables, Fla.	W	14-3
1952	5/16	Coral Gables, Fla.	W	9-4
1952	5/17	Coral Gables, Fla.	W	13-6
1957	5/3	Coral Gables, Fla.	W	7-6
1958	4/16	Tampa, Fla.	L	3-4
1958	4/17	Tampa, Fla.	L	1-3
1958	4/25	Coral Gables, Fla.	W	5-2
1958	4/26	Coral Gables, Fla.	W	4-1
1959	4/20	Tampa, Fla.	L	3-5
1959	4/21	Tampa, Fla.	L	1-5
1960	4/22	Coral Gables, Fla.	W	5-2
1960	5/12	Tampa, Fla.	W	3-1
1961	4/10	Tampa, Fla.	W	5-2 (12)
1961	4/10	Tampa, Fla.	W	4-2
1962	5/1	Tampa, Fla.	W	8-7 (12)
1962	5/2	Tampa, Fla.	W	7-6

Coral Gables: Miami leads, 57-3

Tampa: Miami leads, 10-5

ALL-TIME SERIES RESULTS

TENNESSEE

MIAMI LEADS, 13-6

YEAR	DATE	SITE	W/L	SCORE
1989	2/17	Coral Gables, Fla.	W	4-1
1989	2/18	Coral Gables, Fla.	L	5-6 (11)
1994	2/4	Coral Gables, Fla.	W	6-0
1994	2/5	Coral Gables, Fla.	W	3-1
1994	2/6	Coral Gables, Fla.	W	1-0
1996	4/16	Knoxville, Tenn.	L	1-12
1996	4/17	Knoxville, Tenn.	L	2-4
1996	4/18	Knoxville, Tenn.	L	1-15
2001	6/9#	Omaha, Neb.	W	21-13
2001	6/14#	Omaha, Neb.	W	12-6
2002	2/1	Coral Gables, Fla.	W	5-4
2002	2/2	Coral Gables, Fla.	L	4-7
2002	2/3	Coral Gables, Fla.	W	9-4
2003	3/7	Knoxville, Tenn.	W	5-2
2003	3/8	Knoxville, Tenn.	W	8-4
2003	3/9	Knoxville, Tenn.	W	10-4
2004	2/20	Coral Gables, Fla.	W	8-7
2004	2/21	Coral Gables, Fla.	L	11-14
2004	2/22	Coral Gables, Fla.	W	14-3

Coral Gables: Miami leads, 8-3

Knoxville: Tied, 3-3

Neutral Site: Miami leads, 2-0

TEXAS

TEXAS LEADS, 21-19

YEAR	DATE	SITE	W/L	SCORE
1976	5/30+	Arlington, Texas	L	0-5
1981	6/4#	Omaha, Neb.	L	4-5
1982	6/10#	Omaha, Neb.	W	2-1
1985	6/5#	Omaha, Neb.	L	4-8
1985	6/9#	Omaha, Neb.	W	2-1
1985	6/11#	Omaha, Neb.	W	10-6
1986	2/8	Coral Gables, Fla.	W	5-3
1986	2/9	Coral Gables, Fla.	W	10-7
1987	2/8	Austin, Texas	L	6-16
1987	2/9	Austin, Texas	L	7-8
1988	2/27	Coral Gables, Fla.	L	5-8
1988	2/28	Coral Gables, Fla.	W	3-2
1989	2/25	Austin, Texas	W	6-5
1989	2/26	Austin, Texas	L	2-5
1989	2/27	Austin, Texas	L	5-6
1989	6/5#	Omaha, Neb.	L	2-12
1990	2/16	Coral Gables, Fla.	W	6-5
1990	2/17	Coral Gables, Fla.	W	7-1
1990	2/18	Coral Gables, Fla.	W	7-6
1991	2/8	Austin, Texas	L	2-6
1991	2/9	Austin, Texas	L	5-7
1991	2/10	Austin, Texas	W	6-5
1992	5/1	Coral Gables, Fla.	W	6-1
1992	5/2	Coral Gables, Fla.	W	3-2
1992	5/3	Coral Gables, Fla.	L	3-10
1993	2/5	Austin, Texas	L	6-17
1993	2/6	Austin, Texas	L	6-7
1993	2/7	Austin, Texas	L	11-12 (10)
1996	5/25+	Austin, Texas	W	9-7
1997	3/1	Austin, Texas	L	3-4
1997	3/2	Austin, Texas	L	3-22
1997	3/3	Austin, Texas	L	12-13
1998	2/27	Coral Gables, Fla.	W	5-4
1998	2/28	Coral Gables, Fla.	W	9-5
1998	3/1	Coral Gables, Fla.	L	7-8

1999	2/26	Coral Gables, Fla.	W	7-1
1999	2/27	Coral Gables, Fla.	W	6-4
1999	2/28	Coral Gables, Fla.	W	14-11
2003	6/14#	Omaha, Neb.	L	2-13
2003	6/17#	Omaha, Neb.	L	1-5

Coral Gables: Miami leads, 13-3

Austin: Texas leads, 12-3

Neutral Site: Texas leads, 6-3

TEXAS A&M

MIAMI LEADS, 8-3

YEAR	DATE	SITE	W/L	SCORE
1979	3/14	Coral Gables, Fla.	W	3-1
1979	3/17	Coral Gables, Fla.	L	3-4 (12)
1980	4/11	College Station, Texas	W	8-1
1980	4/12	College Station, Texas	W	4-1 (7)
1983	3/11	Coral Gables, Fla.	W	5-1
1983	3/14	Coral Gables, Fla.	W	16-4
1995	5/29+	Coral Gables, Fla.	L	0-4
1995	5/29+	Coral Gables, Fla.	W	5-2
2010	6/5+	Coral Gables, Fla.	W	14-1
2010	6/6+	Coral Gables, Fla.	L	7-11
2010	6/7+	Coral Gables, Fla.	W	10-3

Coral Gables: Miami leads, 6-3

College Station: Miami leads, 2-0

TEXAS TECH

TIED, 2-2

YEAR	DATE	SITE	W/L	SCORE
1998	5/23+	Coral Gables, Fla.	W	13-0
2014	5/31+	Coral Gables, Fla.	L	0-3
2014	6/1+	Coral Gables, Fla.	W	2-1 (10)
2014	6/2+	Coral Gables, Fla.	L	0-4

Coral Gables: Tied, 2-2

THE CITADEL

TIED, 3-3

YEAR	DATE	SITE	W/L	SCORE
1979	5/18+	Coral Gables, Fla.	W	3-1 (16)
1990	5/28+	Coral Gables, Fla.	L	2-6
1990	5/29+	Coral Gables, Fla.	L	1-4
2003	2/28	Coral Gables, Fla.	L	7-8
2003	3/1	Coral Gables, Fla.	W	6-1
2003	3/2	Coral Gables, Fla.	W	14-6

Coral Gables: Tied, 3-3

TOLEDO

MIAMI LEADS, 1-0

YEAR	DATE	SITE	W/L	SCORE
1997	3/22	Coral Gables, Fla.	W	22-3

Coral Gables: Miami leads, 1-0

ALL-TIME SERIES RESULTS



HISTORY

TOWSON

MIAMI LEADS, 1-0

YEAR	DATE	SITE	W/L	SCORE
1988	5/25+	Coral Gables, Fla.	W	4-0

Coral Gables: Miami leads, 1-0

TROY

MIAMI LEADS, 1-0

YEAR	DATE	SITE	W/L	SCORE
1978	4/15	Atlanta, Ga.	W	12-4

Neutral Site: Miami leads, 1-0

TULANE

MIAMI LEADS, 9-8

YEAR	DATE	SITE	W/L	SCORE
1970	4/19	Coral Gables, Fla.	L	7-9 (7)
1970	4/19	Coral Gables, Fla.	W	1-0 (7)
1970	4/20	Coral Gables, Fla.	W	6-2
1971	4/17	Coral Gables, Fla.	W	4-0
1971	4/17	Coral Gables, Fla.	L	3-4
1971	4/18	Coral Gables, Fla.	W	7-5
1972	4/8	New Orleans, La.	L	6-7
1972	4/9	New Orleans, La.	L	1-3
1995	4/18	Coral Gables, Fla.	W	3-2
1995	4/19	Coral Gables, Fla.	W	9-8
1995	4/20	Coral Gables, Fla.	W	2-1
1977	3/11	New Orleans, La.	W	11-6
1984	3/24	Coral Gables, Fla.	L	4-9
1987	2/22	New Orleans, La.	L	3-4 (11)
1988	4/15	Coral Gables, Fla.	W	8-2
1988	4/16	Coral Gables, Fla.	L	1-4
1991	3/3	New Orleans, La.	L	2-5

Coral Gables: Miami leads, 8-4

New Orleans: Tulane leads, 4-1

UCF

MIAMI LEADS, 22-7

YEAR	DATE	SITE	W/L	SCORE
1985	5/11	Coral Gables, Fla.	L	6-7
1985	5/12	Coral Gables, Fla.	W	18-5
1985	5/12	Coral Gables, Fla.	W	28-5
1989	2/5	Coral Gables, Fla.	W	4-1
1989	2/6	Coral Gables, Fla.	W	5-1
1989	2/7	Coral Gables, Fla.	W	15-0
1989	5/27+	Gainesville, Fla.	W	10-1
1990	2/11	Orlando, Fla.	W	4-2
1990	5/18	Coral Gables, Fla.	W	4-3
1990	5/19	Coral Gables, Fla.	W	9-0
1993	3/31	Coral Gables, Fla.	W	11-2
1995	2/11	Kissimmee, Fla.	W	6-0
1995	2/12	Kissimmee, Fla.	W	5-4
1995	4/26	Coral Gables, Fla.	W	20-4
1995	4/27	Coral Gables, Fla.	L	5-11
2010	3/9	Orlando, Fla.	W	19-2
2010	3/23	Coral Gables, Fla.	L	3-6
2011	3/22	Coral Gables, Fla.	W	4-1
2012	3/14	Orlando, Fla.	W	3-2
2012	4/4	Coral Gables, Fla.	L	1-4
2013	3/6	Coral Gables, Fla.	W	5-0

YEAR	DATE	SITE	W/L	SCORE
2014	3/18	Coral Gables, Fla.	L	2-9
2014	4/9	Orlando, Fla.	W	6-5
2015	4/15	Coral Gables, Fla.	W	4-2
2016	3/16	Orlando, Fla.	W	5-2
2016	4/13	Coral Gables, Fla.	W	8-4
2017	5/10	Coral Gables, Fla.	L	2-5
2018	3/14	Orlando, Fla.	W	4-3
2018	4/11	Coral Gables, Fla.	L	0-4

Coral Gables: Miami leads, 13-7

Orlando/Kissimmee: Miami leads, 8-0

Neutral Site: Miami leads, 1-0

UCLA

MIAMI LEADS, 13-1

YEAR	DATE	SITE	W/L	SCORE
1984	2/10	Coral Gables, Fla.	W	6-5
1984	2/11	Coral Gables, Fla.	W	7-6
1984	2/12	Coral Gables, Fla.	W	7-6
1996	5/26+	Austin, Texas	W	8-4
1997	5/31#	Omaha, Neb.	W	7-3
2002	3/23	Coral Gables, Fla.	W	8-7
2002	3/24	Coral Gables, Fla.	W	8-2
2002	3/25	Coral Gables, Fla.	W	5-1
2006	2/10	Los Angeles, Calif.	W	3-1
2006	2/11	Los Angeles, Calif.	L	4-7
2006	2/12	Los Angeles, Calif.	W	5-2
2007	2/9	Coral Gables, Fla.	W	1-0
2007	2/10	Coral Gables, Fla.	W	9-8
2007	2/11	Coral Gables, Fla.	W	7-3

Coral Gables: Miami leads, 9-0

Los Angeles: Miami leads, 2-1

Neutral Site: Miami leads, 2-0

UCSB

UCSB LEADS, 1-0

YEAR	DATE	SITE	W/L	SCORE
2016	6/20#	Omaha, Neb.	L	3-5

Neutral Site: UCSB leads, 1-0

USF

MIAMI LEADS, 83-29

YEAR	DATE	SITE	W/L	SCORE
1967	4/25	Coral Gables, Fla.	W	11-0
1967	4/26	Coral Gables, Fla.	L	8-9
1968	4/27	Coral Gables, Fla.	W	7-3
1968	4/27	Coral Gables, Fla.	L	1-12
1969	4/18	Tampa, Fla.	W	9-5 (10)
1969	4/19	Tampa, Fla.	W	15-7
1970	4/6	Coral Gables, Fla.	W	2-0
1970	4/7	Coral Gables, Fla.	W	11-2
1971	4/23	Tampa, Fla.	W	6-3
1971	4/24	Tampa, Fla.	W	4-1
1972	4/14	Coral Gables, Fla.	W	22-4
1972	4/15	Coral Gables, Fla.	L	1-5
1974	5/3	Tampa, Fla.	W	20-2
1974	5/4	Tampa, Fla.	W	9-7
1975	4/11	Coral Gables, Fla.	W	6-2
1975	4/12	Coral Gables, Fla.	W	6-2
1976	3/5	Tampa, Fla.	W	1-0

ALL-TIME SERIES RESULTS

YEAR	DATE	SITE	W/L	SCORE	YEAR	DATE	SITE	W/L	SCORE
1976	3/6	Tampa, Fla.	L	0-3	1996	5/4	Coral Gables, Fla.	W	9-5
1977	4/15	Coral Gables, Fla.	W	17-10	1996	5/5	Coral Gables, Fla.	L	4-10
1977	4/16	Coral Gables, Fla.	W	15-4	1997	3/24	Tampa, Fla.	W	13-2
1978	4/9	Coral Gables, Fla.	L	1-2	1997	3/25	Tampa, Fla.	L	2-11
1978	4/21	Tampa, Fla.	L	2-3	1998	1/30	Coral Gables, Fla.	W	8-5
1978	4/22	Tampa, Fla.	W	3-1	1998	1/31	Coral Gables, Fla.	W	10-3
1979	4/6	Tampa, Fla.	L	3-9	1998	2/1	Coral Gables, Fla.	L	2-15
1979	4/27	Tampa, Fla.	W	3-2	1999	3/16	Tampa, Fla.	W	8-5
1979	4/27	Coral Gables, Fla.	W	10-3	1999	3/17	Tampa, Fla.	W	9-4
1979	4/28	Coral Gables, Fla.	W	14-7	2000	2/18	Coral Gables, Fla.	W	8-3
1980	3/7	Tampa, Fla.	W	4-3	2000	2/29	Coral Gables, Fla.	W	6-0
1980	3/8	Tampa, Fla.	W	8-0	2000	2/29	Coral Gables, Fla.	W	3-2
1980	4/18	Coral Gables, Fla.	W	6-4	2001	3/13	Tampa, Fla.	W	8-2
1981	2/28	Coral Gables, Fla.	W	13-2	2001	3/14	Tampa, Fla.	W	13-9
1981	3/1	Coral Gables, Fla.	W	9-2	2002	3/8	Coral Gables, Fla.	L	6-7
1981	3/1	Coral Gables, Fla.	W	17-3	2002	3/9	Coral Gables, Fla.	L	7-13
1981	4/11	Tampa, Fla.	L	3-4	2002	3/10	Coral Gables, Fla.	W	8-5
1981	4/11	Tampa, Fla.	W	6-5	2003	3/11	Coral Gables, Fla.	W	3-2
1981	4/12	Tampa, Fla.	W	7-2	2003	3/12	Coral Gables, Fla.	W	6-4
1982	3/6	Tampa, Fla.	W	14-6	2004	3/16	Tampa, Fla.	L	2-7
1982	4/2	Coral Gables, Fla.	W	5-4	2004	3/17	Tampa, Fla.	W	17-3
1982	4/3	Coral Gables, Fla.	W	15-5	2005	2/11	Coral Gables, Fla.	W	11-9
1982	5/29+	Coral Gables, Fla.	W	9-4	2005	2/12	Coral Gables, Fla.	W	7-5
1983	3/4	Tampa, Fla.	W	6-1	2005	2/13	Coral Gables, Fla.	W	9-4
1983	3/5	Tampa, Fla.	W	2-1	2010	3/2	Tampa, Fla.	W	15-2
1983	3/6	Tampa, Fla.	W	11-5	2010	4/28	Coral Gables, Fla.	W	14-7
1983	3/25	Coral Gables, Fla.	W	10-7	2011	3/1	Tampa, Fla.	L	2-4
1983	3/26	Coral Gables, Fla.	W	8-2	2011	4/27	Coral Gables, Fla.	W	14-5
1983	3/27	Coral Gables, Fla.	W	6-5					
1984	2/5	Coral Gables, Fla.	L	4-6					
1984	3/6	Tampa, Fla.	L	7-8					
1984	3/6	Tampa, Fla.	L	1-2					
1984	3/7	Tampa, Fla.	L	11-18					
1984	3/30	Coral Gables, Fla.	W	11-2					
1984	3/31	Coral Gables, Fla.	W	20-3					
1984	4/1	Coral Gables, Fla.	L	13-16					
1985	2/5	Tampa, Fla.	L	3-4					
1985	5/17	Coral Gables, Fla.	W	9-0					
1985	5/18	Coral Gables, Fla.	L	1-2					
1985	5/19	Coral Gables, Fla.	W	8-3					
1986	2/11	Tampa, Fla.	L	2-7					
1986	2/12	Tampa, Fla.	W	6-5					
1986	2/21	Coral Gables, Fla.	L	4-12					
1986	2/22	Coral Gables, Fla.	W	24-2					
1987	2/13	Coral Gables, Fla.	L	2-4					
1987	2/14	Coral Gables, Fla.	W	10-8					
1987	3/3	Tampa, Fla.	W	4-2					
1987	3/4	Tampa, Fla.	L	3-7					
1988	2/12	Coral Gables, Fla.	W	1-0					
1988	2/13	Coral Gables, Fla.	W	4-3					
1988	4/18	Tampa, Fla.	W	11-4					
1988	4/19	Tampa, Fla.	L	8-11					
1989	2/10	Coral Gables, Fla.	W	1-0 (12)					
1989	2/11	Coral Gables, Fla.	W	9-5					
1990	2/9	Tampa, Fla.	W	7-4					
1990	2/10	Tampa, Fla.	L	3-4					
1990	5/27+	Coral Gables, Fla.	W	5-2					
1991	2/19	Coral Gables, Fla.	W	6-1					
1991	2/20	Coral Gables, Fla.	W	4-3					
1992	3/31	Tampa, Fla.	W	15-3					
1992	4/1	Tampa, Fla.	W	8-7					
1993	5/11	Coral Gables, Fla.	L	3-5					
1993	5/12	Coral Gables, Fla.	W	11-6					
1995	2/25	Tampa, Fla.	W	4-3					
1995	2/26	Tampa, Fla.	W	4-3					
1995	5/27+	Coral Gables, Fla.	W	11-10					
1996	5/3	Coral Gables, Fla.	W	3-2					

Coral Gables: Miami leads, 51-14

Tampa: Miami leads, 32-15

UNION

MIAMI LEADS, 3-0

YEAR	DATE	SITE	W/L	SCORE
1971	3/8	Coral Gables, Fla.	W	8-0
1971	3/8	Coral Gables, Fla.	W	5-0
1971	3/9	Coral Gables, Fla.	W	4-1

Coral Gables: Miami leads, 3-0

VANDERBILT

MIAMI LEADS, 2-0

YEAR	DATE	SITE	W/L	SCORE
1973	5/28+	Starkville, Miss.	W	6-5
1974	5/24+	Starkville, Miss.	W	7-1

Neutral Site: Miami leads, 2-0

VERMONT

MIAMI LEADS, 1-0

YEAR	DATE	SITE	W/L	SCORE
1998	3/17	Coral Gables, Fla.	W	15-1

Coral Gables: Miami leads, 1-0

ALL-TIME SERIES RESULTS

VILLANOVA

MIAMI LEADS, 6-0

YEAR	DATE	SITE	W/L	SCORE
1989	5/25+	Gainesville, Fla.	W	3-1
1989	5/28+	Gainesville, Fla.	W	4-1
1992	3/3	Coral Gables, Fla.	W	12-2
2000	2/25	Coral Gables, Fla.	W	13-8
2014	3/4	Coral Gables, Fla.	W	17-0
2014	3/5	Coral Gables, Fla.	W	7-2

Coral Gables: Miami leads, 4-0

Neutral Site: Miami leads, 2-0

VIRGINIA

TIED, 28-28

YEAR	DATE	SITE	W/L	SCORE
1985	5/26+	Coral Gables, Fla.	W	11-6
2001	4/27	Coral Gables, Fla.	L	0-5
2001	4/28	Coral Gables, Fla.	W	5-1
2001	4/29	Coral Gables, Fla.	W	12-6
2003	4/11	Charlottesville, Va.	W	6-1
2003	4/12	Charlottesville, Va.	W	10-4
2003	4/13	Charlottesville, Va.	L	2-17
2004	4/23	Coral Gables, Fla.	W	8-0
2004	4/24	Coral Gables, Fla.	W	22-3
2004	4/25	Coral Gables, Fla.	L	3-4
2005	5/13	Charlottesville, Va.	W	7-6
2005	5/14	Charlottesville, Va.	W	1-0
2005	5/15	Charlottesville, Va.	L	3-4
2006	4/21	Coral Gables, Fla.	L	2-8
2006	4/22	Coral Gables, Fla.	L	7-15
2006	4/23	Coral Gables, Fla.	W	9-8 (10)
2007	3/23	Charlottesville, Va.	L	1-4
2007	3/24	Charlottesville, Va.	L	0-3
2007	3/25	Charlottesville, Va.	W	4-2
2008	4/25	Coral Gables, Fla.	W	1-0
2008	4/26	Coral Gables, Fla.	W	4-3 (10)
2008	4/27	Coral Gables, Fla.	W	10-0
2008	5/25%	Jacksonville, Fla.	W	8-4
2009	3/20	Charlottesville, Va.	L	4-9
2009	3/21	Charlottesville, Va.	W	4-3
2009	3/22	Charlottesville, Va.	W	7-5 (8)
2010	5/20	Coral Gables, Fla.	W	5-4 (11)
2010	5/21	Coral Gables, Fla.	L	1-3
2010	5/22	Coral Gables, Fla.	L	4-7
2010	5/29%	Greensboro, N.C.	L	8-12
2011	5/13	Charlottesville, Va.	W	6-2
2011	5/14	Charlottesville, Va.	L	2-3
2011	5/15	Charlottesville, Va.	L	4-5
2011	5/27%	Durham, N.C.	L	4-6
2012	4/28	Coral Gables, Fla.	L	3-7
2012	4/29	Coral Gables, Fla.	L	4-7
2012	4/30	Coral Gables, Fla.	L	4-7
2013	3/29	Charlottesville, Va.	L	4-15
2013	3/30	Charlottesville, Va.	L	1-8
2013	3/31	Charlottesville, Va.	W	4-3
2014	3/22	Coral Gables, Fla.	W	7-1
2014	3/23	Coral Gables, Fla.	L	3-8 (11)
2014	3/24	Coral Gables, Fla.	L	3-5
2015	4/17	Charlottesville, Va.	L	4-5
2015	4/18	Charlottesville, Va.	L	2-5
2015	4/19	Charlottesville, Va.	W	8-6
2015	5/20%	Durham, N.C.	W	9-5
2016	4/22	Coral Gables, Fla.	L	5-6
2016	4/23	Coral Gables, Fla.	W	9-2

YEAR	DATE	SITE	W/L	SCORE
2016	4/24	Coral Gables, Fla.	L	3-7
2017	5/13	Charlottesville, Va.	W	5-1
2017	5/13	Charlottesville, Va.	L	6-13
2017	5/14	Charlottesville, Va.	L	4-7
2018	3/23	Coral Gables, Fla.	W	3-2 (11)
2018	3/24	Coral Gables, Fla.	W	1-0
2018	3/25	Coral Gables, Fla.	W	8-1

Coral Gables: Miami leads, 15-13

Charlottesville: Virginia leads, 13-11

Neutral Site: Series tied, 2-2

VCU

MIAMI LEADS, 3-0

YEAR	DATE	SITE	W/L	SCORE
2005	6/3+	Coral Gables, Fla.	W	6-2
2015	6/5\$	Coral Gables, Fla.	W	3-2
2015	6/6\$	Coral Gables, Fla.	W	10-3

Coral Gables: Miami leads, 3-0

VIRGINIA TECH

MIAMI LEADS, 31-8

YEAR	DATE	SITE	W/L	SCORE
2005	4/8	Blacksburg, Va.	W	7-3
2005	4/9	Salem, Va.	W	20-5
2005	4/10	Salem, Va.	W	9-5
2006	3/10	Coral Gables, Fla.	W	14-3
2006	3/11	Coral Gables, Fla.	W	12-3
2006	3/12	Coral Gables, Fla.	W	10-4
2007	4/20	Blacksburg, Va.	W	11-9
2007	4/21	Blacksburg, Va.	W	4-3
2007	4/22	Blacksburg, Va.	W	9-5
2008	5/9	Blacksburg, Va.	W	12-4
2008	5/10	Blacksburg, Va.	L	6-7
2008	5/10	Blacksburg, Va.	W	9-2
2009	4/24	Coral Gables, Fla.	W	4-1
2009	4/25	Coral Gables, Fla.	L	4-7
2009	4/26	Coral Gables, Fla.	W	11-3
2010	4/9	Blacksburg, Va.	L	7-9
2010	4/10	Blacksburg, Va.	W	9-2
2010	4/11	Blacksburg, Va.	L	2-4
2011	3/11	Coral Gables, Fla.	W	3-1
2011	3/12	Coral Gables, Fla.	W	2-1
2011	3/13	Coral Gables, Fla.	W	11-1
2012	4/13	Blacksburg, Va.	W	6-4
2012	4/14	Blacksburg, Va.	L	4-5
2012	4/15	Blacksburg, Va.	L	2-3
2013	3/23	Coral Gables, Fla.	W	11-9
2013	3/22	Coral Gables, Fla.	W	2-0
2013	3/24	Coral Gables, Fla.	L	5-8 (10)
2014	4/4	Blacksburg, Va.	W	8-7
2014	4/5	Blacksburg, Va.	W	4-3
2014	4/6	Blacksburg, Va.	W	9-2
2015	4/10	Coral Gables, Fla.	W	11-1
2015	4/11	Coral Gables, Fla.	W	14-4
2015	4/12	Coral Gables, Fla.	W	9-1
2016	3/11	Blacksburg, Va.	L	3-14
2016	3/12	Blacksburg, Va.	W	11-6
2016	3/13	Blacksburg, Va.	W	7-2
2017	5/19	Coral Gables, Fla.	W	4-2
2017	5/19	Coral Gables, Fla.	W	3-1
2017	5/20	Coral Gables, Fla.	W	7-5 (10)
2018	5/11	Blacksburg, Va.	W	5-4 (12)
2018	5/12	Blacksburg, Va.	W	16-4
2018	5/13	Blacksburg, Va.	W	12-8 (10)

Coral Gables: Miami leads, 16-2

Blacksburg/Salem: Miami leads, 18-6

ALL-TIME SERIES RESULTS

WAGNER

MIAMI LEADS, 1-0

YEAR	DATE	SITE	W/L	SCORE
2000	5/26+	Coral Gables, Fla.	W	19-5

Coral Gables: Miami leads, 1-0

WAKE FOREST

MIAMI LEADS, 34-10

YEAR	DATE	SITE	W/L	SCORE
1987	2/24	Coral Gables, Fla.	W	8-1
1987	2/25	Coral Gables, Fla.	W	8-3
1988	2/23	Coral Gables, Fla.	W	10-3
1998	2/24	Coral Gables, Fla.	W	4-2
1993	5/23	Chapel Hill, N.C.	L	4-5
1999	6/4+	Coral Gables, Fla.	W	10-2
1999	6/5+	Coral Gables, Fla.	W	8-1
2000	1/28	Orlando, Fla.	W	6-3
2005	3/18	Winston-Salem, N.C.	W	11-2
2005	3/19	Winston-Salem, N.C.	L	6-13
2005	3/20	Winston-Salem, N.C.	W	12-4
2006	5/12	Coral Gables, Fla.	W	13-1
2006	5/13	Coral Gables, Fla.	W	11-10 (10)
2006	5/14	Coral Gables, Fla.	L	5-8
2006	5/25%	Jacksonville, Fla.	W	4-1
2007	5/11	Winston-Salem, N.C.	W	9-8
2007	5/12	Winston-Salem, N.C.	L	10-12
2007	5/13	Winston-Salem, N.C.	W	2-1
2007	5/26%	Jacksonville, Fla.	L	3-7
2008	3/21	Coral Gables, Fla.	W	17-4
2008	3/23	Coral Gables, Fla.	W	23-2
2009	5/14	Winston-Salem, N.C.	W	23-5
2009	5/16	Winston-Salem, N.C.	W	19-6
2009	5/16	Winston-Salem, N.C.	W	4-2
2010	4/2	Coral Gables, Fla.	W	7-4
2010	4/3	Coral Gables, Fla.	W	9-8 (11)
2010	4/4	Coral Gables, Fla.	W	10-1
2011	3/18	Winston-Salem, N.C.	W	4-1
2011	3/19	Winston-Salem, N.C.	W	4-3
2011	3/20	Winston-Salem, N.C.	W	5-3
2011	5/28%	Durham, N.C.	W	4-2
2012	5/11	Coral Gables, Fla.	W	11-0
2012	5/12	Coral Gables, Fla.	L	2-7
2012	5/13	Coral Gables, Fla.	W	6-3
2012	5/25%	Greensboro, N.C.	W	6-3
2013	5/10	Winston-Salem, N.C.	W	8-3
2013	5/11	Winston-Salem, N.C.	L	4-5
2013	5/12	Winston-Salem, N.C.	L	3-9
2015	3/20	Winston-Salem, N.C.	W	15-2
2015	3/21	Winston-Salem, N.C.	W	12-7
2015	3/22	Winston-Salem, N.C.	L	4-10
2017	3/31	Coral Gables, Fla.	L	1-2
2017	4/1	Coral Gables, Fla.	W	5-1
2017	4/2	Coral Gables, Fla.	L	0-9
2017	5/26%	Louisville, Ky.	W	5-2

Coral Gables: Miami leads, 16-4

Winston-Salem: Miami leads, 13-5

Neutral Site: Miami leads, 5-2

WASHINGTON STATE

TIED, 1-1

YEAR	DATE	SITE	W/L	SCORE
1990	3/20	Coral Gables, Fla.	W	12-2
1990	3/21	Coral Gables, Fla.	L	0-3

Coral Gables: Tied, 1-1

WATERLOO

WATERLOO LEADS, 2-0

YEAR	DATE	SITE	W/L	SCORE
1954		Coral Gables, Fla.	L	2-15
1954		Coral Gables, Fla.	L	0-4

Coral Gables: Waterloo leads, 2-0

WESLEYAN

MIAMI LEADS, 20-5-1

YEAR	DATE	SITE	W/L	SCORE
1958	4/1	Coral Gables, Fla.	W	6-5 (10)
1958	4/2	Coral Gables, Fla.	L	5-21
1961	3/30	Coral Gables, Fla.	W	9-0
1961	3/31	Coral Gables, Fla.	W	7-4
1961	4/1	Coral Gables, Fla.	W	6-0
1962	3/29	Coral Gables, Fla.	L	5-8
1962	3/30	Coral Gables, Fla.	W	7-0
1962	3/31	Coral Gables, Fla.	L	3-6
1963	3/25	Coral Gables, Fla.	L	1-6
1963	3/26	Coral Gables, Fla.	W	8-5
1963	3/27	Coral Gables, Fla.	W	6-5 (10)
1963	3/28	Coral Gables, Fla.	W	6-4
1964	3/26	Coral Gables, Fla.	W	10-2
1964	3/27	Coral Gables, Fla.	W	2-1 (10)
1964	3/28	Coral Gables, Fla.	L	4-6
1964	3/30	Coral Gables, Fla.	W	5-4
1964	3/30	Coral Gables, Fla.	T	4-4
1965	3/29	Coral Gables, Fla.	W	6-5
1965	3/30	Coral Gables, Fla.	W	6-4
1965	3/31	Coral Gables, Fla.	W	6-3
1966	3/31	Coral Gables, Fla.	W	3-2
1966	4/1	Coral Gables, Fla.	W	5-4
1966	4/2	Coral Gables, Fla.	W	3-0
1967	3/30	Coral Gables, Fla.	W	1-0
1967	3/31	Coral Gables, Fla.	W	4-2
1968	3/29	Coral Gables, Fla.	W	5-1

Coral Gables: Miami leads, 20-5-1

WESTCHESTER STATE

MIAMI LEADS, 3-2

YEAR	DATE	SITE	W/L	SCORE
1975	3/30	Coral Gables, Fla.	L	6-14
1975	3/31	Coral Gables, Fla.	L	3-5
1976	3/12	Coral Gables, Fla.	W	4-3
1976	3/20	Coral Gables, Fla.	W	8-1
1978	3/23	Coral Gables, Fla.	W	5-2

Coral Gables: Miami leads, 3-2



ALL-TIME SERIES RESULTS

WESTERN CAROLINA

MIAMI LEADS, 4-1

YEAR	DATE	SITE	W/L	SCORE
1986	5/23+	Coral Gables, Fla.	W	10-8
1993	5/28+	Baton Rouge, La.	L	5-10
1994	5/13	Coral Gables, Fla.	W	7-2
1994	5/14	Coral Gables, Fla.	W	8-2
1994	5/15	Coral Gables, Fla.	W	5-4

Coral Gables: Miami leads, 4-0

Neutral Site: Western Carolina leads, 1-0

WESTERN KENTUCKY

MIAMI LEADS, 1-0

YEAR	DATE	SITE	W/L	SCORE
1978	3/16	Coral Gables, Fla.	W	3-2

Coral Gables: Miami leads, 1-0

WESTERN MICHIGAN

MIAMI LEADS, 2-0-1

YEAR	DATE	SITE	W/L	SCORE
1968	3/25	Coral Gables, Fla.	W	3-1
1968	3/27	Coral Gables, Fla.	W	5-1
1968	3/28	Coral Gables, Fla.	T	6-6

Coral Gables: Miami leads, 2-0-1

WICHITA STATE

MIAMI LEADS, 6-3

YEAR	DATE	SITE	W/L	SCORE
1982	6/7#	Omaha, Neb.	W	4-3
1982	6/12#	Omaha, Neb.	W	9-3
1983	2/11	Coral Gables, Fla.	W	12-8
1983	2/14	Coral Gables, Fla.	L	3-5
1983	2/14	Coral Gables, Fla.	L	3-5
1984	5/17	Wichita, Kan.	L	7-8 (11)
1984	5/18	Wichita, Kan.	W	14-4
1984	5/19	Wichita, Kan.	W	5-4
1990	3/30	Minneapolis, Minn.	W	2-1

Coral Gables: Wichita State leads, 2-1

Wichita: Miami leads, 2-1

Neutral Site: Miami leads, 3-0

WILLIAM & MARY

MIAMI LEADS, 2-0

YEAR	DATE	SITE	W/L	SCORE
1969	4/4	Coral Gables, Fla.	W	3-1
1969	4/5	Coral Gables, Fla.	W	11-5

Coral Gables: Miami leads, 2-0

WILLIAM PATTERSON

MIAMI LEADS, 1-0

YEAR	DATE	SITE	W/L	SCORE
1982	3/21	Coral Gables, Fla.	W	17-7

Coral Gables: Miami leads, 1-0

WINTHROP

MIAMI LEADS, 4-2

YEAR	DATE	SITE	W/L	SCORE
1999	5/14	Coral Gables, Fla.	W	17-1
1999	5/15	Coral Gables, Fla.	W	9-2
1999	5/16	Coral Gables, Fla.	W	8-2
2006	2/3	Coral Gables, Fla.	W	16-4
2006	2/5	Coral Gables, Fla.	L	3-8
2006	2/5	Coral Gables, Fla.	L	3-4

Coral Gables: Miami leads, 4-2

WISCONSIN-MILWAUKEE

MIAMI LEADS, 3-1

YEAR	DATE	SITE	W/L	SCORE
2002	3/20	Coral Gables, Fla.	L	10-13
2013	2/22	Coral Gables, Fla.	W	6-1
2013	2/23	Coral Gables, Fla.	W	6-1
2013	2/24	Coral Gables, Fla.	W	7-6

Coral Gables: Miami leads, 3-1

WRIGHT STATE

MIAMI LEADS, 8-1

YEAR	DATE	SITE	W/L	SCORE
2006	5/5	Coral Gables, Fla.	W	4-2
2006	5/6	Coral Gables, Fla.	W	14-1
2006	5/7	Coral Gables, Fla.	W	15-1
2007	5/4	Coral Gables, Fla.	W	3-2
2007	5/5	Coral Gables, Fla.	W	11-2
2007	5/6	Coral Gables, Fla.	W	13-5
2015	2/27	Coral Gables, Fla.	W	8-7
2015	2/28	Coral Gables, Fla.	W	4-3
2015	3/1	Coral Gables, Fla.	L	6-12

Coral Gables: Miami leads, 6-0

YALE

MIAMI LEADS, 7-3

YEAR	DATE	SITE	W/L	SCORE
1957	3/19	Coral Gables, Fla.	W	9-8
1957	3/20	Coral Gables, Fla.	W	8-5
1957	3/21	Coral Gables, Fla.	L	7-23
1959	3/23	Coral Gables, Fla.	W	4-1
1959	3/26	Coral Gables, Fla.	W	3-2
1959	3/28	Coral Gables, Fla.	W	6-2
1959	3/30	Coral Gables, Fla.	L	2-6 (10)
1959	3/30	Coral Gables, Fla.	L	3-4
1959	3/31	Coral Gables, Fla.	W	11-9
1992	3/22	Coral Gables, Fla.	W	12-3

Coral Gables: Miami leads, 7-3

ALL-TIME SERIES RESULTS

MILITARY TEAMS

425th AIR FORCE

MIAMI LEADS, 1-0

YEAR	DATE	SITE	W/L	SCORE
1951	4/21	Coral Gables, Fla.	W	11-2

Coral Gables: Miami leads, 1-0

CHERRY POINT MARINES

MIAMI LEADS, 2-0

YEAR	DATE	SITE	W/L	SCORE
1949	4/26	Coral Gables, Fla.	W	10-2
1949	4/27	Coral Gables, Fla.	W	15-1

Coral Gables: Miami leads, 2-0

FT. BENNING INFANTRY

FT. BENNING INFANTRY LEADS, 1-0

YEAR	DATE	SITE	W/L	SCORE
1946	4/16	Ft. Benning, Ga.	L	0-7

Ft. Benning: Ft. Benning Infantry leads, 1-0

FT. BENNING PARA

MIAMI LEADS, 1-0

YEAR	DATE	SITE	W/L	SCORE
1946	4/16	Ft. Benning, Ga.	W	9-5

Ft. Benning: Miami leads, 1-0

MARITIME ACADEMY

MIAMI LEADS, 1-0

YEAR	DATE	SITE	W/L	SCORE
1953	3/1*	-	W	11-1

McDILL AFB

TIED, 1-1

YEAR	DATE	SITE	W/L	SCORE
1946	4/29	Coral Gables, Fla.	W	6-4
1946	4/30	Coral Gables, Fla.	L	11-13

Coral Gables: Tied, 1-1

OPA LOCKA MARINES

OPA LOCKA MARINES LEAD, 3-2

YEAR	DATE	SITE	W/L	SCORE
1953	4/11	-	L	6-7
1953	5/8	-	L	2-4
1953	5/9	-	L	6-10 (10)
1954	5/10	-	W	15-8
1954	5/11	-	W	8-1

PARRIS ISLAND MARINES

PARRIS ISLAND MARINES LEAD, 6-1-1

YEAR	DATE	SITE	W/L	SCORE
1951	3/27	-	L	0-2
1951	3/28	-	W	5-3
1952	3/31	-	L	2-6
1952	4/1	-	L	1-6
1953	4/6	-	T	12-12
1953	4/7	-	L	3-8
1954	3/29	-	L	0-10
1954	3/30	-	L	2-7

PATRICK AFB

MIAMI LEADS, 10-2

YEAR	DATE	SITE	W/L	SCORE
1952	5/3	Coral Gables, Fla.	W	14-5
1953	3/16	Coral Gables, Fla.	W	13-1
1953	3/17	Coral Gables, Fla.	L	7-11
1953	3/20	Cocoa, Fla.	W	7-3
1953	3/21	Cocoa, Fla.	W	12-5
1954	5/2	Coral Gables, Fla.	L	0-7
1954	5/2	Coral Gables, Fla.	W	9-6
1954	5/3	Coral Gables, Fla.	W	3-2
1955	3/18	Coral Gables, Fla.	W	15-2
1955	3/19	Coral Gables, Fla.	W	15-2
1955	4/24	Cocoa, Fla.	W	8-0
1955	4/24	Cocoa, Fla.	W	4-0

Coral Gables: Miami leads, 6-2

Cocoa: Miami leads, 4-0

PINE CASTLE AFB

MIAMI LEADS, 3-0

YEAR	DATE	SITE	W/L	SCORE
1955	3/25	Orlando, Fla.	W	12-4
1955	4/6	Coral Gables, Fla.	W	10-0
1955	4/7	Coral Gables, Fla.	W	9-5

Coral Gables: Miami leads, 2-0

Orlando: Miami leads, 1-0

OLYMPIC TEAMS

ITALY

MIAMI LEADS, 2-0

YEAR	DATE	SITE	W/L	SCORE
1967	3/26*	Coral Gables, Fla.	W	11-0
1984	2/15*	Coral Gables, Fla.	W	10-0

Coral Gables: Miami leads, 2-0

PANAMA

MIAMI LEADS, 1-0

YEAR	DATE	SITE	W/L	SCORE
1986	4/5*	Minneapolis, Minn.	W	8-0

Neutral Site: Miami leads, 1-0

ALL-TIME SERIES RESULTS

MAJOR LEAGUE TEAMS

ATLANTA BRAVES

ATLANTA BRAVES LEAD, 2-0

YEAR	DATE	SITE	W/L	SCORE
1983	3/13*	Coral Gables, Fla.	L	0-4
1984	3/20*	Coral Gables, Fla.	L	5-13

Coral Gables: Atlanta Braves lead, 2-0

BALTIMORE ORIOLES

BALTIMORE ORIOLES LEAD, 8-1

YEAR	DATE	SITE	W/L	SCORE
1976	4/5*	Coral Gables, Fla.	L	4-11
1977	3/31*	Coral Gables, Fla.	L	7-11
1979	4/1*	Coral Gables, Fla.	L	3-5
1980	3/13*	Coral Gables, Fla.	L	2-8
1981	4/6*	Coral Gables, Fla.	L	2-16
1982	3/10*	Coral Gables, Fla.	W	7-6
1983	3/31*	Coral Gables, Fla.	L	7-14
1984	3/13*	Coral Gables, Fla.	L	2-12
1989	3/14*	Coral Gables, Fla.	L	0-5

Coral Gables: Baltimore Orioles lead, 8-1

BROOKLYN DODGERS

BROOKLYN DODGERS LEAD, 1-0

YEAR	DATE	SITE	W/L	SCORE
1950	3/17*	Coral Gables, Fla.	L	0-2

Coral Gables: Brooklyn Dodgers lead, 1-0

BROOKLYN DODGERS 'B'

BROOKLYN DODGERS 'B' LEADS, 4-0

YEAR	DATE	SITE	W/L	SCORE
1951	3/16*	-	L	5-13
1951	3/17*	-	L	0-1
1952	3/11*	-	L	1-7
1952	3/24*	-	L	2-11

MIAMI MARLINS

MIAMI MARLINS LEAD, 10-2-1

YEAR	DATE	SITE	W/L	SCORE
1997	3/30*	Homestead, Fla.	L	1-2
1999	3/4*	Coral Gables, Fla.	L	3-12
2000	4/1*	Coral Gables, Fla.	L	6-12
2002	3/6*	Coral Gables, Fla.	T	5-5 (3)
2003	2/27*	Jupiter, Fla.	L	1-5
2004	3/3*	Jupiter, Fla.	L	6-7
2005	3/1*	Jupiter, Fla.	W	9-7
2006	3/1*	Jupiter, Fla.	L	8-9
2008	2/26*	Jupiter, Fla.	L	2-7
2010	3/3*	Jupiter, Fla.	L	3-19
2011	2/27*	Jupiter, Fla.	W	9-8
2012	3/6*	Miami, Fla.	L	6-7
2014	2/26*	Jupiter, Fla.	L	2-5
2015	3/3*	Jupiter, Fla.	L	1-7
2016	3/1*	Jupiter, Fla.	L	1-5
2018	3/27*	Miami, Fla.	L	22-2

Coral Gables: Miami Marlins lead, 2-0-1

Jupiter: Miami Marlins lead, 6-2

Miami: Miami Marlins lead, 1-0

Neutral Site: Miami Marlins lead, 2-0

MONTREAL EXPOS

MONTREAL EXPOS LEAD, 3-0

YEAR	DATE	SITE	W/L	SCORE
1978	4/5*	Coral Gables, Fla.	L	-
1982	3/23*	West Palm Beach, Fla.	L	4-12
1982	3/30*	Coral Gables, Fla.	L	0-7

Coral Gables: Montreal Expos lead, 2-0

West Palm Beach: Montreal Expos lead, 1-0

TAMPA BAY DEVIL RAYS

TAMPA BAY DEVIL RAYS LEAD, 1-0

YEAR	DATE	SITE	W/L	SCORE
1999	3/3*	Tampa Bay, Fla.	L	0-5

Tampa Bay: Tampa Bay Devil Rays lead, 1-0



Miami's Pat Burrell with Florida Marlins first baseman Jeff Conine during an exhibition game in 1997.

ALL-TIME SERIES RESULTS

PROFESSIONAL TEAMS

ATLANTA CRACKERS

ATLANTA CRACKERS LEAD, 1-0

YEAR	DATE	SITE	W/L	SCORE
1953	3/8*	-	L	0-6

CORAL GABLES SUN SOX

CORAL GABLES SUN SOX LEADS, 1-0

YEAR	DATE	SITE	W/L	SCORE
1952	3/22*	Vero Beach	L	3-6

Neutral Site: Coral Gables Sun Sox leads, 1-0

FT. LAUDERDALE BRAVES

FT. LAUDERDALE BRAVES LEAD, 1-0

YEAR	DATE	SITE	W/L	SCORE
1950	3/18*	Coral Gables, Fla.	L	1-2

Coral Gables: Ft. Lauderdale Braves lead, 1-0

KEY

- % - ACC Tournament
- + - NCAA Regional
- \$ - NCAA Super Regional
- # - College World Series
- * - Exhibition

MIAMI BEACH FLAMINGOS

TIED, 1-1

YEAR	DATE	SITE	W/L	SCORE
1950	3/22*	Coral Gables, Fla.	W	3-2
1951	4/3*	Miami, Fla.	L	2-8

Coral Gables: Miami leads, 1-0

Miami: Miami Beach Flamingos lead, 1-0

MIAMI MARLINS

MIAMI LEADS, 2-0

YEAR	DATE	SITE	W/L	SCORE
1982	4/6*	Coral Gables, Fla.	W	15-6
1982	4/7*	Coral Gables, Fla.	W	6-3

Coral Gables: Miami leads, 2-0

MIAMI SUN SOX

MIAMI SUN SOX LEADS, 2-0

YEAR	DATE	SITE	W/L	SCORE
1950	3/30*	Coral Gables, Fla.	L	0-5

Coral Gables: Miami Sun Sox leads, 1-0



Miami has won over 2,500 games and has a winning percentage of .703 in 3,699 games in program history.

NCAA TOURNAMENT HISTORY

YEAR	REGIONAL SITE (RECORD)	SUPER REGIONAL OPPONENT (RECORD)	CWS RECORD/FINISH	COACH	NOTES
1971	Gastonia, N.C. (1-2)	—	—	Ron Fraser	First postseason appearances
1973	Starkville, Miss. (3-2)	—	—	Ron Fraser	Began 41-year postseason streak
1974	Starkville, Miss. (4-1)	—	3-2 2nd	Ron Fraser	First of 23 CWS appearances
1975	Starkville, Miss. (2-2)	—	—	Ron Fraser	Third of 14-year streak w/40+ wins
1976	Arlington, Texas (1-2)	—	—	Ron Fraser	Fifth straight non-FL Regional (10 total)
1977	Coral Gables, Fla. (3-2)	—	—	Ron Fraser	First time hosting an NCAA Regional
1978	Coral Gables, Fla. (4-1)	—	2-2 T-3rd	Ron Fraser	Began five-year streak of CWS trips
1979	Coral Gables, Fla. (3-0)	—	0-2 Outside Top 4	Ron Fraser	Second of four-year streak > 800 W%
1980	Coral Gables, Fla. (3-0)	—	2-2 4th	Ron Fraser	Third of six-year streak w/50+Ws
1981	Coral Gables, Fla. (4-0)	—	1-2 Outside Top 4	Ron Fraser	First 60+ win season (UM record .859)
1982	Coral Gables, Fla. (3-0)	—	5-0 CHAMPION	Ron Fraser	First championship; Danny Smith MOP
1983	Tallahassee, Fla. (2-2)	—	—	Ron Fraser	Ended 13-game Regional winning streak
1984	Tallahassee, Fla. (4-1)	—	1-2 Outside Top 4	Ron Fraser	Began three-year streak of CWS trips
1985	Coral Gables, Fla. (3-1)	—	5-1 CHAMPION	Ron Fraser	Second championship; Greg Ellena MOP
1986	Coral Gables, Fla. (4-0)	—	3-2 3rd	Ron Fraser	Eighth time in nine years w/50+ wins
1987	Tallahassee, Fla. (0-2)	—	—	Ron Fraser	First time going winless in postseason
1988	Coral Gables, Fla. (4-0)	—	1-2 Outside Top 4	Ron Fraser	First of 16 of 18 year stretch <20 Ls
1989	Gainesville, Fla. (4-1)	—	1-2 Outside Top 4	Ron Fraser	First Gainesville Regional (four total)
1990	Coral Gables, Fla. (3-2)	—	—	Ron Fraser	Sixth of 11 all-time .800+ W% seasons
1991	Fresno, Calif. (1-2)	—	—	Ron Fraser	Ended 14-year streak w/Regional in Fla.
1992	Coral Gables, Fla. (4-1)	—	2-2 T-3rd	Ron Fraser	Only lost seven games in regular season
1993	Baton Rouge, La. (0-2)	—	—	Brad Kelley	Only time from '88-'01 under 40 wins
1994	Coral Gables, Fla. (4-0)	—	1-2 Outside Top 4	Jim Morris	Began six-year streak of CWS trips
1995	Coral Gables, Fla. (4-1)	—	2-2 T-3rd	Jim Morris	Both CWS losses to USC (finished 2nd)
1996	Austin, Texas (4-1)	—	3-1 2nd	Jim Morris	Pat Burrell CWS MOP/nonwinning team
1997	Coral Gables, Fla. (5-1)	—	2-2 T-3rd	Jim Morris	Only time with five wins in Regional
1998	Coral Gables, Fla. (4-1)	—	1-2 Outside Top 4	Jim Morris	Third of four-year streak w/50+ wins
1999	Coral Gables, Fla. (3-0)	vs. Wake Forest (2-0)	4-0 CHAMPION	Jim Morris	Third championship; Beat FSU in final
2000	Coral Gables, Fla. (3-0)	@ Florida State (1-2)	—	Jim Morris	UM grad Bertman won fifth title w/LSU
2001	Coral Gables, Fla. (3-0)	vs. Clemson (2-0)	4-0 CHAMPION	Jim Morris	Fourth championship; C. Jimerson MOP
2002	Gainesville, Fla. (3-1)	@ South Carolina (1-2)	—	Jim Morris	Ended 14-game Regional winning streak
2003	Coral Gables, Fla. (3-1)	vs. NC State (2-0)	1-2 Outside Top 4	Jim Morris	Both CWS losses to Texas (won title)
2004	Coral Gables, Fla. (3-0)	vs. Florida (2-0)	1-2 Outside Top 4	Jim Morris	Beat LSU in opener but lost next two games
2005	Coral Gables, Fla. (3-0)	@ Nebraska (0-2)	—	Jim Morris	First time swept in Super Regional
2006	Lincoln, Neb. (3-0)	@ Mississippi (2-1)	1-2 Outside Top 4	Jim Morris	Won opener vs. OSU, who won championship
2007	Columbia, Mo. (1-2)	—	—	Jim Morris	Ended 10-game Regional winning streak
2008	Coral Gables, Fla. (3-0)	vs. Arizona (2-1)	1-2 Outside Top 4	Jim Morris	Only lost eight games in regular season
2009	Gainesville, Fla. (2-2)	—	—	Jim Morris	First of three straight eliminated by UF
2010	Coral Gables, Fla. (3-1)	@ Florida (0-2)	—	Jim Morris	90-91 last time two straight w/o CWS
2011	Gainesville, Fla. (2-2)	—	—	Jim Morris	Regional hosted by CWS runner-up UF
2012	Coral Gables, Fla. (0-2)	—	—	Jim Morris	Hosted CWS contender #4 seed SBU
2013	Louisville, Ky. (1-2)	—	—	Jim Morris	Traveled to future ACC member UofL
2014	Coral Gables, Fla. (3-2)	—	—	Jim Morris	Won ACC Reg. Season Championship
2015	Coral Gables, Fla. (3-1)	vs. VCU (2-0)	1-2 Outside Top 4	Jim Morris	First CWS appearance since 2008
2016	Coral Gables, Fla. (3-0)	vs. Boston College (2-1)	0-2 Outside Top 4	Jim Morris	2nd straight CWS trip for first time since 03/04

NCAA TOURNAMENT RECORD BREAKDOWN

BY ROUND

	W	L	PCT
Regional	126	46	.733
Super Regional	18	11	.621
College World Series	48	42	.533

BY REGIONAL SITE

	W	L	PCT
Arlington, Texas	1	2	.333
Austin, Texas	4	1	.800
Baton Rouge, La.	0	2	.000
Columbia, Mo.	1	2	.333
Coral Gables, Fla.	88	17	.838
Fresno, Calif.	1	2	.333
Gainesville, Fla.	11	6	.647
Gastonia, N.C.	1	2	.333
Lincoln, Neb.	3	0	1.000
Louisville, Ky.	1	2	.333
Starkville, Miss.	9	5	.643
Tallahassee, Fla.	6	5	.545

BY SUPER REGIONAL SITE

	W	L	PCT
Coral Gables, Fla.	14	2	.875
Columbia, S.C.	1	2	.333
Gainesville, Fla.	0	2	.000
Lincoln, Neb.	0	2	.000
Oxford, Miss.	2	1	.667
Tallahassee, Fla.	1	2	.333

BY COACH

	W	L	PCT
Ron Fraser	86	45	.656
Brad Kelley	0	2	.000
Jim Morris	104	52	.667



COLLEGE BASEBALL HALL OF FAME

RON FRASER
COLLEGE BASEBALL HALL OF FAME INDUCTEE (2006)
HEAD COACH (1963-1992)

"The Wizard of College Baseball." In a career spanning 30 years, the Nutley, N.J., native won just about everything, including NCAA national titles in 1982 and 1985. He left the coaching ranks as second winningest all-time coach with a 1,271-438-9 (.747) record. His UM teams set a NCAA record with 20 consecutive playoff appearances. His career at Miami spanned more three decades, with eight trips to the College World Series. A 26-time coach of the year, he is a member of five halls of fame. Ron Fraser's uniform No. 1 was retired on April 24, 1993.


It was Fraser's knack for marketing and promotion that drew the masses and earned him the nickname "The Wizard of College Baseball." Miami players were wearing white shoes and colored gloves before Charlie Finley. Perhaps Fraser's biggest extravaganza was the baseball fundraiser dubbed "A Night With Ron Fraser" on Feb. 16, 1977, a \$5,000-a-plate gourmet dinner on the infield. Five-star chefs served a 10-course dinner of caviar, Alaskan king crab legs and pheasant under glass. A harpist in a white tuxedo played on the mound and violinists strolled among the tables. Fraser's expertise extended worldwide. On the international front, his crowning glory was becoming the first Team USA coach when baseball was a medal sport at the 1992 Summer Games.



SKIP BERTMAN
COLLEGE BASEBALL HALL OF FAME INDUCTEE (2006)
ASSISTANT COACH (1976-1983)

After a standout career as an assistant coach for eight seasons with the University of Miami, Skip Bertman guided LSU to five NCAA baseball titles (1991, '93, '96, '97, 2000), seven SEC championships and a record of 870-330-3 (.724) in 18 seasons (1984-2001). He was named National Coach of the Year six times, and his teams drew huge crowds to venerable Alex Box Stadium, as LSU led the nation in attendance in each of his final six seasons (1996-2001).

Bertman also served as head coach of the 1996 U.S. Olympic team that captured the bronze medal in Atlanta. He was inducted into the American Baseball Coaches Association Hall of Fame in January 2003. He earned his B.A. in health and physical education from Miami in 1961 and received his master's degree from UM in 1964.



NEAL HEATON
COLLEGE BASEBALL HALL OF FAME INDUCTEE (2008)
PITCHER (1979-81)

Neal Heaton, nicknamed "The Heater" during his time with the Hurricanes, holds almost all of Miami's pitching records, including victories in a season (18) and career (42) and strikeouts in a game (23), season (172) and career (381). In three years, Heaton was twice named an All-American, by ABCA in 1980 and by consensus in 1981 and in 1981 was drafted by the Cleveland Indians.

Heaton is the first Hurricane to play in a big league all-star game and was inducted into the UM Hall of Fame in 1992.



COLLEGE BASEBALL HALL OF FAME


ALEX FERNANDEZ
COLLEGE BASEBALL HALL OF FAME INDUCTEE (2014)
PITCHER (1989)

Alex Fernandez was named Freshman of the Year and a first-team All-American in 1989, where he won 15 games with a 2.01 ERA and 177 strikeouts in 147 innings.

Fernandez threw the first no-hitter by a freshman in program history on March 18, and four days later recorded a 15-strikeout game against rival Florida. His eight complete games in 1989 rank eighth-most for a single-season by any Hurricanes pitcher all-time, while his 177 strikeouts rank second-most for a single season.

Fernandez went on to play at Miami-Dade College before declaring for the 1990 MLB Draft. He was the fourth overall pick that season, and went on to 10-year professional career.

He was a key player on a Florida Marlins team that won the 1997 World Series.




MIKE FIORE
COLLEGE BASEBALL HALL OF FAME INDUCTEE (2014)
OUTFIELDER (1985-1988)

A four-year UM starter, Fiore rewrote the Hurricanes record books by setting 12 UM batting marks, including hits (341), runs (258), doubles (63), runs batted in (235) and total bases (506).

Fiore earned Freshman All-American honors in leading Miami to the 1985 NCAA crown and was a consensus All-American as a senior. He is the only Dick Howser Trophy winner in program history, having earned the honor in 1987 after leading the Hurricanes to an appearance in the College World Series in Omaha, Neb.

Fiore also played on the 1988 gold-medal winning USA Olympic team.

Fiore completed his business degree on time in 1988, and following that season, was drafted and signed by the St. Louis Cardinals. For five seasons, he served as Associate Director and General Manager for USA Baseball.



NATIONAL AWARD WINNERS

ZACK COLLINS

2016 JOHNNY BENCH AWARD

Zack Collins, who was selected by the Chicago White Sox in the first round of the 2016 Major League Baseball First-Year Player Draft in early June, became the first University of Miami representative to win the Johnny Bench Award when he was named the winner at a banquet in Wichita, Kansas on June 30, 2016.

Collins beat out finalists Logan Ice (Oregon State) and Keith Skinner (North Florida) for the honor.

The Pembroke Pines, Fla., native, who earned first-team All-America honors from Baseball America, D1Baseball, NCBWA, Perfect Game and Rawlings, delivered a dominant final season swinging the bat and behind the plate in 2016.

Collins batted .363, leading Miami with 16 home runs and 59 RBI to go along with a nation-leading total of 78 walks. He reached base at a .544 clip, the second-highest in the country, and recorded a team-high .668 slugging percentage.

A back-to-back All-ACC First-Team selection, Collins started 62 of a possible 64 games the year he won the Johnny Bench, including 59 starts behind the plate. He made just four errors as a key member of a Miami defense that tied for first nationally with a .983 fielding percentage.

Collins, who signed a professional contract with the White Sox as the No. 10 overall pick, ended the season ranked third among active players in career home runs (42), third in career RBI (183) and first in career walks (177).

In Collins' three seasons with the Hurricanes, Miami won two ACC regular season championships (2014, 2016) and three straight ACC Coastal Division titles (2014-16), and made two trips to the College World Series (2015, 2016).

BRYAN GARCIA

2016 STOPPER OF THE YEAR AWARD

University of Miami closer Bryan Garcia was named the 2016 Stopper of the Year on June 18, 2016, by the National Collegiate Baseball Writers Association (NCBWA) at TD Ameritrade Park Omaha, becoming the first Hurricane hurler to receive the award.

Garcia was named a semifinalist for the Dick Howser Trophy and earned first-team All-American

honors from the NCBWA and third-team All-Atlantic Coast Conference honors while helping Miami earn the ACC regular-season championship and the No. 3 national seed in the NCAA postseason.

A sixth-round pick of the Detroit Tigers, the righthander had 18 saves, second in the nation, and a 2-0 record with a 1.95 ERA in 37 innings over 34 appearances during his award-winning junior season. Garcia allowed 25 hits and 17 walks while striking out 54 batters, holding opponents to a .184 batting average.

The Miami native established the school's career saves record on May 26, 2016 at the ACC Championship against NC State with his 40th save and collected three more saves during the NCAA postseason, bringing his Miami-leading total to 43 for his career.

PAT BURRELL

1998 GOLDEN SPIKES AWARD

Miami's baseball program has seen many great players, but none came to Mark Light Stadium with more expectations, or accomplished more than Pat Burrell. The 1995 California Coaches Player of the Year at San Jose's Bellarmine Prep School, Burrell was selected with the 43rd overall pick in the 1995 MLB Draft by the Boston Red Sox, but chose Miami over professional baseball. Hurricane fans are grateful he did.

Nicknamed "Pat the Bat", his 1996 season was one of the best in college baseball history. He hit a home run in his first game in the Orange & Green, and tallied five home runs in his first six games. He became the first freshman in NCAA history to lead the nation in hitting with a .484 batting average. He totaled 23 home runs and 64 RBI, as the Canes advanced to the Championship Game of the College World Series, where he became only the third player ever to win the CWS MVP award on a team that did not win the title. He was named a first-team All-American by Collegiate Baseball and Baseball America.

The third baseman followed his impressive debut season with 21 home runs, 76 RBI and a .409 average in 1997, once again winning All-American honors. He toured with Team USA, hitting 12 homers in 34 games and was named Summer Player of the Year by Baseball America. In 1998, Burrell missed 38 games due to a back injury, but still compiled 17 HR's with 47 RBI with a .432 average, leading the Canes to the CWS for the third straight year.

NATIONAL AWARD WINNERS

His .886 career slugging percentage ranks second all-time in NCAA history, and his .442 career batting average is seventh all-time, both school records. In the Miami record books, Burrell ranks second in career home runs (61), second in total bases (465), tied for seventh in RBI (187), and sixth in walks (170).

The Philadelphia Phillies made Pat the No. 1 overall pick in the 1998 Major League Baseball draft. He joined the big league club in 2000, finishing fourth in Rookie of the Year balloting. He was co-winner of the 2005 Mike Schmidt Phillies MVP Award. In 2007, he joined Schmidt and Bobby Abreu as the only Phillies players in history to hit 20 homers in seven consecutive seasons.

In 2002, he established "Burrell's Buddies", providing tickets to youth groups that show outstanding character. Pat and his wife, the former Michelle Fonseca, were married November, 10, 2007 in California.

MIKE FIORE

1987 DICK HOWSER TROPHY

A four-year UM starter, Mike Fiore was a member of the 1988 gold medal-winning USA team. The gritty outfielder rewrote the Hurricanes' record book by setting 12 UM batting marks, including hits (341), runs (258), doubles (63), runs batted in (235) and total bases (506).

Fiore earned Freshman All-American honors in leading Miami to the 1985 NCAA crown and was a consensus All-American as a senior. Fiore completed his business degree on time in 1988, and following that season, was drafted and signed by the St. Louis Cardinals. For five seasons, he was the Associate Director and General Manager for USA Baseball.

ORLANDO GONZALEZ

1974 LEFTY GOMEZ PLATE AWARD

The first University of Miami player ever to have his jersey retired (No. 20), Orlando Gonzalez has gone down in the UM annuals as the team's best all-around first baseman. A .300 hitter out of Dade South Community College, Gonzalez hit .338 and stole 34 bases in his first season with the Canes. He followed that performance with a banner senior season. He slugged his way to a .402 average and

stole a then-NCAA record 62 bases. His aggressive style at the plate and on the base paths led the Hurricanes to their first-ever College World Series, where Miami finished second to Southern Cal., who that year won its fifth consecutive CWS title.

Following that College World Series which saw "Big O" drive in seven runs with his seven hits, he became the first recipient of the annual Lefty Gomez Plate Award as the outstanding player in collegiate baseball. He was named to the College World Series all tournament team and as an All American selection by Sporting News and the NCAA coaches as well.

Although not a power hitter--as a lefty shooting against long right field fences he hit but two homers in 1973 and one in 1974-- Gonzalez did have the tools of a fine baseball player. He combined overall hitting with great speed and quickness. He also was adept with the glove. He was a part of most of UM's 68 double plays-- a UM record for that time in twin killings Gonzalez was drafted by the Cleveland Indians following his two-year stint at UM. It was with the Philadelphia Phillies and the Oakland Athletics, though, that he played at the major league level.



ALL-AMERICANS

AACBC

AM. ASSOC. COLLEGE COACHES - 1ST TEAM

1974	Orlando Gonzalez, 1B
1974	Stan Jakubowski, P
1975	Wayne Krenchicki, SS
1976	Gavin Long, P
1977	Rick Montoni, OF
1980	Neal Heaton, P
1981	Neal Heaton, P

ABCA / RAWLINGS

ABCA / RAWLINGS - 1ST TEAM

1969	Larry Pyle, OF
1974	Orlando Gonzalez, 1B
1980	Neal Heaton, P
1981	Neal Heaton, P
1986	Rick Raether, OF
1988	Mike Fiore, OF
1992	Jeff Alkire, P
1994	Danny Graves, P
1996	Pat Burrell, 3B
1997	Pat Burrell, 3B
1998	Alex Santos, P
2010	Yasmani Grandal, C
2015	David Thompson, 3B
2016	Zack Collins, C

ABCA / RAWLINGS - 2ND TEAM

2005	Ryan Braun, 3B
2005	Cesar Carrillo, P
2009	Kyle Bellamy, P
2016	Michael Mediavilla, P

ABCA / RAWLINGS - 3RD TEAM

2013	Bryan Radziewski, P
2014	Chris Diaz, P
2015	Zack Collins, C

BASEBALL AMERICA

BASEBALL AMERICA - 1ST TEAM

1981	Neal Heaton, P
1985	Rick Raether, P
1986	Rick Raether, P
1988	Mike Fiore, OF
1989	Alex Fernandez, P
1990	Oscar Munoz, P
1992	Jeff Alkire, P
1994	Danny Graves, P
1996	Pat Burrell, 3B
1997	Pat Burrell, DH
1998	Aubrey Huff, 3B
1998	Alex Santos, P
2005	Ryan Braun, DH
2008	Yonder Alonso, DH
2009	Kyle Bellamy, P
2010	Yasmani Grandal, C
2015	David Thompson, 3B
2016	Zack Collins, C

BASEBALL AMERICA - 2ND TEAM

1982	Danny Smith, P
1996	Robbie Morrison, P
2005	Cesar Carrillo, P
2007	Yonder Alonso, 1B
2008	Chris Hernandez, P
2008	Blake Tekotte, OF
2008	Jemile Weeks, 2B

BASEBALL AMERICA - 3RD TEAM

1996	Rudy Gomez, 2B
1997	Robbie Morrison, P
1998	Bobby Hill, SS
1998	Pat Burrell, DH
1998	Robbie Morrison, P
1999	Bobby Hill, SS
2004	Cesar Carrillo, P
2015	George Iskenderian, 2B

ALL-AMERICANS

COLLEGIATE BASEBALL

COLLEGIATE BASEBALL - 1ST TEAM

- 1992 Jeff Alkire, P
- 1994 Danny Graves, P
- 1995 Jay Tessmer, P
- 1996 Pat Burrell, 3B
- 1996 Robbie Morrison, P
- 1997 Pat Burrell, 3B
- 2008 Yonder Alonso, DH
- 2008 Chris Hernandez, P
- 2008 Jemile Weeks, 2B
- 2010 Yasmani Grandal, C
- 2014 Chris Diaz, P
- 2015 David Thompson, 3B

COLLEGIATE BASEBALL - 2ND TEAM

- 1989 Joe Grahe, P
- 1992 Charles Johnson, C
- 1998 Alex Santos, P
- 1998 Aubrey Huff, DH
- 1999 Michael Neu, RP
- 2000 David Gil, P
- 2001 Javy Rodriguez, SS
- 2004 Cesar Carrillo, P
- 2005 Ryan Braun, 3B
- 2005 Cesar Carrillo, P
- 2009 Kyle Bellamy, P
- 2013 Bryan Radziewski, P

COLLEGIATE BASEBALL - 3RD TEAM

- 1993 Dave Berg, 2B
- 1995 Kenny Henderson, P
- 1996 J.D. Arteaga, P
- 1997 Robbie Morrison, RP
- 1998 Robbie Morrison, RP
- 1999 Alex Santos, P
- 2000 Kevin Howard, 3B
- 2004 Jim Burt, 1B

- 2005 Jon Jay, OF
- 2007 Yonder Alonso, 1B
- 2010 Chris Hernandez, P

BASEBALL WEEKLY

BASEBALL WEEKLY - 1ST TEAM

- 1998 Alex Santos, P

NCBWA SUPER TEAM

- 1994 Danny Graves, P
- 1994 Luis Hernandez, 2B
- 1995 Jay Tessmer, P
- 1996 J.D. Arteaga, P
- 1996 Pat Burrell, 3B
- 1997 J.D. Arteaga, P
- 1997 Pat Burrell, 3B
- 1998 Pat Burrell, 3B
- 1998 Bobby Hill, SS
- 1998 Aubrey Huff, 1B
- 1998 Alex Santos, P
- 1999 Bobby Hill, SS

NCBWA

NCBWA - 1ST TEAM

- 2005 Cesar Carrillo, P
- 2008 Yonder Alonso, DH
- 2008 Jemile Weeks, 2B
- 2009 Kyle Bellamy, RP
- 2015 George Iskenderian, 2B
- 2015 David Thompson, 3B
- 2016 Zack Collins, C
- 2016 Bryan Garcia, P



ALL-AMERICANS

NCBWA - 2ND TEAM

- 2005 Ryan Braun, 3B
- 2008 Chris Hernandez, P
- 2013 Bryan Radziewski, P

NCBWA - 3RD TEAM

- 2008 Carlos Gutierrez, RP
- 2014 Bryan Garcia, RP

SPORTING NEWS

- 1974 Orlando Gonzalez, 1B
- 1978 Augie Ruiz, P
- 1980 Ross Jones, SS
- 1981 Neal Heaton, P
- 1992 Jeff Alkire, P
- 1994 Danny Graves, P
- 1997 Pat Burrell, 3B
- 1998 Aubrey Huff, DH
- 1998 Alex Santos, P

- 2005 Ryan Braun, 3B
- 2005 Cesar Carrillo, P
- 2006 Eddy Rodriguez, C
- 2010 Yasmani Grandal, C
- 2010 Chris Hernandez, P
- 2013 Chris Diaz, P
- 2013 Bryan Radziewski, P
- 2014 Chris Diaz, P
- 2014 Dale Carey, OF
- 2015 Zack Collins, C
- 2015 David Thompson, 3B
- 2015 George Iskenderian, 2B
- 2016 Zack Collins, C
- 2016 Michael Mediavilla, P
- 2016 Johnny Ruiz, 2B
- 2016 Brandon Lopez, SS
- 2016 Bryan Garcia, P

ABCA ALL-ATLANTIC REGION

- 1984 Darren Mandel, DH
- 1986 Rick Raether, P
- 1987 Mike Fiore, OF
- 1988 Mike Fiore, OF
- 1989 Alex Fernandez, P
- 1989 Joe Grahe, P
- 1990 Oscar Munoz, P
- 1992 Jeff Alkire, P
- 1994 Danny Graves, P
- 1997 J.D. Arteaga, P
- 1997 Pat Burrell, 3B
- 1998 Pat Burrell, 3B
- 1998 Bobby Hill, SS
- 1998 Aubrey Huff, 1B
- 1998 Jason Michaels, OF
- 1998 Alex Santos, P

HISTORY

RETIRED NUMBERS

#1 RON FRASER HEAD COACH

"The Wizard of College Baseball." In a career spanning 30 years, the Nutley, N.J. native won just about everything, including NCAA national titles in 1982 and 1985. He left the coaching ranks as second-winningest all-time coach with a 1,271-438-9 (.747) record. His UM teams set a NCAA record with 20 consecutive playoff appearances. Fraser's expertise extended worldwide as well.

He got his coaching start with the Netherlands that spawned three European Championships. Fraser guided the 1973 United States team that won the world title. In 1987, he led the USA to three upsets of Cuba and ultimately a Silver Medal at the Pan American Games. On the international front, his crowning glory was becoming the first Team USA coach when baseball was a medal sport at the 1992 Summer Games. A 26-time coach of the year, he is a member of 10 halls of fame, including the first class inducted into the College Baseball Foundation Hall of Fame in 2006. Ron Fraser's uniform No. 1 was retired on April 24, 1993.

#5 DOUG SHIELDS OF

In a stellar four-year career, Shields set a high standard for UM centerfielders for years to come. The Tampa, Fla., native set seven offensive records while leading the Hurricanes to the school's first national title in 1982.

Shields is UM's career leader in games played with 284 and ranks second in career at bats with 871. He ranks third in runs scored (238) and hits (271), and is 10th in career RBI with 165. After graduating with a degree in marketing, Shields was signed by the Montreal Expos. However, a knee injury short circuited his pro aspirations. In 1988, Shields was one of 11 founders of the UM's Hall of Fame Locker room in the varsity clubhouse.

#11 PAT BURRELL 3B

Pat Burrell is the only player in the history of University of Miami baseball to win the coveted Golden Spikes Award. He finished his UM career with the best batting average in school history, hitting .442 over his three-year career and first in slugging percentage at .886. Burrell finished second in career home runs with 61, second in total bases with 465, fifth in RBI with 187 and fourth in walks with 170.

His 1996 freshman campaign was one of the greatest seasons in college baseball history, hitting

.484 with 23 home runs and 64 RBI on a team that finished runner-up for the national title. Burrell's sophomore season saw him finish with 21 home runs and a .409 average to go along with 76 RBI. He became Miami's first No. 1 overall pick in the Major League Draft in June of 1998 after hitting .432 with 17 home runs and 47 RBI in an injury-filled junior season

#12 MIKE FIORE OF

A four-year UM starter, Mike Fiore was a member of the 1988 gold medal-winning USA team. The gritty outfielder rewrote the Hurricanes' record book by setting 12 UM batting marks, including hits (341), runs (258), doubles (63), runs batted in (235) and total bases (506).

Fiore earned Freshman All-American honors in leading Miami to the 1985 NCAA crown and was a consensus All-American as a senior. He is also Miami's only Dick Howser Trophy winner, earning the honor in 1987 after leading UM to the College World Series in Omaha, Neb. Fiore completed his business degree on time in 1988, and following that season, was drafted and signed by the St. Louis Cardinals. For five seasons, he was the the Associate Director and General Manager for USA Baseball.

#15 SKIP BERTMAN C/ASST COACH

The first Hurricane baseball coach to have his number retired is best known for taking raw talent and transforming it into wins for Miami and a professional prospect. Bertman served as an assistant under Ron Fraser from 1975-83. He was then named the Head Coach at Louisiana State where he quickly turned that program into a national powerhouse. He played for UM as a catcher and outfielder from 1958-60.

Bertman was also the head coach of the 1996 United States Olympic Baseball Team and is a member of the University of Miami Sports Hall of Fame. Bertman joined Fraser as an inaugural inductee into the College Baseball Foundation Hall of Fame in 2006.

RETIRED NUMBERS

#20 ORLANDO GONZALEZ 1B

Orlando Gonzalez's aggressive style of play at the plate and on the base paths led the Hurricanes to their first College World Series berth in 1974, a runner-up finish to Southern California. Gonzalez was named to the all-tournament team for his efforts at the CWS.

He won the 1974 Lefty Gomez Plate as the Outstanding Player in College Baseball as well as All-America honors by The Sporting News and the NCAA Coaches Association. He hit .338 with 38 stolen bases as a junior and .402 and 62 swipes as a senior in 1974. Drafted by Cleveland, he saw major league action with the Indians, A's and Phillies.

#23 CHARLES JOHNSON C

Charles Johnson was a three-year letterman for the Hurricanes from 1990-92 and a first-team All-American by The Sporting News in his final season. He currently is listed in the record book in three offensive categories: triples in a season (first, 9), triples in a career (fifth, 12) and home runs in a career (ninth, 38).

Additionally, Johnson led the team in home runs in all three seasons in Coral Gables, as well as RBI in 1992. He was drafted by the Florida Marlins in the first round after his junior season in 1992 and enjoyed a MLB career that spanned 12 seasons.

#25 RANDY GUERRA 1B/P

"Dandy Randy" was "Mister Do-It-All for UM", excelling on the mound and at bat from 1976 to 1979. He won 20 games as a hurler, but was best known as a long-ball hitting first baseman. Guerra finished his career in Coral Gables eighth on the career games played list with 238 appearances.

Guerra's consistency also landed him fifth on the career at bats chart with 839. During his four-year career, Guerra flashed excellent skills at the plate, finishing sixth in Miami history with 252 hits. He also finished tied for ninth with 50 career doubles and tied for seventh with 39 career home runs. Maybe the most impressive statistic of Guerra's career was his 427 career total bases, which ranks third in Hurricane history, and 234 RBI, which ranks second.

#26 NEAL HEATON P

Neal "The Heater" Heaton holds many of UM's pitching records, including victories in a season with 18 and strikeouts in a game with 23. He is second in career wins with 42, third in strikeouts in a season with 172 and third in career strikeouts 381.

In three years, 1979-81, Heaton was twice named an All-American and in 1981 was selected by the Cleveland Indians and made the parent club after just one year in the minors. Heaton was the first Hurricane to play in a big league all-star game.

#29 STAN JAKUBOWSKI P

In 1974, as a 19-year-old sophomore, the right hander posted a 16-3 record and dazzling 1.46 ERA while being named to the AABCA All-America and All-College World Series teams. At the CWS, Jakubowski hurled a nine-hit complete game over Harvard in the Hurricanes' first CWS game ever. Miami finished runner-up to USC in their first College World Series.

Jakubowski finished his Miami career with a 40-14 record, 27 complete games, 432 innings pitched and 1.81 ERA. His 27 complete games is still a Miami school record. He was also a member of the 1974 United States team which won the World Amateur Championship under Ron Fraser.

#33 J.D. ARTEAGA P/ASST COACH

J.D. Arteaga established himself as one of the greatest pitchers to ever take the mound at Mark Light Field. During his four-year career, Arteaga set school records for career starts (72) and victories (43). He is second all-time in innings pitched (458.1) and fifth in career strikeouts (343).

Arteaga ranks second in all-time College World Series starts, leading the Hurricanes to four appearances in Omaha. Arteaga was a 28th-round draft choice of the Mets in the 1997 MLB Draft. He retired in March of 2003 from professional baseball to become the pitching coach at his alma mater.

ALL-TIME #PROCANES BY TEAM

ARIZONA DIAMONDBACKS

PLAYER	POS	YEARS
Jorge Fabregas	C	1998
Chris Herrmann	C/OF	2016-17
Jon Jay	OF	2018
Peter O'Brien	OF	2015-16

ATLANTA BRAVES

PLAYER	POS	YEARS
Brian Barton	OF	2009
Jorge Fabregas	C	1999

BALTIMORE ORIOLES

PLAYER	POS	YEARS
Aubrey Huff	3B/DH	2007-09
Charles Johnson	C	1999-2000
Wayne Krenchicki	3B	1979-81
Mike Pagliarulo	3B	1993
Danny Valencia	3B/OF	2013, 2018
Jemile Weeks	2B	2014

BOSTON RED SOX

PLAYER	POS	YEARS
Alex Cora	2B	2005-08
Chris Howard	P	1994
Al Richter	SS	1951, 1953
Danny Valencia	3B	2012
Jemile Weeks	2B	2014-15

CHICAGO CUBS

PLAYER	POS	YEARS
Bobby Hill	2B	2002-03
Jon Jay	OF	2017
Scott Maine	P	2010-12

CHICAGO WHITE SOX

PLAYER	POS	YEARS
Jorge Fabregas	C	1997
Alex Fernandez	P	1990-96
Chris Howard	P	1993
Charles Johnson	C	2000
Nelson Santovenia	C	1992
Blake Tekotte	OF	2013

CINCINNATI REDS

PLAYER	POS	YEARS
Yonder Alonso	1B/OF	2010-11
Danny Graves	P	1997-2005
Kenny Kelly	OF	2005
Wayne Krenchicki	3B	1982-85
Greg Vaughn	OF	1999

CLEVELAND INDIANS

PLAYER	POS	YEARS
Yonder Alonso	1B	2018
Mike Armstrong	P	1987
Alex Cora	2B	2005
Orlando Gonzalez	1B/OF	1976
Danny Graves	P	1996-97, 2006
Neal Heaton	P	1982-86
Scott Maine	P	2012
Jason Michaels	OF	2006-08
Chris Perez	P	2009-13

COLORADO ROCKIES

PLAYER	POS	YEARS
Joe Grahe	P	1995
Charles Johnson	C	2003-04
Greg Vaughn	OF	2003

DETROIT TIGERS

PLAYER	POS	YEARS
Aubrey Huff	DH	2009
Kurt Knudsen	P	1992-94
Wayne Krenchicki	3B	1983

HOUSTON ASTROS

PLAYER	POS	YEARS
Buddy Harris	P	1970-71
Steve Hertz	3B	1964
Aubrey Huff	3B/OF	2006
Charlton Jimerson	OF	2005-06
Jason Michaels	OF	2009-11
Orlando Palmeiro	OF	2004-07

KANSAS CITY ROYALS

PLAYER	POS	YEARS
Mike Armstrong	P	1982-83
Jorge Fabregas	C	2000
Neal Heaton	P	1992
Jon Jay	OF	2018
Ross Jones	SS	1987
Danny Rios	P	1998
Nelson Santovenia	C	1993
Danny Valencia	3B	2014
Tony Vila	P	1978

LOS ANGELES ANGELS OF ANAHEIM

PLAYER	POS	YEARS
Jorge Fabregas	C	1994-97, '01-02
Joe Grahe	P	1990-94
Ryan Jackson	INF	2015
Orlando Palmeiro	OF	1995-2002

LOS ANGELES DODGERS

PLAYER	POS	YEARS
Tony Brewer	OF	1984
Alex Cora	2B	1998-2004
John Douglas	1B	1945
Charles Johnson	C	1998
Mike Metcalfe	OF	1998, 2000
Chris Perez	P	2014
Mike Piazza	C	1992-98
F.P. Santangelo	OF	2000
Yasmani Grandal	C	2015-18

MIAMI MARLINS

PLAYER	POS	YEARS
Dave Berg	SS	1998-2001
Jorge Fabregas	C	1999
Alex Fernandez	P	1997-2000
Charles Johnson	C	1994-98, '01-02
Michael Neu	P	2004
Peter O'Brien	1B/OF	2018
Mike Piazza	C	1998
Gaby Sanchez	1B	2008-12

ALL-TIME #PROCANES BY TEAM

MILWAUKEE BREWERS

PLAYER	POS	YEARS
Ryan Braun	3B/OF	2007-18
Jorge Fabregas	C	2002
Gus Gandarillas	P	2001
Neal Heaton	P	1992
Greg Vaughn	OF	1989-96

MINNESOTA TWINS

PLAYER	POS	YEARS
Neal Heaton	P	1986
Chris Herrmann	C/OF	2012-15
Oscar Muñoz	P	1995
Mike Pagliarulo	3B	1991-93
Danny Valencia	3B	2010-12

NEW YORK METS

PLAYER	POS	YEARS
Alex Cora	2B	2009-10
Jorge Fabregas	C	1998
Danny Graves	P	2005
Ross Jones	SS	1984
Mike Piazza	C	1998-2005

NEW YORK YANKEES

PLAYER	POS	YEARS
Mike Armstrong	P	1984-86
Neal Heaton	P	1993
Mike Pagliarulo	3B	1984-89
Danny Rios	P	1997
Wade Taylor	P	1991
Jay Tessmer	P	1998-2000, 2002

OAKLAND ATHLETICS

PLAYER	POS	YEARS
Yonder Alonso	1B	2016-17
Warren Bogle	P	1968
Orlando Gonzalez	1B/OF	1980
Michael Neu	P	2003
Mike Piazza	DH	2007
F.P. Santangelo	OF	2001
Danny Valencia	3B/OF/1B	2015-16
Jemile Weeks	2B	2011-13

PHILADELPHIA PHILLIES

PLAYER	POS	YEARS
Pat Burrell	OF	2000-08
Orlando Gonzalez	1B/OF	1978
Joe Grahe	P	1999
Ryan Karp	P	1995, 1997
Jason Michaels	OF	2001-05

PITTSBURGH PIRATES

PLAYER	POS	YEARS
Neal Heaton	P	1989-91
Bobby Hill	2B	2003-05
Jason Michaels	OF	2008
Gaby Sanchez	1B	2012-14

SAN DIEGO PADRES

PLAYER	POS	YEARS
Yonder Alonso	1B/OF	2012-15
Mike Armstrong	P	1980-81
Cesar Carrillo	P	2009
Yasmani Grandal	C	2012-14
Jon Jay	OF	2016
Mike Pagliarulo	3B	1989-90
Mike Piazza	C	2006

Eddy Rodriguez	C	2012
Blake Tekotte	OF	2011-12
Greg Vaughn	OF	1996-98
Jemile Weeks	2B	2016

SAN FRANCISCO GIANTS

PLAYER	POS	YEARS
Pat Burrell	OF	2010-11
Aubrey Huff	3B/OF	2010-12
F.P. Santangelo	OF	1999
Mike Schemer	1B	1945-46
Andrew Suarez	P	2018

SEATTLE MARINERS

PLAYER	POS	YEARS
Yonder Alonso	1B	2017
Chris Herrmann	C	2018
Charlton Jimerson	OF	2007-08
Ross Jones	SS	1986
Jim Maler	1B	1981-83
Danny Valencia	3B/1B/OF	2017

ST. LOUIS CARDINALS

PLAYER	POS	YEARS
Brian Barton	OF	2008
John Fulgham	P	1979-80
Ryan Jackson	INF	2012-13
Jon Jay	OF	2010-15
Orlando Palmeiro	OF	2003
Chris Perez	P	2008-09

TAMPA BAY RAYS

PLAYER	POS	YEARS
Pat Burrell	OF	2009-10
Aubrey Huff	3B/OF	2000-06
Charles Johnson	C	2005
Kenny Kelly	OF	2000
Greg Vaughn	OF/DH	2000-02

TEXAS RANGERS

PLAYER	POS	YEARS
Alex Cora	2B	2010
Chris Howard	P	1995
Mike Pagliarulo	3B	1995

TORONTO BLUE JAYS

PLAYER	POS	YEARS
Dave Berg	SS	2002-04
Danny Valencia	3B/OF	2014-15

WASHINGTON NATIONALS

PLAYER	POS	YEARS
Alex Cora	2B	2011
Neal Heaton	P	1987-88
Kenny Kelly	OF	2005
Wayne Krenchicki	3B	1986
F.P. Santangelo	OF	1995-98
Nelson Santovenia	C	1987-91

ALL-TIME MLB DRAFT PICKS

PRE-DRAFT ERA (through 1964)

YEAR	RD	PICK	NAME	TEAM
1956	—	—	Tommy Adams	Phillies
1959	—	—	Ed Harrison	Indians
1962	—	—	Larry Wilson	Athletics
1963	—	—	Ernie Yaroshuk	Phillies
1964	—	—	Elmer Harris	White Sox
	—	—	Bobby Ward	Cubs

JUNE DRAFT (1964-current)

YEAR	RD	PICK	NAME	TEAM
1965	34	632	Bob Biletnikoff	Athletics
1966	6	102	*Warren Bogle ^A	Athletics
1968	—	FA	John Danchick	Red Sox
	—	FA	Dick Stureman	Mets
1969	7	153	George Maduro	Yankees
	25	576	Thom Lehman	Astros
1970	—	FA	Tony Barletta	Dodgers
1971	24	559	Terry Brown	Giants
	—	FA	Tom Borzecki	Giants
1972	—	FA	Ferris French	Red Sox
1973	—	FA	Bob Bartlett	Mets
	—	FA	Ralph Edwards	Tigers
	—	FA	Rick Patrylo	Cubs
	—	FA	Wally Pontiff	Rangers
1974	18	408	*Orlando Gonzalez	Indians
	35	662	Rick Reichle	Orioles
	—	FA	Benny Castillo	Expos
	—	FA	Manny Trujillo	Indians
1975	—	FA	Jerry Brust	Angels
	—	FA	Rick D'Innocenzio	Giants
	—	FA	Tom Holliday	Pirates
1976	12	280	Pat Callahan ^A	Yankees
	28	623	Rick Montoni ^A	Braves
	—	FA	Stan Jakubowski	Pirates
	—	FA	Bill Malpas	Reds
1977	8	205	Pat Callahan	Yankees
	14	263	Rick Montoni	White Sox
	—	FA	Gavin Long	Brewers
1978	3	73	Augie Ruiz	Dodgers
	19	485	Howard Shapiro ^A	Rangers
	21	522	Randy Guerra ^A	Brewers
	25	602	Humberto Acosta	Brewers
	—	FA	Kevin Ruffler	Astros
	—	FA	*Tony Vila	Royals
1979	11	261	Mark Batten	Mariners
	13	333	Ron Batter	Royals
	14	363	Randy Guerra	Yankees
	19	482	Alfredo Rodriguez	Padres
	37	841	Howie Shapiro	Cubs
	—	FA	Erol Akchurin	Yankees
	—	FA	*Tony Brewer	Yankees
	—	FA	George Persandi	Twins
	—	FA	Wes Robbins	Yankees
1980	1	9	*Ross Jones	Dodgers
	9	234	Matt Tyner	Orioles
	14	258	Bob Bastian	Angels
	18	460	Jeff Morrison ^A	Tigers
	24	603	Matt Minium	Indians
	—	FA	Dave Bisceglia	Reds
	—	FA	Paul Hundhammer	Red Sox
1981	1	26	Frank Castro	Padres
	2	39	*Neal Heaton	Indians
	6	154	*Mike Pagliarulo	Yankees
	8	193	Brian Silvas	Indians

YEAR	RD	PICK	NAME	TEAM
1981	13	324	Tom Gil	Pirates
	14	362	Mike Browning	Yankees
	19	472	Jeff Morrison	Tigers
	—	FA	Rob Biagini	Giants
	—	FA	Alex DeJesus	Expos
1982	18	458	Mike Kasprzak	Astros
	24	611	Sam Sorce	Rangers
	—	FA	Eddie Escobano	Athletics
	—	FA	Mickey Williams	Giants
1983	8	202	Dave Eichorn	Dodgers
	10	238	Danny Smith	Reds
	10	243	Bill Wrona	Mariners
	16	397	Orlando Artiles	Athletics
	20	519	Phil Lane ^A	Brewers
	25	620	Calvin James ^A	Cubs
	28	688	Camilo Pascual	Athletics
	—	FA	Pat Griffin	Tigers
	—	FA	Steve Lusby	Angels
	—	FA	Mike Sanicola	Yankees
	—	FA	Mitch Seoane	Yankees
	—	FA	Javier Velazquez	Dodgers
1984	2	38	Frank Russo	Pirates
	2	52	Rob Souza	Tigers
	6	149	Clarke Lange	Astros
	16	414	Phil Lane	Yankees
	21	543	Darren Mandel	Yankees
	29	702	Doug Shields	Expos
	8	210	Don Rowland	Tigers
1985	13	326	Calvin James	Astros
	13	340	Alain Patenaude	Tigers
	18	459	Rick Raether ^A	Angels
	30	760	Kevin Sheary ^A	Cardinals
	—	FA	Jon Leake	Brewers
	—	FA	Willie Martinez	Orioles
1986	6	137	Rick Raether	Rangers
	13	317	Dan Davies	Indians
	25	628	Kevin Sheary	Mariners
	—	FA	*Chris Howard	Yankees
	—	FA	Gus Meizoso	Rangers
	—	FA	Kevin Ryan	Dodgers
1987	22	573	Chris Lee	Astros
	—	FA	Mike Gibbons	Expos
	—	FA	*Wade Taylor	Yankees
1988	5	125	*Joe Grahe ^A	Athletics
	9	239	*Kurt Knudson	Tigers
	15	392	Mike Fiore	Cardinals
	26	669	Jorge Robles	Mariners
	28	715	Frank Dominguez	Angels
	30	779	Will Vespe	Twins
	53	1291	Doug DeKock	Expos
	62	1390	Mike Piazza [*]	Dodgers
	—	FA	Steffen Majer	Cardinals
1989	2	39	*Joe Grahe	Angels
	20	512	F.P. Santangelo	Expos
	26	664	Joe Trujillo	Cardinals
	60	1418	Rey Noriega	Yankees
	—	FA	Henry Hernandez	Cardinals
	—	FA	Mike Hinde	Twins
	—	FA	Will Vespe	Indians
	—	FA	Larry Walker	Yankees
1990	1	4	*Alex Fernandez	White Sox
	4	133	Oscar Muñoz	Indians
	26	697	Shawn Purdy ^A	Athletics
	—	FA	Juan Flores	Brewers
	—	FA	Chris Hirsch	Expos
1991	1	34	*Jorge Fabregas	Angels
	16	429	Shawn Purdy	Angels
	22	570	*Ryan Karp (FIU)	Braves
	33	871	*Orlando Palmeiro	Angels

YEAR	RD	PICK	NAME	TEAM
1991	39	1014	Maurice Crum	Brewers
	—	FA	Scott Lucas	Brewers
	—	FA	Mike Tosar	Mets
1992	1	28	*Charles Johnson	Marlins
	3	94	Guo Gandarillas	Twins
	5	139	Jeff Alkire	Cardinals
	9	242	*Ryan Karp (FIU)	Yankees
	17	469	Jonathan Smith	Mets
	—	FA	Chris Anderson	Angels
	—	FA	Kevin DiGiacomo	Indians
	—	FA	Gino DiMare	Red Sox
	—	FA	Frank Mora	Mets
1993	8	214	Jose Prado	Dodgers
	10	272	Silvio Censale	Phillies
	38	1079	*Dave Berg	Marlins
	44	1238	Chad Rupp	Twins
	—	FA	Danny Rios	Yankees
	—	FA	Rick Ellstrom	Padres
1994	2	55	Kenny Henderson ^A	Expos
	3	76	*Mike Metcalfe	Dodgers
	4	101	*Danny Graves	Indians
	10	278	Bruce Thompson ^A	Cardinals
	15	425	Sean Duncan	White Sox
	21	569	Alex Miranda	Athletics
	21	581	Eric Morgan	Mariners
	33	904	Luis Hernandez	Mets
	45	1238	Walter Owens	Indians
1995	5	117	Kenny Henderson	Padres
	11	284	Danny Buxbaum	Angels
	12	327	Bruce Thompson	Giants
	13	341	Rick Gama	Padres
	19	534	*Jay Tessmer	Yankees
	30	838	Jason Adge	Indians
	31	866	Ricky Gonzalez	Indians
	36	1002	Adam Finnieston	Royals
	42	1176	Pete Demorejon	White Sox
	46	1283	Denis Pujals ^A	Yankees
1996	3	88	*Alex Cora	Dodgers
	6	158	Jim Gargiulo	Cardinals
	9	274	Denis Pujals	Devil Rays
	10	299	Rudy Gomez	Yankees
	17	514	Michael DeCelle	Devil Rays
	18	537	Alan Westfall	Mariners
	28	825	T.R. Marcinczyk	Athletics
	37	1088	Clint Weibl	Cardinals
	43	1271	Eddie Rivero	Phillies
	43	1272	Kenard Lang ^A	White Sox
	45	1319	Tris Moore	Tigers
	54	1515	J.D. Artega ^A	Pirates
	50	1595	Ryan Grimm ^{tt} ^A	Mariners
1997	7	234	Eddy Reyes	Devil Rays
	15	464	*Jason Michaels ^A	Cardinals
	16	504	Laz Gutierrez ^A	Devil Rays
	18	535	Ryan Grimm ^{tt}	Tigers
	22	665	Mandy Jacomino	Tigers
	26	780	J.D. Artega	Mets
	44	1301	Brad Brewer	Angels
	—	FA	Mike Lopez-Cao	Devil Rays
1998	1	1	*Pat Burrell	Phillies
	2	47	Robbie Morrison	Royals
	3	96	Alex Santos ^A	Dodgers
	4	104	*Jason Michaels	Phillies
	5	162	*Aubrey Huff	Devil Rays
	8	248	Todd Ozias	Giants
	13	387	Laz Gutierrez	Tigers
	—	FA	German Alvarez	Braves
1999	2	66	*Bobby Hill ^A	White Sox
	3	96	Russ Jacobson	Phillies
	4	115	Alex Santos	Devil Rays

ALL-TIME MLB DRAFT PICKS

YEAR	RD	PICK	NAME	TEAM	YEAR	RD	PICK	NAME	TEAM
1999	7	216	David Gil [^]	Phillies	2009	5	163	Kyle Bellamy	White Sox
	29	878	Michael Neu	Reds	6	192	*Chris Herrmann	Twins	
	—	FA	Darryl Roque	Expos	20	620	Eric Erickson [^]	Cubs	
	—	FA	Brian Seever	Angels	28	841	Dave DiNatale	Rockies	
2000	2	43	*Bobby Hill	Cubs	36	1073	John Housey	Mariners	
	3	93	David Gil	Reds	37	1122	David Gutierrez [^]	Twins	
	14	416	Manny Crespo	Mariners	46	1400	Glenn Cook (football)	Cubs	
	40	1200	Mark Walker	Giants	2010	1	12	*Yasmani Grandal	Reds
	44	1314	Kevin Brown [^]	Red Sox	7	233	Chris Hernandez	Red Sox	
2001	2	54	Mike Rodriguez	Astros	18	555	David Gutierrez	Twins	
	4	121	Chris Sheffield	Blue Jays	29	881	Scott Lawson	Rays	
	4	132	Brian Walker	Mets	30	919	Iden Nazario	Cardinals	
	5	146	*Charlton Jimerson	Astros	2011	2	90	Harold Martinez	Phillies
	7	207	Tom Farmer	Tigers	3	98	Zeke DeVoss	Cubs	
	11	330	Marcus Nettles	Padres	8	260	Daniel Miranda	Cardinals	
	16	488	Mike DiRosa	DBacks	16	500	Travis Miller	Cardinals	
	17	507	Dan Smith	Tigers	17	513	Nathan Melendres	Mariners	
	19	585	Kevin Brown	Braves	2012	2	94	Peter O'Brien	Yankees
	28	831	Troy Roberson [^]	Rangers	7	238	E.J. Encinosa	Giants	
	37	1112	Kris Clute	Marlins	8	264	Stephen Perez	Nationals	
	—	FA	Greg Lovelady	Marlins	20	611	Steven Ewing	Mariners	
	—	FA	Alex Prendes	Red Sox	34	1057	Eric Erickson	Yankees	
2002	5	135	Kevin Howard	Reds	—	FA	Rony Rodriguez	Cubs	
	5	144	Javy Rodriguez	Angels	—	FA	Cade Kreuter	Padres	
	11	322	Kiki Bengochea	Rangers	2013	21	619	Eric Nedeljkovic	Rockies
	15	457	Matt Dryer	Giants	29	867	Chantz Mack	Mariners	
	21	632	T.J. Prunty	Twins	29	875	Bryan Radziewski [^]	Cardinals	
	23	692	Danny Matienzo	Twins	38	1130	Javi Salas [^]	Twins	
	47	1394	Troy Roberson	Mets	—	FA	Alex San Juan	Rockies	
2003	35	1040	Jim Burt [^]	Blue Jays	2014	2	57	Andrew Suarez [^]	Nationals
2004	2	54	Erick San Pedro	Expos	5	163	Chris Diaz	Braves	
	10	299	Adam Ricks	White Sox	7	214	Dale Carey	Nationals	
	19	554	Jim Burt	Mets	9	256	Bryan Radziewski	Astros	
	26	771	J.D. Cockroft	Rangers	10	296	Javi Salas	Brewers	
	38	1133	Richard Giannotti	Angels	21	629	Tyler Palmer	Angels	
	40	1207	Danny Figueroa [^]	Athletics	40	1186	Alex Hernandez	Astros	
	—	FA	*Brian Barton	Indians	2015	2	61	Andrew Suarez	Giants
2005	1	5	*Ryan Braun	Brewers	4	119	David Thompson	Mets	
	1	18	Cesar Carrillo	Padres	7	211	George Iskenderian	Brewers	
	4	126	*Gaby Sanchez	Marlins	14	432	Garrett Kennedy	Dodgers	
	9	273	Paco Figueroa	Orioles	16	485	Ricky Eusebio	Mariners	
	10	305	Chiqui Chirino	White Sox	2016	1	10	Zack Collins	White Sox
	23	685	Brendan Katin	Brewers	6	170	Willie Abreu	Rockies	
	24	711	Vince Bongiovanni	DBacks	6	175	Bryan Garcia	Tigers	
	34	1022	Brandon Camardese	Reds	10	303	Brandon Lopez	Twins	
	43	1289	Danny Figueroa	Orioles	14	447	Danny Garcia	Mariners	
	—	FA	Dan Touchet	Rangers	18	545	Jacob Heyward	Giants	
2006	1	42	*Chris Perez	Cardinals	28	847	Johnny Ruiz [^]	Astros	
	2	74	*Jon Jay	Cardinals	2017	12	349	Carl Chester	Rays
	4	111	Ricky Orta	Mariners	24	716	Jesse Lepore	Rockies	
	8	233	Tommy Giles	Dodgers	2018	11	341	Frankie Bartow	Nationals
	19	576	*Danny Valencia	Twins	18	528	Romy Gonzalez	White Sox	
	20	594	*Eddy Rodriguez	Reds	18	544	Andrew Cabezas	Nationals	
	23	678	*Scott Maine [^]	Rockies	28	825	Danny Reyes	Tigers	
2007	6	193	*Scott Maine	DBacks	29	855	Jeb Bargfeldt	Tigers	
	8	271	Manny Miguelez	Tigers	34	1025	Michael Medavilla	Brewers	
	30	921	Danny Gil	Astros					
	34	1024	Enrique Garcia [^]	Cubs					
	—	FA	Roger Tomas	Tigers					
2008	1	7	*Yonder Alonso	Reds					
	1	12	*Jemile Weeks	Athletics					
	1	27	Carlos Gutierrez	Twins					
	2	66	Dennis Raben	Mariners					
	3	101	*Blake Tekotte	Padres					
	4	129	Mark Sobolewski	Blue Jays					
	24	719	Enrique Garcia	Reds					
	26	786	Adrian Severino	Twins					
2009	5	144	Jason Hagerty	Padres					
	5	159	*Ryan Jackson	Cardinals					



ALL-TIME BASEBALL LETTERMEN

A

Abrams, Sam	2011, 2013-15
Abreu, Willie	2014-16
Acosta, Humberto	1977-78
Adams, Tommy	1953-56
Adams, Larry	1948
Addison, Brent	1986
Adge, Jason	1995
Adler, Jim	1951
Akchurin, Erol	1977-78
Albir, Marcelo	2003-04, 06
Alfonso, Gus	1998
Alfonso, Raudel	2005-06
Alonso, Yonder	2006-08
Allen, Connor	2018
Allen, Jon	2004
Alkire, Jeff	1989-92
Alvarez, Bob	1952-53
Alvarez, German	1997-98
Alvarez, Ryan	2016
Amditis, Michael	2017-18
Anderson, Chris	1988, 90-92
Archer, John	1961-62
Armstrong, Mike	1973
Arrieta, Fadol	1992-93
Arteaga, J.D.	1994-97
Artiles, Orlando	1982-83

B

Baldoni, Fred	1947-50
Baldor, Nico	2017
Bargfeldt, Jeb	2017-18
Barkett, Matt	2002-03
Barletta, Tony	1969-70
Barnes, George	1964
Barquin, Tony	1980-81
Barr, Christopher	2013, 2015-17
Barrett, Pat	1970-71
Bartell, John	1958-60
Bartlett, Bob	1971-73
Bastian, Bob	1980
Barton, Brian	2003-04
Bartow, Frankie	2016-18
Batista, Randy	2016-17
Battaglia, Tom	1971
Battaglia, Vince	1970-71
Batten, Mark	1976-79
Batter, Ron	1978-79
Bauer, Mark	1983
Baxter, Tom	1974
Beal, Stuart	1954
Beasley, Sean	1996
Beauprez, Derik	2014-15
Beckman, Witt	1972-75

Beer, Irv	1953
Beish, Greg	1971
Bellamy, Kyle	2007-09
Bengochea, Kiki	2000-02
Benoit, Jerry	1951-53
Berg, Dave	1992-93
Berry, Steve	1973
Berry, Red	1959-61
Berryman, Dick	1947-48
Bertani, Fred	1963-65
Berthelot, Eric	1993
Bertman, Skip	1958-60
Best, Gary	1992
Biagini, Rob	1980-81
Biletnikoff, Bob	1965
Bisceglia, Dave	1980
Alex Blanco	2002-04
Ted Blackman	2009-10
Blank, Jerry	1946
Blanton, Ed	1946
Blanton, Jack V.	1946
Boden, Eddie	1948-49
Bogle, Warren	1966-67
Boguszewski, Hank	1973
Bongiovanni, Vince	2002-05
Bonofiglio, Mario	1954
Booth, Dean	1960-61
Borgese, Jeff	1989
Borowicz, Ray	1971
Borzecki, Tom	1968-71
Bossory, John	1963-65
Brady, John	1962-65
Brande, Luis	1975-76
Brannan, Ryan	1994-95
Braun, Ryan	2003-05
Bravo, Eddie	1968-69
Brenan, Mike	1958-59
Breslof, Steve	1974-75
Brewer, Tony	1978-79
Brewer, Bob	1957-59
Brewer, Brad	1997
Briggi, Danny	2015
Broad, Michael	2010-13
Brooks, Walt	1979
Brown, Clint	1992
Brown, Kevin	1998-01
Brown, Tom	1967
Brown, Terry	1970-72
Browning, Mike	1981
Bruce, Wayne	1973
Bruckner, Dan	1987-88
Brust, Jerry	1974-75
Buchowski, Barry	2016-17
Bundrick, Brian	1996
Burmester, Lou	1980
Burnett,*	1946

Burns, Michael	2017-18
Burrell, Bill	1950-51
Burrell, Pat	1996-98
Burt, Jim	2001-04
Burton, Tim	1996
Bush, Todd	1990-91
Buxbaum, Danny	1994-95

C

Cabezas, Andrew	2016-18
Callahan, Pat	1976-77
Cameron, Rusty	1970
Campbell, Whitey	1947-50
Camardese, Brandon	2002-05
Canevari, Dan	1979
Cannizzaro, Frank	1996
Carapella, Al	1949-50
Carey, Dale	2011-14
Carr, Dave	1982-83
Carrillo, Cesar	2004-05
Cartaya, Oscar	1997
Carter, Dick	1951-52
Carter, Kevin	1983-84
Cash, Charlie	1984
Casoria, Len	1955-56
Castillo, Benny	1971-74
Castro, Frank	1979-81
Catalino,*	1963
Caudle, Jim	1953, 57
Censale, Silvio	1991-93
Chaney, Joe	1977
Channell, Ryan	1999
Chefas, John	1963
Chester, Carl	2015-17
Chirino, Chiqui	2003-04
Cianchini, Elliot	1989-90
Clark, Jim	1947
Clark, Al	1984
Cloonan, Dylan	2018
Clute, Kris	1998-01
Cockroft, J.D.	2001-04
Cohn, Andrew	2001-04
Colasanti, Art	1966
Coleman, Greg	1990-93
Collazo, Lazaro	1985
Collins, John	1965-66
Collins, Zack	2014-16
Conley, Jeff	1982
Connell, Jerry	1953
Contreras, Ed	1957-59
Cook, Jeremy	2018
Cooper, Rob	1993
Cora, Alex	1994-96
Cortina, Bucky	1948-50, 52
Crespo, Manny	1998-00

ALL-TIME BASEBALL LETTERMEN

Crocitto, Peter	2015-16
Crosta, Jim	1973-75
Crow, Dean	1992
Crum, Maurice	1990-91
Cucuzza, John	1973
Cuervo, Bernie	1993

D

D'Innocenzio, Rick	1974-75
Danchik, John	1966-68
Dangel, Al	1958-60
Davies, Dan	1983-86
Davison, James	2017
Day, Steve	1990-91
Deardorff, Lou	1951-52
DeBold, Luke	1999-02
DeBold, Rusty	1985-86
DeCelle, Michael	1996
Deem, Cliff	1967-69
Dehlinger, Rick	1978
DeJesus, Alex	1978-81
DeKock, Doug	1987-88
DeKreon, Bob	1955
Del Giudice, Rick	1977-80
Del Rio, Ted	1951-52
Deliz, Chico	1960-62
DeMola, Oscar	1975
Dermigny, Sam	1946
Desmond, Bill	1948-50
DeVoss, Zeke	2010-11
Diaz, Carlos	2014
Diaz, Chris	2012-14
Diaz, Rick	1978-79
Diaz, Sebastian	2014-15
Diaz, Walter	2005
Diego, Kevin	2007
DiGiacomo, Kevin	1990-92
DiFalco, Joe	1972-73
DiGiammarino, Larry	1960
DiMare, Gino	1989-92
DiMare, Richard	1962
DiNatale, Dave	2007-09
Dini, Greg	2002-03
DiRosa, Mike	1999-01
Dixon, Ryan	2002-03
Dollar, Toby	1994
Dominguez, Frank	1985-88
Donahue, Karl	1950-52
Dorish, Dave	1991-92
Dryer, Matt	1999-01
Duarte, Lou	1979
Duffin, Tom	1986
Dulom, Kirk	1986-87, 89
Duncan, Sean	1994
Dunkle, Sheldon	1956-58

Dyshuk, Pete	1951
--------------	------

E

Eccleston,*	1963
Edwards, Ralph	1973
Egnatuk, Wally	1980
Eich, Gene	1964
Eich, Dennis	1962-64
Eichhorn, Dave	1983
Ellena, Greg	1983-86
Ellison, Ernie	1949
Ellstrom, Rick	1992-93
Encinosa, E.J.	2010-12
Epstein, Daniel	2016-18
Erickson, Eric	2007-08, 10, 12
Erickson, Greg	1990
Erwin, Mat	1994
Escala, Willy	2018
Escribano, Eddie	1979-80, 82
Esquivel, Lale	1997, 99-00
Estrada, Bobby	1979
Eusebio, Ricky	2013-2015
Ewing, Steven	2010-12

F

Fabregas, Jorge	1989-91
Fahy, Thomas	1961
Fanaro, Carl	1963
Farrell, Jon	1990
Farmer, Tom	1998-01
Fauci, Steve	1985
Federman, Daniel	2018
Feeney, Patrick	2005
Feldman, Richard	1976-77
Feldman, Robert	1976-77
Ferguson, Dave	1980
Ferguson, John	1947
Fernandez, Alex	1989
Fernandez, Alexander	2012-13
Ferrara, Tony	1949-51
Fieger, Brad	2011-2014
Fieler, Ralph	1949
Figueroa, Danny	2002-05
Figueroa, Paco	2002-05
Finnieston, Adam	1995
Fiore, Mike	1985-88
Fischer, Ed	1974
Fitch, Bob	1963
Fitzgerald, Mike	1964-65
Fleizach, Frank	1998
Flick, Vaughn	1973-75
Flores, Juan	1989-90
Floyd, Rick	1973-74

Flynn, Bobby	1972-75
Fordyce, Larry	1967-68
Foster, Harvey	1962-64
Franantonio, Frank	1948
Frear, Fred	1954
Freitas, Nick	2006-07
French, Ferris	1968-70
Frese, Roger	1957
Frey, Eric	1974
Fuko, Dean	1971-73
Fulghan, John	1975

G

Gale, Dino	1976, 79
Gali, Brandon	2017
Gallagher, Terry	1977-81
Gallo, Hadrian	1984
Gama, Rick	1993-95
Gandarillas, Gus	1992
Gankofskie, Rich	1977
Garabedian, Alex	2005
Garcia, Bryan	2014-16
Garcia, Danny	2014-16
Garcia, Enrique	2007-2008
Gargiulo, Jim	1994-96
Garrigus, Carl	1953-55
Garvey, Ed	1968-70
Gawenda, Chris	2006, 08
George, Bobby	1970-71
Gerrotty, Dick	1946-49
Ghaul, Harry	1946-47
Giacoboni, Dom	1956-58
Gianini, Jim	1969
Giannotti, Richard	2002-04
Gibbons, Mike	1986-87
Gifford, Ron	1972-83
Gil, Danny	2004-07
Gil, David	1997-00
Gil, Raymond	2018
Gil, Tom	1981
Giles, Tommy	2006
Gill, Rob	1976-77
Girona, Frank	1951
Golding, Rob	1957
Gomez, Joe	2016-17
Gomez, Rudy	1994-96
Gomez, Tito	1966-68
Gonsalves, Lou	1950-51
Gonzalez, Dorian	1994-96
Gonzalez, Orlando	1973-74
Gonzalez, Ricky	1995
Gonzalez, Roger	2013
Gonzalez, Romy	2016-18
Goodwin, Jim	1967
Graham, Norman	1959-61



ALL-TIME BASEBALL LETTERMEN

Grahe, Joe	1987-89	Hirsch, Chris	1988-90	Kavanaugh, Dan	1960-62
Grandal, Yasmani	2008-10	Hoelker, Chad	1992-95	Kazan, Marty	1952-53
Grandinette, Frank	2013	Hoff, Eddie	1995-96	Keller, Chuck	1979
Graves, Danny	1992-94	Hogan, Bill	1976	Kelly, Charles	1947
Green, Toby	1963-65	Hogden, *	1949	Kennedy, Garrett	2012-15
Green, Joel	1969-71	Holka, Doug	1969-72	Kichiefski, Bob	1952-53
Grey, William	1962-65	Holliday, Tom	1974-75	Kirkpatrick, Norm	1981
Griffen, Pat	1983	Honiotes, Andy	2015	Kish, Dave	1961-63
Grimmett, Ryan	1994-97	Hooft, Joey	2002-04	Kissell, Larry	1947-48
Grundy, Jerad	2010	Horgen, David	1957-59	Kissner, Albie	1976
Guerra, Randy	1976-79	Housey, John	2007-09	Knight, Terry	1966
Guerra, Rene	2008-09	Howard, Chris	1986	Knightsen, Willie	1984
Guerra, Ryan	2016-17	Howard, Kevin	2000-02	Knott, Dave	1974-77
Gullette, Leigh	1976-80	Howell, Greg	1997-00	Knowles, Greg	1988-91
Gutierrez, Carlos	2005-08	Huguet, George	2001-04	Knowles, Dale	1984
Gutierrez, David	2007-10	Huff, Aubrey	1997-98	Knudsen, Kurt	1988
Gutierrez, Laz	1996-98	Hughes, Bobby	1959-61	Koronis, Alex	2007-08
Guttman, Maury	1958	Hundhammer, Paul	1979-80	Kosek, Rick	1984-85

H

Hacker, T.J.	2003
Hagerty, Jason	2007-09
Hambleton, Denny	1947-50
Hammond, Cooper	2014-18
Hammonds, Paul	1975-76
Hand, Frank	1948-50, 52
Hansen, Russ	1977
Hansen, Thomas	1962
Harris, Elmer	1962-64
Harrison, Ed	1956-58
Hart, Chris	1984-85
Hattis, Bill	1974-75
Hearn, H.C.	1956-57
Heaton, Neal	1979-81
Heaton, Scott	1982
Heffer, Larry	1961-62
Heiser, Rick	1986
Helmer, Robert	2004
Helmstetter, Chuck	1968-70
Henderson, Kenny	1992-95
Herman, Dave	1971-72
Hernandez, Alex	2013-2014
Hernandez, Bob	1987-88
Hernandez, Chris	2008-10
Hernandez, Ernie	1976
Hernandez, Henry	1987-89
Hernandez, Luis	1991-94
Herrera, Jace	2013
Herrmann, Chris	2009
Heyman, Grant	2013
Heyward, Jacob	2014-16
Hill, Bobby	1997-99
Hinckle, Claude	1972
Hinde, Mike	1989
Hines, Wayne	1962-65

I

Incardona, Joe	1972
Iskenderian, George	2015

J

Jackson, Ryan	2007-09
Jacobsen, Chris	1993
Jacobson, Russ	1997-99
Jacomino, Mandy	1997
Jakubowski, Stan	1973-76
James, Calvin	1981-85
James, Harvey	1946
Jay, Jon	2004-06
Jenkins, Tony	2018
Jezeck, Laddie	1967-69
Jimerson, Charlton	1998-01
Johnson, Charles	1990-92
Johnston, J.B.	1953
Jones, Rick	1965-67
Jones, Ross	1979-80
Jordan, Bert	1981
Joseph, Pete	1988

K

Kahn, *	1967
Kahn, Gary	1971
Kairis, Ed	1946-48
Kamalsky, Matt	1998-99
Kampf, Fred	1967-68
Karp, Ryan	1991
Kasprzak, Mike	1981-82
Katin, Brendan	2004-05
Kaufman, Teddy	2007

L

Landis, David	1959
Lane, Andrew	2003-06
Lane, Kam	2018
Lane, Phil	1982-84
Lange, Clarke	1984
Larkin, Mike	1969-72
Larsen, Al	1956
Larson, Forrest	1972
Lawroski, John	2013-14
Lawson, Scott	2009-10
Leake, Jon	1984-85
Leary, Jack	1951
Lee, Chris	1986-87
Leehive, Dennis	1966
Lehman, Thom	1967-69
LePore, Babe	1948-50
Lepore, Jesse	2015-17
Lerner, Steve	1975, 77
Leve, Chuck	1968-70
Levin, Andrew	1961
Levy, Harold	2008
Lewis, John	1959-60
Lindquist, Chet	1954-55
Lison, Gus	1941, 49
Litz, Norman	1951



ALL-TIME BASEBALL LETTERMEN

Llanes, Juan	1991-92	Mediavilla, Michael	2015-18	Noriega, Rey	1988-89
LoMedico, Phil	1974-75	Mederos, Jarred	2012	Novak, Andy	1947-50
Long, Gavin	1976-77	Meizoso, Gus	1983-86	Nugent, Nick	1955-56
Lopez, Brandon	2013-16	Melendres, Nathan	2009-11	Nykoluk, Kevin	1996
Lopez, Ricky	1991	Mell, Vic	1946		
Lopez-Cao, Andrew	1997-98	Menendez, Gus	2006-07		
Lopez-Cao, Mike	1994-97	Mestre, Marc	1994-96		
Lorenzo, Al	1983	Metcalfe, Mike	1993-94		
Losch, Jack	1953-55	Meyer, Devin	2016		
Lovecchio, Joe	2010	Michaels, Jason	1997-98		
Lovelady, Greg	1998-01	Michelangeli, Edgar	2014-17		
Lucas, Scott	1990-91	Migueluez, Manny	2005-07		
Ludwig, Edward	1962	Miller, George	1975		
Lusby, Steve	1982-83	Miller, Rich	1966-67, 69		
Lynch, Chris	1975-76	Miller, Travis	2009-11		
		Milliken, Kenneth	1962		
		Minium, Matt	1980		
		Minter, Alan	1961-62		
		Miranda, Alex	1991-94		
		Miranda, Daniel	2009-11		
		Mitchell, Nelson	1964-65		
		Monashkin, Al	1949-50		
		Monte, Neale	1968-70		
		Montoni, Rick	1976-77		
		Moore, Tris	1995-96		
		Mora, Frank	1990-92		
		Moretti, Gene	1951-53		
		Morgan, Eric	1994		
		Morris, J.R.	1993		
		Morrison, Jeff	1978-81		
		Morrison, Robbie	1996-98		
		Muelhausen, Jim	1969-72		
		Munoz, Oscar	1988-90		
		Munson, Robb	1984		
		Murnak, Richard	1961-62		
		Murphy, Larry	1953-55, 57		
		Musa, Isaiah	2016		

M

McClain, Bill	1960
McElaney, *	1947
McGoldrick, Joe	1973
McLean, Jon	2005-06
Mack, Chantz	2010-13
Mack, Preston	1991
Maduro, Jorge	1967-69
Magno, Chris	1985-86
Maine, Scott	2005-07
Majer, Steffen	1984-88
Maler, Jim	1977
Malizia, Mark	1985
Malpas, Bill	1975-76
Mandel, Darren	1983-84
Mandis, Angelo	1957-58
Mannix, Kevin	2000-02
Maone, Jim	1975
Marchegiano, Pete	1961
Marcinczyk, T.R.	1995-96
Margiotta, Joe	1969-72
Marino, Nick	1949
Marnhout, Jack	1953-55
Marsicano, Al	1971-73
Martaniuk, Henry	1954
Martin, Jim	1952-53
Martinelli, Ron	1989
Martinez, Harold	2009-11
Martinez, Javier	1974
Martinez, Willie	1984-85
Matienzo, Danny	2000-02
Mastrolonardo, David	1996
Matthews, Jack	1954-57
Maude, Mike	1980-81
Maury Jr., Albert	2017
Maza, Ralph	1969-72
McKendry, Evan	2017-18
McMahon, Chris	2018
Meagher, Joe	1949-52

O

O'Boyle, Leo	1951-54
O'Brien, George	1974
O'Brien, Peter	2012
O'Brien, Richard	2006-07
O'Brien, Bob	1985-86
O'Malley, Marty	1975
Olen, Randy	1969-72
Orta, Ricky	2004-06
Otero, Ryan	2013-15
Owens, Walter	1994
Ozias, Todd	1997-98

P

Pacheco, Albert	1986-88
Pagley, Vince	1952-54
Pagliarulo, Charlie	1981
Pagliarulo, Mike	1979-81
Paige, Tyler	2018
Palm, Stanley	1987-88
Palmeiro, Orlando	1990
Palmer, Tyler	2012-14
Palo, Angelo	1949
Panther, Mark	1963
Paradise, Scott	1976-77
Parker, Billy	1956
Parsons, Scott	1981
Pascual, Camilo	1982-83
Patenaude, Alain	1984-85
Patrylo, Rick	1971-73
Patrylo, Dave	1968-71
Patterson, Pat	1979
Pazo, Rich	1978-79
Pearce, Chris	1991
Pelaez, Chris	2010-11
Pender, William	1956
Perez-Allende, Pablo	1986-87
Perez, Alex	2003
Perez, Chris	2004-06
Perez, Michael	2017-18
Perez, Stephen	2010-12
Pergamo, Pete	1957-59
Perry, Ryan	2008-10
Peters, Chuck	1947-50
Petralli, Chris	2006-07
Petretta, Bob	1996-97
Petz, Al	1955-57
Phillips, Dan	1984

N

Nalepa, Anthony	2007-08
Napp, Larry	1967-68
Nazario, Iden	2008-10
Ndeljkovic, Eric	2012-13
Nebel, Norm	1959
Nelson, Joe	1984-87
Nettles, Marcus	1999-01
Neu, Michael	1999
Newman, Brad	2003
Newman, Roger	1956-58
Nichols, Jack	1954
Nicholson, Rick	1975-76
Nobles, Charlie	1965
Noce, John	1985-86
Norbert, Ted	1957
Norcross, Robert	1966



ALL-TIME BASEBALL LETTERMEN

Phillips, Bill	1985	Rivero, Eddie	1995-96	Santovenia, Nelson	1982
Piccuito, Louis	1961	Rita, Dick	1948-49	Sargent, Adam	2011-14
Pimentel, Keven	2016-17	Roberson, Troy	1999-02	Sarmiento, Chris	1985-86
Pittman, Larry	1964-65	Robins, Bert	1956-57	Sarno, Gary	1971-75
Piveronas, Frank	1953-56	Robbins, Wes	1977-78	Sayles, Daniel	2014-15
Poitier, Gully	1973-74	Robinson, Donald	1989-92	Scarnecchia, Sam	1955
Pollack, Rich	1972-73	Robinson, Sam	2009-11	Schelmay, Ted	1972-75
Polofsky, Alan	1973	Robinson, Zach	2010-11	Schleuss, Will	1993
Pompos, Greg	1982	Robitaille, Danny	2005	Schmitt, Chuck	1951-53
Pontiff, Wally	1973	Robles, Jorge	1987-88	Schoen, Howie	1951-53
Popivic, Dave	1970	Rodriguez, Alfredo	1978-79	Schultz, Richard	1955
Powers, Thomas	2009-11	Rodriguez, Javy	1999-02	Scott, Ron	1974-75
Prado, Jose	1991-93	Rodriguez, Eddy	2004-06	Seale, Jeff	1992
Pratt, Haas	2001-02	Rodriguez, Mike	1999-01	Selotti, Jack	1951
Prendes, Alex	1998-01	Rodriguez, Rony	2010-12	Seoane, Mitch	1981-83
Presutti, Bill	1965	Romano, Bob	1954	Seever, Brian	1998-99
Prunty, T.J.	2001-02	Rose, John	1948, 50	Severino, Adan	2008
Pucci, Richard	1966-67	Ross, Gary	1979-80	Shannon, Tom	2003
Pujals, Denis	1992-94, 96	Roth, Bob	1973-76	Shapiro, Howie	1976-79
Purdy, Shawn	1990-91	Roque, Darryl	1998-99	Sharts, Scott	1989
Puskar, Pete	1966, 68-69	Rosier, Malik	2015	Sheary, Kevin	1983-87
Putt, Jack	1956	Rouviere, Whitey	1954	Sheffield, Chris	1999-01
Pyle, Larry	1967-69	Rowland, Don	1982-85	Sheridan, Bob	1965

Q

Quinlan, John	1947
Quiñones, Isaac	2018

R

Raben, Dennis	2006-08
Radziewski, Brian	2011-14
Raedle, Joe	1984-86
Raether, Rick	1984-86
Rainey, Kerry	1970-71
Rajisch, Rob	1978-79
Ramjit, Vickash	2009
Rams, Hugo	1974-77
Ratcliff, Frankie	2010
Raymond, Ralph	1947-50
Reeh, Daryl	1972
Reichie, Rich	1974
Reif, Derek	1996
Reisman, Jerry	1963-65
Reyes, Danny	2018
Reyes, George	1980
Reyes, Eddy	1997
Richard, Rick	1985-86
Ricks, Adam	2003-04
Riese, Steve	1979
Ring, Charlie	1948-49
Rios, Danny	1991, 93
Rivera, Gabe	2018
Rivera, Laz	2014
Rivero, Daniel	2017-18

S

Sacco, Tom	1982-84	Santovenia, Nelson	1982
Safchik, Brad	2001-02	Sargent, Adam	2011-14
Saggese, Rick	1996-98	Sarmiento, Chris	1985-86
Salas, Javi	2011-14	Sarno, Gary	1971-75
Salcines, A.J.	2011-14	Sayles, Daniel	2014-15
Saline, Stu	1951	Scarnecchia, Sam	1955
Sallata, Pete	1958-59	Schelmay, Ted	1972-75
Samuels, Milton	1948	Schleuss, Will	1993
San Juan, Alex	2012-13	Schmitt, Chuck	1951-53
San Pedro, Erick	2002-04	Schoen, Howie	1951-53
Sanchez, Alex	2017	Schultz, Richard	1955
Sanchez, Gaby	2003-04	Scott, Ron	1974-75
Sanders, Al	1951	Seale, Jeff	1992
Sanders, Ken	1954-55	Selotti, Jack	1951
Sanicola, Mike	1983	Seoane, Mitch	1981-83
Santana, Jason	2006-10	Seever, Brian	1998-99
Santangelo, F.P.	1989	Severino, Adan	2008
Santiago, Kevin	2005	Shannon, Tom	2003
Santos, Alex	1997-99	Shapiro, Howie	1976-79
Santos, Julian	2011-12	Sharts, Scott	1989
		Sheary, Kevin	1983-87
		Sheffield, Chris	1999-01
		Sheridan, Bob	1965
		Sherman, Ed	1946-48
		Shields, Doug	1981-84
		Shoedinger, Ed	1947-49
		Siegler, John	1963-65
		Siepe, Kim	1972-75
		Silvas, Brian	1981
		Silverberg, Jerry	1972
		Skalaski, Charles	1946
		Skorge, Ed	1949-50
		Slavicka, Frank	1950
		Smith, Dan	2000-01
		Smith, Danny	1980-83
		Smith, Everette	1952
		Smith, Frank	1951-52
		Smith, Johnathan	1991-92
		Smith, Justin	2015
		Smith, Kevin	1982-83
		Smith, Tom	1977
		Sneir, Ryan	2003
		Sobolewski, Mark	2007-08
		Solis, Julio	1984-85
		Sonenberg, Dave	1966-67
		Sorce, Sam	1981-82
		Sorokowski, Wayne	1965-67
		Sosa, Enrique	2013-16
		Souza, Rob	1982-84
		Sparber, Joe	2018
		Sparkman, Darrell	1987-88
		Spasoff, Darin	1996-99
		Spinelli, Nick	1962
		Squilla, Joe	1978
		Steel, Ed	1970
		Stefkoich, Dan	1966-68
		Stenson, Vic	1958-60



ALL-TIME BASEBALL LETTERMEN

Stieve, Robert	1959
Strong, Chad	2000
Stuart, Jim	1952
Studstill, Mason	2017
Stureman, Dick	1967
Suarez, Andrew	2012-15
Swatscheno, D.J.	2009
Swenson, Chuck	1954-55, 57
Swenson, Tim	1996

T

Tackett, Hunter	2017-18
Tackett, Sean	1995
Taro, Bob	1951-54
Tatol, Joe	1946
Taylor, Bob	1970-71
Taylor, Wade	1987
Tekotte, Blake	2006-08
Tessmer, Jay	1994-95
Thompson, Bruce	1992-95
Thompson, David	2013-2015
Thurber, Frank	1958-60
Tippett, Keith	1992-93
Tomas, Roger	2004-07
Torres, Jim	1955
Toral, Alex	2018
Torti, Mike	1994-95
Tosar, Mike	1988-91
Tosca, Carlos	1996
Toth, John	1951
Touchet, Dan	2001-05
Tresgallo, Esteban	2012-13
Trujillo, Jose	1986-89
Trujillo, Manny	1973-74
Tucker, Steve	1988-89
Tyner, Matt	1977-80

U

Understahl, Don	1962-63
Unger, Ken	1964-65
Urbanowicz, Hank	1967-68

V

Vacarro, Jim	1946
Valencia, Danny	2005-06
Valdes-Fauli, Shawn	2002-04
Valentine, Don	1965-66
Vanlear, Ralph	1949
Vari, Ron	1959
Vazquez, Ben	2007-08
Vazquez, Vince	1999-02
Vaughn, Greg	1986

Vega, Joe	1972-75
Velazquez, Javier	1982-83
Veliz, Greg	2017-18
Vespe, Will	1986-89
Vincendese, Frank	1953-55
Viera, John	1986-89
Vila, Tony	1977-78
Villasuso, David	2009-11
Vinci, William	1963-64
Volpe, Al	1969-72

W

Walezak, Mike	1969, 71
Walker, Bob	1982-83
Walker, Brian	1999-01
Walker, Larry	1989
Walker, Mark	1997-00
Ward, Bobby	1962-64
Warren, Pat	1964-65
Wayne, Tommy	1968
Weaver, Bobby	1961
Weeks, Jemile	2006-08
Wiebel, Scott	2011-12
Weibl, Clint	1996
Weislow, Jonathan	2007-09
Weiss, Dave	1952-55
Weiss, Ed	1954-57
West, Jim	1989-90
Westfall, Allan	1994-96
Whalen, Jim	1948
Whaley, Eric	2010-13
Wheeler, Kevin	1991-93
Williams, Bob	1982
Williams, Danny	1964
Williams, David	1963
Williams, Mickey	1981-82
Wilson, Larry	1960-62
Wilson, Willie	1954-55
Wilson, *	1963
Winkini, *	1955
Wolkosky, Jamie	1991
Wood, Bruce	1978
Wood, Jim	1948
Woodrey, Thomas	2013-16
Word, Rob	1988
Wrona, Bill	1981-83
Wulf, Taylor	2009-10

Y

Yanowitz, Stan	1964-66
Yaroshuk, Ernie	1961-63
Yingling, Bob	1967
Young, Ed	1968-71
Youst, Kevin	2009-10

Z

Zamora, Freddy	2018
Zatorksi, Ed	1946
Zimmerman, Arnie	1958-60
Zunica, Bradley	2014

* First name not available

ATTENDANCE HISTORY



HOME ATTENDANCE

YEAR	G	W-L	TOTAL	AVERAGE
1973	40	32-8	33,906	848
1974	39	35-4	37,239	955
1975	42	36-6	41,181	981
1976	36	30-6	47,412	1,317
1977	45	36-9	51,258	1,139
1978	39	34-5	55,687	1,428
1979	50	46-4	81,028	1,621
1980	49	42-7	92,353	1,885
1981	51	48-3	163,261	3,201
1982	49	39-9	157,653	3,217
1983	57+	47-9	139,843	2,453
1984	53+	36-15	118,937	2,244
1985	57	48-9	136,249	2,390
1986	42	36-6	123,425	2,937
1987	39	25-13	80,862	2,073
1988	53+	36-15	133,153	2,512
1989	45+	36-8	127,616	2,836
1990	46*	39-8	143,052	3,110
1991	44*	38-7	119,342	2,712
1992	50	44-6	161,495	3,230
1993	42	33-9	63,075	1,502
1994	43	37-6	82,637	1,922
1995	43	35-9	95,570	2,172
1996	42	38-4	71,991	1,714
1997	41*	36-6	80,720	1,969
1998	45	39-6	103,310	2,291
1999	41	32-8	106,685	2,602
2000	41	32-8	81,442	1,986
2001	46	35-11	123,680	2,688
2002	41	24-17	78,926	1,925
2003	41*	32-8	99,605	2,554
2004	49*	42-7	112,680	2,302
2005	36	29-7	81,742	2,271
2006	34*	22-13	61,909	1,821
2007	36	25-11	72,620	2,017
2008	36	25-11	104,930	2,914
2009	33	23-11	71,162	2,170
2010	37	28-9	115,604	3,124
2011	34	23-11	98,430	2,895
2012	37	25-12	92,967	2,512
2013	37	27-10	97,515	2,635
2014	38	26-12	101,296	2,738
2015	41	36-5	109,256	2,665
2016	40	34-6	118,177	2,954
2017	33	20-13	86,632	2,707
2018	33	19-14	82,681	2,583

* - Doubleheader
 + - Exhibitions not counted in win/loss record

COMBINED ATTENDANCE

YEAR	TOTAL	HOME	AWAY
1981	226,966	163,261	63,705
1982	251,405	157,653	93,732
1983	169,011	139,843	29,168
1984	161,619	118,937	42,682
1985	238,043	136,249	101,794
1986	247,792	123,425	124,304
1987	149,755	80,162	68,893
1988	198,069	133,153	64,916
1989	223,049	127,616	95,433
1990	191,749	143,052	48,697
1991	210,037	119,342	90,692
1992	247,388	161,495	85,893
1993	109,276	36,075	46,201
1994	162,696	82,637	80,059
1995	197,843	95,570	102,273
1996	200,560	71,991	128,569
1997	209,577	80,720	128,857
1998	210,642	103,130	107,512
1999	237,130	106,685	130,445
2000	134,088	81,442	52,646
2001	244,753	123,680	121,073
2002	145,223	78,926	66,297
2003	208,139	99,605	116,862
2004	220,642	112,837	107,805
2005	154,072	81,742	72,330
2006	216,261	61,909	154,352
2007	152,576	72,620	79,956
2008	231,956	104,930	127,026
2009	134,664	71,612	63,052
2010	194,038	115,604	78,434
2011	163,487	98,430	65,057
2012	153,857	92,967	60,890
2013	148,793	97,515	51,278
2014	159,027	101,296	57,731
2015	233,682	109,256	124,426
2016	206,838	118,177	88,661
2017	146,790	86,632	60,158
2018	131,636	82,681	48,955

TOP HOME CROWDS

CROWD	OPP. (SCORE)	DATE
1) 8,277	Texas (W, 5-3)	Sat, 2/9/86
2) 7,347	FSU (L, 4-6)	Sat, 4/19/03
3) 7,268	#FSU (W, 14-6)	Sat, 5/23/81
4) 6,688	#Florida (W, 8-6)	Sun, 5/24/81
5) 6,638	FSU (W, 10-8)	Sat, 5/6/89
6) 6,566	FSU (L, 6-14)	Sat, 5/3/86
7) 6,537	Florida (W, 6-5)	Sat, 3/7/92
8) 6,524	FSU (L, 2-9)	Sat, 5/8/82
9) 6,482	FSU (W, 7-3)	Sat, 5/4/90
10) 6,452	Arizona St. (L, 3-4)	Fri, 2/4/83

- NCAA Tournament game

TOP THREE-GAME SERIES

CROWD	OPPONENT	DATES
1) 19,062	Florida St.	4/18/08-4/20/08
2) 19,049	Florida St.	5/4/90-5/6/90
3) 16,802	Florida St.	5/2/86-5/4/86
4) 16,597	Florida St.	3/3/81-3/6/81
5) 16,244	Florida St.	5/3/91-5/4/91
6) 16,494	Arizona St.	2/4/83-2/6/83
7) 15,858	Florida St.	4/23/10-4/25/10
8) 15,199	Florida St.	4/24/92-4/26/92
9) 15,090	Florida St.	5/5/89-5/7/89
10) 14,441	Florida St.	5/6/88-5/8/88

TOP CROWDS BY DAY

DAY	CRD	OPP.	DATE
Monday	6,161	Orioles	4/6/81
Tuesday	6,025	#Florida	5/28/85
Wednes.	5,775	Florida	3/22/89
Thursday	5,481	#Minnesota	5/21/81
Friday	6,482	Florida State	5/4/90
Saturday	8,277	Texas	2/9/86
Sunday	6,737	#Florida	5/24/81

- NCAA Tournament game

TOP CWS CROWDS

CROWD	OPP. (SCORE)	DATE
1) 26,530	LSU (W, 9-5)	6/19/04
2) 26,337	Florida (L, 3-15)	6/13/15
3) 26,327	Texas (L, 2-13)	6/14/03
4) 26,241	Ore. St. (L, 1-8)	6/20/06
5) 25,715	Arizona (L, 1-5)	6/18/16
6) 25,417	Ore. St. (W, 12-1)	6/17/06
7) 25,240	S. Car. (L, 11-15)	6/22/04
8) 24,859	Bama (W, 8-1)	6/13/99
9) 24,857	Fullerton (L, 3-6)	6/21/04
10) 24,740	Ariz. St. (L, 2-9)	5/31/98

HISTORY

UNIVERSITY OF MIAMI SPORTS HALL OF FAME

Randy Ableman (diving coach)
 Hal Allen (football coach)
 Will Allen (basketball)
 Patrina Allen (track & field)
Yonder Alonso (baseball)
 Ottis Anderson (football)
 Jodi Appelbaum Steinbauer (tennis)
 Ray Arky (football)
 Jessie Armstead (football)
J.D. Arteaga (baseball)
 Woody Austin (golf)
 Dr. Bowman F. Ashe (UM president)
 Rod Ashman (football, basketball)
 Wilbert Bach (sports information)
 Pete Banaszak (football)
 Mike Barnes (football)
 Micheal Barrow (football)
 Rick Barry (basketball)
 Wayne Beckner (basketball)
 Tom Beier (football)
 Ray Bellamy (football)
 Bill Bennett (track)
 Lloyd Bennett (track and swimming coach)
 Albert Bentley (football)
 Sharon Berg (swimming)
Stanley "Skip" Bertman (baseball coach)
 Al Besselink (men's golf)
Warren Bogle (baseball)
 Don Bosseler (football)
 Bennie Blades (football)
 Octavia Blue (women's basketball)
 Megan Bradley (women's tennis)
Ryan Braun (baseball)
 Melvin Bratton (football)
 Melissa Briley-Mieras (diving)
 Chanivia Broussard (women's basketball)
 Eddie Brown (football)
 Eric Brown (basketball)
 Jerome Brown (football)
 Janet Buchanan-Kerr (swimming)
 Dr. Charles Burbacher (team doctor)
Pat Burrell (baseball)
 Andrew Burrow (tennis)
 Jim Burt (football)
 Britney Butcher (women's soccer)
 Edward "Red" Cameron (football, boxing)
Whitey Campbell (football, basketball, baseball, and football and baseball coach)
 Al Carapella (football)
Cesar Carrillo (baseball)
 Rubin Carter (football)
Sy Chadroff (basketball, baseball)
 Tabia Charles (women's track)
 Nick Chickillo (football)
 Rob Chudzinski (football, coach)
 Davian Clarke (track & field)
 Tony Cline (football)
 Audra Cohen (tennis)
 Julius Cohen (basketball)
 Larry Coker (football coach)

Dan Connors (football)
Ed Contreras (baseball)
 Horace Copeland (track)
Alex Cora (baseball)
 Jim Cox (football)
 Pat Cramer (tennis)
 Tony Cristiani (football)
 Nathaniel Crosby (golf)
 Maurice Crum (football)
 Fran Curci (football, football coach)
 Don Curnutt (basketball)
 Dominique Darden (women's track)
Dan Davies (baseball)
 Paul Dee (athletic director)
 Amy Deem (women's track coach)
 Bill Deering (track and field)
 Dr. Mickey Demos (boxing)
 Paul Desjardins (golf)
 Bill Diaz (swimming coach)
 Eddie Dibbs (tennis)
 Carl DiBernardo (boxing)
 Jim Dooley (football, track)
 Ken Dorsey (football)
 Lin Dunn (women's basketball coach)
Eddie Dunn (football, basketball, baseball, coach)
 Gary Dunn (football)
 Ian Duvenhage (women's tennis coach)
 Eddie Edwards (football)
 Steve Edwards (basketball)
 Judy Eller (golf)
 Craig Erickson (football)
 Dennis Erickson (football)
 Lee Evans (reporter)
Jorge Fabregas (baseball)
 Kevin Fagan (football)
 Jeff Feagles (football)
Alex Fernandez (baseball)
 Jaime Fillol (tennis)
Mike Fiore (baseball)
 Chuck Foreman (football)
 Dawn Frady (swimming)
 Bubba Franks (football)
Ron Fraser (baseball coach)
 Abe Friedman (basketball)
 George Gallett (sports information)
 Luis Garcia (tennis)
 Greg Garlich (diving)
 Charlie George (football)
Harry Ghaul (football, baseball)
 Bryan Gillooly (diving)
 Ron Godfrey (basketball coach)
 Tom Gompf (swimming coach)
 Joaquin Gonzalez (football)
Orlando Gonzalez (baseball)
 Frank Gore (football)
Joe Grahe (baseball)
Danny Graves (baseball)
Dr. Joel Green (baseball)
 Lise Gregory (tennis)
 Matt Gribble (swimming)
Randy Guerra (baseball)
 Andy Gustafson (football coach, ath. director)
 Jack Hackett (football)

Bruce Hale (basketball coach)
 Leonard Hamilton (basketball)
 Penny Hammel (women's golf)
 John Hammill (tennis)
 Jack Harding (football coach, ath. director)
 Robin Harmony (women's basketball)
 Dennis Harrah (football)
 Doris Hart (tennis)
 Al Harum (tennis)
 Janet Hass (women's tennis)
 Bill Hawkins (football)
Neal Heaton (baseball)
 Ted Hendricks (football)
 Jeannie Hebert-Truax (women's basketball)
 Devin Hester (football)
 Dr. Bill Heuson (golf coach)
 Dick Hickox (basketball)
 Alonzo Highsmith (football)
Bobby Hill (baseball)
 Randal Hill (football)
 Charlie Hodgson (swimming coach)
 Kym Hope (women's basketball)
 Carlos Huerta (football)
Aubrey Huff (baseball)
 Isabella Hutchinson (women's athletics)
 Michael Irvin (football)
 James Jackson (football)
Stan Jakubowski (baseball)
 Edgerin James (football)
Calvin James (baseball)
 Don James (football)
 Harvey James (football)
 Tamara James (women's basketball)
 Tim James (basketball)
 Sam Jankovich (ath. director)
Jon Jay (baseball)
 Jenny Keim Johansen (diving)
 Andre Johnson (football)
Charles Johnson (baseball)
 Jack Johnson (football)
 Jimmy Johnson (football coach)
 James Jones (basketball)
 K.C. Jones (football)
 Daphne Jongejans-Bousquet (diving)
 Art Kehoe (football, football coach)
 Jim Kelly (football)
 Cortez Kennedy (football)
 Tracy Kerdyk (golf)
 Walter Kichefski (football, coach)
 Bill Kimbrough (football)
 Tom Kearns (football, basketball, boxing)
 Chuck Klein (football)
 Bernie Kosar (football)
 Dr. Jenny Krawec (women's rowing)
Wayne Krenchicki (baseball)
 Ferne Labati (women's basketball)
Phil Lane (baseball)
 Don Latimer (football)
 Lenny Layland (diving)
 Ann Laughlin (golf)
Thom Lehman (baseball)
 Denny Leonard (football, boxing)
 Dale Lewis (tennis coach)



UNIVERSITY OF MIAMI SPORTS HALL OF FAME

Ray Lewis (football)
 Steve Lichtner (swimming)
 Ron Lippett (football)
Jack Losch (football, baseball, track)
 Greg Louganis (diving)
 William "Bunny" Lovett (boxing, coach)
 William C. Lufier (tennis coach)
 Melinda Lyverse (swimming)
Jorge Maduro (baseball)
 Dr. Harry Mallios (football, athletic director)
 Gordon Malloy (football)
 Rodney Mandelstam (tennis, soccer)
 Chris Mantilla (diving)
 Fred Marion (football)
 Greg Mark (football)
 Don Mariutto (football)
 Leo Martin (football)
 Russell Maryland (football)
 Pete Mastellone (football)
 Bob Masterson (football, boxing)
 Mike McCoy (basketball)
 Yolanda McCray (track and field)
 Frank McDonald (football)
 Willis McGahee (football)
 Stephen McGuire (football)
 Bryant McKinnie (football)
 Ryan McNeil (football)
 Rusty Medearis (football)
 Katie Meier (basketball coach)
 Rich Mercier (football)
Jason Michaels (baseball)
 Bill Miller (football)
 Danny Miller (football)
 Tina Miller Lloyd (women's golf)
 George Mira Sr. (football)
 George Mira Jr. (football)
 Dan Morgan (football)
 Hart Morris (football, basketball coach)
 Ed Morris (basketball)
Jim Morris (baseball coach)
Jeff Morrison (baseball)
Robbie Morrison (baseball)
 Cathy Morse (golf)
 Jerry Moss (tennis)
 Santana Moss (football)
 Winston Moss (football)
 Gardnar Mulloy (tennis, and coach)
 Wyllesheia Myrick (track)
 Jack Nelson (swimming, and coach)
 Connie Nickel (administration)
 Scott Nicolas (football)
 John Noppenberg (football)
 Jim Otto (football)
 Burgess Owens (football)
Mike Pagliarulo (baseball)
 Dean Panaro (men's swimming and diving)
 Norm Parsons (administration, coaching)
 Kevin Patrick (football)
 Vicki Plowden (women's basketball)
 Constantin Popa (men's basketball)
 Clinton Portis (football)
 Tom Pratt (football)

Larry Pyle (baseball)
Rick Raether (baseball)
 Rio Ramirez (diving)
 Joaquim Rasgado (tennis)
 Ed Reed (football)
 Billy Regan (boxing coach)
 Ronni Reis-Bernstein (tennis)
 Ros Riach (women's tennis)
 Maria Rivera (women's basketball)
 Patti Rizzo (golf)
Javy Rodriguez (baseball)
 Antrel Rolle (football)
 Brett Romberg (football)
Al "Flip" Rosen (football, baseball)
 Gaither Rosser (swimming)
 Tyce Routson (diving)
Dr. Francis "Whitey" Rouviere (football, baseball)
 Ed Rubinoff (tennis)
 Gillian Russell (track)
 Art Saey (Boxing, football)
 John Salmons (men's basketball)
Alex Santos (baseball)
 Warren Sapp (football)
 Frances Savage (women's basketball)
 Sam Scarnecchia (football)
 Howard Schnellenberger (football coach)
 Sid Schwartz (men's tennis)
 Leon Searcy (football)
 Harold Sears (football)
 Pancho Segura (tennis)
Kevin Sheary (baseball)
Doug Shields (baseball)
 Jeremy Shockey (football)
 Archie Slaton (boxing)
Danny Smith (baseball)
 Darrin Smith (football)
 Don Smith (football)
 Frank Smith (football)
Sam Sorce (baseball)
 Don Soldinger (coach)
 Roberta A. Speer (golf)
 Gene Stage (basketball)
 Daniel Stubbs (football)
 Mike Sullivan (football)
 Tom Sullivan (football)
 Bob Tatarek (football)
 Sean Taylor (football)
Jay Tessmer (baseball)
 Vinny Testaverde (football)
 Lamar Thomas (football)
 Ron Thorne (track)
 Valeria Tipiana (volleyball)
 John "Red" Tobin (football, basketball)
 Gino Torretta (football)
 Armand "Stitch" Vari (football and coach)
 Jesse Vassallo (swimming)
 Jon Vilma (football)
 Rachel Viollet (tennis)
 Steve Walsh (football)
 Marshall Wayne (diving)
 Reggie Wayne (football)
 Ed Weisacosky (football)
 Earl Welbaum (track and field)

Dave Wike (coach, trainer)
 Vince Wilfork (football)
 David Wilkie (swimming)
 Darryl Williams (football)
 Laurny Williams (track and field)
 Wendy Williams (women's diving)
Larry Wilson (football, baseball)
 Kellen Winslow (football)
 Mike Wittman (men's basketball)
 Nick Wolcuff (football, boxing, wrestling)
William Wrona (baseball)
 Jodi Yambor (swimming)
Ernie Yaroshuk (baseball)

HISTORY



TEAM RECORDS

BATTING - SEASON

AT BATS

1.	2,698	1983
2.	2,656	1985
3.	2,432	1984
4.	2,517	1982
5.	2,362	1997
6.	2,356	2015
7.	2,325	1980
8.	2,320	1981
9.	2,253	2006
10.	2,239	1988

RUNS

1.	643	1985
2.	637	1998
3.	632	1982
4.	615	1983
5.	607	2000
6.	605	1974
7.	600	1997
8.	595	1984
9.	567	1996
10.	564	1980

HITS

1.	794	1985
2.	790	1983
3.	770	1984
4.	769	1997
5.	766	1996
6.	742	1982
7.	727	1998
T-8.	724	1999
T-8.	724	2015
10.	712	2004

BATTING AVERAGE

1.	.343	1996
2.	.335	1998
3.	.333	1999
4.	.330	2004
5.	.326	1997
6.	.323	2000
7.	.321	2005
8.	.320	2008
9.	.315	2003
10.	.314	2002

DOUBLES

1.	171	1985
2.	168	1997
3.	156	1983
4.	152	1996
5.	147	1984
6.	145	1992
7.	140	1988
8.	136	2004
9.	135	2008
	135	1981

TRIPLES

1.	40	1990
2.	35	1980
3.	34	1985
4.	33	1981
	33	1993
6.	29	1988
7.	28	1973
	28	1982
9.	27	1983
10.	26	1975
	26	1992

HOME RUNS

1.	139	1998
2.	106	2008
	106	2010
4.	104	1999
5.	96	1982
6.	92	1984
7.	91	1996
8.	88	1983
9.	85	1997
10.	81	2004

TOTAL BASES

1.	1,302	1998
2.	1,259	1983
3.	1,238	1997
4.	1,237	1985
5.	1,229	1984
	1,229	1996
7.	1,212	1982
8.	1,202	2008
9.	1,187	1999
10.	1,133	2004

RUNS BATTED IN

1.	588	1998
2.	560	1982
3.	553	1985
4.	548	1984
5.	541	1997
6.	529	1983
7.	522	1996
8.	517	2008
9.	493	1999
10.	491	2004

SLUGGING PERCENTAGE

1.	.601	1998
2.	.550	1996
3.	.547	1999
4.	.541	2008
5.	.525	2004
6.	.524	1997
7.	.516	2010
8.	.511	2000
9.	.490	2003
10.	.487	2005

WALKS

1.	529	1983
2.	505	1982
3.	493	1980
4.	451	1985
5.	432	1998
6.	417	1977
	417	1986
8.	416	1976
9.	414	1984
10.	409	1981

STRIKEOUTS

1.	529	2018
2.	485	1998
3.	481	2010
4.	476	2016
5.	471	2017
6.	466	2000
7.	459	1999
	459	1992
9.	455	2015
10.	451	2007



TEAM RECORDS

STOLEN BASES

1.	231	1985
2.	228	2001
3.	216	1979
4.	201	1981
5.	200	1989
6.	195	1982
7.	186	1988
8.	176	1976
9.	175	1978
10.	173	1986

TOTAL SACRIFICES

1.	107	2006
2.	104	1994
3.	99	2001
4.	93	1996
5.	90	1997
6.	88	2003
7.	86	2008
	86	1995
	86	2015
10.	83	2005

HIT BY PITCH

1.	89	2015
2.	78	2016
3.	73	2004
4.	68	2006
5.	63	2003
6.	58	2007
	58	2017
8.	56	1999
	56	2010
10.	55	1994
	55	2008
	55	2018

LEFT ON BASE

1.	614	2015
2.	590	1983
3.	575	1984
4.	564	1997
5.	551	1985
6.	530	1992
7.	527	2007
8.	525	2008
9.	524	2016
	524	1990

PITCHING - SEASON

INNINGS

1.	716.1	1983
2.	709.0	1985
3.	666.1	1984
4.	656.0	1982
5.	623.0	1980
6.	622.2	1981
7.	612.1	1997
8.	608.1	1988
9.	600.1	1989
10.	596.1	1995

COMPLETE GAMES

1.	23	1974
	23	1980
3.	22	1984
4.	21	1966
	19	1989
6.	18	1968
	18	1975
	18	1981
9.	17	1973
	17	1979

SHUTOUTS

1.	12	1980
2.	11	1989
3.	9	1979
4.	8	1991
	8	1998
6.	7	1967
	7	1969
	7	1971
	7	1972
	7	1973
	7	1975
	7	1977

HITS ALLOWED

1.	693	1984
2.	662	1985
3.	656	1983
4.	620	1982
5.	616	2002
6.	588	1997
7.	584	2001
8.	570	2003
9.	565	1986
10.	562	2008

RUNS ALLOWED

1.	404	1984
2.	391	2002
3.	354	1983
4.	349	2003
5.	345	1997
6.	338	1985
7.	330	2007
8.	327	2006
	327	1987
10.	326	1982
	326	1982

EARNED RUNS ALLOWED

1.	327	2002
2.	324	1984
3.	295	1983
4.	293	1985
5.	283	2006
6.	278	2009
	278	2003
8.	277	1982
9.	267	1997
10.	266	2007

EARNED RUN AVERAGE

1.	1.95	1974
2.	2.23	1963
3.	2.31	1973
4.	2.36	1975
5.	2.39	1968
	2.39	1978
7.	2.42	1969
8.	2.46	1979
9.	2.48	1967
10.	2.50	1980

WALKS

1.	336	1983
2.	331	1985
3.	318	1984
4.	314	1982
5.	289	1986
6.	280	1987
7.	272	2003
8.	275	1993
9.	268	1980
10.	266	2004



TEAM RECORDS

STRIKEOUTS

1.	631	1999
2.	596	1989
3.	591	1998
4.	573	1997
5.	567	1981
	567	1985
7.	565	1984
8.	554	2008
	554	2010
10.	546	1983

SAVES

1.	25	1994
2.	22	1983
3.	21	1985
	21	1986
	21	2011
6.	20	2016
	20	1995
	20	2001
9.	19	2004
	19	2009
	19	2012

WILD PITCHES

1.	50	2008
	50	2001
3	48	2018
4.	46	1994
5.	45	2006
6.	44	2009
	44	2005
	44	1993
	44	2010
10.	43	2007

HIT BATSMEN

1.	86	2006
2.	82	2011
3.	76	2002
	76	2001
5.	67	2005
	67	2007
7.	55	2000
	55	2004
9.	52	2009
10.	51	1999

BALKS

1.	21	2003
2.	14	1988
3.	13	1997
4.	12	2004
5.	11	2008
6.	10	2007
7.	9	1987
	9	1996
9.	8	2000
	8	2001
	8	2005

APPEARANCES IN RELIEF

1.	233	2001
2.	205	2002
3.	190	2010
4.	185	1998
5.	181	1996
6.	180	2012
7.	179	2005
8.	176	2006
9.	172	1999
	172	1997

BATTING - GAME

INNINGS

T-1.	17	Florida St., 4/7/2000
T-1.	17	Florida St., 4/24/2015
T-3.	16	Florida, 2/17/1995
T-3.	16	The Citadel, 5/18/1979
T-3.	16	UNC, 5/16/2014
T-3	16	Maine, 3/3/18

AT BATS

1.	61	Florida St., 4/7/2000
2.	58	UNC, 5/16/2014
3.	57	C.W. Post, 3/5/2000
4.	56	Florida St., 4/24/2015
5.	54	St. Thomas, 4/17/1993

RUNS SCORED

1.	33	C.W. Post, 3/5/2000
2.	28	UCF (G2), 5/12/1985
3.	27	Pace, 5/2/2003
	27	Florida Tech, 3/9/1978
	27	FL College, 5/17/1983
	27	Notre Dame, 2/21/1998
7.	26	USF, 4/14/1972
	26	Biscayne, 4/25/1973
	26	NYIT, 5/8/2015
10.	25	Boston U., 3/11/1990
	25	Seton Hall, 2/8/1992

25	Barry, 1/31/1996
25	Rutgers, 2/15/2015

RUNS SCORED - INNING

1.	14	Mercer, 2/6/1988
2.	13	Indiana St., 3/11/1981
	13	FL College, 5/17/1983
	13	USF, 4/14/1972
5.	12	Biscayne, 4/25/1973
	12	Boston U., 3/11/1990
	12	Illinois, 3/6/1998
8.	11	Biscayne, 4/21/1971
	11	FIU, 2/23/1979
	11	Michigan St., 3/22/1985
	11	Boston U., 3/11/1990
	11	California, 2/3/1991
	11	Notre Dame, 2/21/1998

RUNS SCORED - BOTH TEAMS

1.	38	Minnesota, 2/26/2002
2.	37	FL College, 5/17/1983
3.	36	Jacksonville, 4/2/1979
4.	34	Tennessee, 6/9/2001
5.	33	UCF, 5/12/1985
	33	C.W. Post, 3/5/2000
	33	Georgia Tech, 3/30/2003
	33	Clemson, 4/13/2018
	33	Bethune-Cookman, 5/6/2018
10.	31	Florida, 2/13/2000

HITS

1.	32	C.W. Post, 3/5/2000
2.	28	UCF, 5/12/1985
	28	Seton Hall, 2/12/1982
	28	Seton, 3/2/1993
5.	26	Virginia, 4/24/2004
6.	25	Wake Forest, 5/14/2009
	25	C.W. Post, 3/4/2000
8.	24	Pace, 5/2/2003
	24	Princeton, 5/24/1985
	24	USF, 2/22/1986

HITS - INNING

1.	12	Harvard, 3/28/1997
2.	11	Cincinnati, 3/19/1969
	11	Biscayne, 4/21/1971
	11	FL College, 5/17/1983
	11	UCF, 5/12/1985

CONSEC. BATTERS ON BASE

1.	13	Ill.-Chicago 3/24/1983
2.	12	FAU/Rice, 5/4-7/1993
3.	11	GWU, 3/15/1984
	11	Mercer, 2/6/1988
5.	10	FIU, 2/23/1979



TEAM RECORDS

10 Mercer, 3/1/1983
 10 USF, 2/22/1986

DOUBLES

1. 10 Maine, 3/15/1996
 2. 9 Will-Patterson, 3/21/1992
 9 Princeton, 5/24/1985
 4. 8 Ohio State, 3/19/1974
 8 Ithaca, 3/11/1979
 8 Tampa, 2/27/1985
 8 USF, 3/31/1992
 8 St. Thomas, 4/18/1998

TRIPLES

1. 5 Mercer, 3/2/1983
 2. 4 Florida A&M, 1978
 4 Bethune, 4/3/1990
 4 Stetson, 3/2/1993
 4 Harvard, 3/26/2003

HOME RUNS

1. 9 Jacksonville, 4/2/1979
 2. 8 S. Carolina, 5/23/1998
 8 BGSU, 5/21/1998
 4. 6 Georgia Tech, 4/16/1978
 6 Notre Dame, 2/21/1998
 6 Georgia So., 5/16/1998
 6 Jacksonville, 5/10/1998
 6 Elon, 5/2/1999
 6 Princeton, 3/13/1999
 6 Georgia Tech, 5/22/2008
 6 Wake Forest, 3/21/2008
 6 Wake Forest, 5/16/2009

HOME RUNS - INNING

1. 4 Alabama, 4/8/1984
 (Shields, Mandel, Lange, Lane)
 4 S.Carolina, 5/23/1998
 (Burrell, Huff, Jacobson, Alvarez)
 4 Boston College, 3/7/2008
 (Hagerty, Weeks, Alonso, Terdoslavich)
 2. 3 Furman, 3/27/1967
 (Stefkovich, Deem, Brown)
 3 Tampa, 4/28/1973
 (Gonzalez, Krenchicki, Castillo)
 3 Alabama, 4/8/1984
 (Mandel, Lane, Lange)
 3 LSU, 4/20/1984
 (Rowland, Hart, Mandel)
 3 Maine, 5/16/1988
 (Dominguez, Word, Viera)
 3 Maine, 3/17/1996
 (Grimmett, Gomez, Rivero)
 3 CSFullerton, 5/17/1996
 (Gargiulo, Saggese, DeCelle)

3 Richmond, 5/22/1997
 (Michaels, Burrell, Huff)
 3 Iona, 3/18/1998
 (Burrell, Muler, Jimerson)
 3 Georgia Tech, 3/30/2003
 (Braun, Sanchez, Burt)
 3 BC, 5/2/2009
 (Herrmann, Grandal, Martinez)
 3 Florida St., 4/25/2010
 (Perez, Ratcliff, Grandal)

HOME RUNS - BOTH TEAMS

1. 12 Jacksonville, 4/2/1979
 12 Florida, 2/8/1998

TOTAL BASES

1. 52 FL College, 5/17/1983
 2. 51 USF, 2/22/1986
 3. 50 Jacksonville, 4/2/1979
 4. 46 UCF, 5/12/1985
 46 Stetson, 3/2/1993
 46 BGSU, 5/21/1998
 46 C.W. Post, 3/5/2000
 46 Pace, 5/2/2003
 46 Wake Forest, 5/16/2009
 10. 45 Georgia Tech, 4/16/1978
 45 Notre Dame, 2/21/1998

RBI

1. 30 C.W. Post, 3/5/2000
 2. 27 UCF (G2), 5/12/1985
 27 Notre Dame, 2/21/1998
 4. 25 Florida Tech, 3/9/1978
 25 FL College, 5/17/1983
 25 Pace, 5/2/2003
 7. 23 Elon, 5/2/1999
 8. 22 Boston U., 3/11/1990
 22 Barry, 1/31/1996
 22 Toledo, 3/22/1997
 22 St. Thomas, 4/18/1998
 22 Ohio State, 3/6/1999
 22 Elon, 3/6/2004
 22 W. Forest, 3/23/2008

STOLEN BASES

1. 14 St. Francis, 3/27/1979
 2. 13 Seton Hall, 3/18/1977
 3. 11 Georgetown, 3/10/1988
 4. 10 Stetson, 5/7/1965
 10 Rutgers, 3/18/1984
 10 Michigan St, 3/19/1985
 10 Mercere, 2/14/1989
 10 Jacksonville, 5/6/2001
 10 Clemson, 6/2/2001

STRIKEOUTS

1. 22 Florida State, 4/7/2000
 2. 19 Fla. South., 3/15/1958
 19 Clemson, 5/31/1996
 19 Maine, 3/3/2018
 5. 18 Florida, 4/5/1947
 6. 17 W. Forest, 1/28/2000
 17 North Carolina, 4/6/2018
 8. 16 Florida St., 4/27/1956
 16 Tulane, 3/3/1991
 16 Florida, 2/23/1992
 16 St. Thomas, 4/18/1992
 16 Florida, 2/5/2000
 16 FIU, 4/25/2018

WALKS

1. 25 UNC 2/19/1982
 2. 19 FAU, 3/1/1995
 3. 18 S. Illinois 3/19/1977
 18 Florida Tech, 3/10/1978
 18 Buffalo, 3/30/1978
 6. 17 Fla. South., 3/15/1958
 17 Mercer, 2/6/1988
 8. 16 UCLA, 5/31/1997
 16 Arizona, 6/7/2008

LEFT ON BASE

1. 21 Maine, 3/3/2018
 2. 20 P.I. Marines, 4/6/1953
 3. 18 UNC 2/19/1982
 18 FAU, 5/4/1993
 5. 17 Florida St., 3/29/1958
 17 Georgia Tech, 5/25/1986
 17 UCLA, 5/31/1997
 17 Florida St., 4/25/1999
 9. 16 S. Carolina, 3/13/1982
 16 California, 5/29/1992
 16 Rider, 5/27/1995
 16 Mercer, 2/3/2007

LARGEST WINNING MARGIN

1. 33 C.W. Post, 3/5/2000
 2. 26 NYIT, 5/8/2015
 3. 25 Pace, 5/2/2003
 25 Barry, 1/31/1996
 25 Notre Dame, 2/21/1998
 6. 24 Florida Tech, 3/9/1978
 24 Boston U., 3/11/1990
 24 Elon, 3/6/2004
 9. 23 UCF, 5/12/1985

HISTORY



TEAM RECORDS

LARGEST LOSING MARGIN

- 19 Texas, 3/1/1997
- 18 Florida St, 4/17/1957
- 25 Barry, 1/31/1996

PITCHING

STRIKEOUTS 15 Alex Fernandez (3/22/1989)
 NOHITTERS 1 Alex Fernandez (3/18/1989)

ERRORS

- 9 Auburn, 5/3/1946
- 9 Florida St., 3/25/1951
- 9 P.I. Marines, 4/6/1953
- 9 Ohio State, 3/20/1962
- 8 Florida, 5/7/1948
- 8 Florida, 4/8/1949
- 8 Florida, 5/13/1949
- 8 UMass, 3/24/1977
- 8 Arizona, 6/2/1984
- 8 Florida State, 4/7/1996
- 8 Bethune, 4/12/1998

FRESHMAN - SEASON

BATTING

GAMES 77 Mike Fiore ('85)
 AT BATS 276 Mike Fiore ('85)
 RUNS 75 Pat Burrell ('96)
 HITS 102 Scott Parsons ('81)
 DOUBLES 22 Kevin Howard ('00)
 TRIPLES 9 Charles Johnson ('90)
 HOME RUNS 23 Pat Burrell ('96)
 TOT. BASES 182 Pat Burrell ('96)
 RBI 76 Ryan Braun ('03)
 STEALS 41 Bobby Hill ('97)
 WALKS 60 Howie Shapiro ('76)
 STRIKEOUTS 72 Stephen Perez ('10)
 TOT. SAC. 14 Zeke DeVoss ('10)
 HIT BY PITCH 20 Bobby Hill ('97)
 BA (200+AB) .413 Kevin Howard ('00)
 BA (101-199) .484 Pat Burrell ('96)
 SLG% .948 Pat Burrell ('96)
 HIT. STREAK 20 Mark Sobolewski ('07)
 CONS. ON BASE 14 Kevin Howard ('00)
 CONS. HITS 9 Mike Fiore ('85)

ERRORS - OPPONENT

- 12 S. Illinois, 3/16/1976
- 10 Ga.-ATL, 3/27/1953
- 10 P. Air Force, 3/18/1955
- 9 Tampa, 4/23/1949
- 9 Havana, 5/12/1951
- 9 Florida A&M, 4/5/1981
- 8 Many Teams Tied

DOUBLE PLAYS

- 7 S. Illinois, 3/16/1976
- 7 Cornell, 3/30/1971
- 6 UMass, 3/25/1976
- 6 Clemson, 5/14/1995

PITCHING

APPs 44 George Huguet ('01)
 REL. APPs 44 George Huguet ('01)
 STARTS 19 Joe Grahe (1987)
 CGs 8 Alex Fernandez ('89)
 IP 147.2 Alex Fernandez ('89)
 Ks 177 Alex Fernandez ('89)
 WINS 15 Alex Fernandez ('89)
 RECORD 11-0 Chris Hernandez ('08)
 LOSSES 5 Kiki Bengochea ('00)
 SAVES 15 Bryan Garcia (2014)
 ERA (100+) 2.01 Alex Fernandez ('89)
 ERA (1-99 IP) 1.36 Jerry Brust (1974)
 CONS WINS 13 Alex Fernandez ('89)

FRESHMAN - GAME

BATTING

AT BATS 8 Kevin Howard (3/5/2000)
 Kevin Howard (4/7/2000)
 RUNS 5 Kevin Howard (3/5/2000)
 HITS 6 Mike Fiore (5/12/1985)
 DOUBLES 3 Kevin Howard (4/22/2000)
 3 Rick Saggese (3/15/1996)
 TRIPLES 2 Jemile Weeks (4/22/2006)
 2 Manny Crespo (3/6/1998)
 HOMERS 2 L: Tony Jenkins (5/12/2018)
 T. BASES 11 L: Gaby Sanchez (5/2/2003)
 RBI 8 Randy Guerra (3/14/1976)
 STEALS 4 Bobby Hill (3/21/1997)
 WALKS 4 Pat Burrell (5/4/1996)
 Ks 4 L: Harold Martinez (4/5/2009)
 SAC FLYS 2 L: Marcus Nettles (5/14/1999)
 SAC HITS 2 L: Freddy Zamora (3/3/2018)
 HBP 2 L: Ted Blackman (5/8/2009)

HISTORY

INDIVIDUAL LEADERS - BATTING

GAMES

CAREER LEADERS

PLAYER	YEARS	G
1. Doug Shields	1981-84	284
2. Mike Fiore	1985-88	270
3. Calvin James	1981-82, 84-85	261
4. Don Rowland	1982-85	259
5. Joe Trujillo	1986-89	256
6. Frank Dominguez	1985-88	243
Gino DiMare	1989-92	243
8. Randy Guerra	1976-79	238
9. Jim Burt	2001-04	236
10. Mike Kutner	1978-81	234

SEASON LEADERS

PLAYER	YEAR	G
1. Orlando Ariles	1983	82
Phil Lane	1983	82
Bill Wrona	1983	82
4. Mitch Seoane	1983	81
5. Calvin James	1983	80
Javier Velazquez	1983	80
7. Don Rowland	1985	79
8. Jon Leake	1985	78
9. Doug Shields	1983	77
Mike Fiore	1985	77

AT BATS

CAREER LEADERS

PLAYER	YEARS	AB
1. Mike Fiore	1985-88	946
2. Doug Shields	1981-84	871
3. Javy Rodriguez	1999-02	868
4. Jose Trujillo	1986-89	864
5. Randy Guerra	1976-79	839
6. Mitch Seoane	1981-83	803
7. Bill Wrona	1981-83	801
8. Frank Dominguez	1985-88	780
9. Jim Burt	2001-04	764
10. Howie Shapiro	1976-79	754

SEASON LEADERS

PLAYER	YEAR	AB
1. Mitch Seoane	1983	327
2. Bill Wrona	1983	316
3. Calvin James	1985	291
4. Orlando Ariles	1983	286
5. Doug Shields	1984	280
6. Mitch Seoane	1982	276
Mike Fiore	1985	276
8. Darren Mandel	1984	274
9. Don Rowland	1985	268
10. Chris Hart	1984	266

RUNS SCORED

CAREER LEADERS

PLAYER	YEARS	RS
1. Mike Fiore	1985-88	258
2. Bobby Hill	1997-99	240
3. Calvin James	1981-84	238
4. Jose Trujillo	1986-89	213
5. Javy Rodriguez	1999-02	201
6. Pat Burrell	1996-98	198
7. Calvin James	1981-82, 84-85	195
8. Jemile Weeks	2006-08	190
9. Jim Burt	2001-04	186
10. Howie Shapiro	1976-79	184
Phil Lane	1982-84	184

SEASON LEADERS

PLAYER	YEAR	RS
1. Bobby Hill	1998	87
2. Rudy Gomez	1996	86
3. Doug Shields	1984	82
4. Mike Fiore	1988	81
Blake Tekotte	2008	81
Jemile Weeks	2008	81
7. Yonder Alonso	2008	80
8. Pat Burrell	1997	79
Jason Michaels	1997	79
10. Bobby Hill	1999	77
Jon Jay	2006	77

HITS

CAREER LEADERS

PLAYER	YEARS	HITS
1. Mike Fiore	1985-88	341
2. Javy Rodriguez	1999-02	321
3. Doug Shields	1981-84	271
4. Kevin Howard	2000-02	260
5. Jon Jay	2004-06	254
6. Bobby Hill	1997-99	253
7. Randy Guerra	1976-79	252
8. Jim Burt	2001-04	245
9. Bill Wrona	1981-83	243
10. Mitch Seoane	1981-83	236

SEASON LEADERS

PLAYER	YEAR	HITS
1. Orlando Ariles	1983	106
Mitch Seoane	1983	106
Jason Michaels	1997	106
4. Scott Parsons	1981	102
5. Javy Rodriguez	2002	99
6. Bobby Hill	1998	97
7. Bill Wrona	1983	96
Chris Hart	1984	96
Aubrey Huff	1998	96
10. Rudy Gomez	1996	94

DOUBLES

CAREER LEADERS

PLAYER	YEARS	2B
1. Jose Trujillo	1985-88	65
Kevin Howard	2000-02	65
3. Mike Fiore	1985-88	63
4. Jim Burt	2001-04	60
5. Don Rowland	1982-85	55
6. Frank Dominguez	1985-88	53
Kevin Brown	1998-01	53
8. Doug Shields	1981-84	51
9. Randy Guerra	1976-79	50
Jorge Fabregas	1989-91	50

SEASON LEADERS

PLAYER	YEAR	2B
1. Jason Michaels	1997	32
2. Jon Leake	1985	27
Jim Burt	2004	27
4. Jose Trujillo	1989	26
5. Don Rowland	1985	25
6. Don Rowland	1984	24
Yasmani Grandal	2010	24
8. Mike Fiore	1988	23
9. Orlando Ariles	1983	22
Chris Hart	1985	22
Jose Trujillo	1988	22
Rudy Gomez	1996	22
Kevin Howard	2000	22

TRIPLES

CAREER LEADERS

PLAYER	YEARS	3B
1. Jemile Weeks	2006-08	19
2. Calvin James	1981-82, 84-85	17
3. Bill Wrona	1981-83	15
4. Mitch Seoane	1981-83	14
5. Mike Metcalfe	1993-94	13
6. Benny Castillo	1971-74	12
Mike Fiore	1985-88	12
Charles Johnson	1990-92	12
9. Wayne Krenchicki	1973-75	11
Kirk Dulom	1987, 89-90	11

SEASON LEADERS

PLAYER	YEAR	3B
1. Charles Johnson	1990	9
Mike Metcalfe	1993	9
3. Kirk Dulom	1987	8
Jemile Weeks	2006	8
5. Benny Castillo	1973	7
Rick Montoni	1977	7
Bill Wrona	1982	7
Bill Wrona	1983	7
Calvin James	1985	7
Greg Erickson	1990	7
Jorge Fabregas	1990	7

INDIVIDUAL LEADERS - BATTING

HOME RUNS

CAREER LEADERS

PLAYER	YEARS	HR
1. Phil Lane	1982-84	62
2. Pat Burrell	1996-98	61
3. Yonder Alonso	2006-08	52
4. Kevin Brown	1998-01	48
5. Ryan Braun	2003-05	45
6. Zack Collins	2014-16	42
Danny Matienzo	2000-02	42
8. Lale Esquivel	1997, 99-00	40
9. Randy Guerra	1976-79	39
Manny Crespo	1998-00	39

SEASON LEADERS

PLAYER	YEAR	HR
1. Phil Lane	1982	25
2. Yonder Alonso	2008	24
3. Pat Burrell	1996	23
4. Darren Mandel	1984	22
Kevin Brown	1999	22
6. Pat Burrell	1997	21
Aubrey Huff	1998	21
Harold Martinez	2010	21
9. Phil Lane	1983	20
Lale Esquivel	2000	20
Danny Matienzo	2002	20

TOTAL BASES

CAREER LEADERS

PLAYER	YEARS	TB
1. Mike Fiore	1985-88	506
2. Pat Burrell	1996-98	465
3. Yonder Alonso	2006-08	432
4. Randy Guerra	1976-79	427
Javy Rodriguez	1999-02	427
6. Jim Burt	2001-04	425
7. Phil Lane	1982-84	418
8. Ryan Braun	2003-05	414
9. Doug Shields	1981-84	403
10. Frank Dominguez	1985-88	394

SEASON LEADERS

PLAYER	YEAR	TB
1. Jason Michaels	1997	189
2. Pat Burrell	1996	182
3. Orlando Arties	1983	181
4. Aubrey Huff	1998	174
5. Pat Burrell	1997	174
6. Darren Mandel	1984	171
7. Mike Fiore	1988	169
8. Jim Burt	2004	166
9. Yonder Alonso	2008	164
10. Rudy Gomez	1996	161
Ryan Braun	2003	161

RUNS BATTED IN

CAREER LEADERS

PLAYER	YEARS	RBI
1. Mike Fiore	1985-88	235
2. Randy Guerra	1976-79	234
3. Yonder Alonso	2006-08	215
4. Phil Lane	1982-84	200
5. Ryan Braun	2003-05	197
6. Danny Matienzo	2000-02	189
7. Pat Burrell	1996-98	187
Kevin Brown	1998-01	187
9. Frank Dominguez	1985-88	186
10. Zack Collins	2014-16	183

SEASON LEADERS

PLAYER	YEAR	RBI
1. Aubrey Huff	1998	95
2. David Thompson	2015	90
3. Jason Michaels	1997	89
4. Darren Mandel	1984	88
5. Mike Fiore	1988	83
6. Pat Burrell	1997	76
Ryan Braun	2003	76
Ryan Braun	2005	76
9. Phil Lane	1982	74
Sam Sorce	1982	74
Yonder Alonso	2007	74

STOLEN BASES

CAREER LEADERS

PLAYER	YEARS	SB
1. Bobby Hill	1997-99	139
2. Javy Rodriguez	1999-02	135
3. Doug Shields	1981-84	123
4. Calvin James	1981-82, 84-85	119
5. Mike Fiore	198-88	109
6. Howie Shapiro	1976-79	107
7. Luis Hernandez	1991-94	102
Ryan Grimmett	1994-97	102
9. Orlando Gonzalez	1973-74	96
10. Bill Wrona	1981-83	95

SEASON LEADERS

PLAYER	YEAR	SB
1. Javy Rodriguez	2001	66
2. Orlando Gonzalez	1974	62
3. Calvin James	1985	53
Ryan Grimmett	1997	53
Mike Rodriguez	2001	53
6. Bobby Hill	1999	52
7. Jim Crosta	1974	46
Mike Metcalfe	1994	46
Bobby Hill	1998	46
10. Wes Robbins	1978	45

WALKS

CAREER LEADERS

PLAYER	YEARS	BB
1. Mike Fiore	1985-88	222
2. Howie Shapiro	1976-79	194
3. Doug Shields	1981-84	189
4. Zack Collins	2014-16	177
5. Yonder Alonso	2006-08	172
6. Pat Burrell	1996-98	170
7. Randy Guerra	1976-79	167
8. Bobby Hill	1997-99	166
9. Benny Castillo	1971-74	161
10. Calvin James	1981-82, 84-85	160

SEASON LEADERS

PLAYER	YEAR	BB
1. Pat Burrell	1997	83
2. Zack Collins	2016	78
3. Yonder Alonso	2008	76
4. Bobby Hill	1999	73
5. Phil Lane	1983	72
6. Mike Fiore	1988	69
7. Steve Lusby	1982	68
8. Greg Vaughn	1986	63
Jason Michaels	1988	63
10. Howie Shapiro	1980	62

STRIKEOUTS

CAREER LEADERS

PLAYER	YEARS	K
1. Kevin Brown	1998-01	221
2. Phil Lane	1982-84	192
3. Zack Collins	2014-16	164
4. Frank Dominguez	1985-88	162
5. Willie Abreu	2014-16	161
6. Ryan Grimmett	1994-97	155
7. Danny Matienzo	2000-02	153
8. Bruce Thompson	1992-95	151
9. Dave DiNatale	2007-09	149
10. Charles Johnson	1990-92	148

SEASON LEADERS

PLAYER	YEAR	K
1. Phil Lane	1983	72
Kevin Brown	2001	72
Stephen Perez	2010	72
4. Kevin Brown	1999	67
5. Phil Lane	1982	66
6. Zack Collins	2015	64
Willy Escala	2018	64
8. Johnathan Smith	1992	62
9. Dave DiNatale	2009	61
Willie Abreu	2014	61

INDIVIDUAL LEADERS - BATTING

TOTAL SACRIFICES

CAREER LEADERS

PLAYER	YEARS	SAC
1. Jose Trujillo	1986-89	53
2. Kris Clute	1998-01	45
3. Ryan Jackson	2007-09	43
4. Alex Cora	1994-96	42
Javy Rodriguez	1999-02	42
6. Howie Shapiro	1976-79	39
7. Luis Hernandez	1992-95	38
8. Gino DiMare	1989-92	36
9. Paco Figueroa	2002-05	35
10. Joe Nelson	1984-87	34

SEASON LEADERS

PLAYER	YEAR	SAC
1. Jose Trujillo	1987	23
2. Mike Metcalfe	1994	22
3. Joe Nelson	1986	21
4. F.P. Santangelo	1989	20
5. Dave Berg	1992	18
Kris Clute	2000	18
7. Mike Lopez-Cao	1997	17
Kris Clute	2001	17
Javy Rodriguez	2001	17
Adam Ricks	2003	17

HIT BY PITCH

CAREER LEADERS

PLAYER	YEARS	HBP
1. Jon Jay	2004-06	38
2. Danny Figueroa	2002-05	33
3. Bobby Hill	1997-99	32
4. Blake Tekotte	2006-08	31
5. Carl Chester	2015-16	28
6. Luis Hernandez	1991-94	27
Jim Burt	2001-04	27
8. Paco Figueroa	2002-05	26
9. Kevin Brown	1998-01	25
10. Ricky Eusebio	2013-15	24

SEASON LEADERS

PLAYER	YEAR	HBP
1. Jon Jay	2006	23
2. Ricky Eusebio	2015	21
3. Bobby Hill	1997	20
4. Carl Chester	2016	19
5. Danny Figueroa	2003	17
6. Mat Erwin	1994	16
7. Jim Burt	2004	14
8. Kevin Brown	1999	13
Blake Tekotte	2007	13
10. F.P. Santangelo	1989	12
Blake Tekotte	2008	12
Zeke DeVoss	2010	12
Chantz Mack	2013	12
Dale Carey	2014	12

BATTING AVERAGE

CAREER LEADERS (300+ AB)

PLAYER	YEARS	AVG
1. Pat Burrell	1996-98	.442
2. Yasmani Grandal	2008-10	.401
3. Aubrey Huff	1997-98	.400
4. Jason Michaels	1997-98	.396
5. Jon Jay	2004-06	.378
6. Orlando Gonzalez	1973-94	.373
7. Javy Rodriguez	1999-02	.369
8. Kevin Howard	2000-02	.368
9. Ryan Braun	2003-05	.365
10. Mike Fiore	1985-88	.361
Rudy Gomez	1994-96	.361

CAREER LEADERS (1-299 AB)

PLAYER	YEAR	AVG
1. George Iskenderian	2015	.364
2. Steve Lusby	1982-83	.359
3. Bob Taro	1951-54	.342
4. Chris Hermann	2009	.341
5. Juan Flores	1990-91	.339
Tommy Giles	2006	.339
7. Laddie Jezek	1967-69	.333
8. German Alvarez	1997-98	.332
9. Bobby Ward	1962-64	.330
10. Warren Bogle	1962-64	.329
Robert Feldman	1976-77	.329

BATTING AVERAGE

SEASON LEADERS (200+ AB)

PLAYER	YEAR	AVG
1. Mike Fiore	1987	.423
2. Rudy Gomez	1996	.420
3. Kevin Howard	2000	.413
4. Aubrey Huff	1998	.412
5. Jason Michaels	1997	.411
6. Pat Burrell	1997	.409
7. Jon Jay	2005	.408
8. Bobby Hill	1998	.404
9. Orlando Gonzalez	1974	.402
10. Yasmani Grandal	2010	.401

SEASON LEADERS (101-200 AB)

PLAYER	YEAR	AVG
1. Pat Burrell	1996	.484
2. Pat Burrell	1998	.432
3. Larry Pyle	1969	.431
4. Laddie Jezek	1969	.389
5. Aubrey Huff	1997	.385
6. Russ Jacobson	1990	.380
7. Jason Michaels	1998	.378
8. Jorge Maduro	1969	.374
9. Kim Siepe	1972	.373
Tony Barquin	1980	.373
Joey Hooft	2003	.373
Paco Figueroa	2004	.373

SEASON LEADERS (50-100 AB)

PLAYER	YEAR	AVG
1. Larry Wilson	1962	.459
2. Ernie Yaroshuk	1963	.448
3. Whitey Campbell	1950	.429
4. Dennis Eich	1963	.392
5. Bob Dekreon	1955	.390
6. Bob Taro	1953	.379
7. Bobby Ward	1962	.365
8. Vince Pagley	1953	.364
9. Vaughn Flick	1974	.362
10. Robert Feldman	1977	.357

SLUGGING %

CAREER LEADERS (300+ AB)

PLAYER	YEARS	SLG
1. Pat Burrell	1996-98	.886
2. Jason Michaels	1997-98	.744
3. Aubrey Huff	1997-98	.719
4. Ryan Braun	2003-05	.672
5. Kevin Brown	1998-01	.637
Yonder Alonso	2006-08	.637
7. Manny Crespo	1998-00	.632
8. Larry Pyle	1967-69	.624
9. Yasmani Grandal	2008-10	.615
10. Laie Esquivel	1997, 99-00	.613

CAREER LEADERS (1-299 AB)

PLAYER	YEARS	SLG
1. Ed Contreras	1957-59	.615
2. Bob Taro	1951-54	.574
3. Tommy Giles	2006	.558
4. Greg Ellena	1983-86	.546
5. German Alvarez	1997-98	.532
6. Chris Hermann	2009	.528
7. Rick Ellstrom	1992-93	.524
8. Warren Bogle	1966-67	.523
9. Steve Lusby	1982-83	.522
10. Mike Maude	1980-81	.500

SEASON LEADERS (200+ AB)

PLAYER	YEAR	SLG
1. Pat Burrell	1997	.809
2. Yonder Alonso	2008	.777
3. Aubrey Huff	1998	.768
4. Mike Fiore	1988	.754
5. Jason Michaels	1997	.733
6. Ryan Braun	2005	.726
7. Yasmani Grandal	2010	.721
8. Yonder Alonso	2007	.705
9. Kevin Brown	1999	.690
10. Jim Burt	2004	.678

SEASON LEADERS (50-199 AB)

PLAYER	YEAR	SLG
1. Pat Burrell	1996	.948
2. Pat Burrell	1998	.924
3. Jason Michaels	1998	.760
Russ Jacobson	1999	.760
5. Donald Robinson	1992	.745



INDIVIDUAL LEADERS - BATTING / PITCHING

6. Greg Ellena	1985	.741
7. Lale Esquivel	2000	.710
8. Larry Pyle	1969	.700
9. Ed Contreras	1958	.696
10. Kevin Brown	2000	.692

Neal Heaton 1981 20

INNINGS

CAREER LEADERS

PLAYER	YEARS	IP
1. Joe Grahe	1987-89	460.2
2. J.D. Arteaga	1994-97	458.1
3. Stan Jakubowski	1973-76	432.0
4. Dan Davies	1983-86	425.1
5. Kiki Bengochea	2000-02	392.0
6. Neal Heaton	1979-81	390.0
7. Jeff Morrison	1979-81	387.0
8. Rob Souza	1982-84	381.2
9. Mark Batten	1976-79	357.0
10. Greg Knowles	1988-91	343.2

SEASON LEADERS

PLAYER	YEAR	IP
1. Joe Grahe	1989	173.0
2. Joe Grahe	1988	167.0
3. Mike Kasprzak	1982	160.0
4. Stan Jakubowski	1974	159.1
5. Rob Souza	1984	156.0
6. Neal Heaton	1981	154.1
7. Neal Heaton	1980	151.0
8. Alex Fernandez	1989	147.2
9. Sam Sorce	1982	146.2
10. Rob Souza	1982	145.0

WALKS

CAREER LEADERS

PLAYER	YEARS	BB
1. Rob Souza	1982-84	200
2. Dan Davies	1983-86	177
3. Kenny Henderson	1992-95	167
4. Neal Heaton	1979-81	161
5. Danny Smith	1980-83	160
6. Randy Guerra	1976-79	158
7. Joe Grahe	1987-89	154
8. Stan Jakubowski	1973-76	147
9. J.D. Arteaga	1994-97	143
10. Majer Steffen	1984-88	140

SEASON LEADERS

PLAYER	YEAR	BB
1. Rob Souza	1984	91
2. Joe Grahe	1989	75
3. Neal Heaton	1980	72
4. Rob Souza	1983	67
5. Randy Guerra	1978	64
6. Mike Kasprzak	1982	58
Jason Adge	1995	58
8. Oscar Munoz	1990	57
9. Neal Heaton	1981	56
10. Randy Guerra	1979	54

RELIEF APPEARANCES

CAREER LEADERS

PLAYER	YEARS	APP
1. George Huguet	2001-04	123
2. Danny Gil	2004-07	115
3. Danny Smith	1980-83	112
4. Robbie Morrison	1996-98	110
5. Luke Debold	1999-2002	103
6. Bryan Garcia	2014-16	101
7. Danny Graves	1992-94	99
8. AJ Salcines	2011-14	96
9. Andrew Lane	2003-06	95
10. Rick Raether	1984-86	91

SEASON LEADERS

PLAYER	YEAR	APP
1. Michael Neu	1999	46
2. Jay Tessmer	1995	45
Rick Raether	1985	45
4. Luke Debold	2001	44
George Huguet	2001	44
6. Frankie Bartow	2016	43
Kyle Bellamy	2008	43
Danny Smith	1982	43
Danny Smith	1983	43
Dave Eichhorn	1983	43
Eddy Reyes	1997	43

COMPLETE GAMES

CAREER LEADERS

PLAYER	YEARS	CG
1. Stan Jakubowski	1973-76	27
2. Joe Grahe	1987-89	23
3. Neal Heaton	1979-81	19
Rick Jones	1965-67	19
5. Bobby Huges	1969-61	16
6. Warren Bogle	1966-67	15
Tom Borzecki	1968-71	15
Tom Lehman	1967-69	15
Jeff Morrison	1978-81	15
Rob Souza	1982-84	15

SEASON LEADERS

PLAYER	YEAR	CG
1. Joe Grahe	1988	11
2. Joe Grahe	1989	10
Rob Souza	1984	10
4. Warren Bogle	1966	9
Neal Heaton	1981	9
Stan Jakubowski	1974	9
Stan Jakubowski	1975	9
8. Alex Fernandez	1989	8
Tom Lehman	1968	8
Rick Patrylo	1972	8
Bob Bastian	1980	8
Mark Batten	1979	8

APPEARANCES

CAREER LEADERS

PLAYER	YEARS	APP
1. Danny Smith	1980-83	123
George Huguet	2001-04	123
Danny Gil	2004-07	123
4. Robbie Morrison	1996-98	112
5. Luke Debold	1999-2002	103
6. Bryan Garcia	2014-16	101
7. Danny Graves	1992-94	99
8. AJ Salcines	2011-14	98
9. Rick Raether	1984-86	96
10. Andrew Lane	2003-06	95

SEASON LEADERS

PLAYER	YEAR	APP
1. Michael Neu	1999	46
2. Jay Tessmer	1995	45
Rick Raether	1985	45
4. Luke Debold	2001	44
George Huguet	2001	44
Dave Eichhorn	1983	44
Danny Smith	1982	44
8. Frankie Bartow	2016	43
Kyle Bellamy	2008	43
Danny Smith	1983	43
Eddy Reyes	1997	43

STARTS

CAREER LEADERS

PLAYER	YEARS	GS
1. J.D. Arteaga	1994-97	72
2. Dan Davies	1983-86	66
3. Joe Grahe	1987-89	61
4. Rob Souza	1982-84	57
Kenny Henderson	1992-95	57
6. Stan Jakubowski	1973-76	53
7. Alex Santos	1996-99	52
8. David Gil	1997-2000	51
Bryan Radziewski	2011-14	51
10. Chris Hernandez	2008-10	50

SEASON LEADERS

PLAYER	YEAR	GS
1. Rob Souza	1983	23
2. Dan Davies	1985	22
Joe Grahe	1989	22
Mike Kasprzak	1982	22
J.D. Arteaga	1997	22
6. Stan Jakubowski	1974	21
Rob Souza	1984	21
Joe Grahe	1988	20
9. Alex Santos	1999	20
Mark Bauer	1983	20
Dan Davies	1986	20

INDIVIDUAL LEADERS - PITCHING

STRIKEOUTS

CAREER LEADERS

PLAYER	YEARS	K
1. Joe Grahe	1987-89	433
2. Alex Santos	1996-99	386
3. Neal Heaton	1979-81	381
4. Rob Souza	1982-84	366
5. J.D. Arteaga	1994-97	343
6. Stan Jakubowski	1973-76	334
7. Bryan Radziewski	2011-14	333
8. Chris Hernandez	2008-10	320
9. David Gil	1997-2000	312
10. Kenny Henderson	1992-95	311

SEASON LEADERS

PLAYER	YEAR	K
1. Joe Grahe	1989	194
2. Alex Fernandez	1989	177
3. Neal Heaton	1981	172
4. Rob Souza	1984	165
5. Joe Grahe	1988	154
6. Alex Santos	1999	144
7. Alex Santos	1998	142
8. Rob Souza	1983	139
9. Neal Heaton	1980	130
10. Warren Bogle	1966	128
Stan Jakubowski	1974	128

HITS ALLOWED

CAREER LEADERS

PLAYER	YEARS	HITS
1. J.D. Arteaga	1994-97	451
2. Dan Davies	1983-86	424
3. Joe Grahe	1987-89	382
4. Rob Souza	1982-84	368
5. Greg Knowles	1988-91	349
6. Jeff Morrison	1978-81	328
7. Mark Batten	1976-79	322
8. Stan Jakubowski	1973-76	318
9. Kiki Bengochea	2000-02	308
10. Kevin Sheary	1983-87	284

SEASON LEADERS

PLAYER	YEAR	HITS
1. Mike Kasprzak	1982	154
2. Rob Souza	1984	152
3. J.D. Arteaga	1997	141
4. Mark Bauer	1982	134
Joe Grahe	1988	134
6. Joe Grahe	1987	130
7. Dan Davies	1986	127
8. Rob Souza	1983	126
9. Sam Sorce	1982	125
10. Joe Grahe	1989	124

RUNS ALLOWED

CAREER LEADERS

PLAYER	YEARS	R
1. Rob Souza	1982-84	223
2. J.D. Arteaga	1994-97	221
3. Dan Davies	1983-86	204
4. Kiki Bengochea	2000-02	199
5. Joe Grahe	1987-89	186
6. Greg Knowles	1988-91	168
7. Kevin Sheary	1983-87	165
8. Brandon Camardese	2002-05	164
9. Dan Touchet	2001-05	157
10. David Gil	1997-2000	154

SEASON LEADERS

PLAYER	YEAR	R
1. Rob Souza	1984	96
2. Kiki Bengochea	2002	78
3. Mike Kasprzak	1982	76
4. Rob Souza	1983	73
5. Joe Grahe	1987	71
6. Jason Adge	1995	69
7. J.D. Arteaga	1997	68
8. Dan Davies	1986	67
9. Scott Maine	2006	66
10. Kiki Bengochea	2001	65

EARNED RUNS ALLOWED

CAREER LEADERS

PLAYER	YEARS	ER
1. Rob Souza	1982-84	183
2. Dan Davies	1983-86	177
3. J.D. Arteaga	1994-97	173
4. Joe Grahe	1987-89	150
5. Brandon Camardese	2002-05	149
6. Kiki Bengochea	2000-02	147
Kevin Sheary	1983-87	147
8. Dan Touchet	2001-05	134
9. Jose Prado	1991-93	119
David Gil	1997-2000	119

SEASON LEADERS

PLAYER	YEAR	ER
1. Rob Souza	1984	75
2. Mike Kasprzak	1982	68
3. Rob Souza	1983	63
4. Mark Bauer	1983	60
Jason Adge	1995	60
6. Kiki Bengochea	2002	59
7. Dan Davies	1986	57
8. Kevin Sheary	1987	56
9. Scott Maine	2006	54
Joe Grahe	1988	54

SAVES

CAREER LEADERS

PLAYER	YEARS	SV
1. Bryan Garcia	2014-16	43
2. George Huguet	2001-04	39
3. Rick Raether	1984-86	37
4. Robbie Morrison	1996-98	34
5. Danny Graves	1992-94	29
6. Jay Tessmer	1994-95	23
7. Chris Perez	2004-06	20
Danny Miranda	2009-11	20
9. Kyle Bellamy	2007-09	19
Danny Smith	1980-83	19

SEASON LEADERS

PLAYER	YEAR	SV
1. Danny Graves	1994	21
2. Rick Raether	1985	20
Jay Tessmer	1995	20
4. Bryan Garcia	2016	18
5. Rick Raether	1986	17
6. Kyle Bellamy	2009	16
Michael Neu	1999	16
8. Danny Miranda	2011	15
Bryan Garcia	2014	15
10. George Huguet	2001	14
Robbie Morrison	1996	14

WINS

CAREER LEADERS

PLAYER	YEARS	WINS
1. J.D. Arteaga	1994-97	43
2. Neal Heaton	1979-81	42
3. Dan Davies	1983-86	41
4. Stan Jakubowski	1973-76	40
5. Jeff Morrison	1978-81	38
6. Alex Santos	1996-99	37
7. Mark Batten	1976-79	35
8. Joe Grahe	1987-89	34
9. Jeff Alkire	1989-92	32
10. David Gil	1997-2000	31
Eric Erickson	2007-08, 10, 12	31

SEASON LEADERS

PLAYER	YEAR	WINS
1. Neal Heaton	1980	18
2. Neal Heaton	1981	16
Stan Jakubowski	1974	16
4. Tom Farmer	2001	15
Alex Santos	1998	15
Clint Weibl	1996	15
Oscar Munoz	1990	15
Joe Grahe	1989	15
Alex Fernandez	1989	15
Dan Davies	1985	15
Bob Bastian	1980	15
Gavin Long	1976	15

INDIVIDUAL LEADERS - PITCHING

LOSSES

CAREER LEADERS

PLAYER	YEARS	L
1. Kiki Bengochea	2000-02	16
Rob Souza	1982-84	16
3. Kevin Sheary	1983-87	15
4. Stan Jakubowski	1973-76	14
5. Joe Grahe	1987-89	13
6. Warren Bogle	1966-67	12
Tom Borzecki	1968-71	12
Dan Davies	1983-86	12
Kenny Henderson	1992-95	12
Eric Erickson	2007-08, 2010, 2012	12

SEASON LEADERS

PLAYER	YEAR	L
1. Rob Souza	1984	9
2. Carlos Gutierrez	2006	7
3. Shawn Purdy	1991	7
4. Fadul Arrieta	1993	7
Kiki Bengochea	2002	7
6. David Gutierrez	2009	6
Warren Bogle	1966	6
Warren Bogle	1967	6
Jason Adge	1995	6
E.J. Encinosa	2011	6
Eric Erickson	2012	6
Andrew Suarez	2013	6
Evan McKendry	2018	6

ERA (100+ IP)

SEASON LEADERS

PLAYER	YEAR	ERA
1. Augie Ruiz	1978	1.46
2. Stan Jakubowski	1974	1.47
3. Bob Bartlett	1973	1.56
4. Mark Batten	1979	1.63
5. Chris Diaz	2013	1.64
6. Stan Jakubowski	1975	1.65
7. Gavin Long	1976	1.78
8. Alex Fernandez	1989	2.01
9. Jeff Morrison	1980	2.03
10. Neal Heaton	1980	2.09

ERA (1-99 IP)

SEASON LEADERS

PLAYER	YEAR	ERA
1. John Fulgham	1975	0.54
2. Danny Graves	1994	0.89
3. Kyle Bellamy	2009	0.97
4. Dean Booth	1974	1.13
5. Jay Tessmer	1994	1.16
6. Sam Robinson	2010	1.27
7. T.J. Prunty	2001	1.29
8. Jay Tessmer	1995	1.31
9. Jerry Brust	1974	1.36
10. Eric Nedeljkovic	2013	1.37

ERA (199+ IP)

CAREER LEADERS

PLAYER	YEARS	ERA
1. Stan Jakubowski	1973-76	1.81
2. Neal Heaton	1979-81	2.03
3. Jerry Brust	1974-75	2.04
4. Jeff Morrison	1978-81	2.37
5. Tom Lehman	1967-69	2.38
6. Augie Ruiz	1976-78	2.42
7. Cesar Carrillo	2004-05	2.44
8. Bobby Huges	1959-61	2.52
Rick Patrylo	1971-73	2.52
Rick Raether	1984-86	2.52
Vic Stenson	1958-60	2.52

ERA (1-199 IP)

CAREER LEADERS

PLAYER	YEARS	ERA
1. John Fulgham	1975	0.54
2. Jay Tessmer	1994-95	1.24
3. Dean Booth	1960-61	1.51
4. Neale Monte	1968-70	1.69
5. Ralph Maza	1969-72	1.71
6. Robbie Morrison	1996-97	1.78
7. Bob Bartlett	1971-73	1.79
8. Wally Pontiff	1973	1.92
9. Alex Fernandez	1989	2.01
10. Danny Graves	1992-94	2.02

2019 MIAMI HURRICANES



0 • RHP • Jr.
Gregory
Veliz



2 • INF • So.
Freddy
Zamora



4 • OF/LHP • So.
Dylan
Cloonan



7 • RHP • So.
Chris
McMahon



9 • INF • So.
Willy
Escala



10 • LHP/UT • Fr.
JP
Gates



13 • INF • So.
Tyler
Paige



14 • RHP • Jr.
Evan
McKendry



16 • INF • So.
Raymond
Gil



17 • RHP • So.
Joe
Sparber



19 • RHP • Jr.
Mark
Mixon



21 • RHP • Fr.
Mark
Slade



22 • RHP • R-So.
Albert
Maury, Jr.



24 • C • R-So.
Michael
Amditis



27 • INF • Fr.
Anthony
Vilar



28 • OF • Fr.
Jordan
Lala



30 • INF • So.
Alex
Toral



31 • C • So.
Isaac
Quinones



32 • RHP • R-Fr.
Alex
Ruiz



34 • RHP • Jr.
Daniel
Rivero



35 • OF • Jr.
Chad
Crosbie



36 • LHP • So.
Jeremy
Cook



38 • OF/INF • Fr.
Luis
Tuerdo



40 • INF/OF • Fr.
Austin
Pollak



41 • OF • Fr.
Chet
Moore



43 • OF • So.
Gabe
Rivera



44 • C • Fr.
Adrian
Del Castillo



47 • RHP • Jr.
Tyler
Keyser



51 • OF • So.
Tony
Jenkins



53 • RHP • R-Jr.
Brian
Van Belle



55 • LHP • Fr.
Bailey
Mantilla



99 • RHP • So.
Daniel
Federman



6
Gino DiMare
Head Coach



33
J.D. Arteaga
Assoc. Head Coach



8
Norberto Lopez
Assistant Coach



49
Bo Durkac
Assistant Coach

HURRICANES BASEBALL

2019 SCHEDULE

RUTGERS
FEBRUARY 15 – 17

AT **LOUISVILLE ***
APRIL 18 – 20

FAU
FEBRUARY 20

FIU
APRIL 24

AT **FLORIDA**
FEBRUARY 22 – 24

VIRGINIA TECH *
APRIL 26 – 28

AT **FIU**
FEBRUARY 27

BETHUNE-COOKMAN
MAY 3 – 5

UMBC
MARCH 1 – 3

UCF
MAY 8

APPALACHIAN ST.
MARCH 6

AT **WAKE FOREST ***
MAY 10, 11, 13

GEORGIA TECH *
MARCH 8 – 10

DUKE *
MAY 16 – 18

JACKSON STATE
MARCH 12 – 13

FAU
APRIL 3

AT **UNC ***
MARCH 15 – 17

FSU *
APRIL 5 – 7

COLUMBIA
MARCH 19 – 20

FGCU
APRIL 9

NC STATE *
MARCH 22 – 24

AT **FGCU**
APRIL 10

AT **FAU**
MARCH 27

AT **VIRGINIA ***
APRIL 12 – 14

AT **PITT ***
MARCH 29 – 31

FGCU
APRIL 16