

#### 2012-13 SCHEDULE

Date	Opponent (AP/USA)	Result/TV	Time/Score
<b>Nov. 12</b>	<b>Presbyterian College</b>	<b>W</b>	<b>77-44</b>
Nov. 16	at Furman	W	72-55
Nov. 22	# vs. Gonzaga (17/16)	L	49-57
Nov. 23	# vs. UTEP	W	69-48
Nov. 25	# vs. Marist	W	59-44
<b>Nov. 28</b>	<b>^ Purdue</b>	<b>L</b>	<b>61-73</b>
Dec. 2	at South Carolina	W	64-55
<b>Dec. 8</b>	<b>Arizona (8/8)</b>	<b>L</b>	<b>54-66</b>
<b>Dec. 15</b>	<b>Florida A&amp;M</b>	<b>W</b>	<b>80-57</b>
Dec. 19	at Coastal Carolina	L	46-69
<b>Dec. 23</b>	<b>SC State</b>	<b>W</b>	<b>77-41</b>
<b>Jan. 1</b>	<b>The Citadel</b>	<b>W</b>	<b>92-51</b>
<b>Jan. 5</b>	<b>* Florida State</b>	<b>L</b>	<b>66-71</b>
Jan. 8	* at Duke (1/1)	L	40-68
<b>Jan. 12</b>	<b>* Virginia</b>	<b>W</b>	<b>59-44</b>
<b>Jan. 15</b>	<b>* Wake Forest</b>	<b>W</b>	<b>60-44</b>
Jan. 20	* at NC State (14/15)	L	62-66
Jan. 24	* at Florida State	L	57-60
<b>Jan. 27</b>	<b>* Virginia Tech</b>	<b>W</b>	<b>77-70</b>
<b>Jan. 29</b>	<b>* Georgia Tech</b>	<b>W</b>	<b>63-60</b>
Feb. 2	* at Boston College	L	68-75
Feb. 7	* at Virginia	L	41-78
<b>Feb. 10</b>	<b>* NC State</b>	<b>L</b>	<b>57-58</b>
Feb. 14	* at Georgia Tech	W	56-53
<b>Feb. 17</b>	<b>* Miami (3/4)</b>	<b>L</b>	<b>43-45</b>
Feb. 23	* at Maryland	L	59-72
<b>Feb. 28</b>	<b>* North Carolina</b>	<b>L</b>	<b>59-68</b>
Mar. 2	* at Virginia Tech	L	61-69
<b>Mar. 5</b>	<b>* Boston College</b>	<b>L</b>	<b>61-68</b>
Mar. 9	* at Miami	ACCN	2:30
Mar. 14-17	ACC Tournament (Greensboro, NC)		TBA

**Note:** Home games in **Bold**; all times are Eastern and PM; # - Old Spice Classic (Orlando, FL); ^ - ACC/Big Ten Challenge; \* - ACC regular season game

#### SPORTS INFORMATION

##### Media Contacts

**Assistant AD/SID:** Tim Bourret (Notre Dame '77)  
**Associate SID/Men's Basketball:** Philip Sikes (Clemson '02)

##### Contact Information

**SID Office Phone:** (864) 656-2114  
**SID Fax Machine:** (864) 656-0299  
**Sikes Office:** (864) 656-1985  
**Sikes Cell:** (864) 525-4889  
**Sikes Email:** philips@clemsontigers.com  
**Bourret Office:** (864) 656-1926  
**Bourret Cell:** (864) 356-3791  
**Bourret Email:** btimoth@clemsontigers.com  
**Press Row:** (864) 656-6833

##### Mailing Addresses

**SID Office Address:** P.O. Box 31  
Clemson, SC 29633  
**Overnight Mailing:** Jervy Athletic Center  
100 Perimeter Road  
Clemson, SC 29634

##### Ticket Information

**Athletic Ticket Office:** 1-800-CLEMSON  
**Web Site:** ClemsonTigers.com

#### GAME SETUP

**Site:** BankUnited Center (7,200)  
**Date:** Saturday, March 9, 2013  
**City:** Coral Gables, FL  
**Time:** 2:30 PM  
**Radio:** Clemson Tiger Sports Network  
(Pete Yanity - play-by-play; Tim Bourret - color)  
**TV:** ACC Network  
(Tim Brant - play-by-play; Bobby Cremins - color)  
**Rankings:** Miami - No. 6 AP, No. 7 USA Today

#### SERIES NOTES

**Overall:** Clemson leads 11-8  
**at Clemson:** Clemson leads 5-2  
**at Littlejohn:** Clemson leads 5-2  
**at Miami:** Miami leads 4-3  
**at Neutral:** Clemson leads 3-2  
**First Meeting:** Clemson won, 98-96, in 1955-56  
**Last Meeting:** Miami won, 45-43, on Feb. 17  
**Streak:** Miami has won two straight

#### PROBABLE STARTING LINEUPS

CLEMSON UNIVERSITY						UNIVERSITY OF MIAMI (FL)					
12	Rod Hall	6-1	210	So.	G	0	Shane Larkin	5-11	176	So.	
	(5.7 PPG, 2.6 RPG)						(13.8 PPG, 3.8 RPG)				
20	Jordan Roper	5-11	165	Fr.	G	1	Durand Scott	6-5	203	Sr.	
	(7.4 PPG, 1.23 RPG)						(13.2 PPG, 4.2 RPG)				
21	Damarcus Harrison	6-4	200	So.	F/G	4	Trey McKinney Jones	6-5	220	Sr.	
	(5.3 PPG, 2.7 RPG)						(9.1 PPG, 3.4 RPG)				
24	Milton Jennings	6-9	225	Sr.	F	35	Kenny Kadji	6-11	242	Sr.	
	(10.4 PPG, 6.6 RPG)						(13.3 PPG, 6.7 RPG)				
31	Devin Booker	6-8	250	Sr.	C/F	45	Julian Gamble	6-10	250	Sr.	
	(13.2 PPG, 7.8 RPG)						(6.6 PPG, 4.9 RPG)				

#### QUICK FACTS

- Clemson and Miami face off Saturday for the second time this season and 20th time in the history of the series on Saturday at BankUnited Center. The Hurricanes won a slugfest on Feb. 17 at Littlejohn Coliseum, 45-43. Miami overcame a late four-point deficit within the final two minutes to claim the victory over the Tigers.
- Clemson holds an 11-8 advantage all-time in the series, but the Hurricanes lead 4-3 in games played in Miami. Clemson last won at Miami in 2010-11, Brad Brownell's first season with the Tiger program.
- The Tigers have won twice at BankUnited Center since Miami first joined the ACC for the 2004-05 season. In the 2008-09 matchup, K.C. Rivers posted 28 points and Trevor Booker collected 16 rebounds to lead the Tigers to victory. In the 2010-11 win, guard Andre Young scored 18 to lead the way.
- Clemson owns 11 wins over top-25 ACC teams on the road in its history. The last victory for the Tiger program came against 21st-ranked Virginia Tech in 2007. Clemson's last win over a top-10 ACC team on the road was in 1995 against Duke in Rick Barnes' first road game as head coach.
- The Tigers are seeking their first win over a ranked team in 2012-13. Clemson has a current streak of six consecutive seasons with at least one win over a ranked team.
- Clemson dropped its most recent game on Tuesday to Boston College. It was Senior Night at Littlejohn, and Clemson's Devin Booker and Milton Jennings played well in their final home game as Tigers. Booker led the way with 19 points, while Jennings added 18. The two combined for 15 rebounds and made 16-of-28 shots from the field.
- K.J. McDaniels, who has missed the previous three games with an ankle injury, was a limited participant in practice Thursday and is listed as questionable for Saturday.
- Damarcus Harrison is coming off his first double-figure scoring performance since January. The sophomore posted 11 points and added a career-high tying eight rebounds in 29 minutes against Boston College.
- Freshman guard Jordan Roper was named to the All-ACC Academic Team on Thursday, the 11th straight year Clemson has had at least one representative. Roper is tied for the team lead with 31 steals and second with 36 three-pointers.

#### MEET THE COACHES

##### Clemson Head Coach:

*Overall:*  
*at Clemson:*  
*vs. Miami:*

##### Associate Head Coach:

**Assistant Coaches:**  
**Director of Operations:**

##### Miami Head Coach:

*Overall:*  
*at Miami:*

##### Assistant Coaches:

##### SID for Basketball:

**SID Email:**  
**Web Site:**

##### Brad Brownell (DePauw '91)

218-128 (.630, 11th season)  
51-43 (.543, 3rd season)  
2-2

Mike Winiacki  
Earl Grant, Steve Smith  
Dick Bender

##### Jim Larranaga (Providence '71)

513-353 (.592, 29th season)  
43-19 (.694, 2nd season)

Eric Konkol, Michael Huger,  
Chris Caputo  
Amy Woodruff  
a.woodruff@miami.edu  
HurricaneSports.com



VS.



# 2012-13 Clemson Men's Basketball Media Roster



**#2 Carson Fields**  
G • 6-4 • 200 • So.  
Pewee Valley, KY



**#3 Adonis Filer**  
G • 6-2 • 190 • Fr.  
Chicago, IL




**#5 Jaron Blossomgame**  
F • 6-7 • 205 • Fr.  
Alpharetta, GA




**#12 Rod Hall**  
G • 6-1 • 210 • So.  
Augusta, GA



**#15 Devin Coleman**  
G • 6-2 • 200 • So.  
Philadelphia, PA



**#20 Jordan Roper**  
G • 5-11 • 165 • Fr.  
Columbia, SC



**#21 Damarcus Harrison**  
G • 6-4 • 200 • So.  
Greenwood, SC




**#22 Bernard Sullivan**  
F • 6-7 • 230 • So.  
Gastonia, NC



**#24 Milton Jennings**  
F • 6-9 • 225 • Sr.  
Summerville, SC



**#31 Devin Booker**  
F/C • 6-8 • 250 • Sr.  
Whitmire, SC



**#32 K.J. McDaniel**  
F • 6-6 • 200 • So.  
Birmingham, AL



**#33 Josh Smith**  
F • 6-8 • 260 • Fr.  
Charlotte, NC



**#35 Landry Nnoko**  
C • 6-10 • 245 • Fr.  
Yaounde, Cameroon



**Brad Brownell**  
Head Coach  
3rd Season at Clemson



**Mike Winicki**  
Associate Head Coach  
3rd Season at Clemson



**Earl Grant**  
Assistant Coach  
3rd Season at Clemson



**Steve Smith**  
Assistant Coach  
1st Season at Clemson



**Dick Bender**  
Director of Operations  
3rd Season at Clemson



**Darric Honnold**  
Strength & Conditioning Coach  
2nd Season at Clemson



**Andy McPherson**  
Athletic Trainer  
1st Season at Clemson

# CLEMSON vs. MIAMI

## HEAD COACH BRAD BROWNELL

- Named the 21st men's basketball head coach in Clemson history on April 13, 2010.
- Is coaching his 11th season in Division I, having previously coached four years each at UNC Wilmington and Wright State.
- Set Clemson records for total wins (22) and ACC wins (9) by a first-year head coach in 2010-11.
- Led Clemson to first NCAA Tournament win in 14 years when the Tigers topped UAB in the first round in 2011.
- All 10 of his teams have ranked in the top 50 of the NCAA in scoring defense, including his first team at Clemson that led the ACC and was 24th nationally in scoring defense (61.4). Clemson's 2012-13 scoring defense (60.6) was the program's best since 1950.
- Has taken three different teams to NCAA Tournaments, one of only a few select coaches in the country to accomplish the feat.
- Took the UNC Wilmington program to a school-record 25 wins in his final season with the school, 2005-06.
- Named Colonial Athletic Association Coach of the Year in 2003 and 2006. He coached CAA Player of the Year Brett Blizard in 2002-03, his first season as a Division I head coach.
- Took over Wright State in 2006-07 and guided the school to a record 23 wins in his first season and an NCAA Tournament bid.
- Named NABC District 10 Coach of the Year in 2007 and Horizon League Coach of the Year in 2008.
- Began his coaching career as a graduate assistant at Evansville in 1991-92, helping that program to an NCAA berth.
- Served as an assistant coach to Jerry Wainwright at UNC Wilmington from 1994-2002. In his final season as assistant coach, the Seahawks upset Southern Cal in overtime in the first round of the NCAA Tournament.
- Played Division III ball at DePauw University in Greencastle, IN.
- He and his wife, Paula, have two daughters, Abby (14) and Kate (12).

Brownell Year by Year as Head Coach

Year	School	Record	Postseason
2002-03	UNC Wilmington	24-7	NCAA, 1st rd
2003-04	UNC Wilmington	15-15	
2004-05	UNC Wilmington	19-10	
2005-06	UNC Wilmington	25-8	NCAA, 1st rd
2006-07	Wright State	23-10	NCAA, 1st rd
2007-08	Wright State	21-10	
2008-09	Wright State	20-13	
2009-10	Wright State	20-12	
2010-11	Clemson	22-12	NCAA, 2nd rd
2011-12	Clemson	16-15	
2012-13	Clemson	13-16	
<b>Totals</b>	<b>11th season</b>	<b>218-128</b>	<b>(.630)</b>

### Clemson vs. Miami Series History

- Clemson leads the series with Miami, 11-8. Clemson won the first five games of the series, then lost the next five. Clemson finally broke the streak with a 74-70 overtime victory in 2006-07 at Clemson. The two teams split the games in 2007-08 with both teams winning on their home courts.
- Clemson won five in a row in the series for the second time before Miami won last season, 76-73. The five-game run included a season sweep in 2010-11, Brad Brownell's first year. Miami has taken the last two contests.
- Miami holds a slight edge in the series, 7-6, since the Hurricanes joined the ACC in 2004-05. Eleven of those matchups were against Frank Haith, who is now at Missouri.
- Clemson won the first five games in the series, which began with a 98-96 victory on January 5, 1956 at the Senior Bowl Tournament in Mobile, AL.
- The Hurricanes swept Clemson in 2004-05 and won two games in 2005-06, a regular season win at Clemson and the ACC Tournament contest.
- Clemson has won twice at Miami in recent years, 2008-09 and 2010-11. In the 2008-09 win, K.C. Rivers produced 28 points and Trevor Booker grabbed 16 rebounds, while in 2010-11, Andre Young scored 18 to lead the Tigers to victory.
- Six of Miami's wins over the Tigers have been by six points or less. The only large margin in Miami's favor took place in 2005-06 in Coral Gables, a 62-38 Hurricanes win. That was the fewest points scored by the Tigers in the Oliver Purnell era.
- Based on the previous meetings, we could have a close game on Saturday. Thirteen of the 19 previous meetings have been decided by six points or less, or in overtime. That includes earlier this season, when the Hurricanes escaped Littlejohn Coliseum with a perfect ACC record after a 45-43 win.
- Five meetings between the two teams have taken place on neutral sites in regular season tournaments. In addition to the first meeting in Mobile, Clemson won the second meeting in 1959 at the Steel City Tournament in Pittsburgh, PA and the third meeting, in 1966-67, at the Volunteer Classic in Knoxville. The two teams played a home-and-home non-conference series in 1994-95 and 1995-96, Rick Barnes' first two years as Clemson head coach. Clemson won both of those games.
- Clemson won the first meeting with Miami on January 5, 1956 in the consolation round of the Senior Bowl Tournament, 98-96. Clemson had five players in double figures and two more with eight. Miami had five players with at least 16 points, yet lost the game.
- Clemson won the second meeting between the two schools in Pittsburgh on December 13, 1958 by a 66-61 score in the first round of the Steel City Tournament. Bill Warren, a native of Pennsylvania, had a fine homecoming with 19 points to lead the Tigers, who also got 18 points from Doug Hoffman.
- Clemson won the third meeting with Miami on December 16,

1966, a 73-64 overtime victory. Clemson outscored Miami 9-0 in the overtime. Jim Sutherland led the Tigers with 20 points, while Randy Mahaffey added 19 points and 10 rebounds. Richie Mahaffey also scored 19 points.

- Clemson has 11 wins in its history over Miami and three are in overtime. What is unusual is the margin of victory in those three games. Clemson won in overtime over the Hurricanes by a 73-64 score in Knoxville in 1966-67, then won by a 14-point score in overtime (66-52) on December 23, 1995. That was Rick Barnes' second year as Clemson coach. In 15 minutes of overtime vs. Miami, Clemson has outscored the Hurricanes 38-11. Clemson won the first two overtime games against Miami by a 23-0 overtime score.
- Clemson won the first meeting between the Tigers and the Hurricanes at Clemson on Dec. 20, 1994. Rayfield Ragland played the game of his life in that Tiger victory as he had 26 points in just 22 minutes. He made 11-of-15 shots from the field and 4-of-6 three-point shots off the bench. Greg Buckner added 15 points off 7-of-7 shooting from the field. That performance was part of his record 16 consecutive made field goals during that season.

### Brownell and Larranaga Have Been Coaching Rivals Before

Clemson Head Coach Brad Brownell and Miami Head Coach Jim Larranaga faced off many times in the Colonial Athletic Association when Brownell was at UNC Wilmington and Larranaga was at George Mason.

Larranaga had the upper hand, 6-4, in the 10 meetings. The home team won seven of the eight and the two schools split a pair of neutral site games in the conference tournament. All 10 meetings were during the 2002-03 through 2005-06 era when Brownell was at UNC Wilmington. He went to Wright State for the 2006-07 season.

Brownell's UNCW team and Larranaga's George Mason team both had 15-3 records in the Colonial during the 2005-06 season and tied for the conference regular season title. George Mason lost in the second round of the conference tournament that year to Hofstra and Brownell's team won the league tournament to get the automatic NCAA bid.

During the regular season that year, UNCW won the first meeting in Wilmington, 69-63, then George Mason won the game in Virginia by a nearly identical 69-62 score. Of course, George Mason went on to make a great run in the NCAA tournament reaching the Final Four. They finished with a 27-8

## PRONUNCIATION GUIDE

Brad Brownell ..... **BROW-nehl**  
 Landry Nnoko ..... **NOH-koh**  
 Mike Winiacki ..... **wih-NEH-kee**

## 2012-13 NUMERICAL ROSTER

#	Name	Pos	Hgt	Wgt	Cl.	Exp	Hometown	High School/Previous School
2	Carson Fields	G	6-4	200	So.	1VL	Pewee Valley, KY	South Oldham HS
3	Adonis Filer	G	6-2	190	Fr.	HS	Chicago, IL	Notre Dame Prep (MA)
5	Jaron Blossomgame	F	6-7	205	Fr.	HS	Alpharetta, GA	Chattahoochee HS
12	Rod Hall	G	6-1	210	So.	1VL	Augusta, GA	Lucy C. Laney HS
15	Devin Coleman	G	6-2	200	So.	1VL	Philadelphia, PA	Friends' Central HS
20	Jordan Roper	G	5-11	165	Fr.	HS	Columbia, SC	Irmo HS
21	Damarcus Harrison	G	6-4	200	So.	TR	Greenwood, SC	BYU
22	Bernard Sullivan	F	6-7	230	So.	1VL	Gastonia, NC	Davidson Day School
24	Milton Jennings	F	6-9	225	Sr.	3VL	Summerville, SC	Pinewood Prep
31	Devin Booker	F/C	6-8	250	Sr.	3VL	Whitmire, SC	Union HS
32	K.J. McDaniels	F	6-6	200	Fr.	1VL	Birmingham, AL	Central Park Christian HS
33	Josh Smith	F	6-8	260	Fr.	HS	Charlotte, NC	Olympic HS
35	Landry Nnoko	C	6-10	245	Fr.	HS	Yaounde, Cameroon	Montverde Academy (FL)

**Note:** Blossomgame and Coleman will both red-shirt the 2012-13 season.

# CLEMSON vs. MIAMI

## ACC STANDINGS

Team	Overall	ACC
Miami	23-6	14-3
Duke	26-4	13-4
North Carolina	22-8	12-5
NC State	22-8	11-6
Virginia	20-9	10-6
Maryland	20-10	8-9
Florida State	15-14	7-9
Georgia Tech	16-13	6-11
Boston College	14-16	6-11
<b>Clemson</b>	<b>13-16</b>	<b>5-12</b>
Wake Forest	12-17	5-12
Virginia Tech	13-17	4-13

## UPCOMING ACC SCHEDULE

### Saturday, Mar. 9

Georgia Tech at Boston College	ACCN	12:00
NC State at Florida State	ESPN/2	2:00
<b>Clemson at Miami</b>	<b>ACCN</b>	<b>2:30</b>
Duke at North Carolina	ESPN	9:00

### Sunday, Mar. 10

Virginia Tech at Wake Forest	ACCN	2:00
Maryland at Virginia	ESPNU	6:00

### Thursday, Mar. 14 (ACC Tournament first round)

No. 8 vs. No. 9 seed	ACCN	12:00
No. 5 vs. No. 12 seed	ACCN	2:00
No. 7 vs. No. 12 seed	ACCN	7:00
No. 6 vs. No. 11 seed	ACCN	9:00

### Friday, Mar. 15 (ACC Tournament quarterfinals)

No. 1 seed vs. No. 8/9 winner	ACCN	12:00
No. 4 seed vs. No. 5/12 winner	ACCN	2:00
No. 2 vs. No. 7/10 winner	ACCN	7:00
No. 3 vs. No. 6/11 winner	ACCN	9:00

### Saturday, Mar. 16 (ACC Tournament semifinals)

Game 9	ACCN	12:00
Game 10	ACCN	2:00

## NATIONAL POLLS

### Week 18 (March 4)

AP	Team	ESPN/USA
1.	Gonzaga	1
2.	Indiana	2
3.	Duke	4
4.	Kansas	3
5.	Georgetown	5
6.	Miami (FL)	7
7.	Michigan	8
8.	Louisville	6
9.	Kansas State	10
10.	Michigan State	12
11.	Florida	9
12.	New Mexico	11
13.	Oklahoma State	14
14.	Ohio State	13
15.	Marquette	17
16.	Saint Louis	15
17.	Syracuse	16
18.	Arizona	18
19.	Oregon	25
20.	Pittsburgh	22
21.	VCU	19
22.	Wisconsin	21
23.	UCLA	NR
24.	Notre Dame	24
25.	Memphis	20
NR.	St. Mary's	23

record that year, while Brownell's UNCW team finished 25-8.

Larranaga has claimed the first two meetings between the two as ACC coaches. Miami has won both games by a total of just five points.

### Scouting the Hurricanes

Miami enters Saturday's contest with a chance to clinch the ACC regular season title. The Hurricanes need a win outright over the Tigers to win it for the first time since joining the conference for the 2004-05 season. Miami is 23-6 overall, 14-3 in the ACC, and ranked as high as sixth in the latest AP poll.

The Hurricanes were upset at home on Wednesday by Georgia Tech. Miami had a 13-point lead early in the second half, but saw Tech erase it twice in the last four minutes of the game, including at the buzzer as the Jackets tipped in their own miss to win 71-69.

Miami has three double figure scorers, led by point guard Shane Larkin. He averages 13.8 points per game and was held to eight in the first meeting against Clemson. Kenny Kadji, who hit the late go-ahead three-pointer in that Feb. 17 game, averages 13.3 points per game. Durand Scott is third at 13.2 per game. Kadji and Scott will be among five seniors honored prior to Saturday's game at the BankUnited Center.

### Statistical Comparison

Clemson	Category	Miami
61.7	Scoring Offense	69.2
59.6	Scoring Defense	60.2
+2.1	Scoring Margin	+9.0
.425	Field Goal %	.459
.313	Three-Point %	.351
.659	Free Throw %	.667
+0.5	Rebound Margin	+2.3
10.9	Assists Per Game	11.3
11.5	Turnovers Per Game	11.0
+1.2	Turnover Margin	+1.0
6.8	Steals Per Game	6.4
4.8	Blocks Per Game	4.8

### Earlier This Season vs. Miami...

#### Clemson Upset Bid Falls Short, No. 3 Miami Prevails 45-43

Clemson's bid for an upset fell short on Feb. 17 as the No. 3 ranked Miami Hurricanes escaped Littlejohn Coliseum with a 45-43 victory and a perfect 12-0 record in the Atlantic Coast Conference. The Tigers held a 42-38 lead after Jordan Roper's coast-to-coast layup with just under two minutes left, but were outscored 7-1 to end the game.

Kenny Kadji made the go-ahead three-point shot with 34.7 seconds left, and Miami tacked on a free throw with 8.6 ticks to go. Rod Hall had a chance to tie in the waning seconds, but his shot missed and two Tigers converged on a tip-in that would not fall at the buzzer.

Clemson held Miami to just 45 points, its lowest total this season and 25 below its season average entering the game. Its previous low was 50 against Indiana State in the Diamond Head Classic. The Tigers held the Hurricanes to a 34.6 percent field goal mark, but shot just 30.4 percent on their own accord. Clemson struggled to a 5-for-13 clip at the free throw line, just 38.5 percent. Miami won the rebound battle, 43-37.

## CLEMSON'S 2012-13 RECORD...

Overall	13-16
At home	8-7
On the road	3-8
At neutral sites	2-1
In overtime	0-0
Vs. ranked opponents	0-5
In games decided by 3 points or less	2-3
In games decided by 5 points or less	2-5
In games decided by 7 or more points	11-11
When leading at halftime	12-4
When trailing at halftime	0-12
When tied at halftime	1-0
When shooting 50% or better	5-0
When opponent shoots less than 50%	12-12
When scoring 70 or more points	6-0
When winning the rebound margin	8-7
When winning the turnover margin	7-7
In November	4-2
In December	3-2
In January	5-4
In February	1-6
In March	0-2

Roper was terrific for a second straight home game for Clemson, leading all players with 19 points. The freshman made 8-of-11 overall, 3-of-4 from three-point distance. Devin Booker added a double-double with 11 points and 10 rebounds. Kadji led the Hurricanes with 12, while Julian Gamble added eight.

Miami began the contest with an 8-2 lead and watched Clemson make just one of its first 17 attempts from the field. But the Tigers rebounded by scoring five straight, capped by a Roper steal and slam. Clemson took its first lead at 11-10 on a runner from Milton Jennings. The largest lead for the Tigers in the first half was 15-12 on a monster flush by Booker off a fast break. The two teams were tied at 16 late, but Miami took a two-point edge into the break off a Rion Brown jumper.

The Tigers came out strong after intermission, scoring the first seven points of the second frame to take a 23-18 lead. Roper hit his second three-pointer during the run. He added another on an inbounds play at the 14:44 mark to give Clemson another lead at 26-24. The two teams exchanged the lead five more times from that point, the last of which came on Kadji's three in the final minute.

Clemson had a chance to re-take the lead following Kadji's three, but Hall was whistled for a charge over Trey McKinney Jones with 13.3 seconds remaining. Hall played tremendous on the ball defense versus the 'Canes star point guard Shane Larkin, who was held to just seven points on 2-of-8 shooting with three turnovers in 40 minutes.

### Last Game at Miami...

#### Smith's 23 Not Enough as Miami Wins 76-73 in 2011-12

Tanner Smith scored a game-high 23 points, but Clemson fell victim to a late 12-0 run as Miami pushed ahead of the Tigers by a 76-73 final at the BankUnited Center on Jan. 18, 2012.

Smith made 8-of-13 shots, including 4-of-7 from long

## VETERAN PLAYERS VS. MIAMI

Player	G-GS	Min	FGs	3-PTs	FTs	Rbs-Avg.	A-T	B-S	Pts-Avg
Devin Booker	5-4	119	13-33	0-4	11-17	20-4.0	2-3	3-6	37-7.4
Adonis Filer	1-0	10	1-2	1-2	0-0	0-0.0	1-1	0-0	3-3.0
Rod Hall	2-1	46	1-8	0-0	0-0	9-4.5	4-2	0-1	2-1.0
Damarcus Harrison	1-0	14	0-1	0-1	0-0	1-1.0	0-0	0-0	0-0.0
Milton Jennings	5-2	102	9-31	4-16	7-11	18-3.6	5-6	5-4	29-5.8
K.J. McDaniels	2-1	50	4-14	0-2	6-11	14-7.0	2-2	2-3	14-7.0
Landry Nnoko	1-0	4	0-0	0-0	0-0	2-2.0	0-0	0-0	0-0.0
Jordan Roper	1-1	31	8-11	3-4	0-0	1-1.0	0-0	0-4	19-19.0
Josh Smith	1-0	3	0-1	0-0	0-0	1-1.0	0-0	0-0	0-0.0

# CLEMSON vs. MIAMI

distance, coupled with a 3-for-4 effort at the charity stripe. He scored 18 of his points in the opening half. He was supported by 11 points from freshman K.J. McDaniels, who scored double figures for the first time since the UTEP game in the opening round of the Diamond Head Classic. He added five rebounds, a block and a steal in 17 minutes. Catalin "Bobbo" Baciu added 10 off the bench, matching his career-high.

The Tigers shot the ball well, connecting on 27-of-57 shots overall, but missed all eight three-point attempts in the second half. Miami shot 51.9 percent, making 27-of-52 attempts. The Hurricanes made 9-of-20 from three and 13-of-14 at the line, 92.9 percent. Miami had five players reach double figures, led by 16 from Malcolm Grant and 14 from Kenny Kadji.

After Clemson built an early 8-6 lead, the Hurricanes rattled off 13 consecutive points before the first official timeout. Miami buried a pair of trifectas during the run, one apiece for Grant and Durand Scott. Smith stopped the bleeding with back-to-back three-pointers to bring the deficit to five. Miami responded with a bucket inside by Kenny Kadji to make it 21-14 in favor of the Hurricanes with 11:44 left in the half.

Miami extended the lead to eight at 23-15, before the Tigers put together a miniature 9-6 scoring run. Smith buried another pair of threes during the spurt, including one from the corner at the 7:14 mark that pulled Clemson to within five at 29-24. Minutes later, Clemson tied the game at 29 on Bryan Narcisse's third three-pointer of the season.

The Tigers took a 33-31 lead on an old fashioned three-point play by Smith with 4:20 remaining. But, Kadji answered the call for the Hurricanes with a string of eight straight points as Miami reclaimed a 37-35 lead. The lead was extended to five at 42-37 before a pair of McDaniels free throws made it a 42-39 halftime score. Both were first-half highs in a Clemson game this season.

Reggie Johnson opened the second half with a pair of layups on the inside to extend Miami's lead to 46-39. After a Brad Brownell timeout, the Tigers responded with a 13-8 run punctuated by McDaniels' emphatic one-handed dunk and the foul. He hit the free throw to pull Clemson within two at 54-52. The Tigers were within one at 59-58 after Smith scored a layup in transition.

Clemson took a three-point lead at 62-59 after back-to-back scores inside by Baciu and Andre Young. The bucket by Baciu put the 7-foot-2 senior in double digits for the second time in his career, and the first time since the game versus South Carolina on Dec. 4. A shot clock beating three by Trey McKinney Jones pulled the Hurricanes to within one at 64-63, and then Miami went ahead 65-64 on two freebies from Kadji. A crazy exchange followed, where Grant claimed a loose ball rebound in the corner to push the lead to 68-64.

The 12-0 run was capped on a layup by Scott with 3:25 remaining. McDaniels broke a four-minute scoring drought with a tip-in that pulled the Tigers to within six at 72-66. Another three-point play by Smith brought the Tigers within five at 74-69, and Milton Jennings followed with a pair from the charity stripe 30 seconds later to make it a one-possession game.

After a Miami turnover, Jennings made a follow shot underneath with 5.8 seconds left. Clemson fouled freshman Shane Larkin, who calmly sank two free throws to make it 76-73. The Tigers turned the ball over on their final possession, ending the game.

## Game 29 Review...

### Tigers Fall to Boston College on Senior Night, 68-61

Clemson saw its eight-game winning streak on Senior Night snapped on Mar. 5 after Boston College utilized a 12-0 run midway through the second half in a 68-61 win at Littlejohn Coliseum.

On a night when Clemson honored seniors Devin Booker and Milton Jennings, the duo did not disappoint in terms of productivity. Booker posted 19 points to lead the Tigers, while Jennings had 18 on his own. The two were a combined 16-of-28 from the floor. Booker grabbed eight rebounds while Jennings collected seven. Damarcus Harrison was the only other Tiger in double figures with 11. Clemson struggled to shoot the ball from long range for a third consecutive game, converting just 3-of-16 from beyond the arc.

Boston College shot 60 percent in the second half and overcame a two-point deficit at the half to grab the win. The Eagles consistently drove the ball to the basket in the second half, creating fouls or layups against the Tiger defense. Olivier Hanlan, the highest scoring freshman in the ACC, had a game-high 24 points. Ryan Anderson had a double-double in support with 18 points and 11 rebounds.

Clemson started the game by scoring the first seven points, five by Jennings. The Eagles then scored the next seven to knot the game at the 16:07 mark. Clemson extended its lead to as much as seven at 23-16 on a free throw by Booker. But BC responded with an 11-6 run to close out the opening half, the last on a layup by Anderson with 40 seconds remaining.

The Eagles tied the game four separate times in the opening five minutes of the second half before ultimately taking the lead for good with 8:46 to go on another layup by Anderson. Down 46-43, BC scored 12 straight points to take control. Hanlan and fellow freshman Joe Rahon scored four apiece during the run. With 5:13 left, the Tigers were suddenly down nine points.

Clemson tried to rally late, whittling the lead down to three at 60-57 after its pressure defense paid dividends. Following Booker's free throws at that point, Hanlan made the shot of the game when he rose up and buried a 15-footer to all but put the game away.

### Tigers in Search of Rare Road Victory over Top-25 ACC Team

The Miami Hurricanes enter Saturday's game with Clemson with a No. 6 ranking according to AP, seventh by USA Today. Clemson has 11 wins over top-25 teams on the road in its history, all against ACC opponents. That includes just five wins over top-10 opponents on the road.

Clemson's last win over a top-25 team on the road took place on March 4, 2007 when the

Tigers defeated Virginia Tech, 75-74. The Hokies were 21st in both polls entering the game.

Clemson's last top-10 win on the road was at Duke on Jan. 4, 1995. In Rick Barnes' first ACC road game, he upset Mike Krzyzewski's team 75-70 thanks to 60 percent three-point shooting. Duke was ranked ninth by USA Today and 11th by the AP entering that game.

Bill Foster has five of the 11 Clemson wins over top-25 teams on the road. Both of the first two were top-five wins, and they were his first two ACC road games. On Jan. 17, 1976 he defeated fifth-ranked Wake Forest, 86-81. Then, the very next ACC road game just four days later, he coached the Tigers to an 82-77 win over second-ranked Maryland and Head Coach Lefty Driesell. Foster also defeated a fourth-ranked Wake Forest team the next year, 70-66 in Winston Salem. In his final ACC road game he beat 15th-ranked Duke, 77-76 in Durham.

While Clemson has just 11 total wins over ranked teams on the road, three of the 11 have come in a Clemson coach's first career ACC road game. Bill Foster, Cliff Ellis and Rick Barnes all turned the trick.

### Clemson Road Wins over Top-25 Teams

Date	Opponent	CU-Opp	Mar	AP-Coaches	Clemson Coach
1-17-1976	Wake Forest	86-81	+5	5-5	Bill Foster
1-21-1976	Maryland	72-77	+5	2-3	Bill Foster
2-8-1977	Wake Forest	70-66	+4	4-6	Bill Foster
2-15-1978	Virginia	63-55	+8	17-16	Bill Foster
2-29-1984	Duke	77-76	+1	15-18	Bill Foster
1-8-1985	Georgia Tech	90-81	+9	8-7	Cliff Ellis
2-4-1993	Georgia Tech	83-80	+3	22-22	Cliff Ellis
1-4-1995	Duke	75-70	+5	11-9	Rick Barnes
12-7-1996	Virginia	62-52	+10	25-NR	Rick Barnes
1-15-1997	Maryland	67-63	+4	11-12	Rick Barnes
3-4-2007	Virginia Tech	75-74	+1	21-21	Oliver Purnell

### Clemson at Miami on Senior Night

The Clemson at Miami game in Coral Gables will be Senior Night for the Hurricanes. Clemson has actually ruined a senior night for an ACC team three of the last seven years. Clemson won at Virginia Tech on the Hokies' Senior Night in 2005-06 and 2006-07, and won at Maryland on the Terps' Senior Night in 2007-08. Clemson has already lost once this season on an opposing team's Senior Night when Virginia Tech downed the Tigers last weekend, 69-61.

Clemson has a 14-41 (.254) lifetime record in opposing Senior Night games since the ACC was founded for the 1953-54 season.

By comparison, Clemson has won 72 percent of its home senior night games, so you can see there is quite a home court advantage on Senior Night. That includes a 32-9 Clemson record in home senior night games since 1971-72, a .780 figure.

Clemson had just one Senior Night road win in the decade of the 1980s, at 15th-ranked Duke in 1984 in Bill Foster's final ACC Road game as Clemson head coach. That game was held on Feb. 29, 1984. The Tigers had three such wins in the 1990s, four in the first decade of this century.

Clemson won at NC State in 1999-00 to ruin the Senior Night game for Justin Gainey and the Wolfpack. Incredible as it may seem, Clemson has a 10 percent winning mark in the North Carolina Triangle over the years, but is 3-0 on NC State Senior Nights.

Clemson is 0-1 at Boston College, 2-7 at Duke, 0-1 at Florida State, 1-10 at Georgia Tech, 3-7 at Maryland, 0-6 at North Carolina, 3-0 at NC State, 3-4 at Virginia, 2-1 at Virginia Tech, 0-2 at Wake Forest and 0-2 at South Carolina on Senior Night. This will be Clemson's first Senior Night game at Miami.

Clemson defeated two different teams on Senior Night games in the 1961-62 season, the only time Clemson has had two road Senior Night wins in the same year. That was also one of just two years Clemson advanced to the finals of the ACC Tournament.

### Clemson Wins on Opponent ACC Senior Nights

Year	Opponent	Score
1960-61	Virginia	85-63
1961-62	Virginia	72-71
	Maryland	75-68
1962-63	Virginia	52-50
1975-76	Duke	90-89
1976-77	NC State	68-66
1983-84	Duke	77-76
1992-93	Maryland	81-73
1996-97	Georgia Tech	55-53
1997-98	NC State	77-72
1999-00	NC State	66-63
2005-06	Virginia Tech	86-81
2006-07	Virginia Tech	75-74
2007-08	Maryland	73-70

### Getting Revenge with Win on the Road

A reason a win at Miami would be a landmark accomplishment is that it would come on the road after losing at home earlier in the year to the Hurricanes. Miami defeated Clemson in a

# CLEMSON vs. MIAMI

close game, 45-43 back on Feb. 17 when Miami was ranked third in the nation.

Only six times in 60 years of the ACC has Clemson won a road game against an ACC team that defeated the Tigers earlier in the season at home. The last time it happened was an 86-81 win over Virginia Tech in 2005-06. The other times it happened was in 1958-59 vs. South Carolina, 1976-77 vs. Wake Forest, 1983-84 vs. Duke, 1995-96 vs. NC State and 1997-98 vs. NC State.

## Clemson Looks for Third Win of 2012-13 Athletic Season over a Seventh-Ranked Team

Clemson will play a seventh-ranked (USA Today) Miami team on Saturday in Coral Gables. Clemson will be looking to get its third win over a seventh-ranked team in a third major sport within 70 days when the two teams meet.

Clemson defeated seventh-ranked LSU in the December 31, 2012 Chick-Fil-A Bowl by a 25-24 score. It was a thrilling victory, as it came on a 37-yard field goal by Chandler Catanzaro on the last play of the game. Then, last Saturday, Clemson's baseball team defeated seventh-ranked South Carolina 6-3 in a game played in Greenville at Fluor Field.

Now the Tigers face a seventh-ranked University of Miami basketball team on March 9. It would be very noteworthy considering none of the three wins would have been achieved on Clemson's campus.

## Clemson Protecting the Basketball

One area the Tigers have been strong in all year has been protecting the basketball. The Tigers have 334 turnovers in 29 games for an average of just 11.52 per game. If the season ended today, that would be the fewest turnovers on a per game basis by a Clemson team in history. The record for fewest turnovers per game is 11.57 in 1994-95. Three of the top seven fewest turnovers per game have taken place under Brad Brownell's watch.

Turnovers have been a key indicator of success this season. Clemson has committed single digit turnovers in six ACC games this season, including each of the last two when the Tigers had just nine apiece against Virginia Tech and Boston College.

*Clemson's Top Turnovers per Game Figures*

Rk	Year	Turn	GP	TO/G	Coach
1.	2012-13	334	29	11.52	Brad Brownell
2.	1994-95	324	28	11.57	Rick Barnes
3.	1995-96	337	29	11.62	Rick Barnes
4.	2011-12	375	31	12.10	Brad Brownell
5.	1997-98	403	32	12.59	Rick Barnes
6.	1996-97	422	33	12.79	Rick Barnes
7.	2010-11	449	34	13.21	Brad Brownell
8.	2002-03	377	28	13.46	Larry Shyatt
9.	1981-82	378	28	13.50	Bill Foster
10.	1982-83	424	31	13.68	Bill Foster

## Scoring Defense a Strength for 2012-13 Tigers

Clemson has allowed opponents just 59.6 points per game this year, 28th in the nation as of the March 4 statistics. If the season ended today that would be the best by a Clemson team since the 1948-49 squad allowed just 54.2 points per game.

Each of the three best scoring defense seasons (including this year) since 1950 have taken place under Brad Brownell. Last year's team allowed just 60.6 points per game and his first team allowed just 61.4 points per game.

*Best Clemson Scoring Defenses Since 1950*

Year	Games	Points	PPG
2012-13	29	1729	59.6
2011-12	31	1880	60.6
2010-11	34	2086	61.4
1996-97	33	2028	61.5
1994-95	28	1749	62.5
1995-96	29	1826	63.0
1958-59	24	1540	64.2
2009-10	32	2065	64.5

## Tigers Swat 11 Shots vs. Wake Forest, Hold Deacs to .246 Field Goal Percentage

A big reason for Clemson's strong field goal percentage defense was the fact that Clemson blocked 11 shots in the win over Wake Forest on Jan. 15. It was the second-most in a game this season, as Clemson had 12 in the loss to Arizona back in December. It was the most for the Tigers in an ACC game since the 2009-10 season when the Tigers had 11 in a loss at Virginia Tech. The record against an ACC opponent is 13, accomplished against Duke in 1977 and at Maryland in 2005.

K.J. McDaniels had seven blocks in the contest, most since Jerai Grant had the same amount in a game against The Citadel in the 2010-11 season.

Clemson showed some outstanding field goal percentage defense in that win over Wake Forest, allowing the Demon Deacons to shoot just .246 for the game on 15-of-61 shooting. That included 2-of-10 on three-point shots. Wake Forest was shooting 37 percent on three-pointers coming into the game.

The .246 shooting figure was the best field goal percentage defense for a Tiger team in an ACC game since Jan. 4, 1964 when Clemson held Wake Forest to 20 percent on 13-of-65 attempts. That game was held at Wake Forest, and the Tigers won 87-61. Overall, the .246 field goal percentage defense was the second-best in Clemson history in an ACC game and 10th best against any opponent.

*Clemson's Best Field Goal Percentage Defenses in History*

Pct	FG-FGA	Site-Opponent	Date
.180	9-50	H-Wofford	2-6-1996
.200	13-65	A-Wake Forest	1-4-1964
.211	16-76	N-Florida International	12-29-1987
.211	12-57	H-East Carolina	12-29-2004
.220	9-41	N-Army	12-29-1993
.226	12-53	H-Radford	11-30-1998
.229	11-48	H-Savannah State	12-17-2010
.237	14-59	H-Georgia	3-10-1999
.239	16-67	H-Armstrong State	12-17-1986
.246	15-61	H-Wake Forest	1-15-2013
.250	15-60	H-Stetson	11-16-1998

## Clemson Held Consecutive ACC Teams to 44 Points

Clemson held Virginia and Wake Forest to 44 points, the first time in school history the Tigers held consecutive ACC opponents under 45 points. The closest occurrence was in the 1958-59 season. Clemson defeated Maryland 55-46 on Jan. 10, then lost at Duke 45-41 on Jan. 13.

The last time Clemson held any consecutive opponents under 45 points took place during the 2009-10 season. In the first two games that year, Oliver Purnell's final season, Clemson defeated Presbyterian 84-41 and Liberty 79-39.

Clemson has had many outstanding defensive efforts in the three years Brad Brownell has been at Clemson. Last year in late February, Clemson held Georgia Tech to 37 points in a 56-37 victory. That was the fewest points allowed by the Tigers in an ACC regular season game.

## Tigers Shot 77 Percent in Second Half at Home vs. Virginia

Clemson made 10-of-13 shots from the field, including 5-of-6 three-point shots in the win over Virginia on Jan. 12. That computes to a 76.9 field goal percentage and 83.3 from three-point range. Clemson also shot 71.4 percent from the line.

That was the best shooting performance in a half for the Tigers since Brad Brownell's first year. On Jan. 12, 2011 (yes the exact two-year anniversary), Clemson made 17-of-20 shots from the field in the second half of an 87-62 win over Georgia Tech. That is an 85 percent mark. Clemson made all nine of its three-point shots in that half, obviously the Clemson record for three-point shooting in a half.

Obviously, the ACC needs to schedule a game for Brad Brownell's team on Jan. 12 every year.

## Statistical Streaks & Trends

- **Devin Booker** has posted double figures in 14 of Clemson's 17 ACC games, an individual season high for the Tiger senior. He had eight as a sophomore and junior.
- Booker has scored 16 or more points in four straight games, the first time he has accomplished a streak of that consistency over his career.
- **Milton Jennings** has had three 20 & 10 games (at least 20 points and 10 rebounds) in his career, and two of them came within the first half of Clemson's home ACC schedule.
- Jennings has reached double figures in the scoring column in five of Clemson's last six games.
- **K.J. McDaniels** has had at least one blocked shot in 16 straight appearances for the Tigers. The last Clemson player to do it in that 17 consecutive games was Sharone Wright, who actually went 47 straight over the span of three different seasons from 1992-94. McDaniels has not played in Clemson's three most recent games due to injury.
- **Jordan Roper** has made 15 of his last 32 three-point attempts (.469) over the last seven games.

## Booker Era Concludes at Littlejohn Coliseum

Devin Booker played his final game at Littlejohn Coliseum on March 5 when the Tigers lost to Boston College, 68-61. It was not only Booker's final home game, it was the final home game for the Booker family.

A Booker has been in the Clemson starting lineup for 225 of the 228 games played over the seven years of play between the 2006-07 to 2012-13 era. Trevor Booker started 134 games in a row between 2006-07 to 2009-10, the all-time Clemson record for total starts and consecutive starts.

Devin started just one game in 2009-10, when he was a freshman and Trevor was a senior. But, Devin has started all but three games over the last three seasons when he was the only Booker on the roster.

## Here are some facts about the Booker brothers era at Clemson:

- Only 12 players in Clemson history have scored at least 1,100 points and grabbed at least 700 rebounds. Trevor and Devin are two of those players. Trevor had 1,725 points and 1,060 rebounds, while Devin has 1,132 points and 723 rebounds.
- The Bookers are the fourth-highest scoring brother combination in ACC basketball history.

# CLEMSON vs. MIAMI

They have a combined 2,857 points. They are one of just five brother combinations in ACC history to each score at least 1,000 points.

- Over the seven seasons a Booker has been in the Clemson lineup, the Tigers have 144 wins, an average of 20.6 wins per year.
- Clemson had an 83-25 record at home during the seven seasons, a .769 winning percentage.
- Clemson has 57 ACC wins during the seven seasons, 8.1 wins per year. That is the most ACC wins in a seven-year era in Clemson history.
- Clemson had a 40-17 home ACC record during the era, a .702 winning percentage.
- Clemson has been to four NCAA Tournaments and one NIT during the Booker era. It marked the first time Clemson had four straight NCAA Tournament appearances (2008-11).
- One of the Bookers has led Clemson in rebounding in 125 of the 228 games.
- The Bookers are two of the top 11 rebounders in Clemson history. Trevor is third with 1,060 and Devin is tied for 10th with 723. Devin needs just one rebound against Miami to pass Tom Wideman for sole possession of 10th place.
- The Bookers have combined for 283 dunks over the last seven seasons, 148 by Trevor and 135 by Devin.

## Oh Brother, Where art Thou?

In Clemson's Feb. 2 game at Boston College, Devin Booker surpassed the 1,000 career point mark. He joined older brother Trevor as members of Clemson's 1,000 point club. They are the second brother combination in school history and fifth in ACC history to accomplish the feat. Randy and Richie Mahaffey both went over 1,000 points for the Tigers in the mid- to late 1960s.

The 2012-13 season will conclude the Booker era of Clemson basketball. Each of the last seven years a Booker has been in the Clemson lineup, including 2009-10 season when the Tigers had a pair of Bookers, current senior Devin and then senior Trevor.

The Booker brothers currently have 2,857 career points between them and that is the fourth highest brother scoring combination in ACC history. The top scoring brother combination belongs to the four Mahaffey Brothers who combined for 3,555 points between 1959-70.

### Brother Combinations With 1,000 Career Points in ACC History

Name (Points)	School	Name (Points)	School
Randy Mahaffey (1171)	Clemson	Richie Mahaffey (1019)	Clemson
Trevor Booker (1725)	Clemson	Devin Booker (1132)	Clemson
Jeff Capel (1601)	Duke	Jason Capel (1447)	North Carolina
Jay McMillen (1300)	Maryland	Tom McMillen (1807)	Maryland
Drew Barry (1253)	Georgia Tech	Jon Barry (1080)	Georgia Tech

### Most Combined Points in ACC History by Brother Combinations

Names	School	Points
Tom, Donnie, Randy, Richie Mahaffey	Clemson	3,555
Jay and Tom McMillen	Maryland	3,107
Jeff and Jason Capel	Duke, UNC	3,048
<b>Trevor and Devin Booker</b>	<b>Clemson</b>	<b>2,857</b>
Jon and Drew Barry	Georgia Tech	2,333
Matt and Pat Harpring	Georgia Tech	2,228

## Booker More Than Holding his own vs. ACC's Best Post Players

Clemson senior Devin Booker has been outstanding in conference play this season. In fact, he has largely outplayed many of his counterparts who are considered among the top post players within the ACC. On the top of the next column is a look at how Booker has fared against some of the league's top big men.

As you can see, he has held three players - including Duke's Mason Plumlee and Maryland's Alex Len - to single digits in the scoring column while combining for 28 points and 20 rebounds in those two games. In two games head to head against NC State's Richard Howell, Booker scored 37 points. In a recent matchup with North Carolina's James Michael McAdoo, Booker more than doubled McAdoo's point total with a game-high 25, to go along with a game-high 11 rebounds.

### Booker vs. ACC's Top Post Players

Opponent	Booker Pts-Rebs	Opposing Center Pts-Rebs
at Duke	12-15	Mason Plumlee, 8-13
vs. Georgia Tech (2 games)	21-14	Daniel Miller, 18-10
vs. Maryland	16-5	Alex Len, 9-8
vs. Miami	11-10	Reggie Johnson, 2-3
vs. North Carolina	25-11	James Michael McAdoo, 11-4
vs. NC State (2 games)	37-12	Richard Howell, 27-23
vs. Virginia (2 games)	22-18	Akil Mitchell, 23-15

## Booker's Statistical Rankings in ACC Games

- 2nd in offensive rebounds per game (3.4)
- 3rd in field goal percentage (.526)
- 5th in rebounds per game (8.2)
- 8th in blocked shots per game (1.4)

- 9th in points per game (14.6)

## Booker's Career Game at NC State

Clemson senior Devin Booker started his senior campaign off right with what was then a personal high of 19 points against an ACC team on Jan. 5 against Florida State. It took him 15 days to shatter that mark. Booker scored 27 points and made 13-of-18 field goals at NC State in a game the Tigers dropped by a final score of 66-62. Consider the following accomplishments by the Tigers' starting center against NC State:

- His 27 points eclipsed previous career-high of 22 vs. East Tennessee State
- Most points by a Tiger against a ranked opponent since K.C. Rivers had 28 in the 2008 ACC Championship Game against No. 1 North Carolina
- Most field goals by a Tiger since K.C. Rivers had 13 against Liberty in 2008-09
- Most field goals by a Tiger post player since Elden Campbell's 13 against Mercer in 1987-88
- More field goals in a game than his brother, Trevor, had during stellar career at Clemson; Trevor's high was 12 in a game vs. Furman as a senior in 2009-10

### Booker's Scoring Highs vs. ACC Teams

Date	Opponent	FG-FGA	FT-FTA	Points
1-20-13	at NC State	13-18	1-2	27
2-28-13	North Carolina	9-13	7-8	25
1-5-13	Florida State	8-11	3-7	19
2-2-13	at Boston College	4-9	11-14	19
3-5-13	Boston College	8-13	3-5	19
3-2-13	at Virginia Tech	5-8	7-10	17
2-23-13	at Maryland	5-10	6-9	16
1-28-12	Wake Forest	6-11	4-4	16
1-31-12	at Virginia	5-10	4-4	16

## Booker's Field Goal Percentage Near All-Time High

One of the strengths of senior Devin Booker's game has been finishing around the rim this season. The Tigers' starting center leads the team with a .547 field goal percentage, the second-best accuracy of his career. His previous best was a .561 figure in 2009-10 as a freshman, when he only attempted 107 field goals the entire season.

## Booker Fourth Among Active ACC Players in Rebounds

Senior center Devin Booker is fourth among active players in the ACC with 723 career rebounds. Mason Plumlee is first with 1,033 boards, followed by Richard Howell (996) and Reggie Johnson (809). Booker averaged a team-high 7.0 per game in 2011-12 as a junior, and leads this year's squad with a 7.8 per game figure.

## Booker's 15 Rebounds an Individual High Under Brownell

Devin Booker was a one-man rebounding machine for Clemson at Duke, collecting 15 of the Tigers' 32 rebounds in the game against the No. 1 ranked Blue Devils on Jan. 8.

Booker's 15 rebounds were not only a career-high, but they were also an individual best in 88 games by a Clemson player since Brad Brownell has been the Tigers' coach. Also, Booker's 15 rebounds were the most by any Clemson player since former teammate Jerai Grant totaled 15 at Virginia Tech in 2010.

As you can see in the chart below, Booker is one of seven Tigers to record at least 15 rebounds in a single game this century. His older brother, Trevor, and former Tiger forward Chris Hobbs share the highest rebound total by a player in the 21st century with 17.

### Clemson Individual Rebounding Bests in 21st Century

Date	Name	Opponent	Off-Def	Rebs
2-13-02	Chris Hobbs	Wake Forest	6-11	17
12-5-07	Trevor Booker	at East Carolina	4-13	17
2-28-04	Sharrod Ford	Georgia Tech	10-6	16
3-1-06	Akin Akingbala	at Virginia Tech	7-9	16
11-16-08	Trevor Booker	vs. Temple	6-10	16
12-21-08	Trevor Booker	at Miami	5-11	16
1-31-10	Trevor Booker	Maryland	7-9	16
11-25-00	Chris Hobbs	The Citadel	5-10	15
1-13-07	James Mays	at Maryland	10-5	15
3-3-09	Trevor Booker	Virginia	3-12	15
2-6-10	Jerai Grant	at Virginia Tech	7-8	15
1-8-13	Devin Booker	at Duke	8-7	15

## Seniors Approaching Statistical Milestones

Clemson seniors Devin Booker and Milton Jennings both continue to approach statistical milestones on a career basis:

- Booker needs 1 rebound to pass Tom Wideman for 10th all-time in Clemson history
- Booker needs 23 points to pass Sharrod Ford for 28th all-time in Clemson history
- Jennings needs 12 rebounds to pass David Angel for 21st all-time in Clemson history

# CLEMSON vs. MIAMI

## Jennings Played Well Against North Carolina Once Again

Senior forward Milton Jennings has played well vs. North Carolina in his career. In six career games against the Tar Heels, Jennings has averaged 10 points per game, his best scoring average against an ACC team over his career. He has 60 points and 37 rebounds in the six games covering 154 minutes. Jennings has made 23-of-48 (.479) shots from the field, including a solid 9-of-24 (.375) from three-point range.

Jennings had his best career ACC Tournament game against North Carolina when he was a sophomore in 2010-11. He scored 16 points on 6-of-8 shooting, including 3-of-5 three-point shots. He added seven rebounds in that 92-87 double overtime loss to the sixth-ranked Tar Heels. He scored 15 points and had 12 rebounds earlier that year in a loss to 20th-ranked North Carolina at home.

In Clemson's most recent game with the Tar Heels on Feb. 28, Jennings was efficient with 12 points on 10 field goal attempts. The senior added 10 rebounds for his third double-double of the season. He also had a team-high five assists, which matched his single-game high.

## Jennings Feeling Charitable

Milton Jennings had a career performance from the charity stripe in the Jan. 27 win over Virginia Tech. In fact, it was one of the greatest performances from the foul line by any Clemson player in the program's 101-year history.

Jennings, who had taken just 33 free throws coming into the game, was 16-for-18 from the line as part of his 28-point effort against the Hokies. The 16 free throws were the most made by any Tiger since the late Butch Zatezalo sank 16 in a game against Wake Forest in 1969. Zatezalo also holds the single-game school record with a 17-for-17 performance against Maryland in 1968.

The 18 attempts were the most by any Clemson player since Chris Hobbs shot 19 free throws in the triple overtime game against Wake Forest in 2002. The school record for a single game is shared by Hobbs and Dale Davis, who attempted 19 versus SC State in 1990.

### Most Made Free Throws in a Single Game, Clemson History

Made	Att	Name	Site-Opponent	Date
17	17	Butch Zatezalo	H-Maryland	1-15-1968
16	18	Milton Jennings	H-Virginia Tech	1-27-2013
16	17	Butch Zatezalo	H-Wake Forest	2-27-1969
15	18	Bill Yarborough	A-Maryland	2-14-1956

## Jennings With Multiple 20 & 10 Games

Senior Milton Jennings had 21 points and 11 rebounds in the Tigers' 59-44 win over Virginia on Jan. 12 at Littlejohn Coliseum. He was the first Clemson player to have at least 20 points and 10 rebounds in the same game since his performance against Furman in 2010-11.

But, you have to go back almost four years to find the last time a Tiger had 20 & 10 in an ACC game. The last Tiger to do that was Trevor Booker, who had 21 points and 13 rebounds against Virginia Tech in 2008-09. Booker had three 20 & 10 games in a five-game period that season.

Jennings only took four games to reach the 20 & 10 plateau for a second time. He posted a career-high 28 points in the Jan. 27 win over Virginia Tech, while adding a career-high tying 14 rebounds.

Classmate Devin Booker added the first 20 & 10 game of his career on Feb. 28 against North Carolina. He scored 25 and collected a game-high 11 rebounds.

## Jennings Leads Tigers in Three-Point Goals

While Clemson has a 6-foot-6 player leading the team in blocked shots, the Tigers have a 6-foot-9 player leading in three-point goals made. Senior Milton Jennings has made 39-of-116 three-point shots this season for a .336 percentage. The 39 threes are four more than any other Tiger on the roster.

Jennings' 39 made three-point goals are a single-season personal high, the fourth-best single-season mark in school history for a player 6-foot-9 or taller. Andrius Jurkunas had three seasons with at least 40 made three-point goals during his career between 1995-2000.

Jennings is already second to Jurkunas in career three-point goals by players 6-foot-9 or taller. Jennings is 85-of-281 in his career, while Jurkunas made 146-of-414.

### Most Three-Point Goals in Season, Players 6-foot-9 or Taller

Rk	Name	Hgt	Season	FG-FGA
1.	Andrius Jurkunas	6-9	1998-99	51-135
2.	Andrius Jurkunas	6-9	1995-96	51-121
3.	Andrius Jurkunas	6-9	1999-00	41-120
4.	Milton Jennings	6-9	2012-13	39-116
5.	Milton Jennings	6-9	2011-12	24-82

## Jennings With Pair of 20+ Point Games vs. ACC Teams

Milton Jennings has established his ACC career-high in the scoring column twice this regular season. The 6-foot-9 Jennings scored 21 points and made 7-of-13 shots, including 5-of-8 from long range, in the 59-44 win over Virginia on Jan. 12. The 21 points were four more than he had scored against any previous ACC team, which was 17 last February in a win over NC State. It took him 15 days to break that standard, scoring 28 in a 77-70 victory over Virginia Tech.

As you can see in the chart below, his top three individual scoring performances against ACC teams have taken place his senior season. Last time out on Senior Night, he had 18 points on 8-of-15 field goals versus Boston College.

### Jennings' Scoring Highs vs. ACC Teams

Date	Opponent	FG-FGA	FT-FTA	Points
1-27-13	Virginia Tech	6-12	16-18	28
1-12-13	Virginia	7-13	2-4	21
3-5-13	Boston College	8-15	1-2	18
2-29-12	NC State	7-14	2-2	17
3-12-11	vs. North Carolina	6-8	1-1	16
1-15-12	Duke	7-13	1-4	16

## Roper Trying for 40-Percent Mark from Long Distance as a Freshman

Jordan Roper has quietly been Clemson's most consistent threat from beyond the three-point arc. When you compare his shooting percentage as a freshman to that of other former Tiger shooting greats when they were also freshmen, his numbers are similar. The point of this note is not to suggest that Roper is as good as the following players just yet, but it is worth pointing out that the 5-foot-11 rookie has comparable numbers to some of Clemson's all-time greats.

Among the top 10 three-point shooters in Clemson history (by total made), Shawan Robinson had the best percentage as a freshman when he made an astounding .475 in 59 attempts in 2002-03. Two others shot over 40 percent as freshmen, Andrius Jurkunas in 1995-96 (.421) and Terrence Oglesby in 2007-08 (.403). K.C. Rivers, Clemson's all-time leader with 281 three-pointers, shot just .336 from long distance as a freshman in 2005-06.

Roper has made 36 out of 90 to this point in the season, a .400 figure that is better than what Rivers, Cliff Hammonds, Terrell McIntyre, Will Solomon, Tony Stockman and Andre Young all shot as freshmen.

As you can see in the corresponding chart, Roper would be only the fifth Tiger freshman in history to shoot at least 40 percent from three-point distance if the season ended today.

### 40% Freshman Three-Point Shooters in Clemson History (min. 25 attempts)

Name	Season	Made	Att	Pct
Shawan Robinson	2002-03	28	59	.475
Ryan Amestoy	1991-92	14	30	.467
Andrius Jurkunas	1995-96	51	121	.421
Terrence Oglesby	2007-08	85	211	.403
Jordan Roper	2012-13	36	90	.400

## Roper Scores 19 Points vs. ACC Team

In Clemson's game against Miami on Feb. 17, freshman Jordan Roper poured in a game-high 19 points. It was his career-high, and the most by a Tiger freshman against an ACC team since Terrence Oglesby also had 19, in a home win over Florida State in 2008. Roper also had 17 a week prior to the Miami game in a one-point loss to NC State.

There have only been four games this century where a Clemson freshman has scored more points against an ACC school, three of them by Tony Stockman alone in the 2000-01 season. The individual best versus an ACC team by a first-year freshman this century came in 2001, when Chris Hobbs made 10 field goals and eight free throws for a 28-point total against Virginia.

### Clemson First-Year Freshmen Scoring Bests vs. ACC Team in 21st Century

Date	Name	Site-Opponent	FG-FGA	FT-FTA	Pts
1-27-01	Chris Hobbs	H-Virginia	10-13	8-9	28
1-7-01	Tony Stockman	A-Duke	7-18	2-2	22
1-24-01	Tony Stockman	H-Georgia Tech	4-9	10-12	20
3-3-01	Tony Stockman	H-Florida State	6-12	2-2	20
1-12-08	Terrence Oglesby	H-Florida State	6-11	1-1	19
2-10-13	Jordan Roper	H-NC State	8-11	0-0	19
3-8-07	Trevor Booker	N-Florida State	9-14	0-2	18
1-31-01	Chris Hobbs	A-Florida State	6-12	5-6	17
1-10-04	Vernon Hamilton	A-Wake Forest	7-14	2-3	17
1-29-05	Cliff Hammonds	H-NC State	7-13	0-1	17
3-9-08	Terrence Oglesby	H-Virginia Tech	5-7	2-2	17
2-10-13	Jordan Roper	H-NC State	6-12	2-4	17

## Roper Makes Impact in Homecoming Trip

Clemson freshman Jordan Roper grew up in the shadows of the University of South Carolina. The two-time all-state selection at Irmo High School scored 1,698 points in his prep career - second in Irmo history behind former Gamecock legend B.J. McKie. Roper led Irmo to a state championship in AAAA classification as a junior in 2011.

That is why Roper's return to Columbia for the Dec. 2 game against South Carolina was such a sweet one for the 5-foot-11 guard. He scored five points in 16 minutes, the last two of which came off an important steal and slam to help the Tigers break the game open early in the second half.



# CLEMSON vs. MIAMI

## McDaniels Holds Career and Season Records for Blocks by Player 6-foot-6 or Shorter

K.J. McDaniels leads Clemson in blocked shots with 53 in 26 games. With seven blocks in the win over Wake Forest on Jan. 15, he established the Clemson record for blocks in a season by a player 6-foot-6 or shorter. The previous record was 31 by Derrick Forrest, a 6-foot-3 wing on Clemson's 1989-90 team.

In terms of career blocks, McDaniels has 73, which is 15 more than former Tiger Sam Perry, who had 58 in 128 games between 2004-08. McDaniels became Clemson's career leader in blocks among players 6-foot-6 or shorter...in 79 fewer games than Perry. He needs just six to surpass Perry's career total...in one season.

McDaniels did not play in two of Clemson's previous three games, against North Carolina and at Virginia Tech. Not coincidentally, the Tigers did not record a blocked shot in either contest.

### Clemson's Career Leaders in Blocked Shots, Players 6-foot-6 or Shorter

Rk	Player	Pos	Hgt	Years	Games	Blocks
1.	K.J. McDaniels	SF	6-6	2011-13	56	73
2.	Sam Perry	SF	6-5	2004-08	128	58
3.	Derrick Forrest	SG	6-3	1988-90	65	55
4.	Devin Gray	PF	6-6	1991-94	94	48
5.	Demontez Stitt	PG	6-2	2007-11	126	46

### Clemson's Season Bests in Blocked Shots, Players 6-foot-6 or Shorter

Rk	Player	Pos	Hgt	Year	Games	Blocks
1.	K.J. McDaniels	SF	6-6	2012-13	26	53
2.	Derrick Forrest	SG	6-3	1989-90	35	31
3.	Derrick Forrest	SG	6-3	1988-89	30	24
4.	Devin Gray	PF	6-6	1992-93	30	22
5.	David Young	SG	6-5	1990-91	28	21
6.	K.J. McDaniels	SF	6-6	2011-12	30	20

## McDaniels Leads Tigers in Blocks and Steals

Sophomore forward K.J. McDaniels leads the Tigers in both blocked shots (53) and steals (31). Only one player in Clemson history has led the Tigers in both categories in the same season, Greg Buckner in 1994-95. That was Buckner's freshman year, as he had 63 steals to pace the team and actually tied Andy Kelly for the blocked shots lead with 12.

Jordan Roper has caught McDaniels in the steals category, thanks to an ankle injury that has forced McDaniels to miss Clemson's last three games.

## McDaniels Among ACC's Most Improved Scorers

Sophomore forward K.J. McDaniels has played at a much improved level this season. The Birmingham, AL native is averaging 10.7 points per game – second-best on the team. Last year, as a freshman, he averaged just 3.9 points per game in 30 appearances. His +6.8 per game scoring average improvement is among the best in the conference. Erick Green, the nation's leading scorer, holds the highest scoring average improvement with a +9.4 figure this season.

### Highest Scoring Average Improvements Among ACC Players

Name	School	2011-12 PPG	2012-13 PPG	Difference
Erick Green	Virginia Tech	15.6	25.0	+9.4
Akil Mitchell	Virginia	4.1	12.9	+8.8
James M. McAdoo	North Carolina	6.1	14.8	+8.7
Quinn Cook	Duke	4.4	12.6	+8.2
K.J. McDaniels	Clemson	3.9	10.9	+6.8

### McDaniels' Improvement from Freshman to Sophomore Season

Category	2011-12 (30 games)	2012-13 (26 games)	Difference
Points Per Game	3.9	10.7	+6.8
Rebounds Per Game	1.8	4.9	+3.1
Minutes Per Game	10.1	27.6	+17.5
Assists Per Game	0.2	0.7	+0.5
Blocks Per Game	0.7	2.0	+1.3
Steals Per Game	0.3	1.2	+1.1
Three-Point Goals Per Game	0.2	1.1	+0.9
Double Figure Scoring Games	5	15	+10

## Harrison's Career Night vs. Virginia Tech

Sophomore guard Damarcus Harrison has had his struggles shooting the basketball this season. On Jan. 27 in the win over Virginia Tech was not one of those times, however. The 6-foot-4 Harrison poured in a career-high 19 on 6-of-10 shooting (3-of-7 from three-point range).

Harrison's previous high was 15 points against SC State last December. In his first six ACC games (Harrison transferred into Clemson for the 2012-13 season), he scored a TOTAL of 13 points. Thus, he scored six more points in the Tigers' Jan. 27 game than he had in his previous six games combined.

## Hall Records Single-Game Assist High Under Brad Brownell

Clemson point guard Rod Hall was extremely impressive in the Tigers' Dec. 15 outing for Clemson in terms of facilitating the offense. He produced a career-high 10 assists versus Florida A&M, also a single-game high by an individual in 93 games under Head Coach Brad Brownell.

The previous benchmark had been nine assists, achieved on two occasions by former Tiger guard Andre Young. He had nine in 2010-11 against Maryland, and nine in 2011-12 against College of Charleston. Hall's previous best was eight assists earlier this season in a win over UTEP.

### Most Individual Assists by a Tiger Under Brownell

Name	Opponent	Date	Assists
Rod Hall	Florida A&M	12/15/12	10
Andre Young	Maryland	1/22/11	9
Andre Young	Charleston	11/19/11	9
Rod Hall	UTEP	11/23/12	8
Tanner Smith	Miami	2/20/11	8
Tanner Smith	Gardner-Webb	11/11/11	8
Tanner Smith	Iowa	11/29/11	8
Demontez Stitt	Maryland	1/22/11	8

## Filer First Tiger Freshman to Score 20+ Points Since 2007-08

Freshman guard Adonis Filer scored 21 points on 7-of-7 shooting from the field, including 4-of-4 from three-point range in Clemson's 92-51 win over The Citadel on Jan. 1. Filer became the first freshman to score at least 20 points for the Tigers in over five years. The last to do it was Terrence Oglesby against Ole Miss in a tournament in Puerto Rico on Dec. 22, 2007.

Filer became the seventh different Clemson freshman to score at least 20 points in a game this century. The others to do it are Trevor Booker, Chey Christie, Cliff Hammonds, Chris Hobbs, Oglesby and Tony Stockman. Hobbs has the highest scoring game by a Tiger freshman in the 20th century with 28 against Virginia at home during the 2000-01 season.

Since freshman eligibility was established in 1972-73, the Clemson record for scoring by a freshman is 38 by Skip Wise against Pennsylvania on Nov. 30, 1974. That was just the second game of Wise's career, and it came against a 14th-ranked Penn team. Wise went on to be first-team All-ACC that year, the first freshman in the history of the league to make first-team.

### Clemson Freshman Scoring Bests in 21st Century

Season	Name	Opponent	Site	Pts
2000-01	Chris Hobbs	Virginia	H	28
2004-05	Cliff Hammonds	Texas A&M	A (NIT)	26
2000-01	Tony Stockman	Wofford	H	23
2000-01	Tony Stockman	Charleston Southern	H	22
2007-08	Terrence Oglesby	East Carolina	A	22
2004-05	Cliff Hammonds	UAB	N	22
2000-01	Tony Stockman	Duke	A	22
2012-13	Adonis Filer	The Citadel	H	21
2001-02	Chey Christie	Duke	A	21
2006-07	Trevor Booker	Mississippi	H (NIT)	21
2007-08	Terrence Oglesby	Puerto Rico-Mayaguez	A	21
2007-08	Terrence Oglesby	Mississippi	N	20
2000-01	Tony Stockman	Georgia Tech	H	20
2000-01	Tony Stockman	Florida State	H	20

## Blossomgame, Coleman to Receive Medical Red-Shirts

Clemson Head Coach Brad Brownell announced that freshman forward Jaron Blossomgame and sophomore guard Devin Coleman would both be awarded medical red-shirts after sitting out the 2012-13 season. Blossomgame, a native of Alpharetta, GA has almost fully recovered from a broken leg suffered during a workout in April at Chattahoochee High School.

Blossomgame is the most decorated of Clemson's five-man freshman class, earning four-star status from ESPNU, who rated him the nation's No. 94 prospect in the class of 2012. Blossomgame, a first-team AAAA all-state selection last season, averaged 25.8 points per game and was a standout on the 17 and under Georgia Stars AAU squad last summer.

Coleman, one of Clemson's best players at the end of the 2011-12 season, suffered a torn Achilles tendon during a conditioning drill last summer. He averaged 6.8 points per game over Clemson's final eight contests of his freshman season, which included a team-high 15-point performance in the ACC Tournament against Virginia Tech.

Both players have returned to practice and participate with the scout team as well.

## Ajukwa, Rooks Sign National Letters-of-Intent with Clemson

Austin Ajukwa, a 6-foot-6 wing from Columbia, SC, and Patrick Rooks, a 6-foot-3 guard from Charlotte, NC, signed National Letters-of-Intent with Clemson on Nov. 14, the first day of the early signing period.

"We feel really good about the signing of Austin and Patrick," Brownell said. "We've tracked them the last couple of years, and both players can really score the basketball. Both are good students and come from great families, and we're excited to have them at Clemson."

Ajukwa, who plays for Cardinal Newman School, is a three-star prospect according to both

# CLEMSON vs. MIAMI

ESPNU and Rivals.com. The athletic wing is rated the No. 2 senior prospect in the state of South Carolina by ESPNU, and the nation's No. 30 prospect at his position according to the same service. He has been an all-state selection the past two seasons by the High School Sports Report. Ajukwa was named the 2011-12 Statewide SCISA Player-of-the-Year by the same publication after averaging 21 points per game. He added 9.0 rebounds per game and 2.5 steals per game defensively. Ajukwa played with the South Carolina Elite on the AAU circuit.

"Austin is an athletic wing that can play a variety of positions," Brownell said. "He had a very good junior year, followed by an outstanding summer. He will be a very good player at Clemson because he can do a lot of different things on the court. He has an ability to create his own shot, and can use his athleticism to make difficult shots at times."

Rooks is listed as a three-star prospect by ESPNU, Rivals.com and Scout.com. He is rated the No. 7 prospect in the state of North Carolina by ESPNU, and No. 31 overall at his position. Rooks has led Charlotte Christian School to three consecutive conference crowns and a state runner-up finish in 2010-11 when he teamed with current Virginia Cavalier forward Anthony Gill. Rooks has been an all-conference selection each of the last two seasons. In 2011-12, he averaged 14 points per game and shot 37 percent from three-point range. Rooks was a member of Team Loaded, a Virginia-based AAU team that won the prestigious Las Vegas FAB 48 Tournament this past summer.

Rooks comes from an athletic family. His mother, Velda, was a track athlete at Appalachian State University and his father, Steven, played basketball at nearby Southern Wesleyan. His mother earned a master's degree from Clemson.

"Patrick is an outstanding shooter with a quick release and deep range," Brownell said. "He will help us stretch defenses, and will play with the scoring mentality that you need from a few guys on your team. He's a good pull-up jump shooter. He is a young man who has followed this program for several years and always wanted to wear orange. That is exciting to me."

## **McIntyre Named Clemson's 2013 ACC Tournament Legend**

Former All-ACC point guard Terrell McIntyre was named to the 2013 class of ACC Tournament Legends on Thursday, Jan. 31. McIntyre starred for three NCAA Tournament teams at Clemson under Rick Barnes, playing from 1995-99. He was second-team All-ACC on two occasions and third-team as a sophomore. McIntyre is still No. 2 in Clemson history in career scoring with 1,839 points. He played 10 years overseas, primarily in Italy, where he was a two-time All-Euroleague selection and his jersey was retired by Montepaschi Siena.

The other ACC Legends for 2013 are Gene Corrigan (ACC commissioner), Gerry Ward (Boston College), Trajan Langdon (Duke), Tharon Mayes (Florida State), Mark Price (Georgia Tech), Gary Williams (Maryland), Mike Wittman (Miami), Mike O'Koren (North Carolina), Derrick Whittenburg (NC State), Travis Watson (Virginia), Ace Custis (Virginia Tech) and Carl Tacy (Wake Forest).



# GAME-BY-GAME RESULTS & LEADERS

13-16 Overall, 5-12 ACC, 8-4 Non-Conference, 8-7 Home, 3-8 Away, 2-1 Neutral

Date	Site	W-L	Score	Opponent (AP/USA)	Time/Attend.	Notes
11-12	H	W	77-44	Presbyterian College	6,654	Tigers hold PC to 30% FG shooting; Jennings leads with 15 pts, 6 rebs
11-16	A	W	72-55	Furman	2,746	Clemson outscores Furman 29-5 off turnovers; Booker leads with 15 pts
11-22	N1	L	49-57	Gonzaga (17/16)	2,076	Tigers hold Zags to 37 points below season average coming into the game
11-23	N1	W	69-48	UTEP	2,205	Clemson sets Old Spice Classic record with .750 three-point accuracy (12-for-16)
11-25	N1	W	59-44	Marist	1,080	22-4 run in second half helps Clemson pull away; Jennings All-Tournament Team
11-28	H	L	61-73	Purdue	7,632	Booker posts 18 pts & 8 rebs but Purdue led by 20 at half behind hot shooting
12-2	A	W	64-55	South Carolina	10,684	Booker, Hall and McDaniels combine for 44 points and 19 rebounds
12-8	H	L	54-66	Arizona (8/8)	8,509	Second-half lead erased by 11-0 Arizona run; Jennings returned to score 15 pts
12-15	H	W	80-57	Florida A&M	7,862	Tigers take control with 16-2 run to start 2nd half; Roper scores 16 in first start
12-19	A	L	46-69	Coastal Carolina	3,286	Clemson struggles offensively in lowest scoring output; Booker posts 16 in loss
12-23	H	W	77-41	SC State	7,431	Harrison records career game with 15 pts, 6 asts; Tigers pull away with 17-0 run
1-1	H	W	92-51	The Citadel	7,124	Filer posts season-best 21 points as Clemson outscores Citadel 44-13 off TOs
1-5	H	L	66-71	Florida State	7,635	Booker's double-double (19 pts, 11 rebs) not enough to overcome slow start
1-8	A	L	40-68	Duke (1/1)	9,314	Tigers score just 10 in first half; Booker posts second straight double-double
1-12	H	W	59-44	Virginia	7,795	Jennings, Booker combine for 36 points, 20 rebounds; Tigers shoot 77% 2nd half
1-15	H	W	60-44	Wake Forest	7,291	McDaniels leads Tigers in points, rebounds and blocks; Deacs shoot 25% in game
1-20	A	L	62-66	NC State (14/15)	19,557	Booker's career-high 27 not enough as State survives late scare from Tigers
1-24	A	L	57-60	Florida State	7,893	Snaer banks in a three at the buzzer as 'Noles come back from 13 down to win
1-27	H	W	77-70	Virginia Tech	7,980	Jennings with a career game; 28 points, 14 rebounds & 4 blocked shots
1-29	H	W	63-60	Georgia Tech	7,059	McDaniels hits two FTs with 17 seconds left, Tigers get a stop to preserve win
2-2	A	L	68-75	Boston College	5,278	Booker joins 1,000-point club; Tigers shoot just 23 percent in first half
2-7	A	L	41-78	Virginia	9,942	Tigers suffer worst margin of defeat in ACC game since '03, make 1-17 from three
2-10	H	L	57-58	NC State	9,455	Wood hits a three with 1.0 second left; Tigers +5 in rebounds, block 9 shots
2-14	A	W	56-53	Georgia Tech	6,862	Clemson nabs first road win behind 14 from McDaniels, 13 from Booker
2-17	H	L	43-45	Miami (3/4)	8,998	Upset bid falls short as Tigers miss two chances to tie at buzzer from in close
2-23	A	L	59-72	Maryland	15,373	Booker scores 16, but Tigers outrebounded by 10 and lose turnover margin by 3
2-28	H	L	59-68	North Carolina	9,778	Booker, Jennings post double-doubles but Tigers commit 12 second half turnovers
3-2	A	L	61-69	Virginia Tech	5,184	Booker, Jennings combine for 30 but first-half shooting lull dooms Tigers
3-5	H	L	61-68	Boston College	7,102	Tigers fall on Senior Night for first time since '04; Booker, Jennings combine for 37
3-9	A			Miami	2:30 PM	

N1 - Old Spice Classic (Orlando, FL)

Home Attendance: 118,305 (15) Average: 7,887

Total Attendance: 219,785 (29) Average: 7,579

## Individual Leaders

Opponent	Top Scorer	Top Rebounder	Assists	Blocks	Steals
Presbyterian	Jennings (15)	Jennings (6)	Hall (5)	McDaniels (4)	Jennings (2)
at Furman	Booker (15)	Jennings (6)	Hall (6)	Nnoko (1)	3 players with (2)
vs. Gonzaga #	Filer (10)	Jennings (8)	Jennings (5)	McDaniels (3)	3 players with (1)
vs. UTEP #	Jennings (18)	Booker (10)	Hall (8)	3 players with (1)	McDaniels (2)
vs. Marist #	Booker (15)	Booker (13)	Hall (2)	Jennings (3)	McDaniels (3)
Purdue	Booker (18)	Booker (8)	Filer (3)	McDaniels (3)	McDaniels (2)
at South Carolina	McDaniels (16)	Booker (8)	Hall (4)	McDaniels (5)	Booker (3)
Arizona	Jennings (15)	Booker (9)	Filer (2)	Booker (5)	Jennings, McDaniels (2)
Florida A&M	Roper (16)	Jennings (11)	Hall (10)	4 players with (1)	Roper (3)
at Coastal Carolina	Booker (16)	Booker (7)	Hall, Jennings, Roper (2)	Harrison (1)	Roper (3)
SC State	Harrison, Jennings (15)	Booker (7)	Hall, Harrison (6)	McDaniels, Nnoko (2)	Harrison (3)
The Citadel	Filer (21)	Smith (5)	Hall, Harrison, Jennings (2)	4 players with (1)	Hall (4)
Florida State	Booker (19)	Booker (11)	Hall (3)	Jennings, McDaniels (1)	Hall (4)
at Duke	Booker (12)	Booker (15)	3 players with (1)	Booker (2)	Roper (3)
Virginia	Jennings (21)	Jennings (11)	Filer, Jennings (3)	McDaniels (3)	Harrison, Jennings (1)
Wake Forest	McDaniels (14)	McDaniels (9)	Hall (7)	McDaniels (7)	Hall, McDaniels (2)
at NC State	Booker (27)	Jennings (8)	Jennings (4)	Jennings, McDaniels (1)	Harrison (2)
at Florida State	Booker, McDaniels (15)	McDaniels (6)	Hall (6)	Jennings (3)	Hall, Jennings (1)
Virginia Tech	Jennings (28)	Jennings (14)	Hall (5)	Jennings (4)	McDaniels (2)
Georgia Tech	McDaniels (15)	Jennings (9)	Booker, Hall (4)	3 players with (1)	Harrison (4)
at Boston College	Booker (19)	Booker (10)	Filer (4)	3 players with (1)	4 players with (1)
at Virginia	McDaniels (10)	Booker (9)	Filer (2)	Booker (2)	Filer (2)
NC State	Roper (17)	Jennings (8)	Jennings (3)	McDaniels (5)	Roper (3)
at Georgia Tech	McDaniels (14)	Booker (8)	4 players with (2)	Booker, McDaniels (3)	Booker, Hall (2)
Miami	Roper (19)	Booker (10)	Jennings (1)	Jennings (2)	Roper (4)
at Maryland	Booker (16)	Jennings (9)	Filer (4)	Booker (3)	3 players with (1)
North Carolina	Booker (25)	Booker (11)	Jennings (5)	None	Filer, Jennings (2)
at Virginia Tech	Booker (17)	Jennings (8)	Hall (4)	None	Roper (3)
Boston College	Booker (19)	Booker, Harrison (8)	Hall (6)	Booker (2)	4 players with (1)
at Miami					
vs. TBA ^					

# - Old Spice Classic (Orlando, FL); ^ - ACC Tournament (Greensboro, NC)





# 2012-13 TEAM & INDIVIDUAL SUPERLATIVES

## Category

## Clemson Team High

Total Points	92	vs. <b>The Citadel, 1/1/13</b>
1st Half Points	47	vs. <b>The Citadel, 1/1/13</b>
2nd Half Points	45	vs. Boston College, 2/2/13
1st Half Field Goal %	63.3	vs. <b>The Citadel, 1/1/13</b>
2nd Half Field Goal %	76.9	vs. <b>Virginia, 1/12/13</b>
Scoring Margin	+41	vs. <b>The Citadel, 1/1/13</b>
Field Goals Made	35	vs. <b>The Citadel, 1/1/13</b>
Field Goal Attempts	64	vs. NC State, 1/20/13
Field Goal %	61.4	vs. <b>The Citadel, 1/1/13</b>
3-Pointers Made	12	vs. UTEP, 11/23/12
3-Point Attempts	25	vs. <b>SC State, 12/23/12</b>
3-Point % (min. 10 att.)	75.0	vs. UTEP, 11/23/12
Free Throws Made	27	vs. South Carolina, 12/2/12
Free Throw Attempts	37	vs. South Carolina, 12/2/12
Free Throw % (min. 10 att.)	81.8	vs. <b>North Carolina, 2/28/13</b>
Rebounds	49	vs. <b>Florida A&amp;M, 12/15/12</b>
Offensive Rebounds	15	vs. many (3), last vs. Florida State, 1/24/13
Rebound Margin	+17	vs. <b>Florida A&amp;M, 12/15/12</b>
Assists	22	vs. <b>SC State, 12/23/12</b>
Turnovers	19	vs. Virginia, 2/7/13
Blocked Shots	12	vs. <b>Arizona, 12/8/12</b>
Steals	16	vs. <b>The Citadel, 1/1/13</b>
Fouls	25	vs. South Carolina, 12/2/12

## Clemson Team Low

Total Points	40	vs. Duke, 1/8/13
1st Half Points	10	vs. Duke, 1/8/13; Virginia, 2/7/13
2nd Half Points	25	vs. Gonzaga, 11/22/12; <b>NC State, 2/10/13</b>
1st Half Field Goal %	12.0	vs. Duke, 1/8/13
2nd Half Field Goal %	27.6	vs. Gonzaga, 11/22/12
Scoring Margin	-37	vs. Virginia, 2/7/13
Field Goals Made	15	vs. Duke, 1/8/13
Field Goal Attempts	33	vs. <b>Virginia, 1/12/13</b>
Field Goal %	28.3	vs. Duke, 1/8/13
3-Pointers Made	1	vs. Duke, 1/8/13; Virginia, 2/7/13
3-Point Attempts	6	vs. Furman, 11/16/12
3-Point % (min. 10 att.)	5.9	vs. Virginia, 2/7/13
Free Throws Made	5	vs. NC State, 1/20/13; <b>Miami, 2/17/13</b>
Free Throw Attempts	7	vs. NC State, 1/20/13
Free Throw % (min. 10 att.)	38.5	vs. <b>Miami, 2/17/13</b>
Rebounds	21	vs. Virginia Tech, 3/2/13
Offensive Rebounds	4	vs. <b>Virginia, 1/12/13</b>
Rebound Margin	-14	vs. <b>Purdue, 11/28/12</b>
Assists	3	vs. Duke, 1/8/13
Turnovers	5	vs. <b>Purdue, 11/28/12</b>
Blocked Shots	0	vs. <b>North Carolina, 2/28/13</b> ; Virginia Tech, 3/2/13
Steals	2	vs. many (3), last vs. <b>Virginia Tech, 1/27/13</b>
Fouls	9	vs. <b>SC State, 12/23/12</b>

## Category

## Opponent Team High

Total Points	78	by Virginia, 2/7/13
1st Half Points	42	by <b>Purdue, 11/28/12</b>
2nd Half Points	45	by Boston College, 2/2/13
1st Half Field Goal %	62.5	by Virginia Tech, 3/2/13
2nd Half Field Goal %	72.0	by Duke, 1/8/13
Field Goals Made	30	by Virginia, 2/7/13; Maryland, 2/23/13
Field Goal Attempts	66	by <b>Florida A&amp;M, 12/15/12</b>
Field Goal %	57.8	by Boston College, 2/2/13
3-Pointers Made	11	by Boston College, 2/2/13
3-Point Attempts	24	by Virginia, 2/7/13
3-Point % (min. 10 att.)	55.0	by Boston College, 2/2/13
Free Throws Made	23	by <b>Virginia Tech, 1/27/13</b>
Free Throw Attempts	32	by <b>Virginia Tech, 1/27/13</b>
Free Throw % (min. 10 att.)	90.0	by Florida State, 1/24/13
Rebounds	44	by <b>Arizona, 12/8/12</b>
Offensive Rebounds	20	by <b>Arizona, 12/8/12</b>
Assists	20	by Boston College, 2/2/13
Turnovers	25	by <b>The Citadel, 1/1/13</b>
Blocked Shots	9	by Florida State, 1/24/13
Steals	13	by <b>Arizona, 12/8/12</b> ; Coastal Carolina, 12/19/12
Fouls	28	by South Carolina, 12/2/12

## Opponent Team Low

Total Points	41	by <b>SC State, 12/23/12</b>
1st Half Points	15	by Georgia Tech, 2/14/13
2nd Half Points	22	by UTEP, 11/23/12
1st Half Field Goal %	17.2	by Georgia Tech, 2/14/13
2nd Half Field Goal %	24.2	by <b>Wake Forest, 1/15/13</b>
Field Goals Made	15	by <b>Wake Forest, 1/15/13</b>
Field Goal Attempts	39	by Furman, 11/16/12
Field Goal %	24.6	by <b>Wake Forest, 1/15/13</b>
3-Pointers Made	2	by Furman, 11/16/12; Gonzaga, 11/22/12; <b>Wake Forest, 1/15/13</b>
3-Point Attempts	8	by Furman, 11/16/12; UTEP, 11/23/12
3-Point % (min. 10 att.)	15.8	by <b>Miami, 2/17/13</b>
Free Throws Made	1	by <b>SC State, 12/23/12</b>
Free Throw Attempts	3	by <b>SC State, 12/23/12</b>
Free Throw % (min. 10 att.)	37.5	by Maryland, 2/23/13
Rebounds	21	by Boston College, 2/2/13
Offensive Rebounds	5	by Marist, 11/25/12; Boston College, 2/2/13; Virginia, 2/7/13
Assists	3	by <b>Wake Forest, 1/15/13</b>
Turnovers	5	by <b>Virginia Tech, 1/27/13</b>
Blocked Shots	0	by UTEP, 11/23/12; <b>Georgia Tech, 1/29/13</b>
Steals	2	by Furman, 11/16/12
Fouls	10	by <b>SC State, 12/23/12</b>

## Category

## Clemson Individual Best

Points	28	by <b>Milton Jennings vs. Virginia Tech, 1/27/13</b>
Field Goals Made	13	by Devin Booker vs. NC State, 1/20/13
Field Goal Attempts	18	by Devin Booker vs. NC State, 1/20/13
Field Goal Perfection	7	by <b>Adonis Filer vs. The Citadel, 1/1/13</b>
3-Pointers Made	5	by <b>Milton Jennings vs. Virginia, 1/12/13</b> <b>K.J. McDaniels vs. Virginia Tech, 1/27/13</b>
3-Point Attempts	8	by <b>Milton Jennings vs. Virginia, 1/12/13</b> Milton Jennings vs. NC State, 1/20/13
3-Point Perfection	4	by K.J. McDaniels vs. UTEP, 11/23/12 <b>Adonis Filer vs. The Citadel, 1/1/13</b>
Free Throws Made	16	by <b>Milton Jennings vs. Virginia Tech, 1/27/13</b>
Free Throw Attempts	18	by <b>Milton Jennings vs. Virginia Tech, 1/27/13</b>
Free Throw Perfection	4	by many (4), last by <b>Damarcus Harrison vs. Virginia Tech, 1/27/13</b>
Rebounds	15	by Devin Booker vs. Duke, 1/8/13
Offensive Rebounds	8	by Devin Booker vs. Duke, 1/8/13 Devin Booker vs. Boston College, 2/2/13
Assists	10	by <b>Rod Hall vs. Florida A&amp;M, 12/15/12</b>
Blocked Shots	7	by <b>K.J. McDaniels vs. Wake Forest, 1/15/13</b>
Steals	4	by many (4), last by <b>Jordan Roper vs. Miami, 2/17/13</b>
Minutes	40	by <b>Milton Jennings vs. Virginia Tech, 1/27/13</b>

## Opponent Individual Best

Points	29	by Erick Green (Virginia Tech), 3/2/13
Field Goals Made	12	by Quinn Cook (Duke), 1/8/13
Field Goal Attempts	17	by Anthony Raffa (Coastal Carolina), 12/19/12 <b>Erick Green (Virginia Tech), 1/27/13</b>
Field Goal Perfection	2	by Jacob Lawson (Purdue), 11/28/12 <b>Janeil Jenkins (The Citadel), 1/1/13</b>
3-Pointers Made	6	by many (3), last by Joe Rahon (Boston College), 2/2/13
3-Point Attempts	11	by <b>D.J. Byrd (Purdue), 11/28/12</b>
3-Point Perfection	2	by <b>C.J. Harris (Wake Forest), 1/15/13</b>
Free Throws Made	12	by Olivier Hanlan (Boston College), 3/5/13
Free Throw Attempts	14	by <b>Erick Green (Virginia Tech), 1/27/13</b> <b>Olivier Hanlan (Boston College), 3/5/13</b>
Free Throw Perfection	6	by many (3), last by C.J. Barksdale (Virginia Tech), 3/2/13
Rebounds	13	by Mason Plumlee (Duke), 1/8/13
Offensive Rebounds	7	by <b>Solomon Hill (Arizona), 12/8/12</b>
Assists	8	by Jontel Evans (Virginia), 2/7/13
Blocked Shots	4	by Kiel Turpin (Florida State), 1/24/13 <b>C.J. Leslie (NC State), 2/10/13</b>
Steals	5	by <b>Nick Johnson (Arizona), 12/8/12</b>
Minutes	40	by <b>Shane Larkin (Miami), 2/17/13</b>

**Note:** Clemson home games denoted in **bold**.

# TEAM & INDIVIDUAL SUPERLATIVES UNDER BRAD BROWNELL

## Category

## Clemson Team High

## Clemson Team Low

Total Points	92 vs. <b>The Citadel, 1/1/13</b>	40 vs. Duke, 1/8/13
1st Half Points	47 vs. <b>The Citadel, 1/1/13</b>	10 vs. Duke, 1/8/13; Virginia, 2/7/13
2nd Half Points	53 vs. <b>Georgia Tech, 1/12/11</b>	21 vs. Seton Hall, 11/22/10
1st Half Field Goal %	64.3 vs. Wake Forest, 2/11/12	12.0 vs. Duke, 1/8/13
2nd Half Field Goal %	85.0 vs. <b>Georgia Tech, 1/12/11</b>	23.5 vs. Duke, 3/2/11
Scoring Margin	+41 vs. <b>The Citadel, 1/1/13</b>	-37 vs. Virginia, 2/7/13
Field Goals Made	35 vs. <b>The Citadel, 1/1/13</b>	15 vs. Duke, 1/8/13
Field Goal Attempts	73 vs. Florida State, 3/4/12	33 vs. <b>Virginia, 1/12/13</b>
Field Goal %	69.2 vs. <b>Georgia Tech, 1/12/11</b>	28.3 vs. Duke, 1/8/13
3-Pointers Made	12 vs. North Carolina, 3/12/11; UTEP, 11/23/12	0 vs. <b>Virginia Tech, 3/1/12</b>
3-Point Attempts	29 vs. many (3), last by North Carolina, 2/12/11	11 vs. <b>Wofford, 11/15/10</b> ; Miami, 2/20/11
3-Point % (min. 10 att.)	78.6 vs. <b>Georgia Tech, 1/12/11</b>	0.0 vs. <b>Virginia Tech, 3/1/12</b>
Free Throws Made	28 vs. <b>Florida State, 1/7/12</b>	4 vs. Iowa, 11/29/11
Free Throw Attempts	46 vs. <b>Western Carolina, 11/12/10</b>	10 vs. North Carolina, 1/18/11
Free Throw % (min. 10 att.)	87.5 vs. UAB, 3/15/11	50.0 vs. many (5), last vs. <b>Georgia Tech, 1/29/13</b>
Rebounds	47 vs. <b>North Carolina, 2/12/11</b>	19 vs. Virginia, 1/31/12
Offensive Rebounds	22 vs. Virginia Tech, 2/4/12	4 vs. Georgia Tech, 2/5/11; UAB, 3/15/11; <b>Virginia, 1/12/13</b>
Rebound Margin	+17 vs. <b>Florida A&amp;M, 12/15/12</b>	-15 vs. <b>The Citadel, 1/2/11</b> ; Virginia, 1/31/12
Assists	22 vs. <b>SC State, 12/23/12</b>	3 vs. Duke, 1/8/13
Turnovers	20 vs. <b>Georgia Tech, 1/12/11</b> ; Georgia Tech, 2/5/11	4 vs. Virginia, 1/31/12
Blocked Shots	12 vs. <b>Arizona, 12/8/12</b>	0 vs. <b>North Carolina, 2/28/13</b> ; Virginia Tech, 3/2/13
Steals	16 vs. <b>The Citadel, 1/1/13</b>	2 vs. Iowa, 11/29/11; Virginia Tech, 2/4/12; Virginia Tech, 3/8/12
Fouls	25 vs. many (3), last vs. South Carolina, 12/2/12	9 vs. <b>Virginia, 2/14/12</b> ; <b>SC State, 12/23/12</b>

## Category

## Opponent Team High

## Opponent Team Low

Total Points	92 by North Carolina, 3/12/11	37 by Georgia Tech, 2/21/12
1st Half Points	49 by Florida State, 3/4/12	15 by Georgia Tech, 2/14/13
2nd Half Points	47 by Florida State, 12/12/10	15 by <b>Gardner-Webb, 11/11/11</b>
1st Half Field Goal %	64.0 by Florida State, 3/4/12	17.2 by Georgia Tech, 2/14/13
2nd Half Field Goal %	72.0 by Duke, 1/8/13	23.8 by <b>Gardner-Webb, 11/11/11</b> ; Winthrop, 12/17/11
Field Goals Made	31 by North Carolina, 2/18/12	11 by <b>Savannah State, 12/17/10</b>
Field Goal Attempts	66 by Southern Illinois, 12/23/11	39 by Miami, 2/20/11; Furman, 11/16/12
Field Goal %	52.6 by <b>College of Charleston, 11/19/11</b>	22.9 by <b>Savannah State, 12/17/10</b>
3-Pointers Made	12 by UAB, 3/15/11	2 by many (9), last by Wake Forest, 1/15/13
3-Point Attempts	30 by <b>Boston College, 2/8/11</b>	9 by Furman, 11/16/12; UTEP, 11/23/12
3-Point % (min. 10 att.)	72.7 by <b>Maryland, 2/7/12</b>	9.5 by Seton Hall, 11/22/10
Free Throws Made	25 by West Virginia, 3/17/11	1 by <b>Virginia, 2/14/12</b> ; <b>SC State, 12/23/12</b>
Free Throw Attempts	35 by Maryland, 1/22/11	1 by <b>Virginia, 2/14/12</b>
Free Throw % (min. 10 att.)	91.7 by <b>Gardner-Webb, 11/11/11</b>	36.4 by Long Beach State, 11/19/10; Georgia Tech, 2/21/12
Rebounds	47 by <b>The Citadel, 1/2/11</b>	20 by <b>Delaware State, 12/27/10</b>
Offensive Rebounds	20 by <b>The Citadel, 1/2/11</b> ; Arizona, 12/8/12	1 by Boston College, 1/12/12
Assists	20 by Boston College, 2/2/13	5 by many (4), last by Furman, 11/16/12
Turnovers	25 by <b>The Citadel, 1/1/13</b>	5 by <b>Virginia Tech, 1/27/13</b>
Blocked Shots	9 by Florida State, 1/24/13	0 by many (7), last by <b>Georgia Tech, 1/29/13</b>
Steals	14 by <b>Virginia Tech, 3/5/11</b>	2 by NC State, 2/17/11
Fouls	32 by <b>Western Carolina, 11/12/10</b>	8 by <b>College of Charleston, 11/19/11</b>

## Category

## Clemson Individual Best


## Opponent Individual Best

Points	29 by <b>Andre Young vs. Georgia Tech, 1/21/12</b>	40 by Harrison Barnes (North Carolina), 3/12/11
Field Goals Made	13 by Devin Booker vs. NC State, 1/20/13	12 by Harrison Barnes (North Carolina), 3/12/11 Quinn Cook (Duke), 1/8/13
Field Goal Attempts	20 by Demontez Stitt vs. North Carolina, 3/12/11	20 by <b>Reggie Jackson (Boston College), 2/8/11</b> Nolan Smith (Duke), 3/2/11
Field Goal Perfection	7 by <b>Adonis Filer vs. The Citadel, 1/1/13</b>	4 by <b>Trey Sumler (Western Carolina), 11/12/10</b> Dalton Pepper (West Virginia), 3/17/11
3-Pointers Made	7 by <b>Andre Young vs. Georgia Tech, 1/21/12</b>	6 by many (5), last by Joe Rahon (Boston College), 2/2/13
3-Point Attempts	11 by Andre Young vs. North Carolina, 1/18/11 Andre Young vs. Maryland, 1/22/11	12 by Zane Johnson (Hawaii), 12/25/11
3-Point Perfection	4 by K.J. McDaniels vs. UTEP, 11/23/12 <b>Adonis Filer vs. The Citadel, 1/1/13</b>	3 by many (4), last by Sean Mosley (Maryland), 2/7/12
Free Throws Made	16 by <b>Milton Jennings vs. Virginia Tech, 1/27/13</b>	12 by <b>Durand Scott (Miami (FL)), 1/8/11</b> <b>Olivier Hanlan (Boston College), 3/5/13</b>
Free Throw Attempts	18 by <b>Milton Jennings vs. Virginia Tech, 1/27/13</b>	14 by <b>Erick Green (Virginia Tech), 1/27/13</b> <b>Olivier Hanlan (Boston College), 3/5/13</b>
Free Throw Perfection	9 by Jerai Grant vs. College of Charleston, 12/22/10	8 by Erick Green (Virginia Tech), 3/8/12
Rebounds	15 by Devin Booker vs. Duke, 1/8/13	14 by <b>Miles Plumlee (Duke), 1/15/12</b>
Offensive Rebounds	8 by Devin Booker vs. Duke, 1/8/13 Devin Booker vs. Boston College, 2/2/13	7 by <b>Solomon Hill (Arizona), 12/8/12</b>
Assists	10 by <b>Rod Hall vs. Florida A&amp;M, 12/15/12</b>	13 by Kendall Marshall (North Carolina), 2/18/12
Blocked Shots	8 by <b>Jerai Grant vs. East Carolina, 12/29/10</b>	5 by many (4), last by <b>Damontre Harris (South Carolina), 12/4/11</b>
Steals	5 by <b>Tanner Smith vs. Gardner-Webb, 11/11/11</b>	5 by <b>Chris Singleton (Florida State), 1/29/11</b> <b>Nick Johnson (Arizona), 12/8/12</b>
Minutes	43 by ^Andre Young vs. Southern Illinois, 12/23/11 ^Tanner Smith vs. NC State, 2/25/12	43 by ^C.J. Williams (NC State), 2/25/12

**Bold** denotes a Clemson home game; ^ - denotes one overtime period.



# PLAYER BIO UPDATES



**#2 CARSON FIELDS**  
 Pewee Valley, KY • South Oldham HS  
 6-4 • 200 • G • Sophomore

- Preferred walk-on in his second year with the program.
- Played three minutes in the season opener against Presbyterian College and responded with a rebound and a steal in front of the home crowd.
- Played final minute of Clemson's road win over Furman, and in Old Spice Classic games against UTEP and Marist.
- Logged career-high eight minutes against Florida A&M and responded with an assist and steal.
- Played final four minutes of Clemson's game at Coastal Carolina.
- Played final four minutes against SC State and made a free throw inside the last 45 seconds for his first point of the season.
- Logged career-high eight minutes against The Citadel and tallied an assist and rebound.
- Scored a basket on an offensive rebound in three minutes at Virginia.


## Fields' Career Highs

<b>Points:</b>	<b>2 vs. Florida State, 1/7/12; 2 vs. Virginia, 2/7/13</b>
<b>Field Goals Made:</b>	<b>1 vs. Florida State, 1/7/12; 2 vs. Virginia, 2/7/13</b>
<b>Field Goal Attempts:</b>	<b>2 vs. Florida A&amp;M, 12/15/12; 2 vs. Virginia, 2/7/13</b>
<b>3-Pointers Made:</b>	N/A
<b>3-Point Attempts:</b>	<b>2 vs. The Citadel, 1/1/13</b>
<b>Free Throws Made:</b>	<b>1 vs. SC State, 12/23/12</b>
<b>Free Throw Attempts:</b>	<b>2 vs. Florida A&amp;M, 12/15/12</b>
<b>Rebounds:</b>	<b>1 vs. many (5), last vs. Virginia, 2/7/13</b>
<b>Offensive Rebounds:</b>	<b>1 vs. SC State, 12/23/12; 1 vs. Virginia, 2/7/13</b>
<b>Assists:</b>	<b>1 vs. many (3), last vs. The Citadel, 1/1/13</b>
<b>Blocked Shots:</b>	N/A
<b>Steals:</b>	<b>1 vs. Presbyterian, 11/12/12; 1 vs. Florida A&amp;M, 12/15/12</b>
<b>Minutes:</b>	<b>8 vs. Florida A&amp;M, 12/15/12; 8 vs. The Citadel, 1/1/13</b>

## FIELDS GAME-BY-GAME

Opponent	Date	Sts	Min.	Field Goals			3-PT			FT	FTA	PCT	OR	Rebounds			Avg.	PF	DQ	A	TO	BK	S	Pts.	Avg.
				FG	FGA	Pct.	FG	FGA	Pct.					DR	TOT										
PRESBYTERIAN	11/12/12	3	0	0	.000	0	0	.000	0	0	.000	0	1	1	1.0	0	0	0	0	0	0	1	0	0.0	
at Furman	11/16/12	1	0	0	.000	0	0	.000	0	0	.000	0	0	0	0.5	0	0	0	0	0	0	0	0	0.0	
vs Gonzaga	11/22/12	DNP																							
vs UTEP	11/23/12	1	0	0	.000	0	0	.000	0	0	.000	0	0	0	0.3	0	0	0	0	0	0	0	0	0.0	
vs MARIST	11/25/12	1	0	1	.000	0	0	.000	0	0	.000	0	0	0	0.3	0	0	0	0	0	0	0	0	0.0	
PURDUE	11/28/12	DNP																							
at South Carolina	12/2/12	DNP																							
ARIZONA	12/8/12	1	0	0	.000	0	0	.000	0	0	.000	0	0	0	0.2	1	0	0	0	0	0	0	0	0.0	
FLORIDA A&M	12/15/12	8	0	2	.000	0	1	.000	0	2	.000	0	0	0	0.2	3	0	1	2	0	1	0	0	0.0	
at Coastal Carolina	12/19/12	4	0	0	.000	0	0	.000	0	0	.000	0	0	0	0.1	0	0	0	0	0	0	0	0	0.0	
SC STATE	12/23/12	4	0	1	.000	0	1	.000	1	2	.500	1	0	1	0.3	1	0	0	0	0	0	1	0	0.1	
THE CITADEL	1/1/13	8	0	2	.000	0	2	.000	0	0	.000	0	1	1	0.3	1	0	1	0	0	0	0	0	0.1	
FLORIDA STATE	1/5/13	DNP																							
at Duke	01/08/13	1	0	0	.000	0	0	.000	0	0	.000	0	0	0	0.3	0	0	0	1	0	0	0	0	0.1	
VIRGINIA	1/12/13	DNP																							
WAKE FOREST	1/15/13	DNP																							
at NC State	1/20/13	DNP																							
at Florida State	1/24/13	DNP																							
VIRGINIA TECH	1/27/13	DNP																							
GEORGIA TECH	1/29/13	DNP																							
at Boston College	2/2/13	DNP																							
at Virginia	02/07/13	3	1	2	.500	0	1	.000	0	0	.000	1	0	1	0.4	1	0	0	0	0	0	0	2	0.3	
NC STATE	2/10/13	DNP																							
at Georgia Tech	2/14/13	DNP																							
MIAMI	2/17/13	DNP																							
at Maryland	2/23/13	DNP																							
NORTH CAROLINA	2/28/13	DNP																							
at Virginia Tech	3/2/13	DNP																							
BOSTON COLLEGE	3/5/13	DNP																							
<b>Totals</b>		<b>0</b>	<b>35</b>	<b>1</b>	<b>8</b>	<b>.125</b>	<b>0</b>	<b>5</b>	<b>.000</b>	<b>1</b>	<b>4</b>	<b>.250</b>	<b>2</b>	<b>2</b>	<b>4</b>	<b>0.4</b>	<b>7</b>	<b>0</b>	<b>2</b>	<b>3</b>	<b>0</b>	<b>2</b>	<b>3</b>	<b>0.3</b>	

# PLAYER BIO UPDATES



**#3 ADONIS FILER**  
Chicago, IL • Notre Dame Prep (MA)  
6-2 • 190 • G • Freshman

- Played 21 minutes, most of Clemson's freshmen, in the opener against Presbyterian; scored seven points and added three assists.
- Tallied six points and two rebounds in 14 minutes at Furman.
- Averaged 10 points per game in the Old Spice Classic, helping the Tigers to wins over UTEP and Marist.
- Posted 10 against Gonzaga, eight in the second half.

• Scored eight of 10 in second half against both UTEP and Marist, hitting 5-of-6 free throws vs. the Miners and adding a season-best eight rebounds against the Red Foxes.

• Made 7-of-10 free throws and took a charge in Clemson's win over South Carolina.  
• Posted 10 points in home loss to No. 8 Arizona; hit 3-of-8 shots and 4-of-6 from the line, while leading Clemson with two assists in 27 minutes off the bench.

• Played 23 minutes against Florida A&M and posted season-best 14 points in the Tiger victory; made 7-of-10 free throws in the game.

• Scored 21 points against The Citadel, most by a Tiger freshman since 2007-08; made all seven field goals, including 4-for-4 from three-point range.

• Earned first career start at Duke and posted six points and two steals in 22 minutes of action.

• Posted 13 points and made 4-of-6 field goals and 4-of-5 free throws in 26 minutes without a turnover in Jan. 15 win over Wake Forest.

• Scored six points in 23 minutes of play at Florida State.

• Had six points on 3-of-6 shooting, with three rebounds and a steal, in 12 minutes against Georgia Tech.

• Posted 10 points and made 2-of-4 from three at Boston College; added four steals in 22 minutes off the bench.

• Buried a three-pointer in 10 minutes of play against No. 3 ranked Miami on Feb. 17.

• Played well at Maryland, posting seven points and four assists with zero turnovers in 20 minutes of play.

• Scored six points and added four rebounds and two steals in 28 minutes against North Carolina.

• Posted 13 points at Virginia Tech to tie his ACC-high for the season; made 4-of-8 shots and 4-of-6 free throws while adding three assists and two steals in 27 minutes.

## Filer's Career Highs

<b>Points:</b>	<b>21 vs. The Citadel, 1/1/13</b>
<b>Field Goals Made:</b>	<b>7 vs. The Citadel, 1/1/13</b>
<b>Field Goal Attempts:</b>	<b>12 vs. Gonzaga, 11/25/12</b>
<b>Field Goal %:</b>	<b>1.000 (7-7) vs. The Citadel, 1/1/13</b>
<b>3-Pointers Made:</b>	<b>4 vs. The Citadel, 1/1/13</b>
<b>3-Point Attempts:</b>	<b>5 vs. Gonzaga, 11/25/12; 5 vs. Boston College, 3/5/13</b>
<b>Free Throws Made:</b>	<b>7 vs. South Carolina, 12/2/12; 7 vs. Florida A&amp;M, 12/15/12</b>
<b>Free Throw Attempts:</b>	<b>10 vs. South Carolina, 12/2/12; 10 vs. Florida A&amp;M, 12/15/12</b>
<b>Rebounds:</b>	<b>8 vs. Marist, 11/25/12</b>
<b>Offensive Rebounds:</b>	<b>3 vs. Florida A&amp;M, 12/15/12</b>
<b>Assists:</b>	<b>4 vs. many (3), last vs. Maryland, 2/23/13</b>
<b>Blocked Shots:</b>	<b>1 vs. Boston College, 2/2/13</b>
<b>Steals:</b>	<b>3 vs. The Citadel, 1/1/13</b>
<b>Minutes:</b>	<b>29 vs. South Carolina, 12/2/12</b>

## FILER GAME-BY-GAME

Opponent	Date	Sts	Min.	Field Goals			3-PT			FT	FTA	PCT	Rebounds			Avg.	PF	DQ	A	TO	BK	S	Pts.	Avg.
				FG	FGA	Pct.	FG	FGA	Pct.				OR	DR	TOT									
PRESBYTERIAN	11/12/12	21	2	8	.250	2	4	.500	1	4	.250	1	1	2	2.0	2	0	3	0	0	0	7	7.0	
at Furman	11/16/12	14	2	8	.250	0	2	.000	2	3	.667	1	1	2	2.0	1	0	1	1	0	0	6	6.5	
vs Gonzaga	11/22/12	20	4	12	.333	2	5	.400	0	0	.000	1	1	2	2.0	1	0	1	0	0	1	10	7.7	
vs UTEP	11/23/12	17	2	4	.500	1	2	.500	5	6	.833	1	3	4	2.5	2	0	1	1	0	1	10	8.3	
vs MARIST	11/25/12	25	5	7	.714	0	1	.000	0	0	.000	1	7	8	3.6	2	0	1	1	0	0	10	8.6	
PURDUE	11/28/12	26	1	4	.250	1	2	.500	0	0	.000	1	1	2	3.3	4	0	3	1	0	1	3	7.7	
at South Carolina	12/2/12	29	0	3	.000	0	1	.000	7	10	.700	1	2	3	3.3	4	0	2	3	0	1	7	7.6	
ARIZONA	12/8/12	27	3	8	.375	0	1	.000	4	6	.667	0	4	4	3.4	1	0	2	1	0	1	10	7.9	
FLORIDA A&M	12/15/12	23	3	7	.429	1	3	.333	7	10	.700	3	1	4	3.4	3	0	1	1	0	1	14	8.6	
at Coastal Carolina	12/19/12	17	1	5	.200	0	2	.000	0	0	.000	1	1	2	3.3	0	0	1	1	0	1	2	7.9	
SC STATE	12/23/12	19	2	5	.400	1	3	.333	3	5	.600	1	3	4	3.4	2	0	4	2	0	1	8	7.9	
THE CITADEL	1/1/13	19	7	7	1.000	4	4	1.000	3	4	.750	0	1	1	3.2	1	0	1	1	0	3	21	9.0	
FLORIDA STATE	1/5/13	16	0	6	.000	0	3	.000	5	7	.714	1	0	1	3.0	3	0	1	2	0	0	5	8.7	
at Duke	01/08/13	*	22	2	4	.500	0	2	.000	2	2	1.000	0	1	2.9	2	0	0	3	0	2	6	8.5	
VIRGINIA	1/12/13	*	28	0	2	.000	0	1	.000	2	3	.667	0	1	2.7	2	0	3	2	0	0	2	8.1	
WAKE FOREST	1/15/13	26	4	6	.667	1	2	.500	4	5	.800	0	2	2	2.7	0	0	1	0	0	1	13	8.4	
at NC State	01/20/13	23	1	5	.200	0	1	.000	0	0	.000	1	3	4	2.8	2	0	3	0	0	1	2	8.0	
at Florida State	01/24/13	23	2	6	.333	1	3	.333	1	2	.500	0	1	1	2.7	3	0	1	1	0	0	6	7.9	
VIRGINIA TECH	1/27/13	11	0	4	.000	0	0	.000	0	0	.000	0	0	0	2.5	3	0	0	0	0	0	0	7.5	
GEORGIA TECH	1/29/13	12	3	6	.500	0	0	.000	0	0	.000	1	2	3	2.6	1	0	0	3	0	1	6	7.4	
at Boston College	2/2/13	22	3	6	.500	2	4	.500	2	2	1.000	0	3	3	2.6	1	0	4	1	1	1	10	7.5	
at Virginia	02/07/13	19	1	5	.200	0	2	.000	0	0	.000	0	0	0	2.5	2	0	2	0	0	2	2	7.3	
NC STATE	2/10/13	*	15	0	2	.000	0	1	.000	0	0	.000	0	3	2.5	0	0	0	4	0	0	0	7.0	
at Georgia Tech	2/14/13	11	0	2	.000	0	0	.000	0	0	.000	0	3	3	2.5	2	0	1	1	0	0	0	6.7	
MIAMI	2/17/13	10	1	2	.500	1	2	.500	0	0	.000	0	0	0	2.4	0	0	1	1	0	0	3	6.5	
at Maryland	02/23/13	20	2	4	.500	1	2	.500	2	2	1.000	1	0	1	2.3	4	0	4	0	0	0	7	6.5	
NORTH CAROLINA	2/28/13	28	3	7	.429	0	1	.000	0	0	.000	2	2	4	2.4	2	0	1	5	0	2	6	6.5	
at Virginia Tech	03/02/13	27	4	8	.500	1	3	.333	4	6	.667	1	1	2	2.4	3	0	3	1	0	2	13	6.8	
BOSTON COLLEGE	3/5/13	*	27	2	9	.222	0	5	.000	0	1	.000	0	2	2.4	4	0	1	0	0	0	4	6.7	
<b>Totals</b>		<b>4</b>	<b>597</b>	<b>60</b>	<b>162</b>	<b>.370</b>	<b>19</b>	<b>62</b>	<b>.306</b>	<b>54</b>	<b>78</b>	<b>.692</b>	<b>19</b>	<b>50</b>	<b>69</b>	<b>2.4</b>	<b>57</b>	<b>0</b>	<b>47</b>	<b>37</b>	<b>1</b>	<b>23</b>	<b>193</b>	<b>6.7</b>

# PLAYER BIO UPDATES



**#12 ROD HALL**  
 Augusta, GA • Lucy C. Laney HS  
 6-1 • 210 • G • Sophomore

- Solid in the season opener against Presbyterian, making 3-of-4 shots for six points and five assists in 23 minutes without a turnover.
- Played 28 minutes without a turnover at Furman and added nine points and six assists.
- Posted game-high eight assists in Clemson's rout of UTEP.
- Scored six points and had two assists in win over Marist.
- Tallied nine points in 29 minutes of Clemson's ACC/Big

Ten Challenge matchup with Purdue.

- Posted 15 points and drilled 9-of-12 free throws in road win over South Carolina.
- Made fifth career three-pointer (in six attempts) in home loss to No. 8 Arizona.
- Established career-high with 10 assists in Clemson's win over Florida A&M; also added six points and two rebounds in just 22 minutes of action.
- Posted nine points, four steals and three assists in 23 minutes against The Citadel.
- Recorded six points, four steals and three assists in 34 minutes against Florida State.
- Scored eight points and did not miss a shot or commit a turnover in 36 minutes against Virginia.
- Produced game-high seven assists and added five points and two steals in career-high tying 39 minutes of play versus Wake Forest.
- Posted season-best 16 points at NC State; made career-high seven field goals in 33 minutes of play.
- Notched game-high six assists at Florida State on Jan. 24.
- Produced five assists and nailed a three-pointer in win over Virginia Tech at home.
- Had first slam dunk of the season in the second half on a fast break feed from Damarcus Harrison against Georgia Tech on Jan. 29.
- Came off the bench for first time this season against NC State and posted six points and four rebounds in 28 minutes.
- Scored nine points and added two steals and zero turnovers in 29 minutes of play at Georgia Tech.
- Played 33 minutes against No. 3 ranked Miami and helped hold star point guard Shane Larkin to seven points on 2-of-8 shooting.
- Scored six points and added game-high four assists at Virginia Tech in 36 minutes of play.
- Posted game-high six assists in 35 minutes versus Boston College.


## Hall's Career Highs

<b>Points:</b>	18 vs. Southern Illinois, 12/23/11
<b>Field Goals Made:</b>	7 vs. NC State, 1/20/13
<b>Field Goal Attempts:</b>	13 vs. NC State, 1/20/13
<b>Field Goal %:</b>	.500 (3-6) vs. Iowa, 11/29/11; .500 (5-10) vs. Southern Illinois, 12/23/11
<b>3-Pointers Made:</b>	1 vs. many (6), last vs. Virginia Tech, 1/27/13
<b>3-Point Attempts:</b>	1 vs. many (9), last vs. Virginia Tech, 1/27/13
<b>Free Throws Made:</b>	9 vs. South Carolina, 12/2/12
<b>Free Throw Attempts:</b>	12 vs. South Carolina, 12/2/12
<b>Rebounds:</b>	6 vs. Virginia, 2/7/13
<b>Offensive Rebounds:</b>	4 vs. UTEP, 12/22/11
<b>Assists:</b>	10 vs. Florida A&M, 12/15/12
<b>Blocked Shots:</b>	1 vs. many (3), last vs. Wake Forest, 1/15/13
<b>Steals:</b>	4 vs. The Citadel, 1/1/13; 4 vs. Florida State, 1/5/13
<b>Minutes:</b>	39 vs. Southern Illinois, 12/23/11; 39 vs. Wake Forest, 1/15/13

## HALL GAME-BY-GAME

Opponent	Date	Sts	Min.	Field Goals			3-PT			FT	FTA	PCT	OR	Rebounds			PF	DQ	A	TO	BK	S	Pts.	Avg.	
				FG	FGA	Pct.	FG	FGA	Pct.					DR	TOT	Avg.									
PRESBYTERIAN	11/12/12	*	23	3	4	.750	0	0	.000	0	0	.000	1	2	2.0	1	0	5	0	1	1	6	6.0		
at Furman	11/16/12	*	28	4	6	.667	0	0	.000	1	3	.333	0	2	2.0	2	0	6	0	0	0	9	7.5		
vs Gonzaga	11/22/12	*	28	1	5	.200	0	0	.000	1	2	.500	1	0	1.7	0	0	1	1	0	0	3	6.0		
vs UTEP	11/23/12	*	31	2	7	.286	0	0	.000	1	2	.500	0	0	1.3	1	0	8	2	0	0	5	5.8		
vs MARIST	11/25/12	*	28	1	3	.333	0	0	.000	4	4	1.000	0	0	1.0	1	0	2	1	0	0	6	5.8		
PURDUE	11/28/12	*	29	3	6	.500	0	0	.000	3	7	.429	0	0	0.8	2	0	1	1	0	0	9	6.3		
at South Carolina	12/2/12	*	33	3	5	.600	0	0	.000	9	12	.750	0	4	4	1.3	2	0	4	3	0	2	15	7.6	
ARIZONA	12/8/12	*	25	2	6	.333	1	1	1.000	0	0	.000	1	3	4	1.6	2	0	1	5	0	0	5	7.3	
FLORIDA A&M	12/15/12	*	22	3	3	1.000	0	0	.000	0	0	.000	0	2	1.7	1	0	10	2	0	1	6	7.1		
at Coastal Carolina	12/19/12	*	28	0	4	.000	0	1	.000	0	0	.000	1	4	5	2.0	2	0	2	2	0	0	0	6.4	
SC STATE	12/23/12	*	20	3	3	1.000	0	0	.000	0	0	.000	0	0	0	1.8	1	0	6	0	0	2	6	6.4	
THE CITADEL	1/1/13	*	23	4	8	.500	0	0	.000	1	1	1.000	0	2	2	1.8	0	0	3	1	0	4	9	6.6	
FLORIDA STATE	1/5/13	*	34	2	6	.333	0	0	.000	2	2	1.000	1	3	4	2.0	1	0	3	1	0	4	6	6.5	
at Duke	01/08/13	*	31	1	2	.500	0	0	.000	0	2	.000	0	1	1	1.9	3	0	1	3	0	0	2	6.2	
VIRGINIA	1/12/13	*	36	4	4	1.000	0	0	.000	0	0	.000	0	0	0	1.8	1	0	2	0	0	0	8	6.3	
WAKE FOREST	1/15/13	*	39	2	5	.400	0	0	.000	1	1	1.000	0	2	2	1.8	1	0	7	4	1	2	5	6.3	
at NC State	01/20/13	*	33	7	13	.538	0	0	.000	2	3	.667	3	0	3	1.9	2	0	2	2	0	0	16	6.8	
at Florida State	01/24/13	*	31	2	8	.250	0	1	.000	1	2	.500	0	4	4	2.0	1	0	6	1	0	1	5	6.7	
VIRGINIA TECH	1/27/13	*	31	2	6	.333	1	1	1.000	0	0	.000	1	3	4	2.1	4	0	5	3	0	0	5	6.6	
GEORGIA TECH	1/29/13	*	35	2	2	1.000	0	0	.000	0	0	.000	0	2	2	2.1	2	0	4	2	0	2	4	6.5	
at Boston College	2/2/13	*	24	1	3	.333	0	0	.000	1	1	1.000	0	3	3	2.1	1	0	1	4	0	0	3	6.3	
at Virginia	02/07/13	*	27	1	4	.250	0	1	.000	0	1	.000	0	6	6	2.3	0	0	0	3	0	1	2	6.1	
NC STATE	2/10/13	*	28	2	5	.400	0	0	.000	2	2	1.000	0	4	4	2.4	1	0	1	2	0	1	6	6.1	
at Georgia Tech	2/14/13	*	29	4	10	.400	0	1	.000	1	6	.167	1	2	3	2.4	2	0	2	0	0	2	9	6.3	
MIAMI	2/17/13	*	33	1	5	.200	0	0	.000	0	0	.000	1	4	5	2.5	3	0	2	2	0	1	2	6.1	
at Maryland	02/23/13	*	27	0	1	.000	0	1	.000	0	0	.000	2	0	2	2.5	1	0	3	7	0	0	0	5.8	
NORTH CAROLINA	2/28/13	*	31	1	5	.200	0	0	.000	2	3	.667	0	3	3	2.5	1	0	2	3	0	1	4	5.8	
at Virginia Tech	03/02/13	*	36	3	7	.429	0	0	.000	0	0	.000	3	1	4	2.6	5	1	4	1	0	1	6	5.8	
BOSTON COLLEGE	3/5/13	*	35	2	4	.500	0	1	.000	0	0	.000	1	3	4	2.6	3	0	6	2	0	1	4	5.7	
<b>Totals</b>			<b>28</b>	<b>858</b>	<b>66</b>	<b>150</b>	<b>.440</b>	<b>2</b>	<b>8</b>	<b>.250</b>	<b>32</b>	<b>54</b>	<b>.593</b>	<b>17</b>	<b>59</b>	<b>76</b>	<b>2.6</b>	<b>47</b>	<b>1</b>	<b>100</b>	<b>58</b>	<b>2</b>	<b>27</b>	<b>166</b>	<b>5.7</b>

# PLAYER BIO UPDATES



**#20 JORDAN ROPER**  
**Columbia, SC • Irmo HS**  
**5-11 • 165 • G • Freshman**

- Only freshmen to reach double figures in his first career outing, he made 5-of-7 field goals for 11 total points in the opener against Presbyterian.
- Played 17 minutes and had two rebounds at Furman.
- Scored eight points and made 3-of-6 shots against No. 16/17 Gonzaga, including two long-range makes.
- Tallied four points and a steal in win over Marist.
- Made a field goal and free throw in 16 minutes against

Purdue, with a steal.


- Scored five in Homecoming trip to South Carolina; included a steal and dunk in second half.
- Made first career start against Florida A&M and was outstanding with 16 points to lead the Tigers; made 4-of-5 from long range and collected three steals as well.
- Played well at Coastal Carolina, contributing 12 points and three steals in 29 minutes of action.
- Scored 13 points on 6-of-10 shooting against The Citadel, while adding two steals and two assists in 30 minutes.
- Posted 11 points in 23 minutes in his first ACC game at home versus Florida State.
- Scored six and added three steals at Duke.
- Did not play against Virginia due to a sprained ankle suffered on Friday, Jan. 11.
- Returned to action to play 14 minutes against Wake Forest and made 3-of-4 from three for nine points, with three rebounds.
- Posted five points against Virginia Tech on Jan. 27 and grabbed a pair of rebounds in 17 minutes.
- Scored four points, including two off a steal and slam dunk, in Jan. 29 win over Georgia Tech.
- Produced 11 points off the bench at Boston College, which included a 3-for-7 performance behind the arc.
- Posted eight points in 25 minutes off the bench at Virginia.
- Scored game-high 17 points against NC State in first career ACC start; made 6-of-12 shots, including 3-of-4 from long distance in season-high 32 minutes.
- Nailed 2-of-3 from downtown and added two assists in 31 minutes at Georgia Tech.
- Produced game-high 19 points in Clemson's two-point loss to Miami; made 8-of-11 field goals, including 3-of-4 from long range; added season-high four steals in 31 minutes of action.
- Scored 13 points at Maryland, making 2-of-5 from long distance in 35 minutes of action.

Roper's Career Highs	
Points:	19 vs. Miami, 2/17/13
Field Goals Made:	8 vs. Miami, 2/17/13
Field Goal Attempts:	15 vs. Maryland, 2/23/13
Field Goal %:	.750 (6-8) vs. Florida A&M, 12/15/12
3-Pointers Made:	4 vs. Florida A&M, 12/15/12
3-Point Attempts:	5 vs. Florida A&M, 12/15/12
Free Throws Made:	4 vs. Coastal Carolina, 12/19/12; 4 vs. Duke, 1/8/13
Free Throw Attempts:	6 vs. Coastal Carolina, 12/19/12
Rebounds:	3 vs. Wake Forest, 1/15/13
Offensive Rebounds:	2 vs. Furman, 11/16/12
Assists:	3 vs. North Carolina, 2/28/13
Blocked Shots:	1 vs. The Citadel, 1/1/13
Steals:	4 vs. Miami, 2/17/13
Minutes:	35 vs. Maryland, 2/23/13

## ROPER GAME-BY-GAME

Opponent	Date	Sts	Min.	Field Goals			3-PT			FT	FTA	PCT	OR	DR	TOT	Avg.	PF	DQ	A	TO	BK	S	Pts.	Avg.
				FG	FGA	Pct.	FG	FGA	Pct.															
PRESBYTERIAN	11/12/12	16	5	7	714	1	3	.333	0	0	.000	0	1	1	1.0	1	0	0	2	0	1	11	11.0	
at Furman	11/16/12	17	0	1	.000	0	0	.000	0	0	.000	2	0	2	1.5	1	0	1	0	0	0	0	5.5	
vs Gonzaga	11/22/12	20	3	6	.500	2	3	.667	0	0	.000	0	1	1	1.3	1	0	1	1	0	0	8	6.3	
vs UTEP	11/23/12	10	1	3	.333	1	1	1.000	0	0	.000	0	0	0	1.0	1	0	0	0	0	0	3	5.5	
vs MARIST	11/25/12	11	2	5	.400	0	2	.000	0	0	.000	1	0	1	1.0	0	0	0	2	0	1	4	5.2	
PURDUE	11/28/12	16	1	4	.250	0	3	.000	1	2	.500	0	2	2	1.2	1	0	0	0	0	1	3	4.8	
at South Carolina	12/2/12	16	2	5	.400	1	2	.500	0	0	.000	0	0	0	1.0	0	0	1	0	0	1	5	4.9	
ARIZONA	12/8/12	13	1	4	.250	0	0	.000	0	0	.000	0	0	0	0.9	1	0	1	1	0	0	2	4.5	
FLORIDA A&M	12/15/12	*	30	6	8	.750	4	5	.800	0	0	.000	0	2	2	1.0	0	0	1	1	0	3	16	5.8
at Coastal Carolina	12/19/12	*	29	3	7	.429	2	4	.500	4	6	.667	1	1	2	1.1	1	0	2	3	0	3	12	6.4
SC STATE	12/23/12	*	27	0	7	.000	0	3	.000	1	2	.500	0	1	1	1.1	1	0	0	0	0	1	1	5.9
THE CITADEL	1/1/13	*	30	6	10	.600	1	2	.500	0	0	.000	0	2	2	1.2	1	0	2	0	1	2	13	6.5
FLORIDA STATE	1/5/13	*	23	3	9	.333	2	6	.333	3	4	.750	0	2	2	1.2	1	0	0	0	0	1	11	6.8
at Duke	01/08/13		23	1	9	.111	0	3	.000	4	4	1.000	0	0	0	1.1	0	0	1	0	0	3	6	6.8
VIRGINIA	1/12/13	DNP																						
WAKE FOREST	1/15/13		14	3	5	.600	3	4	.750	0	0	.000	1	2	3	1.3	1	0	0	1	0	0	9	6.9
at NC State	01/20/13		12	0	2	.000	0	1	.000	2	2	1.000	0	0	0	1.2	1	0	0	0	0	0	2	6.6
at Florida State	01/24/13		16	1	6	.167	0	2	.000	0	0	.000	0	1	1	1.2	1	0	2	0	0	0	2	6.4
VIRGINIA TECH	1/27/13	*	17	2	5	.400	1	3	.333	0	0	.000	1	1	2	1.2	4	0	0	1	0	0	5	6.3
GEORGIA TECH	1/29/13	*	6	2	3	.667	0	1	.000	0	0	.000	0	0	0	1.2	0	0	0	2	0	1	4	6.2
at Boston College	2/2/13		23	4	10	.400	3	7	.429	0	0	.000	1	1	2	1.2	3	0	1	0	0	1	11	6.4
at Virginia	02/07/13		25	3	10	.300	0	3	.000	2	4	.500	0	1	1	1.2	0	0	1	1	0	0	8	6.5
NC STATE	2/10/13	*	32	6	12	.500	3	4	.750	2	4	.500	0	0	0	1.1	2	0	2	1	0	3	17	7.0
at Georgia Tech	2/14/13	*	31	2	5	.400	2	3	.667	0	0	.000	1	1	2	1.2	0	0	2	1	0	0	6	6.9
MIAMI	2/17/13	*	31	8	11	.727	3	4	.750	0	0	.000	0	1	1	1.2	3	0	0	0	0	4	19	7.4
at Maryland	02/23/13	*	35	5	15	.333	2	5	.400	1	3	.333	0	2	2	1.2	2	0	0	0	0	1	13	7.6
NORTH CAROLINA	2/28/13	*	33	2	12	.167	2	8	.250	0	0	.000	1	2	3	1.3	1	0	3	1	0	0	6	7.6
at Virginia Tech	03/02/13	*	28	2	9	.222	2	4	.500	0	0	.000	0	0	0	1.2	2	0	2	3	0	3	6	7.5
BOSTON COLLEGE	3/5/13	*	31	2	9	.222	1	4	.250	0	0	.000	0	2	2	1.3	3	0	1	1	0	1	5	7.4
<b>Totals</b>		<b>11</b>	<b>615</b>	<b>76</b>	<b>199</b>	<b>.382</b>	<b>36</b>	<b>90</b>	<b>.400</b>	<b>20</b>	<b>31</b>	<b>.645</b>	<b>9</b>	<b>26</b>	<b>35</b>	<b>1.3</b>	<b>33</b>	<b>0</b>	<b>24</b>	<b>22</b>	<b>1</b>	<b>31</b>	<b>208</b>	<b>7.4</b>

# PLAYER BIO UPDATES



**#21 DAMARCUS HARRISON**  
Greenwood, SC • Brigham Young University  
6-4 • 200 • G • Sophomore

- Transfer from BYU who was granted immediate eligibility after Clemson filed a waiver on his behalf when his Mormon mission was delayed.
- Played 20 minutes in his first appearance in a Clemson uniform against Presbyterian, tallying eight points, four rebounds and two blocked shots.
- Posted 10 points on 5-of-8 shooting at Furman.
- Tallied six points and four rebounds in 19 minutes of play, against Marist in the Old Spice Classic.

with a blocked shot, against Marist in the Old Spice Classic.

- Had eight points and five rebounds at South Carolina; hit key three-pointer with 3:47 left to keep the Tigers comfortably ahead.
- Earned first career start against No. 8 Arizona and played 22 minutes.
- Grabbed career-high eight rebounds in win over Florida A&M.
- Posted career-highs in assists (6) and steals (3), to go along with 15 points, in 28 minutes of play against SC State on Dec. 23.
- Scored 10 points and added three assists and a pair of steals in 26 minutes against The Citadel in his second starting assignment.
- Had five second-half points to thwart a Virginia run in Clemson's Jan. 12 win over the Cavaliers.
- Played 27 minutes at NC State and produced three rebounds and two steals, along with solid defense on the Wolfpack perimeter players.
- Scored four points at Florida State, all in the second half.
- Produced season-best outing against Virginia Tech on Jan. 27; made 6-of-10 shots, including 3-of-7 from three, and 4-for-4 at the free throw stripe for total of 19 points; hit pair of late three-pointers to help thwart a surging Hokies team in the second half.
- Followed that with an eight-point, four-steal performance two days later against Georgia Tech.
- Posted six points on 3-of-4 shooting in 20 minutes against Maryland on the road.
- Scored six points in the second half at Virginia Tech and added two steals in 28 minutes.
- Had impressive outing in last home game against Boston College, scoring 11 points and adding eight rebounds in 29 active minutes.

## Harrison's Career Highs

Points:	19 vs. Virginia Tech, 1/27/13
Field Goals Made:	6 vs. SC State, 12/23/12; 6 vs. Virginia Tech, 1/27/13
Field Goal Attempts:	11 vs. SC State, 12/23/12
3-Pointers Made:	3 vs. many (3), last vs. Virginia Tech, 1/27/13
3-Point Attempts:	7 vs. SC State, 12/23/12; 7 vs. Virginia Tech, 1/27/13
Free Throws Made:	4 vs. Virginia Tech, 1/27/13; 4 vs. Virginia, 2/7/13
Free Throw Attempts:	4 vs. Virginia Tech, 1/27/13; 4 vs. Virginia, 2/7/13
Rebounds:	8 vs. Florida A&M, 12/15/12; 8 vs. Boston College, 3/5/13
Offensive Rebounds:	3 vs. Coastal Carolina, 12/19/12; 3 vs. Boston College, 3/5/13
Assists:	6 vs. SC State, 12/23/12
Blocked Shots:	2 vs. Presbyterian, 11/12/12
Steals:	4 vs. Georgia Tech, 1/29/13
Minutes:	34 vs. Virginia Tech, 1/27/13; 34 vs. Georgia Tech, 1/29/13

## HARRISON GAME-BY-GAME

Opponent	Date	Sts	Min.	Field Goals			3-PT			FT	FTA	PCT	Rebounds			Avg.	PF	DQ	A	TO	BK	S	Pts.	Avg.	
				FG	FGA	Pct.	FG	FGA	Pct.				OR	DR	TOT										
PRESBYTERIAN	11/12/12		20	4	9	.444	0	3	.000	0	0	.000	1	3	4	4.0	0	0	1	0	2	1	8	8.0	
at Furman	11/16/12		18	5	8	.625	0	1	.000	0	0	.000	0	4	4	4.0	0	0	2	0	0	2	10	9.0	
vs Gonzaga	11/22/12		22	2	7	.286	1	3	.333	0	0	.000	0	1	1	3.0	1	0	1	0	0	1	5	7.7	
vs UTEP	11/23/12		16	1	2	.500	0	0	.000	0	0	.000	0	3	3	3.0	1	0	0	2	1	0	2	6.3	
vs MARIST	11/25/12		19	2	4	.500	1	1	1.000	1	2	.500	1	3	4	3.2	0	0	0	1	1	0	6	6.2	
PURDUE	11/28/12		18	2	9	.222	0	5	.000	0	0	.000	1	1	2	3.0	5	1	1	0	0	0	4	5.8	
at South Carolina	12/2/12		16	3	5	.600	1	3	.333	1	2	.500	0	5	5	3.3	5	1	0	2	0	0	8	6.1	
ARIZONA	12/8/12	*	22	1	4	.250	0	1	.000	1	2	.500	0	1	1	3.0	0	0	1	0	0	1	3	5.8	
FLORIDA A&M	12/15/12		17	1	5	.200	0	2	.000	2	3	.667	0	8	8	3.6	0	0	1	2	1	1	4	5.6	
at Coastal Carolina	12/19/12		15	0	4	.000	0	3	.000	0	0	.000	3	1	4	3.6	1	0	1	1	1	1	0	5.0	
SC STATE	12/23/12		28	6	11	.545	3	7	.429	0	0	.000	2	2	4	3.6	1	0	6	1	0	3	15	5.9	
THE CITADEL	1/1/13	*	26	4	6	.667	0	2	.000	2	2	1.000	0	1	1	3.4	4	0	3	1	0	2	10	6.3	
FLORIDA STATE	1/5/13	*	17	0	4	.000	0	1	.000	0	0	.000	0	1	1	3.2	1	0	1	1	0	1	0	5.8	
at Duke	01/08/13		18	1	6	.167	0	1	.000	0	0	.000	0	0	0	3.0	1	0	0	0	0	0	2	5.5	
VIRGINIA	1/12/13		25	2	3	.667	1	1	1.000	0	0	.000	0	2	2	2.9	1	0	2	2	0	1	5	5.5	
WAKE FOREST	1/15/13	*	10	1	4	.250	0	1	.000	0	0	.000	0	0	0	2.8	3	0	0	2	0	0	2	5.3	
at NC State	01/20/13	*	27	0	6	.000	0	3	.000	0	0	.000	1	2	3	2.8	1	0	0	1	0	2	0	4.9	
at Florida State	01/24/13	*	18	2	5	.400	0	1	.000	0	0	.000	1	1	2	2.7	0	0	1	1	0	0	4	4.9	
VIRGINIA TECH	1/27/13	*	34	6	10	.600	3	7	.429	4	4	1.000	0	1	1	2.6	2	0	2	1	0	0	19	5.6	
GEORGIA TECH	1/29/13	*	34	3	6	.500	2	4	.500	0	1	.000	0	2	2	2.6	1	0	3	3	0	4	8	5.8	
at Boston College	2/2/13	*	25	1	6	.167	1	3	.333	0	0	.000	1	3	4	2.7	1	0	1	1	0	0	3	5.6	
at Virginia	02/07/13	*	24	1	5	.200	0	3	.000	4	4	1.000	1	3	4	2.7	2	0	0	2	0	1	6	5.6	
NC STATE	2/10/13		8	2	5	.400	0	1	.000	0	0	.000	0	2	2	2.7	0	0	0	0	0	0	4	5.6	
at Georgia Tech	2/14/13	*	17	1	4	.250	0	2	.000	0	0	.000	0	2	2	2.7	3	0	1	0	0	0	2	5.4	
MIAMI	2/17/13		14	0	1	.000	0	1	.000	0	0	.000	0	1	1	2.6	0	0	0	0	0	0	0	5.2	
at Maryland	02/23/13		21	3	4	.750	0	0	.000	0	0	.000	0	2	2	2.6	1	0	0	0	1	0	6	5.2	
NORTH CAROLINA	2/28/13	*	30	1	8	.125	0	1	.000	0	0	.000	1	1	2	2.6	2	0	1	0	0	1	2	5.1	
at Virginia Tech	03/02/13	*	28	3	8	.375	0	2	.000	0	0	.000	0	1	1	2.5	3	0	1	1	0	2	6	5.1	
BOSTON COLLEGE	3/5/13		29	4	9	.444	1	1	1.000	2	2	1.000	3	5	8	2.7	1	0	3	1	0	0	11	5.3	
<b>Totals</b>			<b>13</b>	<b>616</b>	<b>62</b>	<b>168</b>	<b>.369</b>	<b>14</b>	<b>64</b>	<b>.219</b>	<b>17</b>	<b>22</b>	<b>.773</b>	<b>16</b>	<b>62</b>	<b>78</b>	<b>2.7</b>	<b>41</b>	<b>2</b>	<b>33</b>	<b>26</b>	<b>7</b>	<b>24</b>	<b>155</b>	<b>5.3</b>

# PLAYER BIO UPDATES



**#22 BERNARD SULLIVAN**  
 Gastonia, NC • Davidson Day School  
 6-7 • 230 • F • Sophomore

- Came off the bench to play 18 minutes in the season opener against Presbyterian, posting five points and four rebounds versus the Blue Hose.
- Grabbed three offensive rebounds and chipped in six points in 20 minutes of play at Furman.
- Earned first career start against Purdue and played 14 minutes, with two rebounds and a steal.
- Posted a blocked shot and steal in 20 minutes at rival


South Carolina.

- Did not play against No. 8 Arizona due to a concussion sustained in the win over South Carolina, but was cleared to play against Florida A&M.
- Returned from concussion to play 13 minutes against Florida A&M, where he grabbed three rebounds and scored four on a pair of 15-foot jumpers.
- Grabbed season-high six rebounds in 15 minutes against SC State.
- Posted six points and three rebounds in 18 minutes versus The Citadel; was 4-for-4 on free throws against the Bulldogs.
- Played 15 minutes against Wake Forest and grabbed a pair of rebounds.
- Scored four points at Florida State in 10 minutes, including a pair at the free throw line in the second half.
- Played nine minutes against Georgia Tech on Jan. 29 and responded with season-high seven points; made first career three-pointer in first half and had emphatic follow dunk in the second to provide some key plays.
- Scored three at Boston College in seven minutes of action.
- Made a baseline jumper in seven minutes of play at Virginia.
- Produced five points on 2-of-4 shooting against NC State in 10 minutes of play.
- Blocked a pair of shots in eight minutes at Georgia Tech.

Sullivan's Career Highs	
Points:	7 vs. Virginia Tech, 2/4/12; 7 vs. Georgia Tech, 1/29/13
Field Goals Made:	3 vs. many (3), last vs. Georgia Tech, 1/29/13
Field Goal Attempts:	7 vs. Furman, 11/16/12
Field Goal %:	.600 (3-5) vs. Georgia Tech, 1/29/13
3-Pointers Made:	1 vs. Georgia Tech, 1/29/13
3-Point Attempts:	1 vs. many (4), last vs. Georgia Tech, 1/29/13
Free Throws Made:	4 vs. The Citadel, 1/1/13
Free Throw Attempts:	4 vs. The Citadel, 1/1/13
Rebounds:	6 vs. SC State, 12/23/12
Offensive Rebounds:	3 vs. Furman, 11/16/12
Assists:	1 vs. many (4), last vs. Presbyterian, 11/12/12
Blocked Shots:	2 vs. Georgia Tech, 2/14/13
Steals:	2 vs. Florida A&M, 12/15/12
Minutes:	20 vs. many (3), last vs. South Carolina, 12/2/12

SULLIVAN GAME-BY-GAME																								
Opponent	Date	Sts	Min.	Field Goals			3-PT			Rebounds			Avg.	PF	DQ	A	TO	BK	S	Pts.	Avg.			
				FG	FGA	Pct.	FG	FGA	Pct.	FT	FTA	PCT	OR	DR	TOT									
PRESBYTERIAN	11/12/12	18	1	2	.500	0	0	.000	3	3	1.000	1	3	4	4.0	0	0	1	0	1	0	5.0		
at Furman	11/16/12	20	3	7	.429	0	0	.000	0	0	.000	3	0	3	3.5	3	0	0	0	0	0	6	5.5	
vs Gonzaga	11/22/12	4	0	0	.000	0	0	.000	0	0	.000	0	1	1	2.7	1	0	0	0	0	0	3.7		
vs UTEP	11/23/12	8	0	1	.000	0	0	.000	0	0	.000	0	0	0	2.0	1	0	0	0	0	0	2.8		
vs MARISET	11/25/12	9	0	0	.000	0	0	.000	1	2	.500	0	0	0	1.6	0	0	0	0	0	0	1	2.4	
PURDUE	11/28/12	*	14	0	2	.000	0	0	.000	0	0	.000	0	2	2	1.7	2	0	0	1	0	1	2.0	
at South Carolina	12/2/12	*	20	0	1	.000	0	0	.000	0	0	.000	0	0	0	1.4	3	0	0	2	1	1	0	1.7
ARIZONA	12/8/12	DNP																						
FLORIDA A&M	12/15/12	13	2	2	1.000	0	0	.000	0	0	.000	1	2	3	1.6	0	0	0	1	0	2	4	2.0	
at Coastal Carolina	12/19/12	10	1	3	.333	0	0	.000	0	1	.000	0	0	0	1.4	0	0	0	0	0	0	2	2.0	
SC STATE	12/23/12	15	1	4	.250	0	0	.000	0	0	.000	1	5	6	1.9	0	0	0	0	0	1	2	2.0	
THE CITADEL	1/1/13	18	1	2	.500	0	0	.000	4	4	1.000	1	2	3	2.0	2	0	0	0	0	1	6	2.4	
FLORIDA STATE	1/5/13	3	0	0	.000	0	0	.000	0	2	.000	0	1	1	1.9	1	0	0	0	0	0	0	2.2	
at Duke	01/08/13	4	0	0	.000	0	0	.000	0	0	.000	0	0	0	1.8	0	0	0	0	0	0	0	2.0	
VIRGINIA	1/12/13	3	0	0	.000	0	0	.000	0	0	.000	0	1	1	1.7	1	0	0	1	0	0	0	1.9	
WAKE FOREST	1/15/13	15	0	1	.000	0	0	.000	0	0	.000	0	2	2	1.7	3	0	0	0	0	0	0	1.7	
at NC State	01/20/13	1	0	0	.000	0	0	.000	0	0	.000	0	0	0	1.6	0	0	0	0	0	0	0	1.6	
at Florida State	01/24/13	10	1	1	1.000	0	0	.000	2	2	1.000	1	0	1	1.6	2	0	0	0	0	0	4	1.8	
VIRGINIA TECH	1/27/13	DNP																						
GEORGIA TECH	1/29/13	9	3	5	.600	1	1	1.000	0	2	.000	1	2	3	1.7	1	0	0	1	0	0	7	2.1	
at Boston College	2/2/13	7	1	1	1.000	0	0	.000	1	1	1.000	0	0	0	1.6	1	0	0	1	0	0	3	2.1	
at Virginia	02/07/13	7	1	2	.500	0	0	.000	0	0	.000	0	1	1	1.6	0	0	0	1	0	0	2	2.1	
NC STATE	2/10/13	10	2	4	.500	0	0	.000	1	1	1.000	1	0	1	1.5	1	0	1	0	0	0	5	2.2	
at Georgia Tech	2/14/13	8	0	0	.000	0	0	.000	0	0	.000	0	2	2	1.5	0	0	0	0	2	0	0	2.1	
MIAMI	2/17/13	DNP																						
at Maryland	02/23/13	2	0	0	.000	0	0	.000	0	0	.000	0	0	0	1.5	0	0	0	0	0	0	0	2.0	
NORTH CAROLINA	2/28/13	4	0	0	.000	0	0	.000	0	0	.000	0	1	1	1.5	0	0	0	0	0	0	0	2.0	
at Virginia Tech	03/02/13	4	0	0	.000	0	0	.000	0	0	.000	0	0	0	1.4	0	0	0	0	0	0	0	1.9	
BOSTON COLLEGE	3/5/13	6	0	0	.000	0	0	.000	0	0	.000	0	0	0	1.3	1	0	0	1	0	0	0	1.8	
<b>Totals</b>		<b>2</b>	<b>242</b>	<b>17</b>	<b>38</b>	<b>.447</b>	<b>1</b>	<b>1</b>	<b>1.000</b>	<b>12</b>	<b>18</b>	<b>.667</b>	<b>10</b>	<b>25</b>	<b>35</b>	<b>1.3</b>	<b>23</b>	<b>0</b>	<b>2</b>	<b>9</b>	<b>4</b>	<b>6</b>	<b>47</b>	<b>1.8</b>

# PLAYER BIO UPDATES



**#24 MILTON JENNINGS**  
 Summerville, SC • Pinewood Prep  
 6-9 • 225 • F • Senior

- Led the Clemson team in points (15), rebounds (6) and steals (2) in the season opener against Presbyterian; scored seven straight points at one stretch of the game.
- Had six points and six rebounds at Furman.
- Named to the All-Tournament Team at the Old Spice Classic after averaging 11 points and 5.3 rebounds per game as the Tigers took two of three contests.
- Posted eight rebounds and five assists to lead Clemson in

both categories in the loss to No. 16/17 Gonzaga.

- Scored season-best 18 in the second round against UTEP, hitting a career-high four from long range.
- Posted nine points in just 22 minutes in win over Marist.
- Suspended for Purdue and South Carolina games, but returned to score team-high 15 points in loss to No. 8 Arizona.
- Grabbed season-high 11 rebounds in win over Florida A&M.
- Posted 15 points on 6-of-8 shooting in win over SC State; added four boards and two assists in 22 minutes.
- Totaled 10 points and made 3-of-5 from long range in 37 minutes against Florida State.
- Scored game-high 21 points and buried career-best 5-of-8 from three-point distance against Virginia; added 11 rebounds for first double-double of the season.
- Produced nine points, eight rebounds and four assists in career-high 39 minutes at NC State.
- Recorded career game against Virginia Tech on Jan. 27; made 6-of-12 field goals and 16-of-18 at the free throw line for a total of 28 points, his career-high; the 16 free throws made were most by any Clemson player since Butch Zatezalo in 1969; added career-high tying 14 rebounds and career-best four blocked shots and played all 40 minutes of the game for the first time ever.
- Posted nine points and game-high nine rebounds despite fouling out in 28 minutes versus Georgia Tech on Jan. 29.
- Scored 13 points and added five rebounds in 29 minutes at Boston College.
- Made 3-of-4 from long range and scored 12 points in win at Georgia Tech; blocked potential game-tying three-pointer as time expired to preserve win.
- Posted 10 points and nine rebounds on the road against Maryland; made 4-of-7 shots and added two assists with no turnovers in 34 minutes.
- Produced double-double against North Carolina; scored 12 points and added 10 rebounds and career-high tying five assists.
- Scored 13 points and grabbed team-high eight rebounds at Virginia Tech; did not commit a turnover in 37 minutes.
- Notched 18 points on 8-of-15 shooting on Senior Night against Boston College, while adding seven boards in 32 minutes.

## Jennings' Career Highs

Points:	28 vs. Virginia Tech, 1/27/13
Field Goals Made:	8 vs. Boston College, 3/5/13
Field Goal Attempts:	15 vs. Boston College, 3/5/13
Field Goal %:	.857 (6-7) vs. Presbyterian, 11/12/12
3-Pointers Made:	5 vs. Virginia, 1/12/13
3-Point Attempts:	8 vs. Virginia, 1/12/13; 8 vs. NC State, 1/20/13
Free Throws Made:	16 vs. Virginia Tech, 1/27/13
Free Throw Attempts:	18 vs. Virginia Tech, 1/27/13
Rebounds:	14 vs. Furman, 11/25/11; 14 vs. Virginia Tech, 1/27/13
Offensive Rebounds:	5 vs. The Citadel, 1/2/11; 5 vs. Furman, 11/25/11
Assists:	5 vs. many (3), last vs. North Carolina, 2/28/13
Blocked Shots:	4 vs. Virginia Tech, 1/27/13
Steals:	3 vs. Presbyterian, 11/13/09; 3 vs. East Tennessee State, 1/1/12
Minutes:	40 vs. Virginia Tech, 1/27/13

## JENNINGS GAME-BY-GAME

Opponent	Date	Sts	Min.	Field Goals			3-PT			FT	FTA	PCT	Rebounds			Avg.	PF	DQ	A	TO	BK	S	Pts.	Avg.	
				FG	FGA	Pct.	FG	FGA	Pct.				OR	DR	TOT										
PRESBYTERIAN	11/12/12	*	20	6	7	.857	1	2	.500	2	2	1.000	0	6	6	6.0	2	0	2	2	0	2	15	15.0	
at Furman	11/16/12	*	22	2	5	.400	1	1	1.000	1	2	.500	1	5	6	6.0	3	0	2	1	0	2	6	10.5	
vs Gonzaga	11/22/12	*	35	2	10	.200	0	5	.000	2	2	1.000	3	5	8	6.7	5	1	5	0	0	1	6	9.0	
vs UTEP	11/23/12	*	32	5	8	.625	4	5	.800	4	4	1.000	3	4	7	6.8	4	0	1	0	1	1	18	11.3	
vs MARIST	11/25/12	*	22	4	7	.571	1	2	.500	0	1	.000	0	1	1	5.6	2	0	1	2	3	2	9	10.8	
PURDUE	11/28/12	DNP																							
at South Carolina	12/2/12	DNP																							
ARIZONA	12/8/12	*	25	5	7	.714	3	4	.750	2	4	.500	0	3	3	5.2	3	0	0	2	2	2	15	11.5	
FLORIDA A&M	12/15/12	*	27	2	8	.250	0	4	.000	3	4	.750	4	7	11	6.0	0	0	3	1	1	0	7	10.9	
at Coastal Carolina	12/19/12	*	31	2	12	.167	1	6	.167	0	0	.000	2	3	5	5.9	3	0	2	5	0	1	5	10.1	
SC STATE	12/23/12	*	22	6	8	.750	2	4	.500	1	2	.500	2	2	4	5.7	1	0	2	1	1	1	15	10.7	
THE CITADEL	1/1/13	*	19	2	3	.667	1	1	1.000	0	2	.000	1	0	1	5.2	3	0	3	2	1	0	5	10.1	
FLORIDA STATE	1/5/13	*	37	3	6	.500	3	5	.600	1	2	.500	2	3	5	5.2	4	0	2	5	1	2	10	10.1	
at Duke	01/08/13	*	32	2	7	.286	1	3	.333	1	2	.500	1	5	6	5.3	1	0	1	0	0	0	6	9.8	
VIRGINIA	1/12/13	*	37	7	13	.538	5	8	.625	2	4	.500	2	9	11	5.7	3	0	3	2	1	1	21	10.6	
WAKE FOREST	1/15/13	*	21	2	5	.400	1	2	.500	0	0	.000	1	5	6	5.7	4	0	1	1	0	1	5	10.2	
at NC State	01/20/13	*	39	3	11	.273	3	8	.375	0	0	.000	0	8	8	5.9	4	0	4	1	1	0	9	10.1	
at Florida State	01/24/13	*	29	1	7	.143	0	3	.000	2	2	1.000	1	4	5	5.8	4	0	0	5	3	1	4	9.8	
VIRGINIA TECH	1/27/13	*	40	6	12	.500	0	3	.000	16	18	.889	3	11	14	6.3	2	0	1	4	4	0	28	10.8	
GEORGIA TECH	1/29/13	*	28	4	12	.333	1	5	.200	0	1	.000	1	8	9	6.4	5	1	1	4	1	1	9	10.7	
at Boston College	2/2/13	*	29	4	11	.364	2	4	.500	3	4	.750	0	5	5	6.4	5	1	1	2	1	1	13	10.8	
at Virginia	02/07/13	*	25	1	7	.143	0	3	.000	0	0	.000	1	2	3	6.2	1	0	1	5	0	0	2	10.4	
NC STATE	2/10/13	*	25	1	6	.167	1	5	.200	0	1	.000	0	8	8	6.3	4	0	3	3	3	1	3	10.0	
at Georgia Tech	2/14/13	*	30	4	7	.571	3	4	.750	1	2	.500	0	6	6	6.3	3	0	2	1	1	0	12	10.1	
MIAMI	2/17/13	*	36	2	12	.167	0	7	.000	1	2	.500	2	4	6	6.3	4	0	4	1	2	1	5	9.9	
at Maryland	02/23/13	*	34	4	7	.571	1	4	.250	1	2	.500	1	8	9	6.4	4	0	2	0	0	1	10	9.9	
NORTH CAROLINA	2/28/13	*	35	5	10	.500	2	6	.333	0	0	.000	1	9	10	6.5	4	0	5	2	0	2	12	10.0	
at Virginia Tech	03/02/13	*	37	6	13	.462	1	7	.143	0	0	.000	2	6	8	6.6	1	0	1	0	0	2	13	10.1	
BOSTON COLLEGE	3/5/13	*	32	8	15	.533	1	5	.200	1	2	.500	0	7	7	6.6	3	0	2	2	1	1	18	10.4	
<b>Totals</b>			<b>27</b>	<b>801</b>	<b>99</b>	<b>236</b>	<b>.419</b>	<b>39</b>	<b>116</b>	<b>.336</b>	<b>44</b>	<b>65</b>	<b>.677</b>	<b>34</b>	<b>144</b>	<b>178</b>	<b>6.6</b>	<b>82</b>	<b>3</b>	<b>55</b>	<b>54</b>	<b>28</b>	<b>27</b>	<b>281</b>	<b>10.4</b>

# PLAYER BIO UPDATES



**#31 DEVIN BOOKER**  
Whitmire, SC • Union County HS  
6-8 • 250 • F/C • Senior

- Played 23 minutes in the season opener against Presbyterian College and posted 11 points and five rebounds, to go along with a blocked shot and steal.
- Went over the 500-rebound mark of his career in the win over the Blue Hose.
- Led Clemson with 15 points at Furman, hitting 6-of-10 field goals including three dunks.
- Recorded double-double in the final game of the Old Spice Classic, with 15 points and 13 rebounds against Marist.

Spice Classic, with 15 points and 13 rebounds against Marist.

- Posted six points and 10 rebounds, a game-high for the latter, in win over UTEP.
- Scored 18 points and added eight rebounds, both team-highs, in loss to Purdue; made 7-of-10 field goals and 3-of-4 from the free throw line.
- Had 13 points, eight rebounds, three steals and two blocks in 33 minutes at South Carolina.
- Posted six points, nine rebounds and career-high five blocked shots against No. 8 Arizona.
- Recorded 12 points on 6-of-8 shooting, with seven rebounds, against Florida A&M.
- Posted team-high 16 points and seven rebounds in road loss to Coastal Carolina, making 7-of-11 shots from the field.
- Scored 11 points and added team-high seven boards in only 22 minutes of Clemson's rout over SC State.
- Opened ACC play in fine fashion with a double-double; his 19 points were a high against any ACC team in his career; added 11 rebounds in 38 minutes.
- Posted second straight double-double in loss at Duke; collected career-high 15 rebounds and held Blue Devil standout Mason Plumlee to just eight points.
- Notched 15 points and nine rebounds in Jan. 12 win over Virginia; made career-high nine free throws in the game.
- Produced 12 points and added eight rebounds and two blocks in 36 minutes in win over Wake Forest; alley-oop dunk from Rod Hall in the second half was No. 7 on ESPN's top plays on SportsCenter.
- Scored game- and career-high 27 points at NC State; made 13 field goals, most by a Tiger post player since Elden Campbell in 1987.
- Despite a high fever, made 7-of-10 shots for 15 total points in 28 minutes at Florida State; added two blocks on the defensive end of the floor.
- Grabbed 10 rebounds in Jan. 27 win over Virginia Tech.
- Posted eight points, six rebounds and career-best four assists against Georgia Tech at home.
- Went over 1,000 career points in road loss at Boston College; posted double-double with 19 points and 10 rebounds.
- Posted game-high nine rebounds, six off the offensive glass, while adding seven points and two blocked shots at Virginia.
- Scored 10 points on 5-of-9 shooting and added six rebounds in Feb. 10 game against NC State.
- Produced 13 points, eight rebounds and three blocks in all but one minute of action at Georgia Tech.
- Notched double-double with 11 points and 10 rebounds in Feb. 17 loss to Miami.
- Scored team-high 16 points and added three blocked shots in 31 minutes against Maryland on the road.
- Posted double-double against North Carolina with 25 points and 11 rebounds; made 9-of-13 shots and 7-of-8 at the free throw stripe.
- Led the Tigers with 17 points at Virginia Tech, including 12 in second half; made 5-of-8 field goals and 7-of-10 from the charity stripe.
- Scored team-high 19 points on 8-of-13 shooting and collected eight rebounds in Senior Night game against Boston College.

## Booker's Career Highs

Points:	27 vs. NC State, 1/20/13
Field Goals Made:	13 vs. NC State, 1/20/13
Field Goal Attempts:	18 vs. NC State, 1/20/13
Field Goal %:	(.800, 4-5) vs. many (4), last vs. Virginia Tech, 3/1/12
3-Pointers Made:	3 vs. The Citadel, 1/2/11
3-Point Attempts:	5 vs. Florida State, 1/29/11
Free Throws Made:	11 vs. Boston College, 2/2/13
Free Throw Attempts:	14 vs. Boston College, 2/2/13
Rebounds:	15 vs. Duke, 1/8/13
Offensive Rebounds:	8 vs. Duke, 1/8/13; 8 vs. Boston College, 2/2/13
Assists:	4 vs. Georgia Tech, 1/29/13
Blocked Shots:	5 vs. Arizona, 12/8/12
Steals:	3 vs. many (5), last vs. South Carolina, 12/2/12
Minutes:	40 vs. NC State, 2/25/12

## BOOKER GAME-BY-GAME

Opponent	Date	Sts	Min.	Field Goals			3-PT			FT	FTA	PCT	Rebounds			Avg.	PF	DQ	A	TO	BK	S	Pts.	Avg.	
				FG	FGA	Pct.	FG	FGA	Pct.				OR	DR	TOT										
PRESBYTERIAN	11/12/12	*	23	5	7	.714	0	0	.000	1	3	.333	2	3	5	5.0	1	0	1	0	1	11	11.0		
at Furman	11/16/12	*	23	6	10	.600	0	0	.000	3	4	.750	2	1	3	4.0	3	0	0	2	0	0	15	13.0	
vs Gonzaga	11/22/12	*	19	1	3	.333	0	0	.000	3	5	.600	3	3	6	4.7	3	0	0	0	0	0	5	10.3	
vs UTEP	11/23/12	*	33	3	7	.429	0	1	.000	0	0	.000	2	8	10	6.0	4	0	2	5	1	1	6	9.3	
vs MARISET	11/25/12	*	33	7	15	.467	0	0	.000	1	2	.500	2	11	13	7.4	2	0	1	2	0	1	15	10.4	
PURDUE	11/28/12	*	36	7	10	.700	1	1	1.000	3	4	.750	5	3	8	7.5	1	0	0	1	0	1	18	11.7	
at South Carolina	12/2/12	*	33	5	8	.625	0	1	.000	3	4	.750	4	4	8	7.6	3	0	0	2	2	3	13	11.9	
ARIZONA	12/8/12	*	37	3	8	.375	0	0	.000	0	3	.000	5	4	9	7.8	2	0	0	3	5	0	6	11.1	
FLORIDA A&M	12/15/12	*	21	6	8	.750	0	0	.000	0	0	.000	1	6	7	7.7	2	0	2	2	1	0	12	11.2	
at Coastal Carolina	12/19/12	*	34	7	11	.636	0	0	.000	2	5	.400	5	2	7	7.6	3	0	1	5	0	0	16	11.7	
SC STATE	12/23/12	*	22	5	9	.556	0	1	.000	1	3	.333	1	6	7	7.5	1	0	2	0	1	1	11	11.6	
THE CITADEL	1/1/13	*	17	4	5	.800	0	0	.000	0	0	.000	1	3	4	7.3	1	0	1	0	0	1	8	11.3	
FLORIDA STATE	1/5/13	*	38	8	11	.727	0	1	.000	3	7	.429	5	6	11	7.5	3	0	1	1	0	1	19	11.9	
at Duke	01/08/13	*	36	5	13	.385	0	0	.000	2	2	1.000	8	7	15	8.1	0	0	0	1	2	1	12	11.9	
VIRGINIA	1/12/13	*	36	3	10	.300	0	0	.000	9	12	.750	1	8	9	8.1	3	0	1	3	2	0	15	12.1	
WAKE FOREST	1/15/13	*	36	4	9	.444	0	0	.000	4	5	.800	2	6	8	8.1	2	0	0	1	2	0	12	12.1	
at NC State	01/20/13	*	39	13	18	.722	0	0	.000	1	2	.500	3	3	6	8.0	2	0	1	2	0	1	27	13.0	
at Florida State	01/24/13	*	28	7	10	.700	0	1	.000	1	3	.333	0	4	4	7.8	4	0	0	1	2	0	15	13.1	
VIRGINIA TECH	1/27/13	*	38	0	3	.000	0	0	.000	3	7	.429	3	7	10	7.9	3	0	2	0	3	0	3	12.6	
GEORGIA TECH	1/29/13	*	33	3	10	.300	0	0	.000	2	2	1.000	2	4	6	7.8	2	0	4	0	1	1	8	12.4	
at Boston College	2/2/13	*	38	4	9	.444	0	0	.000	11	14	.786	8	2	10	7.9	3	0	1	3	0	0	19	12.7	
at Virginia	02/07/13	*	28	3	5	.600	0	1	.000	1	2	.500	6	3	9	8.0	2	0	0	4	2	0	7	12.4	
NC STATE	2/10/13	*	38	5	9	.556	0	1	.000	0	0	.000	2	4	6	7.9	2	0	2	4	1	0	10	12.3	
at Georgia Tech	2/14/13	*	39	6	11	.545	0	0	.000	1	1	1.000	3	5	8	7.9	2	0	2	2	3	2	13	12.3	
MIAMI	2/17/13	*	36	4	13	.308	0	1	.000	3	8	.375	5	5	10	8.0	1	0	0	0	1	1	11	12.3	
at Maryland	02/23/13	*	31	5	10	.500	0	0	.000	6	9	.667	1	4	5	7.8	2	0	1	0	3	1	16	12.4	
NORTH CAROLINA	2/28/13	*	31	9	13	.692	0	1	.000	7	8	.875	6	5	11	8.0	3	0	0	4	0	0	25	12.9	
at Virginia Tech	03/02/13	*	34	5	8	.625	0	0	.000	7	10	.700	0	3	3	7.8	2	0	0	3	0	1	17	13.0	
BOSTON COLLEGE	3/5/13	*	38	8	13	.615	0	0	.000	3	5	.600	2	6	8	7.8	4	0	1	2	2	1	19	13.2	
<b>Totals</b>			<b>29</b>	<b>928</b>	<b>151</b>	<b>276</b>	<b>.547</b>	<b>1</b>	<b>10</b>	<b>.100</b>	<b>81</b>	<b>130</b>	<b>.623</b>	<b>90</b>	<b>136</b>	<b>226</b>	<b>7.8</b>	<b>66</b>	<b>0</b>	<b>26</b>	<b>53</b>	<b>35</b>	<b>19</b>	<b>384</b>	<b>13.2</b>



# PLAYER BIO UPDATES



**#32 K.J. McDANIELS**  
**Birmingham, AL • Central Park Christian School**  
**6-6 • 200 • F • Sophomore**

- Produced a game-high four blocked shots in the season opening win over Presbyterian, while adding eight points and four rebounds in an active 24 minutes.
- Made 7-of-8 at the free throw line and a pair of spectacular dunks in the road win over Furman; totaled 11 points.
- Averaged 11 points per game at the Old Spice Classic.
- Scored eight and added three blocked shots while playing 19 minutes due to foul trouble against Gonzaga.


• Posted career-best 17 points in win over UTEP; made 4-of-4 from three-point range and added six rebounds and two steals.

- Posted eight points, five rebounds and three steals in 29 minutes against Marist.
- Tallied 15 points, six rebounds, three blocks and two steals in 31 active minutes against Purdue in the ACC/Big Ten Challenge.
- Scored game-high 16 points in road win over South Carolina; added seven rebounds and five blocked shots.
- Posted 13 points, four rebounds, four blocks and two steals against No. 8 Arizona.
- Notched 11 points and six rebounds in 20 minutes against Florida A&M, which included a pair of alley-oop dunks off assists from Rod Hall.
- Scored 10 points and made two long-range shots in 21 minutes against SC State.
- Posted nine points and two steals in 14 minutes of the second half against The Citadel; did not start due to disciplinary reasons.
- Produced 15 points and added four rebounds in 30 minutes to open ACC play against Florida State.
- Posted six points, five rebounds and two steals in 27 minutes at Duke.
- Led Clemson in points (14), rebounds (9) and blocked shots (7) in win over Wake Forest; had four dunks, including a follow jam in the second half that was named SportsCenter’s top play on ESPN.
- Scored six points and grabbed seven rebounds in 25 minutes of action at NC State.
- Posted 15 points and made 5-of-9 field goals and 3-of-4 free throws at Florida State; added game-high six rebounds in 32 minutes of play.
- Made career-high 5-of-7 from long distance and tied career-high with 17 points in home win over Virginia Tech; made first three from long range and added an exciting follow dunk in the second half that brought the Littlejohn crowd to its feet.
- Scored team-high 15 against Georgia Tech on Jan. 29 and sank two free throws inside the final 20 seconds to preserve Clemson’s three-point win.
- Only double figure scorer for the Tigers against Virginia on Feb. 7 with 10 points.
- Produced 12 points in 35 minutes, with a game-high five blocked shots, in Feb. 10 game against NC State.
- Scored game-high 14 points at Georgia Tech and hit a pair of clutch baskets late; added three blocked shots in 32 minutes off the bench.
- Injured his ankle prior to game against North Carolina and has missed Clemson’s last three contests.

McDaniels' Career Highs	
<b>Points:</b>	<b>17 vs. UTEP, 11/23/12; 17 vs. Virginia Tech, 1/27/13</b>
<b>Field Goals Made:</b>	<b>7 vs. Virginia Tech, 2/4/12</b>
<b>Field Goal Attempts:</b>	<b>14 vs. Arizona, 12/8/12</b>
<b>Field Goal %:</b>	<b>.800 (4-5) vs. Georgia Tech, 2/21/12</b>
<b>3-Pointers Made:</b>	<b>5 vs. Virginia Tech, 1/27/13</b>
<b>3-Point Attempts:</b>	<b>7 vs. Virginia Tech, 1/27/13</b>
<b>Free Throws Made:</b>	<b>7 vs. Furman, 11/16/12; 7 vs. South Carolina, 12/2/12</b>
<b>Free Throw Attempts:</b>	<b>9 vs. South Carolina, 12/2/12</b>
<b>Rebounds:</b>	<b>9 vs. Wake Forest, 1/15/13; 9 vs. Miami, 2/17/13</b>
<b>Offensive Rebounds:</b>	<b>7 vs. Florida State, 3/4/12</b>
<b>Assists:</b>	<b>2 vs. Virginia Tech, 2/4/12; 2 vs. Presbyterian, 11/12/12</b>
<b>Blocked Shots:</b>	<b>7 vs. Wake Forest, 1/15/13</b>
<b>Steals:</b>	<b>4 vs. Florida State, 3/4/12</b>
<b>Minutes:</b>	<b>35 vs. NC State, 2/10/13</b>

McDANIELS GAME-BY-GAME																									
Opponent	Date	Sts	Min.	Field Goals			3-PT			Rebounds					Avg.	PF	DQ	A	TO	BK	S	Pts.	Avg.		
				FG	FGA	Pct.	FG	FGA	Pct.	FT	FTA	PCT	OR	DR	TOT										
PRESBYTERIAN	11/12/12	*	24	3	6	.500	2	3	.667	0	0	.000	2	4	4.0	2	0	1	2	0	4	0	8	8.0	
at Furman	11/16/12	*	24	2	5	.400	0	1	.000	7	8	.875	2	2	4	4.0	2	0	1	2	0	2	11	9.5	
vs Gonzaga	11/22/12	*	19	3	7	.429	1	4	.250	1	2	.500	1	3	4	4.0	3	0	1	4	3	0	8	9.0	
vs UTEP	11/23/12	*	30	6	8	.750	4	4	1.000	1	2	.500	1	5	6	4.5	2	0	0	2	0	2	17	11.0	
vs MARIIST	11/25/12	*	29	4	9	.444	0	2	.000	0	0	.000	2	3	5	4.6	2	0	1	3	1	3	8	10.4	
PURDUE	11/28/12	*	31	6	12	.500	2	5	.400	1	3	.333	2	4	6	4.8	1	0	1	0	3	2	15	11.2	
at South Carolina	12/2/12	*	30	4	11	.364	1	3	.333	7	9	.778	1	6	7	5.1	4	0	1	1	5	1	16	11.9	
ARIZONA	12/8/12	*	31	5	14	.357	1	5	.200	2	2	1.000	2	2	4	5.0	3	0	1	1	4	2	13	12.0	
FLORIDA A&M	12/15/12	*	20	4	8	.500	0	2	.000	3	3	1.000	0	6	6	5.1	1	0	1	1	1	1	11	11.9	
at Coastal Carolina	12/19/12	*	29	3	7	.429	1	5	.200	0	0	.000	0	5	5	5.1	2	0	1	1	0	2	7	11.4	
SC STATE	12/23/12	*	21	4	8	.500	2	6	.333	0	0	.000	2	1	3	4.9	1	0	1	2	2	1	10	11.3	
THE CITADEL	1/1/13		14	4	8	.500	0	3	.000	1	2	.500	1	1	2	4.7	0	0	0	1	1	2	9	11.1	
FLORIDA STATE	1/5/13	*	30	5	12	.417	1	4	.250	4	6	.667	2	2	4	4.6	3	0	1	2	1	1	15	11.4	
at Duke	01/08/13	*	27	3	12	.250	0	2	.000	0	2	.000	2	3	5	4.6	4	0	0	5	1	2	6	11.0	
VIRGINIA	1/12/13	*	31	0	0	.000	0	0	.000	6	8	.750	0	3	3	4.5	2	0	1	4	3	0	6	10.7	
WAKE FOREST	1/15/13	*	31	6	13	.462	1	5	.200	1	3	.333	2	7	9	4.8	1	0	1	0	7	2	14	10.9	
at NC State	01/20/13	*	25	2	9	.222	2	6	.333	0	0	.000	3	4	7	4.9	4	0	1	0	1	0	6	10.6	
at Florida State	01/24/13	*	32	5	9	.556	2	5	.400	3	4	.750	4	2	6	5.0	2	0	0	2	1	0	15	10.8	
VIRGINIA TECH	1/27/13	*	27	6	9	.667	5	7	.714	0	0	.000	2	3	5	5.0	4	0	1	0	2	2	17	11.2	
GEORGIA TECH	1/29/13	*	33	5	11	.455	1	5	.200	4	6	.667	4	1	5	5.0	0	0	0	0	1	2	15	11.4	
at Boston College	2/2/13	*	30	3	6	.500	0	1	.000	0	0	.000	2	2	4	5.0	4	0	0	2	1	1	6	11.1	
at Virginia	02/07/13	*	30	4	10	.400	1	3	.333	1	1	1.000	1	1	2	4.8	2	0	0	1	1	0	10	11.0	
NC STATE	2/10/13	*	35	4	12	.333	2	5	.400	2	2	1.000	3	3	6	4.9	2	0	1	2	5	0	12	11.1	
at Georgia Tech	2/14/13	*	32	4	11	.364	0	2	.000	6	8	.750	1	0	1	4.7	4	0	0	2	3	1	14	11.2	
MIAMI	2/17/13	*	33	1	11	.091	0	2	.000	1	3	.333	4	5	9	4.9	1	0	1	2	1	2	3	10.9	
at Maryland	02/23/13	*	20	3	7	.429	1	2	.500	0	0	.000	0	5	5	4.9	2	0	0	3	1	0	7	10.7	
NORTH CAROLINA	2/28/13		DNP																						
at Virginia Tech	3/2/13		DNP																						
BOSTON COLLEGE	3/5/13		DNP																						
<b>Totals</b>			<b>24</b>	<b>718</b>	<b>99</b>	<b>235</b>	<b>.421</b>	<b>30</b>	<b>92</b>	<b>.326</b>	<b>51</b>	<b>74</b>	<b>.689</b>	<b>46</b>	<b>81</b>	<b>127</b>	<b>4.9</b>	<b>57</b>	<b>0</b>	<b>18</b>	<b>43</b>	<b>53</b>	<b>31</b>	<b>279</b>	<b>10.7</b>

# PLAYER BIO UPDATES



**#33 JOSH SMITH**  
 Charlotte, NC • Olympic HS  
 6-8 • 260 • F • Freshman

- Played the final three minutes of Clemson's season opener against Presbyterian and snagged three defensive rebounds for the Tigers.
- Logged three minutes at Furman.
- Came off the bench to play nine minutes against No. 16/17 Gonzaga and responded with a pair of inside baskets.
- Played four minutes off the bench versus Purdue.
- Totaled 16 minutes at South Carolina and helped the

Tigers to a road win over the Gamecocks.

- Scored four points and added two rebounds in nine minutes against Florida A&M.
- Posted four against SC State, which included a fastbreak dunk in the second half.
- Produced three points on free throws and a season-high five rebounds in the win over The Citadel on New Year's Day.
- Scored a bucket in the second half at Florida State; played 10 minutes in the game at Tallahassee on Jan. 24.


## Smith's Career Highs

Points:	4 vs. many (3), last vs. SC State, 12/23/12
Field Goals Made:	2 vs. many (3), last vs. SC State, 12/23/12
Field Goal Attempts:	3 vs. Florida A&M, 12/15/12; 3 vs. SC State, 12/23/12
Field Goal %:	N/A
3-Pointers Made:	N/A
3-Point Attempts:	N/A
Free Throws Made:	3 vs. The Citadel, 1/1/13
Free Throw Attempts:	4 vs. The Citadel, 1/1/13
Rebounds:	5 vs. The Citadel, 1/1/13
Offensive Rebounds:	2 vs. The Citadel, 1/1/13
Assists:	N/A
Blocked Shots:	N/A
Steals:	1 vs. South Carolina, 12/2/12; 1 vs. The Citadel, 1/1/13
Minutes:	16 vs. South Carolina, 12/2/12

## SMITH GAME-BY-GAME

Opponent	Date	Sts	Min.	Field Goals			3-PT			FT	FTA	PCT	Rebounds			Avg.	PF	DQ	A	TO	BK	S	Pts.	Avg.
				FG	FGA	Pct.	FG	FGA	Pct.				OR	DR	TOT									
PRESBYTERIAN	11/12/12	3	0	0	0	.000	0	0	.000	0	0	.000	0	3	3	3.0	0	0	0	0	0	0	0	0.0
at Furman	11/16/12	3	0	0	0	.000	0	0	.000	0	0	.000	0	0	0	1.5	1	0	0	0	0	0	0	0.0
vs Gonzaga	11/22/12	9	2	2	1.000	0	0	.000	0	0	.000	0	2	2	1.7	1	0	0	2	0	0	4	1.3	
vs UTEP	11/23/12	1	0	0	.000	0	0	.000	0	0	.000	0	0	0	1.3	0	0	0	0	0	0	0	1.0	
vs MARISETTA	11/25/12	DNP																						
PURDUE	11/28/12	4	0	0	.000	0	0	.000	0	0	.000	0	0	0	1.0	0	0	0	0	0	0	0	0	0.8
at South Carolina	12/2/12	15	0	0	.000	0	0	.000	0	0	.000	1	0	1	1.0	2	0	0	0	0	1	0	0	0.7
ARIZONA	12/8/12	6	0	1	.000	0	0	.000	0	0	.000	0	0	0	0.9	1	0	0	1	0	0	0	0	0.6
FLORIDA A&M	12/15/12	9	2	3	.667	0	0	.000	0	0	.000	1	1	2	1.0	1	0	0	0	0	0	4	1.0	
at Coastal Carolina	12/19/12	DNP																						
SC STATE	12/23/12	8	2	3	.667	0	0	.000	0	0	.000	1	2	3	1.2	0	0	0	1	0	0	4	1.3	
THE CITADEL	1/1/13	8	0	1	.000	0	0	.000	3	4	.750	2	3	5	1.6	1	0	0	0	0	1	3	1.5	
FLORIDA STATE	1/5/13	DNP																						
at Duke	01/08/13	1	0	0	.000	0	0	.000	0	0	.000	0	0	0	1.5	1	0	0	0	0	0	0	0	1.4
VIRGINIA	1/12/13	DNP																						
WAKE FOREST	1/15/13	DNP																						
at NC State	1/20/13	DNP																						
at Florida State	01/24/13	10	1	2	.500	0	0	.000	0	0	.000	0	1	1	1.4	2	0	0	1	0	0	2	1.4	
VIRGINIA TECH	1/27/13	DNP																						
GEORGIA TECH	1/29/13	3	0	0	.000	0	0	.000	0	0	.000	0	1	1	1.4	1	0	0	0	0	0	0	0	1.3
at Boston College	2/2/13	DNP																						
at Virginia	02/07/13	6	0	1	.000	0	0	.000	0	0	.000	1	1	2	1.4	0	0	0	0	0	0	0	0	1.2
NC STATE	2/10/13	DNP																						
at Georgia Tech	2/14/13	DNP																						
MIAMI	2/17/13	3	0	1	.000	0	0	.000	0	0	.000	1	0	1	1.4	0	0	0	0	0	0	0	0	1.1
at Maryland	02/23/13	3	0	0	.000	0	0	.000	0	0	.000	0	0	0	1.3	0	0	0	0	0	0	0	0	1.1
NORTH CAROLINA	2/28/13	DNP																						
at Virginia Tech	3/2/13	DNP																						
BOSTON COLLEGE	3/5/13	DNP																						
<b>Totals</b>		<b>0</b>	<b>92</b>	<b>7</b>	<b>14</b>	<b>.500</b>	<b>0</b>	<b>0</b>	<b>.000</b>	<b>3</b>	<b>4</b>	<b>.750</b>	<b>7</b>	<b>14</b>	<b>21</b>	<b>1.3</b>	<b>11</b>	<b>0</b>	<b>0</b>	<b>5</b>	<b>0</b>	<b>2</b>	<b>17</b>	<b>1.1</b>

# PLAYER BIO UPDATES



**#35 LANDRY NNOKO**  
Yaounde, Cameroon • Montverde Academy (FL)  
6-10 • 245 • C • Freshman

- Came off the bench to play 16 minutes in the season opener against Presbyterian; contributed a point, three rebounds and one block.
- Posted six points and two offensive rebounds in 13 minutes of play at Furman.
- Grabbed four offensive rebounds and had a spectacular blocked shot in 12 minutes against No. 16/17 Gonzaga in the first round of the Old Spice Classic.

- Logged 13 minutes off the bench against No. 8 Arizona and blocked a shot and collected a steal as well.
- Played 10 minutes against Florida A&M and contributed a hook shot and two rebounds.
- Sank a pair of free throws in road game against Coastal Carolina.
- Posted four points, three rebounds and two blocks in 14 minutes against SC State.
- Had eight points and four rebounds in 18 minutes of play versus The Citadel.
- Played eight minutes against Wake Forest and grabbed three rebounds and blocked a shot.
- Contributed two offensive rebounds and a dunk in seven minutes of play against Georgia Tech on Jan. 29.
- Snagged a pair of rebounds in nine minutes against NC State on Feb. 10 and also versus Miami a week later.
- Played seven minutes versus North Carolina and responded with four points and three rebounds; made 2-of-3 shots in the game.

## Nnoko's Career Highs

<b>Points:</b>	<b>8 vs. The Citadel, 1/1/13</b>
<b>Field Goals Made:</b>	<b>3 vs. Furman, 11/16/12; 3 vs. The Citadel, 1/1/13</b>
<b>Field Goal Attempts:</b>	<b>5 vs. Furman, 11/16/12; 5 vs. The Citadel, 1/1/13</b>
<b>Field Goal %:</b>	<b>.600 (3-5) vs. Furman, 11/16/12; .600 (3-5) vs. The Citadel, 1/1/13</b>
<b>3-Pointers Made:</b>	N/A
<b>3-Point Attempts:</b>	N/A
<b>Free Throws Made:</b>	<b>2 vs. many (3), last vs. The Citadel, 1/1/13</b>
<b>Free Throw Attempts:</b>	<b>2 vs. many (5), last vs. The Citadel, 1/1/13</b>
<b>Rebounds:</b>	<b>5 vs. Gonzaga, 11/22/12</b>
<b>Offensive Rebounds:</b>	<b>4 vs. Gonzaga, 11/22/12</b>
<b>Assists:</b>	<b>1 vs. SC State, 12/23/12</b>
<b>Blocked Shots:</b>	<b>2 vs. SC State, 12/23/12</b>
<b>Steals:</b>	<b>1 vs. Arizona, 12/8/12; 1 vs. Virginia, 2/7/13</b>
<b>Minutes:</b>	<b>18 vs. The Citadel, 1/1/13</b>

## NNOKO GAME-BY-GAME

Opponent	Date	Sts	Min.	Field Goals			3-PT			FT	FTA	PCT	Rebounds			Avg.	PF	DQ	A	TO	BK	S	Pts.	Avg.
				FG	FGA	Pct.	FG	FGA	Pct.				OR	DR	TOT									
PRESBYTERIAN	11/12/12	16	0	2	.000	0	0	.000	1	2	.500	1	2	3	3.0	2	0	0	2	1	0	1	1.0	
at Furman	11/16/12	13	3	5	.600	0	0	.000	0	0	.000	2	0	2	2.5	2	0	0	0	1	0	6	3.5	
vs Gonzaga	11/22/12	12	0	3	.000	0	0	.000	0	0	.000	4	1	5	3.3	3	0	0	0	1	0	0	2.3	
vs UTEP	11/23/12	6	0	0	.000	0	0	.000	0	0	.000	0	0	0	2.5	1	0	0	0	0	0	0	1.8	
vs MARISET	11/25/12	4	0	1	.000	0	0	.000	0	2	.000	1	1	2	2.4	1	0	0	0	0	0	0	1.4	
PURDUE	11/28/12	3	0	0	.000	0	0	.000	0	0	.000	0	0	0	2.0	0	0	0	0	0	0	0	1.2	
at South Carolina	12/2/12	1	0	0	.000	0	0	.000	0	0	.000	0	0	0	1.7	0	0	0	0	0	0	0	1.0	
ARIZONA	12/8/12	13	0	0	.000	0	0	.000	0	0	.000	0	1	1	1.6	3	0	0	0	1	1	0	0.9	
FLORIDA A&M	12/15/12	10	1	3	.333	0	0	.000	0	0	.000	1	1	2	1.7	2	0	0	4	0	0	2	1.0	
at Coastal Carolina	12/19/12	3	0	0	.000	0	0	.000	2	2	1.000	0	0	0	1.5	0	0	0	0	0	0	2	1.1	
SC STATE	12/23/12	14	1	2	.500	0	0	.000	2	2	1.000	2	1	3	1.6	0	0	1	2	2	0	4	1.4	
THE CITADEL	1/1/13	18	3	5	.600	0	0	.000	2	2	1.000	3	1	4	1.8	1	0	0	2	1	0	8	1.9	
FLORIDA STATE	1/5/13	2	0	0	.000	0	0	.000	0	0	.000	0	1	1	1.8	0	0	0	1	0	0	0	1.8	
at Duke	01/08/12	5	0	0	.000	0	0	.000	0	0	.000	0	0	0	1.6	0	0	0	0	0	0	0	1.6	
VIRGINIA	1/12/13	4	1	1	1.000	0	0	.000	0	0	.000	0	0	0	1.5	0	0	0	0	0	0	2	1.7	
WAKE FOREST	1/15/13	8	0	1	.000	0	0	.000	0	0	.000	0	3	3	1.6	2	0	0	1	1	0	0	1.6	
at NC State	01/20/13	1	0	0	.000	0	0	.000	0	0	.000	0	1	1	1.6	1	0	0	0	0	0	0	1.5	
at Florida State	01/24/13	3	0	0	.000	0	0	.000	0	0	.000	0	0	0	1.5	4	0	0	1	0	0	0	1.4	
VIRGINIA TECH	1/27/13	2	0	0	.000	0	0	.000	0	0	.000	1	1	2	1.5	0	0	0	0	0	0	0	1.3	
GEORGIA TECH	1/29/13	7	1	2	.500	0	0	.000	0	0	.000	2	0	2	1.6	0	0	0	0	0	0	2	1.4	
at Boston College	2/2/13	2	0	1	.000	0	0	.000	0	0	.000	1	1	2	1.6	0	0	0	0	0	0	0	1.3	
at Virginia	02/07/13	6	0	1	.000	0	0	.000	0	0	.000	1	0	1	1.5	0	0	0	1	0	1	0	1.2	
NC STATE	2/10/13	9	0	2	.000	0	0	.000	0	0	.000	1	1	2	1.6	0	0	0	0	0	0	0	1.2	
at Georgia Tech	2/14/13	3	0	0	.000	0	0	.000	0	0	.000	0	0	0	1.5	1	0	0	0	0	0	0	1.1	
MIAMI	2/17/13	4	0	0	.000	0	0	.000	0	0	.000	0	2	2	1.5	0	0	0	0	0	0	0	1.1	
at Maryland	02/23/13	7	0	2	.000	0	0	.000	0	0	.000	0	1	1	1.5	0	0	0	1	0	0	0	1.0	
NORTH CAROLINA	2/28/13	8	2	3	.667	0	0	.000	0	0	.000	2	1	3	1.6	1	0	0	0	0	0	4	1.1	
at Virginia Tech	03/02/13	6	0	1	.000	0	0	.000	0	0	.000	0	0	0	1.5	0	0	0	0	0	0	0	1.1	
BOSTON COLLEGE	3/5/13	2	0	0	.000	0	0	.000	0	0	.000	0	0	0	1.4	0	0	0	0	0	0	0	1.1	
<b>Totals</b>		<b>0</b>	<b>192</b>	<b>12</b>	<b>35</b>	<b>.343</b>	<b>0</b>	<b>0</b>	<b>.000</b>	<b>7</b>	<b>10</b>	<b>.700</b>	<b>22</b>	<b>20</b>	<b>42</b>	<b>1.4</b>	<b>24</b>	<b>0</b>	<b>1</b>	<b>15</b>	<b>8</b>	<b>2</b>	<b>31</b>	<b>1.1</b>

















# 2012-13 BOXSCORES

## Game #29: Boston College 68, Clemson 61

Mar. 5, 2013 at Littlejohn Coliseum, Clemson, SC

Boston College 14-16, 6-11

##	Player	tot-fg		3-pt		rebounds			pf	tp	a	to	bk	s	min			
		fg	fga	fg	fga	ft	fta	of								de	tot	
04	Odio, Eddie	f	3	10	0	3	2	5	1	6	7	4	8	1	2	0	1	34
12	Anderson, Ryan	f	7	16	0	0	4	7	5	6	11	2	18	0	0	0	0	25
21	Hanlan, Olivier	g	5	10	2	3	12	14	1	4	5	0	24	3	2	0	0	35
25	Rahon, Joe	g	4	5	1	2	1	1	0	7	7	1	10	3	2	0	0	36
33	Heckmann, Patrick	g	3	5	0	1	0	0	0	2	2	4	6	0	1	0	0	25
15	Van Nest, Andrew	1	3	0	1	0	0	0	0	0	0	1	2	2	0	0	0	6
20	Jackson, Lonnie	0	2	0	2	0	0	0	1	2	3	1	0	0	0	0	2	24
24	Clifford, Dennis	0	0	0	0	0	0	0	0	2	2	0	0	2	2	1	1	14
31	Rubin, Danny	0	0	0	0	0	0	0	0	0	0	0	0	0	0	0	0	1
TEAM																		
Totals.....		23	51	3	12	19	27	8	29	37	13	68	11	9	1	4	200	
TOTAL FG%		1st Half: 11-31 35.5%			2nd Half: 12-20 60.0%			Game: 45.1%			DEADBALL							
3-Pt. FG%		1st Half: 2-10 20.0%			2nd Half: 1-2 50.0%			Game: 25.0%			REBOUNDS							
F Throw %		1st Half: 3-4 75.0%			2nd Half: 16-23 69.6%			Game: 70.4%			3							

Clemson 13-16, 5-12

##	Player	tot-fg		3-pt		rebounds			pf	tp	a	to	bk	s	min			
		fg	fga	fg	fga	ft	fta	of								de	tot	
24	Jennings, Milton	f	8	15	1	5	1	2	0	7	7	3	18	2	2	1	1	32
31	Booker, Devin	c	8	13	0	0	3	5	2	6	8	4	19	1	2	2	1	38
03	Filer, Adonis	g	2	9	0	5	0	1	0	2	2	4	4	1	0	0	0	27
12	Hall, Rod	g	2	4	0	1	0	0	1	3	4	3	4	6	2	0	1	35
20	Roper, Jordan	g	2	9	1	4	0	0	0	2	2	3	5	1	1	0	1	31
21	Harrison, Damarcus	4	9	1	1	2	2	3	5	8	1	11	3	1	0	0	29	
22	Sullivan, Bernard	0	0	0	0	0	0	0	0	0	0	1	0	0	1	0	6	
35	Nnoko, Landry	0	0	0	0	0	0	0	0	0	0	0	0	0	0	0	2	
TEAM																		
Totals.....		26	59	3	16	6	10	7	25	32	19	61	14	9	3	4	201	
TOTAL FG%		1st Half: 13-26 50.0%			2nd Half: 13-33 39.4%			Game: 44.1%			DEADBALL							
3-Pt. FG%		1st Half: 2-7 28.6%			2nd Half: 1-9 11.1%			Game: 18.8%			REBOUNDS							
F Throw %		1st Half: 1-2 50.0%			2nd Half: 5-8 62.5%			Game: 60.0%			1							

Officials: Gary Maxwell, Sean Hull, Patrick Adams  
 Technical fouls: Boston College-None. Clemson-None.  
 Attendance: 7102

Score by Periods	1st	2nd	Total
Boston College	27	41	68
Clemson	29	32	61