



# 2015 MIAMI BASEBALL GAME NOTES

Miami Athletic Communications • 5821 San Amaro Drive • Coral Gables, FL 33146

HurricaneSports.com • Facebook: Facebook.com/TheUBaseball • Twitter: @CanesBaseball • Instagram: @TheUBaseball

Home to Four National Championships (1982, 1985, 1999, 2001) and 42 Consecutive NCAA Postseason Appearances

## GAME INFORMATION

Date: May 6, 2015

Game Time: 7:00 p.m.

Site: Coral Gables, Fla. / Mark Light Field (4,999)

Video: Canes All-Access (HurricaneSports.com) (\$)

UM Student Radio: WVUM 90.5 FM | WVUM.org (all games)

Live Stats: HurricaneSports.com

Twitter Updates: @CanesBaseball / @HurricaneSports

Postgame Recap: HurricaneSports.com

Series History: Miami leads, 29-5

Coral Gables: Miami leads, 29-5

Daytona Beach: N/A

Neutral Site: N/A

First Meeting: Feb. 15, 1983 - Miami won, 12-3

Last Meeting: April 1, 2015 - Miami won, 13-3

Streak: Miami, four wins

## #12 MIAMI 34-13, 19-8 ACC

2014: 44-19, 24-6 ACC (first place, Coastal)

Last Game: May 3, 2015  
9-3 win, at Pittsburgh

Head Coach: Jim Morris (Elon, 1973)  
DI Career: 1,469-644-4 (34th season)  
at UM: 965-377-3 (22nd season)

Projected Starter: SO LHP Danny Garcia (6-1, 2.92 ERA)

## BETHUNE-COOKMAN 16-37, 14-10 MEAC

2014: 27-33, 14-10 MEAC  
Last Game: May 3, 2015  
5-6 loss, Savannah State

Head Coach: Jason Beverlin (Western Carolina, 1994)  
DI Career: 110-122 (fourth season)  
at B-CU: 110-122 (fourth season)

Projected Starter: JR RHP Michael Austin (3-2, 5.36 ERA)

## UM ATHLETICS COMMUNICATIONS

Camron Ghorbi (Miami, 2011)  
c.ghorbi@miami.edu | @CamronGhorbi  
(305) 284-3230 (office)  
(786) 877-7329 (cell)



## GAME 48

CORAL GABLES, FLA. (ALEX RODRIGUEZ PARK AT MARK LIGHT FIELD)



## #12 MIAMI HURRICANES (34-13, 19-8 ACC)

Head Coach: Jim Morris (Elon, 1973)

Career Division I Record: 1,469-644-4 (34th season) | Record at Miami: 965-377-3 (22nd season)



VS.

## BETHUNE-COOKMAN WILDCATS (16-37, 14-10 MEAC)

Head Coach: Jason Beverlin (Western Carolina, 1994)

Career Division I Record: 110-122 (fourth season) | Record at B-CU: 110-122 (fourth season)

## MIDWEEK STORYLINES & NOTABLES

- No. 12 Miami opens an **eight-game homestand** to close the regular season **Wednesday** against **Bethune-Cookman**.
- Miami is ranked in the **top 20 of every college baseball poll**. The Hurricanes check in at #8 in *Collegiate Baseball Newspaper*, #10 by *Perfect Game*, #12 in the Coaches' Poll, #13 by *D1Baseball*, #13 by NCBWA & #17 by *Baseball America*.
- The Hurricanes have a **four-game lead** in the ACC's Coastal Division with a **19-8 ACC record**; Miami is **34-13 overall**.
- Miami opened the week with the **second-best team batting average** (.304) and **fourth-best staff ERA** (3.27) in the ACC.
- The Hurricanes' "**Magic Number**" to clinch the ACC's Coastal Division for the second year in a row is **1**.
- Based on the latest rankings from *WarrenNolan.com*, Miami has the **#2 strength of schedule** nationwide and **#3 RPI**.
- Jim Morris became just the **eighth coach** in Division I baseball history to accumulate **1,400** wins last year. With a 9-5 win over **Louisville** in March 2015, Morris moved into **seventh in all-time wins (1,445)** for a coach at a four-year college.
- Sophomore **Willie Abreu** carries a **team-best 13-game hitting streak** into Wednesday's game vs. the Wildcats.
- Junior lefthander **Thomas Woodrey** has tossed at least **6.0 innings** in all 11 of his outings this year - **his first as a starter**.
- Junior **David Thompson** was named to the **Golden Spikes Award Midseason Watch List** (top amateur player) in mid-April.
- Sophomore closer **Bryan Garcia** ranks **fifth** in UM history with **24 saves**; **nine saves** in 2015 are **third-most** in the ACC.
- Miami captured the **2014 ACC Baseball Regular Season Championship**, finishing atop the ACC with a **24-6 record**.
- Miami's streak of **42 consecutive NCAA postseason appearances** is the longest active streak in Division I athletics.

## PROJECTED STARTERS



Miami:  
LHP **Danny Garcia**  
6-1, 2.92 ERA



Bethune-Cookman:  
RHP **Michael Austin**  
3-2, 5.36 ERA

## TOP PERFORMERS



### SO OF Willie Abreu

- Hitting .441 over last 10 games
- Elected one of two team co-captains
- On career-best 13-game hitting streak
- Led team w/ .444 average against Pitt
- Topped '14 totals: runs, homers & RBI
- One of five regulars hitting over .300



### SR RHP Daniel Briggs

- One of Miami's top RH relievers
- 0 runs in last 8 appearances (10.1 IP)
- .120 B/AVG is best among all pitchers
- 16 appearances is fourth-most
- Played club baseball first 3 years at UM
- Will attend Miami Med School this fall

## POTENTIAL STARTING LINEUP

Pos.	#	Player	AVG	AB	R	H	2B	3B	HR	RBI	SB-SBA
C	40	Garrett Kennedy	.344	151	33	52	7	1	5	31	1-1
1B	17	Christopher Barr	.285	130	20	37	6	3	0	12	7-7
2B	7	George Iskenderian	.373	185	51	69	10	2	3	39	16-16
SS	51	Brandon Lopez	.326	92	15	30	4	2	0	14	0-0
3B	8	David Thompson	.320	181	37	58	14	2	11	56	1-3
LF	45	Carl Chester	.263	171	31	45	8	1	4	21	10-13
CF	2	Ricky Eusebio	.283	173	45	49	10	2	2	21	13-16
RF	13	Willie Abreu	.310	158	31	49	8	0	3	33	4-4
DH	0	Zack Collins	.275	171	39	47	6	4	9	36	7-8

## UNIVERSITY INFORMATION

Location	Coral Gables, Fla.
Enrollment	15,629
Founded	1925
Nickname	Hurricanes
Colors	Orange (PMS 1665), Green (PMS 3435) and White
President	Donna E. Shalala
Athletics Director	Blake James
Conference	Atlantic Coast Conference
Stadium / Capacity	Alex Rodriguez Park at Mark Light Field / 4,999

## BASEBALL COACHING / SUPPORT STAFF

Head Coach	Jim Morris
Record at Miami / Seasons	965-377-3 (.717) / 21
Career Division I Record / Seasons	1,469-644-4 (.694) / 33
Career Coaching Record / Seasons	1,600-684-4 (.698) / 37

Assistant Coach / Recruiting Coordinator / Hitting	Gino DiMare (Miami, 1998)
Assistant Coach / Pitching	J.D. Arteaga (Miami, 2002)
Assistant Coach / Catchers	Michael DeLucia (Campbell, 2013)

Strength & Conditioning Coach	Brian Gabriel (Incarnate Word, 1996)
Athletic Trainer	Kenny Johnson (FIU, 2009)
Director of Baseball Operations / Camps	Robert "G.M." McDaniel (FIU, 2003)

## PROGRAM HISTORY

First Year of Baseball	1940
All-Time Program Record	2,439-986-18 (.708)
College World Series Appearances / Last	23 / 2008
College World Series Record	47-38 (.553)
NCAA Regional Appearances/ Last	43 / 2014
NCAA Regional Record	119-43 (.734)
Last Postseason Opponent	Texas Tech / 2014 Coral Gables Regional

## TEAM INFORMATION

2014 Overall Record	44-19
2014 ACC Record / Finish	24 - 6 / 1st Place (Coastal Division, ACC)
Letterwinners Returning / Lost	21 / 12

## POSTSEASON HISTORY

**National Championships:** 4 (1982, 1985, 1999, 2001)  
**ACC Championships:** 1 (2008)  
**College World Series Appearances:** 23 (1974, 1978, 1979, 1980, 1981, 1982, 1984, 1985, 1986, 1988, 1989, 1992, 1994, 1995, 1996, 1997, 1998, 1999, 2001, 2003, 2004, 2006, 2008)  
**Super Regional Appearances:** 10 (1999, 2000, 2001, 2002, 2003, 2004, 2005, 2006, 2008, 2010)  
**Super Regional Titles:** 6 (1999, 2001, 2003, 2004, 2006, 2008)  
**NCAA Regional Appearances:** 43 (1971, 1973, 1974, 1975, 1976, 1977, 1978, 1979, 1980, 1981, 1982, 1983, 1984, 1985, 1986, 1987, 1988, 1989, 1990, 1991, 1992, 1993, 1994, 1995, 1996, 1997, 1998, 1999, 2000, 2001, 2002, 2003, 2004, 2005, 2006, 2007, 2008, 2009, 2010, 2011, 2012, 2013, 2014)  
**NCAA Regional Titles:** 27 (1974, 1978, 1979, 1980, 1981, 1982, 1984, 1985, 1986, 1988, 1989, 1992, 1994, 1995, 1996, 1997, 1998, 1999, 2001, 2002, 2003, 2004, 2005, 2006, 2008, 2010)

## 2015 SCHEDULE (34-13, 19-8 ACC)

### FEBRUARY (8-3)

DATE	DAY	OPPONENT	TIME (ET)	RESULT
Feb. 13	Friday	RUTGERS	7:00 p.m.	W (5-2)
Feb. 14	Saturday	RUTGERS (G1)	2:00 p.m.	W (9-5)
Feb. 14	Saturday	RUTGERS (G2)	7:00 p.m.	W (9-3)
Feb. 15	Sunday	RUTGERS	1:00 p.m.	W (25-4)
Feb. 18	Wednesday	at FAU	6:30 p.m.	L (3-5)
Feb. 20	Friday	at Florida	7:00 p.m.	L (3-4)
Feb. 21	Saturday	at Florida	7:30 p.m.	W (7-2)
Feb. 22	Sunday	at Florida	1:00 p.m.	L (1-2)
Feb. 25	Wednesday	BARRY	6:00 p.m.	W (5-3)
Feb. 27	Friday	WRIGHT STATE	7:00 p.m.	W (8-7)
Feb. 28	Saturday	WRIGHT STATE	7:00 p.m.	W (4-3)

### MARCH (12-6)

DATE	DAY	OPPONENT	TIME (ET)	RESULT
March 1	Sunday	WRIGHT STATE	1:00 p.m.	L (6-12)
March 3	Tuesday	at Miami Marlins ( <i>exhibition</i> )	1:05 p.m.	L (1-7)
March 4	Wednesday	FGCU	6:00 p.m.	W (7-3)
March 7	Saturday	at Louisville* (G1)	1:00 p.m.	L (6-9)
March 7	Saturday	at Louisville* (G2)	4:10 p.m.	W (9-5)
March 8	Sunday	at Louisville*	1:00 p.m.	L (4-5)
March 10	Tuesday	at FGCU	6:30 p.m.	W (15-4)
March 11	Wednesday	STETSON	6:00 p.m.	W (7-0)
March 13	Friday	NC STATE*	7:00 p.m.	W (3-2) (10)
March 14	Saturday	NC STATE*	7:00 p.m.	W (9-2)
March 15	Sunday	NC STATE*	1:00 p.m.	W (6-0)
March 17	Tuesday	ARMY	6:00 p.m.	W (9-1)
March 20	Friday	at Wake Forest*	6:00 p.m.	W (15-2)
March 21	Saturday	at Wake Forest*	4:00 p.m.	W (12-7)
March 22	Sunday	at Wake Forest*	1:00 p.m.	L (4-10)
March 25	Wednesday	FGCU	6:00 p.m.	L (1-8)
March 27	Friday	at North Carolina*	6:30 p.m.	W (4-3)
March 28	Saturday	at North Carolina*	3:00 p.m.	W (4-3) (11)
March 29	Sunday	at North Carolina*	1:00 p.m.	L (3-10)

### APRIL (11-4)

DATE	DAY	OPPONENT	TIME (ET)	RESULT
April 1	Wednesday	BETHUNE-COOKMAN	6:00 p.m.	W (13-3)
April 3	Friday	DUKE*	7:00 p.m.	W (4-3)
April 4	Saturday	DUKE*	7:00 p.m.	W (3-2)
April 5	Sunday	DUKE*	1:00 p.m.	W (10-0)
April 8	Wednesday	FAU	6:00 p.m.	W (4-3) (10)
April 10	Friday	VIRGINIA TECH*	7:00 p.m.	W (11-1)
April 11	Saturday	VIRGINIA TECH*	7:00 p.m.	W (14-4)
April 12	Sunday	VIRGINIA TECH*	1:00 p.m.	W (9-1)
April 15	Wednesday	UCF	6:00 p.m.	W (4-2)
April 17	Friday	at Virginia*	6:00 p.m.	L (4-5)
April 18	Saturday	at Virginia*	4:00 p.m.	L (2-5)
April 19	Sunday	at Virginia*	1:00 p.m.	W (8-6)
April 24	Friday	FLORIDA STATE*	7:00 p.m.	L (7-8) (17)
April 25	Saturday	FLORIDA STATE*	7:00 p.m.	L (5-15)
April 26	Sunday	FLORIDA STATE*	1:00 p.m.	W (12-0)

### MAY (3-0)

DATE	DAY	OPPONENT	TIME (ET)	RESULT
May 2	Saturday	at Pittsburgh* (G1)	1:00 p.m.	W (9-5)
May 2	Saturday	at Pittsburgh* (G2)	4:40 p.m.	W (12-0)
May 3	Sunday	at Pittsburgh	1:00 p.m.	W (9-3)
May 6	Wednesday	BETHUNE-COOKMAN	6:00 p.m.	
May 8	Friday	NEW YORK TECH	7:00 p.m.	
May 9	Saturday	NEW YORK TECH	7:00 p.m.	
May 10	Sunday	NEW YORK TECH	1:00 p.m.	
May 12	Tuesday	FAU	6:00 p.m.	
May 14	Thursday	GEORGIA TECH*	7:00 p.m.	
May 15	Friday	GEORGIA TECH*	7:00 p.m.	
May 16	Saturday	GEORGIA TECH*	1:00 p.m.	

May 20-24 2015 ACC Championship (Durham, N.C)  
 May 30 - June 25 2015 NCAA Baseball Championship

# U BASEBALL

## 2015 UNIVERSITY OF MIAMI BASEBALL ROSTER

No.	Name	Pos.	B/T	HT.	WT.	Year	Hometown / High School / Previous School
0	Zack Collins	C	L/R	6-3	220	Soph.	Pembroke Pines, Fla. / American Heritage
2	Ricky Eusebio	OF	R/R	5-11	195	Jr.	Homestead, Fla. / Gulliver Prep
4	Johnny Ruiz	INF	L/R	5-11	195	Soph.	Coral Gables, Fla. / Westminster Christian
7	George Iskenderian	INF	R/R	6-0	190	Jr.	Englewood Cliffs, N.J. / Don Bosco Prep (Indian River CC)
8	David Thompson	3B	R/R	6-2	220	Jr.	Miami, Fla. / Westminster Christian
10	Justin Smith	OF	R/R	6-2	205	Fr.	St. John's, Fla. / Bartram Trail
13	Willie Abreu	OF	L/L	6-4	225	Soph.	Hialeah, Fla. / Mater Academy
14	Danny Garcia	LHP	L/L	6-1	195	Soph.	Miami, Fla. / Westwood Christian
17	Christopher Barr	1B/OF	L/L	6-1	200	R-Soph.	Royal Palm Beach, Fla. / Royal Palm Beach
18	Michael Mediavilla	LHP	L/L	6-5	225	Fr.	Hialeah, Fla. / Mater Academy
19	Bryan Garcia	RHP	R/R	6-1	205	Soph.	Miami, Fla. / Christopher Columbus
22	Luke Spangler	LHP	L/L	6-0	160	Fr.	Cape Coral, Fla. / Cape Coral
24	Jacob Heyward	OF	R/R	6-3	201	Soph.	McDonough, Ga. / Eagle's Landing Christian
27	Ryan Otero	RHP	R/R	6-5	205	R-Jr.	Coral Gables, Fla. / Ransom Everglades School
28	Malik Rosier	OF	R/R	6-3	213	Fr.	Mobile, Ala. / Faith Academy
30	Andrew Suarez	LHP	L/L	6-2	205	R-Jr.	Miami, Fla. / Christopher Columbus
31	Sam Abrams	RHP	R/R	5-9	175	Sr.	Miami, Fla. / Killian
32	Andy Honiotes	RHP	R/R	6-3	190	Fr.	Geneva, Ill. / Geneva Community
34	Derik Beauprez	RHP	L/R	6-5	233	Soph.	Cherry Hills Village, Colo. / Cherry Creek
35	Devin Meyer	RHP	L/R	6-3	180	Fr.	Coral Springs, Fla. / Coral Springs Christian Academy
37	Keven Pimentel	RHP	R/R	6-3	224	Fr.	Huntington Station, N.Y. / Montverde Academy
38	Daniel Briggi	RHP	R/R	6-0	190	Sr.	Croton, N.Y. / Hendrick Hudson
39	Cooper Hammond	RHP	R/R	6-3	205	Soph.	Venice, Fla. / Venice Senior
40	Garrett Kennedy	C	L/R	6-1	210	Sr.	Davie, Fla. / Archbishop McCarthy
42	Edgar Michelangeli	INF	R/R	6-1	210	R-Soph.	Miami, Fla. / Florida Christian
43	Thomas Woodrey	LHP	L/L	6-3	205	Jr.	Lighthouse Point, Fla. / Cardinal Gibbons
44	Peter Crocitto	1B	R/R	6-0	205	Fr.	Palm City, Fla. / South Fork
45	Carl Chester	OF	R/R	6-0	190	Fr.	Longwood, Fla. / Lake Brantley
47	Enrique Sosa	RHP	R/R	5-10	180	Jr.	Panama City, Panama / Acad. Interamericana de Panama
49	Daniel Epstein	LHP	L/L	6-0	160	Fr.	Weston, Fla. / University School
51	Brandon Lopez	SS	R/R	6-1	190	Jr.	Miramar, Fla. / American Heritage
52	Daniel Sayles	LHP	L/L	6-4	212	Sr.	Wauwatosa, Wisc / Wauwatosa E / Sac. City College
55	Jesse Lepore	RHP	R/R	6-4	210	Fr.	Beverly Hills, Fla. / Trinity Catholic

**Head Coach:** Jim Morris, Elon (1973), 22nd season

**Assistant Coaches:** Gino DiMare, Miami (1998), 16th season

J.D. Arteaga, Miami (2002), 13th season

Michael DeLucia, Campbell (2013), 1st season

**Strength & Conditioning Coach:** Brian Gabriel, Incarnate Word (1996), 2nd season

**Director of Baseball Operations & Camps:** Robert McDaniel, FIU (2003), 15th season

**Athletic Trainer:** Kenny Johnson, FIU (2009), 3rd season

### PRONUNCIATION GUIDE

Willie Abreu	uh-BRAY-oo
Derik Beauprez	boh-PRAY
Peter Crocitto	cruh-SHEE-toe
Ricky Eusebio	you-SAY-bee-oh
George Iskenderian	ehsk-in-DARE-ee-an
Jesse Lepore	le-POOR-ee
Michael Mediavilla	med-ee-uh-VEE-yuh
Edgar Michelangeli	my-cuh-LANJ-uh-lee
Keven Pimentel	pim-ehn-TELL
Malik Rosier	ro-ZHEER



### 3 JIM MORRIS HEAD COACH

#### THE HURRICANES SKIPPER

1999 & 2001 National Coach of the Year (*Collegiate Baseball*)  
 1999 & 2001 National Coach of the year (*ABCA*)  
 1994 Coach of the Year (*Baseball America*)  
 2008 ACC Coach of the Year

Entering his 22nd season at Miami, few programs have qualified for the College World Series as much as Jim Morris and his Hurricanes. Miami, which has qualified for the NCAA Tournament an NCAA-record 42 consecutive years, has made it to Omaha in 11 of Morris' 21 seasons in Coral Gables. Morris set an NCAA record for guiding a program to the CWS in each of his first six years at UM. In addition, Morris won a record 13 consecutive NCAA Regionals from 1994-2006.

Morris has directed the Hurricanes to a .717 mark since arriving in 1994. Including his 12 seasons at Georgia Tech (1982-93), Morris has forged a 1,469-644-4 (.694) Division I record in 33 years as a head coach. Overall, Morris has been the head coach at the collegiate level for 36 seasons, spending the first four at DeKalb (Ga.) C.C. (now Georgia Perimeter College) from 1976-79, and has recorded a 1,600-684-4 (.698) mark.

In addition to carrying on Miami's great baseball reputation in the last 20 years, Morris personally led the charge in the construction of Alex Rodriguez Park, and logged hundreds of hours raising funds for the stadium project.

#### MORRIS IS A REGIONAL REGULAR

Jim Morris earned his 30th consecutive NCAA regional bid in 2014 when he guided the Canes to one of 16 host spots in the tournament. He has led Miami to a regional in each of his 21 seasons (1994-2014), winning 15 of those appearances. The 13 consecutive regional championships (1994-2006) was an NCAA record. He also went to nine straight regionals from 1985-93 with Georgia Tech. Additionally, Miami has advanced to nine Super Regionals under Morris.

Affectionately known as "3" by those surrounding the UM program, Morris led the 2014 Hurricanes to their 42nd-straight NCAA Tournament. Despite six signees being drafted in the 2013 MLB Draft, the Hurricanes reeled in a top-five recruiting class by national publications, with Zack Collins named *Baseball America* National Freshman of the Year under his direction in 2014.

#### MORRIS IN 36th SEASON AS HEAD COACH

Morris entered 2015 as the fourth-winningest active coach in Division I baseball with 1,435 wins. He wasted little time in moving up the record books, moving into sole possession of eighth place in all-time wins (1,439) on Feb. 15 with a 25-4 win over Rutgers and then seventh place with a 9-5 win over Louisville on March 7 (1,445).

Morris won his 1,500th game as a head coach in Miami's 4-1 upset of No. 1 North Carolina on March 15, 2013 in Chapel Hill, N.C.

Morris reached two coaching milestones in the first half of the 2014 season. He became just the eighth Division I coach to reach 1,400 wins in a 5-2 win over Boston College on March 8, and won his 900th game at Miami in a 7-1 upset of No. 3 Virginia on March 22.

Morris notched his milestone 1,000th win against Georgia Tech, with a 16-13 victory on April 4, 2004. Thirteen days later, he notched win No. 500 at Miami with a 7-3 win against Florida State on April 17. Morris' 1,000th win as a head coach, including time at



DeKalb College, came in a 5-3 win over Northeastern in March 2001.

#### MAJOR LEAGUE GUIDANCE

Over 150 professional baseball players have played under Morris during their college careers at Miami, Georgia Tech and DeKalb.

Among the players Morris coached at Miami that went on to play in the Major Leagues were Yonder Alonso (San Diego), Ryan Braun (Milwaukee), Pat Burrell (Tampa Bay), Alex Cora (New York Mets), Yasmani Grandal (San Diego), Bobby Hill (San Diego), Aubrey Huff (Detroit), Ryan Jackson (St. Louis), Chris Perez (Cleveland), Cesar Carrillo (San Diego), Brian Barton (St. Louis), Eddy Rodriguez (San Diego), Gaby Sanchez (Florida), Blake Tekotte (Chicago White Sox), Charlton Jimerson (Houston), Jay Tessmer (New York Yankees), Danny Valencia (Minnesota Twins), Jon Jay (St. Louis), Danny Graves (Cincinnati) and Jason Michaels (Houston).

Standout players under Morris from his days at Georgia Tech were Nomar Garciaparra (Los Angeles Dodgers), Jay Payton (Oakland A's) and Jason Varitek (Boston Red Sox).

Morris has also enjoyed success on the International scene. From 1989-90, Morris served as head coach of the USA Baseball team that won a Silver Medal in the 1989 Presidential Cup (Taiwan), Bronze Medal at the Goodwill Games and the 1990 International Baseball Association (IBA) World All-Star Game in Atlanta. In 1987, Morris served as pitching coach under Ron Fraser at the Pan American Games (Silver Medal).

#### FAMILY MAN

Coach Morris and his wife Nhan live in Miami with their three-year old son, James W. Morris IV (Will).

## MIDWEEK NEWS & NOTES

### HOMESTANDING HURRICANES

- No. 12 Miami closes out its regular season with **eight straight** home games before traveling to Durham, N.C. for the **2015 ACC Baseball Championship** at Durham Bulls Athletic Park. The homestand begins **Wednesday** against Bethune-Cookman at 7 p.m.
- Miami leads the all-time series by a commanding **29-5 margin**, and topped the Wildcats **13-3 in the only other head-to-head matchup** of 2015 on April 1. Bethune-Cookman is **16-37** and **14-10** in MEAC play.
- Miami is **8-2 in midweek games** this season, and has a **23-4 mark in games played at Mark Light Field**.

### SAVING THE BEST FOR LAST

- Senior **Garrett Kennedy** has been one of Miami's top contributors in his final season, hitting for a **.344 average** in 39 starts - the **second-best average** among all regular starters.
- Kennedy, who **batted just .231 in his junior season**, is hitting **.400 over the past five games** and hitting **.360 in conference play**.
- Kennedy has already set **career high in hits (52), runs (33), doubles (seven), triples (one), home runs (five) & RBI (31)**. His on base percentage (**.441**) is third-best among regulars, while his **+7 strikeout-to-walk ratio** is the best among all offensive players.
- Through Miami's **first 48 games of the 2014 season**, Kennedy was hitting just **.202 with two home runs and 14 RBI**.

### HEATING UP

- Over the **past 10 games**, sophomore **Willie Abreu** is hitting **.441 with 15 hits (15-for-34)** and 10 RBI. He has **24 total bases** over the stretch with a team-best **OPS (on-base plus slugging)** of **1.218**.
- Over the past 15 games, junior infielder **George Iskenderian** is hitting **.410 (25-for-61)** with team-high totals of **25 hits, 11 walks** and nine runs scored. His OBP during that stretch is a team-best **.507**.
- Junior **David Thompson** is slugging **.610 in ACC play**.
- Senior righthander **Daniel Braggi** has allowed runs in just **two of his 16 appearances**, and has **not allowed a run in his last eight appearances (10.1 innings)**.
- Junior lefthander **Thomas Woodrey** has tossed at least **6.0 innings in all 11 of his starts** - he has allowed **two earned runs or fewer in seven of his 11 starts** on the mound.

### STRIKE EARLY, STRIKE OFTEN

- **141** of Miami's **343 runs** scored this season (**41.1%**) have come in the **first three innings** of the game - Miami is **25-4 when scoring first** in 2015. The Hurricanes have a **9-9 record** in games when their opponent scores first.
- The Hurricanes have jumped over pitching at home this season, outscoring opponents **87-38** in the first three innings of games played at Mark Light Field.
- When scoring in the **first inning**, Miami has a **16-2 record**. When its opponent scores in the first inning, Miami is 6-6.
- Miami's **.304 team batting average** to open the week was the **second-best mark** in the ACC. The Hurricanes' **.405 on-base percentage** on Wednesday was the **ninth-best mark nationwide**.

## ACC STANDINGS (May 4)

ATLANTIC	ACC	OVERALL
Louisville	21-3	37-11
Florida State	16-8	35-14
Clemson	13-13	24-23
Notre Dame	12-12	30-18
NC State	11-12	26-18
Wake Forest	11-13	26-21
Boston College	9-17	24-24

COASTAL	ACC	OVERALL
MIAMI	19-8	34-13
North Carolina	13-10	29-16
Virginia Tech	12-14	25-24
Georgia Tech	11-13	29-17
Virginia	10-14	27-18
Duke	7-16	26-19
Pittsburgh	6-18	16-29

### ACC RECORDS: YEAR-BY-YEAR

Year	Record	Finish (ACC/Div.)
2014	24-6	1st / 1st Coastal
2013	14-16	8th / 5th Coastal
2012	16-14	5th / 3rd Coastal
2011	19-10	4th / 4th Coastal
2010	20-10	3rd / 3rd Coastal
2009	18-12	5th / 3rd Coastal
2008	23-5	1st / 1st Coastal
2007	17-13	5th / 3rd Coastal
2006	17-13	5th / 4th Coastal
2005	19-10-1	3rd Place (no div.)

### IN THE POLLS

*Collegiate Baseball Newspaper: #8*  
*Perfect Game: #10*  
*USA Today Coaches' Poll: #12*  
*D1Baseball.com: #13*  
*NCBWA: #13*  
*Baseball America: #17*

### WINNINGEST ACTIVE COACHES (ENTERING 2015)

- 1) Augie Garrido (Texas) - 1,920
- 2) Mike Martin (Florida State) - 1,813
- 3) Mark Marquess (Stanford) - 1,530
- 4) Jim Morris (Miami) - 1,435
- 5) Jack Leggett (Clemson) - 1,300

## BASEBALL AMERICA T-25

- 1) Louisiana State (SEC)
- 2) UCLA (Pac 12)
- 3) Texas A&M (SEC)
- 4) ***Louisville* \* (ACC)**
- 5) TCU (Big 12)
- 6) Vanderbilt (SEC)
- 7) Illinois (Big 10)
- 8) ***Florida State* \* (ACC)**
- 9) Arizona State (Pac 12)
- 10) ***Florida* (SEC)**
- 11) UC Santa Barbara (Big West)
- 12) Oklahoma State (Big 12)
- 13) Missouri State (MVC)
- 14) Dallas Baptist (MVC)
- 15) Southern California (Pac 12)
- 16) Iowa (Big 10)
- 17) **MIAMI (ACC)**
- 18) **FAU (Conference USA)**
- 19) College of Charleston (CAA)
- 20) Arkansas (SEC)
- 21) Missouri (SEC)
- 22) ***North Carolina* \* (ACC)**
- 23) California (Pac 12)
- 24) Auburn (SEC)
- 25) Houston (The American)

\*bold italics indicates 2015 opponent\*

### PRESEASON ALL-AMERICANS

#### Zack Collins

- Golden Spikes Award Watch
- *Baseball America* (1st Team)
- *Collegiate Baseball* (1st)
- *D1Baseball.com* (1st)
- *Perfect Game* (1st)

#### Bryan Garcia

- Stopper of the Year Watch
- NCBWA (1st Team)
- *Collegiate Baseball* (2nd)
- *Perfect Game* (3rd)

#### Andrew Suarez

- Golden Spikes Award Watch
- *Collegiate Baseball* (2nd Team)

#### David Thompson

- *Baseball America* (2nd Team)

## MIDWEEK NEWS & NOTES

### MILESTONES FOR MORRIS

- After leading his team to a 44-19 record in 2014, **head coach Jim Morris moved into ninth place** all-time in college baseball history (regardless of Division, four-year colleges) with 1,435 wins.
- Morris **wasted little time in moving up** that list in 2015, taking over **sole possession of eighth place** when Miami topped Rutgers 25-4 on Feb. 15, 2015 - his 1,439th win as head coach. **He moved into seventh place (1,445) when Miami beat Louisville on March 7.**
- Morris ranks as the **fourth-winningest** among active **Division I coaches by career victories (1,469)** and **fifth** in winning percentage (.694). He is also the **second-winningest coach in ACC history.**
- Morris became just the **eighth coach in the history of Division I baseball** to accumulate **1,400 wins when Miami beat Boston College 5-2 on March 8, 2014.**

### POWER SURGE

- After connecting for **four homers** in its series against Pittsburgh, Miami now has **38 home runs in 2015.** The Hurricanes had just **25 homers** in all of 2014.
- The Hurricane bats combined to hit just **.261 through the first 47 games** of the 2014 season, but are hitting over **50 points higher (.304)** for the second-best team average in the ACC this spring.
- Only **four players had more than home run** at this point in 2014, and the team had just **19 total.** **Seven players have multiple home runs** this spring, with **UM home runs up 100%** (from 19 to 38).
- Miami's offense is **averaging 7.3 runs per game** (compared to **5.65** at this point in 2014), and its **slugging is up nearly 80 points** to **.444** (from **.365** in 2014).

### SHUT THEM DOWN

- Miami's bullpen has recorded a **2.27 ERA in 181.2 combined innings this season**, and has been a key reason for UM's success.
- Among the Hurricanes' top arms out of the bullpen: sophomore All-American closer **Bryan Garcia** (2.96 ERA, nine saves), freshman lefthander **Michael Mediavilla** (1.75 ERA, 25 appearances, 35 Ks), senior walk-on **Daniel Braggi** (1.40 ERA, 21 Ks) and righthanded sidewinder **Cooper Hammond** (2.20 ERA, 26 appearances).
- Garcia is in sole possession of **fifth place in program history** with **24 career saves**; his nine this season are the **third-most in the ACC.**
- Miami's staff ERA to open the week (**3.27**) was the **fourth-best mark in the ACC.**

### THERE'S NO PLACE LIKE HOME

- Miami is off to a **23-4 start at home** - a 85.1 winning percentage.
- UM finished the 2014 season with a **11-4 home record in ACC** play, and a **23-10 overall home record.** UM's streak of **nine straight home series wins** was snapped against **Florida State** (April 24-26).
- Miami is batting **.318 at home** with a **.427 on-base percentage.**
- Senior **Garrett Kennedy** is batting **.393 in 27 games at home**, with 33 hits, six doubles and 21 RBI. Junior **George Iskenderian** is batting .400 at home with 26 RBI and 33 runs scored.
- Miami's **staff ERA** is nearly **1.4 runs better at home (2.70)** than on the road (**4.09**), while its batting average is over 30 points higher (.284).

## 2014 RETURNING STAT LEADERS

### OFFENSE

**Average:** Zack Collins (.298)  
**Games Played:** Z. Collins / W. Abreu (61)  
**Games Started:** Willie Abreu (59)  
**At Bats:** Willie Abreu (220)  
**Runs:** Zack Collins (32)  
**Hits:** Zack Collins / Willie Abreu (61)  
**Doubles:** Zack Collins (14)  
**Triples:** Zack Collins (3)  
**Home Runs:** Zack Collins (11)  
**Runs Batted In:** Zack Collins (54)  
**Total Bases:** Zack Collins (114)  
**SLG Percent.:** Zack Collins (.556)  
**Walks:** Zack Collins (42)  
**OB Percent.:** Zack Collins (.427)  
**Stolen Bases:** R. Eusebio / B. Lopez (6)

### PITCHING

**ERA (50+ IP):** Bryan Garcia (1.75)  
**Wins:** Bryan Garcia (7)  
**Losses:** Bryan Garcia (4)  
**Appearances:** Cooper Hammond (35)  
**Games Started:** Andrew Suarez (16)  
**Complete Games:** Andrew Suarez (1)  
**Saves:** Bryan Garcia (15)  
**Innings Pitched:** Andrew Suarez (109.2)  
**Hits Allowed:** Andrew Suarez (108)  
**Runs Allowed:** Andrew Suarez (46)  
**Ear. Runs Allowed:** Andrew Suarez (36)  
**Walks:** Bryan Garcia (19)  
**Strikeouts:** Andrew Suarez (87)  
**Wild Pitches:** Andrew Suarez (11)  
**B/AVG Against:** Bryan Garcia (.220)

## THE LAST TIME A HURRICANE...

Led Off Game with HR....	Carl Chester (3/21/2015 vs. Wake Forest)
Back-to-Back Games with Leadoff HR ...	Charlton Jimerson (6/09/2001, 6/11/2001)
Had Six Hits in a Game...	Mark Sobolewski (3/18/2008 vs. Cornell)
Five Hits...	Nathan Melendres (4/23/2011 vs. North Carolina)
Two Hits in One Inning...	Jason Hagerty (3/7/2008 vs. Boston College)
Hit Three HR's in a Game...	Scott Lawson (6/5/2010 vs. Texas A&M)
Two HR's...	Zack Collins (5/3/2015 vs. Pittsburgh)
Hit Two HR's in One Inning...	Kevin Brown (3/16/1999 vs. Ohio State)
Hit Pinch Hit HR...	Sebastian Diaz (5/2/2014 vs. Alabama St.)
Hit Inside the Park HR...	Paco Figueroa (5/8/2005 vs. Jacksonville)
Hit Grand Slam...	David Thompson (3/20/2015 vs. Wake Forest)
Hit for the Cycle...	Gaby Sanchez (5/2/2003 vs. Pace)
Record 10 RBI in One Game...	Kevin Brown (5/27/2001 vs. Stetson)
Nine RBI...	Chad Rupp (4/25/1998 vs. FSU)
Eight RBI...	Danny Valencia (4/9/2005 vs. Virginia)
Seven RBI...	David Thompson (3/20/2015 vs. Wake Forest)
Six RBI...	David Thompson (3/10/2015 vs. FGCU)
Threw CG Shutout...	Andrew Suarez (5/30/2014 vs. Bethune-Cookman)
Recorded Back-to-Back CG's...	David Gil (5/12/2000, 5/27/2000)
Recorded CG 1-Hit S/O...	J.D. Cockroft (5/31/2003 vs. FAU)
Recorded a Perfect Game...	Javi Salas (3/4/2014 vs. Villanova)
Recorded a No-Hitter (non-PG)...	Alex Fernandez (3/18/1989 vs. Maine)
Struck Out 10 Batters...	Andrew Suarez 4/4/2015 vs. Duke)
Recorded Three-Pitch Inning...	Chris Hernandez (6/2/2010 vs. Florida)
Recorded Three Pickoffs in a Game...	Brian Walker (3/16/2001 vs. East Carolina)



## MIDWEEK NEWS & NOTES

### POSTSEASON RESUME

- After capturing the **2014 ACC Regular Season Championship**, the Hurricanes entered 2015 ranked in the **top 15 of every major college baseball preseason poll**. They've lived up to expectations.
- Miami has **faced the second-toughest schedule nationwide according to WarrenNolan.com**, while its **Ratings Percentage Index (RPI) is ranked No. 3** - both important postseason seeding factors.
- Miami has **seven wins against RPI top 50 teams** and has a **21-13 record against the RPI top 100**. The Hurricanes need either **one more ACC win or one more ACC loss by North Carolina** to clinch the **Coastal Division for the second straight year**.
- Miami's recruiting class was **ranked No. 2 nationwide by Perfect Game**, and included MLB Draft picks: **George Iskenderian** (34th round), **OF Carl Chester** (38th) and **LHP Michael Mediavilla** (40th).

### PICKING UP WHERE HE LEFT OFF

- Then-freshman **Bryan Garcia** was named the team's closer just prior to the 2014 season opener and rewarded the coaching staff with an **All-American campaign (NCBWA, third team)**.
- Garcia has **nine saves in 22 appearances**. He has 25 strikeouts on the year, and now has **24 career saves - fifth-most in UM history**. His 22 appearances are the third-most among all relievers.
- An **All-ACC Second Team** selection as a reliever, **Garcia set the Miami freshman saves record and tied for 11th-most saves nationally with 15 in 2014**. He was a consensus Freshman All American first-team selection at reliever.

### #CARDIACANES

- Miami has played **17 games decided by two runs or less in 2015**, and is 11-6 in those contests. The opening stretch continues a trend for the Hurricanes, **who were 16-3 in one-run games in 2014**.
- George Iskenderian **walked it off** for UM vs. FAU (April 8) in extra innings, connecting on a winning single in the bottom of the 10th.
- Bryan Garcia earned **back-to-back saves** in wins over **Duke** (4-3, 3-2) to help clinch two one-run wins in a sweep for Miami.
- Miami won two one-run games against **UNC**, both by a final score of **4-3**, and both required late comebacks for the Hurricanes. David Thompson's solo homer vs. **NC State** in the **10th inning (March 13)** gave Miami its **third walk-off win** of the season.
- Miami picked up its **first two walk-off wins** of the 2015 season against **Wright State**, thanks **Garrett Kennedy (HR) & Willie Abreu (1B)**.

### DEATH, TAXES & THE NCAA POSTSEASON

- The Miami Hurricanes **extended their own college baseball record with their 42nd consecutive trip to the NCAA postseason in 2014**. Miami **has not missed the postseason since 1973**.
- The Hurricanes' 42 straight trips to the NCAA postseason are the **longest active postseason streak of any Division I program in any sport nationwide**.
- Jim Morris has led teams to the **NCAA postseason in 30 straight years - all 21 years at Miami and his final nine years at Georgia Tech**. Miami **has not missed the postseason since 1972**.
- Miami is the **only school in the state of Florida** to have won a national championship; UM won titles in **1982, 1985, 1999 & 2001**.

## PERFECT GAME T-25

- 1) Louisiana State (SEC)
- 2) Texas A&M (SEC)
- 3) **Louisville \* (ACC)**
- 4) Illinois (Big 10)
- 5) TCU (Big 12)
- 6) UCLA (Pac 12)
- 7) **Florida (SEC)**
- 8) **Florida State \* (ACC)**
- 9) UC Santa Barbara (Big West)
- 10) **MIAMI (ACC)**
- 11) Dallas Baptist (MVC)
- 12) Vanderbilt (SEC)
- 13) Arizona State (Pac 12)
- 14) **Florida Atlantic (C-USA)**
- 15) Oklahoma State (Big 12)
- 16) Oregon State (Pac 12)
- 17) Southern California (Pac 12)
- 18) Missouri State (MVC)
- 19) Iowa (Big 10)
- 20) **North Carolina \* (ACC)**
- 21) College of Charleston (CAA)
- 22) Arkansas (SEC)
- 23) Nevada (Mountain West)
- 24) Houston (The American)
- 25) Maryland (Big 10)

\*bold italics indicates 2015 opponent\*

#### Dropped Out:

- **Virginia \* (ACC)** (22)
- Ohio State (Big 10) (24)

## MLB PLAYERS (since 1999)

- 1) Louisiana State - 45
- 2) Stanford - 41
- T-3) Arizona State - 36
- T-3) Long Beach State - 36
- T-5) MIAMI - 35**
- T-5) Cal State Fullerton - 35
- T-5) Southern California - 35

**\*\*\* Miami's six players on 2015 Opening Day MLB rosters were tied for the fourth-most among all schools.**

## GAMEWINNING HITS / RBI

- |      |                                       |
|------|---------------------------------------|
| 2/13 | <b>Johnny Ruiz</b> (1B)               |
| 2/14 | <b>Zack Collins</b> (2B)              |
| 2/15 | <b>Ricky Eusebio</b> (2B)             |
| 2/21 | <b>Brandon Lopez</b> (1B)             |
| 2/25 | <b>Zack Collins</b> (groundout)       |
| 2/27 | <b>Garrett Kennedy</b> (HR)           |
| 2/28 | <b>Willie Abreu</b> (1B)              |
| 3/4  | <b>George Iskenderian</b> (groundout) |
| 3/7  | <b>Zack Collins</b> (2B)              |
| 3/11 | <b>Carl Chester</b> (HR)              |
| 3/13 | <b>David Thompson</b> (HR)            |
| 3/14 | <b>Christopher Barr</b> (2B)          |
| 3/17 | <b>George Iskenderian</b> (walk)      |
| 3/20 | <b>George Iskenderian</b> (1B)        |
| 3/21 | <b>Carl Chester</b> (HR)              |
| 3/28 | <b>Johnny Ruiz</b> (1B)               |
| 3/29 | <b>Zack Collins</b> (HR)              |
| 4/3  | <b>Garrett Kennedy</b> (1B)           |
| 4/4  | <b>Zack Collins</b> (HR)              |
| 4/5  | <b>Garrett Kennedy</b> (1B)           |
| 4/8  | <b>George Iskenderian</b> (1B)        |
| 4/10 | <b>George Iskenderian</b> (1B)        |
| 4/11 | <b>Zack Collins</b> (HR)              |
| 4/12 | <b>Willie Abreu</b> (1B)              |
| 4/15 | <b>Garrett Kennedy</b> (1B)           |
| 4/19 | <b>Willie Abreu</b> (2B)              |
| 4/26 | <b>David Thompson</b> (HR)            |

## HOME RUN TRACKER

- |      |                                 |
|------|---------------------------------|
| 2/15 | <b>David Thompson</b> (3-R)     |
| 2/15 | <b>Malik Rosier</b> (solo)      |
| 2/19 | <b>Carl Chester</b> (solo)      |
| 2/21 | <b>Zack Collins</b> (3-R)       |
| 2/27 | <b>Garrett Kennedy</b> (2-R)    |
| 3/1  | <b>Carl Chester</b> (solo)      |
| 3/4  | <b>Zack Collins</b> (solo)      |
| 3/10 | <b>David Thompson</b> (2-R)     |
| 3/10 | <b>Willie Abreu</b> (2-R)       |
| 3/11 | <b>Carl Chester</b> (solo)      |
| 3/13 | <b>David Thompson</b> (solo)    |
| 3/13 | <b>George Iskenderian</b> (2-R) |
| 3/15 | <b>David Thompson</b> (2-R)     |
| 3/17 | <b>David Thompson</b> (solo)    |
| 3/17 | <b>David Thompson</b> (slam)    |
| 3/17 | <b>George Iskenderian</b> (2-R) |
| 3/20 | <b>David Thompson</b> (slam)    |
| 3/20 | <b>Garrett Kennedy</b> (2-R)    |
| 3/20 | <b>Ricky Eusebio</b> (solo)     |
| 3/20 | <b>David Thompson</b> (2-R)     |
| 3/21 | <b>Carl Chester</b> (solo)      |
| 3/20 | <b>Garrett Kennedy</b> (3-R)    |
| 3/27 | <b>Ricky Eusebio</b> (solo)     |
| 3/28 | <b>Zack Collins</b> (solo)      |
| 4/4  | <b>Zack Collins</b> (solo)      |
| 4/5  | <b>David Thompson</b> (3-R)     |
| 4/10 | <b>Garrett Kennedy</b> (2-R)    |
| 4/11 | <b>Zack Collins</b> (solo)      |
| 4/12 | <b>David Thompson</b> (3-R)     |
| 4/14 | <b>Willie Abreu</b> (solo)      |
| 4/26 | <b>David Thompson</b> (3-R)     |
| 4/26 | <b>Garrett Kennedy</b> (solo)   |
| 4/26 | <b>Willie Abreu</b> (3-R)       |
| 4/26 | <b>Zack Collins</b> (2-R)       |

## 2015 MIAMI HURRICANES PHOTO ROSTER / SPOTTING CHART



#0 Zack Collins



#2 Ricky Eusebio



#4 Johnny Ruiz



#7 George Iskenderian



#8 David Thompson



#10 Justin Smith



#13 Willie Abreu



#14 Danny Garcia



#17 Christopher Barr



#18 Michael Mediavilla



#19 Bryan Garcia



#22 Luke Spangler



#24 Jacob Heyward



#27 Ryan Otero



#28 Malik Rosier




#30 Andrew Suarez



#31 Sam Abrams



#32 Andy Honiotes



#34 Derik Beauprez



#35 Devin Meyer




#37 Keven Pimentel



#38 Daniel Braggi



#39 Cooper Hammond



#40 Garrett Kennedy



#42 Edgar Michelangeli



#43 Thomas Woodrey




#44 Peter Crocitto



#45 Carl Chester



#47 Enrique Sosa



#49 Daniel Epstein



#51 Brandon Lopez



#52 Daniel Sayles



#55 Jesse Lepore





# 2015 MIAMI HURRICANES BASEBALL PLAYER PROFILES

## PITCHER PROFILES

### 31 • SAM ABRAMS

RHP

5-9 • 185 • SR • Miami, FL • Killian

- One of team's standout performers through first half of 2015
- Made two appearances vs. UVA and earned first career W on 4/19
- Struck out career-high five batters in 2.0 innings vs. VTech (4/10)
- Has started grad school at Miami for final year of eligibility
- Provides different look out of bullpen with sidearm delivery
- Local product, who carried a perfect 4.0 GPA in high school
- Grew up going to Mark Light Field, lifelong Miami fan

#### CAREER STATISTICS

YEAR	ERA	W-L	APP	IP	H	R	ER	BB	SO	B/AVG
2015	2.03	1-0	10	13.1	13	3	3	8	10	.283
2014	6.75	0-0	4	2.2	3	2	2	0	3	.300
2013	10.80	0-0	3	1.2	1	2	2	2	2	.200
2011	3.72	0-0	7	9.2	9	5	4	4	5	.243

CAREER 3.62 1-0 24 27.1 26 12 11 14 20

#### CAREER HIGHS

Innings: 3.2, vs. Florida, 3/26/2011

Hits: 5, vs. NC State, 3/3/2015

Runs: 4, vs. Georgia Tech, 3/26/2011

Earned Runs: 4, vs. Georgia Tech, 3/26/2011

Strikeouts: 5, vs. Virginia Tech, 5/10/2015

Walks: 3, vs. NC State, 3/3/2015

#### SEASON HIGHS

Innings: 3.1 vs. NC State, March 13

Hits: 5, vs. NC State, March 13

Runs: 1, three times (last vs. Florida State, April 24)

Earned Runs: 1, three times (last vs. Florida State, April 24)

Strikeouts: 5, vs. Virginia Tech, April 10

Walks: 3, vs. NC State, March 13

#### 2015: ABRAMS GAME-BY-GAME (1-0)

DATE	OPP.	GS	W-L	IP	H	R	ER	BB	SO	NP
2/14	Rutgers-2	--	0.0	0	0	0	0	1	0	6
3/7	@Louisville-1	--	1.1	1	0	0	0	1	0	20
3/13	NC State	--	3.1	5	1	1	1	3	1	54
3/15	NC State	--	1.0	0	0	0	0	0	0	6
3/29	@UNC	--	2.1	3	1	1	1	1	1	48
4/10	Va. Tech	--	2.0	1	0	0	0	1	5	37
4/18	@Virginia	--	0.1	0	0	0	0	0	0	1
4/19	@Virginia	W	0.1	0	0	0	0	1	1	9
4/24	Florida St.	--	1.2	1	1	1	0	2	1	17
4/25	Florida St.	--	1.0	2	0	0	0	0	0	19

### 34 • DERIK BEAUPREZ

RHP

6-5 • 233 • SO • Cherry Hills Vill., CO • Cherry Creek

- Tossed one scoreless inning last time out vs. Pittsburgh (5/2)
- Struggled as starter, but has 2.51 ERA in 10 relief appearances
- Lasted just 2.0 innings in last game started vs. Louisville (3/8)
- Drafted in 25th round of 2013 MLB Draft by Boston Red Sox
- Back-to-back first-team All-Colo from *Denver Post* (2012-13)

#### CAREER STATISTICS

YEAR	ERA	W-L	APP	IP	H	R	ER	BB	SO	B/AVG
2015	7.78	1-2	13	19.2	21	17	17	18	19	.269
2014	0.83	1-0	6	21.2	13	2	2	8	17	.167

CAREER 4.14 2-2 19 41.1 34 19 19 26 36 --

#### CAREER HIGHS

Innings: 5.0, vs. FGCU, 3/26/2014

Hits: 6, vs. FAU, 2/18/2015

Runs: 6, vs. Wright State, 3/1/2015

Earned Runs: 6, vs. Wright State, 3/1/2015

Strikeouts: 4, vs. FGCU, 3/26/2014

Walks: 4, twice

#### SEASON HIGHS

Innings: 3.0, vs. Florida State, April 24

Hits: 6, at FAU, February 17

Runs: 6, vs. Wright State, March 1

Earned Runs: 6, vs. Wright State, March 1

Strikeouts: 3, vs. Wright State, March 1

Walks: 4, at Louisville, March 8

#### 2015: BEAUPREZ GAME-BY-GAME (1-2)

DATE	OPP.	GS	W-L	IP	H	R	ER	BB	SO	NP
2/13	Rutgers	--	1.2	0	0	0	0	2	2	27
2/15	Rutgers	W	2.0	3	1	1	0	1	3	37
2/17	@FAU	**	--	2.0	6	3	3	1	1	44
2/21	@Florida	--	2.1	1	0	0	0	1	2	30
3/1	@Wright St.	**	L	1.1	3	6	6	3	3	46
3/8	@Louisville	**	--	2.0	4	4	4	4	2	57
3/17	Army	--	1.0	0	0	0	0	0	0	7
3/20	@Wake	--	1.0	0	0	0	0	2	2	31
3/25	FGCU	--	1.1	0	0	0	0	3	2	33
3/29	@UNC	--	0.0	0	2	2	3	0	14	14
4/11	Va. Tech	--	1.0	0	0	0	0	2	11	11
4/24	Florida St.	L	3.0	2	1	1	1	2	32	32
5/2	@Pitt (G2)	--	1.0	2	0	0	0	0	14	14

### 38 • DANIEL BRIGGI

RHP

6-0 • 190 • SR • Croton, N.Y. • Hendrick Hudson

- Has been promoted to one of Miami's top relievers in first season
- Has not allowed a run in last eight appearances (10.1 innings)
- Career-long 4.0 IP with career-high 6 K's in 1st W vs. FGCU (3/11)
- Senior walk-on, played club baseball for first three years at Miami
- Cut from team in previous two efforts as walk-on; made it 3rd try
- Accepted and will attend Miami Miller School of Medicine this fall

#### CAREER STATISTICS

YEAR	ERA	W-L	APP	IP	H	R	ER	BB	SO	B/AVG
2015	1.40	1-0	16	25.2	10	4	4	10	21	.120

#### SEASON HIGHS

Innings: 4.0, vs. FGCU, March 11

Hits: 3, vs. FGCU, March 25

Runs: 2, vs. Wake Forest, March 22

Earned Runs: 2, vs. Wake Forest, March 22

Strikeouts: 6, vs. FGCU, March 11

Walks: 2, twice (last at Virginia, April 18)

#### 2015: BRIGGI GAME-BY-GAME (1-0)

DATE	OPP.	GS	W-L	IP	H	R	ER	BB	SO	NP
2/15	Rutgers	--	2.0	0	0	0	0	0	2	20
3/1	Wright State	--	3.0	0	0	0	0	1	4	45
3/7	@Louisville-2	--	0.2	1	0	0	0	1	0	18
3/10	@FGCU	W	4.0	1	0	0	0	1	6	50
3/13	NC State	--	1.0	0	0	0	0	0	0	4
3/14	NC State	--	1.0	1	1	1	1	1	0	16
3/22	@Wake	--	2.0	1	2	2	2	1	30	30
3/25	FGCU	--	1.2	3	1	1	0	1	29	29
3/28	@UNC	--	3.0	2	0	0	0	0	43	43
4/1	Bethune	--	2.0	1	0	0	0	0	2	25
4/5	Duke	--	1.2	0	0	0	0	0	0	17
4/8	FAU	--	0.2	0	0	0	0	0	1	9
4/11	Va. Tech	--	1.0	0	0	0	0	0	2	15
4/15	UCF	--	1.0	0	0	0	0	1	2	16
4/18	@Virginia	--	0.2	0	0	0	0	2	0	14
4/24	Florida St.	--	0.1	0	0	0	0	1	0	10

### 19 • BRYAN GARCIA

RHP

6-1 • 205 • SO • Miami, FL • Christopher Columbus

- Ranks 3rd in ACC with 9 saves - has 24 career (5th in UM history)
- Tossed scoreless ninth inning last time out at Pittsburgh (5/3)
- Rebounded from blown save vs. UVA G2 to get save in G3 (4/19)
- Ranks 3rd with 22 appearances, 2nd among relievers w/27.1 IP
- Struck out the side, earned win in 1.0 IP relief vs. FAU (April 8)
- Earned first win of season in 8-7 walk-off victory vs. WSU (2/28)
- Named to '15 NCBWA Stopper of the Year Watch List (top closer)
- UM freshman record w/15 saves - NCBWA 3rd-Team All-American
- 10 of 15 saves in 2014 requires more than one inning of work
- Named 2013 Class 6A-8A Pitcher of the Year by *Miami Herald*

#### CAREER STATISTICS

YEAR	ERA	W-L	APP	IP	H	R	ER	BB	SO	B/AVG
2015	2.96	4-2	22	27.1	17	10	9	15	25	.189
2014	1.75	7-4	31	51.1	40	12	10	19	56	.220

CAREER 2.17 11-6 53 78.2 57 22 19 34 81 --

#### CAREER HIGHS

Innings: 3.0, three times (last vs. Texas Tech, 6/1/2014)

Hits: 3, 10 times (last vs. Virginia, 4/18/2015)

Runs: 4, vs. Virginia, 4/18/2015

Earned Runs: 4, vs. Virginia, 4/18/2015

Strikeouts: 4, three times (last vs. Duke, 5/24/2014)

Walks: 3, three times (last vs. Florida State, 4/24/2015)

#### BRYAN GARCIA SEASON HIGHS

Innings: 2.0, four times (last vs. Florida State, April 24)

Hits: 3, twice (last at Virginia, April 18)

Runs: 4, at Virginia, April 18

Earned Runs: 4, at Virginia, April 18

Strikeouts: 3, four times (last vs. Florida State, April 24)

Walks: 3, three times (last vs. Florida State, April 24)

#### 2015: BRYAN GARCIA GAME-BY-GAME (4-2)

DATE	OPP.	GS	W/L/S	IP	H	R	ER	BB	SO	NP
2/13	Rutgers	S	1.0	1	0	0	0	0	0	11
2/17	@FAU	--	0.1	0	0	0	0	0	0	8
2/22	@Florida	--	1.2	0	0	0	0	1	1	14
2/25	Barry	S	1.0	0	0	0	0	0	2	14
2/28	Wright State	W	1.0	0	0	0	0	0	1	11
3/4	FGCU	S	1.1	3	1	1	0	1	0	21
3/7	@Louisville-2	S	2.0	0	0	0	0	0	2	18
3/8	@Louisville	L	1.1	1	1	1	0	3	1	35
3/13	NC State	W	2.0	0	0	0	0	0	3	36
3/15	NC State	--	2.0	0	0	0	0	0	1	23
3/21	@Wake	--	1.1	1	0	0	0	0	0	10
3/22	@Wake	--	0.2	1	1	1	1	0	0	11
3/27	@UNC	S	1.0	1	0	0	0	1	1	21
3/28	@UNC	W	2.0	3	2	2	3	1	42	42
4/3	Duke	S	1.2	0	0	0	0	0	3	34
4/4	Duke	S	1.0	1	0	0	0	1	0	21
4/8	FAU	W	1.0	0	0	0	0	0	3	17
4/15	UCF	S	1.0	0	0	0	0	0	1	12
4/18	@Virginia	L	0.0	3	4	4	1	0	0	17
4/19	@Virginia	S	1.0	0	0	0	0	0	1	18
4/24	Florida St.	--	2.0	1	1	1	3	3	41	41
5/3	@Pittsburgh	--	1.0	1	0	0	1	0	1	17

### 14 • DANNY GARCIA

LHP

6-1 • 195 • SO • Miami, FL • Westwood Christian

- Earned win last time out, tossing 1.2 innings in relief vs. Pitt (5/3)
- After slated start vs. FAU postponed, made two relief app vs. FSU
- Exited with no-decision in last start - 5.1 IP (2 ER) vs. UCF (4/15)
- Leads all Miami pitchers with 62 strikeouts; tied 1st with 6 wins
- Has nine starts and six relief appearances - last three were relief
- Picked up second W of '15 with 5.0 IP, 2 R, 4 K's vs. FGCU (3/4)
- Earned first career win vs. Barry (2/25), career-long 7.2 IP, 9 K's
- Earned first-team All-Dade from *Miami Herald* last two HS seasons

#### CAREER STATISTICS

YEAR	ERA	W-L	APP	IP	H	R	ER	BB	SO	B/AVG
2015	2.92	6-1	15	64.2	64	24	21	14	62	.266
2014	6.30	0-1	11	20.0	22	16	14	10	18	.282

CAREER 3.72 6-1 26 84.2 86 40 35 24 80 --

#### CAREER HIGHS

Innings: 7.2, vs. Barry, 2/25/2015

Hits: 11, vs. FGCU, 3/25/2015

Runs: 7, vs. FGCU, 3/25/2015

Earned Runs: 5, vs. FGCU, 3/25/2015

Strikeouts: 11, vs. Stetson, 3/11/2015

Walks: 2, seven times (last vs. UCF, 4/15/2015)

#### SEASON HIGHS

Innings: 7.2, vs. Barry, February 25

Hits: 11, vs. FGCU, March 25

Runs: 7, vs. FGCU, March 25

Earned Runs: 5, vs. FGCU, March 25

Strikeouts: 11, vs. Stetson, March 11

Walks: 2, five times (last vs. UCF, April 15)

# PLAYER PROFILES

## 39 • COOPER HAMMOND RHP

6-2 • 195 • SO • Venice, FL • Venice

- Team's top RH reliever out of pen - 26 APP leads all pitchers
- Submarine style delivery, effective against righthanded hitters
- Has allowed just 5 hits, 0 runs in last 10 appearances (10.0 IP)
- Struck out career-high four batters last time out vs. Pitt (5/3)
- Named 2013 *Sarasota-Herald Tribune* 7A Player of the Year
- Registered 9-0 record with 0.13 ERA in 56 innings as HS senior

### CAREER STATISTICS

YEAR	ERA	W-L	APP	IP	H	R	ER	BB	SO	B/AVG
2015	2.20	3-1	26	28.2	27	8	7	7	23	.248
2014	2.29	5-2	35	35.1	32	14	9	11	37	.252

CAREER 2.25 8-3 61 64.0 59 22 16 18 60 --

### CAREER HIGHS

Innings: 2.1, vs. Texas Tech, 6/2/2014  
 Hits: 4, twice (last at Wake Forest, 3/21/2015)  
 Runs: 2, five times (last at Wake Forest, 3/21/2015)  
 Earned Runs: 2, three times (last at Wake Forest, 3/21/2015)  
 Strikeouts: 4, at Pittsburgh, 5/3/2015  
 Walks: 2, vs. Florida State, 4/24/2015

### SEASON HIGHS

Innings: 2.0, three times (last vs. NC State, March 13)  
 Hits: 4, at Wake Forest, March 21  
 Runs: 2, three times (last at Wake Forest, March 21)  
 Earned Runs: 2, three times (last at Wake Forest, March 21)  
 Strikeouts: 4, at Pittsburgh, May 3  
 Walks: 2, vs. Florida State, April 24

### 2015: HAMMOND GAME-BY-GAME (3-1)

DATE	OPP.	GS	W-L	IP	H	R	ER	BB	SO	NP
2/13	Rutgers	W	0.2	1	0	0	0	0	1	12
2/14	Rutgers-2	--	1.1	0	0	0	0	0	1	10
2/17	@FAU	L	1.1	3	2	2	2	0	1	28
2/20	@Florida	--	2.0	2	0	0	0	1	3	45
2/25	Barry	--	0.0	1	1	0	0	0	0	9
2/27	Wright State	W	2.0	0	0	0	0	1	1	26
2/28	Wright State	--	0.2	0	0	0	0	0	2	12
3/1	Wright State	--	0.2	3	2	2	2	0	0	10
3/4	FGCU	--	1.2	1	0	0	0	0	0	23
3/7	@Louisville-2	--	1.1	2	0	0	0	1	0	22
3/13	NC State	--	2.0	1	0	0	0	1	3	31
3/14	NC State	--	0.2	0	0	0	0	0	1	12
3/21	@Wake	--	1.2	4	2	2	2	1	0	27
3/27	@UNC	W	1.1	0	0	0	0	0	1	21
3/27	@UNC	--	1.0	2	0	0	0	0	2	21
4/3	Duke	--	0.1	2	1	1	1	0	0	16
4/8	FAU	--	1.0	1	0	0	0	0	2	17
4/12	Va. Tech	--	1.0	0	0	0	0	0	0	12
4/15	UCF	--	1.0	0	0	0	0	0	0	14
4/17	@Virginia	--	0.1	0	0	0	0	0	0	6
4/18	@Virginia	--	0.2	0	0	0	0	0	0	6
4/19	@Virginia	--	1.2	0	0	0	0	0	0	11
4/24	Florida St.	--	0.2	0	0	0	0	2	1	18
4/26	Florida St.	--	1.0	1	0	0	0	0	0	11
5/2	@Pitt (G2)	--	1.0	1	0	0	0	0	0	7
5/3	@Pitt	--	1.2	2	0	0	0	0	4	26

## 32 • ANDY HONIOTES RHP

6-3 • 190 • FR • Geneva, Ill. • Geneva Community

- Tossed 2.0 scoreless innings last time out vs. FSU (4/25)
- Made career debut on 2/15 vs. Rutgers, tossing one scoreless IP

### CAREER STATISTICS

YEAR	ERA	W-L	APP	IP	H	R	ER	BB	SO	B/AVG
2015	0.00	0-0	5	6.1	3	0	0	6	5	.158

### SEASON HIGHS

Innings: 2.0, twice (last vs. Florida State, April 25)  
 Hits: 2, vs. Bethune-Cookman, April 1  
 Strikeouts: 2, twice (last vs. Florida State, April 25)  
 Walks: 3, vs. Bethune-Cookman, 4/1/2015

### 2015: HONIOTES GAME-BY-GAME (0-0)

DATE	OPP.	GS	W-L	IP	H	R	ER	BB	SO	NP
2/15	Rutgers	--	1.0	1	0	0	0	0	2	19
3/1	Wright State	--	0.1	0	0	0	0	0	0	2
3/10	@FGCU	--	1.0	0	0	0	0	1	0	16
4/1	Bethune	--	2.0	2	0	0	0	3	1	37
4/25	Florida St.	--	2.0	0	0	0	0	2	2	35

## 55 • JESSE LEPORE RHP

6-4 • 210 • FR • Beverly Hills, Fla. • Trinity Catholic

- Tossed 2.0 scoreless innings last time out vs. Florida State (4/25)
- Pitched scoreless innings vs. FGCU (3/10) and Stetson (3/11)
- Made career debut on 2/14 vs. Rutgers, allowing 1 ER in 1.1 IP
- Ranked No. 210 national high school prospect by *Perfect Game*
- Earned Pitcher of the Year from *Ocala Star-Banner* in 2014

### CAREER STATISTICS

YEAR	ERA	W-L	APP	IP	H	R	ER	BB	SO	B/AVG
2015	2.45	0-0	8	11.0	12	5	3	7	4	.273

### SEASON HIGHS

Innings: 2.0, twice (last vs. Florida State, April 25)  
 Hits: 4, vs. Wright State, March 1  
 Runs: 3, vs. Rutgers, February 14 (Game 2)  
 Earned Runs: 2, vs. Florida, February 20  
 Strikeouts: 2, last vs. Florida State, April 25  
 Walks: 2, twice (last at FGCU, March 10)

### 2015: LEPORE GAME-BY-GAME (0-0)

DATE	OPP.	GS	W-L	IP	H	R	ER	BB	SO	NP
2/14	Rutgers-2	--	1.1	2	3	1	2	0	0	38
2/20	@Florida	--	2.0	1	2	2	1	0	0	25
3/1	Wright State	--	1.2	4	0	0	0	1	0	33
3/10	@FGCU	--	1.0	0	0	0	0	2	1	22
3/11	Stetson	--	1.0	0	0	0	0	0	0	7
3/20	@Wake	--	1.0	1	0	0	0	1	1	22
4/11	Va. Tech	--	1.0	2	0	0	0	0	0	23
4/25	Florida St.	--	2.0	2	0	0	0	2	20	20

## 18 • MICHAEL MEDIAVILLA LHP

6-5 • 225 • FR • Hialeah, Fla. • Mater Academy

- Has replaced Thomas Woodrey as team's go-to lefty reliever
- Low 90's fastball and excellent changeup among best pitches
- 33 strikeouts is most among all relievers; .167 average is second
- Saw action in all three games vs. UVA, totaled six strikeouts
- Earned second win of season in last home APP vs. UCF (4/15)
- 22 APP tied for team-high; 30 K's is tops amongst relievers
- Tossed 2.0 scoreless with career-high 4 K vs. UNC (3/28)
- Selected by Cincinnati Reds in 40th Round of 2014 MLB Draft
- Ranked No. 240 national high school prospect by *Perfect Game*
- Led Mater to '14 state championship & back-to-back district titles

### CAREER STATISTICS

YEAR	ERA	W-L	APP	IP	H	R	ER	BB	SO	B/AVG
2015	1.93	2-1	23	23.1	13	8	5	11	33	.167

### SEASON HIGHS

Innings: 2.0, twice (last vs. FAU, April 8)  
 Hits: 2, five times (last at Virginia, April 18)  
 Runs: 2, twice (last at Wake Forest, March 22)  
 Earned Runs: 2, at Wake Forest, March 22  
 Strikeouts: 4, at North Carolina, March 28  
 Walks: 2, twice (last at Virginia, April 19)

### 2015: MEDIAVILLA GAME-BY-GAME (3-1)

DATE	OPP.	GS	W-L	IP	H	R	ER	BB	SO	NP
2/13	Rutgers	--	0.2	0	0	0	0	0	1	9
2/15	Rutgers	--	1.0	0	0	0	0	1	1	15
2/17	@FAU	--	0.1	0	0	0	0	0	0	6
2/20	@Florida	L	1.2	2	1	1	1	0	3	31
2/22	@Florida	--	0.1	0	0	0	0	0	0	10
2/28	Wright State	--	1.1	0	0	0	0	0	2	19
3/4	FGCU	--	1.0	0	0	0	0	0	2	14
3/7	@Louisville-1	--	0.2	0	2	0	1	1	1	24
3/8	@Louisville	--	1.0	0	0	0	0	1	1	21
3/11	Stetson	--	1.0	1	0	0	0	0	3	16
3/13	NC State	--	1.0	0	0	0	0	0	1	13
3/14	NC State	--	1.0	0	0	0	0	0	1	14
3/21	@Wake	--	1.0	2	1	1	0	0	0	17
3/22	@Wake	--	0.1	2	2	2	2	1	0	15
3/28	@UNC	--	2.0	0	0	0	0	2	4	30
4/3	Duke	W	1.0	0	0	0	0	1	1	23
4/8	FAU	--	2.0	0	0	0	0	0	1	31
4/12	Va. Tech	--	1.0	0	0	0	0	0	1	13
4/15	UCF	W	0.2	0	0	0	0	0	1	11
4/17	@Virginia	--	1.0	2	1	1	0	2	1	17
4/18	@Virginia	--	0.2	2	0	0	0	1	1	21
4/19	@Virginia	--	1.1	1	1	0	2	3	3	37
4/24	Florida St.	--	1.1	1	0	0	1	3	29	29
5/2	@Pitt (G1)	W	2.0	1	0	0	0	0	2	31
5/3	@Pitt	--	0.1	0	0	0	0	0	1	--

## 38 • RYAN OTERO RHP

6-5 • 205 • JR • Coral Gables, FL • Ransom Everglades

- Allowed 3 R in 0.2 innings of relief last time out vs. FSU (4/25)
- Tossed 3.0 scoreless innings in relief vs. UNC (3/29)
- Emergency start vs. UF (2/20) when Andy Suarez was scratched
- Matched career-long with 3 IP vs. Gators, allowing 2 H & 1 R
- Went career-long 3 IP in win over Rutgers (2/14)
- Led team in strikeouts during fall ball, where he impressed
- Older brother Dan Otero plays for Oakland Athletics

### CAREER STATISTICS

YEAR	ERA	W-L	APP	IP	H	R	ER	BB	SO	B/AVG
2015	5.14	0-0	12	21.0	19	13	12	7	10	.235
2014	0.00	0-0	1	0.1	1	0	0	0	1	.333
2013	13.50	0-0	4	3.1	4	7	5	5	2	.267

CAREER 5.96 0-0 17 25.2 24 20 17 12 13 --

### CAREER HIGHS

Innings: 3.0, four times (last, at North Carolina, 3/29/2015)  
 Hits: 5, vs. Wright State, 3/1/2015  
 Runs: 4, twice (last at FGCU, 3/10/2015)  
 Earned Runs: 3, four times (last vs. FGCU, 3/10/2015)  
 Strikeouts: 3, vs. FGCU, 3/10/2015  
 Walks: 2, twice

### SEASON HIGHS

Innings: 3.0, four times (last at North Carolina, March 29)  
 Hits: 5, vs. Wright State, March 1  
 Runs: 4, at FGCU, March 10  
 Earned Runs: 3, twice (last at FGCU, March 10)  
 Strikeouts: 3, at FGCU, March 10  
 Walks: 2, at FGCU, March 10

### 2015: OTERO GAME-BY-GAME (0-0)

DATE	OPP.	GS	W-L	IP	H	R	ER	BB	SO	NP
2/14	Rutgers-1	--	3.0	2	2	2	1	1	1	41
2/17	@FAU	--	1.1	0	0	0	0	0	0	18
2/20	@Florida	**	3.0	2	1	1	1	1	0	44
2/27	Wright St.	--	1.0	1	0	0	0	0	1	17
3/1	Wright St.	--	2.0	5	3	3	1	2	41	41
3/10	@FGCU	**	3.0	4	4	3	2	3	47	47
3/17	Army	--	1.0	0	0	0	0	0	0	3
3/20	@Wake	--	1.0	0	0	0	0	0	1	13
3/29	@UNC	--	3.0	0	0	0	0	1	31	31
4/5	Duke	--	1.0	2	0	0	0	0	0	12
4/10	Va Tech.	--	1.0	1	0	0	0	1	17	17
4/25	Florida St.	--	0.2	2	3	3	2	0	27	27

## 52 • DANIEL SAYLES LHP

6-4 • 212 • Jr. • Wauwatosa, Wisc. • Sacra. City Coll.

- Had emergency start vs. NCST (3/13), went just 0.2 innings
- Made season debut on 2/14 vs. RU, tossing 0.2 scoreless innings
- Spent two seasons at Sacramento City College

### CAREER STATISTICS

YEAR	ERA	W-L	APP	IP	H	R	ER	BB	SO	B/AVG
2015	10.80	0-0	5	1.2	4	3	2	1	0	.444
2014	7.36	0-1	5	3.6	5	4	3	2	3	.385

CAREER 9.65 0-1 10 5.1 9 7 5 3 3 --

### CAREER HIGHS

Innings: 1.0, twice  
 Hits: 2, vs. Stetson, 3/12/2014  
 Runs: 3, vs. Stetson, 3/12/2014  
 Earned Runs: 3, vs. Stetson, 3/12/2014  
 Strikeouts: 2, vs. UCF, 3/18/2014  
 Walks: 1, three times

### SEASON HIGHS

Innings: 0.2, twice (last vs. NC State, March 13)  
 Hits: 2, vs. NC State, March 13  
 Runs: 1, three times (last vs. NC State, March 13)  
 Earned Runs: 1, twice (last at Louisville, March 7)  
 Walks: 1, vs. NC State, March 13

# PLAYER PROFILES

## HITTER PROFILES

### 13 • WILLIE ABREU

OF

6-4 • 225 • SO • Hialeah, FL • Mater Academy

- Hitting .441 (15-for-34) with 2 HR, 10 RBI over last 10 games
- Elected team captain alongside fellow sophomore Bryan Garcia
- Riding career-best 13-game hitting streak into Wednesday's game
- Led all starters with .444 average against Pitt (4-for-9)
- Has already passed freshman totals for runs, home runs & RBI
- Connected on solo blast vs. UCF (4/15) that hit RF parking garage
- 61 hits in 2014 were tied for third-most; was third team All-ACC
- Drafted in 14th round of 2013 MLB Draft by Cincinnati Reds
- Ranked No. 175 Draft-eligible prospect in 2013 by *Perfect Game*

#### CAREER STATISTICS

YEAR	AVG	GP-GS	AB	R	H	2B	3B	HR	RBI	SB-A
2015	.310	46-46	158	31	49	8	0	3	33	4-4
2014	.277	61-59	220	29	61	8	1	1	28	4-5

CAREER .291 107-105 378 60 110 16 1 4 61 8-9

#### CAREER HIGHS

**At Bats:** 7, vs. North Carolina, 5/16/2014  
**Runs:** 3, twice (last vs. Villanova, 3/4/2014)  
**Hits:** 4, twice (last at Virginia, 4/19/2015)  
**RBI:** 3, four times (last vs. Florida State, 4/26/2015)  
**Walks:** 2, nine times (last vs. Bethune-Cookman, 4/1/2015)  
**Steals:** 1, eight times (last vs. Virginia Tech, 4/11/2015)  
**Hitting Streak:** 12 games (2014)

#### SEASON HIGHS

**At Bats:** 5, seven times (last at Virginia, April 19)  
**Runs:** 2, six times (last at Pittsburgh, May 2)  
**Hits:** 4, twice (last at Virginia, April 18)  
**RBI:** 3, three times (last vs. Florida State, April 26)  
**Walks:** 2, four times (last vs. Bethune-Cookman, April 1)  
**Steals:** 1, four times (last vs. Virginia Tech, April 11)  
**Hitting Streak:** 10 games (current)

### 17 • CHRISTOPHER BARR

1B

6-1 • 200 • R-SO • Royal Palm Beach, FL • Royal Palm Beach

- Bumped to No. 2 hole prior to Saturday game vs. FSU (4/25)
- Has started past 31 at first base leading into Wednesday's game
- Helped clinch Sunday win vs. Pitt with an RBI triple in 4th inning
- Leads team with 11 sacrifice hits - had two in Pitt series
- Missed 2014 season while recovering from surgery
- Excels defensively & on basepaths | 7 steals fourth-most on UM
- Recorded first career three-hit game in win over Wake (3/21)
- Went 2-for-3 with 2B, 3B, gamewinning hit vs. NC State (3/14)
- Finished Opening Weekend .347 (5-for-14), went 1-for-4 vs. FAU

#### CAREER STATISTICS

YEAR	AVG	GP-GS	AB	R	H	2B	3B	HR	RBI	SB-A
2015	.285	41-38	130	20	37	6	3	0	12	7-7
2013	.217	55-29	115	27	25	1	1	0	6	7-10

CAREER .253 96-67 245 47 62 7 4 0 18 14-17

#### CAREER HIGHS

**At Bats:** 6, vs. Florida State, 4/24/2015  
**Runs:** 2, eight times (last at Virginia, 4/17/2015)  
**Hits:** 3, at Wake Forest, 3/21/2015  
**RBI:** 3, vs. Virginia Tech, 3/22/2013  
**Walks:** 2, three times (last vs. UCF, 4/1/2015)  
**Steals:** 2, vs. North Carolina, 3/17/2013  
**Hitting Streak:** 5 games, twice (last 2015)

#### SEASON HIGHS

**At Bats:** 6, vs. Florida State, April 24  
**Runs:** 2, six times (last at Virginia, April 17)  
**Hits:** 3, at Wake Forest, March 21  
**RBI:** 2, twice (last vs. Virginia Tech, April 10)  
**Walks:** 2, twice (last vs. UCF, April 15)  
**Steals:** 1, six times (last vs. FAU, April 8)  
**Hitting Streak:** 5 games

### 45 • CARL CHESTER

OF

6-0 • 190 • FR. • Longwood, FL • Lake Brantley

- Moved to No. 9 spot from leadoff role in lineup during Duke series
- Hit .364 (4-for-11) in series with Pitt with two runs, two RBI
- Four homers & eight doubles put him 4th-best in both categories
- Offers dynamic speed - 10 steals rank third most on UM
- Had two doubles in 2-for-4 performance vs. FSU (4/24)
- Recorded two RBI groundouts in team's series vs. Virginia
- Hit .455 vs. Wake (5-for-11), including leadoff HR in G2 (3/21)
- Selected in 38th round of 2014 MLB Draft by Milwaukee
- Chosen by *D1Baseball.com* as pick for ACC Freshman of the Year

#### CAREER STATISTICS

YEAR	AVG	GP-GS	AB	R	H	2B	3B	HR	RBI	SB-A
2014	.263	46-44	171	35	45	8	1	4	21	10-13

#### SEASON HIGHS

**At Bats:** 6, vs. Wake Forest, March 21  
**Runs:** 2, eight times (last vs. Florida State, April 25)  
**Hits:** 3, twice (last at Wake Forest, March 21)  
**RBI:** 2, twice (last vs. Virginia Tech, April 11)  
**Walks:** 2, twice (last at Wake Forest, March 20)  
**Hitting Streak:** 7 games

### 0 • ZACK COLLINS

C/DH

6-3 • 220 • SO • Pembroke Pines, Fla. • Amer. Heritage

- Had dominant series vs. Pitt: 3 HR (inc. 1 grand slam) & 9 RBI
- Hit .385 against Panthers, scoring five runs and slugging 1.231
- Has already surpassed last year's runs scored total with 39 (32)
- Hitting .381 over last five games with four HRs and 11 RBI
- 19 extra-base hits ranks second on UM (only to Thompson's 27)
- Crushed sixth homer of season off parking garage vs FSU (4/26)
- Recorded first three-hit game of 2015 w/ 2 RBI vs. Bethune (4/1)
- *6th Baseball America* National Freshman of the Year from Miami
- Ranked by *Perfect Game* as top 2016 Draft-eligible player in ACC
- Named ACC Freshman of the Year and to All-ACC Third Team at C

#### CAREER STATISTICS

YEAR	AVG	GP-GS	AB	R	H	2B	3B	HR	RBI	SB-A
2015	.275	46-46	171	39	47	6	4	9	36	6-6
2014	.298	61-58	205	32	61	14	3	11	54	0-0

CAREER .282 107-104 376 71 108 20 7 20 90 6-6

#### CAREER HIGHS

**At Bats:** 6, twice (last vs. Duke, 5/24/2014)  
**Runs:** 3, twice (last vs. Bethune-Cookman, 4/1/2015)  
**Hits:** 4, vs. Notre Dame, 4/20/2014  
**RBI:** 6, at NC State, 3/30/2014  
**Walks:** 3, five times (last at Wake Forest, 3/20/2015)  
**Hitting Streak:** 9 games (2015)

#### SEASON HIGHS

**At Bats:** 5, six times (last at Pittsburgh, May 3)  
**Runs:** 3, three times (last at Pittsburgh, May 2 (Game Two))  
**Hits:** 3, vs. Bethune-Cookman, April 1  
**RBI:** 5, at Pittsburgh, May 2 (Game Two)  
**Walks:** 3, twice (last at Wake Forest, March 20)  
**Hitting Streak:** 9 games

### 44 • PETER CROCITTO

C/3B

6-0 • 205 • FR. • Palm City, FL • South Fork

- Has hit .500 (7-for-14) in pinch hit opportunities with four 2Bs
- Hit doubles vs. Bethune-Cookman, VTech, and two vs. FSU
- Connected on first career double & RBI in opener vs. VT (4/1)
- Has seen action in 11 games in first season
- Made diving stop at third in 9th vs. Wake (3/21) to save a basehit

#### CAREER STATISTICS

YEAR	AVG	GP-GS	AB	R	H	2B	3B	HR	RBI	SB-A
2015	.500	11-0	14	3	7	4	0	0	3	0-0

#### SEASON HIGHS

**At Bats:** 3, vs. Rutgers, February 15  
**Runs:** 1, three times (last vs. Florida State, April 25)  
**Hits:** 1, six times (last vs. Florida State, April 26)  
**RBI:** 1, twice (last vs. Florida State, April 26)  
**Walks:** N/A  
**Hitting Streak:** 2 games (current)

### 2 • RICKY EUSEBIO

OF

5-11 • 195 • JR • Homestead, FL • Gulliver Prep

- Moved to leadoff spot during Duke series after hitting in 2-hole
- .427 on-base percentage is fourth-best among regular starters
- Has started all 47 games in centerfield this season
- Has career 87.0% rate on stolen bases, including 81.2% this year
- 10 doubles is tied with Iskenderian for second-most on team
- Had team-high five RBI in sweep of Virginia Tech (4/10-12)
- Set career highs in every off. category in 2015 - his first as starter
- Constant on-base threat - HBP leader (13), 2nd in walks (31)
- One of only three players to start all 47 games this season
- Excels on defense, staff considers him w/best UM def. CFs ever
- Named to first team All-Dade senior season by *Miami Herald*

#### CAREER STATISTICS

YEAR	AVG	GP-GS	AB	R	H	2B	3B	HR	RBI	SB-A
2015	.283	47-47	173	45	49	10	2	2	21	13-16
2014	.263	44-13	57	16	15	2	0	0	7	6-6
2013	.221	47-23	95	14	21	3	0	0	8	8-9

CAREER .262 138-83 325 75 85 15 2 2 36 27-31

#### CAREER HIGHS

**At Bats:** 7, vs. Florida State, 4/24/2015  
**Runs:** 3, three times (last at FGCU, 3/10/2015)  
**Hits:** 3, four times (last vs. Duke, 4/3/2015)  
**RBI:** 3, four times (last vs. Virginia Tech, 4/11/2015)  
**Walks:** 2, 10 times (last vs. FAU, 4/8/2015)  
**Steals:** 2, four times (last vs. Rutgers, 2/15/2015)  
**Hitting Streak:** 7 games (2015)

#### SEASON HIGHS

**At Bats:** 7, vs. Florida State, April 24  
**Runs:** 3, three times (last at FGCU, March 10)  
**Hits:** 3, twice (last vs. Duke, April 3)  
**RBI:** 3, twice (last vs. Virginia Tech, April 11)  
**Walks:** 2, nine times (last vs. FAU, April 8)  
**Steals:** 2, vs. Rutgers, February 15, 2015  
**Hitting Streak:** 7 games

### 24 • JACOB HEYWARD

OF

6-3 • 201 • SO • McDonough, GA • Eagle's Landing

- Saw action in all three games vs. Pitt, finishing with four runs
- Went 2-for-3 in pinch hit opportunities vs. Panthers
- Serves as one of team's top defensive replacements in rightfield
- Made first start of season vs. Barry (2/27), had two walks
- Saw action in all four games versus Rutgers, totaling 3 R & 2 RBI
- Drafted in the 38th round of the 2013 MLB Draft by Atlanta
- Ranked No. 196 senior overall (No. 11 in Georgia) by *Perfect Game*
- Younger brother of St. Louis Cardinals' outfielder Jacob Heyward

#### CAREER STATISTICS

YEAR	AVG	GP-GS	AB	R	H	2B	3B	HR	RBI	SB-A
2015	.250	36-5	44	13	11	1	0	0	4	0-1
2014	.160	14-6	25	5	4	1	0	0	3	0-1

CAREER .217 50-11 69 18 15 2 0 0 7 0-2

#### CAREER HIGHS

**At Bats:** 5, at FGCU, 3/10/2015  
**Runs:** 2, three times (last at Pittsburgh, 5/2/2015 (Game One))  
**Hits:** 3, vs. Duke, 5/24/2014  
**RBI:** 3, vs. Duke, 5/10/2014  
**Walks:** 2, vs. Barry, 2/25/2015  
**Steals:** N/A  
**Hitting Streak:** 5 games (2014)

#### SEASON HIGHS

**At Bats:** 5, at FGCU, March 10  
**Runs:** 2, at Pittsburgh, May 2 (Game One)  
**Hits:** 2, vs. Florida State, April 25  
**RBI:** 2, twice (last vs. Florida State, April 25)  
**Walks:** 2, vs. Barry, February 25  
**Steals:** N/A  
**Hitting Streak:** 2 games, twice



## 7 • GEORGE ISKENDERIAN INF

6-0 • 190 • JR • Englewood Cliffs, NJ • IRCC

- .373 average leads all UM hitters and ranks second-best in ACC
- 16 steals leads all hitters and puts him fifth-most in ACC
- Tied career-high with four hits in 4-for-5 performance at Pitt (5/2)
- Hitting .X with 21 runs since moving to second base on April 1
- One of only three players to start all 47 games this season
- Leads team w/17 multi-hit games; 10 multi-RBI games tie for 2nd
- Hit .571 (8-for-14) with four runs in sweep of Duke (4/3-4/6)
- Picked by St. Louis (34th RD) in MLB Draft out of Indian River CC
- Played freshman season at South Carolina, hitting .250 with 6 RBI

### CAREER STATISTICS

YEAR	AVG	GP-GS	AB	R	H	2B	3B	HR	RBI	SB-A
2015	.373	47-47	185	51	69	10	2	3	39	16-16

### SEASON HIGHS

At Bats: 5, 13 times (last at Pittsburgh, May 2 [Game Two])  
 Runs: 3, four times (last vs. Florida State, April 26)  
 Hits: 4, three times (last at Pittsburgh, May 2 [Game One])  
 RBI: 3, four times (last vs. Duke, April 5)  
 Walks: 3, vs. Florida State, April 24  
 Steals: 2, three times (last vs. Bethune-Cookman, April 1)  
 Hitting Streak: 12 games

## 40 • GARRETT KENNEDY C

6-1 • 210 • SR • Davie, Fla. • Archbishop McCarthy

- Serving as one of Miami's most productive hitters in last year
- Already has set career highs in every offensive category
- Hitting .400 over last five games (6-for-15) with four RBI
- .441 on-base percentage is third-best among all regular starters
- One of just three players slugging over .500 (.503) - 13 XBHs
- Hit two-run walk-off home run in bottom nine vs. Wright St. (2/27)
- One of team's most experienced players, one of four seniors
- Saw action in 43 games in 2014, including 38 starts at catcher
- Connected in homers in back-to-back games against Florida in '14
- Named to 2014 Coral Gables Regional All-Tournament Team

### CAREER STATISTICS

YEAR	AVG	GP-GS	AB	R	H	2B	3B	HR	RBI	SB-A
2015	.343	44-39	151	33	52	7	1	5	31	1-1
2014	.231	43-38	117	14	27	3	0	2	16	1-1
2013	.282	45-39	124	17	35	4	0	3	16	0-2
2012	.165	40-31	85	6	14	0	0	0	4	0-1

CAREER .268 172-147 477 70 128 14 1 10 67 2-5

### CAREER HIGHS

At Bats: 8, vs. Florida State, 4/24/2015  
 Runs: 5, vs. Rutgers, 2/15/2015  
 Hits: 3, four times (last vs. Virginia Tech, 4/10/2015)  
 RBI: 3, three times (last vs. Duke, 4/3/2015)  
 Walks: 3, vs. St. John's, 3/5/2013  
 Steals: 1, twice (last vs. Virginia, 4/19/2015)  
 Hitting Streak: 11 games (2015)

### SEASON HIGHS

At Bats: 8, vs. Florida State, April 24  
 Runs: 5, vs. Rutgers, February 15  
 Hits: 3, four times (last vs. Virginia Tech, April 10)  
 RBI: 3, twice (last vs. Duke, April 3)  
 Walks: 2, six times (last vs. Virginia Tech, April 12)  
 Steals: 1, vs. Virginia, April 19  
 Hitting Streak: 11 games

## 51 • BRANDON LOPEZ SS

6-1 • 190 • JR • Miramar, FL • American Heritage

- Has started 17 of last 18 games at SS, including 14 straight
- Hit .364 (4-for-11) vs. Pitt with game-tying 1B in 8th inning of G1
- One of five regulars hitting over .300 - bat has impressed in 2015
- Hit .429 (6-for-14) & had three multi-hit games against FSU
- One of the top defensive infielders in the conference
- Drafted in 34th round of 2012 MLB Draft by Toronto Blue Jays

### CAREER STATISTICS

YEAR	AVG	GP-GS	AB	R	H	2B	3B	HR	RBI	SB-A
2015	.326	29-27	92	15	30	4	2	0	14	0-0
2014	.233	56-56	189	23	44	6	1	0	29	6-11
2013	.243	59-58	181	17	44	1	0	1	15	5-7

CAREER .255 144-141 462 55 118 11 3 1 58 11-18

### LOPEZ CAREER HIGHS

At Bats: 7, vs. North Carolina, 5/16/2014  
 Runs: 2, eight times (last at Pittsburgh, 5/3/2015)  
 Hits: 3, five times (last at Louisville, 3/7/2015)  
 RBI: 4, twice (last vs. Boston College, 3/7/2014)  
 Walks: 3, twice (last at Clemson, 4/27/2014)  
 Steals: 2, vs. Clemson, 4/27/2014  
 Hitting Streak: 7 games (2013)

### LOPEZ SEASON HIGHS

At Bats: 5, twice (last vs. Florida State, April 26)  
 Runs: 2, three times (last at Pittsburgh, May 3)  
 Hits: 3, at Louisville, March 7  
 RBI: 3, at Louisville, March 7  
 Walks: 2, three times (last vs. Florida State, April 24)  
 Steals: N/A  
 Hitting Streak: 5 games

## 42 • EDGAR MICHELANGELI INF

6-1 • 210 • R-SO • Miami, FL • Florida Christian

- Went hitless in two at bats in start at DH vs. Bethune (4/1)
- Went 1-for-4 in start at DH vs. Army (3/17)
- Two-run 2B in 8th inning helped clinch win vs. Rutgers (2/14)
- Made 18 appearances in first full season in '14, including 10 GS
- Sat out 2013 season due to NCAA transfer rules (Miami-Dade JC)

### CAREER STATISTICS

YEAR	AVG	GP-GS	AB	R	H	2B	3B	HR	RBI	SB-A
2015	.216	27-10	51	4	11	3	0	0	3	1-1
2014	.209	17-10	43	4	9	3	0	0	9	0-1

CAREER .220 44-20 94 8 20 6 0 0 12 1-2

### CAREER HIGHS

At Bats: 5, at FGCU, 3/10/2015  
 Runs: 2, vs. Wright State, 2/27/2015  
 Hits: 2, vs. FAU, 2/17/2015  
 RBI: 2, twice (last vs. Rutgers, 2/14/2015)  
 Walks: 2, vs. Wright State (2/27/2015)  
 Hitting Streak: 4 games (2015)

### SEASON HIGHS

At Bats: 5, at FGCU, March 10  
 Runs: 2, vs. Wright State, February 27  
 Hits: 2, at FAU, February 17  
 RBI: 2, vs. Rutgers, February 14  
 Walks: 2, vs. Wright State, February 27  
 Hitting Streak: 4 games (twice)

## 4 • JOHNNY RUIZ 2B

5-11 • 195 • SO • Coral Gables, FL • Westminster Chris.

- Has become Miami's top bat off the bench in second half of 2015
- Catalyst for Miami's rally vs. FAU - pinch-hit leadoff single (4/8)
- Started at second vs. Duke (4/5) & reached in all four appearances
- Team's top hitter at UNC: 4-for-9 (.444) with GWH in Game 1
- Delivered GWH on Opening Day, two-RBI single in 8th inning
- Took over 3B midway thru '14 after Thompson suffered blood clot
- Named 2013 4A-2A Player of the Year by *Miami Herald*
- Hit .564 with five home runs and 40 RBI during senior season

### CAREER STATISTICS

YEAR	AVG	GP-GS	AB	R	H	2B	3B	HR	RBI	SB-A
2015	.281	37-21	89	12	25	1	1	0	15	0-0
2014	.229	45-38	131	22	30	7	0	0	11	2-4

CAREER .250 82-59 220 34 55 8 0 0 26 2-4

### CAREER HIGHS

At Bats: 5, vs. Rutgers, 2/15/2015  
 Runs: 2, five times (last vs. Duke, 5/10/2014)  
 Hits: 3, twice (last vs. Pittsburgh, 4/13/2014)  
 RBI: 3, vs. Rutgers, 2/13/2015  
 Walks: 2, eight times (last vs. Duke, 4/5/2015)  
 Steals: 1, twice (last at Virginia Tech, 4/6/2014)  
 Hitting Streak: 6 games (2014)

### SEASON HIGHS

At Bats: 5, vs. Rutgers, February 15  
 Runs: 1, 10 times (last vs. Virginia Tech, April 12)  
 Hits: 2, five times (last vs. Duke, April 5)  
 RBI: 3, vs. Rutgers, February 13  
 Walks: 2, vs. Duke, April 5  
 Hitting Streak: 3 games (three times)

## 28 • MALIK ROSIER OF

6-3 • 213 • FR • Mobile, AL • Faith Academy

- Had first career hits - two-RBI 1B & solo HR - 2/15/15 vs. Rutgers
- Four-year letterman at Faith Academy, speedy & can hit for power
- Played catcher first three seasons before switching to outfield
- Also playing quarterback for football team at Miami

### CAREER STATISTICS

YEAR	AVG	GP-GS	AB	R	H	2B	3B	HR	RBI	SB-A
2015	.333	8-0	9	1	3	0	0	1	3	0-0

### SEASON HIGHS

At Bats: 3, vs. Rutgers, February 15  
 Runs: 1, vs. Rutgers, February 15  
 Hits: 2, vs. Rutgers, February 15  
 RBI: 3, vs. Rutgers, February 15

## 8 • DAVID THOMPSON INF

6-2 • 220 • JR • Miami, FL • Westminster Christian

- Named to Golden Spikes Award Midseason Watch List
- Leads team and tied for 2nd in ACC in HR's (11) & 3rd in RBI (56)
- Hit .308 (4-for-13) vs. Pitt, including go-ahead 1B in 9th in Game 1
- Has started all 47 games of season - 37 at 3B, 1 at DH, 9 at 1B
- Preseason All-America second-team selection by *Baseball America*
- 2-time ACC POTW this season in back-to-back weeks (3/16, 3/23)
- Developed blood clot in arm midway though '14, missed 32 games
- Earned Freshman All-America honors from *Perfect Game* in 2013
- Was the first three-time *Miami Herald* Athlete of the Year winner
- State home run leader for single season (19) and career (55), breaking records set by Alex Rodriguez at same school/ballpark

### CAREER STATISTICS

YEAR	AVG	GP-GS	AB	R	H	2B	3B	HR	RBI	SB-A
2015	.320	47-47	181	37	58	14	2	11	56	1-3
2014	.278	30-30	108	15	30	6	1	0	15	0-1
2013	.286	52-51	182	22	52	14	0	6	46	3-5

CAREER .297 129-128 471 74 140 34 3 17 117 4-9

### CAREER HIGHS

At Bats: 6, twice (last at FGCU, 3/10/2015)  
 Runs: 3, three times (last vs. Virginia Tech, 4/11/2015)  
 Hits: 4, at FGCU, 3/10/2015  
 RBI: 7, at Wake Forest, 3/20/2015  
 Walks: 2, nine times (last vs. Florida State, April 24)  
 Steals: 1, four times (last vs. Rutgers, 2/14/2015)  
 Hitting Streak: 20 games (2015)

### SEASON HIGHS

At Bats: 6, twice (last at FGCU, March 10)  
 Runs: 3, twice (last vs. Virginia Tech, April 11)  
 Hits: 4, at FGCU, March 10  
 RBI: 7, at Wake Forest, March 20  
 Walks: 2, six times (last vs. Florida State, April 24)  
 Steals: 1, vs. Rutgers, February 14  
 Hitting Streak: 20 games

## 10 • JUSTIN SMITH OF

6-2 • 205 • FR • St. John's, FL • Bartram Trail

- Had one walk, one run scored in start at LF vs. Duke (4/5)
- Made first start of career Saturday vs. NC State (3/14)
- Had first career hit in first career at bat vs. Rutgers (2/14)
- Saw action in three games vs. Rutgers, scored two runs
- Ranked No. 43 high school prospect by *Baseball America*
- Named *Perfect Game* First Team All-American from 2011-14

### CAREER STATISTICS

YEAR	AVG	GP-GS	AB	R	H	2B	3B	HR	RBI	SB-A
2015	.222	17-3	27	5	6	1	0	0	0	0-0

### SEASON HIGHS

At Bats: 4, vs. Army, March 17  
 Runs: 1, four times (last vs. Duke, April 5)  
 Hits: 1, four times (last vs. Bethune-Cookman, April 1)  
 RBI: N/A  
 Walks: 1, three times (last vs. Duke, April 5)  
 Steals: N/A  
 Hitting Streak: N/A

## STARTING PITCHER PROFILES

**43 THOMAS WOODREY JR LHP****Junior (2015)...**

Has stepped up in first season as starting pitcher, tossing 6.0 innings in every start this spring...Pitched in bullpen first two seasons at Miami...3.23 ERA is lowest among weekend starters...Changeup is best among all pitchers on staff...Has best control of any starter...Moved up to Friday night role after Florida series, beginning vs. Wright State (Feb. 20)...11 walks are fewest among starting pitchers...Scratched from start vs. NC State due to stomach virus.

**Sophomore (2014)...**

Served as one of team's most reliable relievers, finishing with 31 appearances totaling 49.2 innings...Recorded 2.54 ERA – third-lowest among bullpen regulars...Struck out 36 batters compared to just 11 walks...19 of 31 appearances were of more than one inning...Made six postseason appearances: three in ACC Championship (May 21-24), and three in Coral Gables Regional (May 31-June 2)

**Freshman (2013)...**

Saw action in 19 games including three starts...Totaled 40.1 innings, fifth-most of any pitcher on staff...Ended season with 4-0 record and 3.12 ERA...Opened season as midweek starter before shifting to bullpen...Finished with 30 strikeouts compared to 14 walks...Made three appearances in postseason totaling 3.0 innings with six strikeouts.

**CAREER HIGHS****Innings:** 8.0, vs. Maine, 3/5/2013**Hits Allowed:** 11, vs. Louisville, 3/7/2015**Runs Allowed:** 7, twice**Earned Runs Allowed:** 5, vs. Louisville, 3/7/2015**Strikeouts:** 7, vs. Virginia Tech, 4/10/2015**Walks:** 5, vs. FAU, 2/20/2013**CAREER STATISTICS**

YEAR	ERA	W-L	APP	IP	H	R	ER	BB	SO	B/AVG
2015	3.23	4-2	11	69.2	70	40	25	11	36	.259
2014	2.54	4-0	31	49.2	38	14	14	11	36	.221
2013	3.12	4-0	19	40.1	35	18	14	14	30	.230
<b>CAREER</b>	<b>2.83</b>	<b>12-2</b>	<b>61</b>	<b>159.2</b>	<b>143</b>	<b>72</b>	<b>53</b>	<b>36</b>	<b>132</b>	

**30 ANDREW SUAREZ R-JR LHP****Redshirt Junior (2015)...**

Named to Golden Spikes Award Preseason Watch List, recognizing top amateur player...Ranked in the top 100 MLB Draft prospects by MLB.com...Cruised through seven inning outing last time out vs. Pitt...Had disappointing performance vs. Florida State, tagged for career-high 12 runs (10 earned) on 11 hits...Struck out career-high 12 batters in 8.0-inning outing vs. Duke (April 4)...Considered among top college lefthanders eligible for 2015 MLB Draft.

**Redshirt Sophomore (2014)...**

Selected by Washington Nationals in second round of 2014 MLB First-Year Player Draft (No. 57 overall)...Earned third-team All-ACC recognition...Made 16 starts in weekend rotation, totaling 109.2 innings...Struck out season-high 10 batters twice...Tossed 9.0 innings in four different games.

**Redshirt Freshman (2013)...**

Recovered from shoulder surgery and made 15 starts as member of weekend rotation...Finished with 3-5 record and 3.95 ERA...Threw 86.2 innings, third-most of any pitcher on staff...Struck out 57 batters and issued 19 walks...Totaled 12.0 innings in two postseason starts against North Carolina (May 23) and Oklahoma State (June 2) with eight strikeouts and one walk.

**Freshman (2012)...**

Missed nearly entire season rehabbing from surgery...Started and pitched three impressive innings against the Marlins in the team's stadium-opening exhibition.

**CAREER HIGHS****Innings:** 9.0, four times**Hits Allowed:** 11, three times (last vs. FSU, 4/25/2015)**Runs Allowed:** 12, vs. FSU, 4/25/2015**Earned Runs Allowed:** 10, vs. FSU, 4/25/2015**Strikeouts:** 12, vs. Duke, 4/4/2015**Walks:** 5, vs. Wake Forest, 5/12/2013**CAREER STATISTICS**

YEAR	ERA	W-L	APP	IP	H	R	ER	BB	SO	B/AVG
2015	3.49	5-1	9	49.0	54	26	19	16	45	.280
2014	2.95	6-3	16	109.2	108	46	36	15	87	.256
2013	3.95	3-5	15	86.2	94	47	38	19	57	.282
2012	19.29	0-0	3	2.1	6	5	5	1	1	.462
<b>CAREER</b>	<b>3.09</b>	<b>14-9</b>	<b>43</b>	<b>292.2</b>	<b>262</b>	<b>126</b>	<b>98</b>	<b>51</b>	<b>190</b>	

## STARTING PITCHER PROFILES

**47 ENRIQUE SOSA JR RHP**



### Junior (2015)...

Has been among Miami's breakout performers in 2015...Has made 12 starts on weekend rotation, only pitcher to start every weekend...12-to-6 true curveball among best pitches on staff...Has 51 strikeouts in 63.1 innngs, and leads team with six wins...Has been particularly dominant at home, with 5-0 record and 0.95 ERA...Went career-long 7.0 innings vs. Duke (April 5)...Struck out career-high 10 batters in first start of season vs. Rutgers (Feb. 14).

### Sophomore (2014)...

Made 11 appearances out of bullpen, totaling 15.1 innings...Recorded 7.04 ERA with 14 strikeouts...Struck out season-high four batters against Bethune-Cookman (March 11) in career-long 2.2 innings...Tossed two scoreless innings against Virginia Tech (April 4)...Struck out three batters in two clean innings against Alabama State (May 2)...Did not allow any hits in 1.2 scoreless innings against North Carolina (May 16).

### Freshman (2013)...

Made five appearances out of the bullpen, totaling 7.0 innings...Allowed five earned runs (6.40 ERA)...Finished with three strikeouts...Pitched 1.0 scoreless inning in career debut against St. Thomas (Feb. 26)...Went career-high 2.2 innings and struck out career-high two batters against Illinois State (March 12).

### CAREER HIGHS

**Innings:** 7.0, vs. Virginia Tech, 4/12/2015

**Hits Allowed:** 9, vs. North Carolina, 3/29/2015

**Runs Allowed:** 7, vs. North Carolina, 3/29/2015

**Earned Runs Allowed:** 7, vs. North Carolina, 3/29/2015

**Strikeouts:** 10, vs. Oklahoma State, 5/31/2013

**Walks:** 4, vs. Pittsburgh, 5/3/2015

### CAREER STATISTICS

YEAR	ERA	W-L	APP	IP	H	R	ER	BB	SO	B/AVG
2015	3.98	6-3	12	63.1	63	31	28	23	51	.259
2014	7.04	0-1	11	15.1	12	14	12	11	14	.207
2013	6.43	0-0	5	7.0	8	5	5	6	3	.296
<b>CAREER</b>	<b>4.65</b>	<b>6-4</b>	<b>28</b>	<b>85.2</b>	<b>83</b>	<b>50</b>	<b>45</b>	<b>40</b>	<b>68</b>	

**14 DANNY GARCIA SO LHP**



### Sophomore (2015)...

Has been among team's most improved players in 2015, and has solidified role as No. 4 starter during midweek games...Has also served in long relief role out of bullpen...62 strikeouts leads the team...64.2 innings is second-most of any pitcher on staff...Made two relief appearances vs. Florida State and another on the road at Pittsburgh...Has made nine starts and six relief appearances...Struck out career-high 11 in start vs. Stetson...Will factor into weekend as spring moves towards postseason play...

### Freshman (2014)...

Saw action in 11 games, including three starts...Finished with 18 strikeouts...Made career-first appearance in season opener against Maine (Feb. 14), striking out one batter...Recorded career-first start against Villanova (March 5), allowing two runs while striking out career-high eight...Went career-long 4.2 innings against Stetson (March 12)...Struck out 11 batters in three starts

### High School...

Earned first-team All-Dade recognition from Miami Herald for final two seasons at Westwood Christian...Garnered all-state honors from Florida Athletic Coaches Association (FACA)...Recorded 5-2 record with 85 strikeouts and 1.85 ERA senior season, guiding school to first state championship in its history.

### CAREER HIGHS

**Innings:** 7.2, vs. Barry, 2/25/2015

**Hits Allowed:** 11, vs. FGCU, 3/25/2015

**Runs Allowed:** 7, vs. FGCU, 3/25/2015

**Earned Runs Allowed:** 5, vs. FGCU, 3/25/2015

**Strikeouts:** 11, vs. Stetson, 3/11/2015

**Walks:** 2, three times

### CAREER STATISTICS

YEAR	ERA	W-L	APP	IP	H	R	ER	BB	SO	B/AVG
2015	2.92	6-1	15	64.2	64	24	21	14	62	.266
2014	6.30	0-1	11	20.0	22	16	14	10	18	.282
<b>CAREER</b>	<b>3.80</b>	<b>6-2</b>	<b>26</b>	<b>84.2</b>	<b>86</b>	<b>40</b>	<b>35</b>	<b>24</b>	<b>80</b>	





**2015 Miami Hurricanes Baseball**  
**Overall Statistics for Miami (FL) (as of May 03, 2015)**  
**(All games Sorted by Batting avg)**



Record: 34-13 Home: 23-4 Away: 11-9 ACC: 19-8

Player	avg	gp-gs	ab	r	h	2b	3b	hr	rbi	tb	slg%	bb	hp	so	gdp	ob%	sf	sh	sb-att	po	a	e	fld%
George Iskenderian	.373	47-47	185	51	69	10	2	3	39	92	.497	26	5	33	2	.457	3	1	16-16	71	123	16	.924
Garrett Kennedy	.344	44-39	151	33	52	7	1	5	31	76	.503	25	2	18	2	.441	1	2	1-1	164	17	1	.995
Brandon Lopez	.326	29-27	92	15	30	4	2	0	14	38	.413	19	3	13	0	.452	1	5	0-0	36	79	8	.935
David Thompson	.320	47-47	181	37	58	14	2	11	56	109	.602	28	3	23	6	.412	4	3	1-3	111	80	9	.955
Willie Abreu	.310	46-46	158	31	49	8	0	3	33	66	.418	17	8	32	4	.402	1	5	4-4	79	6	0	1.000
Christopher Barr	.285	41-38	130	20	37	6	3	0	12	49	.377	16	4	28	3	.380	0	11	7-7	331	21	3	.992
Ricky Eusebio	.283	47-47	173	45	49	10	2	2	21	69	.399	31	13	31	2	.427	1	6	13-16	108	1	0	1.000
Johnny Ruiz	.281	37-21	89	12	25	1	1	0	15	28	.315	5	0	19	1	.313	2	3	0-0	45	69	3	.974
Zack Collins	.275	46-46	171	39	47	6	4	9	36	88	.515	35	5	44	4	.410	1	0	7-8	181	24	2	.990
Carl Chester	.263	46-44	171	31	45	8	1	4	21	67	.392	15	9	40	3	.352	1	6	10-13	66	4	3	.959
Jacob Heyward	.250	36-5	44	13	11	1	0	0	4	12	.273	7	2	12	0	.377	0	0	0-1	19	0	1	.950
-----																							
Peter Crocitto	.500	11-0	14	3	7	4	0	0	3	11	.786	0	0	3	0	.500	0	0	0-0	11	1	0	1.000
Sebastian Diaz	.364	7-3	11	3	4	0	0	0	3	4	.364	1	0	6	0	.385	1	0	1-1	7	5	3	.800
Malik Rosier	.333	8-0	9	1	3	0	0	1	3	6	.667	0	1	3	0	.400	0	0	0-0	3	0	0	1.000
Justin Smith	.222	17-3	27	5	6	1	0	0	0	7	.259	3	3	9	0	.364	0	0	0-0	6	0	0	1.000
Edgar Michelangeli	.216	27-10	51	4	11	3	0	0	3	14	.275	8	0	14	2	.322	0	2	1-1	22	22	3	.936
Totals	.304	47	1657	343	503	83	18	38	294	736	.444	236	58	328	29	.405	16	44	61-71	1281	523	60	.968
Opponents	.246	47	1591	192	391	66	8	18	161	527	.331	154	38	346	29	.324	14	32	32-52	1239	439	78	.956

LOB - Team (432), Opp (356). DPs turned - Team (36), Opp (36). CI - Team (0), Opp (3). IBB - Team (4), Thompson, D. 2, Iskenderian 1, Collins, Z. 1, Opp (7). Picked off - Chester, C. 4, Eusebio, R. 2, Michelangeli 1, Barr, C. 1, Thompson, D. 1, Collins, Z. 1.

**(All games Sorted by Earned run avg)**

Player	era	w-l	app	gs	cg	sho	sv	ip	h	r	er	bb	so	2b	3b	hr	b/avg	wp	hp	bk	sfa	sha
Danny Garcia	2.92	6-1	15	9	0	0/2	0	64.2	64	24	21	14	62	7	1	5	.266	4	4	0	1	3
Thomas Woodrey	3.23	4-2	11	11	0	0/0	0	69.2	70	40	25	11	36	12	5	7	.259	0	8	2	3	8
Andrew Suarez	3.49	5-1	9	9	0	0/2	0	49.0	54	26	19	16	45	8	0	3	.280	2	1	0	1	2
Enrique Sosa	3.98	6-3	12	12	0	0/2	0	63.1	63	31	28	23	51	11	0	3	.259	6	7	0	3	2
-----																						
Andy Honiotes	0.00	0-0	5	0	0	0/0	0	6.1	3	0	0	6	5	0	0	0	.158	0	1	0	0	0
Daniel Braggi	1.40	1-0	16	0	0	0/1	0	25.2	10	4	4	10	21	5	0	0	.120	1	1	0	0	1
Michael Mediavilla	1.75	3-1	25	0	0	0/1	0	25.2	14	8	5	11	35	6	0	0	.165	3	1	0	2	4
Sam Abrams	2.03	1-0	10	0	0	0/1	0	13.1	13	3	3	8	10	4	0	0	.283	0	3	0	2	2
Cooper Hammond	2.20	3-1	26	0	0	0/2	2	28.2	27	8	7	7	23	3	0	0	.248	1	5	0	0	3
Jesse Lepore	2.45	0-0	8	0	0	0/1	0	11.0	12	5	3	7	4	1	0	0	.273	1	0	1	0	0
Bryan Garcia	2.96	4-2	22	0	0	0/1	9	27.1	17	10	9	15	25	2	0	0	.189	5	2	0	0	5
Ryan Otero	5.14	0-0	12	2	0	0/1	1	21.0	19	13	12	7	10	4	1	0	.235	2	4	0	2	0
Derik Beauprez	7.78	1-2	13	3	0	0/1	0	19.2	21	17	17	18	19	3	0	0	.269	5	1	1	0	1
Daniel Sayles	10.80	0-0	5	1	0	0/0	0	1.2	4	3	2	1	0	0	1	0	.444	0	0	0	0	0
Totals	3.27	34-13	47	47	0	5/5	12	427.0	391	192	155	154	346	66	8	18	.246	30	38	4	14	31
Opponents	5.88	13-34	47	47	1	0/0	4	413.0	503	343	270	236	328	83	18	38	.304	56	58	2	16	43

PB - Team (5), Collins, Z. 4, Kennedy, G. 1, Opp (13). Pickoffs - Team (14), Collins, Z. 4, Garcia, D. 4, Suarez, A. 3, Woodrey, T. 1, Kennedy, G. 1, Abrams, S. 1, Opp (10). SBA/ATT - Collins, Z. (24-32), Kennedy, G. (8-17), Hammond, C. (9-11), Sosa, E. (4-8), Suarez, A. (5-8), Beauprez, D. (6-6), Garcia, D. (0-4), Mediavilla (1-3), Otero, R. (2-2), Woodrey, T. (0-2),



**2015 Miami Hurricanes Baseball**  
**Overall Statistics for Miami (FL) (as of May 03, 2015)**  
**(All games Sorted by Fielding pct)**



Player	c	po	a	e	fld%	dp	sba	csb	sba%	pb	ci
Ricky Eusebio	109	108	1	0	1.000	1	0	0	---	0	0
Willie Abreu	85	79	6	0	1.000	1	0	0	---	0	0
Thomas Woodrey	15	4	11	0	1.000	0	0	2	.000	0	0
Peter Crocitto	12	11	1	0	1.000	0	0	0	---	0	0
Michael Mediavilla	7	1	6	0	1.000	0	1	2	.333	0	0
Cooper Hammond	7	1	6	0	1.000	0	9	2	.818	0	0
Justin Smith	6	6	0	0	1.000	0	0	0	---	0	0
Sam Abrams	5	1	4	0	1.000	0	2	0	1.000	0	0
Ryan Otero	5	3	2	0	1.000	0	2	0	1.000	0	0
Daniel Braggi	4	1	3	0	1.000	0	0	0	---	0	0
Malik Rosier	3	3	0	0	1.000	0	0	0	---	0	0
Andy Honiotes	1	0	1	0	1.000	0	0	2	.000	0	0
Jesse Lepore	1	0	1	0	1.000	0	0	0	---	0	0
Garrett Kennedy	182	164	17	1	.995	0	8	9	.471	1	0
Christopher Barr	355	331	21	3	.992	25	0	0	---	0	0
Zack Collins	207	181	24	2	.990	1	24	8	.750	4	0
Johnny Ruiz	117	45	69	3	.974	12	0	0	---	0	0
Carl Chester	73	66	4	3	.959	0	0	0	---	0	0
David Thompson	200	111	80	9	.955	9	0	0	---	0	0
Jacob Heyward	20	19	0	1	.950	0	0	0	---	0	0
Edgar Michelangeli	47	22	22	3	.936	8	0	0	---	0	0
Brandon Lopez	123	36	79	8	.935	17	0	0	---	0	0
George Iskenderian	210	71	123	16	.924	20	0	0	---	0	0
Danny Garcia	20	1	17	2	.900	1	0	4	.000	0	0
Andrew Suarez	15	2	11	2	.867	1	5	3	.625	0	0
Bryan Garcia	7	1	5	1	.857	1	1	1	.500	0	0
Sebastian Diaz	15	7	5	3	.800	2	0	0	---	0	0
Enrique Sosa	5	2	2	1	.800	0	4	4	.500	0	0
Derik Beauprez	8	4	2	2	.750	0	6	0	1.000	0	0
Daniel Sayles	0	0	0	0	.000	0	2	0	1.000	0	0
Totals	1864	1281	523	60	.968	36	32	20	.615	5	0
Opponents	1756	1239	439	78	.956	36	61	10	.859	13	3

Hitting minimums - 29 Games 1 AB  
Pitching minimums - 1 Games 1.0 IP/Game

## STARTERS SUMMARY

Player	GS	Position											Batting Order								
		p	c	1b	2b	3b	ss	lf	cf	rf	of	dh	1st	2nd	3rd	4th	5th	6th	7th	8th	9th
Ricky Eusebio	47	.	.	.	.	.	.	.	47	.	.	.	17	30	.	.	.	.	.	.	.
George Iskenderia	47	.	.	.	17	10	20	.	.	.	.	.	.	.	24	8	5	6	4	.	.
David Thompson	47	.	.	9	.	37	.	.	.	.	.	1	.	.	5	6	26	9	1	.	.
Zack Collins	46	.	24	.	.	.	.	.	.	.	.	22	.	.	18	25	.	1	2	.	.
Willie Abreu	46	.	.	.	.	.	.	.	.	46	.	.	.	.	.	6	15	21	4	.	.
Carl Chester	44	.	.	.	.	.	.	44	.	.	.	.	30	.	.	.	.	.	.	.	14
Garrett Kennedy	39	.	23	.	.	.	.	.	.	.	.	16	.	11	.	2	1	9	15	1	.
Christopher Barr	38	.	.	38	.	.	.	.	.	.	.	.	.	6	.	.	.	.	1	22	9
Brandon Lopez	27	.	.	.	.	.	27	.	.	.	.	.	.	.	.	.	.	.	13	8	6
Johnny Ruiz	21	.	.	.	21	.	.	.	.	.	.	.	.	.	.	.	.	.	.	7	14
Enrique Sosa	12	12	.	.	.	.	.	.	.	.	.	.	.	.	.	.	.	.	.	.	.
Thomas Woodrey	11	11	.	.	.	.	.	.	.	.	.	.	.	.	.	.	.	.	.	.	.
Edgar Michelangel	10	.	.	.	7	.	.	.	.	.	.	3	.	.	.	.	.	.	6	4	.
Andrew Suarez	9	9	.	.	.	.	.	.	.	.	.	.	.	.	.	.	.	.	.	.	.
Danny Garcia	9	9	.	.	.	.	.	.	.	.	.	.	.	.	.	.	.	.	.	.	.
Jacob Heyward	5	.	.	.	.	.	.	1	.	1	.	3	.	.	.	.	.	.	.	3	2
Justin Smith	3	.	.	.	.	.	.	2	.	.	.	1	.	.	.	.	.	1	1	.	1
Derik Beauprez	3	3	.	.	.	.	.	.	.	.	.	.	.	.	.	.	.	.	.	.	.
Sebastian Diaz	3	.	.	.	2	.	.	.	.	.	.	1	.	.	.	.	.	.	.	2	1
Ryan Otero	2	2	.	.	.	.	.	.	.	.	.	.	.	.	.	.	.	.	.	.	.
Daniel Sayles	1	1	.	.	.	.	.	.	.	.	.	.	.	.	.	.	.	.	.	.	.

Starting Lineup By Position  
(Team W-L record when starter)

PITCHER:		
Enrique Sosa	12	(9-3)
Thomas Woodrey	11	(8-3)
Danny Garcia	9	(8-1)
Andrew Suarez	9	(7-2)
Derik Beauprez	3	(0-3)
Ryan Otero	2	(1-1)
Daniel Sayles	1	(1-0)
CATCHER:		
Zack Collins	24	(18-6)
Garrett Kennedy	23	(16-7)
FIRST BASE:		
Christopher Barr	38	(29-9)
David Thompson	9	(5-4)
SECOND BASE:		
Johnny Ruiz	21	(14-7)
George Iskenderian	17	(13-4)
Edgar Michelangeli	7	(5-2)
Sebastian Diaz	2	(2-0)
THIRD BASE:		
David Thompson	37	(28-9)
George Iskenderian	10	(6-4)
SHORTSTOP:		
Brandon Lopez	27	(19-8)
George Iskenderian	20	(15-5)
LEFT FIELD:		
Carl Chester	44	(31-13)
Justin Smith	2	(2-0)
Jacob Heyward	1	(1-0)
CENTER FIELD:		
Ricky Eusebio	47	(34-13)
RIGHT FIELD:		
Willie Abreu	46	(33-13)
Jacob Heyward	1	(1-0)
DESIGNATED HITTER:		
Zack Collins	22	(15-7)
Garrett Kennedy	16	(11-5)
Edgar Michelangeli	3	(3-0)
Jacob Heyward	3	(2-1)
David Thompson	1	(1-0)
Justin Smith	1	(1-0)
Sebastian Diaz	1	(1-0)

Starting Lineup By Lineup Spot  
(Team W-L record when starter)

LEADOFF:		
Carl Chester	30	(21-9)
Ricky Eusebio	17	(13-4)
2ND SPOT:		
Ricky Eusebio	30	(21-9)
Garrett Kennedy	11	(8-3)
Christopher Barr	6	(5-1)
3RD SPOT:		
George Iskenderian	24	(17-7)
Zack Collins	18	(13-5)
David Thompson	5	(4-1)
CLEANUP:		
Zack Collins	25	(18-7)
George Iskenderian	8	(6-2)
David Thompson	6	(5-1)
Willie Abreu	6	(3-3)
Garrett Kennedy	2	(2-0)
5TH SPOT:		
David Thompson	26	(18-8)
Willie Abreu	15	(11-4)
George Iskenderian	5	(4-1)
Garrett Kennedy	1	(1-0)
6TH SPOT:		
Willie Abreu	21	(17-4)
Garrett Kennedy	9	(6-3)
David Thompson	9	(7-2)
George Iskenderian	6	(3-3)
Justin Smith	1	(1-0)
Zack Collins	1	(0-1)
7TH SPOT:		
Garrett Kennedy	15	(10-5)
Brandon Lopez	13	(8-5)
Edgar Michelangeli	6	(6-0)
George Iskenderian	4	(4-0)
Willie Abreu	4	(2-2)
Zack Collins	2	(2-0)
Christopher Barr	1	(1-0)
Justin Smith	1	(1-0)
David Thompson	1	(0-1)
8TH SPOT:		
Christopher Barr	22	(16-6)
Brandon Lopez	8	(7-1)
Johnny Ruiz	7	(5-2)
Edgar Michelangeli	4	(2-2)
Jacob Heyward	3	(2-1)
Sebastian Diaz	2	(2-0)
Garrett Kennedy	1	(0-1)
9TH SPOT:		
Johnny Ruiz	14	(9-5)
Carl Chester	14	(10-4)
Christopher Barr	9	(7-2)
Brandon Lopez	6	(4-2)
Jacob Heyward	2	(2-0)
Justin Smith	1	(1-0)
Sebastian Diaz	1	(1-0)





**2015 Miami Hurricanes Baseball**  
**Games Summary for Miami (FL) (as of May 05, 2015)**  
**(All games)**



<b>Score by innings</b>	<b>1</b>	<b>2</b>	<b>3</b>	<b>4</b>	<b>5</b>	<b>6</b>	<b>7</b>	<b>8</b>	<b>9</b>	<b>EX</b>	<b>Total</b>
Miami (FL)	44	53	44	44	37	33	30	21	30	7	343
Opponents	20	30	32	28	20	16	13	18	10	5	192

**Record when ...**

Overall	34-13	After 6 leading	25-2
Conference	19-8	..... trailing	4-9
Non-Conference	15-5	..... tied	5-2
Home games	23-4	After 7 leading	26-1
Away games	11-9	..... trailing	4-9
Neutral site	0-0	..... tied	4-3
Day games	12-8	After 8 leading	27-0
Night games	22-5	..... trailing	3-10
vs Left starter	14-3	..... tied	4-3
vs Right starter	20-10		
1-Run games	8-5	Hit 0 home runs	12-11
2-Run games	3-1	... 1 home run	14-2
5+Run games	18-5	... 2+ home runs	8-0
Extra innings	3-1		
Shutouts	5-0	Opponent 0 home runs	24-8
		..... 1 home run	9-3
Scoring 0-2 runs	0-3	..... 2+ HRs	1-2
..... 3-5 runs	10-7		
..... 6-9 runs	14-3	Made 0 errors	7-3
..... 10+ runs	10-0	.... 1 error	18-3
		.... 2+ errors	9-7
Opponent 0-2 runs	15-1		
..... 3-5 runs	16-5	Opp. made 0 errors	7-3
..... 6-9 runs	3-3	..... 1 error	8-5
..... 10+ runs	0-4	..... 2+ errors	19-5
Scored in 1st inning	16-2	Out-hit opponent	27-1
Opp. scored in 1st	6-6	Out-hit by opponent	7-12
Scores first	25-4	Hits are tied	0-0
Opp. scores first	9-9		

**Record when team scores:**

Runs	0	1	2	3	4	5	6	7	8	9	10+
W-L	0-0	0-2	0-1	2-3	6-3	2-1	1-2	3-1	2-0	8-0	10-0

**Record when opponent scores:**

Runs	0	1	2	3	4	5	6	7	8	9	10+
W-L	5-0	3-0	7-1	10-0	3-1	3-4	1-0	2-0	0-2	0-1	0-4

**Record when leading after:**

Inn.	1	2	3	4	5	6	7	8
W-L	16-1	22-2	24-1	24-0	24-1	25-2	26-1	27-0

**Record when trailing after:**

Inn.	1	2	3	4	5	6	7	8
W-L	4-6	6-8	5-9	5-11	6-10	4-9	4-9	3-10

**Record when tied after:**

Inn.	1	2	3	4	5	6	7	8
W-L	14-6	6-3	5-3	5-2	4-2	5-2	4-3	4-3

Current winning streak: 4

Longest winning streak: 9

Longest losing streak: 2

Home attendance : 70887 ( 27 dates avg = 2625 )

Away attendance : 41453 ( 19 dates avg = 2181 )

Total attendance: 112340 ( 46 dates avg = 2442 )



**2015 Miami Hurricanes Baseball  
Miscellaneous Stats for Miami (FL) (as of May 05, 2015)  
(All games)**



<b>Multiple Hit Games</b>	<b>2</b>	<b>3</b>	<b>4</b>	<b>5+</b>	<b>Total</b>
George Iskenderian	8	6	3	-	17
Garrett Kennedy	11	4	-	-	15
David Thompson	10	3	1	-	14
Zack Collins	12	1	-	-	13
Ricky Eusebio	10	2	-	-	12
Willie Abreu	9	-	2	-	11
Christopher Barr	9	1	-	-	10
Brandon Lopez	8	1	-	-	9
Carl Chester	7	2	-	-	9
Johnny Ruiz	5	-	-	-	5
Jacob Heyward	1	-	-	-	1
Edgar Michelangeli	1	-	-	-	1
Malik Rosier	1	-	-	-	1
TEAM	92	20	6	0	118

<b>Multiple RBI Games</b>	<b>2</b>	<b>3</b>	<b>4</b>	<b>5+</b>	<b>Total</b>
David Thompson	6	2	2	3	13
George Iskenderian	7	4	-	-	11
Garrett Kennedy	8	2	-	-	10
Willie Abreu	5	3	-	-	8
Zack Collins	2	3	1	1	7
Ricky Eusebio	3	2	-	-	5
Brandon Lopez	1	2	-	-	3
Christopher Barr	2	-	-	-	2
Carl Chester	2	-	-	-	2
Johnny Ruiz	1	1	-	-	2
Jacob Heyward	2	-	-	-	2
Malik Rosier	-	1	-	-	1
Edgar Michelangeli	1	-	-	-	1
TEAM	40	20	3	4	67

<b>Hitting Streaks</b>	<b>Longest</b>	<b>Current</b>
David Thompson	20	4
Willie Abreu	13	13
George Iskenderian	12	1
Garrett Kennedy	11	5
Zack Collins	9	6
Ricky Eusebio	7	2
Carl Chester	7	4
Brandon Lopez	6	6
Christopher Barr	5	1
Edgar Michelangeli	4	-
Johnny Ruiz	3	1
Peter Crocitto	3	3
Jacob Heyward	3	1
Sebastian Diaz	3	-
Malik Rosier	2	-
Justin Smith	1	1

<b>Reached Base Streaks</b>	<b>Longest</b>	<b>Current</b>
Zack Collins	27	8
George Iskenderian	25	9
David Thompson	23	4
Ricky Eusebio	17	2
Garrett Kennedy	16	5
Willie Abreu	13	13
Carl Chester	12	6
Christopher Barr	9	1
Brandon Lopez	7	7
Johnny Ruiz	5	1
Jacob Heyward	5	3
Edgar Michelangeli	5	-
Justin Smith	4	2
Peter Crocitto	3	3
Sebastian Diaz	3	-
Malik Rosier	2	-

**2015 Miami Hurricanes Baseball**  
**Team Game-by-Game for Miami (FL) (as of May 05, 2015)**  
**Batting (All games)**

Date	Opponent	ab	r	h	rbi	2b	3b	hr	tb	bb	ibb	sb	cs	hbp	sac	sf	gdp	k	po	a	e	lob	avg
Feb 13	RUTGERS	30	5	7	4	1	1	0	10	4	0	0	1	2	2	0	0	12	27	19	2	9	.233
Feb 14	RUTGERS	33	9	10	7	3	0	0	13	7	0	1	0	2	0	0	1	7	27	16	1	9	.270
Feb 14	RUTGERS	35	9	15	8	4	2	0	23	9	0	4	1	0	0	1	0	5	27	8	1	12	.327
Feb 15	RUTGERS	45	25	21	24	8	1	2	37	8	0	1	0	4	1	1	1	5	27	7	2	10	.371
Feb 17	at FAU	36	3	8	2	0	0	1	11	4	0	1	0	2	0	0	0	4	24	11	2	12	.341
Feb 20	at Florida	34	3	10	1	2	0	0	12	1	0	1	0	0	0	0	1	8	26	9	0	5	.333
Feb 21	at Florida	30	7	8	7	2	1	1	15	7	1	0	1	1	2	0	3	9	27	7	1	6	.325
Feb 22	at Florida	31	1	3	0	0	0	0	3	3	0	2	0	1	0	0	0	7	24	15	1	7	.299
Feb 25	BARRY	25	5	5	5	2	0	0	7	10	0	3	1	3	2	0	1	5	27	9	3	11	.291
Feb 27	WRIGHT STATE	30	8	11	5	1	0	1	15	7	0	2	1	2	3	3	0	6	27	14	4	11	.298
Feb 28	WRIGHT STATE	36	4	13	3	1	0	0	14	5	0	1	0	0	0	0	1	7	27	6	2	13	.304
Mar 01	WRIGHT STATE	35	6	11	5	2	0	1	16	5	0	1	0	2	0	0	1	5	27	14	1	9	.305
Mar 04	FGCU	33	7	9	5	0	2	1	16	7	0	4	0	0	1	0	0	4	27	13	0	10	.303
*Mar 07	at Louisville	36	6	10	6	2	0	0	12	8	0	2	0	2	0	0	0	10	24	9	3	13	.301
*Mar 07	at Louisville	38	9	14	9	4	1	0	20	2	0	2	1	3	1	0	0	10	27	13	2	10	.306
*Mar 08	at Louisville	32	4	5	3	2	0	0	7	3	0	0	0	0	1	0	1	6	25	11	2	5	.297
Mar 10	at FGCU	46	15	17	11	3	1	2	28	4	0	2	0	3	0	0	0	12	27	7	1	11	.303
Mar 11	STETSON	37	7	13	7	0	0	1	16	3	0	1	1	1	0	0	1	6	27	5	1	10	.305
*Mar 13	NC STATE	28	3	6	3	1	0	2	13	9	0	0	0	2	3	0	1	9	30	12	2	12	.302
*Mar 14	NC STATE	32	9	10	7	1	1	0	13	6	0	3	0	2	1	2	0	12	27	10	0	10	.302
*Mar 15	NC STATE	33	6	10	4	1	0	1	14	2	0	0	0	0	1	0	1	2	27	9	0	6	.302
Mar 17	ARMY	33	9	9	8	0	0	3	18	5	0	2	0	2	0	0	1	6	27	15	0	7	.301
*Mar 20	at Wake Forest	40	15	15	13	2	0	4	29	11	0	2	0	2	2	0	0	14	27	10	1	13	.305
*Mar 21	at Wake Forest	37	12	15	9	3	0	2	24	6	0	1	0	2	1	2	3	3	27	15	1	9	.309
*Mar 22	at Wake Forest	36	4	10	2	3	1	0	15	2	0	3	0	1	1	0	0	6	24	8	1	10	.308
Mar 25	FGCU	31	1	4	1	0	0	0	4	1	0	2	0	0	0	0	0	5	27	11	3	4	.302
*Mar 27	at North Carolina	34	4	9	4	2	0	1	14	2	0	0	0	0	1	0	0	10	27	10	1	6	.300
*Mar 28	at North Carolina	31	4	5	4	0	0	1	8	5	1	0	0	0	3	2	2	7	33	13	1	4	.296
*Mar 29	at North Carolina	34	3	8	3	0	0	0	8	3	0	0	0	0	1	1	0	5	24	14	0	9	.294
Apr 01	BETHUNE-COOKMAN	37	13	13	11	4	0	0	17	7	0	5	0	2	0	0	1	4	27	10	1	9	.296
*Apr 03	DUKE	35	4	13	4	2	1	0	17	5	0	1	1	1	0	1	0	13	27	12	1	14	.298
*Apr 04	DUKE	29	3	8	3	1	0	1	12	3	0	0	0	0	1	0	1	5	27	13	2	6	.298
*Apr 05	DUKE	36	10	13	10	0	1	1	18	5	0	1	0	1	0	0	0	7	27	11	0	8	.300
Apr 08	FAU	39	4	11	2	0	0	0	11	9	0	2	0	0	0	0	0	9	30	7	1	16	.299
*Apr 10	VIRGINIA TECH	37	11	16	10	2	0	1	21	5	0	1	0	3	0	0	2	2	27	4	1	10	.303
*Apr 11	VIRGINIA TECH	37	14	11	12	3	0	1	17	6	0	2	0	2	1	0	0	9	27	10	1	8	.303
*Apr 12	VIRGINIA TECH	33	9	10	6	2	0	1	15	5	0	0	0	0	1	0	0	5	27	15	1	6	.303
Apr 15	UCF	29	4	9	4	0	0	1	12	5	0	2	0	1	2	0	1	5	27	11	0	9	.303
*Apr 17	at Virginia	34	4	9	4	2	1	0	13	3	0	0	1	0	2	0	0	4	24	9	2	8	.302
*Apr 18	at Virginia	32	2	7	2	0	0	0	7	2	0	1	0	0	2	0	0	12	24	11	2	7	.300
*Apr 19	at Virginia	34	8	9	8	2	1	0	13	7	0	1	0	1	1	0	1	6	27	7	3	8	.299
*Apr 24	FLORIDA STATE	56	7	11	4	2	0	0	13	9	1	1	1	1	4	2	0	13	51	19	0	14	.295
*Apr 25	FLORIDA STATE	38	5	13	4	4	1	0	19	1	0	0	0	1	0	0	1	6	27	16	3	8	.297
*Apr 26	FLORIDA STATE	41	12	18	12	2	0	4	32	3	1	0	0	2	0	0	1	8	27	10	1	10	.300
*May 02	at Pittsburgh	41	9	14	8	1	1	0	17	2	0	1	0	2	0	1	1	3	27	12	0	10	.301
*May 02	at Pittsburgh	38	12	13	12	4	0	1	20	7	0	1	0	1	2	0	0	5	27	15	1	9	.302
*May 03	at Pittsburgh	40	9	14	8	2	1	3	27	3	0	1	0	1	1	0	1	5	27	11	1	9	.304
Totals		1657	343	503	294	83	18	38	736	236	4	61	10	58	44	16	29	328	1281	523	60	432	.304



2015 Miami Hurricanes Baseball  
Team Game-by-Game for Miami (FL) (as of May 05, 2015)  
Pitching (All games)

Date	Opponent	ip	h	r	er	bb	so	2b	3b	hr	wp	bk	hbp	dp	ibb	score	w-l	sv	era
Feb 13	RUTGERS	9.0	10	2	2	2	7	1	0	1	1	0	1	2	0	5-2	1-0	1	2.00
Feb 14	RUTGERS	9.0	8	5	4	3	3	4	0	1	0	0	0	1	0	9-5	2-0	2	3.00
Feb 14	RUTGERS	9.0	3	3	1	5	11	1	0	0	1	0	1	0	0	9-3	3-0	3	2.33
Feb 15	RUTGERS	9.0	7	4	4	2	8	1	0	0	1	0	1	0	0	25-4	4-0	3	2.75
Feb 17	at FAU	8.0	11	5	5	3	3	0	0	0	2	1	1	1	0	3-5	4-1	3	3.27
Feb 20	at Florida	8.2	7	4	4	3	6	2	0	0	0	1	2	0	1	3-4	4-2	3	3.42
Feb 21	at Florida	9.0	6	2	1	3	3	0	0	1	0	0	0	1	0	7-2	5-2	3	3.06
Feb 22	at Florida	8.0	7	2	2	3	4	1	0	1	0	0	0	2	0	1-2	5-3	3	2.97
Feb 25	BARRY	9.0	7	3	1	2	11	0	1	0	0	0	0	0	0	5-3	6-3	4	2.75
Feb 27	WRIGHT STATE	9.0	9	7	1	2	7	1	1	1	0	0	3	2	0	8-7	7-3	4	2.57
Feb 28	WRIGHT STATE	9.0	6	3	2	3	10	2	0	0	0	0	1	0	0	4-3	8-3	4	2.51
Mar 01	WRIGHT STATE	9.0	16	12	12	6	9	2	1	0	1	0	0	2	0	6-12	8-4	4	3.32
Mar 04	FGCU	9.0	13	3	3	2	7	1	0	0	1	0	0	1	0	7-3	9-4	5	3.30
*Mar 07	at Louisville	8.0	12	9	5	2	6	3	1	0	0	1	0	0	1	6-9	9-5	5	3.45
*Mar 07	at Louisville	9.0	8	5	4	5	5	3	0	1	2	0	1	1	0	9-5	10-5	6	3.49
*Mar 08	at Louisville	8.1	7	5	4	8	5	1	0	0	1	0	0	1	1	4-5	10-6	6	3.54
Mar 10	at FGCU	9.0	5	4	3	6	10	1	0	0	1	0	2	1	0	15-4	11-6	6	3.50
Mar 11	STETSON	9.0	4	0	0	0	14	1	0	0	0	0	1	1	0	7-0	12-6	6	3.30
*Mar 13	NC STATE	10.0	8	2	1	5	8	2	0	0	0	0	2	0	2	3-2	13-6	6	3.16
*Mar 14	NC STATE	9.0	8	2	2	1	8	2	0	0	0	0	1	0	0	9-2	14-6	6	3.10
*Mar 15	NC STATE	9.0	3	0	0	0	8	1	0	0	0	0	0	0	0	6-0	15-6	6	2.95
Mar 17	ARMY	9.0	6	1	1	1	6	0	0	0	0	0	1	0	0	9-1	16-6	6	2.86
*Mar 20	at Wake Forest	9.0	7	2	1	4	8	1	0	0	0	0	2	1	0	15-2	17-6	6	2.78
*Mar 21	at Wake Forest	9.0	14	7	6	2	3	4	0	1	1	0	1	1	0	12-7	18-6	6	2.92
*Mar 22	at Wake Forest	8.0	13	10	10	7	7	4	0	1	4	0	2	0	0	4-10	18-7	6	3.22
Mar 25	FGCU	9.0	14	8	6	3	9	2	0	2	1	0	0	1	0	1-8	18-8	6	3.33
*Mar 27	at North Carolina	9.0	5	3	0	2	4	0	1	1	0	0	1	0	0	4-3	19-8	7	3.20
*Mar 28	at North Carolina	11.0	11	3	3	9	9	1	0	0	1	0	0	1	1	4-3	20-8	8	3.17
*Mar 29	at North Carolina	8.0	12	10	10	6	2	3	0	0	1	0	1	1	0	3-10	20-9	8	3.42
Apr 01	BETHUNE-COOKMAN	9.0	10	3	3	4	11	2	0	2	0	0	0	0	0	13-3	21-9	8	3.40
*Apr 03	DUKE	9.0	4	3	2	2	6	0	1	0	2	0	2	0	0	4-3	22-9	9	3.36
*Apr 04	DUKE	9.0	9	2	0	2	12	0	0	0	1	0	0	1	0	3-2	23-9	10	3.25
*Apr 05	DUKE	9.0	3	0	0	1	3	0	0	0	0	0	0	1	0	10-0	24-9	10	3.15
Apr 08	FAU	10.0	7	3	3	2	11	2	0	0	1	0	0	1	0	4-3	25-9	10	3.14
*Apr 10	VIRGINIA TECH	9.0	6	1	1	2	13	0	1	0	0	0	2	0	0	11-1	26-9	10	3.08
*Apr 11	VIRGINIA TECH	9.0	8	4	3	1	10	1	0	0	0	0	0	2	0	14-4	27-9	10	3.07
*Apr 12	VIRGINIA TECH	9.0	3	1	1	0	7	1	0	0	0	0	0	0	0	9-1	28-9	10	3.02
Apr 15	UCF	9.0	4	2	2	3	7	0	0	1	1	0	2	1	0	4-2	29-9	11	2.99
*Apr 17	at Virginia	8.0	11	5	5	1	4	3	0	0	0	0	0	0	0	4-5	29-10	11	3.05
*Apr 18	at Virginia	8.0	10	5	4	7	6	1	0	0	1	0	1	1	0	2-5	29-11	11	3.08
*Apr 19	at Virginia	9.0	10	6	4	5	7	1	0	0	1	0	0	1	0	8-6	30-11	12	3.11
*Apr 24	FLORIDA STATE	17.0	16	8	8	9	13	5	0	2	1	1	2	2	1	7-8	30-12	12	3.16
*Apr 25	FLORIDA STATE	9.0	17	15	13	6	7	3	0	1	1	0	0	1	0	5-15	30-13	12	3.38
*Apr 26	FLORIDA STATE	9.0	7	0	0	1	9	0	0	0	0	0	2	2	0	12-0	31-13	12	3.31
*May 02	at Pittsburgh	9.0	7	5	5	0	7	0	1	1	0	0	1	0	0	9-5	32-13	12	3.34
*May 02	at Pittsburgh	9.0	5	0	0	2	4	0	0	0	0	0	0	0	0	12-0	33-13	12	3.27
*May 03	at Pittsburgh	9.0	7	3	3	6	8	2	0	0	2	0	1	2	0	9-3	34-13	12	3.27
Totals		427.0	391	192	155	154	346	66	8	18	30	4	38	36	7	343-192	34-13	12	3.27



## 2015 Miami Hurricanes Baseball

### Bethune-Cookman at #12 Miami (FL)

Apr 01, 2015 at Coral Gables, Fla. (Mark Light Field)



#### Bethune-Cookman 3 (10-22)

Player	ab	r	h	rbi	bb	so	po	a	lob
Jameel Edney 2b	4	0	1	1	0	1	1	2	0
Marcus Stump ph	1	0	0	0	0	0	0	0	0
Jake Welch lf	4	0	0	0	0	3	2	0	1
Jordan Thomas ph	1	0	1	0	0	0	0	0	0
Nathan Bond rf	3	0	1	0	1	1	2	0	0
Bryant Munoz ph	1	0	1	0	0	0	0	0	0
Jordan Robinson cf	4	1	1	1	0	0	6	0	1
Austin Garcia 1b	3	0	2	0	0	0	4	0	0
Jose Carballo 1b	1	0	0	0	0	0	1	0	0
Zach Olszewski c	2	0	0	0	2	1	4	1	0
Brandon McCalla dh	3	0	0	0	1	1	0	0	1
Mijon Cummings 3b	3	1	2	1	0	1	1	4	2
Brandon Amendolare ph/3b	1	0	0	0	0	1	0	0	3
Demetrius Sims ss	4	1	1	0	0	2	3	1	0
Donte Lindsay p	0	0	0	0	0	0	0	1	0
Ivan Coutinho p	0	0	0	0	0	0	0	0	0
Michael Austin p	0	0	0	0	0	0	0	0	0
Clint Clymer p	0	0	0	0	0	0	0	0	0
Danny Melgarejo p	0	0	0	0	0	0	0	0	0
German Hernandez p	0	0	0	0	0	0	0	0	0
Juan Pizarro p	0	0	0	0	0	0	0	0	0
<b>Totals</b>	<b>35</b>	<b>3</b>	<b>10</b>	<b>3</b>	<b>4</b>	<b>11</b>	<b>24</b>	<b>9</b>	<b>9</b>

#### Miami (FL) 13 (21-9)

Player	ab	r	h	rbi	bb	so	po	a	lob
Carl Chester lf/cf	3	1	0	0	1	0	1	0	0
Malik Rosier ph/cf	1	0	0	0	0	1	0	0	0
Ricky Eusebio cf	3	2	1	0	1	1	2	0	1
Justin Smith ph/lf	1	0	1	0	0	0	0	0	0
David Thompson 3b	4	1	1	1	0	1	1	0	2
Johnny Ruiz 3b	1	0	0	0	0	0	1	1	0
Zack Collins c	4	3	3	2	1	1	11	1	0
George Iskenderian 2b	3	3	1	1	1	0	3	1	0
Willie Abreu rf	1	1	1	2	2	0	0	0	0
Jacob Heyward ph/rf	2	0	1	0	0	0	1	0	2
Edgar Michelangeli dh	2	0	0	0	0	0	0	0	2
Garrett Kennedy ph	2	1	1	2	0	0	0	0	0
Peter Crocitto ph	1	1	1	0	0	0	0	0	0
Brandon Lopez ss	4	0	1	1	1	0	0	3	0
Christopher Barr 1b	5	0	1	2	0	0	7	0	2
Danny Garcia p	0	0	0	0	0	0	0	4	0
Daniel Briggs p	0	0	0	0	0	0	0	0	0
Andy Honiotes p	0	0	0	0	0	0	0	0	0
<b>Totals</b>	<b>37</b>	<b>13</b>	<b>13</b>	<b>11</b>	<b>7</b>	<b>4</b>	<b>27</b>	<b>10</b>	<b>9</b>

Score by Innings	1	2	3	4	5	6	7	8	9	R	H	E
Bethune-Cookman	0	0	1	1	1	0	0	0	0	3	10	3
Miami (FL)	3	0	1	0	6	1	1	1	X	13	13	1

E - Edney, J.(7); Olszewski, Z(1); Lindsay, D.(2); Barr, C.(2). DP - BCU 1. LOB - BCU 9; Miami 9. 2B - Edney, J.(6); Garcia, A.(5); Collins, Z. 2(6); Kennedy, G.(6); Crocitto, P.(1). HR - Robinson, J.(3); Cummings, M.(1). HBP - Chester, C.; Iskenderian. SB - Eusebio, R.(11); Iskenderian 2(10); Abreu, W.(3); Barr, C.(5). CS - Edney, J.(2); Thomas, J.(2).

Bethune-Cookman	ip	h	r	er	bb	so	ab	bf	np
Donte Lindsay	2.2	3	4	3	3	2	11	15	62
Ivan Coutinho	1.1	1	2	2	1	0	5	6	22
Michael Austin	0.0	1	3	2	1	0	2	3	18
Clint Clymer	1.0	2	1	1	1	1	5	6	24
Danny Melgarejo	1.0	3	1	1	1	0	5	6	21
German Hernandez	1.0	2	1	1	0	0	5	6	20
Juan Pizarro	1.0	1	1	1	0	1	4	4	11

Miami (FL)	ip	h	r	er	bb	so	ab	bf	np
Danny Garcia	5.0	7	3	3	1	8	21	22	80
Daniel Briggs	2.0	1	0	0	0	2	7	7	25
Andy Honiotes	2.0	2	0	0	3	1	7	10	37

Win - Garcia, D. (5-1). Loss - Lindsay, D. (0-4). Save - None.

HBP - by Lindsay, D. (Iskenderian); by Hernandez, G (Chester, C.). PB - Olszewski, Z 2(8). Pitches/strikes: Lindsay, D. 62/36; Coutinho, I. 22/15; Austin, M. 18/8; Clymer, C. 24/14; Melgarejo, D 21/9; Hernandez, G 20/10; Pizarro, J. 11/9; Garcia, D. 80/53; Briggs, D. 25/18; Honiotes, A. 37/21.

Umpires - HP: Dave Meyer 1B: Joseph Judkowitz 3B: AJ Lostaglio

Start: 6:01 p.m Time: 3:00 Attendance: 1950

Coutinho, I. faced 2 batters in the 5th.

Austin, M. faced 3 batters in the 5th.