



**UNIVERSITY OF MIAMI
SPORTS MEDIA RELATIONS
DEPARTMENT OF INTERCOLLEGIATE ATHLETICS
CORAL GABLES, FLORIDA • TELEPHONE (305) 284-3244 • FAX (305) 284-2807
ASST. SID/VOLLEYBALL CONTACT: Bryan J. Harvey
OFFICE (305) 284-3249 • CELL (305) 301-9826 • E-MAIL: bharvey@miami.edu**

2009 Schedule & Results

Overall: 16-11 **ACC:** 9-8

Hurricane Invitational - Coral Gables, Fla.

Aug. 28	FLORIDA GULF COAST	W, 3-0
Aug. 29	PRAIRIE VIEW A&M	W, 3-0
	USF	L, 3-1

Hampton Inn & Suites Northern Colorado Classic - Greeley, Colo.

Sept. 4	vs. Eastern Michigan	W, 3-0
Sept. 5	vs. North Dakota State at Northern Colorado	W, 3-2 W, 3-0

Miami/FIU Invitational - Coral Gables, Fla.

Sept. 10	at FIU	L, 3-0
Sept. 11	MIDDLE TENNESSEE STATE	W, 3-1
Sept. 12	ALBANY (N.Y.)	W, 3-0

Seminole Tri-Match - Tallahassee, Fla.

Sept. 18	at #19 Florida State*	L, 3-0
Sept. 19	vs. Notre Dame	L, 3-2
Sept. 25	VIRGINIA*	W, 3-1
Sept. 27	VIRGINIA TECH*	L, 3-2
Oct. 2	CLEMSON*	L, 3-2
Oct. 4	GEORGIA TECH*	W, 3-2
Oct. 8	at Wake Forest*	W, 3-1
Oct. 9	at Duke*	L, 3-0
Oct. 16	at Boston College*	W, 3-1
Oct. 18	at Maryland*	W, 3-0
Oct. 23	NORTH CAROLINA*	L, 3-0
Oct. 25	NC STATE*	W, 3-0
Oct. 30	at Virginia Tech*	W, 3-0
Nov. 1	at Virginia*	L, 3-2
Nov. 6	WAKE FOREST*	W, 3-1
Nov. 8	DUKE*	L, 3-0
Nov. 13	at Georgia Tech*	W, 3-2
Nov. 14	at Clemson*	L, 3-0
Nov. 20	MARYLAND*	7 p.m.
Nov. 22	BOSTON COLLEGE*	1 p.m.
Nov. 25	FLORIDA STATE*	1 p.m.

NCAA Championships

Dec. 3-6	NCAA First/Second Rounds
Dec. 11-12	NCAA Regionals
Dec. 17	NCAA Semifinals
Dec. 19	NCAA Final

* - Atlantic Coast Conference match

All times are Eastern Standard Time (EST)

BOLD indicates home matches

Rankings according to AVCA/CBS poll at time of match

www.hurricanesports.com

For Release: Nov. 19, 2009

Miami Returns Home for Senior Day Weekend Facing ACC Opponents Maryland and Boston College

UPCOMING MATCHES

Nov. 20 Maryland 7 p.m.

Nov. 22 Boston College 1 p.m.

Nov. 25 Florida State 1 p.m.



All UM results will be posted following each match on Hurricanesports.com. You will also find up-to-date stats and releases regarding all University of Miami athletics, as well as UM volleyball.

Both home matches this weekend will be broadcast live through WVUM student radio ... the VOICE of the University of Miami Hurricanes. The broadcasts will be streamed live via the internet at www.wvum.org.

Live stats for both matches will be available through Game Tracker at www.hurricanesports.com.

MIAMI PROBABLE STARTERS

No.	Name	Yr.	Pos.	Ht.	kps	pct.	dps	bps	pps
2	Lane Carico	So.	OH	5-11	4.36	.251	3.44	0.34	4.72
6	Maria Andersson	Sr.	OH	5-10	0.52	.144	1.82	0.19	0.92
11	Genny Mayhew	Sr.	OH	5-11	1.94	.174	1.91	0.36	2.27
21	Ali Becker	So.	MB	6-1	2.07	.300	0.46	0.86	2.61
23	Nrithya Sundararaman	Fr.	RS/S	5-10	0.85	.240	1.28	0.51	1.20
32	Lici McGee	Jr.	MB	6-3	2.21	.278	0.27	1.05	2.83
36	Cassie Loessberg	Sr.	LIB	5-7	0.03	.045	4.98	0.00	0.21

Miami to Host Senior Day Weekend Against Maryland and Boston College...

The University of Miami volleyball team is set for a "Senior Day" weekend when playing host to the University of Maryland (Nov. 20) and Boston College (Nov. 22) this weekend. The 'Canes will enjoy "Senior Day" on Sunday, November 22, despite having one more home match to be played against ACC- and in-state rival Florida State on Wednesday, November 25.

Miami took both matches of the road series at Maryland and Boston College earlier in the year, but the Terrapins have traditionally played well against the Hurricanes in the past. The Eagles played well against Miami as well, taking the first set of an eventual four-set victory for the 'Canes in Chestnut Hill, Mass.

Miami will celebrate "Senior Day" saying good-bye to student-athletes Maria Andersson, Genny Mayhew, Cassie Loessberg and Griffin Udelson.

National Poll

*AVCA Division I Coaches Top 25
(November 16, 2009)*

#	School	Record	Last
1.	Penn State (60)	28-0	1
2.	Texas	20-1	2
3.	Hawai'i	25-2	3
4.	Washington	21-4	4
5.	Illinois	21-4	5
6.	Stanford	18-7	7
7.	UCLA	20-7	6
8.	Iowa State	22-4	8
9.	Nebraska	19-6	9
10.	Kentucky	25-2	11
11.	California	17-8	121
12.	Minnesota	21-7	13
13.	Florida	20-4	10
14.	Michigan	22-7	14
t-15.	Florida State	25-2	15
t-15.	Southern California	17-9	17
17.	LSU	21-5	19
18.	Oregon	16-8	16
19.	Arizona	18-7	18
20.	Saint Louis	22-6	20
21.	Northern Iowa	26-2	22
22.	St. Mary's (Calif.)	19-4	23
23.	Notre Dame	20-4	24
24.	Baylor	21-7	21
25.	Colorado State	22-4	NR

2009 UNIVERSITY OF MIAMI NUMERICAL ROSTER

No.	Name	Pos.	Ht.	Cl.	Hometown/Previous School
2	Lane Carico	OH	5-11	So.-1L	Manhattan Beach, Calif./Mira Costa HS
4	Ariell Cooke	MB	6-0	Jr.-2L	Oakland, Calif./Bishop O'Dowd HS
5	Jenna Berkley	MB	6-2	Fr.-HS	Wildwood, Mo./Eureka HS
6	Maria Andersson	OH	5-10	Sr.-2L	Ängelholm, Sweden/Allebergsgymnasiet
9	Katie Gallagher	S	5-11	Jr.-2L	Winter Park, Fla./Lake Highland Prep
11	Genny Mayhew	OH	5-11	Sr.-3L	Clovis, Calif./Clovis HS
12	Lizzie Hale	OH/RS	6-0	Fr.-HS	Menlo Park, Calif./Menlo School
16	Griffin Udelson	DS	5-7	Sr.-3L	Attleboro, Mass./Bishop Feehan HS
17	Christine Williamson	OH/RS	5-11	So.-1L	Tampa, Fla./Plant HS
21	Ali Becker	MB	6-1	So.-1L	Katy, Texas/Cinco Ranch HS
23	Nrithya Sundararaman	RS/S	5-10	Fr.-HS	Naperville, Ill./Naperville HS
32	Lici McGee	MB	6-3	Jr.-2L	Warr Acres, Okla./Putnam City Original HS
36	Cassie Loessberg	LIB	5-7	Sr.-3L	Sacramento, Calif./St. Francis HS

Head Coach – Nicole Lantagne Welch (Maryland, 1994), Ninth Season

Asst. Coach – Felix Hou (Shanghai Physical Education Institute, 1986), Second Season

Asst. Coach – Laura Kuhn (Georgia Tech, 2005), Second Season

PRONUNCIATION GUIDE...

Ali Becker	alley	Cassie Loessberg	LOSS-burg
Lane Carico	CARE-uh-coe	Laura Kuhn	Koon
Ariell Cooke	ARE-ee-uhl	Nrithya	NITH-ee-a
Katie Gallagher	GAL-uh-GUR	Sundararaman	Sun-dar-rah-RUH-man
Felix Hou	HO	Griffin Udelson	You-DELL-son
Nicole Lantagne Welch	Lan-TANE		

The Hurricanes enter the weekend with a record of 16-11 overall (9-8 ACC). They are led by sophomore outside hitter Lane Carico who has a league-leading 16 double-double performances on the year. Junior middle blocker Lici McGee collected her first double-double of the season last weekend at Georgia Tech, coming up huge for the Hurricanes with a career-best 15 kills and 13 blocks (assisted). McGee stamped most of her kills and blocks down the stretch for Miami in a 3-2 come-from-behind victory in Atlanta.

Quick Hits on Maryland...

The University of Maryland comes into the weekend holding a 13-17 record on the year, while sporting a 5-12 mark in the Atlantic Coast Conference. The Terrapins use a trio of players for kills, while being led by Maddi Lee with a team-leading 298. Right behind her are Katie Usher (263) and Kara Bates (262).

The setter for the Terps is Taylor Jones (635 / 6.55 aps), while the digs are led by Sam Rosario with 454 digs (4.17 dps). Also chipping in on defense is Brittney Grove with 269 digs—second-best on the Maryland squad.

Series Against Maryland...

The University of Maryland leads the all-time series against Miami with a 7-5 count. However, UM swept the Terps last year for the first time in history, and Miami took this year's only other meeting to claim three wins in a row in this series.

Quick Hits on Boston College...

Boston College comes into the weekend sporting a 12-16 overall record, and a mark of 2-15 in the ACC. Both of the Eagles' wins in ACC play have come against NC State (winless in the league).

Taylor Williams leads the Eagles with 321 kills, while teammates Mollie Kolosky owns 240 kills. The Eagles look towards setter Krissy Mussenden for assists, leading the way with 987. The digs are supplied on defense by libero Brennan Clark with a team-best 459 digs. Behind her is Kristen Baader with 255.

Series Against Boston College...

Against Boston College, the Hurricanes of Miami own an all-time record of 8-2. UM has won the last three meetings, including 3-0 scores in each match. The last BC win was a 3-0 count back on Oct. 12, 2007.

Last Time vs. Maryland (10/18/09)...

The University of Miami used 18 kills from Lane Carico and eight more from Lici McGee to help power past the University of Maryland, 3-0 (25-23, 25-15, 25-18), at Comcast Pavilion in College Park, Md. Maryland was led on the day by Maddi Lee's 11 kills. She was followed by Katie Usher and Brittney Grove, each adding five kills. Usher also placed three blocks, and Grove collected a team-high 13 digs. The 'Canes were led by Carico's 18 kills and six digs, while McGee tallied

eight kills and one block assist. Sundararaman finished with a match-high 36 assists, and Loessberg added 13 digs on defense.

Last Time vs. Boston College (10/16/09)...

Sophomore Lane Carico tallied a match-high 25 kills and classmate Christine Williamson exploded for 12 more in helping the University of Miami to a 3-1 victory (24-26, 25-12, 25-18, 25-18) over host Boston College inside Power Gymnasium in Chestnut Hill, Mass. As for Miami, Carico led all players with 25 kills while adding 13 digs and two blocks (assisted), jumping her double-double streak to eight matches. Williamson poured in double-digit kills (12) for the fourth time in five matches, while teammate Cooke placed nine kills and six blocks (five assists). Lizzie Hale posted a career-high 18 digs for UM, and Sundararaman had 49 assists and three blocks (two assists). Cassie Loessberg had 11 digs and two assists from her libero position. As a

UM Muscle Milk Student-Athlete of the Week

Student-Athlete	Sport	Date
Brittney Macdonald	Women's Soccer	Aug. 24
Kate Howarth	Women's Soccer	Aug. 31
Cassie Loessberg	Volleyball	Sept. 7
Jacory Harris	Football	Sept. 14
Jacory Harris	Football	Sept. 21
Vikki Alonzo	Women's Soccer	Sept. 28
Javarris James	Football	Oct. 4
Damien Berry	Football	Oct. 11
Lane Carico	Volleyball	Oct. 17
Beverly Goebel	Women's Soccer	Oct. 25
Jacory Harris	Football	Nov. 1
Graig Cooper	Football	Nov. 8
Riquna Williams	Women's Basketball	Nov. 14

Nicole Lantagne Welch

Head Coach
Ninth Year at Miami
Maryland, 1994
Record at Miami: 169-98 (.630)
Overall Record: Same



This season marks Nicole Lantagne Welch's ninth year at the helm of the University of Miami women's volleyball program. Under her guidance since 2001, the team has posted winning records in six

of the last eight seasons, including a second-place finish in the team's first year in ACC play in 2004.

Last season, Lantagne Welch led the Hurricanes to a tie for third place in the Atlantic Coast Conference (ACC) standings, and the team's best regular season record since 2002. During the year, Lantagne Welch collected her 150th career victory when the 'Canes defeated NC State, 3-0, on November 21, 2008. It was just two seasons ago that she posted her 100th career victory in the 2006 season-opener for UM with a 3-2 win over Alabama.

The 2008 season was special for UM as the team posted a record of 26-6 overall (14-6 ACC), finishing just one match shy of tying for an ACC Championship. Not to be overlooked was Lantagne Welch leading the 'Canes to three in-season tournament titles, including a tournament title at NCAA Tournament participant University of San Francisco as part of the Asics/Coca-Cola Invitational in San Francisco, Calif.

For those achievements and more, Lantagne Welch was tabbed ACC Coach of the Year, as well as American Volleyball Coaches Association (AVCA) East Region Coach of the Year. It was her first ACC coaching honor, while being the second AVCA Regional honor, collecting the award in 2002 during Miami's historic run to the Round of 16 in the NCAA Tournament.



Under her guidance, Lantagne Welch would later see freshman Lane Carico named ACC Freshman of the Year, as well as AVCA East Region Freshman of the Year. Carico would go on to be named to the All-ACC Second Team, as well as teammates Angelica Ellis and Genny Mayhew. Carico would represent the first-ever ACC Freshman of the Year coached by Lantagne Welch, while Ellis and Mayhew would become the seventh and eighth players in school history to be named to the All-ACC Volleyball Team.

Overall, her career at UM is highlighted in part by three seasons with at least 20 wins (2003-04, '08) and a trip to the "Sweet 16" in the Hurricanes' first-ever appearance at the NCAA Tournament in 2002. In her eight years at the helm in Coral Gables, Lantagne Welch has averaged 18.9 wins per seasons with a career record of 151-87.

While new records were set during the 2007 campaign, the 2008 season saw even those records fall as Lantagne Welch and her staff assembled one of the best records in school history. Lantagne Welch led Miami to its best ACC record in school history. It was also the second-best record in school history on the Division I level of athletics.

Katie Gallagher moved in sole possession of second place all-time at UM for assists in a career during the 2008 season, while Cassie Loessberg placed herself in second place for digs in a career. In addition, Loessberg broke her own school record from a year ago for digs in a single-season, upping the new record to 554—besting her old school-record mark by two.

As for Gallagher, she etched her name once again as one of the Top 10 single-season assists leaders in school history. Already sitting at third place in school history from the 2007 season where she collected 1,243 assists, Gallagher added to that total with 1,202 in 2008—good enough for sixth place all-time in school history.

Freshman Lane Carico broke the freshman record for kills in a single-season for UM with 369, adding her name to 10th all-time for single-season kills. Meanwhile, Miami tied a school-record for hitting percentage in a five-set match, collecting a .329 percentage at Florida State on Nov. 26, 2008. The 'Canes would also collect the second-best single-set hitting mark in school history with a .615 clip against Boston College in the third set on Oct. 10, 2008.

Lantagne Welch would see two more student-athletes graduate following the 2008 season. Angelica Ellis and Bridget Bomhack both earned their Bachelor's Degree, while Ashley Woods completed her Master's Degree.

Woods placed her name eighth all-time in sets played (367), as well as eighth place all-time in total attacks (1,764). Ellis now ranks ninth in attacks (1,209), while also collecting the third-highest individual single-season hitting percentage (.350) from the 2008 campaign. Overall, Ellis is third in school history in career hitting percentage with a .275 clip through 318 sets and 1,209 attacks. Woods is tied for fifth in career hitting percentage, holding a .256 clip, sitting alongside Ciara Michel (2004-07).

The eighth-year head coach also coached three All-ACC Second Team members with

Lane Carico, Angelica Ellis and Genny Mayhew. In addition, Carico and Ellis were each named as AVCA All-America honorable mention, while Carico was selected the 2008 AVCA East Region Freshman of the Year. Carico was also the true definition of "student-athlete" as she was named to the All-ACC Academic Team.

A native of Encinitas, Calif., Lantagne Welch grew up in a family where volleyball had been a major part of their livelihood. Her parents, Joe and JoAnn, owned and operated a highly regarded volleyball scouting service that evaluated high school players, covering the regions of California, Nevada and Arizona. Lantagne Welch's sister, Jenelle Duvall, was an All-American at the University of Pittsburgh and served as an assistant coach at Northern Arizona and Northern Illinois. She also served as head coach at Metro State College of Denver.

Lantagne Welch played at the University of Maryland from 1990-1993. In her role as a four-year starting setter, she guided the Terrapins to their first-ever Atlantic Coast Conference Championship (ACC) title and an automatic berth to the NCAA Tournament in 1990. As a top collegiate setter, Lantagne Welch garnered First Team All-Atlantic Coast Conference honors in 1992 and '93, and earned Second Team All-ACC accolades in 1991. She would also be named AVCA National Player of the Week (Oct. 12, 1993) following an upset victory over Florida State.

Serving as a team captain through her final two seasons, Lantagne Welch finished her outstanding collegiate career as Maryland's all-time assists, digs and matches played leader. Throughout her career in College Park, Lantagne Welch accumulated various academic honors including ACC Honor Roll and district academic All-America as a senior. She graduated in 1994 with a Bachelor of Science degree in Business Marketing. For her accomplishments as a student-athlete, Lantagne Welch was named to the Atlantic Coast Conference 50th Anniversary Volleyball Team along with five other Terrapins from teams of the 1990s.

Lantagne Welch arrived at Miami after serving as an assistant coach at Texas A&M. During her three seasons there, the Aggies finished ranked in the top 20 and qualified for the NCAA Tournament each season (1997-99). In 1999, Texas A&M advanced to the elite eight of the NCAA Tournament, compiling a 28-6 record and a No. 9 final ranking.

In 2002, she married Wesley Paul Welch of Denver City, Texas, in her hometown of Encinitas, Calif. On Dec. 7, 2004, the couple celebrated the birth of their daughter, Riley Jaye and on April 8, 2007, son Ayden Fletcher was born. Lantagne Welch and her family reside in Miami.

- 2002 AVCA/Tachikara All-District I*/Northeast Coach of the Year
- 2008 AVCA East Region Coach of the Year
- 2008 ACC Coach of the Year

Nicole Lantagne Welch's Record at UM

YEAR	OVERALL			ACC			FINISH
	W	L	PCT.	W	L	PCT.	
2001	17	7	.708	—	—	—	—
2002	27	6	.818	10	3	.769	t-2nd
2003	22	9	.710	9	3	.750	3rd
2004	17	9	.654	11	5	.688	2nd
2005	16	14	.533	11	11	.500	6th
2006	12	19	.387	9	13	.409	t-9th
2007	14	17	.452	8	14	.364	t-8th
2008	26	6	.813	14	6	.700	t-3rd
2009	16	11	.593	9	8	.529	—
TOTAL	167	98	.630	80	62	.563	

Note: Miami was independent from a conference during the 2001 campaign. UM competed in the BIG EAST Conference from 2002-2004. They started in the Atlantic Coast Conference during the 2005 season.

Atlantic Coast Conference

2009 ACC STANDINGS

School	ACC	Overall
Florida State	16-1	25-2
Duke	14-3	24-5
Georgia Tech	12-5	18-9
Clemson	11-6	21-8
North Carolina	11-6	15-13
Miami	9-8	16-11
Virginia Tech	8-9	18-10
Virginia	7-10	12-16
Wake Forest	7-10	9-19
Maryland	5-12	13-17
Boston College	2-15	12-16
NC State	0-17	7-25

UPCOMING ACC SCHEDULE

Friday, November 20

Boston College at Florida State	7 p.m.
Virginia Tech at Clemson	7 p.m.
NC State at Duke	7 p.m.
Virginia at Georgia Tech	7 p.m.
Maryland at Miami	7 p.m.
North Carolina at Wake Forest	7 p.m.

Saturday, November 21

NC State at Wake Forest	6 p.m.
Virginia at Clemson	6 p.m.
North Carolina at Duke	7 p.m.
Virginia Tech at Georgia Tech	7 p.m.

Sunday, November 22

Boston College at Miami	1 p.m.
Maryland at Florida State	1 p.m.

Tuesday, November 24

Wake Forest at Duke	7 p.m.
---------------------	--------

Wednesday, November 25

North Carolina at NC State	1 p.m.
Florida State at Miami	2 p.m.
Boston College at Maryland	5 p.m.
Virginia at Virginia Tech	6 p.m.

Friday, November 27

Georgia Tech at Clemson	5 p.m.
-------------------------	--------

Updated Career Records

Kills

1. Karla Johnson (2002-05)	1,484
2. Valeria Tipiana (2001-04)	1,411
3. Francheska Savage (2002-06)	1,325
4. Genny Mayhew (2006-pres.)	1,009
5. Elizabeth Tyson (2001-04)	1,002
6. Ciara Michel (2003-07)	962
7. Marcela Gamarra (2001-02)	845
8. Lane Carico (2008-pres.)	809
9. Ashley Woods (2004-08)	689
10. Angelica Ellis (2005-08)	538

Assists

1. Jill Robinson (2003-06)	4,937
2. Katie Gallagher (2007-pres.)	2,744
3. Mallorey James (2001-04)	2,025
4. Nrithya Sundararaman (2009-pres.)	776
5. Margie Young (2002-03)	634
6. Jamie Grass (2001-04)	554
7. Bridget Bomhack (2005-08)	260
8. Valeria Tipiana (2001-04)	254
9. Cassie Loessberg (2006-pres.)	209
10. Ashley Woods (2005-08)	155

Digs

1. Cassie Loessberg (2006-pres.)	1,927
2. Jamie Grass (2001-04)	1,621
3. Jill Robinson (2003-06)	1,001
4. Valeria Tipiana (2001-04)	968
5. Ann Gallo (2003-06)	878
6. Elizabeth Tyson (2001-04)	808
7. Lane Carico (2008-pres.)	763
8. Genny Mayhew (2006-pres.)	699
9. Michelle Bruin (2004-07)	633
10. Katie Gallagher (2007-pres.)	632

Total Blocks

1. Ciara Michel (2003-07)	573
2. Karla Johnson (2002-05)	358
3. Francheska Savage (2002-06)	348
4. Valeria Tipiana (2001-04)	299
5. Jill Robinson (2003-06)	270
6. Angelica Ellis (2005-08)	264
7. Robin Lewullis (2002-03)	253
8. Ashley Woods (2004-08)	238
9. Lici McGee (2007-pres.)	185
10. Elizabeth Tyson (2001-04)	146

Hurricanes Record vs. Conferences

America East	1-0
Atlantic Coast	9-8
Atlantic Sun	1-0
Big East	0-2
Big Sky	1-0
Mid-American	1-0
Southwestern Athletic	1-0
The Summit League	1-0
Sun Belt	1-1

Miami's Record When...

When Playing at Home	8-5
When Playing on the Road	6-5
On a Neutral Floor	2-1
In night matches	11-7
In day matches	5-4
In Tournament Play	7-2
In the Atlantic Coast Conference	9-8
ACC Home Record	4-4
ACC Away Record	5-4
ACC Night Record	6-5
ACC Day Record	3-3
vs. CBS Sports/AVCA Top 25	0-1
vs. Top 25 at Home	0-0
vs. Top 25 on the Road	0-1
When Recording Less than 40 Kills	1-6
When Recording 40-49 Kills	5-0
When Recording 50-59 Kills	4-3
When Recording 60-69 Kills	6-2
When Recording 70-79 Kills	0-0
When Recording More than 80 Kills	0-0
When Recording 1-3 Aces	9-6
When Recording 4-6 Aces	4-4
When Recording 7-9 Aces	2-1
When Recording 10 or more Aces	1-0
When Recording 0-5 Blocks	3-3
When Recording 6-10 Blocks	6-6
When Recording 11-15 Blocks	7-2
When Recording 16-20 Blocks	0-0
When Recording 21-25 Blocks	0-0
When Recording More than 25 Blocks	0-0
When Recording Less than 30 Digs	1-0
When Recording 31-50 Digs	3-6
When Recording 51-70 Digs	7-2
When Recording 71-90 Digs	4-2
When Recording 91-110 Digs	0-1
When Recording More than 110 Digs	1-0
When No Hurricanes Reach 10+ Kills	2-3
When One 'Cane Reaches 10+ Kills	3-4
When Multiple 'Canes Reach 10+ Kills	11-4
When No Opponents Reach 10+ Kills	3-1
When One Opponent Reaches 10+ Kills	4-1
When Multiple Opponents Reach 10+ Kills	9-9
When No Hurricanes Reach 10+ Digs	1-0
When One 'Cane Reaches 10+ Digs	6-2
When Multiple 'Canes Reach 10+ Digs	9-9
When No Opponents Reach 10+ Digs	2-0
When One Opponent Reaches 10+ Digs	2-3
When Multiple Opponents Reach 10+ Digs	12-8
When Miami has more Total Attempts	5-4
When Opponent has more Total Attempts	10-7
When Total Attempts are tied	1-0
When Miami has more Assists	12-2
When Opponent has more Assists	2-9
When Assists are Tied	2-0
When wearing White Jerseys	5-2
When wearing Green Jerseys	6-3
When wearing Black Jerseys	5-6

Hurricanes VB Media Policy

KNIGHT SPORTS COMPLEX

Press row for University of Miami volleyball matches is located on the north side of the court at the James L. Knight Sports Complex, across from the team benches. The media entrance to the arena is from the southwest corner of the Complex, and the southwest entrance is also used for Will Call pick-up of credentials. Parking is located in either the lot for Mark Light Field, or Cobb Stadium directly adjacent to the Knight Sports Complex.

MEDIA & PHOTO PASSES

Credentials for Hurricanes home matches are issued for working media only and must be requested through the sports media relations office at least 24 hours prior to the selected home event you wish to attend. Credentials are issued on a match-by-match basis and a formal request must be issued to the Miami Sports Media Relations Office. Only photographers on assignment from an accredited media agency will be issued credentials. Photographers are required to abide by the guidelines set forth by the NCAA on shooting limitations from the sidelines. Those not complying with the guidelines may be removed.

MEDIA SERVICES

Pregame media supplements including notes, statistics, media guides and gameday programs will be available prior to the start of the first set. Between-game and final statistics, plus a running play-by-play and post game notes will be provided. Final statistics will be emailed and/or faxed via Miami's broadcast system following the conclusion of the match. In-game questions or concerns can be addressed on press row by Assistant Sports Media Relations Director Bryan J. Harvey.

WEBSITES

As a general rule, fan-based web sites containing at least one or more of the following: chat rooms, message boards, recruiting information, scouting reports and links to news sites, as well as other fan-based features shall not be issued credentials to Miami volleyball matches. Local and national organizations that maintain a news-based Web site in connection with their regular newspaper or magazine, as well as radio or television broadcast, shall be issued credentials on a match-by-match basis. Live, real-time updates will not be permitted. Fan-based web sites wishing to discuss coverage and credential options should contact the Miami Sports Media Relations office at (305) 284-3244.

INTERVIEWS

Following home games, Miami head coach Nicole Lantagne Welch will return to the court to handle any media questions, and players will also be available after a brief cooling-off period following the match's conclusion. Miami's locker will be closed at all times.

TELEPHONES

Telephone lines at the Knight Sports Complex are limited to home radio and the visiting teams' "official" sports administrator/media relations contact. All media wishing to file stories should contact Bryan J. Harvey prior to the conclusion of the game in order to make arrangements to be escorted back to the Sports Media Relations Office in order to work in a work-friendly environment. Any and all questions will be addressed in this designated area.

team, UM hit .308 on the night, eclipsing the .300-mark for the fourth time this year—and the second time in three ACC matches.

Seniors Set to Depart...

When taking the floor against Boston College on Sunday, November 22, four Hurricanes will enjoy "Senior Day" though having one more home match remaining on the season. Seniors Maria Andersson, Genny Mayhew, Cassie Loessberg and Griffin Udelson will get a chance to say good-bye to the James L. Knight Sports Complex, and fans will enjoy one of their finals matches inside volleyball's home arena.

Fast Noting the 'Canes...

Junior middle blocker Lici McGee collected career-highs of 15 kills and 13 blocks against the Yellow Jackets. Meanwhile, sophomore outside hitter Christine Williamson registered a career-high 19 kills in the win over Georgia Tech.

'Canes Named Academic All-District...

Senior Maria Andersson and sophomore Lane Carico were among eight ACC schools named to the ESPN The Magazine Academic All-District III Second Team last week. For Carico, this is her second Academic honor since arriving in Coral Gables after being named to the ACC All-Academic Team in 2008-09.

Playing the Numbers with Miami...

The number 16 — Double-doubles this season to lead the ACC for Miami sophomore outside hitter Lane Carico. Carico has recorded double-doubles in 55.6 percent of her matches this season.

Sundararaman Moves Up the Charts...

Freshman setter/right side hitter Nrithya Sundararaman has quickly made a move on the all-time assists charts at UM, placing herself fourth with 776 assists on the season. Her 776 assists ranks eighth all-time at UM for assists in a single-season.

On These Dates in History...

The University of Miami holds a 10-4 all-time mark in matches played on November 20 and 22. In matches played on November 20, UM is 7-4, while holding a mark of 3-1 all-time in matches played on November 22. Miami's last match on either of these dates was a setback at UNC last season in a key ACC match-up between the 'Canes and Tar Heels.

Mayhew Eclipses 1,000 Career Kills...

With a kill in the second set of last weekend's match against Wake Forest, senior outside hitter Genny Mayhew became just the fifth player in UM history to eclipse 1,000 kills in a career. The Clovis, Calif., native now has established herself in a tie for fourth place all-time in school history in kills with 1,000. She needs one to pass former UM great Elizabeth Tyson for sole possession of fourth place.

ACC Goes Academic in Volleyball...

Eight ACC volleyball student-athletes were selected to the College Sports Information Directors of America/ESPN The Magazine Academic All-

Individual Marks

MIAMI DOUBLE-DOUBLES

Lane Carico (16)
 - 8/28 vs. Florida Gulf Coast (11 kills, 13 digs)
 - 9/5 vs. North Dakota State (19 kills, 22 digs)
 - 9/19 vs. Notre Dame (16 kills, 23 digs)
 - 9/25 vs. Virginia (21 kills, 17 digs)
 - 9/27 vs. Virginia Tech (18 kills, 16 digs)
 - 10/2 vs. Clemson (36 kills, 17 digs)
 - 10/4 vs. Georgia Tech (30 kills, 16 digs)
 - 10/8 vs. Wake Forest (22 kills, 22 digs)
 - 10/9 vs. Duke (15 kills, 13 digs)
 - 10/16 at Boston College (25 kills, 13 digs)
 - 10/23 vs. North Carolina (16 kills, 12 digs)
 - 10/25 vs. NC State (10 kills, 13 digs)
 - 11/1 at Virginia (21 kills, 23 digs)
 - 11/6 vs. Wake Forest (18 kills, 21 digs)
 - 11/8 vs. Duke (11 kills, 11 digs)
 - 11/13 at Georgia Tech (20 kills, 19 digs)

Nrithya Sundararaman (5)
 - 8/29 vs. USF (39 assists, 10 digs)
 - 9/25 vs. Virginia (49 assists, 14 digs)
 - 9/27 vs. Virginia Tech (44 assists, 11 digs)
 - 10/23 vs. North Carolina (27 assists, 10 digs)
 - 11/1 at Virginia (47 assists, 16 digs)

Maria Andersson (1)
 - 9/25 vs. Virginia (13 kills, 10 digs)

Ali Becker (1)
 - 10/8 vs. Wake Forest (12 kills, 10 blocks)

Katie Gallagher (1)
 - 9/5 vs. North Dakota State (50 assists, 15 digs)

Genny Mayhew (1)
 - 9/19 vs. Notre Dame (15 kills, 15 digs)

Lici McGee (1)
 - 11/13 at Georgia Tech (15 kills, 13 blocks)

Sports Imports/AVCA Player of the Week

September

- 1 Kari Pestolesi (Jr., OH) - UC Irvine
- 8 Ashley Engle (Sr., S) - Texas
- 14 Lauren Cook (Fr., S) - UCLA
- 21 Megan Hodge (Sr., OH) - Penn State
- 28 Rebecca Saraceno (Sr., OH) - UC Santa Barbara

October

- 6 Alix Klineman (Jr., OH) - Stanford
- 13 Sam Dabbs (Sr., S) - Louisiana State
- 20 Sonja Newcombe (Sr., OH) - Oregon
- 27 Hana Cutura (Sr., OH) - California

November

- 3 Megan Hodge (Sr., OH) - Penn State
- 10 Sydney Anderson (Jr., S) - Nebraska

ACC PLAYER OF THE WEEK

August

- 31 Monique Mead (Fr., OH) - Georgia Tech

September

- 7 Kelsey Murphy (Sr., S) - Clemson
- 14 Brittany Roderick (Sr., MB) - Georgia Tech
- 21 Kellie Catanach (So., S) - Duke
- 28 Rachael Moss (Sr., OH) - Duke

October

- 5 Lane Carico (So., OH) - Miami
- 12 Jordana Price (Sr., MB) - Florida State
- 19 Justine Record (So., OH) - Virginia Tech
- 27 Simone Asque (So., OH) - Virginia

November

- 2 Simone Asque (So., OH) - Virginia
- 9 Sandra Adeleye (Fr., MB) - Clemson
- Rachael Moss (Sr., OH) - Duke
- 16 Lia Proctor (Sr., OH) - Clemson



District III team. Florida State senior middle blocker Brianna Barry, North Carolina senior middle hitter Heather Brooks, Virginia senior outside hitter Lauren Dickson, and Duke senior outside hitter and reigning ACC Co-Player of the Week Rachael Moss were named to the first-team. Miami senior outside hitter Maria Andersson and sophomore outside hitter Lane Carico, Duke sophomore middle blocker/outside hitter Sophia Dunworth, and Florida State junior defensive specialist Taylor Wilson were second-team picks.

hitter Lane Carico and three more from junior middle blocker Lici McGee in order to stay close throughout the opening set. Clemson (21-8, 10-7 ACC) led 17-12 until McGee posted a kill that began a 4-0 UM run to bring the 'Canes within, 17-16. After Clemson stretched its lead at 20-17, Miami took a kill from sophomore Ali Becker and used a Clemson attack error to pull within, 20-19.




However, the Tigers closed the opening set on a 5-1 run with the help of Sandra Adeleye as she recorded two kills and a block in order to preserve Clemson's 25-20 set-win.



UM Present on All-ACC Preseason Team...
Three student-athletes from Miami are on this year's Preseason All-ACC Team for head coach Nicole Lantagne Welch. Seniors Genny Mayhew and Cassie Loessberg headline the list for UM, while sophomore Lane Carico earns her first Preseason nod as well. For Mayhew, this is her second consecutive ACC Preseason accolade.

In the second set, Becker produced four kills and claimed two block assists as she helped Miami stay within striking distance late in the frame. Carico had a kill and senior Maria Andersson placed another to bring the 'Canes to within, 22-20. But it would be as close as the Hurricanes would come as Natalie Patzin and Adeleye provided the kills down the stretch to give Clemson a 2-0 lead in the match courtesy a 25-22 second set victory.




Duke Predicted to Win ACC Regular Season...
The Duke University volleyball team is predicted to win the 2009 Atlantic Coast Conference championship and headlines a list of 18 student-athletes selected to the 2009 Preseason All-ACC volleyball team, as announced today by Commissioner John D. Swofford.

Miami hung tight with the Tigers the entire third set as a Clemson service error started a 4-0 UM run that saw the 'Canes take a 9-6 lead following a Genny Mayhew kill. The 'Canes led 10-8 after another Mayhew kill, and then stretched it at 15-13 with the help of a kill by McGee.



Duke takes in 116 of a possible 121 points, including seven of 12 first place votes. Coaches' votes for the predicted order of finish were tallied with 11 points being applied to a first-place vote, 10 points for a second-place vote, etc. Coaches were not permitted to predict their own team's order of finish.

Clemson interrupted the Hurricanes rally with a 4-1 run that ended with the Tigers' Cansu Ozdemir giving her team the lead with a kill of her own, 17-16.




Just 17 points separate the top-four teams as Florida State, Miami, and North Carolina also take in first-place votes. Florida State follows Duke in second place with 104 points and three first-place votes, while Miami is tabbed to finish in third with 101 points and one first-place vote. North Carolina lands in fourth with 99 points and one first-place vote.

The Hurricanes reclaimed the lead after a Mayhew service ace, but Clemson rallied behind Lia Proctor and Adeleye with consecutive kills to put the Tigers back on top, 21-20. The Hurricanes countered with a kill from Carico, one of just two in the set for the Manhattan Beach, Calif., native, in order to knot the set at 21-all.



Clemson is tabbed fifth with 75 points, and is followed by Virginia Tech (71), Virginia (62), Georgia Tech (49), Wake Forest (47), Maryland (33), NC State (21), and Boston College (14).

With the Tigers clinging to a 23-22 advantage following Miami's McGee staking one of her three kills in the set, Clemson closed out the set- and match-victory with a kill from Proctor.



'Canes on the Net...
All Miami home matches this year will feature live stats through Game Tracker on www.hurricanesports.com. All UM home matches will feature radio broadcast through WVUM...the official student radio station for the University of Miami.

Clemson was led on the night by Adeleye and teammate Proctor, each collecting a match-high 13 kills in the win. Ozdemir added five kills and 13 digs, while libero Didem Ege pulled in a match-high 15 digs on defense.



Last Time Out - vs. Clemson (11/14/09)...
Lane Carico supplied nine kills and Ali Becker added eight, but it wasn't enough Saturday night as the University of Miami volleyball team dropped a 3-0 decision (25-20, 25-22, 25-23) to ACC opponent Clemson University at Jervey Gymnasium in Clemson, S.C.

Miami used a team-high nine kills from Carico, ending her string of 16 consecutive matches with double-digit kills dating back to its start versus Notre Dame on Sept. 19. Becker added eight kills and three blocks (two assisted). McGee, Friday night's hero for UM, posted seven kills and four blocks (three assists) in the loss.



Miami (16-11, 9-8 ACC) fought tough against Clemson, but in the end the Hurricanes were unable to claim their first-ever win on the road against the Tigers.

Libero Cassie Loessberg collected 12 digs, and freshman setter Nrithya Sundararaman set up 28 assists while posting four digs on defense.



The 'Canes used four kills from sophomore outside

Miami looks to rebound when it gets back to action next Friday, November 20 as the 'Canes play host to the University of Maryland inside the James L. Knight Sports Complex at 7 p.m.





2 LANE CARICO
OH, 5-11, So.
Manhattan Beach, Calif.



4 ARIELL COOKE
MB, 6-0, Jr.
Oakland, Calif.



5 JENNA BERKLEY
MB, 6-2, Fr.
Wildwood, Mo.



6 MARIA ANDERSSON
OH, 5-10, Sr.
Ängelholm, Sweden



9 KATIE GALLAGHER
S, 5-11, Jr.
Winter Park, Fla.



11 GENNY MAYHEW
OH, 5-11, Sr.
Clovis, Calif.



12 LIZZIE HALE
OH/RS, 6-0, Fr.
Menlo Park, Calif.



16 GRIFFIN UDELSON
DS, 5-7, Sr.
Attleboro, Mass.



17 CHRISTINE WILLIAMSON
OH/RS, 5-11, So.
Tampa, Fla.



21 ALI BECKER
MB, 6-1, So.
Katy, Texas



23 NRITHYA SUNDARAMAN
RS/S, 5-10, Fr.
Naperville, Ill.



32 LICI MCGEE
MB, 6-3, Jr.
Warr Acres, Okla.



36 CASSIE LOESSBERG
LIB, 5-7, Sr.
Sacramento, Calif.



PRISCILLA DOBBS
Athletic Trainer
First Season



LAUREN REYNOLDS
Student Trainer
First Season



NICOLE LANTAGNE WELCH
Head Coach
Ninth Season



FELIX HOU
Asst. Coach
Second Season



LAURA KUHN
Asst. Coach
Second Season



**#2 Lane Carico • Outside Hitter • 5-11 • Sophomore • Manhattan Beach, Calif. • Mira Costa HS**

Awards: 2009 – Preseason All-ACC Team; Hurricane Invitational All-Tournament Team; Hampton Inn & Suites Northern Colorado Classic - MVP

2009 Match Highs

Attempts: 83, vs. Clemson (10/2)
 Kills: 36, vs. Clemson (10/2)
 Hitting: .429, vs. Prairie View A&M (8/29)
 Digs: 23, twice
 Aces: 3, vs. Florida Gulf Coast (8/28)
 Blocks: 3, vs. North Dakota State (9/5)

Career Match Highs

Same
 Same
 .464, at NC State (11/21/08)
 27, at Virginia (10/24/08)
 5, vs. VCU (9/6/08)
 6, at North Carolina (11/20/08)

DATE	OPONENT	RESULT	MS	SP	K	E	TA	PCT	A	SA	SE	RE	DIG	BS	BA	TOT	BE	BHE	PTS
Aug. 28	Florida Gulf Coast	W, 3-0	*	3	11	3	31	.258	0	3	0	1	13	0	0	0	0	0	14.0
Aug. 29	Prairie View A&M	W, 3-0	*	3	7	1	14	.429	0	1	2	0	8	1	0	1	1	0	9.0
Aug. 29	USF	L, 1-3	*	4	22	7	45	.333	1	0	1	1	7	0	2	2	1	0	23.0
Sept. 4	vs. Eastern Michigan	W, 3-0	*	3	16	7	40	.225	1	1	3	0	6	1	1	2	0	0	18.5
Sept. 5	vs. North Dakota State	W, 3-2	*	5	19	10	51	.176	2	2	1	0	22	1	2	3	0	0	23.0
Sept. 5	at Northern Colorado	W, 3-0	*	3	9	6	27	.111	0	0	4	1	8	0	0	0	0	0	9.0
Sept. 10	at FIU	L, 0-3	*	3	7	5	28	.071	0	0	0	0	9	1	1	2	1	0	8.5
Sept. 11	Middle Tennessee State	W, 3-1	*	4	14	5	32	.281	0	0	6	1	6	1	0	1	1	0	15.0
Sept. 12	Albany (N.Y.)	W, 3-0	*	3	10	4	34	.176	2	0	3	0	9	0	2	2	2	0	11.0
Sept. 18	at #19 Florida State	L, 0-3	*	3	7	5	24	.083	1	1	1	0	8	1	1	2	0	0	9.5
Sept. 19	vs. Notre Dame	L, 2-3	*	5	16	6	36	.278	2	2	0	4	23	0	2	2	0	0	19.0
Sept. 25	Virginia	W, 3-1	*	4	21	7	56	.250	0	0	1	1	17	1	1	2	2	0	22.5
Sept. 27	Virginia Tech	L, 2-3	*	5	18	7	56	.196	3	1	1	0	16	0	2	2	0	0	20.0
Oct. 2	Clemson	L, 2-3	*	5	36	11	83	.301	0	1	3	0	17	0	1	1	0	0	37.5
Oct. 4	Georgia Tech	W, 3-2	*	5	30	8	72	.306	0	0	1	0	16	0	1	1	1	0	30.5
Oct. 8	at Wake Forest	W, 3-1	*	4	22	2	56	.357	0	0	0	1	22	0	1	1	1	0	22.5
Oct. 9	at Duke	L, 0-3	*	3	15	4	48	.229	1	0	0	1	13	0	1	1	0	0	15.5
Oct. 16	at Boston College	W, 3-1	*	4	25	3	52	.423	1	0	2	1	13	0	2	2	0	0	26.0
Oct. 18	at Maryland	W, 3-0	*	3	18	6	40	.300	0	0	0	3	6	0	1	1	0	0	18.5
Oct. 23	North Carolina	L, 0-3	*	3	16	3	39	.333	0	0	0	0	12	0	1	1	1	0	16.5
Oct. 25	NC State	W, 3-0	*	3	10	3	29	.241	1	1	0	0	13	0	1	1	1	0	11.5
Oct. 30	at Virginia Tech	W, 3-0	*	3	12	1	27	.407	1	0	2	0	5	0	0	0	0	1	12.0
Nov. 1	at Virginia	L, 2-3	*	5	21	10	62	.177	4	0	2	2	23	0	2	2	2	0	22.0
Nov. 6	Wake Forest	W, 3-1	*	4	18	4	52	.269	1	0	2	1	21	0	0	0	2	0	18.0
Nov. 8	Duke	L, 0-3	*	3	11	5	31	.194	2	1	2	1	11	0	0	0	0	0	12.0
Nov. 13	at Georgia Tech	W, 3-2	*	5	20	8	65	.185	2	1	0	0	19	0	2	2	0	0	22.0
Nov. 14	at Clemson	L, 0-3	*	3	9	6	36	.083	2	1	0	2	4	0	0	0	1	0	10.0



#6 Maria Andersson • Outside Hitter • 5-10 • Senior • Ängelholm, Sweden • Allebergsgymnasiet

2009 Match Highs

Assists:	2, vs. Eastern Michigan (9/4)
Attempts:	31, vs. Virginia (9/25)
Kills:	13, vs. Virginia (9/25)
Hitting:	.267, vs. Virginia (9/25)
Digs:	14, vs. North Dakota State (9/5)
Aces:	7, vs. Prairie View A&M (8/29)
Blocks:	5, vs. Virginia Tech (9/27)

Career Match Highs

Assists:	4, vs. North Carolina (10/18/08)
Attempts:	40, twice
Kills:	16, vs. Virginia Tech (10/27/07)
Hitting:	.368, at Boston College (10/12/07)
Digs:	18, vs. Butler (8/25/07)
Aces:	Same
Blocks:	Same

DATE	OPPONENT	RESULT	MS	SP	K	E	TA	PCT	A	SA	SE	RE	DIG	BS	BA	TOT	BE	BHE	PTS
Aug. 28	Florida Gulf Coast	W, 3-0	*	3	1	0	1	1.000	1	0	2	0	9	0	0	0	0	0	1.0
Aug. 29	Prairie View A&M	W, 3-0	*	3	1	0	1	1.000	1	7	1	1	1	0	0	0	0	0	8.0
Aug. 29	USF	L, 1-3	*	3	0	0	1	.000	0	1	0	0	3	0	0	0	0	0	1.0
Sept. 4	vs. Eastern Michigan	W, 3-0	*	3	1	0	1	1.000	2	0	3	0	3	0	0	0	0	0	1.0
Sept. 5	vs. North Dakota State	W, 3-2	*	5	3	0	5	.600	1	0	2	0	14	0	0	0	0	0	3.0
Sept. 5	at Northern Colorado	W, 3-0	*	3	0	1	2	-.500	1	0	2	1	4	0	0	0	0	0	0.0
Sept. 10	at FIU	L, 0-3	*	3	0	0	1	.000	1	1	0	2	10	0	0	0	0	0	1.0
Sept. 11	Middle Tennessee State	W, 3-1	*	4	0	0	0	.000	0	2	2	0	4	0	1	1	0	0	2.5
Sept. 12	Albany (N.Y.)	W, 3-0	*	3	1	0	1	1.000	1	0	0	1	7	0	0	0	0	0	1.0
Sept. 18	at #19 Florida State	L, 0-3	*	3	0	0	2	.000	0	0	2	1	2	0	0	0	0	0	0.0
Sept. 19	vs. Notre Dame	L, 2-3	*	5	0	0	0	.000	1	0	0	1	5	0	0	0	0	0	0.0
Sept. 25	Virginia	W, 3-1	*	4	13	5	30	.267	1	3	1	1	10	0	1	1	0	0	16.5
Sept. 27	Virginia Tech	L, 2-3	*	5	7	1	31	.194	1	2	0	0	11	2	3	5	1	0	12.5
Oct. 2	Clemson	L, 2-3	*	5	5	5	25	.000	1	3	3	1	12	0	2	2	0	0	9.0
Oct. 4	Georgia Tech	W, 3-2	*	5	2	4	18	-.111	0	2	3	1	7	0	1	1	0	0	4.5
Oct. 8	at Wake Forest	W, 3-1	*	4	0	0	5	.000	0	0	2	0	4	0	0	0	0	0	0.0
Oct. 9	at Duke	L, 0-3	*	3	0	1	10	-.100	1	1	1	0	8	0	0	0	0	0	1.0
Oct. 16	at Boston College	W, 3-1	*	4	3	0	6	.500	1	3	2	0	11	0	0	0	0	0	6.0
Oct. 18	at Maryland	W, 3-0	*	3	1	0	8	.125	0	1	1	0	8	0	0	0	0	0	2.0
Oct. 23	North Carolina	L, 0-3	*	3	1	1	7	.000	1	1	2	1	9	0	0	0	0	0	2.0
Oct. 25	NC State	W, 3-0	*	3	0	0	1	.000	1	1	0	0	4	0	0	0	0	0	1.0
Oct. 30	at Virginia Tech	W, 3-0	*	3	1	1	4	.000	2	0	0	0	5	0	0	0	0	0	1.0
Nov. 1	at Virginia	L, 2-3	*	5	1	1	9	.000	0	0	1	0	9	0	0	0	0	0	1.0
Nov. 6	Wake Forest	W, 3-1	*	4	4	0	6	.667	2	0	2	0	7	0	0	0	1	0	4.0
Nov. 8	Duke	L, 0-3	*	3	0	1	3	-.333	1	0	2	1	5	0	2	2	0	0	1.0
Nov. 13	at Georgia Tech	W, 3-2	*	5	5	2	10	.300	3	0	2	1	6	0	4	4	0	0	7.0
Nov. 14	at Clemson	L, 0-3	*	3	3	1	10	.200	1	1	2	0	6	0	3	3	0	1	5.5

**#11 Genny Mayhew • Outside Hitter • 5-11 • Senior • Clovis, Calif. • Clovis HS****Awards: 2009 – Miami/FIU Invitational All-Tournament Team****2009 Match Highs**

Attempts: 41, vs. Middle Tennessee State (9/11)
 Kills: 15, vs. Notre Dame (9/19)
 Hitting: .571, vs. Prairie View A&M (8/29)
 Digs: 16, vs. North Dakota State (9/5)
 Aces: 2, vs. Prairie View A&M (8/29)
 Blocks: 6, vs. USF (8/29)

Career Match Highs

68, at North Carolina (11/20/08)
 26, at Virginia Tech (9/20/07)
 .632, at Wake Forest (11/3/07)
 20, at Virginia (9/21/07)
 4, at Virginia Tech (10/14/06)
 Same

DATE	OPPONENT	RESULT	MS	SP	K	E	TA	PCT	A	SA	SE	RE	DIG	BS	BA	TOT	BE	BHE	PTS
Aug. 28	Florida Gulf Coast	W, 3-0	*	3	13	5	32	.250	1	0	0	0	9	0	1	1	0	0	13.5
Aug. 29	Prairie View A&M	W, 3-0	*	2	4	0	7	.571	2	2	0	0	3	0	2	2	0	0	7.0
Aug. 29	USF	L, 1-3	*	4	9	7	33	.061	1	0	0	1	3	1	5	6	1	1	12.5
Sept. 4	vs. Eastern Michigan	W, 3-0	*	3	9	2	24	.292	1	0	0	1	9	0	0	0	0	0	9.0
Sept. 5	vs. North Dakota State	W, 3-2	*	5	9	4	38	.132	1	0	0	1	16	0	2	2	0	0	2.0
Sept. 6	at Northern Colorado	W, 3-0	*	3	9	6	26	.115	2	0	0	0	3	1	1	2	0	0	10.5
Sept. 10	at FIU	L, 0-3	*	3	8	1	23	.304	1	1	0	1	6	0	0	0	0	0	9.0
Sept. 11	Middle Tennessee State	W, 3-1	*	4	13	4	41	.220	1	0	0	1	4	1	1	2	0	0	14.5
Sept. 12	Albany (N.Y.)	W, 3-0	*	3	8	1	32	.219	0	1	0	0	8	0	1	1	0	0	9.5
Sept. 18	at #19 Florida State	L, 0-3	*	3	4	7	18	-.167	0	0	0	2	10	0	0	0	1	0	4.0
Sept. 19	vs. Notre Dame	L, 2-3	*	5	15	6	38	.237	2	1	1	2	15	1	2	3	0	0	18.0
Sept. 25	Virginia	W, 3-1	<i>DNP</i>																
Sept. 27	Virginia Tech	L, 2-3	<i>DNP</i>																
Oct. 2	Clemson	L, 2-3	<i>DNP</i>																
Oct. 4	Georgia Tech	W, 3-2	<i>DNP</i>																
Oct. 8	at Wake Forest	W, 3-1	<i>DNP</i>																
Oct. 9	at Duke	L, 0-3	<i>DNP</i>																
Oct. 16	at Boston College	W, 3-1	<i>DNP</i>																
Oct. 18	at Maryland	W, 3-0	<i>DNP</i>																
Oct. 23	North Carolina	L, 0-3	<i>DNP</i>																
Oct. 25	NC State	W, 3-0	<i>DNP</i>																
Oct. 30	at Virginia Tech	W, 3-0	<i>DNP</i>																
Nov. 1	at Virginia	L, 2-3		5	2	3	15	-.067	1	0	0	0	2	0	1	1	0	0	2.5
Nov. 6	Wake Forest	W, 3-1	*	4	2	2	12	.000	0	0	0	1	7	0	0	0	0	0	2.0
Nov. 8	Duke	L, 0-3	*	3	1	1	4	.000	0	0	0	1	3	0	0	0	0	0	1.0
Nov. 13	at Georgia Tech	W, 3-2	*	5	0	0	3	.000	0	0	2	2	8	0	0	0	0	0	0.0
Nov. 14	at Clemson	L, 0-3	*	3	7	1	16	.375	0	1	0	1	5	0	1	1	0	0	8.5



#12 Lizzie Hale • Outside Hitter/Right Side • 6-0 • Freshman • Menlo Park, Calif. • Menlo HS

	2009 Match Highs	Career Match Highs
Attempts:	12, at Boston College (10/16)	Same
Kills:	3, at Boston College (10/16)	Same
Hitting:	.167, at Boston College (10/16)	Same
Digs:	18, at Boston College (10/16)	Same
Aces:	3, twice	Same
Blocks:	2, at Boston College (10/16)	Same

DATE	OPPONENT	RESULT	MS	SP	K	E	TA	PCT	A	SA	SE	RE	DIG	BS	BA	TOT	BE	BHE	PTS
Aug. 28	Florida Gulf Coast	W, 3-0	DNP																
Aug. 29	Prairie View A&M	W, 3-0		2	1	0	2	.500	0	0	0	0	0	0	1	1	0	0	1.5
Aug. 29	USF	L, 1-3	DNP																
Sept. 4	vs. Eastern Michigan	W, 3-0		2	0	0	0	.000	0	0	1	0	1	0	0	0	0	0	0.0
Sept. 5	vs. North Dakota State	W, 3-2		4	0	0	0	.000	0	1	0	0	1	0	0	0	0	0	1.0
Sept. 5	at Northern Colorado	W, 3-0		3	1	0	1	1.000	0	1	1	0	1	0	0	0	0	0	2.0
Sept. 10	at FIU	L, 0-3		3	0	0	0	.000	0	0	0	0	1	0	0	0	0	0	0.0
Sept. 11	Middle Tennessee State	W, 3-1		3	0	0	0	.000	0	0	1	0	0	0	0	0	0	0	0.0
Sept. 12	Albany (N.Y.)	W, 3-0		3	0	0	0	.000	0	0	0	0	1	0	0	0	0	0	0.0
Sept. 18	at #19 Florida State	L, 0-3		3	0	0	0	.000	0	0	0	0	1	0	0	0	0	0	0.0
Sept. 19	vs. Notre Dame	L, 2-3		5	0	0	0	.000	0	0	0	0	2	0	0	0	0	0	0.0
Sept. 25	Virginia	W, 3-1		4	0	0	0	.000	1	1	0	1	1	0	0	0	0	0	1.0
Sept. 27	Virginia Tech	L, 2-3		5	0	0	0	.000	0	2	2	0	6	0	0	0	0	0	2.0
Oct. 2	Clemson	L, 2-3		5	0	0	1	.000	0	0	0	0	8	0	0	0	0	0	0.0
Oct. 4	Georgia Tech	W, 3-2		5	0	0	1	.000	2	1	1	0	9	0	0	0	0	0	1.0
Oct. 8	at Wake Forest	W, 3-1		4	0	0	1	.000	0	0	1	0	11	0	0	0	0	0	0.0
Oct. 9	at Duke	L, 0-3		3	0	0	1	.000	0	1	0	0	8	0	0	0	0	0	1.0
Oct. 16	at Boston College	W, 3-1	*	4	3	1	12	.167	3	3	1	2	18	0	2	2	0	0	7.0
Oct. 18	at Maryland	W, 3-0	*	3	1	1	6	.000	1	3	0	1	8	0	1	1	0	0	4.5
Oct. 23	North Carolina	L, 3-0		3	0	2	2	-1.000	2	1	0	1	5	0	0	0	0	0	1.0
Oct. 25	NC State	W, 3-0		3	0	0	0	.000	1	0	0	0	12	0	0	0	0	0	0.0
Oct. 30	at Virginia Tech	W, 3-0		3	0	0	0	.000	1	0	1	0	5	0	0	0	0	0	0.0
Nov. 1	at Virginia	L, 2-3		5	1	0	2	.500	2	1	3	5	15	0	0	0	0	0	2.0
Nov. 6	Wake Forest	W, 3-1		1	0	0	0	.000	0	0	0	0	0	0	0	0	0	0	0.0
Nov. 8	Duke	L, 0-3	DNP																
Nov. 13	at Georgia Tech	W, 3-2		4	0	0	0	.000	0	1	0	0	0	0	0	0	0	0	1.0
Nov. 14	at Clemson	L, 0-3		3	0	0	0	.000	0	0	0	0	1	0	0	0	0	0	0.0



#17 Christine Williamson • Outside Hitter/Right Side • 5-11 • Sophomore • Tampa, Fla. • Plant HS

	2009 Match Highs	Career Match Highs
Attempts:	46, vs. Wake Forest (11/6)	Same
Kills:	19, at Georgia Tech (11/13)	Same
Hitting:	.367, at Boston College (10/16)	Same
Digs:	4, vs. Wake Forest (11/6)	Same
Aces:	1, vs. Duke (11/8)	Same
Blocks:	7, at Wake Forest (10/8)	Same

DATE	OPONENT	RESULT	MS	SP	K	E	TA	PCT	A	SA	SE	RE	DIG	BS	BA	TOT	BE	BHE	PTS
Aug. 28	Florida Gulf Coast	W, 3-0		2	1	0	3	.333	0	0	0	0	1	1	1	2	0	0	2.5
Aug. 29	Prairie View A&M	W, 3-0		1	1	0	2	.500	0	0	1	0	1	0	0	0	0	0	1.0
Aug. 29	USF	L, 1-3		4	5	3	10	.200	0	0	0	0	2	1	2	3	0	0	7.0
Sept. 4	vs. Eastern Michigan	W, 3-0	<i>DNP</i>																
Sept. 5	vs. North Dakota State	W, 3-2		2	3	1	9	.222	1	0	0	0	2	0	1	1	0	0	1.0
Sept. 5	at Northern Colorado	W, 3-0	<i>DNP</i>																
Sept. 10	at FIU	L, 0-3		2	3	1	7	.286	0	0	0	0	0	0	1	1	0	0	3.5
Sept. 11	Middle Tennessee State	W, 3-1		1	0	3	3	-1.000	1	0	0	0	1	0	0	0	0	0	0.0
Sept. 12	Albany (N.Y.)	W, 3-0	<i>DNP</i>																
Sept. 18	at #19 Florida State	L, 0-3		3	5	1	12	.333	0	0	0	0	1	0	1	1	0	0	5.5
Sept. 19	vs. Notre Dame	L, 2-3		4	1	1	5	.000	0	0	0	1	1	0	1	1	1	0	1.5
Sept. 25	Virginia	W, 3-1	*	4	2	2	8	.000	3	0	2	0	1	0	0	0	0	0	2.0
Sept. 27	Virginia Tech	L, 2-3	*	5	5	3	11	.182	0	0	0	1	0	0	1	1	1	0	5.5
Oct. 2	Clemson	L, 2-3	*	5	10	8	21	.095	2	0	0	0	2	0	0	0	0	0	10.0
Oct. 4	Georgia Tech	W, 3-2	*	5	14	6	35	.229	1	0	0	0	1	1	0	1	2	0	15.0
Oct. 8	at Wake Forest	W, 3-1		4	14	5	30	.300	0	0	0	0	2	2	5	7	2	0	18.5
Oct. 9	at Duke	L, 0-3		3	8	4	23	.174	0	0	0	0	2	0	1	1	0	0	8.5
Oct. 16	at Boston College	W, 3-1		4	12	1	30	.367	0	0	0	0	1	0	2	2	0	0	13.0
Oct. 18	at Maryland	W, 3-0		3	4	2	18	.111	0	0	0	0	3	0	2	2	0	0	5.0
Oct. 23	North Carolina	L, 0-3		3	4	5	12	-.083	0	0	0	1	1	0	0	1	0	0	4.0
Oct. 25	NC State	W, 3-0		3	14	7	28	.250	0	0	0	2	3	0	0	0	0	0	14.0
Oct. 30	at Virginia Tech	W, 3-0		3	9	3	20	.300	0	0	0	0	0	1	0	1	0	0	10.0
Nov. 1	at Virginia	L, 2-3		5	6	6	21	.000	0	0	0	2	1	1	1	2	0	0	7.5
Nov. 6	Wake Forest	W, 3-1		4	15	5	46	.217	0	0	0	0	4	1	1	2	1	0	16.5
Nov. 8	Duke	L, 0-3		3	6	4	22	.091	0	1	2	0	2	0	1	1	0	0	7.5
Nov. 13	at Georgia Tech	W, 3-2		5	19	4	47	.319	0	0	0	0	0	0	2	2	0	0	20.0
Nov. 14	at Clemson	L, 0-3		2	2	3	11	-.091	0	0	0	0	0	0	1	1	0	0	2.5

**#21 Ali Becker • Middle Blocker • 6-1 • Sophomore • Katy, Texas • Cinco Ranch HS****Awards: 2009** – Hampton Inn & Suites Northern Colorado All-Tournament Team

	<u>2009 Match Highs</u>	<u>Career Match Highs</u>
Attempts:	33, vs. Clemson (10/2)	Same
Kills:	15, vs. Wake Forest (11/6)	Same
Hitting:	.519, vs. Wake Forest (11/6)	Same
Digs:	5, twice	Same
Aces:	2, at Maryland (10/18)	Same
Blocks:	10, at Wake Forest (10/8)	Same

DATE	OPPONENT	RESULT	MS	SP	K	E	TA	PCT	A	SA	SE	RE	DIG	BS	BA	TOT	BE	BHE	PTS
Aug. 28	Florida Gulf Coast	W, 3-0	*	3	6	2	10	.400	0	0	1	0	1	0	0	0	0	0	6.0
Aug. 29	Prairie View A&M	W, 3-0	*	3	3	0	3	1.000	0	0	1	0	0	1	0	1	0	0	4.0
Aug. 29	USF	L, 1-3	*	4	5	1	12	.333	0	0	0	0	2	0	8	8	2	0	9.0
Sept. 4	vs. Eastern Michigan	W, 3-0	*	3	12	1	22	.500	0	0	2	0	0	0	3	3	0	0	13.5
Sept. 5	vs. North Dakota State	W, 3-2	*	5	11	3	29	.276	1	0	1	0	2	1	2	3	0	0	13.0
Sept. 5	at Northern Colorado	W, 3-0	*	3	6	2	15	.267	0	0	0	0	0	0	6	6	0	0	9.0
Sept. 10	at FIU	L, 0-3	*	3	4	1	9	.333	0	0	0	0	1	0	2	2	0	0	5.0
Sept. 11	Middle Tennessee State	W, 3-1	*	4	8	2	19	.316	1	0	1	1	5	0	5	5	0	0	10.5
Sept. 12	Albany (N.Y.)	W, 3-0	*	3	8	1	19	.368	0	0	1	0	1	0	4	4	1	0	10.0
Sept. 18	at #19 Florida State	L, 0-3	*	3	5	5	13	.000	0	0	1	0	0	1	2	3	0	0	7.0
Sept. 19	vs. Notre Dame	L, 2-3	*	5	14	3	26	.423	0	0	0	0	0	0	4	4	0	0	16.0
Sept. 25	Virginia	W, 3-1	*	4	8	2	20	.300	0	0	3	0	2	1	2	3	0	0	10.0
Sept. 27	Virginia Tech	L, 2-3	*	5	13	6	27	.259	0	0	0	0	4	0	6	6	0	0	16.0
Oct. 2	Clemson	L, 2-3	*	5	10	5	33	.152	0	0	1	0	0	1	3	4	0	0	12.5
Oct. 4	Georgia Tech	W, 3-2	*	5	5	4	12	.083	1	0	2	0	0	1	2	3	0	0	7.0
Oct. 8	at Wake Forest	W, 3-1	*	4	12	1	28	.393	0	1	0	0	5	0	10	10	0	0	18.0
Oct. 9	at Duke	L, 0-3	*	3	2	2	15	.000	0	0	0	0	2	0	0	0	0	0	2.0
Oct. 16	at Boston College	W, 3-1	*	4	1	3	9	-.222	0	1	0	0	3	0	0	0	0	0	2.0
Oct. 18	at Maryland	W, 3-0	*	3	7	3	15	.267	0	2	2	0	2	0	3	3	0	0	10.5
Oct. 23	North Carolina	L, 0-3	*	3	7	1	12	.500	0	0	0	0	3	1	1	2	2	0	8.5
Oct. 25	NC State	W, 3-0	*	3	8	3	19	.263	0	0	1	0	3	0	1	1	1	0	8.5
Oct. 30	at Virginia Tech	W, 3-0	*	3	9	2	22	.318	1	2	1	0	3	1	2	2	0	0	13.0
Nov. 1	at Virginia	L, 2-3	*	5	12	2	25	.400	1	0	2	0	2	0	5	5	0	0	14.5
Nov. 6	Wake Forest	W, 3-1	*	4	15	1	27	.519	0	0	1	0	4	0	0	0	0	0	15.0
Nov. 8	Duke	L, 0-3	*	3	3	2	11	.091	0	0	0	0	0	0	2	2	0	0	4.0
Nov. 13	at Georgia Tech	W, 3-2	*	2	1	1	6	.000	0	0	0	0	0	0	0	0	0	0	1.0
Nov. 14	at Clemson	L, 0-3	*	3	8	1	18	.389	0	0	2	0	0	1	2	3	0	0	10.0



#23 Nrihya Sundararaman • Right Side/Setter • 5-10 • Freshman • Naperville, Ill. • Naperville HS

	<u>2009 Match Highs</u>	<u>Career Match Highs</u>
Assists:	58, vs. Clemson (10/2)	Same
Attempts:	14, vs. North Dakota State (9/5)	Same
Kills:	8, twice	Same
Hitting:	.778, vs. Middle Tennessee State (9/11)	Same
Digs:	16, at Virginia (11/1)	Same
Aces:	2, at Virginia (11/1)	Same
Blocks:	6, at Wake Forest (10/8)	Same

DATE	OPPONENT	RESULT	MS	SP	K	E	TA	PCT	A	SA	SE	RE	DIG	BS	BA	TOT	BE	BHE	PTS
Aug. 28	Florida Gulf Coast	W, 3-0	*	3	2	0	8	.250	34	0	2	0	2	0	2	2	0	2	3.0
Aug. 29	Prairie View A&M	W, 3-0	*	3	5	1	6	.667	19	1	1	0	1	0	2	2	0	0	7.0
Aug. 29	USF	L, 1-3	*	4	2	2	8	.000	39	1	2	0	10	0	1	1	0	0	3.5
Sept. 4	vs. Eastern Michigan	W, 3-0		3	8	1	13	.538	0	0	0	0	0	0	0	0	0	1	8.0
Sept. 5	vs. North Dakota State	W, 3-2		5	8	3	14	.357	2	0	0	0	1	0	1	1	0	0	8.5
Sept. 5	at Northern Colorado	W, 3-0		3	5	2	12	.250	2	0	0	0	0	0	4	4	0	0	7.0
Sept. 10	at FIU	L, 0-3		3	1	1	9	.000	3	0	0	0	0	0	1	1	0	0	1.5
Sept. 11	Middle Tennessee State	W, 3-1		4	7	0	9	.778	0	0	0	0	1	0	4	4	0	0	9.0
Sept. 12	Albany (N.Y.)	W, 3-0		3	5	2	12	.250	2	0	0	0	0	0	1	1	0	0	5.5
Sept. 18	at #19 Florida State	L, 0-3		3	1	3	4	-.500	0	0	0	0	0	0	1	1	0	0	1.5
Sept. 19	vs. Notre Dame	L, 2-3		5	2	1	10	.100	1	0	0	0	1	0	1	1	0	1	2.5
Sept. 25	Virginia	W, 3-1	*	4	2	0	7	.286	49	1	2	0	14	1	0	1	2	0	4.0
Sept. 27	Virginia Tech	L, 2-3	*	5	3	2	8	.125	44	0	0	0	11	0	2	2	0	0	4.0
Oct. 2	Clemson	L, 2-3	*	5	2	0	7	.286	58	1	1	0	7	0	1	1	1	2	3.5
Oct. 4	Georgia Tech	W, 3-2	*	5	2	2	12	.000	54	0	0	0	9	1	4	5	0	1	5.0
Oct. 8	at Wake Forest	W, 3-1	*	4	1	1	4	.000	53	0	0	0	5	0	6	6	0	0	4.0
Oct. 9	at Duke	L, 0-3	*	3	3	1	9	.222	29	0	0	0	5	0	3	3	1	0	4.5
Oct. 16	at Boston College	W, 3-1	*	4	3	2	8	.125	49	0	1	0	4	1	2	2	2	1	5.0
Oct. 18	at Maryland	W, 3-0	*	3	1	1	2	.000	36	0	1	0	5	0	0	0	0	0	1.0
Oct. 23	North Carolina	L, 0-3	*	3	4	0	8	.500	27	0	0	0	10	0	1	1	1	1	4.5
Oct. 25	NC State	W, 3-0	*	3	3	1	8	.250	42	0	1	0	5	0	0	0	0	0	3.0
Oct. 30	at Virginia Tech	W, 3-0	*	3	3	0	5	.600	34	0	1	0	4	0	2	2	0	2	4.0
Nov. 1	at Virginia	L, 2-3	*	5	4	0	12	.333	47	2	0	0	16	0	1	1	0	0	6.5
Nov. 6	Wake Forest	W, 3-1	*	4	3	1	7	.286	57	1	1	0	7	1	2	3	0	0	6.0
Nov. 8	Duke	L, 0-3	*	3	3	1	7	.286	20	0	1	0	2	0	0	0	0	1	3.0
Nov. 13	at Georgia Tech	W, 3-2	*	5	1	3	11	-.182	47	0	1	0	5	0	5	5	1	1	3.5
Nov. 14	at Clemson	L, 0-3	*	3	2	1	5	.200	28	0	2	0	4	0	1	1	0	0	2.5

**#32 Lici McGee • Middle Blocker • 6-3 • Junior • Warr Acres, Okla. • Putnam City HS****Awards: 2009 – Hurricane Invitational All-Tournament Team; Miami/FIU Invitational All-Tournament Team****2009 Match Highs**

Assists: 1, three times
 Attempts: 33, at Virginia Tech (11/1)
 Kills: 15, at Georgia Tech (11/13)
 Hitting: .700, at Maryland (10/18)
 Digs: 3, vs. Virginia Tech (9/27)
 Blocks: 13, at Georgia Tech (11/13)

Career Match Highs

2, vs. UL-Monroe (8/30/08)
 Same
 Same
 .778, vs. UT-Pan American (8/30/08)
 3, four times
 Same

DATE	OPPONENT	RESULT	MS	SP	K	E	TA	PCT	A	SA	SE	RE	DIG	BS	BA	TOT	BE	BHE	PTS
Aug. 28	Florida Gulf Coast	W, 3-0	*	3	10	3	19	.368	0	0	0	0	1	1	4	5	1	0	13.0
Aug. 29	Prairie View A&M	W, 3-0	*	3	8	1	14	.500	0	0	0	0	0	0	4	4	1	0	10.0
Aug. 29	USF	L, 1-3	*	4	9	6	21	.143	0	0	0	0	1	0	2	2	1	0	10.0
Sept. 4	vs. Eastern Michigan	W, 3-0	*	3	5	0	13	.385	0	0	0	0	1	0	0	0	0	0	5.0
Sept. 5	vs. North Dakota State	W, 3-2	*	5	9	5	23	.174	0	0	0	0	1	2	7	9	0	0	14.5
Sept. 5	at Northern Colorado	W, 3-0	*	3	9	3	18	.333	1	0	0	0	0	0	2	2	0	0	10.0
Sept. 10	at FIU	L, 0-3	*	3	7	3	15	.267	0	0	0	0	2	0	4	4	1	0	9.0
Sept. 11	Middle Tennessee State	W, 3-1	*	4	9	3	20	.300	0	0	0	0	0	1	3	4	0	0	11.5
Sept. 12	Albany (N.Y.)	W, 3-0	*	3	7	3	18	.222	0	0	0	0	1	2	5	7	1	0	11.5
Sept. 18	at #19 Florida State	L, 0-3	*	3	5	2	10	.300	0	0	0	0	1	1	1	2	0	0	6.5
Sept. 19	vs. Notre Dame	L, 2-3	*	5	3	4	15	-.067	0	0	0	0	0	0	3	3	1	1	4.5
Sept. 25	Virginia	W, 3-1	*	4	11	3	21	.381	1	0	0	0	1	2	1	3	2	0	13.5
Sept. 27	Virginia Tech	L, 2-3	*	5	6	5	27	.037	0	0	0	0	3	3	4	7	3	0	11.0
Oct. 2	Clemson	L, 2-3	*	2	0	1	4	-.250	0	0	0	0	0	0	0	0	0	0	0.0
Oct. 4	Georgia Tech	W, 3-2	*	5	12	6	25	.240	0	0	0	0	0	1	5	6	0	0	15.5
Oct. 8	at Wake Forest	W, 3-1	*	4	14	3	26	.423	0	0	0	0	2	0	2	2	4	0	15.0
Oct. 9	at Duke	L, 0-3	*	3	6	2	17	.235	0	0	0	0	1	0	4	4	2	0	8.0
Oct. 16	at Boston College	W, 3-1		3	2	1	8	.125	0	0	0	0	0	1	3	4	0	0	4.5
Oct. 18	at Maryland	W, 3-0		3	8	1	10	.700	1	0	0	0	1	0	1	1	0	0	8.5
Oct. 23	North Carolina	L, 0-3	*	3	6	4	17	.118	1	0	0	0	0	2	1	3	2	0	8.5
Oct. 25	NC State	W, 3-0	*	3	13	1	21	.571	0	0	0	0	1	0	2	2	0	0	14.0
Oct. 30	at Virginia Tech	W, 3-0	*	3	6	2	10	.400	1	0	0	0	2	0	4	4	0	0	8.0
Nov. 1	at Virginia	L, 2-3	*	5	13	4	33	.273	0	0	0	0	2	1	2	3	1	0	15.0
Nov. 6	Wake Forest	W, 3-1	*	4	10	3	17	.412	0	0	0	0	1	1	2	3	2	0	12.0
Nov. 8	Duke	L, 0-3	*	3	4	2	16	.125	0	0	0	0	0	0	1	1	1	0	4.5
Nov. 13	at Georgia Tech	W, 3-2	*	5	15	3	24	.500	0	0	0	0	3	0	13	13	0	0	21.5
Nov. 14	at Clemson	L, 0-3	*	3	7	5	23	.087	0	0	0	0	1	1	3	4	1	0	9.5

**#36 Cassie Loessberg • Libero/Defensive Specialist • 5-7 • Senior • Sacramento, Calif. • St. Francis HS****Awards: 2009** – Hampton Inn & Suites Northern Colorado All-Tournament Team**2009 Match Highs**

Hitting: .500, vs. Virginia (9/25)
 Kills: 2, vs. Duke (11/8)
 Attempts: 4, vs. Duke (11/8)
 Aces: 2, three times
 Digs: 39, vs. North Dakota State (9/5)
 Assists: 6, vs. USF (8/29)
 Blocks: N/A

Career Match Highs

.364, vs. Virginia (11/11/06)
 10 vs. Virginia (11/11/06)
 22 vs. Virginia (11/11/06)
 6, vs. North Carolina (10/18/08)
 49 vs. UT-Arlington (8/25/07)
 6, three times
 2, twice

DATE	OPPONENT	RESULT	MS	SP	K	E	TA	PCT	A	SA	SE	RE	DIG	BS	BA	TOT	BE	BHE	PTS
Aug. 28	Florida Gulf Coast	W, 3-0		3	0	0	1	.000	2	1	1	1	22	0	0	0	0	0	1.0
Aug. 29	Prairie View A&M	W, 3-0		3	0	0	0	.000	1	1	1	2	2	0	0	0	0	0	1.0
Aug. 29	USF	L, 1-3		4	0	0	0	.000	6	1	1	2	16	0	0	0	0	0	1.0
Sept. 4	vs. Eastern Michigan	W, 3-0		3	0	0	0	.000	0	0	0	1	30	0	0	0	0	0	0.0
Sept. 5	vs. North Dakota State	W, 3-2		5	0	1	2	-.500	4	0	1	0	39	0	0	0	0	0	0.0
Sept. 5	at Northern Colorado	W, 3-0		3	0	0	0	.000	0	0	0	1	17	0	0	0	0	0	0.0
Sept. 10	at FIU	L, 0-3		3	0	0	0	.000	0	0	1	0	12	0	0	0	0	0	0.0
Sept. 11	Middle Tennessee State	W, 3-1		4	0	0	0	.000	4	1	0	1	32	0	0	0	0	0	1.0
Sept. 12	Albany (N.Y.)	W, 3-0		3	0	0	0	.000	3	1	1	0	17	0	0	0	0	0	1.0
Sept. 18	at #19 Florida State	L, 0-3		3	0	1	1	-1.000	2	0	1	0	9	0	0	0	0	0	0.0
Sept. 19	vs. Notre Dame	L, 2-3		5	0	0	1	.000	6	2	1	3	20	0	0	0	0	0	2.0
Sept. 25	Virginia	W, 3-1		4	1	0	2	.500	2	0	0	2	27	0	0	0	0	0	1.0
Sept. 27	Virginia Tech	L, 2-3		5	0	0	1	.000	1	0	1	1	13	0	0	0	0	0	0.0
Oct. 2	Clemson	L, 2-3		5	0	0	1	.000	2	2	1	1	28	0	0	0	0	0	2.0
Oct. 4	Georgia Tech	W, 3-2		5	0	0	1	.000	2	0	1	0	32	0	0	0	0	0	0.0
Oct. 8	at Wake Forest	W, 3-1		4	0	0	0	.000	2	1	1	0	22	0	0	0	0	0	1.0
Oct. 9	at Duke	L, 0-3		3	0	0	2	.000	2	0	0	1	15	0	0	0	0	0	0.0
Oct. 16	at Boston College	W, 3-1		4	0	0	1	.000	2	1	0	3	11	0	0	0	0	0	1.0
Oct. 18	at Maryland	W, 3-0		3	0	0	0	.000	2	2	0	2	13	0	0	0	0	0	2.0
Oct. 23	North Carolina	L, 0-3		3	0	0	0	.000	3	0	0	1	8	0	0	0	0	0	0.0
Oct. 25	NC State	W, 3-0		3	0	0	0	.000	1	0	0	1	15	0	0	0	0	0	0.0
Oct. 30	at Virginia	W, 3-0		3	0	0	0	.000	3	0	0	1	10	0	0	0	0	0	0.0
Nov. 1	at Virginia Tech	L, 2-3		5	0	0	3	.000	3	1	1	0	23	0	0	0	0	0	1.0
Nov. 6	Wake Forest	W, 3-1		4	0	0	1	.000	3	2	0	1	21	0	0	0	0	0	2.0
Nov. 8	Duke	L, 0-3		3	2	0	4	.500	1	1	0	0	16	0	0	0	0	0	3.0
Nov. 13	at Georgia Tech	W, 3-2		5	0	0	0	.000	3	0	1	3	21	0	0	0	0	0	0.0
Nov. 14	at Clemson	L, 0-3		3	0	0	1	.000	1	1	0	1	12	0	0	0	0	0	1.0



2009 University of Miami Volleyball
Miami Overall Team Statistics (as of Nov 14, 2009)
All matches



Overall record: 16-11 Conf: 9-8 Home: 8-5 Away: 6-5 Neutral: 2-1

Team Statistics	UM	OPP
ATTACK		
Kills	1356	1344
Errors	501	552
Total Attacks	3613	3741
Attack Pct	.237	.212
Kills/Set	13.4	13.3
SET		
Assists	1247	1226
Attempts	3548	3679
Assist Pct	.351	.333
Assists/Set	12.3	12.1
SERVE		
Aces	103	110
Errors	161	197
Attempts	2271	2182
Serve Pct	.929	.910
Aces/Set	1.0	1.1
SERVE RECEPTIONS		
Errors	110	103
Errors/Set	1.1	1.0
Attempts	1982	2107
Reception Pct	.945	.951
DEFENSE		
Digs	1576	1528
Digs/Set	15.6	15.1
BLOCKING		
Block Solo	59	74
Block Assist	338	249
Total Blocks	228.0	198.5
Blocks/Set	2.3	2.0
Block Errors	75	61
Ball handling errors	21	28
ATTENDANCE		
Total	5308	6012
Dates/Avg Per Date	13/408	11/547
Neutral site #/Avg	3/101	
Current win streak	0	-
Home win streak	0	-

Match wins by #sets	1st	2nd	3rd	4th	5th	Total
Miami	0	0	8	5	3	16
Opponents	0	0	6	1	4	11

Sets won by set	1st	2nd	3rd	4th	5th	Total
Miami	15	15	17	7	3	57
Opponents	12	12	10	6	4	44

Points by set	1st	2nd	3rd	4th	5th	Total
Miami	622	622	630	309	93	2276
Opponents	601	599	598	279	89	2166



2009 University of Miami Volleyball
Miami Overall Individual Statistics (as of Nov 14, 2009)
All matches



Overall record: 16-11 Conf: 9-8 Home: 8-5 Away: 6-5 Neutral: 2-1

##	Player	sp	mp-ms	Attack					Set				Serve				
				k	k/s	e	ta	pct	a	a/s	ta	pct	sa	sa/s	se	ta	pct
2	Lane Carico	101	27-27	440	4.36	147	1166	.251	27	0.27	130	.208	16	0.16	37	370	.900
4	Ariell Cooke	63	22-8	46	0.73	21	137	.182	14	0.22	41	.341	0	0.00	2	16	.875
5	Jenna Berkley	7	4-0	0	0.00	1	6	-.167	0	0.00	0	.000	0	0.00	0	0	.000
6	Maria Andersson	101	27-27	53	0.52	24	201	.144	25	0.25	139	.180	29	0.29	38	402	.905
9	Katie Gallagher	29	8-8	28	0.97	3	70	.357	299	10.31	698	.428	3	0.10	8	100	.920
11	Genny Mayhew	58	16-15	113	1.95	50	362	.174	13	0.22	65	.200	6	0.10	3	198	.985
12	Lizzie Hale	83	24-2	7	0.08	4	29	.103	13	0.16	51	.255	16	0.19	12	309	.961
16	Griffin Udelson	17	8-0	0	0.00	0	0	.000	1	0.06	2	.500	1	0.06	3	38	.921
17	Christine Williamson	80	24-4	163	2.04	78	434	.196	8	0.10	32	.250	1	0.01	5	19	.737
21	Ali Becker	98	27-27	203	2.07	60	476	.300	5	0.05	28	.179	6	0.06	22	192	.885
23	Nrithya Sundararaman	101	27-19	86	0.85	32	225	.240	776	7.68	2089	.371	7	0.07	17	217	.922
32	Lici McGee	97	27-25	214	2.21	79	485	.278	5	0.05	22	.227	0	0.00	0	0	.000
36	Cassie Loessberg	101	27-0	3	0.03	2	22	.045	61	0.60	250	.244	18	0.18	14	410	.966
	MIAMI	101	27-27	1356	13.43	501	3613	.237	1247	12.35	3548	.351	103	1.02	161	2271	.929
	Opponents	101	27-27	1344	13.31	552	3741	.212	1226	12.14	3679	.333	110	1.09	197	2182	.910

##	Player	sp	Recept			Dig		Blocking					Points		
			re	ta	pct	dig	dig/s	bs	ba	total	blk/s	be	bhe	pts	pts/s
2	Lane Carico	101	21	485	.957	347	3.44	7	27	34	0.34	17	1	476.5	4.72
4	Ariell Cooke	63	0	5	1.000	25	0.40	6	20	26	0.41	5	2	62.0	0.98
5	Jenna Berkley	7	1	1	.000	0	0.00	0	1	1	0.14	0	0	0.5	0.07
6	Maria Andersson	101	13	381	.966	184	1.82	2	17	19	0.19	2	1	92.5	0.92
9	Katie Gallagher	29	0	0	.000	57	1.97	0	22	22	0.76	3	2	42.0	1.45
11	Genny Mayhew	58	14	274	.949	111	1.91	4	17	21	0.36	2	1	131.5	2.27
12	Lizzie Hale	83	10	166	.940	115	1.39	0	4	4	0.05	0	0	25.0	0.30
16	Griffin Udelson	17	0	0	.000	2	0.12	0	0	0	0.00	0	0	1.0	0.06
17	Christine Williamson	80	7	57	.877	32	0.40	8	24	32	0.40	8	0	184.0	2.30
21	Ali Becker	98	1	2	.500	45	0.46	9	75	84	0.86	6	0	255.5	2.61
23	Nrithya Sundararaman	101	0	2	1.000	129	1.28	4	48	52	0.51	8	13	121.0	1.20
32	Lici McGee	97	0	14	1.000	26	0.27	19	83	102	1.05	24	1	274.5	2.83
36	Cassie Loessberg	101	29	579	.950	503	4.98	0	0	0	0.00	0	0	21.0	0.21
-	TEAM	-	14	-	-	-	-	-	-	-	-	-	-	-	-
	MIAMI.....	101	110	1982	.945	1576	15.60	59	338	228.0	2.26	75	21	1687.0	16.70
	Opponents.....	101	103	2107	.951	1528	15.13	74	249	198.5	1.97	61	28	1652.5	16.36



2009 University of Miami Volleyball
Miami Combined Team Statistics (as of Nov 14, 2009)
All matches



RECORD:	OVERALL	HOME	AWAY	NEUTRAL
ALL GAMES	16-11	8-5	6-5	2-1
CONFERENCE	9-8	4-4	5-4	0-0
NON-CONFERENCE	7-3	4-1	1-1	2-1

#	Player	sp	Attack				Set		Serve			re	Dig		Blocking					points			
			k	k/s	e	ta	pct	a	a/s	sa	se		sa/s	dig	dig/s	bs	ba	total	blk/s		be	bhe	
2	Lane Carico	101	440	4.36	147	1166	.251	27	0.27	16	37	0.16	21	347	3.44	7	27	34	0.34	17	1	476.5	
4	Ariell Cooke	63	46	0.73	21	137	.182	14	0.22	0	2	0.00	0	25	0.40	6	20	26	0.41	5	2	62.0	
5	Jenna Berkley	7	0	0.00	1	6	-.167	0	0.00	0	0	0.00	1	0	0.00	0	1	1	0.14	0	0	0.5	
6	Maria Andersson	101	53	0.52	24	201	.144	25	0.25	29	38	0.29	13	184	1.82	2	17	19	0.19	2	1	92.5	
9	Katie Gallagher	29	28	0.97	3	70	.357	299	10.31	3	8	0.10	0	57	1.97	0	22	22	0.76	3	2	42.0	
11	Genny Mayhew	58	113	1.95	50	362	.174	13	0.22	6	3	0.10	14	111	1.91	4	17	21	0.36	2	1	131.5	
12	Lizzie Hale	83	7	0.08	4	29	.103	13	0.16	16	12	0.19	10	115	1.39	0	4	4	0.05	0	0	25.0	
16	Griffin Udelson	17	0	0.00	0	0	.000	1	0.06	1	3	0.06	0	2	0.12	0	0	0	0.00	0	0	1.0	
17	Christine Williamson	80	163	2.04	78	434	.196	8	0.10	1	5	0.01	7	32	0.40	8	24	32	0.40	8	0	184.0	
21	Ali Becker	98	203	2.07	60	476	.300	5	0.05	6	22	0.06	1	45	0.46	9	75	84	0.86	6	0	255.5	
23	Nrithya Sundararaman	101	86	0.85	32	225	.240	776	7.68	7	17	0.07	0	129	1.28	4	48	52	0.51	8	13	121.0	
32	Lici McGee	97	214	2.21	79	485	.278	5	0.05	0	0	0.00	0	26	0.27	19	83	102	1.05	24	1	274.5	
36	Cassie Loessberg	101	3	0.03	2	22	.045	61	0.60	18	14	0.18	29	503	4.98	0	0	0	0.00	0	0	21.0	
	TEAM	-	-	-	-	-	-	-	-	-	-	-	14	-	-	-	-	-	-	-	-	-	-
	MIAMI	101	1356	13.43	501	3613	.237	1247	12.35	103	161	1.02	110	1576	15.60	59	338	228.0	2.26	75	21	1687.0	
	Opponents	101	1344	13.31	552	3741	.212	1226	12.14	110	197	1.09	103	1528	15.13	74	249	198.5	1.97	61	28	1652.5	

Team Statistics	UM	OPP
ATTACK		
Kills	1356	1344
Errors	501	552
Total Attacks	3613	3741
Attack Pct	.237	.212
Kills/Set	13.4	13.3
SET		
Assists	1247	1226
Attempts	3548	3679
Assist Pct	.351	.333
Assists/Set	12.3	12.1
SERVE		
Aces	103	110
Errors	161	197
Attempts	2271	2182
Serve Pct	.929	.910
Aces/Set	1.0	1.1
SERVE RECEPTIONS		
Errors	110	103
Errors/Set	1.1	1.0
Attempts	1982	2107
Reception Pct	.945	.951
DEFENSE		
Digs	1576	1528
Digs/Set	15.6	15.1
BLOCKING		
Block Solo	59	74
Block Assist	338	249
Total Blocks	228.0	198.5
Blocks/Set	2.3	2.0
Block Errors	75	61
Ball handling errors	21	28
ATTENDANCE		
Total	5308	6012
Dates/Avg Per Date	13/408	11/547
Neutral site #/Avg	3/101	
Current win streak	0	-
Home win streak	0	-

Date	Opponent	Score	Score by set	Att.
!Aug 28	FLORIDA GULF COAST	W 3-0	25-20,25-17,25-17	471
!Aug 29	PRAIRIE VIEW A&M	W 3-0	25-8,25-17,25-16	329
!Aug 29	USF	L 1-3	18-25,24-26,25-18,22-25	504
\$Sep 04	vs Eastern Michigan	W 3-0	25-19,25-21,25-21	102
\$Sep 05	vs North Dakota State	W 3-2	25-18,22-25,20-25,25-10,15-6	116
\$Sep 05	at Northern Colorado	W 3-0	25-23,26-24,26-24	408
%Sep 10	at FIU	L 0-3	24-26,24-26,17-25	857
%Sep 11	MIDDLE TENNESSEE ST.	W 3-1	23-25,26-24,25-17,25-19	521
%Sep 12	ALBANY	W 3-0	25-22,25-21,25-20	419
*Sep 18	at #19 Florida State	L 0-3	20-25,15-25,17-25	1112
Sep 19	vs Notre Dame	L 2-3	25-17,25-23,21-25,15-25,13-15	86
*Sep 25	VIRGINIA	W 3-1	25-22,18-25,25-21,25-21	571
*Sep 27	VIRGINIA TECH	L 2-3	29-27,21-25,25-22,27-29,11-15	304
*Oct 02	CLEMSON	L 2-3	25-23,25-22,21-25,22-25,13-15	831
*Oct 04	GEORGIA TECH	W 3-2	25-22,24-26,31-29,25-27,15-9	291
*Oct 08	at Wake Forest	W 3-1	25-20,25-15,24-26,25-18	253
*Oct 09	at Duke	L 0-3	22-25,17-25,23-25	329
*Oct 16	at Boston College	W 3-1	24-26,25-12,25-18,25-18	142
*Oct 18	at Maryland	W 3-0	25-23,25-15,25-18	297
*Oct 23	NORTH CAROLINA	L 0-3	22-25,25-27,14-25	393
*Oct 25	NC STATE	W 3-0	25-18,25-16,25-20	147
*Oct 30	at Virginia Tech	W 3-0	25-17,25-20,25-18	796
*Nov 01	at Virginia	L 2-3	18-25,25-23,25-22,23-25,10-15	262
*Nov 06	WAKE FOREST	W 3-1	15-25,26-24,25-23,25-17	213
*Nov 08	DUKE	L 0-3	17-25,12-25,18-25	314
*Nov 13	at Georgia Tech	W 3-2	20-25,20-25,25-23,25-20,16-14	662
*Nov 14	at Clemson	L 0-3	20-25,22-25,23-25	894

* = Atlantic Coast Conference match
 ! = Hurricane Invitational (Coral Gables, Fla.)
 \$ = Hampton Inn & Suites Tournament (Greeley, Colo.)
 % = Miami/FIU Invitational (Coral Gables, Fla.)

Record in 3-set matches: 8-6
 Record in 4-set matches: 5-1
 Record in 5-set matches: 3-4



2009 University of Miami Volleyball
Miami Team Match-by-Match (as of Nov 14, 2009)
All matches



Date	Opponent	sp	attack				set			serve				recept			dig	blocking				bhe	points	score
			k	e	ta	pct	a	ta	pct	sa	se	ta	pct	re	ta	pct		bs	ba	be	total			
Aug 28, 2009	FLORIDA GULF COAST	3	44	14	108	.278	38	108	.352	4	6	74	.919	2	51	.961	58	2	8	1	6.0	2	54.0	3-0
Aug 29, 2009	PRAIRIE VIEW A&M	3	30	6	57	.421	23	51	.451	12	6	75	.920	4	33	.879	17	2	10	2	7.0	0	49.0	3-0
Aug 29, 2009	USF	4	52	26	130	.200	47	128	.367	3	4	91	.956	5	87	.943	44	2	20	5	12.0	1	67.0	1-3
Sep 04, 2009	vs Eastern Michigan	3	52	13	118	.331	48	120	.400	1	9	74	.878	2	64	.969	55	1	6	0	4.0	1	57.0	3-0
Sep 05, 2009	vs North Dakota State	5	67	27	186	.215	62	193	.321	4	8	108	.926	1	78	.987	113	4	18	0	13.0	0	84.0	3-2
Sep 05, 2009	at Northern Colorado	3	42	20	109	.202	35	105	.333	1	9	76	.882	3	70	.957	39	1	16	0	9.0	0	52.0	3-0
Sep 10, 2009	at FIU	3	34	13	102	.206	32	91	.352	2	2	66	.970	3	67	.955	48	1	12	2	7.0	0	43.0	0-3
Sep 11, 2009	MIDDLE TENNESSEE ST.	4	56	17	133	.293	54	124	.435	5	11	98	.888	5	70	.929	57	3	19	1	12.5	1	73.5	3-1
Sep 12, 2009	ALBANY	3	44	12	125	.256	43	109	.394	3	6	73	.918	3	62	.952	52	2	18	6	11.0	1	58.0	3-0
Sep 18, 2009	at Florida State	3	28	24	91	.044	28	101	.277	1	5	53	.906	3	68	.956	37	3	6	1	6.0	0	35.0	0-3
Sep 19, 2009	vs Notre Dame	5	57	21	144	.250	54	152	.355	5	3	99	.970	11	93	.882	74	1	14	3	8.0	2	70.0	2-3
Sep 25, 2009	VIRGINIA	4	61	19	148	.284	59	149	.396	5	9	92	.902	5	84	.940	74	5	6	7	8.0	0	74.0	3-1
Sep 27, 2009	VIRGINIA TECH	5	54	28	170	.153	50	169	.296	5	6	113	.947	3	99	.970	66	5	21	6	15.5	1	74.5	2-3
Oct 02, 2009	CLEMSON	5	69	30	189	.206	64	188	.340	7	10	107	.907	2	101	.980	78	4	8	2	8.0	2	84.0	2-3
Oct 04, 2009	GEORGIA TECH	5	68	32	186	.194	63	186	.339	3	8	120	.933	2	98	.980	75	5	14	3	12.0	1	83.0	3-2
Oct 08, 2009	at Wake Forest	4	65	12	158	.335	57	154	.370	2	4	98	.959	1	78	.987	75	3	24	7	15.0	0	82.0	3-1
Oct 09, 2009	at Duke	3	36	15	135	.156	33	128	.258	2	1	64	.984	5	65	.923	54	0	9	3	4.5	0	42.5	0-3
Oct 16, 2009	at Boston College	4	58	13	146	.308	56	140	.400	8	6	98	.939	7	70	.900	65	3	16	2	11.0	1	77.0	3-1
Oct 18, 2009	at Maryland	3	44	15	105	.276	40	108	.370	8	4	73	.945	6	54	.889	48	0	8	0	4.0	0	56.0	3-0
Oct 23, 2009	NORTH CAROLINA	3	38	18	103	.194	36	104	.346	2	2	62	.968	5	67	.925	50	3	4	9	5.0	1	45.0	0-3
Oct 25, 2009	NC STATE	3	50	18	117	.274	47	110	.427	2	2	74	.973	4	52	.923	58	0	6	2	3.0	0	55.0	3-0
Oct 30, 2009	at Virginia Tech	3	45	9	95	.379	44	99	.444	2	5	73	.932	1	48	.979	36	2	12	0	8.0	3	55.0	3-0
Nov 01, 2009	at Virginia	5	65	27	199	.191	60	191	.314	4	9	101	.911	9	102	.912	97	2	14	3	9.0	1	78.0	2-3
Nov 06, 2009	WAKE FOREST	4	68	17	173	.295	63	165	.382	3	6	90	.933	4	87	.954	72	3	6	6	6.0	0	77.0	3-1
Nov 08, 2009	DUKE	3	30	16	99	.141	24	99	.242	3	7	48	.854	4	66	.939	39	0	6	1	3.0	1	36.0	0-3
Nov 13, 2009	at Georgia Tech	5	61	21	167	.240	55	162	.340	2	7	104	.933	6	99	.939	62	0	26	1	13.0	1	76.0	3-2
Nov 14, 2009	at Clemson	3	38	18	120	.167	32	114	.281	4	6	67	.910	4	69	.942	33	2	11	2	7.5	1	49.5	0-3
		101	1356	501	3613	.237	1247	3548	.351	103	161	2271	.929	110	1982	.945	1576	59	338	75	228.0	21	1687.0	
Opponents		101	1344	552	3741	.212	1226	3679	.333	110	197	2182	.910	103	2107	.951	1528	74	249	61	198.5	28	1652.5	

Sets played: 101
 Kills per set: 13.43
 Assists per set: 12.35

Service aces per set: 1.02
 Digs per set: 15.60
 Blocks per set: 2.26

Points per set: 16.70
 Ball handling errors per set: 0.21
 Reception errors per set: 1.09



**2009 University of Miami Volleyball
Miami Opponent Match-by-Match (as of Nov 14, 2009)
All matches**



OPPONENT STATS

Date	Opponent	sp	attack				set			serve				recept			dig	blocking				bhe	points	score
			k	e	ta	pct	a	ta	pct	sa	se	ta	pct	re	ta	pct		bs	ba	be	total			
Aug 28, 2009	FLORIDA GULF COAST	3	29	19	113	.088	27	111	.243	2	4	55	.927	4	68	.941	44	2	6	1	5.0	2	36.0	3-0
Aug 29, 2009	PRAIRIE VIEW A&M	3	24	21	66	.045	23	72	.319	4	9	42	.786	12	68	.824	20	1	4	0	3.0	2	31.0	3-0
Aug 29, 2009	USF	4	58	25	140	.236	52	137	.380	5	6	94	.936	3	87	.966	45	4	17	4	12.5	2	75.5	1-3
Sep 04, 2009	vs Eastern Michigan	3	35	17	113	.159	33	113	.292	2	2	66	.970	1	64	.984	46	0	4	0	2.0	2	39.0	3-0
Sep 05, 2009	vs North Dakota State	5	44	26	191	.094	41	192	.214	1	5	83	.940	4	100	.960	82	1	8	0	5.0	0	50.0	3-2
Sep 05, 2009	at Northern Colorado	3	37	25	116	.103	35	122	.287	3	3	74	.959	1	67	.985	40	1	10	0	6.0	0	46.0	3-0
Sep 10, 2009	at FIU	3	58	18	132	.303	53	113	.469	3	9	76	.882	2	64	.969	50	1	8	0	5.0	0	66.0	0-3
Sep 11, 2009	MIDDLE TENNESSEE ST.	4	51	18	138	.239	47	133	.353	5	16	86	.814	5	87	.943	50	0	8	0	4.0	2	60.0	3-1
Sep 12, 2009	ALBANY	3	40	23	122	.139	39	113	.345	3	4	66	.939	3	67	.955	62	1	6	1	4.0	1	47.0	3-0
Sep 18, 2009	at Florida State	3	40	17	106	.217	32	99	.323	3	6	74	.919	1	47	.979	34	3	20	1	13.0	0	56.0	0-3
Sep 19, 2009	vs Notre Dame	5	67	22	174	.259	59	169	.349	11	12	105	.886	5	96	.948	59	4	15	1	11.5	0	89.5	2-3
Sep 25, 2009	VIRGINIA	4	56	20	160	.225	48	152	.316	5	6	90	.933	5	83	.940	64	2	13	4	8.5	0	69.5	3-1
Sep 27, 2009	VIRGINIA TECH	5	78	31	190	.247	70	187	.374	3	19	118	.839	5	107	.953	72	8	4	7	10.0	4	91.0	2-3
Oct 02, 2009	CLEMSON	5	64	20	169	.260	61	163	.374	2	8	109	.927	7	97	.928	80	3	20	5	13.0	1	79.0	2-3
Oct 04, 2009	GEORGIA TECH	5	69	32	190	.195	69	188	.367	2	15	113	.867	3	112	.973	71	5	8	6	9.0	1	80.0	3-2
Oct 08, 2009	at Wake Forest	4	60	28	174	.184	51	169	.302	1	2	80	.975	2	94	.979	69	2	0	4	2.0	1	63.0	3-1
Oct 09, 2009	at Duke	3	53	16	140	.264	50	141	.355	5	8	73	.890	2	63	.968	72	3	4	1	5.0	0	63.0	0-3
Oct 16, 2009	at Boston College	4	46	27	149	.128	42	143	.294	7	5	75	.933	8	92	.913	63	4	8	3	8.0	0	61.0	3-1
Oct 18, 2009	at Maryland	3	30	13	102	.167	22	112	.196	6	4	58	.931	8	69	.884	38	3	10	3	8.0	2	44.0	3-0
Oct 23, 2009	NORTH CAROLINA	3	51	10	119	.345	45	116	.388	5	9	76	.882	2	60	.967	45	4	6	4	7.0	2	63.0	0-3
Oct 25, 2009	NC STATE	3	30	18	110	.109	28	111	.252	4	4	56	.929	2	72	.972	47	2	6	3	5.0	1	39.0	3-0
Oct 30, 2009	at Virginia Tech	3	36	17	95	.200	36	98	.367	1	9	57	.842	2	68	.971	34	3	2	1	4.0	1	41.0	3-0
Nov 01, 2009	at Virginia	5	63	21	197	.213	59	199	.296	9	8	110	.927	4	92	.957	98	3	16	3	11.0	1	83.0	2-3
Nov 06, 2009	WAKE FOREST	4	61	15	158	.291	57	157	.363	4	3	90	.967	3	84	.964	77	3	10	4	8.0	1	73.0	3-1
Nov 08, 2009	DUKE	3	45	6	95	.411	43	89	.483	4	8	74	.892	3	41	.927	43	4	14	1	11.0	0	60.0	0-3
Nov 13, 2009	at Georgia Tech	5	73	30	175	.246	63	170	.371	6	9	109	.917	2	97	.979	73	4	10	4	9.0	0	88.0	3-2
Nov 14, 2009	at Clemson	3	46	17	107	.271	41	110	.373	4	4	73	.945	4	61	.934	50	3	12	0	9.0	2	59.0	0-3
		101	1344	552	3741	.212	1226	3679	.333	110	197	2182	.910	103	2107	.951	1528	74	249	61	198.5	28	1652.5	
Miami		101	1356	501	3613	.237	1247	3548	.351	103	161	2271	.929	110	1982	.945	1576	59	338	75	228.0	21	1687.0	

Sets played: 101

Service aces per set: 1.09

Points per set: 16.36

Kills per set: 13.31

Digs per set: 15.13

Ball handling errors per set: 0.28

Assists per set: 12.14

Blocks per set: 1.97

Reception errors per set: 1.02



**2009 University of Miami Volleyball
Miami Match Highs (as of Nov 14, 2009)
All matches**



INDIVIDUAL MATCH HIGHS

ATTACK PERCENT (K-E-TA) minimum 12 kills

.571 (13- 1-21)	Lici McGee vs NC State (Oct 25, 2009)
.519 (15- 1-27)	Ali Becker vs Wake Forest (Nov 06, 2009)
.500 (12- 1-22)	Ali Becker vs Eastern Michigan (Sep 04, 2009 in Greeley, Colo.)
.500 (15- 3-24)	Lici McGee at Georgia Tech (Nov 13, 2009)
.423 (25- 3-52)	Lane Carico at Boston College (Oct 16, 2009)
.423 (14- 3-26)	Ali Becker vs Notre Dame (Sep 19, 2009 in Tallahassee, Fla.)
.423 (14- 3-26)	Lici McGee at Wake Forest (Oct 08, 2009)
.407 (12- 1-27)	Lane Carico at Virginia Tech (Oct 30, 2009)
.400 (12- 2-25)	Ali Becker at Virginia (Nov 01, 2009)
.393 (12- 1-28)	Ali Becker at Wake Forest (Oct 08, 2009)

KILLS (K-E-TA)

36 (36-11-83) 5s	Lane Carico vs Clemson (Oct 02, 2009)
30 (30- 8-72) 5s	Lane Carico vs Georgia Tech (Oct 04, 2009)
25 (25- 3-52) 4s	Lane Carico at Boston College (Oct 16, 2009)
22 (22- 2-56) 4s	Lane Carico at Wake Forest (Oct 08, 2009)
22 (22- 7-45) 4s	Lane Carico vs USF (Aug 29, 2009)
21 (21-10-62) 5s	Lane Carico at Virginia (Nov 01, 2009)
21 (21- 7-56) 4s	Lane Carico vs Virginia (Sep 25, 2009)
20 (20- 8-65) 5s	Lane Carico at Georgia Tech (Nov 13, 2009)
19 (19-10-51) 5s	Lane Carico vs North Dakota State (Sep 05, 2009 in Greeley, Colo.)
19 (19- 4-47) 5s	Christine Williamson at Georgia Tech (Nov 13, 2009)

KILLS 3-SETS (K-E-TA)

18 (18- 6-40)	Lane Carico at Maryland (Oct 18, 2009)
16 (16- 7-40)	Lane Carico vs Eastern Michigan (Sep 04, 2009 in Greeley, Colo.)
16 (16- 3-39)	Lane Carico vs North Carolina (Oct 23, 2009)
15 (15- 4-48)	Lane Carico at Duke (Oct 09, 2009)
14 (14- 7-28)	Christine Williamson vs NC State (Oct 25, 2009)

KILLS 4-SETS (K-E-TA)

25 (25- 3-52)	Lane Carico at Boston College (Oct 16, 2009)
22 (22- 2-56)	Lane Carico at Wake Forest (Oct 08, 2009)
22 (22- 7-45)	Lane Carico vs USF (Aug 29, 2009)
21 (21- 7-56)	Lane Carico vs Virginia (Sep 25, 2009)
18 (18- 4-52)	Lane Carico vs Wake Forest (Nov 06, 2009)

KILLS 5-SETS (K-E-TA)

36 (36-11-83)	Lane Carico vs Clemson (Oct 02, 2009)
30 (30- 8-72)	Lane Carico vs Georgia Tech (Oct 04, 2009)
21 (21-10-62)	Lane Carico at Virginia (Nov 01, 2009)
20 (20- 8-65)	Lane Carico at Georgia Tech (Nov 13, 2009)
19 (19-10-51)	Lane Carico vs North Dakota State (Sep 05, 2009 in Greeley, Colo.)

TOTAL ATTEMPTS (K-E-TA)

83 (36-11-83) 5s	Lane Carico vs Clemson (Oct 02, 2009)
72 (30- 8-72) 5s	Lane Carico vs Georgia Tech (Oct 04, 2009)
65 (20- 8-65) 5s	Lane Carico at Georgia Tech (Nov 13, 2009)
62 (21-10-62) 5s	Lane Carico at Virginia (Nov 01, 2009)
56 (18- 7-56) 5s	Lane Carico vs Virginia Tech (Sep 27, 2009)
56 (21- 7-56) 4s	Lane Carico vs Virginia (Sep 25, 2009)
56 (22- 2-56) 4s	Lane Carico at Wake Forest (Oct 08, 2009)
52 (18- 4-52) 4s	Lane Carico vs Wake Forest (Nov 06, 2009)
52 (25- 3-52) 4s	Lane Carico at Boston College (Oct 16, 2009)
51 (19-10-51) 5s	Lane Carico vs North Dakota State (Sep 05, 2009 in Greeley, Colo.)

TOTAL ATTEMPTS 3-SETS (K-E-TA)

48 (15- 4-48)	Lane Carico at Duke (Oct 09, 2009)
40 (16- 7-40)	Lane Carico vs Eastern Michigan (Sep 04, 2009 in Greeley, Colo.)
40 (18- 6-40)	Lane Carico at Maryland (Oct 18, 2009)
39 (16- 3-39)	Lane Carico vs North Carolina (Oct 23, 2009)
36 (9- 6-36)	Lane Carico at Clemson (Nov 14, 2009)

TOTAL ATTEMPTS 4-SETS (K-E-TA)

56 (21- 7-56)	Lane Carico vs Virginia (Sep 25, 2009)
56 (22- 2-56)	Lane Carico at Wake Forest (Oct 08, 2009)
52 (18- 4-52)	Lane Carico vs Wake Forest (Nov 06, 2009)
52 (25- 3-52)	Lane Carico at Boston College (Oct 16, 2009)
46 (15- 5-46)	Christine Williamson vs Wake Forest (Nov 06, 2009)

TOTAL ATTEMPTS 5-SETS (K-E-TA)

83 (36-11-83)	Lane Carico vs Clemson (Oct 02, 2009)
72 (30- 8-72)	Lane Carico vs Georgia Tech (Oct 04, 2009)
65 (20- 8-65)	Lane Carico at Georgia Tech (Nov 13, 2009)
62 (21-10-62)	Lane Carico at Virginia (Nov 01, 2009)
56 (18- 7-56)	Lane Carico vs Virginia Tech (Sep 27, 2009)



2009 University of Miami Volleyball
Miami Match Highs (as of Nov 14, 2009)
All matches



POINTS

37.5 (36- 1- 0.5) 5s	Lane Carico vs Clemson (Oct 02, 2009)
30.5 (30- 0- 0.5) 5s	Lane Carico vs Georgia Tech (Oct 04, 2009)
26.0 (25- 0- 1.0) 4s	Lane Carico at Boston College (Oct 16, 2009)
23.0 (19- 2- 2.0) 5s	Lane Carico vs North Dakota State (Sep 05, 2009 in Greeley, Colo.)
23.0 (22- 0- 1.0) 4s	Lane Carico vs USF (Aug 29, 2009)

POINTS 3-SETS

18.5 (16- 1- 1.5)	Lane Carico vs Eastern Michigan (Sep 04, 2009 in Greeley, Colo.)
18.5 (18- 0- 0.5)	Lane Carico at Maryland (Oct 18, 2009)
16.5 (16- 0- 0.5)	Lane Carico vs North Carolina (Oct 23, 2009)
15.5 (15- 0- 0.5)	Lane Carico at Duke (Oct 09, 2009)
14.0 (13- 0- 1.0)	Lici McGee vs NC State (Oct 25, 2009)

POINTS 4-SETS

26.0 (25- 0- 1.0)	Lane Carico at Boston College (Oct 16, 2009)
23.0 (22- 0- 1.0)	Lane Carico vs USF (Aug 29, 2009)
22.5 (22- 0- 0.5)	Lane Carico at Wake Forest (Oct 08, 2009)
22.5 (21- 0- 1.5)	Lane Carico vs Virginia (Sep 25, 2009)
18.5 (14- 0- 4.5)	Christine Williamson at Wake Forest (Oct 08, 2009)

POINTS 5-SETS

37.5 (36- 1- 0.5)	Lane Carico vs Clemson (Oct 02, 2009)
30.5 (30- 0- 0.5)	Lane Carico vs Georgia Tech (Oct 04, 2009)
23.0 (19- 2- 2.0)	Lane Carico vs North Dakota State (Sep 05, 2009 in Greeley, Colo.)
22.0 (21- 0- 1.0)	Lane Carico at Virginia (Nov 01, 2009)
22.0 (20- 1- 1.0)	Lane Carico at Georgia Tech (Nov 13, 2009)



**2009 University of Miami Volleyball
Miami Match Highs (as of Nov 14, 2009)
All matches**



ASSISTS

58 (5s)	Nrithya Sundararaman vs Clemson (Oct 02, 2009)
57 (4s)	Nrithya Sundararaman vs Wake Forest (Nov 06, 2009)
54 (5s)	Nrithya Sundararaman vs Georgia Tech (Oct 04, 2009)
53 (4s)	Nrithya Sundararaman at Wake Forest (Oct 08, 2009)
50 (5s)	Katie Gallagher vs North Dakota State (Sep 05, 2009 in Greeley, Colo.)

ASSISTS 3-SETS

44	Katie Gallagher vs Eastern Michigan (Sep 04, 2009 in Greeley, Colo.)
42	Nrithya Sundararaman vs NC State (Oct 25, 2009)
36	Nrithya Sundararaman at Maryland (Oct 18, 2009)
35	Katie Gallagher vs Albany (Sep 12, 2009)
34	Nrithya Sundararaman vs Florida Gulf Coast (Aug 28, 2009)

ASSISTS 4-SETS

57	Nrithya Sundararaman vs Wake Forest (Nov 06, 2009)
53	Nrithya Sundararaman at Wake Forest (Oct 08, 2009)
49	Nrithya Sundararaman at Boston College (Oct 16, 2009)
49	Nrithya Sundararaman vs Virginia (Sep 25, 2009)
47	Katie Gallagher vs Middle Tennessee St. (Sep 11, 2009)

ASSISTS 5-SETS

58	Nrithya Sundararaman vs Clemson (Oct 02, 2009)
54	Nrithya Sundararaman vs Georgia Tech (Oct 04, 2009)
50	Katie Gallagher vs North Dakota State (Sep 05, 2009 in Greeley, Colo.)
47	Nrithya Sundararaman at Georgia Tech (Nov 13, 2009)
47	Nrithya Sundararaman at Virginia (Nov 01, 2009)

DIGS

39 (5s)	Cassie Loessberg vs North Dakota State (Sep 05, 2009 in Greeley, Colo.)
32 (4s)	Cassie Loessberg vs Middle Tennessee St. (Sep 11, 2009)
32 (5s)	Cassie Loessberg vs Georgia Tech (Oct 04, 2009)
30 (3s)	Cassie Loessberg vs Eastern Michigan (Sep 04, 2009 in Greeley, Colo.)
28 (5s)	Cassie Loessberg vs Clemson (Oct 02, 2009)

DIGS 3-SETS

30	Cassie Loessberg vs Eastern Michigan (Sep 04, 2009 in Greeley, Colo.)
22	Cassie Loessberg vs Florida Gulf Coast (Aug 28, 2009)
17	Cassie Loessberg vs Albany (Sep 12, 2009)
17	Cassie Loessberg at Northern Colorado (Sep 05, 2009)
16	Cassie Loessberg vs Duke (Nov 08, 2009)

DIGS 4-SETS

32	Cassie Loessberg vs Middle Tennessee St. (Sep 11, 2009)
27	Cassie Loessberg vs Virginia (Sep 25, 2009)
22	Cassie Loessberg at Wake Forest (Oct 08, 2009)
22	Lane Carico at Wake Forest (Oct 08, 2009)
21	Cassie Loessberg vs Wake Forest (Nov 06, 2009)

DIGS 5-SETS

39	Cassie Loessberg vs North Dakota State (Sep 05, 2009 in Greeley, Colo.)
32	Cassie Loessberg vs Georgia Tech (Oct 04, 2009)
28	Cassie Loessberg vs Clemson (Oct 02, 2009)
23	Cassie Loessberg at Virginia (Nov 01, 2009)
23	Lane Carico vs Notre Dame (Sep 19, 2009 in Tallahassee, Fla.)

ACES

7	Maria Andersson vs Prairie View A&M (Aug 29, 2009)
3	Lizzie Hale at Maryland (Oct 18, 2009)
3	Maria Andersson vs Clemson (Oct 02, 2009)
3	Maria Andersson at Boston College (Oct 16, 2009)
3	Lane Carico vs Florida Gulf Coast (Aug 28, 2009)

BLOCKS (BS-BA)

13 (0-13)	Lici McGee at Georgia Tech (Nov 13, 2009)
10 (0-10)	Ali Becker at Wake Forest (Oct 08, 2009)
9 (2-7)	Lici McGee vs North Dakota State (Sep 05, 2009 in Greeley, Colo.)
8 (0-8)	Ali Becker vs USF (Aug 29, 2009)
7 (3-4)	Lici McGee vs Virginia Tech (Sep 27, 2009)
7 (2-5)	Christine Williamson at Wake Forest (Oct 08, 2009)
7 (2-5)	Lici McGee vs Albany (Sep 12, 2009)
6 (1-5)	Ariell Cooke at Boston College (Oct 16, 2009)
6 (1-5)	Genny Mayhew vs USF (Aug 29, 2009)
6 (1-5)	Lici McGee vs Georgia Tech (Oct 04, 2009)



**2009 University of Miami Volleyball
Miami Match Highs (as of Nov 14, 2009)
All matches**



TEAM MATCH HIGHS

ATTACK PERCENT (K-E-TA)

.421 (30- 6- 57)	vs Prairie View A&M (Aug 29, 2009)
.379 (45- 9- 95)	at Virginia Tech (Oct 30, 2009)
.335 (65-12-158)	at Wake Forest (Oct 08, 2009)
.331 (52-13-118)	vs Eastern Michigan (Sep 04, 2009 in Greeley, Colo.)
.308 (58-13-146)	at Boston College (Oct 16, 2009)
.295 (68-17-173)	vs Wake Forest (Nov 06, 2009)
.293 (56-17-133)	vs Middle Tennessee St. (Sep 11, 2009)
.284 (61-19-148)	vs Virginia (Sep 25, 2009)
.278 (44-14-108)	vs Florida Gulf Coast (Aug 28, 2009)
.276 (44-15-105)	at Maryland (Oct 18, 2009)

KILLS (K-E-TA)

69 (69-30-189) 5s	vs Clemson (Oct 02, 2009)
68 (68-17-173) 4s	vs Wake Forest (Nov 06, 2009)
68 (68-32-186) 5s	vs Georgia Tech (Oct 04, 2009)
67 (67-27-186) 5s	vs North Dakota State (Sep 05, 2009 in Greeley, Colo.)
65 (65-27-199) 5s	at Virginia (Nov 01, 2009)
65 (65-12-158) 4s	at Wake Forest (Oct 08, 2009)
61 (61-21-167) 5s	at Georgia Tech (Nov 13, 2009)
61 (61-19-148) 4s	vs Virginia (Sep 25, 2009)
58 (58-13-146) 4s	at Boston College (Oct 16, 2009)
57 (57-21-144) 5s	vs Notre Dame (Sep 19, 2009 in Tallahassee, Fla.)

KILLS 3-SETS (K-E-TA)

52 (52-13-118)	vs Eastern Michigan (Sep 04, 2009 in Greeley, Colo.)
50 (50-18-117)	vs NC State (Oct 25, 2009)
45 (45- 9- 95)	at Virginia Tech (Oct 30, 2009)
44 (44-12-125)	vs Albany (Sep 12, 2009)
44 (44-14-108)	vs Florida Gulf Coast (Aug 28, 2009)

KILLS 4-SETS (K-E-TA)

68 (68-17-173)	vs Wake Forest (Nov 06, 2009)
65 (65-12-158)	at Wake Forest (Oct 08, 2009)
61 (61-19-148)	vs Virginia (Sep 25, 2009)
58 (58-13-146)	at Boston College (Oct 16, 2009)
56 (56-17-133)	vs Middle Tennessee St. (Sep 11, 2009)

KILLS 5-SETS (K-E-TA)

69 (69-30-189)	vs Clemson (Oct 02, 2009)
68 (68-32-186)	vs Georgia Tech (Oct 04, 2009)
67 (67-27-186)	vs North Dakota State (Sep 05, 2009 in Greeley, Colo.)
65 (65-27-199)	at Virginia (Nov 01, 2009)
61 (61-21-167)	at Georgia Tech (Nov 13, 2009)

TOTAL ATTEMPTS (K-E-TA)

199 (65-27-199) 5s	at Virginia (Nov 01, 2009)
189 (69-30-189) 5s	vs Clemson (Oct 02, 2009)
186 (67-27-186) 5s	vs North Dakota State (Sep 05, 2009 in Greeley, Colo.)
186 (68-32-186) 5s	vs Georgia Tech (Oct 04, 2009)
173 (68-17-173) 4s	vs Wake Forest (Nov 06, 2009)
170 (54-28-170) 5s	vs Virginia Tech (Sep 27, 2009)
167 (61-21-167) 5s	at Georgia Tech (Nov 13, 2009)
158 (65-12-158) 4s	at Wake Forest (Oct 08, 2009)
148 (61-19-148) 4s	vs Virginia (Sep 25, 2009)
146 (58-13-146) 4s	at Boston College (Oct 16, 2009)

TOTAL ATTEMPTS 3-SETS (K-E-TA)

135 (36-15-135)	at Duke (Oct 09, 2009)
125 (44-12-125)	vs Albany (Sep 12, 2009)
120 (38-18-120)	at Clemson (Nov 14, 2009)
118 (52-13-118)	vs Eastern Michigan (Sep 04, 2009 in Greeley, Colo.)
117 (50-18-117)	vs NC State (Oct 25, 2009)

TOTAL ATTEMPTS 4-SETS (K-E-TA)

173 (68-17-173)	vs Wake Forest (Nov 06, 2009)
158 (65-12-158)	at Wake Forest (Oct 08, 2009)
148 (61-19-148)	vs Virginia (Sep 25, 2009)
146 (58-13-146)	at Boston College (Oct 16, 2009)
133 (56-17-133)	vs Middle Tennessee St. (Sep 11, 2009)

TOTAL ATTEMPTS 5-SETS (K-E-TA)

199 (65-27-199)	at Virginia (Nov 01, 2009)
189 (69-30-189)	vs Clemson (Oct 02, 2009)
186 (67-27-186)	vs North Dakota State (Sep 05, 2009 in Greeley, Colo.)
186 (68-32-186)	vs Georgia Tech (Oct 04, 2009)
170 (54-28-170)	vs Virginia Tech (Sep 27, 2009)



2009 University of Miami Volleyball
Miami Match Highs (as of Nov 14, 2009)
All matches



ASSISTS

64 (5s) vs Clemson (Oct 02, 2009)
63 (5s) vs Georgia Tech (Oct 04, 2009)
63 (4s) vs Wake Forest (Nov 06, 2009)
62 (5s) vs North Dakota State (Sep 05, 2009 in Greeley, Colo.)
60 (5s) at Virginia (Nov 01, 2009)

ASSISTS 3-SETS

48 vs Eastern Michigan (Sep 04, 2009 in Greeley, Colo.)
47 vs NC State (Oct 25, 2009)
44 at Virginia Tech (Oct 30, 2009)
43 vs Albany (Sep 12, 2009)
40 at Maryland (Oct 18, 2009)

ASSISTS 4-SETS

63 vs Wake Forest (Nov 06, 2009)
59 vs Virginia (Sep 25, 2009)
57 at Wake Forest (Oct 08, 2009)
56 at Boston College (Oct 16, 2009)
54 vs Middle Tennessee St. (Sep 11, 2009)

ASSISTS 5-SETS

64 vs Clemson (Oct 02, 2009)
63 vs Georgia Tech (Oct 04, 2009)
62 vs North Dakota State (Sep 05, 2009 in Greeley, Colo.)
60 at Virginia (Nov 01, 2009)
55 at Georgia Tech (Nov 13, 2009)

DIGS

113 (5s) vs North Dakota State (Sep 05, 2009 in Greeley, Colo.)
97 (5s) at Virginia (Nov 01, 2009)
78 (5s) vs Clemson (Oct 02, 2009)
75 (4s) at Wake Forest (Oct 08, 2009)
75 (5s) vs Georgia Tech (Oct 04, 2009)

DIGS 3-SETS

58 vs NC State (Oct 25, 2009)
58 vs Florida Gulf Coast (Aug 28, 2009)
55 vs Eastern Michigan (Sep 04, 2009 in Greeley, Colo.)
54 at Duke (Oct 09, 2009)
52 vs Albany (Sep 12, 2009)

DIGS 4-SETS

75 at Wake Forest (Oct 08, 2009)
74 vs Virginia (Sep 25, 2009)
72 vs Wake Forest (Nov 06, 2009)
65 at Boston College (Oct 16, 2009)
57 vs Middle Tennessee St. (Sep 11, 2009)

DIGS 5-SETS

113 vs North Dakota State (Sep 05, 2009 in Greeley, Colo.)
97 at Virginia (Nov 01, 2009)
78 vs Clemson (Oct 02, 2009)
75 vs Georgia Tech (Oct 04, 2009)
74 vs Notre Dame (Sep 19, 2009 in Tallahassee, Fla.)

ACES

12 vs Prairie View A&M (Aug 29, 2009)
8 at Boston College (Oct 16, 2009)
8 at Maryland (Oct 18, 2009)
7 vs Clemson (Oct 02, 2009)
5 vs Virginia Tech (Sep 27, 2009)

BLOCKS

15.5 vs Virginia Tech (Sep 27, 2009)
15.0 at Wake Forest (Oct 08, 2009)
13.0 at Georgia Tech (Nov 13, 2009)
13.0 vs North Dakota State (Sep 05, 2009 in Greeley, Colo.)
12.5 vs Middle Tennessee St. (Sep 11, 2009)
12.0 vs Georgia Tech (Oct 04, 2009)
12.0 vs USF (Aug 29, 2009)
11.0 vs Albany (Sep 12, 2009)
11.0 at Boston College (Oct 16, 2009)
9.0 at Virginia (Nov 01, 2009)