

MIAMI BASKETBALL

THE BASICS

Date/Time: Thursday, March 8, 2018/9:30 p.m. ET
Location: Brooklyn, N.Y./Barclays Center (18,103)
Television: ESPN; **Online:** WatchESPN
 Dan Shulman, Jay Bilas, Allison Williams
Television: ACC Network
 Wes Durham, Dan Bonner, Jason Capel
Radio: WQAM 590-AM (Joe Zagacki - PXP)
Satellite Radio: Sirius 80/XM 80 (Internet 80)

2017-18 SCHEDULE/RESULTS

OPPONENT	TV	TIME/SCORE
NOVEMBER (6-0)		
1 NEWBERRY*	ACCN Extra	W, 106-79
10 [13/12] GARDNER-WEBB	ACCN Extra	W, 77-45
12 [13/12] NAVY	ACCN Extra	W, 89-55
16 [11/12] FLORIDA A&M	ACCN Extra	W, 90-59
22 [11/11] vs. La Salle ¹		W, 57-46
25 [11/11] NORTH FLORIDA	RSN	W, 86-65
29 [10/13] at No. 12/12 Minnesota ²	ESPN2	W, 86-81
DECEMBER (6-1)		
2 [10/13] vs. Princeton ³	ESPNU	W, 80-52
5 [10/11] BOSTON UNIVERSITY	RSN	W, 69-54
16 [6/8] at George Washington	CBSN	W, 59-50
23 [6/7] at Hawai'i ⁴	ESPNU	W, 75-57
23 [6/7] vs. New Mexico State ⁴	ESPN2	L, 54-63
25 [15/16] vs. Middle Tennessee ⁴	ESPNU	W, 84-81
30 [15/16] at Pittsburgh*	ACCN	W, 67-53
JANUARY (4-4)		
3 [15/17] at Georgia Tech*	RSN	L, 54-64
7 [15/17] No. 24/RV FLORIDA ST.*	ESPNU	W, 80-74
13 [18/19] at No. 19/17 Clemson*	ESPNU	L, 63-72
15 [25/23] No. 5/5 DUKE*	ESPN	L, 75-83
21 [25/23] at NC State*	ACCN	W, 86-81
24 [RV/24] LOUISVILLE*	ESPN2	W, 78-75 (OT)
27 [RV/24] at Florida State*	ACCN	L, 94-103 (OT)
31 PITTSBURGH*	RSN	W, 69-57
FEBRUARY (5-3)		
3 at Virginia Tech*	ESPN	W, 84-75
7 [25/25] WAKE FOREST*	ESPN2	W, 87-81
10 [25/25] at Boston College*	RSN	L, 70-72
13 No. 1/3 VIRGINIA*	ESPN	L, 50-59
17 SYRACUSE*	CBS	L, 55-62
19 at Notre Dame*	ESPN	W, 77-74
24 BOSTON COLLEGE*	RSN	W, 79-78
27 at No. 9/9 North Carolina*	ESPN	W, 91-88
MARCH (1-0)		
3 VIRGINIA TECH*	ESPN2	W, 69-68
8 UNC/Syracuse/Wake Forest ⁵	ESPN/ACCN	9 p.m.

BOLD CAPS denotes home games at Watsco Center, Coral Gables, Fla.; [##/#] denotes Miami's AP/USA TODAY ranking
¹Exhibition; * ACC game

¹Reading, Pa.; ²ACC/Big Ten Challenge

³HoopHall Miami Invitational, AmericanAirlines Arena (Miami, Fla.)

⁴Hawaiian Airlines Diamond Head Classic (Honolulu, Hawai'i)

⁵ACC Tournament (Barclays Center, Brooklyn, N.Y.)

All times Eastern and subject to change

MIAMI ATHLETICS COMMUNICATIONS

Assistant AD for Communications & Content:

Andy Fledderjohann (MBB Contact)

Email: afledderjohann@miami.edu

Cell Phone: 434-906-0075

Twitter/Instagram/Facebook: @CanesHoops

GAME 31 • MARCH 8, 2018 • 9 P.M. ET • BROOKLYN, N.Y.



NO. 3 SEED MIAMI HURRICANES (22-8, 11-7 ACC)

Head Coach: Jim Larrañaga (Providence, 1971 [B.A.])

Record at UM: 161-77 (7th season), **Career Record:** 631-411 (34th season)



2018 ACC TOURNAMENT

Titles: 1 (2013)

Quarterfinals: 3-8

Record as No. 3 Seed: 1-1

All-Time Record: 14-12

Semifinals: 1-1

ACCT Record vs. UNC: 1-1

Larrañaga Record: 8-5

Finals: 1-0

ACCT Record vs. SU/WF: 0-0/1-0

THINGS TO KNOW

- Starting guard Bruce Brown Jr. had surgery on Feb. 1 on a left-foot injury. He has missed the last 10 games and is expected to be out for approximately six weeks.
- Since Brown went down, freshmen Chris Lykes (13.8) and Lonnie Walker (13.1) are Miami's leading scorers over the last 10 contests.
- Miami, UNC, Duke and UVA are the only ACC schools to record six or more 20-win seasons in the last seven years.
- Walker (13.6) and Lykes (11.9) are scoring more than a third of Miami's points in ACC play.
- All but two of Miami's ACC games have been determined by 10 points or fewer.
- Miami has won at least one game in the ACC Tournament in eight straight years.

ANOTHER 20-WIN CAMPAIGN UNDER LARRAÑAGA

Miami recorded 22 regular-season wins, its sixth 20-win campaign in seven years under Jim Larrañaga, and tied for the 10th most wins in a season in school history.

He is the first coach in program history to post six 20-win seasons. Bruce Hale (1954-67) recorded five 20-win campaigns from 1954-67.

Miami joins Duke, North Carolina and Virginia as the only ACC schools to own six or more 20-win seasons in the last seven years (Duke, UNC and UVA each have 7).

Miami finished with 11 ACC wins and has scored 10 or more league victories in five of Larrañaga's seven years. Prior to Larrañaga's arrival, Miami never had won 10 ACC games in a season.

CLOSE GAMES THE NORM

All but two of Miami's 18 ACC games were decided by 10 points or fewer. UM's last four games each were determined by three points or fewer (eight total points), with each coming down to the final possession.

It marks the first time in program history that Miami has won four-consecutive games, each by three points or fewer, and matches an ACC record, set three times previously (NC State in 1957, Duke in 1976 and 1984).

In seven of Miami's eight defeats, the Hurricanes have led or been within three points in the final four minutes of the second half (UVA is lone exception).

WALKER EARNS ALL-ACC HONORS

Freshman guard Lonnie Walker IV earned Honorable Mention All-ACC honors Sunday and also was named to the All-Freshman Team.

Walker is the first Miami freshman to earn a spot on an all-league team (BIG EAST or ACC).

UM has been affiliated with a conference since the 1991-92 season and joined the ACC for the 2004-05 campaign.

WALKER STEPS UP IN CONFERENCE PLAY

Lonnie Walker IV has averaged a team-high 15.1 points as well as 2.5 rebounds and 2.7 assists in the last 15 games.

He scored in double figures in 13 of those 15 games. In his 16 starts this year (15 in ACC play), Walker is averaging 15.3 ppg, 2.6 rpg and 2.6 apg.

Walker is the ACC's sixth-leading freshman scorer this season (11.6) and ranks fifth among rookies in scoring in conference games (13.6).

Walker scored 19 points in his first three ACC games combined and averaged 8.5 points per game in the non-conference portion of the schedule.

ROOKIES PUTTING UP STRONG NUMBERS

Lonnie Walker and Chris Lykes are the top-scoring Miami freshman duo in the ACC era (beginning with the 2004-05 season).

Walker (13.6) and Lykes (11.9) have combined to score more than a third of Miami's points in conference play (73.8 total).

The top scoring seasons from Miami freshmen since the 2004-05 season:

Rk	Player (Season)	Games	Pts	Avg
1.	Bruce Brown Jr. (2016-17)	33	391	11.8
2.	Lonnie Walker IV (2017-18)	30	347	11.6
3.	Durand Scott (2009-10)	28	339	10.3
4.	Chris Lykes (2017-18)	30	291	9.7
5.	Dwyane Collins (2006-07)	32	274	8.6

PROJECTED STARTING LINEUP

Pos.	No.	Name	Yr.	Ht.	Wt.	PPG	RPG	APG	Of Note
G	0	Ja'Quan Newton	Sr.	6-3	191	8.5	2.3	2.7	1 of 5 players in UM history with 1,100 pts, 300 assts
G	2	Chris Lykes	Fr.	5-7	161	9.7	1.1	2.4	Averaged 11.9 ppg, 3.1 apg in ACC play
G	3	Anthony Lawrence II	Jr.	6-7	210	8.8	6.6	2.4	Recorded back-to-back double-doubles vs. Pitt, VT
G	4	Lonnie Walker IV	Fr.	6-5	204	11.6	2.5	1.9	Honorable Mention All-ACC
F	20	Dewan Huell	So.	6-11	236	11.6	6.6	0.4	Five double-doubles this season
RESERVES									
G	1	Dejan (DJ) Vasiljevic	So.	6-3	203	9.1	2.5	0.4	Owens team-high 64 3-point FG this season
G	5	Mike Robinson	Sr.	5-10	170	0.5	0.0	0.2	Walk-on; has played in 24 career games
G	11	Bruce Brown Jr.	So.	6-5	205	11.3	7.1	3.9	Had surgery on Feb. 1 (left foot); out approx. 6 weeks
C	14	Rodney Miller Jr.	So.	7-0	255	1.1	0.4	0.0	2 points, 3 rebounds at Virginia Tech
C	15	Ebuka Izundu	Jr.	6-10	235	5.0	3.7	0.2	14 pts, 8 rebs in first start of season at Notre Dame
F	21	Sam Waardenburg	R-Fr.	6-10	217	3.5	2.8	0.5	Averaging 16.7 minutes per ACC game
F	35	Chris Stowell	Sr.	6-6	208	0.2	0.2	0.0	Walk-on; has played in 25 career games



CANES TOP ACC EXPECTATIONS ONCE AGAIN

In each of Jim Larrañaga's seven seasons, Miami finished the year in a standing that exceeded its preseason ACC ranking.

Miami was picked fourth in the preseason coaches' poll (behind, Duke, UNC, ND) but concluded the season in a third-place tie. The Hurricanes' preseason ACC rankings, followed by their finishes, under Larrañaga:

2017-18: 4th – t-3rd	2016-17: 9th – t-7th
2015-16: 5th – t-2nd	2014-15: 10th – t-6th
2013-14: 12th – 10th	2012-13: 5th – 1st
2011-12: 5th – t-4th	

LYKES SOLID IN CONFERENCE PLAY

Chris Lykes is Miami's leading scorer over the last 10 games, averaging 13.8 points per game while reaching double figures eight times.

Lykes is averaging 11.9 points (second on team) and 3.1 assists per game in conference play. He has reached double figures in 12 ACC games and 15 total.

He scored a team-high 18 points against UNC, one off his career high, which was set Feb. 13 against UVA.

Lykes recorded 15 points on Feb. 24 versus BC, including 11 in the final four minutes in the Canes' wild comeback victory.

SUCCESS AWAY FROM HOME

Miami thrived on the road this season, going 8-4 in true road games. The Canes are one of six Power 5 schools this season with at least eight road wins (UVA, Purdue, Michigan State, Arizona, Tennessee).

Counting neutral-site games, Miami is 11-5 away from home this season. UM is second to UVA (12) in road/neutral wins among ACC schools and one of five Power 5 schools with at least 11 (Purdue, Michigan, Michigan State).

Miami is 48-36 in true road games in seven years under Jim Larrañaga, including 31-31 in ACC action.

Miami's total of 31 road wins in conference play since the 2011-12 season ranks fourth behind Virginia (39), North Carolina (38) and Duke (37).

BALANCE ON OFFENSE

Miami has no one in the ACC's top 25 in scoring, but seven Canes are averaging at least 8.5 points per game.

Dewan Huell and Lonnie Walker (11.6 ppg) lead the team in scoring while Bruce Brown (11.4) is just behind him. Chris Lykes (9.7), DJ Vasiljevic (9.1), Anthony Lawrence (8.8) and Ja'Quan Newton (8.5) are all averaging over eight points per game.

Miami has put at least four players in double figures in scoring in 15 games this season.

BROWN OUT WITH LEFT-FOOT INJURY

Bruce Brown Jr. was diagnosed with a left-foot injury on Jan. 29 and had surgery Feb. 1.

He has not played in the last 10 games and will miss approximately six weeks. He is scheduled to be re-evaluated on March 12.

Brown is averaging 11.4 points (third on team) as well as a team-high 7.1 rebounds and 4.0 assists.

At the time of his injury, he was the second-leading rebounder among ACC guards (12th overall).

HUELL CONTINUES BREAKOUT SOPHOMORE SEASON

Sophomore center Dewan Huell has more than doubled his numbers in scoring and rebounding from his freshman campaign.

He leads the team in scoring at 11.6 ppg (5.6 last year) and is averaging 6.7 rebounds per game (3.1 last year).

Huell ranks 14th in the conference in rebounding.

He has scored in double figures in 19 games and recorded the first five double-doubles of his career.

LAST TIME OUT: MIAMI 69, VIRGINIA TECH 68

Chris Lykes hit the tie-breaking free throw with three seconds remaining as Miami outlasted Virginia Tech, 69-68, Saturday on Senior Day in Coral Gables.

DJ Vasiljevic led Miami with 16 points, including 4 3-pointers, while Lykes added 15.

After trailing 39-32 at halftime, Miami hit its first five shots of the second half and went on a 15-3 run to take the lead. UM stretched its lead to nine midway through the second half, a 21-point swing after trailing by as many as 12 points late in the first half.

Miami hit one field goal in the last eight minutes – Lonnie Walker's baseline jumper with 56 seconds remaining to tie the game at 68.

NOTING THE ACC GRIND

Miami played 12 conference games against teams currently ranked in the KenPom top-55. The Canes went 7-5 in those contests.

Miami is No. 35 in the latest KenPom ratings.

The Hurricanes have played Virginia Tech twice (31), Florida State twice (35), Virginia (1), Duke (3), North Carolina (7), Clemson (18), Notre Dame (28), Louisville (34), NC State (41) and Syracuse (51) in conference action.

NEW YORK CONNECTIONS

Head Coach Jim Larrañaga, associate head coach Chris Caputo and center Rodney Miller are returning to their home city of New York for the ACC Tournament.

Larrañaga grew up in the Park Chester neighborhood of The Bronx, playing on the courts "down the east." He played high school basketball at Archbishop Molloy, for legendary coach Jack Curran. Being from The Bronx, Larrañaga took the city bus to school every day, a trip of 90 minutes.

Caputo is from Elmhurst, N.Y., and also attended Archbishop Molloy, playing for Curran.

Miller is from Laurelton, N.Y., but played high school ball at Oak Hill Academy.

NEWTON MOVES UP IN MIAMI RECORD BOOKS

Senior Ja'Quan Newton is one of five players in Miami history with at least 1,100 points and 300 assists.

Newton eclipsed the 1,000-point plateau in his Miami career on Jan. 3 at Georgia Tech and now has scored 1,117 career points (31st in program history).

He is the 38th Hurricane and one of nine active ACC players to crack the 1,000-point barrier.

Newton owns the 10th-most assists in program history with 306 and is eighth in career games played with 125. He will move into seventh place with his next appearance.

Career Scoring at Miami

1. Rick Barry (1962-65).....	2,298

28. Constantin Popa (1991-95)	1,132
29. Rion Brown (2010-14).....	1,124
30. Sheldon McClellan (2014-16).....	1,120
31. Ja'Quan Newton (2014-present)	1,117

Career Assists at Miami

1. Vernon Jennings (1996-2000).....	520

9. Steven Edwards (1992-96)	312
10. Ja'Quan Newton (2014-present)	306

Miami Players with 1,100 Points/300 Assists

Durand Scott (2009-13).....	1,650/404
Steven Edwards (1992-96).....	1,393/312
John Salmons (1998-2002).....	1,287/429
Kevin Preston (1985-89).....	1,156/412
Ja'Quan Newton (2014-18).....	1,117/306

HEADING DOWN THE STRETCH ...

	Miami	UNC	SU	WF
RPI	25	6	40	148
KenPom	36	7	41	89
BPI	33	7	50	91
Sagarin	27	9	50	84
SOS	50	1	12	33
vs. Quadrant 1	5-5	11-7	3-7	0-11
vs. Quadrant 2	3-2	2-1	3-3	3-4
vs. Quadrant 3	7-1	5-1	8-2	3-3
vs. Quadrant 4	7-0	4-0	5-0	5-1

Quadrant Key (with RPI numbers):

Q1: H: 1-30, N: 1-50, A: 1-75

Q2: H: 31-75, N: 51-100, A: 76-135

Q3: H: 76-160, N: 101-200, A: 136-240

Q4: H: 161+, N: 201+, A: 241+

***NOTE: numbers as of NCAA's Monday report*

DJ FROM 3

DJ Vasiljevic has hit on 29 of his 60 3-point attempts over the last 11 games (.483) and has connected on at least one 3-pointer in each game in that stretch.

Vasiljevic was 2-for-2 on last Tuesday at UNC and 4-for-6 against Virginia Tech. He leads the team with 64 3-pointers this season and is fifth in the ACC in 3-point shooting at 40.8 percent.

Vasiljevic was 5-for-26 (.192) from 3-point range and averaged 2.9 ppg in the first seven ACC contests.

WALKER THRICE NAMED ACC ROOKIE OF WEEK

Lonnie Walker IV was named the ACC Co-Rookie of the Week for the second straight week on Feb. 5. It was Walker's third such honor (Dec. 11, Jan. 29), the second most of any player in program history (Durand Scott, four in 2009-10).

Only Marvin Bagley III (Duke) has claimed the distinction more this season (six times).

SHARE THE ROCK

Miami has a team goal of recording 16 assists in every game. The Canes are 7-1 this year when recording 16 or more assists. In all but one of its eight losses, UM had 12 or fewer assists.

The Hurricanes had 26 assists on 34 field goals on Jan. 24 at NC State. It marked Miami's most assists in any conference game since joining the ACC in 2004-05 (previous was 24 against Duke in 2016).

It also was the Hurricanes' most assists under Jim Larranaga and the program's most since recording 26 against Nova Southeastern on Nov. 16, 2009.

VALUE THE ROCK

Miami ranks third in the ACC and 30th nationally in fewest turnovers with 343 (11.4/game).

UM has committed 10 turnovers or fewer in six of its last 10 games and eight times in ACC play.

The Canes matched a season low with seven turnovers against Syracuse and had just 10 at UNC.

THE NUMBERS ON DEFENSE

Miami is ranked No. 40 nationally in adjusted defensive efficiency by KenPom.

The Hurricanes are fifth among ACC teams in 3-point field goal defense, limiting opponents to 33 percent shooting from long distance.

Miami's defensive numbers and rankings:

Category	Total	ACC Rank	NCAA Rank
Scoring Defense	67.6	5	54
Opp FG %	.431	11	126
Opp 3FG %	.33	5	72



QUICK FACTS

Location Coral Gables, Fla.
 Enrollment 17,021
 Founded 1925
 Nickname Hurricanes
 Colors Orange (PMS 1665), Green (3435) and White
 President Dr. Julio Frenk
 Director of Athletics Blake James
 Conference Atlantic Coast
 Arena/Capacity Watsco Center/7,972
 Press Row 305-284-2111

COACHING STAFF

Head Coach Jim Larrañaga (Providence, '71)
 Record at Miami 161-77 (7th season)
 Career Record 631-411 (34th season)
 Assoc. Head Coach.. Chris Caputo (Westfield [Mass.] State, '02)
 Assistant Coach Jamal Brunt (Randolph Macon, '03)
 Assistant Coach Adam Fisher (Penn State, '06, '09)
 Dir of Basketball Ops.. Lamont Franklin (UNC Wilmington, '97)
 Associate Director of Ops Jeff Dyer (Delaware, '14)
 Player Development Asst..... Chaisson Allen (Northeastern, '11)
 Strength & Conditioning Coach Steve Felde (Concordia, '03)
 Assistant Athletic Trainer Javier Jimenez (Temple, '06)

PROGRAM HISTORY

First Year of Basketball 1926
 All-Time Record 1,032-747 (.579)
 Under Jim Larrañaga 161-77 (.676; 7 years)
 All-Time ACC Record 118-118 (.500)
 Under Jim Larrañaga 75-49 (.605)
 ACC Regular-Season Championships 1 (2013)
 ACC Tournament Championships 1 (2013)
 NCAA Tournament Appearances 9
 1960, 1998, 1999, 2000, 2002, 2008, 2013, 2016, 2017
 All-Time Record in NCAA Tournament 8-9
 Last NCAA Postseason Finish 2017 First Round
 NIT Appearances 12
 1961, '63, '64, '95, '97, 2001, '05, '06, '09, '11, '12, '15
 All-Time Record in NIT 11-12
 Last NIT Finish 2015 Runner-Up

CANES IN PRO BASKETBALL/FOOTBALL

Years at Miami in parentheses

NBA

Shane Larkin (2011-13) Boston Celtics
 Trey McKinney Jones (2011-13) Indiana Pacers
 Davon Reed (2013-17) Phoenix Suns

NFL

Jimmy Graham (2005-09) Seattle Seahawks
 Erik Swoope (2010-14) Indianapolis Colts

G-League

DeQuan Jones (2008-12) Fort Wayne Mad Ants
 Kamari Murphy (2015-17) Long Island Nets
 Durand Scott (2009-13) Memphis Hustle

International

Garrius Adams (2009-14) Bashkimi (Kosovo)
 Rion Brown (2010-14) Dijon (France)
 Ivan Cruz Uceda (2014-16) Real Betis Energia Plus (Spain)
 Guillermo Diaz (2003-06) San Lorenzo de Almagra (Argentina)
 Julian Gamble (2008-13) Telekom Baskets Bonn (Germany)
 Malcolm Grant (2009-12) Nevėžis Kėdainiai (Lithuania)
 Tonye Jekiri (2012-16) Oostende (Belgium)
 Reggie Johnson (2009-13) Mono Vampire Bangkok (Thailand)
 Kenny Kadji (2011-13) Tofaş (Turkey)
 Angel Rodriguez (2014-16) Maccabi Haifa (Israel)

YOUTH MOVEMENT

Miami features a young group this season. Seven of the Hurricanes' 10 active scholarship players are underclassmen.

Ja'Quan Newton is the lone scholarship senior. In ACC play, Miami had six underclassmen averaging at least 15 minutes per game, including freshmen Lonnie Walker (31.6), Chris Lykes (24.5) and Sam Waardenburg (16.7).

Walker (13.6 ppg) and Lykes (11.9) join sophomore Bruce Brown (11.8) as Miami's leading scorers in conference action.

WALKER'S UL/FSU OUTINGS AMONG BEST AT UM

Two of Lonnie Walker's ACC scoring performances rank among the best ever by a UM rookie in ACC play. His 25-point outing against Louisville and 23-point game against FSU mark two of the top six scoring games by a Miami rookie in 14 seasons of conference play in the ACC (since 2004-05 season).

Top scoring performances by Miami freshmen in ACC games:

Pts	Player/Opponent	Date
30	Bruce Brown Jr. vs. UNC	1/28/17
29	Durand Scott at UNC	3/2/10
25	Lonnie Walker IV vs. Louisville	1/24/18
25	Bruce Brown Jr. vs. Duke	2/25/17
24	Dwayne Collins at BC	1/16/07
23	Lonnie Walker IV at FSU	1/27/18

HOLDING OPPONENTS UNDER 60

Miami has held 11 of its opponents to fewer than 60 points.

UM is 79-9 in seven seasons under Jim Larrañaga, including 10-1 this year, when limiting its opponent to fewer than 60 points.

Miami limited four straight opponents to fewer than 60 points to open the season. That marked the second time that has happened in the Jim Larrañaga era.

The other was a six-game stretch from Dec. 25, 2012 to Jan. 16, 2013.

3-POINT BONANZA

Miami hit a school-record 17 3-pointers on Jan. 27 at Florida State, topping the previous mark of 15, which was set four times previously.

The Canes' 17 3-point field goals are the most in an ACC game since Wake Forest made 18 against Clemson on Feb. 13, 2002.

Miami attempted 34 3-pointers, two shy of the program record.

DJ Vasiljevic matched a career high with six 3-pointers, while Anthony Lawrence and Lonnie Walker each nailed four.

SELLING OUT THE WATSCO CENTER

Miami sold out its season ticket allotment for all home games at the Watsco Center for the third straight year.

Fans have bought over 5,500 season tickets for each of the last three years, more than doubling the total number of season tickets sold in Jim Larrañaga's first season in Coral Gables.

Season Tickets Per Year (Under Larrañaga)

2017-18: 5,986	2016-17: 5,965	2015-16: 5,500
2014-15: 3,427	2013-14: 3,674	2012-13: 2,372
2011-12: 2,251		

MIAMI-NORTH CAROLINA SERIES

North Carolina leads the all-time series with Miami, 21-8, although the Hurricanes have won six of the last nine meetings.

Since Jim Larrañaga arrived at UM, the Canes are 6-5 against UNC, including three wins in Chapel Hill.

UNC ousted Miami from the 2017 ACC Tournament, winning 78-53 in the quarterfinals.

Larrañaga is 7-6 in his career against UNC and is one of just.

MIAMI-SYRACUSE SERIES

Miami is 8-18 all-time against Syracuse, including 3-4 since the Orange joined the ACC for the 2013-14 season.

Three of the six games as ACC rivals have been decided by five points or fewer.

The teams met last year in the second round of the ACC tournament in Brooklyn, with Miami claiming a 62-57 victory.

Jim Larrañaga is 3-5 against Syracuse, including 3-4 during his tenure at Miami.

The teams were rivals in the Big East from 1992-2004, with Syracuse owning a 13-5 series edge in that span.

MIAMI-WAKE FOREST SERIES

Wake Forest holds an 11-9 edge in the all-time series with Miami, but the programs are tied 9-9 since UM entered the ACC for the 2004-05 season.

In the last seven meetings, the teams have alternated wins, including Miami's 87-81 win earlier this season in Coral Gables.

Jim Larrañaga is 4-4 in his career against Wake Forest, including 4-3 while at Miami.

THE WATSCO ADVANTAGE

Miami has defended its home turf well in recent years, winning 38 of its last 43 games at the Watsco Center. The Hurricanes are 88-25 (.779) at home under Jim Larrañaga and finished 11-3 at home this season.

In 16 years at the Watsco Center (formerly BankUnited Center), Miami is 183-69 (.726).

In seven seasons under Larrañaga, Miami is 44-18 in ACC action at home and 44-7 in non-conference play. In both 2012-13 and 2015-16, the Canes had just one loss at Watsco Center.

Miami also owns 16 straight home non-conference wins, dating to a 78-77 loss to Northeastern on Nov. 27, 2015.

Miami at Watsco Center Under Jim Larrañaga

Year	Overall	N-C	ACC
2011-12	14-4	8-2	6-2
2012-13	14-1	6-0	8-1
2013-14	8-8	5-2	3-6
2014-15	12-6	7-2	5-4
2015-16	15-1	6-1	9-0
2016-17	14-2	7-0	7-2
2017-18	11-3	5-0	6-3
Totals	88-25	44-7	44-18



IN THE POLLS (FEB. 26)

ASSOCIATED PRESS

Rk	Team	Record	Points
1	<i>Virginia (48)</i>	26-2	1,608
2	Michigan State (17)	28-3	1,571
3	Xavier	25-4	1,422
4	Villanova	25-4	1,416
5	<i>Duke</i>	24-5	1,362
6	Kansas	23-6	1,272
7	Gonzaga	27-4	1,231
8	Purdue	26-5	1,178
9	<i>North Carolina</i>	22-7	1,140
10	Cincinnati	25-4	1,013
11	Wichita State	23-5	945
12	Texas Tech	22-7	887
13	Ohio State	24-7	791
14	Auburn	24-5	781
15	Michigan	24-7	753
16	Tennessee	21-7	564
17	Rhode Island	23-4	558
18	<i>Clemson</i>	21-7	499
19	Arizona	22-7	450
20	West Virginia	21-8	429
21	Nevada	25-5	386
22	Saint Mary's	27-4	318
23	Kentucky	20-9	174
24	<i>Middle Tennessee</i>	23-5	144
25	Houston	22-6	45

Others receiving votes: TCU 41, Butler 34, St. Bonaventure 29, NC State 28, Creighton 26, Loyola-Chicago 8, USC 7, Florida State 4, Seton Hall 3, Arkansas 3, Virginia Tech 2, Florida 1, Boise State 1, Oklahoma 1

USA TODAY COACHES

Rk	Team	Record	Points
1	<i>Virginia (17)</i>	26-2	785
2	Michigan State (15)	28-3	781
3	<i>Duke</i>	24-5	690
4	Xavier	25-4	683
5	Villanova	25-4	670
6	Kansas	23-6	644
7	Gonzaga	27-4	593
8	Purdue	26-5	587
9	<i>North Carolina</i>	22-7	550
10	Cincinnati	25-4	492
11	Wichita State	23-5	436
12	Texas Tech	22-7	421
13	Michigan	24-7	384
14	Ohio State	24-7	378
15	Auburn	24-5	316
16	Rhode Island	23-4	301
17	Tennessee	21-7	290
18	<i>Clemson</i>	21-7	248
19	West Virginia	21-8	223
20	Saint Mary's	27-4	195
21	Nevada	25-5	170
22	Arizona	22-7	166
23	<i>Middle Tennessee</i>	23-5	81
24	Creighton	20-9	66
25	Kentucky	20-9	60

Others receiving votes: Houston 51, Arizona State 22, TCU 17, Butler 14, Virginia Tech 12, Florida 10, NC State 10, Nebraska 8, New Mexico State 7, Florida State 7, Loyola-Chicago 7, Miami 6, St. Bonaventure 6, Oklahoma 4, Louisiana 3, Texas A&M 2, Seton Hall 2, Arkansas 2

2017-18 Miami opponents listed in *italics*

BROWN JOINS ELITE TRIPLE-DOUBLE COMPANY

Bruce Brown Jr. started off his sophomore season with a great all-around performance against Gardner-Webb, recording his second career triple-double, the third in school history and the 31st in ACC history.

Brown became just the sixth player in the league's storied history to earn a pair of triple-doubles.

He reached the status at the 5:36 mark of the second half with a field goal for his ninth and 10th points.

As part of the opener, Brown matched his career high in assists and fell one shy of his high in rebounds.

Players with Two Triple-Doubles in ACC History

Tree Rollins, Clemson (1977, 1979)
Ralph Sampson, Virginia (1979)
Derrick Lewis, Maryland (1987)
Sharone Wright, Clemson (1992, 1993)
Dennis Smith Jr., NC State (2017)

Bruce Brown Jr., Miami (2016, 2017)

Triple-Doubles in Program History

1. Anthony King vs. Florida Atlantic, 11/29/04
11 points, 10 rebounds, 13 blocks
2. **Bruce Brown Jr.** vs. South Carolina State, 12/6/15
11 points, 11 rebounds, 10 assists
3. **Bruce Brown Jr.** vs. Gardner-Webb, 11/10/17
10 points, 11 rebounds, 10 assists

BEST START IN 10 YEARS

With a 10-0 start to the season, Miami earned its best start to a season since the 2007-08 team opened with 12 straight wins.

It was the best start in the Jim Larrañaga tenure, topping an 8-0 start in 2014-15, and the third best in program history.

This is the fourth straight year the Hurricanes have started at least 4-0 and the fifth time in seven years under Larrañaga.

MIAMI ALUM MCKINNEY-JONES JOINS PACERS

Former Miami standout guard Trey McKinney Jones signed a 10-day contract with the Indiana Pacers last Wednesday. This marks McKinney Jones' first time on an active NBA roster.

McKinney Jones is the fourth former Hurricane player to spend time on an NBA roster this season, joining Shane Larkin (Celtics), Sheldon Mac (Washington Wizards) and Davon Reed (Phoenix Suns).

Reed made his NBA debut with the Phoenix Suns on Jan. 14 against the Indiana Pacers.

McKinney Jones played at Miami from 2011-13 and was a captain on Miami's 2013 ACC Championship team, playing in all 36 games as the Hurricanes reached the Sweet 16. He finished sixth in career 3-point percentage at Miami, hitting on 38.5 percent of his attempts.

CANES WELCOME STRONG CLASS OF ROOKIES

Miami added three high-touted newcomers this year in Deng Gak, Chris Lykes and Lonnie Walker IV. Each was an ESPN Top 100 recruit last season.

A 2017 McDonald's All-American and consensus top-20 recruit, Walker IV was among 20 players named to the preseason watch list for the 2018 Jerry West Shooting Guard of the Year Award.

Walker was tabbed the "most exciting freshman in America" by ESPN.com's Myron Medcalf prior to the season.

Lykes was ESPN's No. 45 recruit, while Gak was rated No. 91. Gak is redshirting this season.

ACC OPERATION BASKETBALL

2017-18 PRESEASON POLL (First-place votes in parentheses)

Team & Points

1. Duke (57) - 1020
2. North Carolina (7) - 921
3. Notre Dame (4) - 852
4. **Miami (1) - 809**
5. Louisville - 733
6. Virginia - 690
7. Virginia Tech - 549
8. Florida State - 519
9. Georgia Tech - 468
10. Syracuse - 420
11. Wake Forest - 378
12. NC State - 310
13. Clemson - 289
14. Boston College - 181
15. Pittsburgh - 141

2017-18 Preseason All-ACC Team (votes in parentheses)

First Team

Bonzie Colson, Notre Dame (64)
Grayson Allen, Duke (60)
Joel Berry II, North Carolina (58)
Marvin Bagley III, Duke (26)
Ben Lammers, Georgia Tech (25)

Second Team

Bruce Brown Jr., Miami (22)
Quentin Snider, Louisville (12)
Deng Adel, Louisville (12)
Josh Okogie, Georgia Tech (11)
Jerome Robinson, Boston College (11)

ACC Preseason Player of the Year

Bonzie Colson, Notre Dame (49)
Grayson Allen, Duke (9)
Joel Berry II, North Carolina (9)
Bruce Brown Jr., Miami (1)
Jerome Robinson, Boston College (1)

ACC Preseason Rookie of the Year

Marvin Bagley III, Duke (58)
Lonnie Walker IV, Miami (3)
Lavar Batts Jr., NC State (2)
M.J. Walker, Florida State (2)
Jalek Felton, North Carolina (1)
Aamir Simms, Clemson (1)
Oshae Brissett, Syracuse (1)
De'Andre Hunter, Virginia (1)

MIAMI IN THE POLLS

Date	AP	USA Today	RPI	KenPom
Pre	13	12	-	-
Nov. 13	11	12	-	-
Nov. 20	11	11	-	-
Nov. 27	10	13	-	-
Dec. 4	10	11	46	14
Dec. 11	6	8	51	15
Dec. 18	6	7	39	14
Dec. 25	15	16	30	17
Jan. 1	15	17	22	18
Jan. 8	17	19	22	26
Jan. 15	25	23	20	30
Jan. 22	RV	24	19	28
Jan. 29	RV	RV	17	29
Feb. 5	25	25	19	28
Feb. 12	RV	RV	25	36
Feb. 19	NR	RV	37	44
Feb. 26	NR	RV	31	41



2017-18 ROSTER HAS SIX TOP-100 RECRUITS

Miami signed three ESPN Top 100 recruits for the class of 2017, including No. 18 Lonnie Walker from Reading, Pa., No. 46 Chris Lykes from Mitchellville, Md., and No. 92 Deng Gak from Blairstown, N.J.

The trio joins former ESPN Top 100 Hurricanes Bruce Brown (No. 26 in 2016), Dewan Huell (No. 28 in 2016) and Ja'Quan Newton (No. 58 in 2014) in the fall of 2017. In just seven seasons at The U, Larrañaga has recruited six of Miami's 11 ESPN Top 100 players since 2007.

ESPN Top 100 Players on 2017-18 Roster

18 Lonnie Walker - 2017	26 Bruce Brown - 2016
46 Chris Lykes - 2017	28 Dewan Huell - 2016
92 Deng Gak - 2017	58 Ja'Quan Newton - 2014

Miami's ESPN Top 100 Players Since 2007

18 Lonnie Walker - 2017	53 Edwin Rios - 2007
26 Bruce Brown - 2016	58 Ja'Quan Newton - 2014
28 Dewan Huell - 2016	83 Garriss Adams - 2009
28 DeQuan Jones - 2008	88 Donnivan Kirk - 2009
43 Durand Scott - 2009	92 Deng Gak - 2017
46 Chris Lykes - 2017	

Recruits under Larrañaga are in *italics*

BEST PRESEASON RANKING IN PROGRAM HISTORY

Ranked in the preseason polls for the first time since 2008-09, Miami was No. 13 in the preseason Associated Press poll. It marked the highest preseason AP ranking in program history. Miami also was No. 12 in the USA Today Coaches poll.

It is the third time Miami is among the top 25 teams to start the season. The Canes were ranked No. 25 prior to the 1999-2000 campaign and No. 17 heading into the 2008-09 season.

Miami reached as high as No. 6 in the national rankings in December this season.

MIAMI EARNS HIGH GSR NUMBERS

Miami's men's basketball team posted an exemplary Graduation Success Rate (GSR), in the latest numbers released on Nov. 8 by the NCAA. Miami recorded a 92 percent GSR, which is based on the four entering classes from 2007-08 through 2010-11.

In addition, the UM football (83 percent), women's basketball (92 percent) and baseball (83 percent) programs all posted GSR totals above the NCAA average.

The NCAA Graduation Success Rate (GSR) was developed in response to college and university presidents suggesting that graduation data more accurately reflect the mobility among college students today. The GSR measures graduation rates at Division I institutions and includes students transferring into the institutions. The GSR also allows institutions to subtract student-athletes who leave their institutions prior to graduation as long as they would have been academically eligible to compete had they remained.

BROWN, WALKER EARN PLAUDITS FROM ESPN.COM

In October, ESPN.com listed Bruce Brown as the best college shooting guard draft prospect for the 2018 NBA Draft. Lonnie Walker was tabbed second best.

They were the lone teammates on the 10-man list. Brown and Walker were listed 12th and 13th, respectively on ESPN's top 100 draft prospects for 2018, as Miami was one of 13 college teams to have multiple players on the list.

VASILJEVIC BUILDS ON BIG SUMMER OVERSEAS

Sophomore G DJ Vasiljevic had a strong summer playing internationally with Australia's Emerging Boomers at the World University Games in Taipei.

The Melbourne native averaged 21.5 points a game on 45.3 percent shooting from the field in eight games in the tournament.

Vasiljevic scored 20-plus points and led the team in scoring in five of the eight games as the Emerging Boomers finished ninth in the field.

He closed out play with a 28-point performance in a 101-96 win over Canada.

COACHING COORDINATORS

Miami's assistant coaching staff is set up in a coordinator system. Jamal Brunt serves as the offensive coordinator, while Chris Caputo handles the defense. Adam Fisher manages the scout for every opponent.

MILES WILSON JOINS MIAMI PROGRAM

Jim Larrañaga added Miles Wilson to the Hurricanes' incoming class of 2017. A 6-foot-5-inch transfer from Mount St. Mary's, Wilson will sit out the 2017-18 season because of NCAA transfer rules, then have three years of eligibility with the Hurricanes.

Wilson averaged 11.8 points per game and 3.9 rebounds in 28.9 minutes per game and was named to the Northeast Conference All-Rookie Team.

In the NCAA Tournament's First Four, Wilson scored 17 points and grabbed 11 rebounds in a 67-66 win over New Orleans before recording a game-high 22 points with seven rebounds against top-seeded Villanova.

SUCCESS FOR BOTH MIAMI BASKETBALL TEAMS

The Miami men's and women's basketball teams both landed in the NCAA Tournament for the second straight season in 2017, the first time both Miami basketball teams played in The Dance in consecutive years.

Miami was one of seven schools, four of which are in the ACC, with both its men's and women's basketball teams ranked in the preseason USA TODAY Coaches Poll. The others on the list were Baylor, Duke, Louisville, Notre Dame, UCLA and West Virginia.

LARRAÑAGA 12TH IN WINS AMONG ACTIVE DIVISION I NCAA COACHES

Entering the 2017-18 season, Jim Larrañaga ranks 12th in career wins among active Division I coaches with 609. Of those 12, five are in the Naismith Memorial Basketball Hall of Fame, including four from the Atlantic Coast Conference.

Now in his 34th season as a head coach, Larrañaga ranks 47th in all-time NCAA victories.

In his career, Larrañaga won 27 games at American International, 170 at Bowling Green, 273 at George Mason and 139 at Miami. He is one of 15 coaches all-time with 100 or more wins at three D-I schools, four of whom are actively coaching.

WINNINGEST ACTIVE COACHES

(*minimum five years as Division I head coach*)

Rank	Coach	Wins*
1.	Mike Krzyzewski, Duke	1,071
2.	Jim Boeheim, Syracuse	903
3.	Bob Huggins, West Virginia	819
4.	Roy Williams, North Carolina	816
5.	Rick Byrd, Belmont	754
6.	Cliff Ellis, Coastal Carolina	733
7.	John Beilein, Michigan.....	691
8.	Larry Hunter, Western Carolina.....	689
9.	John Calipari, Kentucky	652
10.	Rick Barnes, Tennessee	635
11.	Bill Self, Kansas	623
12.	Jim Larrañaga, Miami	609
13.	Lon Kruger, Oklahoma	601
14.	Dana Altman, Oregon	597

*Totals listed are at end of 2016-17 regular season

MIAMI'S RECORD WHEN ...

Record	2017-18		Larrañaga	
	All	ACC	At UM	ACC
All games	22-8	11-7	161-77	75-49
Home	11-3	6-3	87-25	44-18
Away	8-4	5-4	48-36	31-31
Neutral	3-1	-	26-16	-
November	6-0	-	35-9	-
December	6-1	1-0	33-10	2-1
January	4-4	4-4	30-22	28-22
February	5-3	5-3	38-21	38-21
March	1-0	1-0	25-14	8-5
April	-	-	-	0-1
vs. Top-10 opponents	1-2	1-2	8-15	7-12
vs. Top-25 (includes Top-10)	3-3	2-3	19-34	13-25
vs. RV opponents (either poll)	3-1	3-1	14-5	7-2
vs. Teams over .500 on game day	14-7	9-6	103-69	56-43
vs. Teams under .500 on game day	5-1	2-1	36-7	15-6
vs. Teams at .500 on game day	3-0	-	18-1	4-0
While UM in Top 25	16-6	5-5	58-23	29-17
While UM is RV (only)	6-2	6-2	45-15	20-9
Leading at halftime	15-1	8-1	121-17	53-14
Trailing at halftime	3-5	3-4	31-55	18-31
Tied at halftime	4-2	0-2	9-5	3-4
In overtime games	1-1	1-1	8-8	5-4
Single overtime	1-0	1-0	5-6	3-2
Double overtime	0-0	-	3-1	2-1
Leading w/2:00 left in regulation	19-1	8-1	147-9	67-5
Trailing w/2:00 left in regulation	2-7	2-6	11-65	6-43
Tied w/2:00 left in regulation	1-0	1-0	3-1	1-1
UM shoots 50% or better from field	14-1	5-1	66-6	24-3
UM shoots 40-49% from field	6-1	5-1	77-25	42-21
UM shoots under 40% from field	2-6	1-5	19-46	9-25
Opp. shoots 50% or better from field	5-3	4-3	14-27	9-17
Opp. shoots 40-49% from field	9-3	6-3	69-32	37-20
Opp. shoots under 40% from field	8-2	1-1	80-17	30-11
UM shoots 70% or better from line	9-4	7-3	98-39	46-24
UM shoots less than 70% from line	13-3	4-3	63-37	38-23
UM makes more 3-point FGs	15-4	7-4	87-32	41-26
UM makes fewer 3-point FGs	4-3	2-2	47-32	24-19
3-point FGs are even	3-1	2-1	18-6	10-4
4+ Canes in double figures	12-3	7-3	81-16	35-12
3 Canes in double figures	8-2	4-1	60-28	32-13
2 or fewer Canes in double figures	2-3	0-3	20-33	8-24
Outrebounding opponent	13-2	5-2	105-26	42-18
Opp. outrebounds UM	9-5	6-4	49-50	30-30
Tied in rebounds	0-1	0-1	6-1	3-1
UM records 10 or more steals	0-2	0-2	21-6	7-3
UM records 15 or more assists	11-1	4-1	53-5	24-4
UM commits fewer than 15 turnovers	19-6	9-5	137-62	64-41
UM commits 15 or more turnovers	3-2	2-2	22-9	9-8
UM commits fewer turnovers than opp.	15-3	7-3	88-29	42-17
UM commits more turnovers than opp.	6-3	3-2	55-33	24-22
Tied in turnovers	1-2	0-2	15-14	9-10
UM scores 59 points or fewer	2-4	0-3	13-38	7-24
UM scores 60-69 points	4-1	3-1	42-24	23-12
UM scores 70-79 points	5-2	3-2	62-13	28-11
UM scores 80-89 points	9-0	4-0	31-1	12-1
UM scores 90-99 points	2-1	1-1	12-1	4-1
UM scores 100 or more points	0-0	-	1-0	0-0
Playing during morning (11 a.m.)	-	-	1-1	-
Playing during afternoon	8-4	5-4	52-28	31-21
Playing in evening (5 p.m. or later)	14-4	6-3	106-47	44-28
Games decided by 3 points or fewer	6-1	5-1	22-14	14-10
Games decided by 4-10 points	6-7	4-6	50-33	28-25
Games decided by 11-19 points	5-0	2-0	53-21	22-9
Games decided by 20+ points	5-0	-	36-8	11-4



LARRAÑAGA AND CAPUTO IN 16TH YEAR TOGETHER

Head coach Jim Larrañaga and associate head coach Chris Caputo are beginning their 16th season together, dating back to their time at George Mason.

Caputo started on Larrañaga's staff as the video coordinator for the 2002-03 season, and along the way, the native of Elmhurst, N.Y., was an assistant coach and is now the associate head coach for the Hurricanes. Caputo helped the 2006 GMU team to the NCAA Final Four and has made five total NCAA Tournament appearances with Larrañaga.

Both Caputo and Larrañaga attended Archbishop Molloy (N.Y.) High School and played for legendary head coach Jack Curran.

INDIVIDUAL HIGHS/LOWS

MIAMI INDIVIDUAL GAME HIGHS

Points	26, Lonnie Walker vs Boston U. (12/05/17)
Field Goals Made	10, Dewan Huell at Minnesota (11/29/17)
Field Goal Att.	18, Lonnie Walker vs. Louisville (1/24/18)
3-Point FG Made	6, DJ Vasiljevic at Florida State (1/27/18)
3-Point FG Att.	10, Chris Lykes vs. Syracuse (2/17/18)
	10, DJ Vasiljevic, 3x, last at Boston Coll. (2/10/18)
Free Throws Made	12, Bruce Brown Jr. vs. Florida State (1/7/18)
Free Throw Att.	14, Bruce Brown Jr. vs. Florida State (1/7/18)
Rebounds	13, Anthony Lawrence at Virginia Tech (2/3/18)
	13, Dewan Huell vs. Duke (1/15/18)
Assists	10, Bruce Brown vs Gardner-Webb (11/10/17)
Steals	5, Anthony Lawrence vs. Duke (1/15/18)
Blocked Shots	4, Bruce Brown at Georgia Tech (1/3/18)
Turnovers	5, 3x, last Ja'Quan Newton vs. Va. Tech (3/3/18)
Minutes	41, Lonnie Walker at Florida State (1/27/18)

OPPONENT INDIVIDUAL GAME HIGHS

Points	31, Joel Berry, North Carolina (2/27/18)
Field Goals Made	12, Jerome Robinson, BC (2/14/18)
	12, Omer Yurtseven, NC State (1/21/18)
Field Goal Att.	23, Josh Okogie, Georgia Tech (1/3/18)
3-Point FG Made	6, Gary Trent Jr., Duke (1/15/18)
3-Point FG Att.	11, Jared Wilson-Frame & Parker Stewart, Pitt (1/31/18)
Free Throws Made	9, Josh Okogie, Georgia Tech (1/3/18)
Free Throw Att.	12, Josh Okogie, Georgia Tech (1/3/18)
Rebounds	16, B.J. Johnson, La Salle (11/22/17)
Assists	14, Markell Johnson, NC State (1/21/18)
Steals	5, Grayson Allen, Duke (1/15/18)
	5, Braian Angola, Florida State (1/7/18)
Blocked Shots	7, Reggie Lynch, Minnesota (11/29/17)
Turnovers	7, Jose Alvarado, Georgia Tech (1/3/18)
	7, Ivan Gandia-Rosa, North Florida (11/25/17)

2017-18 STARTERS BY GAME

Opp.	Guard	Guard	Guard	Guard	Center
GWebb	Newton	Brown	Vasiljevic	Lawrence	Huell
Navy	Newton	Brown	Vasiljevic	Lawrence	Huell
FAMU	Newton	Brown	Vasiljevic	Lawrence	Huell
La Salle	Newton	Brown	Vasiljevic	Lawrence	Huell
UNF	Newton	Brown	Vasiljevic	Lawrence	Huell
MINN	Newton	Brown	Vasiljevic	Lawrence	Huell
PRIN	Newton	Brown	Vasiljevic	Lawrence	Huell
BU	Newton	Walker	Vasiljevic	Lawrence	Huell (1; 1-0)
at GW	Newton	Brown	Vasiljevic	Lawrence	Huell
at Hawaii	Newton	Brown	Vasiljevic	Lawrence	Huell
vs NMSU	Newton	Brown	Vasiljevic	Lawrence	Huell
vs MTSU	Newton	Brown	Vasiljevic	Lawrence	Huell
at Pitt	Newton	Brown	Vasiljevic	Lawrence	Huell
at GT	Newton	Brown	Vasiljevic	Lawrence	Huell (13; 11-2)
vs FSU	Newton	Brown	Walker	Lawrence	Huell
at CLEM	Newton	Brown	Walker	Lawrence	Huell
Duke	Newton	Brown	Walker	Lawrence	Huell
at NCSU	Newton	Brown	Lykes	Lawrence	Huell (1; 1-0)
L'VILLE	Newton	Brown	Walker	Lawrence	Huell
at FSU	Newton	Brown	Walker	Lawrence	Huell (5; 2-3)
PITT	Lykes	Vasiljevic	Walker	Lawrence	Huell
at VT	Lykes	Vasiljevic	Walker	Lawrence	Huell
WAKE	Lykes	Vasiljevic	Walker	Lawrence	Huell
at BC	Lykes	Vasiljevic	Walker	Lawrence	Huell
UVA	Lykes	Vasiljevic	Walker	Lawrence	Huell
SYR	Lykes	Vasiljevic	Walker	Lawrence	Huell (6; 3-3)
at ND	Newton	Walker	Lawrence	Huell	Izundu
BC	Newton	Walker	Lawrence	Huell	Izundu (2; 2-0)
at UNC	Lykes	Newton	Walker	Lawrence	Huell (1; 1-0)
VT	Newton	Robinson	Walker	Stowell	Huell (1; 1-0)

MIAMI'S LARGEST IN 2017-18

Lead.....	37, vs. Gardner-Webb, 11/10
Deficit	15 (2H), Virginia, 2/13
	13 (1H), vs. Middle Tennessee, 12/25
Halftime Lead	24, vs. Florida A&M, 11/16
Halftime Deficit	11, Virginia, 2/13
Margin of Victory	34, vs. Navy, 11/12
Margin of Defeat	10, at Georgia Tech, 1/3
Deficit in Win	14 (2H), vs. Boston College, 2/24
Halftime Deficit in Win	7, Virginia Tech, 3/3
Lead in Loss	13, vs. Duke (2H), 1/15
Halftime Lead in Loss	1, at Boston College, 2/10
Most Points in First Half	46, vs. Florida A&M, 11/16
Fewest Points in First Half	16, Virginia, 2/13
Opponent Most Points in 1st Half.....	44, at Florida State, 1/27
Opponent Fewest Points in 1st Half	15, at GW, 12/16
Most Points in 2nd Half	52, Wake Forest, 2/7
Fewest Points in 2nd Half	26, at Boston College, 2/10
	26, at Georgia Tech, 1/3
Opponent Most Points in 2nd Half	52, at N. Carolina, 2/27
	52, vs. Middle Tenn., 12/25
Opponent Fewest Points in 2nd Half	22, Gardner-Webb, 11/10

HIGHS/LOWS

Miami - GAME HIGHS

Points	94	at Florida State (1/27)
Field Goals Made	35	at Minnesota (11/29)
	35	Navy (11/12)
	78	Duke (1/15)
Field Goal Att.	78	
Field Goal Pct.	.600 (30-50)	vs Middle Tennessee (12/25)
3 Pt FG Made	17*	at Florida State (1/27)
3 Pt FG Att.	34	at Florida State (1/27)
3 Pt FG Pct.	.560 (14-25)	vs Princeton (12/2)
Free Throws Made	26	Wake Forest (2/7)
Free Throw Att.	37	Wake Forest (2/7)
Free Throw Pct.	.923 (12-13)	at North Carolina (2/27)
Rebounds	49	Louisville (1/24)
Assists	26	at NC State (1/21)
Steals	13	Duke (1/15)
Blocks	8	at Pitt (12/30/17)
Turnovers	18	at Georgia Tech (1/3)
Fouls	25	at Florida State (1/27)

Opponent - GAME HIGHS

Points	103	at Florida State (1/27)
Field Goals Made	33	at Florida State (1/27)
Field Goal Att.	65	Wake Forest (2/7)
	65	Louisville (1/24)
	65	Boston U. (12/5)
Field Goal Pct.	.600 (33-55)	at Florida State (1/27)
3 Pt FG Made	13	at North Carolina (2/27)
3 Pt FG Att.	32	vs Princeton (12/2)
3 Pt FG Pct.	.571 (12-21)	at Clemson (1/13)
Free Throws Made	28	at Florida State (1/27)
Free Throw Att.	39	at Florida State (1/27)
Free Throw Pct.	1.000 (6-6)	Florida A&M (11/16)
Rebounds	44	Florida State (1/7)
	44	at GW (12/16)
Assists	22	at NC State (1/21)
Steals	13	at Georgia Tech (1/3)
Blocks	12	at Minnesota (11/29)
Turnovers	20	North Florida (11/25)
Fouls	26	Wake Forest (2/7)
	26	vs Middle Tennessee (12/25)

Miami - GAME LOWS

Points	50	Virginia (2/13)
FG Made	18	Virginia (2/13)
	18	vs New Mexico State (12/23)
FG Att.	47	Virginia (2/13)
FG Pct.	.339 (20-59)	Syracuse (2/17)
3 Pt FG Made	2	vs New Mexico State (12/23)
3 Pt FG Att.	13	at Hawai'i (12/23)
3 Pt FG Pct.	.111 (2-18)	vs New Mexico State (12/23)
Free Throws Made	4	at GW (12/16)
Free Throw Att.	8	at GW (12/16)
Free Throw Pct.	.429 (6-14)	at Notre Dame (2/19)
Rebounds	24	Virginia (2/13)
	24	at NC State (1/21)
Assists	4	vs New Mexico State (12/23)
Steals	1	vs New Mexico State (12/23)
Blocks	1	Pitt (1/31)
	1	North Florida (11/25)
Turnovers	7	Syracuse (2/17)
	7	at Florida State (1/27)
Fouls	11	Pitt (1/31)

Opponent - GAME LOWS

Points	45	Gardner-Webb (11/10)
FG Made	15	vs La Salle (11/22)
FG Att.	47	at Pitt (12/30)
FG Pct.	.288 (15-52)	vs La Salle (11/22)
3 Pt FG Made	0	vs La Salle (11/22)
3 Pt FG Att.	15	vs Middle Tennessee (12/25)
	15	vs La Salle (11/22)
3 Pt FG Pct.	.000 (0-15)	vs La Salle (11/22)
Free Throws Made	1	Gardner-Webb (11/10)
Free Throw Att.	3	Pitt (1/31)
Free Throw Pct.	.167 (1-6)	Gardner-Webb (11/10)
Rebounds	23	at Pitt (12/30)
Assists	3	vs La Salle (11/22)
Steals	2	vs Middle Tennessee (12/25)
Blocks	0	4 times, last vs MTSU (12/25)
Turnovers	7	at Florida State (1/27)
Fouls	12	at NC State (1/21)
	12	at GW (12/16)

*denotes school record



ACC TOURNAMENT RECORDS

Won-Loss Record: 14-12

Titles: 1 (2013)

Quarterfinal Appearances: 11, 3-8

Semifinal Appearances: 3, 1-2

Championship Game Appearances: 1, 1-0

Tournament MVP Selections: 1

All-Tournament Team Selections: 7

First Team: 3 **Second Team:** 4

MIAMI COACHES IN ACC TOURNAMENT

Jim Larrañaga (2012-Present): 8-5 (.615)

Frank Haith (2005-2011) 6-7: (.462)

2004-05: MCI CENTER (WASHINGTON, D.C.)

First Round: No. 11 Virginia def. No. 6 Miami, 66-65

2005-06: GREENSBORO COLISEUM (N.C.)

First Round: No. 8 Miami def. No. 9 Clemson, 66-63

Quarterfinals: No. 1 Duke def. No. 8 Miami, 80-76

2006-07: ST. PETE TIMES FORUM (TAMPA, FLA.)

First Round: No. 12 Miami def. No. 5 Maryland, 67-62

QF: No. 4 Boston College def. No. 12 Miami, 74-71 (OT)

2007-08: CHARLOTTE BOBCATS ARENA (N.C.)

First Round: No. 5 Miami def. No. 12 NC State, 63-50

Quarterfinals: No. 4 Va. Tech def. No. 5 Miami, 63-49

2008-09: GEORGIA DOME (ATLANTA, GA.)

First Round: No. 8 Va. Tech def. No. 9 Miami, 65-47

2009-10: GREENSBORO COLISEUM (N.C.)

First Round: No. 12 Miami def. No. 5 Wake, 83-62

QF: No. 12 Miami def. No. 4 Virginia Tech, 70-65

Semifinals: No. 1 Duke def. No. 12 Miami, 77-74

2010-11: GREENSBORO COLISEUM (N.C.)

First Round: No. 9 Miami def. No. 8 Virginia, 69-62 (OT)

Quarterfinals: No. 1 UNC def. No. 9 Miami, 61-59

2011-12: PHILIPS ARENA (ATLANTA, GA.)

First Round: No. 6 Miami def. No. 11 Ga. Tech, 54-36

Quarterfinals: No. 3 Florida St. def. No. 6 Miami, 82-71

2012-13: GREENSBORO COLISEUM (N.C.)

Quarterfinals: No. 1 Miami 69, No. 8 Boston College 58

Semifinals: No. 1 Miami 81, No. 5 NC State 71

Finals: No. 1 Miami 87, No. 3 North Carolina 77

2013-14: GREENSBORO COLISEUM (N.C.)

First Round: No. 10 Miami 57, No. 15 Virginia Tech 53

Second Round: No. 7 NC State 67, No. 10 Miami 58

2014-15: GREENSBORO COLISEUM (N.C.)

Second Round: No. 6 Miami 59, No. 14 Va. Tech 49

Quarterfinals: No. 3 Notre Dame 70, No. 6 Miami 63

2015-16: VERIZON CENTER (WASHINGTON, D.C.)

Quarterfinals: No. 3 Miami 88, No. 6 Virginia Tech 82

Semifinals: No. 2 Virginia 73, No. 3 Miami 68

2016-17: BARCLAYS CENTER (BROOKLYN, N.Y.)

Second Round: No. 9 Miami 62, No. 8 Syracuse 57

Quarterfinals: No. 1 UNC 78, No. 9 Miami 53

LARRANAGA VS. THE ACC IN THE TOURNAMENT

Boston College 1-0 Florida State 0-1

Georgia Tech 1-0 North Carolina 1-1

NC State 1-1 Notre Dame 0-1

Syracuse 1-0 Virginia 0-1

Virginia Tech 3-0

MIAMI IN ACC TOURNAMENT

Miami is 14-12 in the ACC Tournament and is now competing the 14th tournament.

The Canes are the No. 3 seed for the second time in the last three years (2016).

In head coach Jim Larrañaga's first six seasons, Miami went 8-5 in the ACC Tournament, winning at least one game in each season.

UM has won at least one game in the tournament in 11 of 13 seasons, including eight straight.

UM has won seven of its last 11 games in the tournament after going 3-0 in 2013 and 1-1 in 2014, 2015, 2016 and 2017.

2013 ACC TOURNAMENT CHAMPIONS

Miami won the ACC Tournament in 2013, defeating North Carolina, 87-77, in the championship game, for the Canes' first ACC title. UM also finished the 2013 regular-season atop the standings.

Since Miami joined the ACC in 2004-05, four teams have won both the regular season and tournament, once by Miami (2013) and Virginia (2014), twice by Duke (2006, 2009) and three times by North Carolina (2007, 2008 and 2016).

FEB. 27: MIAMI 91, NORTH CAROLINA 88

Ja'Quan Newton hit a buzzer-beating 3-pointer on the run from 40 feet to lift Miami to a 91-88 win against No. 9 North Carolina on Feb. 27 on the Tar Heels' Senior Night.

Newton scored Miami's final seven points, going 4-for-4 at the free-throw stripe, and finished with 15.

Chris Lykes led Miami with 18 points, while UM put six players in double figures.

UNC rallied from a 16-point second half deficit and tied the game with 4.1 seconds remaining on a 3-pointer from Joel Berry, who finished with a game-high 31 points.

Both teams shot 54 percent from the field. Miami hit 12-of-13 from the charity stripe, while UNC was 13-for-20.

FEB. 17: SYRACUSE 62, MIAMI 55

Miami dropped its third straight game with a 62-55 defeat at home to Syracuse on Feb. 17 in Coral Gables.

Miami shot a season-low 33.9 percent (20-59) and hit on just 7-of-31 from 3-point range. Syracuse shot 48.1 percent from the field and out-rebounded Miami, 37-29.

Chris Lykes led Miami with 14 points, while Lonnie Walker added 12.

Syracuse used a 15-0 run early in the second half to forge ahead by 12 with 14:06 remaining. Miami responded with a 15-3 run and tied the game at 43 with 9:34 left on an Ebuka Izundu layup.

The Orange scored the next five points and their lead did not dip below three points the rest of the way.

FEB. 7: MIAMI 87, WAKE FOREST 81

Five Miami players scored in double figures as the Hurricanes downed Wake Forest, 87-81, on Feb. 7 in Coral Gables.

Lonnie Walker IV had 19 points and Ja'Quan Newton scored 12 of his 16 in the second half. Walker's 3-pointer with 5:01 remaining capped a 10-2 run and gave the Hurricanes a 66-56 lead.

Miami withstood a late Demon Deacons' comeback attempt fueled by consecutive 3s from Bryant Crawford in the final minute.

Sam Waardenburg's two free throws with 25 seconds to go made it 84-79. Chaundee Brown cut the Deacons' deficit to three again, but Walker's two free throws with eight seconds left sealed it for UM.

RECORD VS. SEED

Opp. Seed	W	L
No. 1	0	4
No. 2	0	1
No. 3	1	2
No. 4	1	2
No. 5	3	0
No. 6	1	0
No. 7	0	1
No. 8	3	0
No. 9	1	1
No. 11	1	1
No. 12	1	0
No. 14	1	0
No. 15	1	0

RECORD VS. OPPONENTS

Opponent	W	L
Boston College	1	1
Clemson	1	0
Duke	0	2
Florida State	0	1
Georgia Tech	1	0
Maryland	1	0
North Carolina	1	2
Notre Dame	0	1
NC State	2	1
Syracuse	1	0
Virginia	1	2
Virginia Tech	4	2
Wake Forest	1	0

RECORD BY SEED

Miami Seed	W	L
No. 1	3	0
No. 3	1	1
No. 5	1	1
No. 6	2	3
No. 8	1	1
No. 9	2	3
No. 10	1	1
No. 12	3	2

CAREER STATISTICS VS. NORTH CAROLINA

	GP-S	PPG	RPG	APG	BPG	SPG
Brown	2-2	25.5	5.5	3.0	1.0	1.0
Huell	3-1	6.7	3.3	0.0	1.0	0.7
Izundu	4-0	5.0	3.0	0.3	0.8	0.5
Lawrence	4-3	6.5	3.5	2.3	0.8	2.0
Lykes	1-1	18.0	1.0	4.0	0.0	1.0
Miller	1-0	2.0	1.0	0.0	0.0	0.0
Newton	5-3	9.8	2.0	2.4	0.0	0.6
Robinson	3-0	0.7	0.0	0.0	0.0	0.0
Stowell	2-0	0.0	0.0	0.0	0.5	0.0
Vasiljevic	3-0	6.3	1.7	0.3	0.0	0.3
Waardenburg	1-0	3.0	2.0	4.0	1.0	2.0
Walker	1-1	13.0	0.0	1.0	0.0	1.0

CAREER STATISTICS VS. SYRACUSE

	GP-S	PPG	RPG	APG	BPG	SPG
Brown	2-2	7.0	6.0	1.5	0.0	1.0
Huell	2-2	6.5	6.5	0.5	0.5	0.5
Izundu	3-0	0.7	1.7	0.0	0.7	0.3
Lawrence	4-2	2.0	2.0	2.5	0.0	0.8
Lykes	1-1	14.0	0.0	4.0	0.0	0.0
Miller	1-0	0.0	0.0	0.0	0.0	0.0
Newton	5-2	8.8	2.4	3.2	0.0	1.2
Robinson	1-0	0.0	0.0	0.0	0.0	0.0
Vasiljevic	3-1	6.0	1.3	0.7	0.0	1.0
Waardenburg	1-0	2.0	4.0	0.0	1.0	0.0
Walker	1-1	12.0	0.0	2.0	0.0	0.0

CAREER STATISTICS VS. WAKE FOREST

	GP-S	PPG	RPG	APG	BPG	SPG
Brown	1-1	9.0	3.0	1.0	0.0	1.0
Huell	2-2	9.5	9.0	0.0	1.5	0.5
Izundu	2-0	4.5	3.5	0.0	0.0	0.5
Lawrence	3-1	6.7	1.3	1.3	0.0	1.0
Lykes	1-1	13.0	2.0	5.0	0.0	1.0
Miller	2-0	1.0	0.0	0.0	0.0	0.0
Newton	4-2	12.0	1.8	2.8	0.0	0.0
Vasiljevic	2-1	6.0	2.5	0.5	0.0	0.0
Waardenburg	1-0	12.0	3.0	1.0	0.0	1.0
Walker	1-1	19.0	3.0	4.0	3.0	0.0



ACC TOURNAMENT RECORDS

MIAMI TEAM RECORDS

POINTS SCORED		
88	vs. Virginia Tech	3/10/16
FIELD GOALS MADE		
30	vs. Virginia Tech	3/10/16
30	vs. North Carolina	3/17/13
30	vs. Wake Forest	3/11/10
FIELD GOAL ATTEMPTS		
64	vs. Florida State	3/09/12
64	vs. Virginia	3/10/11
64	vs. Virginia	3/10/05
FIELD GOAL PERCENTAGE		
.566 (30-53)	vs. Virginia Tech	3/10/16
3-POINT FIELD GOALS MADE		
12	vs. North Carolina	3/17/13
3-POINT FIELD GOALS ATTEMPTED		
29	vs. Virginia	3/10/11
3-POINT FIELD GOAL PERCENTAGE		
.545 (12-22)	vs. North Carolina	3/17/13
FREE THROWS MADE		
26	vs. NC State	3/13/08
FREE THROWS ATTEMPTED		
30	vs. NC State	3/13/08
30	vs. NC State	3/16/13
FREE-THROW PERCENTAGE		
1.000 (6-6)	vs. Boston College	3/09/07
.867 (26-30)	vs. NC State	3/13/08
REBOUNDS		
47	vs. Virginia	3/10/05
ASSISTS		
18	vs. Virginia Tech	3/10/16
STEALS		
12	vs. North Carolina	3/11/11
BLOCKED SHOTS		
7	vs. Maryland	3/08/07

MIAMI INDIVIDUAL GAME RECORDS

POINTS SCORED		
32	Durand Scott vs. NC State	3/16/13
FIELD GOALS MADE		
12	Durand Scott vs. NC State	3/16/13
FIELD GOAL ATTEMPTS		
19	Guillermo Diaz vs. Duke	3/10/06
FIELD GOAL PERCENTAGE, MIN. 6 MADE		
1.000 (6-6)	Reggie Johnson vs. Wake Forest	3/11/10
3-POINT FIELD GOALS MADE		
6	Trey McKinney Jones vs. UNC	3/17/13
3-POINT FIELD GOALS ATTEMPTED		
11	Adrian Thomas vs. North Carolina	3/11/11
11	Malcolm Grant vs. Virginia	3/10/11
11	Jack McClinton vs. Virginia Tech	3/14/08
3-POINT FIELD GOAL PERCENTAGE, MIN. 4 MADE		
.667 (6-9)	Trey McKinney Jones vs. UNC	3/17/13
FREE THROWS MADE		
10	Anthony King vs. Duke	3/10/06
10	Guillermo Diaz vs. Virginia	3/10/05
FREE THROWS ATTEMPTED		
12	Anthony King vs. Duke	3/10/06
12	Guillermo Diaz vs. Virginia	3/10/05
FREE-THROW PERCENTAGE, MIN. 6 MADE		
1.000 (8-8)	Shane Larkin vs. North Carolina	3/17/13
1.000 (8-8)	James Dews vs. NC State	3/13/08
REBOUNDS		
14	Anthony King vs. Virginia	3/10/05
ASSISTS		
9	Angel Rodriguez vs. Virginia Tech	3/10/16
STEALS		
5	Jack McClinton vs. NC State	3/13/08
BLOCKED SHOTS		
5	Jimmy Graham vs. Maryland	3/8/07

OPPONENT TEAM RECORDS

POINTS SCORED		
82	Virginia Tech	3/10/16
82	Florida State	3/09/12
FIELD GOALS MADE		
27	North Carolina	3/17/13
FIELD GOAL ATTEMPTS		
68	Clemson	3/09/06
FIELD GOAL PERCENTAGE		
.528 (28-53)	North Carolina	3/9/17
3-POINT FIELD GOALS MADE		
13	North Carolina	3/17/13
3-POINT FIELD GOALS ATTEMPTED		
32	Duke	3/10/06
3-POINT FIELD GOAL PERCENTAGE		
.563 (9-16)	Florida State	3/09/12
FREE THROWS MADE		
28	Virginia Tech	3/10/16
FREE THROWS ATTEMPTED		
32	Florida State	3/09/12
FREE-THROW PERCENTAGE		
.909 (10-11)	North Carolina	3/17/13
REBOUNDS		
51	Virginia Tech	3/14/08
ASSISTS		
21	North Carolina	3/9/17
STEALS		
13	Virginia Tech	3/12/10
BLOCKED SHOTS		
8	Florida State	3/09/12

OPPONENT INDIVIDUAL GAME RECORDS

POINTS SCORED		
32	Tyrese Rice (Boston College)	3/9/07
32	J.R. Reynolds (Virginia)	3/10/05
FIELD GOALS MADE		
10	J.R. Reynolds (Virginia)	3/10/05
FIELD GOAL ATTEMPTS		
18	T.J. Warren (NC State)	3/13/14
FIELD GOAL PERCENTAGE, MIN. 5 MADE		
.750 (6-8)	T.J. Warren (North Carolina)	3/16/13
3-POINT FIELD GOALS MADE		
6	P.J. Hairston (North Carolina)	3/17/13
6	Scott Wood (NC State)	3/16/13
6	Tyrese Rice (Boston College)	3/9/07
3-POINT FIELD GOALS ATTEMPTED		
13	P.J. Hairston (North Carolina)	3/17/13
3-POINT FIELD GOAL PERCENTAGE, MIN. 4 MADE		
.800 (4-5)	Michael Snaer (Florida State)	3/9/12
.800 (4-5)	Malcolm Delaney (Virginia Tech)	3/14/08
FREE THROWS MADE		
14	Malcolm Delaney (Virginia Tech)	3/12/09
FREE THROWS ATTEMPTED		
15	Malcolm Delaney (Virginia Tech)	3/12/09
15	J.J. Hickson (NC State)	3/13/08
FREE-THROW PERCENTAGE, MIN. 6 MADE		
1.000 (8-8)	Luke Loucks (Florida State)	3/9/12
REBOUNDS		
14	J.J. Hickson (NC State)	3/13/08
14	Akin Akingbala (Clemson)	3/9/06
ASSISTS		
10	Kendall Marshall (North Carolina)	3/11/11
STEALS		
4	Lorenzo Brown (NC State)	3/16/13
4	Joe Harris (Virginia)	3/10/11
4	Malcolm Delaney (Virginia Tech)	3/12/10
BLOCKED SHOTS		
5	Daniel Miller (Georgia Tech)	3/8/12
5	John Henson (North Carolina)	3/11/11
5	Shelden Williams (Duke)	3/10/06

MIAMI INDIVIDUAL CAREER

POINTS SCORED (GAMES)		
124	Durand Scott (9)	2010, 2011, 2012, 2013
FIELD GOALS MADE		
49	Durand Scott (9)	2010, 2011, 2012, 2013
FIELD GOAL ATTEMPTS		
97	Durand Scott (9)	2010, 2011, 2012, 2013
FIELD GOAL PERCENTAGE, MIN. 20 MADE		
.684 (26-38)	Julian Gamble (9)	2009, '10, '11, '13
3-POINT FIELD GOALS MADE		
17	Malcolm Grant (7)	2010, 2011, 2012
3-POINT FIELD GOALS ATTEMPTED		
42	Rion Brown (9)	2011, 2012, 2013, 2014
3-POINT FIELD GOAL PERCENTAGE, MIN. 9 MADE		
.441 (15-34)	Davon Reed (8)	2014, 2015, 2016, 2017
FREE THROWS MADE		
25	Malcolm Grant (7)	2010, 2011, 2012
FREE THROWS ATTEMPTED		
36	Reggie Johnson (10)	2010, 2011, 2012, 2013
FREE-THROW PERCENTAGE, MIN. 15 MADE		
.941 (16-17)	Jack McClinton (5)	2007, 2008, 2009
REBOUNDS		
65	Reggie Johnson (10)	2010, 2011, 2012, 2013
ASSISTS		
27	Malcolm Grant (7)	2010, 2011, 2012
STEALS		
13	Durand Scott (9)	2010, 2011, 2012, 2013
BLOCKED SHOTS		
12	Jimmy Graham (7)	2006, 2007, 2008, 2009



THE LAST TIME ...

Player Scored 30 Points

Miami Bruce Brown (30) vs. North Carolina, 1/28/17
Opponent Joel Berry (31) at North Carolina, 2/27/18

Player Scored 35 Points

Miami Jack McClinton (35) vs. North Carolina, 3/15/09
Opponent Xavier Rathon-Mayes (35) vs. Florida State, 2/25/15

Player Scored 40 Points

Miami Darius Rice (43) vs. Connecticut, 1/20/03
Opponent Sean Singletary (41), Virginia, 3/1/08

Two Players Scored 20 Points

Miami Lonnie Walker IV (23), DJ Vasiljevic (20), at Florida State, 1/27/18
Opponent Jerome Robinson (29), Ky Bowman (24), at Boston College, 2/10/18

Three Players Scored 20 Points

Miami Dwayne Collins (23), Brian Asbury (21), Jack McClinton (20) vs. Virginia Tech, 1/25/09
Opponent Travis Mays (40), Alvin Heggs (22), Lance Blanks (21), Texas, 2/22/89

Five (not 5+) Players Scored in Double Figures

Miami Lonnie Walker IV (19), Ja'Quan Newton (16), Chris Lykes (13), Sam Waardenburg (12), Dewan Huell (10) vs. Wake Forest, 2/7/18
Opponent Justin Robinson (15), Chris Clarke (13), Ahmed Hill (12), Seth Allen (10), Zach LeDay (10) vs. Virginia Tech, 2/9/17

Six (not 6+) Players Scored in Double Figures

Miami Chris Lykes (18), Ja'Quan Newton (15), Dewan Huell (14), Lonnie Walker (13), Ebuka Izundu (12), DJ Vasiljevic (10) at North Carolina, 2/27/18
Opponent Phil Cofer (21), Braian Angola (18), CJ Walker (17), Terance Mann (14), MJ Walker (13), Christ Koumadje (13) at Florida State, 1/27/18

Seven+ Players Scored in Double Figures

Miami Sheldon McClellan (18), Ja'Quan Newton (15), James Palmer (14), Ebuka Izundu (11) Angel Rodriguez (11), Ivan Cruz Uceda (10), Anthony Lawrence Jr. (10) vs. Mississippi State 11/19/15

Player Grabbed 15 Rebounds

Miami Kamari Murphy (15), at Duke, 1/21/17
Opponent Brice Johnson (15) vs. North Carolina, 2/20/16

Two Players Grabbed 10 Rebounds

Miami Dewan Huell (12) and Bruce Brown (11), vs. Louisville, 1/24/18
Opponent Jordan Murphy (14) and Reggie Lynch (10), Minnesota, 11/29/17

Three Players Grabbed 10 Rebounds

Miami Mark Richardson (11), Eric Brown (10), Joe Wylie (10) vs. FIU, 3/6/89
Opponent Matt Harpring (12), Dion Glover (10), Michael Maddox (10), Georgia Tech, 12/27/97

Player Had 10 Assists

Miami Bruce Brown (10), vs. Gardner-Webb, 11/10/17
Opponent John Gillon (11), at Syracuse, 1/4/17

Player Had 10 Blocks

Miami Anthony King (10) vs. Florida Atlantic, 11/29/04
Opponent Jarvis Varnado (10), Mississippi State, 12/13/07

Player Had a Double-Double

Miami Anthony Lawrence II (25 pts, 13 reb), at Virginia Tech, 2/3/18
Opponent Theo Pinson (12 pts, 11 assts) and Luke Maye (14 pts, 10 reb), at UNC, 2/27/18

Player Had a Triple-Double

Miami Bruce Brown (10 pts, 11 reb, 11 ast), vs. Gardner-Webb, 11/10/17
Opponent Brendan Haywood (18 pts, 14 reb, 10 blks), North Carolina, 12/4/00

Two Players Had Double-Doubles

Miami Kamari Murphy (11 pts, 13 reb) and Davon Reed (10 pts, 12 reb) vs. Buffalo, 3/17/16
Opponent Theo Pinson (12 pts, 11 assts) & Luke Maye (14 pts, 10 reb), at UNC, 2/27/18

Team Scored 100 Points

Miami 105, vs. Mississippi State, 11/19/15
Opponent 103, at Florida State, 1/27/18

Team Scored 90-99 Points

Miami 91, at North Carolina, 2/27/18
Opponent 96, at Wake Forest, 1/18/17

Team Scored 50 Points in a Half

Miami 52 (2nd half) vs. Wake Forest, 2/7/18
Opponent 52 (2nd half) at North Carolina, 2/27/18

Team Shot 50 Percent in Both Halves

Miami .562 (18-32) / .533 (16-30), at North Carolina, 2/27/18
Opponent .552 (16-29) / .536 (15-28), at North Carolina, 2/27/18

Team Shot 60 Percent in a Half

Miami .600 (21-35), second half, at NC State, 1/21/18
Opponent .655 (19-29), first half, vs. Boston College, 2/24/18

Team Shot 70 Percent in a Half

Miami .720 (18-25), second half, vs. Middle Tennessee, 12/25/17

Team Shot 60 Percent in a Game

Miami .600 (30-50), vs. Middle Tennessee, 12/25/17
Opponent .600 (33-55), at Florida State, 1/27/18

Team Shot Less Than 30 Percent in a Game

Miami .293 (12-41), vs. Eastern Kentucky, 12/19/14
Opponent .290 (18-62), vs. South Carolina State, 12/6/16

Team Won by 50+ Points

Miami 50, vs. Nova Southeastern, 11/16/09
Opponent 53, by Notre Dame, 2/22/86

Team won by 40-49 Points

Miami 49, vs. Western Carolina, 11/11/16
Opponent 41, at North Carolina, 1/31/07

Team Won by 30-39 Points

Miami 31, vs. Florida A&M, 11/16/17
Opponent 32, at Charlotte, 11/28/00

Overtime

Miami won in overtime 78-75 (OT) vs. Louisville, 1/24/18
Miami lost in overtime 103-94 (OT) at Florida State, 1/27/18

Rankings

Miami defeated a ranked opponent 91-88 at No. 9 North Carolina, 2/27/18
Miami lost to a ranked opponent 59-50 vs. No. 1 Virginia, 2/13/18
Miami defeated a top 5 opponent 64-61 vs. No. 3 Virginia, 2/22/16
Miami lost to a top 5 opponent 59-50 vs. No. 1 Virginia, 2/13/18

THE LAST TIME A MIAMI FRESHMAN ...

Scored 30 Points: Bruce Brown (30), vs. North Carolina, 1/28/17

Scored 20+ Points: Lonnie Walker IV (23), at Florida State, 1/27/18

Perfect from Field (5+ att): Reggie Johnson (RS), 8-of-8, vs. Wake Forest, 3/11/10

Perfect from 3-Pt (3+ att): Anthony Lawrence, 4-of-4, vs. Notre Dame, 2/3/16

10+ Rebounds: Bruce Brown, 12, vs. George Washington, 12/22/16

10+ Assists: Bruce Brown, 10, vs. South Carolina State, 12/6/16

5-9 Assists: Chris Lykes, 5, vs. Pitt, 1/31/18

5+ Steals: Shane Larkin, 6, vs. North Carolina, 1/10/12

4+ Blocks: Raphael Akpejori, 4, McNeese State, 11/24/10

Double-Double: Bruce Brown (14 pts, 12 reb), vs. George Washington, 12/22/16

Triple-Double: Bruce Brown (11 pts, 11 reb, 10 ast), vs. South Carolina State, 12/6/16

JIM LARRAÑAGA

7TH SEASON AT MIAMI, 34TH SEASON AS HEAD COACH

COACHING EXPERIENCE

Head Coach

2011-	Miami	Assistant Coach	2011-86	Virginia
1997-2011	George Mason	1979-86	Virginia	
1986-97	Bowling Green	1971-76	Davidson	
1977-79	American International	Player/Coach	1977	Geronemo Basketball Club (Belgium)

IN THE HISTORY BOOKS

- 12th winningest active Division I head coach (631 wins)
- 17th in career wins in ACC games (84)
- 21st in career wins while in ACC (161)

PLAYING CAREER

Geronemo Basketball Club (Belgium) 1976-77
 Providence College, 1967-71
 Archbishop Molloy, 1963-67

COACHING HONORS

AP, Naismith, Iba, Rupp Coach of the Year, 2013
 NABC All-District II, 2013
 USBWA District IV Coach of the Year, 2013, 2016
 Clair Bee National Coach of the Year, 2006
 ACC Coach of the Year, 2013, 2016
 CAA Coach of the Year, 1999, 2011
 MAC Coach of the Year, 1997

TEAM HONORS

Eight NCAA tournament appearances
 1999, 2001, 2006, 2008, 2011, 2013, 2016, 2017
 Eight postseason NIT appearances
 1990, 1991, 1997, 2002, 2004, 2009, 2012, 2015
 12 20-win seasons

PERSONAL

Hometown Bronx, N.Y.
Born Oct. 2, 1949
Family Wife: Liz, Sons: Jay and Jon
 Grandchildren: Tia, James, Jon Temple, Henry
Education Providence College, 1971, B.A. Economics
 Archbishop Molloy High School, 1967

NOTABLE COLLEGE PLAYERS COACHED

Shane Larkin (Miami) - Currently with Boston Celtics; 2013 NBA first-round draft pick (18th overall), 2013 ACC Player of the Year, ACC Tournament MVP, finalist for Cousy, Naismith & Wooden awards, All-ACC First Team and All-ACC Defensive Team, Lute Olson National Player of the Year, AP and NABC All-American (Second team)

Sheldon Mac (formerly McClellan) (Miami) - currently a free agent, formerly with Washington Wizards; 2016 All-ACC Second Team, ACC Tournament Second Team

Davon Reed (Miami) - Currently with Phoenix Suns; 32nd pick in 2017 NBA Draft, 2017 All-ACC Third Team

Durand Scott (Miami) - 2013 ACC Defensive Player of the Year, 2013 All-ACC Third Team, 2013 ACC Tournament First Team

George Evans (George Mason) - Three-time CAA Player of the Year, CAA Rookie of the Year, three-time CAA Defensive Player of the Year, three-time CAA All-Defensive Team

Antonio Daniels (Bowling Green) - Played 13 seasons in NBA; 1997 MAC Player of the Year, 1994 MAC Freshman of Year

NOTABLE NBA PLAYERS COACHED

Lance Blanks (UVA)	Frank Booker (BGSU)	Rick Carlisle (UVA)
Antonio Daniels (BGSU)	Jeff Jones (UVA)	Andrew Kennedy (UVA)
Jeff Lamp (UVA)	Shane Larkin (UM)	Lewis Latimore (UVA)
Sheldon Mac (UM)	Jason Miskiri (GMU)	Olden Polynice (UVA)
Lee Raker (UVA)	Davon Reed (UM)	Ralph Sampson (UVA)
Tom Sheehey (UVA)	Clinton Venable (BGSU)	Othell Wilson (UVA)

STUDENT-ATHLETE HONORS

At Miami

- One All-American
- One USBWA All-District IV selection
- One Basketball Times All-District
- One ACC Player of the Year
- One ACC Defensive Player of the Year
- One ACC Tournament MVP
- 14 All-ACC postseason selections
- Five ACC-All-Defensive Team selections
- One ACC All-Rookie Team selection
- Four ACC Academic Honor Roll picks
- Seven ACC Players of the Week
- One ACC Rookie of the Week
- Six ACC All-Tournament team selections
- Two NIT All-Tournament Team picks
- Two NABC Honors Court selections

Prior to Miami

- Two All-Americans
- 28 All-CAA selections
- Nine CAA All-Defensive Team picks
- Eight CAA All-Rookie Team picks
- Three Dean Ehlers Award winners (given to CAA player who best meets criteria of academic achievement, leadership and community service)
- 12 All-MAC selections
- Two MAC Freshman of Year selections
- Four MAC All-Freshman Team picks

YEAR-BY-YEAR

Year	School	Overall		Conference	
		W-L	W-L	Finish	Postseason
1977-78	American International	14-13			
1978-79	American International	13-13			
1986-87	Bowling Green	15-14	10-6	3	
1987-88	Bowling Green	12-16	7-9	t-5	
1988-89	Bowling Green	13-15	6-10	t-6	
1989-90	Bowling Green	18-11	9-7	t-3	NIT First Round (0-1)
1990-91	Bowling Green	17-13	9-7	t-4	NIT First Round (0-1)
1991-92	Bowling Green	14-15	8-8	5	
1992-93	Bowling Green	11-16	8-10	t-6	
1993-94	Bowling Green	18-10	12-6	t-2	
1994-95	Bowling Green	16-11	10-8	t-5	
1995-96	Bowling Green	14-13	9-9	t-6	
1996-97	Bowling Green	22-10	13-5	t-1	NIT First Round (0-1)
1997-98	George Mason	9-18	6-10	6	
1998-99	George Mason	19-11	13-3	1	NCAA First Round (0-1)
1999-00	George Mason	19-11	12-4	t-1	
2000-01	George Mason	18-12	11-5	3	NCAA First Round (0-1)
2001-02	George Mason	19-10	13-5	2	NIT First Round (0-1)
2002-03	George Mason	16-12	11-7	4	
2003-04	George Mason	23-10	12-6	3	NIT Third Round (2-1)
2004-05	George Mason	16-13	10-8	6	
2005-06	George Mason	27-8	15-3	t-1	NCAA Final Four (4-1)
2006-07	George Mason	18-15	9-9	5	
2007-08	George Mason	23-11	12-6	2	NCAA First Round (0-1)
2008-09	George Mason	22-11	13-5	2	NIT First Round (0-1)
2009-10	George Mason	17-15	12-6	4	CIT First Round (0-1)
2010-11	George Mason	27-7	16-2	1	NCAA Second Round (1-1)
2011-12	Miami	20-13	9-7	t-4	NIT Second Round (1-1)
2012-13	Miami	29-7	15-3	1	NCAA Sweet 16 (2-1)
2013-14	Miami	17-16	7-11	10	
2014-15	Miami	25-13	10-8	6	NIT Championship Game (4-1)
2015-16	Miami	27-8	13-5	t-2	NCAA Sweet 16 (2-1)
2016-17	Miami	21-12	10-8	t-7	NCAA First Round (0-1)
2017-18	Miami	22-8	11-7	t-3	
	Overall	631-411	341-213		
2 years	American International	27-26 (.509)			
11 years	Bowling Green	170-144 (.541)			
14 years	George Mason	273-164 (.625)			
7 years	Miami	161-77 (.676)			
34 years		631-411 (.606)			



2017-18 Miami Men's Basketball
Miami (FL) Combined Team Statistics (as of Mar 03, 2018)
All games

RECORD:	OVERALL	HOME	AWAY	NEUTRAL
ALL GAMES	22-8	11-3	8-4	3-1
CONFERENCE	11-7	6-3	5-4	0-0
NON-CONFERENCE	11-1	5-0	3-0	3-1

#	Player	gp-gs	min	avg	Total		3-Point		F-Throw		Rebounds				pf	dq	a	to	blk	stl	pts	avg	
					fg-fga	fg%	3fg-fga	3fg%	ft-fa	ft%	off	def	tot	avg									
20	Dewan Huell	30-30	778	25.9	140-240	.583	0-3	.000	69-98	.704	62	137	199	6.6	60	0	13	41	28	15	349	11.6	
04	Lonnie Walker	30-16	815	27.2	123-292	.421	54-151	.358	47-62	.758	13	62	75	2.5	48	2	58	33	14	29	347	11.6	
11	Bruce Brown	19-19	640	33.7	78-188	.415	16-60	.267	44-70	.629	25	110	135	7.1	43	1	76	43	15	25	216	11.4	
02	Chris Lykes	30-8	633	21.1	94-227	.414	47-133	.353	56-78	.718	2	30	32	1.1	63	0	72	56	1	22	291	9.7	
01	DJ Vasiljevic	30-20	692	23.1	98-220	.445	64-157	.408	14-16	.875	14	60	74	2.5	47	0	13	16	2	13	274	9.1	
03	Anthony Lawrence	30-29	925	30.8	94-204	.461	36-86	.419	41-60	.683	43	156	199	6.6	74	1	72	51	28	43	265	8.8	
00	Ja'Quan Newton	30-24	784	26.1	97-221	.439	5-25	.200	55-89	.618	14	55	69	2.3	45	0	82	53	4	29	254	8.5	
15	Ebuka Izundu	30-2	439	14.6	69-98	.704	0-0	.000	12-28	.429	50	60	110	3.7	69	1	5	25	18	14	150	5.0	
21	Sam Waardenburg	19-0	276	14.5	23-56	.411	14-32	.438	7-8	.875	23	31	54	2.8	29	0	10	12	6	9	67	3.5	
14	Rodney Miller	14-0	47	3.4	7-12	.583	0-0	.000	1-10	.100	2	4	6	0.4	7	0	0	3	1	0	15	1.1	
05	Mike Robinson	6-1	11	1.8	1-3	.333	1-2	.500	0-0	.000	0	0	0	0.0	0	0	1	0	0	0	3	0.5	
35	Chris Stowell	6-1	10	1.7	0-1	.000	0-1	.000	1-2	.500	0	1	1	0.2	0	0	0	0	0	0	1	0.2	
Team											49	36	85		1		10		2				
Total.....		30	6050		824-1762	.468	237-650	.365	347-521	.666	297	742	1039	34.6	486	5	402	343	117	199	2234	74.5	
Opponents.....		30	6050		739-1715	.431	201-609	.330	346-485	.713	287	721	1008	33.6	499	8	385	394	97	171	2027	67.6	

TEAM STATISTICS	UM	OPP	Date	Opponent	Score	Att.
SCORING	2234	2027	11/10/17	GARDNER-WEBB	w 77-45	7073
Points per game	74.5	67.6	11/12/17	NAVY	w 89-55	6611
Scoring margin	+6.9	-	11/16/17	FLORIDA A&M	w 90-59	6735
FIELD GOALS-ATT	824-1762	739-1715	1 11/22/17	vs La Salle	w 57-46	6735
Field goal pct	.468	.431	11/25/17	NORTH FLORIDA	w 86-65	7189
3 POINT FG-ATT	237-650	201-609	11/29/17	at Minnesota	w 86-81	14625
3-point FG pct	.365	.330	2 12/02/17	vs Princeton	w 80-52	8426
3-pt FG made per game	7.9	6.7	12/05/17	BOSTON UNIVERSITY	w 69-54	6893
FREE THROWS-ATT	347-521	346-485	12/16/17	at George Washington	w 59-50	3862
Free throw pct	.666	.713	3 12/22/17	at Hawai'i	w 75-57	7669
F-Throws made per game	11.6	11.5	3 12/23/17	vs New Mexico State	L 54-63	5946
REBOUNDS	1039	1008	3 12/25/17	vs Middle Tennessee	w 84-81	6062
Rebounds per game	34.6	33.6	* 12/30/17	at Pitt	w 67-53	5307
Rebounding margin	+1.0	-	* 01/03/18	at Georgia Tech	L 54-64	5568
ASSISTS	402	385	* 01/07/18	FLORIDA STATE	w 80-74	7647
Assists per game	13.4	12.8	* 01/13/18	at Clemson	L 63-72	9000
TURNOVERS	343	394	* 01/15/18	DUKE	L 75-83	7972
Turnovers per game	11.4	13.1	* 01/21/18	at NC State	w 86-81	17265
Turnover margin	+1.7	-	* 01/24/18	LOUISVILLE	Wot 78-75	7190
Assist/turnover ratio	1.2	1.0	* 01/27/18	at Florida State	Lot 94-103	11675
STEALS	199	171	* 01/31/18	PITT	w 69-57	7169
Steals per game	6.6	5.7	* 02/03/18	at Virginia Tech	w 84-75	9275
BLOCKS	117	97	* 02/07/18	WAKE FOREST	w 87-81	6774
Blocks per game	3.9	3.2	* 02/10/18	at Boston College	L 70-72	7740
ATTENDANCE	99639	148555	* 02/13/18	VIRGINIA	L 50-59	7333
Home games-Avg/Game	14-7117	12-10116	* 02/17/18	SYRACUSE	L 55-62	6879
Neutral site-Avg/Game	-	4-6792	* 02/19/18	at Notre Dame	w 77-74	9149
			* 02/24/18	BOSTON COLLEGE	w 79-78	7010
			* 02/27/18	at North Carolina	w 91-88	20251
			* 03/03/18	VIRGINIA TECH	w 69-68	7164

* = Conference game
 1 = Reading, Pa.
 2 = Hoophall Miami Invitational, Miami, Fla.
 3 = Diamond Head Classic, Honolulu, Hawaii



2017-18 Miami Men's Basketball
Miami (FL) Game-by-Game Highs (as of Mar 03, 2018)
All games

Opponent	Date	Score	Points	Rebounds	Assists	Steals	Blocked shots
GARDNER-WEBB	11/10/17	77-45	14-Dewan Huell Ebuka Izundu	11-Bruce Brown	10-Bruce Brown	2-Anthony Lawrence	2-Dewan Huell
NAVY	11/12/17	89-55	16-DJ Vasiljevic	10-Dewan Huell	6-Bruce Brown	2-DJ Vasiljevic Chris Lykes	2-Anthony Lawrence Ebuka Izundu
FLORIDA A&M	11/16/17	90-59	15-Ja'Quan Newton DJ Vasiljevic Bruce Brown	8-Bruce Brown	4-Bruce Brown Chris Lykes Ja'Quan Newton	2-Dewan Huell Bruce Brown	3-Ebuka Izundu
vs La Salle	11/22/17	57-46	16-Dewan Huell	11-Bruce Brown	5-Anthony Lawrence	2-Ja'Quan Newton Lonnie Walker	3-Anthony Lawrence
NORTH FLORIDA	11/25/17	86-65	14-Anthony Lawrence Bruce Brown	7-Bruce Brown Ebuka Izundu	4-Chris Lykes Bruce Brown	3-Anthony Lawrence Bruce Brown	1-Sam Waardenburg
at Minnesota	11/29/17	86-81	23-Dewan Huell	9-Bruce Brown	9-Ja'Quan Newton	3-Chris Lykes	2-Ebuka Izundu
vs Princeton	12/02/17	80-52	20-DJ Vasiljevic	10-Anthony Lawrence	5-Ja'Quan Newton	3-Ja'Quan Newton	2-Anthony Lawrence
BOSTON UNIVERSITY	12/05/17	69-54	26-Lonnie Walker	7-Lonnie Walker	6-Anthony Lawrence	3-Ja'Quan Newton	3-Dewan Huell
at George Washington	12/16/17	59-50	15-Dewan Huell	12-Dewan Huell	3-Lonnie Walker Ja'Quan Newton Anthony Lawrence Bruce Brown	3-Bruce Brown	1-Lonnie Walker Ebuka Izundu Anthony Lawrence Dewan Huell
at Hawai'i	12/22/17	75-57	16-Ja'Quan Newton Dewan Huell	6-Dewan Huell	8-Bruce Brown	2-Lonnie Walker	2-Dewan Huell Ebuka Izundu
vs New Mexico State	12/23/17	54-63	15-DJ Vasiljevic	9-Dewan Huell	1-DJ Vasiljevic Dewan Huell Anthony Lawrence Bruce Brown	1-Ebuka Izundu	2-Dewan Huell Anthony Lawrence
vs Middle Tennessee	12/25/17	84-81	21-Dewan Huell	6-Bruce Brown	6-Ja'Quan Newton	2-Bruce Brown	1-Bruce Brown Dewan Huell Anthony Lawrence
at Pitt	12/30/17	67-53	12-Anthony Lawrence	7-Dewan Huell	4-Ja'Quan Newton	2-DJ Vasiljevic Ja'Quan Newton	3-Anthony Lawrence
at Georgia Tech	01/03/18	54-64	13-Dewan Huell	12-Anthony Lawrence	5-Chris Lykes	3-Bruce Brown	4-Bruce Brown
FLORIDA STATE	01/07/18	80-74	23-Bruce Brown	12-Anthony Lawrence	4-Ja'Quan Newton DJ Vasiljevic	2-DJ Vasiljevic	2-Dewan Huell
at Clemson	01/13/18	63-72	16-Lonnie Walker Anthony Lawrence	7-Dewan Huell Bruce Brown Lonnie Walker	2-Dewan Huell	2-Bruce Brown Anthony Lawrence Dewan Huell	2-Bruce Brown
DUKE	01/15/18	75-83	19-Lonnie Walker	13-Dewan Huell	2-Bruce Brown Ja'Quan Newton Lonnie Walker Chris Lykes	5-Anthony Lawrence	2-Anthony Lawrence
at NC State	01/21/18	86-81	19-Bruce Brown	4-DJ Vasiljevic Bruce Brown	9-Bruce Brown	2-Lonnie Walker Ja'Quan Newton	1-Chris Lykes Dewan Huell
LOUISVILLE	01/24/18	78-75	25-Lonnie Walker	12-Dewan Huell	4-Chris Lykes	3-Bruce Brown	3-Bruce Brown
at Florida State	01/27/18	94-103	23-Lonnie Walker	7-Bruce Brown	5-Lonnie Walker Chris Lykes Bruce Brown	2-Dewan Huell Anthony Lawrence	1-Bruce Brown Lonnie Walker Ebuka Izundu
PITT	01/31/18	69-57	16-Lonnie Walker	10-Anthony Lawrence	5-Chris Lykes	2-Anthony Lawrence	1-Ebuka Izundu
at Virginia Tech	02/03/18	84-75	25-Anthony Lawrence	13-Anthony Lawrence	4-Ja'Quan Newton	2-Lonnie Walker	3-Anthony Lawrence
WAKE FOREST	02/07/18	87-81	19-Lonnie Walker	10-Dewan Huell	5-Chris Lykes	3-Anthony Lawrence	3-Lonnie Walker
at Boston College	02/10/18	70-72	17-DJ Vasiljevic	9-Anthony Lawrence	4-Anthony Lawrence	3-Sam Waardenburg	1-Dewan Huell Anthony Lawrence
VIRGINIA	02/13/18	50-59	19-Chris Lykes	7-Anthony Lawrence	2-Anthony Lawrence Lonnie Walker	2-Anthony Lawrence	1-Dewan Huell Anthony Lawrence Ebuka Izundu



2017-18 Miami Men's Basketball
Miami (FL) Game-by-Game Highs (as of Mar 03, 2018)
All games

Opponent	Date	Score	Points	Rebounds	Assists	Steals	Blocked shots
SYRACUSE	02/17/18	55-62	14-Chris Lykes	10-Dewan Huell	5-Anthony Lawrence	3-Anthony Lawrence	1-Sam Waardenburg Dewan Huell
at Notre Dame	02/19/18	77-74	19-Lonnie Walker	8-Ebuka Izundu	6-Anthony Lawrence	3-Ebuka Izundu	2-Ebuka Izundu
BOSTON COLLEGE	02/24/18	79-78	16-Dewan Huell	9-Anthony Lawrence Dewan Huell	4-Lonnie Walker	1-Chris Lykes Dewan Huell Anthony Lawrence Ja'Quan Newton	1-Anthony Lawrence Lonnie Walker
at North Carolina	02/27/18	91-88	18-Chris Lykes	8-Dewan Huell	4-Chris Lykes Sam Waardenburg	2-Sam Waardenburg	1-Dewan Huell Sam Waardenburg
VIRGINIA TECH	03/03/18	69-68	16-DJ Vasiljevic	6-Anthony Lawrence	7-Chris Lykes	2-Chris Lykes Anthony Lawrence Lonnie Walker	2-Anthony Lawrence

2017-18 Miami Men's Basketball
Miami (FL) Team Game-by-Game Comparison (as of Mar 03, 2018)
All games

Opponent	1st	2nd	Score	Mar	Total FG	FG Pct	3-Pointers	3FG Pct	Free Throws	FT Pct	Rebounds	Assist	T/Over	Block	Steal	Fouls
GARDNER-WEBB	27/23	50/22	77-45	+32	30-60/20-63	.500/.317	7-26/4-16	.269/.250	10-21/1-6	.476/.167	48/36 +12	21/10	12/14	3/0	5/5	15/19
NAVY	41/24	48/31	89-55	+34	35-64/21-63	.547/.333	9-23/6-21	.391/.286	10-16/7-9	.625/.778	42/33 +9	15/14	12/16	7/2	9/7	12/15
FLORIDA A&M	46/22	44/37	90-59	+31	34-58/24-59	.586/.407	12-26/5-16	.462/.313	10-22/6-6	.455/1000	36/28 +8	15/12	12/19	5/2	8/6	12/18
La Salle	19/19	38/27	57-46	+11	22-60/15-52	.367/.288	5-15/0-15	.333/.000	8-14/16-17	.571/.941	40/38 +2	10/3	10/15	5/3	6/4	16/18
NORTH FLORIDA	38/25	48/40	86-65	+21	33-66/23-59	.500/.390	3-15/8-26	.200/.308	17-23/11-12	.739/.917	39/32 +7	16/10	14/20	1/1	9/8	16/18
Minnesota	36/36	50/45	86-81	+5	35-69/28-63	.507/.444	10-25/5-16	.400/.313	6-11/20-26	.545/.769	34/41 (7)	20/12	8/12	4/12	8/4	20/13
Princeton	38/20	42/32	80-52	+28	30-60/19-61	.500/.311	14-25/8-32	.560/.250	6-9/6-9	.667/.667	39/31 +8	16/10	12/11	4/2	5/5	15/13
BOSTON UNIVERSITY	30/30	39/24	69-54	+15	25-48/21-65	.521/.323	11-21/7-25	.524/.280	8-15/5-8	.533/.625	35/32 +3	10/11	15/13	6/0	6/9	13/16
George Washington	32/15	27/35	59-50	+9	25-61/19-63	.410/.302	5-21/4-18	.238/.222	4-8/8-12	.500/.667	39/44 (5)	13/8	8/11	4/3	6/6	14/12
Hawai'i	33/33	42/24	75-57	+18	30-57/21-50	.526/.420	5-13/8-23	.385/.348	10-13/7-10	.769/.700	31/26 +5	11/13	9/16	5/0	6/3	15/17
New Mexico State	25/29	29/34	54-63	(9)	18-53/24-67	.340/.358	2-18/7-25	.111/.280	16-22/8-13	.727/.615	38/43 (5)	4/7	14/8	4/1	1/6	17/19
Middle Tennessee	34/29	50/52	84-81	+3	30-50/27-52	.600/.519	7-18/7-15	.389/.467	17-25/20-24	.680/.833	25/26 (1)	14/15	13/11	3/0	5/2	20/26
Pitt	30/19	37/34	67-53	+14	27-55/19-47	.491/.404	5-14/4-16	.357/.250	8-9/11-13	.889/.846	31/23 +8	11/10	15/19	8/3	8/5	12/14
Georgia Tech	28/28	26/36	54-64	(10)	21-56/23-59	.375/.390	4-19/1-10	.211/.100	8-11/17-23	.727/.739	39/38 +1	12/8	18/11	7/5	7/13	18/13
FLORIDA STATE	45/32	35/42	80-74	+6	26-51/25-69	.510/.362	5-16/5-24	.313/.208	23-32/17-26	.719/.654	32/44 (12)	15/10	15/15	2/5	6/11	20/22
Clemson	30/34	33/38	63-72	(9)	24-63/22-50	.381/.440	6-23/12-21	.261/.571	9-18/16-17	.500/.941	37/36 +1	5/13	8/12	5/7	10/2	18/16
DUKE	40/42	35/41	75-83	(8)	29-78/31-56	.372/.554	9-25/11-21	.360/.524	8-10/10-21	.800/.476	38/43 (5)	10/18	11/19	2/5	13/8	16/10
NC State	36/32	50/49	86-81	+5	34-59/31-57	.576/.544	10-19/7-18	.526/.389	8-12/12-16	.667/.750	24/29 (5)	26/22	10/15	2/3	9/4	16/12
LOUISVILLE	37/38	32/31	78-75	+3	24-65/27-65	.369/.415	6-22/5-22	.273/.227	22-31/16-25	.710/.640	49/38 +11	13/8	14/11	7/10	8/9	19/22
Florida State	39/44	44/39	94-103	(9)	34-68/33-55	.500/.600	17-34/9-19	.500/.474	9-13/28-39	.692/.718	29/35 (6)	17/16	7/7	3/2	4/2	25/15
PITT	34/25	35/32	69-57	+12	23-55/22-53	.418/.415	6-22/10-30	.273/.333	17-23/3-3	.739/1000	39/24 +15	15/16	8/11	1/2	3/3	11/19
Virginia Tech	44/32	40/43	84-75	+9	29-57/29-60	.509/.483	10-21/8-22	.476/.364	16-23/9-17	.696/.529	41/28 +13	9/13	13/9	7/3	4/4	16/17
WAKE FOREST	35/31	52/50	87-81	+6	26-55/31-65	.473/.477	9-22/9-22	.409/.409	26-37/10-15	.703/.667	33/35 (2)	14/18	9/13	5/2	7/6	15/26
Boston College	44/43	26/29	70-72	(2)	23-53/25-50	.434/.500	10-27/7-19	.370/.368	14-20/15-19	.700/.789	32/32 -	11/14	15/16	2/6	8/7	20/18
VIRGINIA	16/27	34/32	50-59	(9)	18-47/22-48	.383/.458	6-21/6-17	.286/.353	8-11/9-12	.727/.750	24/32 (8)	6/15	11/11	3/2	5/5	13/15
SYRACUSE	25/25	30/37	55-62	(7)	20-59/25-52	.339/.481	7-31/5-16	.226/.313	8-12/7-9	.667/.778	29/37 (8)	13/11	7/11	2/7	7/4	13/14
Notre Dame	38/29	39/45	77-74	+3	31-58/28-53	.534/.528	9-19/7-20	.474/.350	6-14/11-14	.429/.786	25/33 (8)	15/14	8/12	2/2	7/4	14/13
BOSTON COLLEGE	39/41	40/37	79-78	+1	30-65/30-53	.462/.566	6-21/4-17	.286/.235	13-15/14-25	.867/.560	39/27 +12	14/20	12/8	2/1	4/8	20/17
North Carolina	44/36	47/52	91-88	+3	34-62/31-57	.548/.544	11-22/13-27	.500/.481	12-13/13-20	.923/.650	26/31 (5)	14/18	10/13	2/4	7/7	19/16
VIRGINIA TECH	32/39	37/29	69-68	+1	24-50/23-49	.480/.469	11-26/9-20	.423/.450	10-18/13-19	.556/.684	26/33 (7)	17/16	13/15	4/2	8/4	16/16

Note: Game totals are displayed in the format TEAM/OPPONENT for each category



Miami (FL) Points-Rebounds-Assists (as of Mar 03, 2018)
All games

Opponent	Date	Score		00	01	02	03	04	05	11
				NEWTON,JA'	VASILJEVIC	LYKES,CHRI	LAWRENCE,A	WALKER,LON	ROBINSON,M	BROWN,BRUC
GARDNER-WEBB	11/10/17	77-45	w	13-0-1	7-2-0	3-1-1	3-7-1	10-2-5	3-0-0	10-11-10
NAVY	11/12/17	89-55	w	14-3-1	16-3-0	8-1-2	10-7-2	8-2-1	0-0-0	3-6-6
FLORIDA A&M	11/16/17	90-59	w	15-3-4	15-4-2	13-1-4	11-4-1	5-2-0	0-0-0	15-8-4
vs La Salle	11/22/17	57-46	w	4-3-0	8-1-0	0-1-0	7-10-5	5-2-2	DNP	7-11-3
NORTH FLORIDA	11/25/17	86-65	w	12-1-3	2-2-0	10-0-4	14-4-3	7-1-1	0-0-0	14-7-4
at Minnesota	11/29/17	86-81	w	12-3-9	11-2-0	10-1-0	8-7-4	6-2-1	DNP	16-9-5
vs Princeton	12/02/17	80-52	w	4-2-5	20-3-1	5-1-2	5-10-3	12-5-1	0-0-1	17-8-3
BOSTON UNIVERSITY	12/05/17	69-54	w	9-6-1	15-5-0	8-0-0	5-2-6	26-7-2	DNP	DNP
at George Washington	12/16/17	59-50	w	8-4-3	10-1-0	3-0-1	5-9-3	13-5-3	DNP	3-3-3
at Hawai'i	12/22/17	75-57	w	16-2-2	6-3-0	7-5-0	11-4-0	8-1-1	DNP	4-5-8
vs New Mexico State	12/23/17	54-63	L	5-3-0	15-5-1	1-1-0	4-4-1	2-4-0	DNP	13-7-1
vs Middle Tennessee	12/25/17	84-81	w	9-1-6	13-5-1	8-0-2	9-5-2	0-0-0	DNP	20-6-3
at Pitt	12/30/17	67-53	w	11-3-4	3-2-0	10-1-0	12-6-2	8-0-1	DNP	11-5-3
at Georgia Tech	01/03/18	54-64	L	6-1-3	3-1-0	8-0-5	9-12-1	6-5-0	DNP	9-9-2
FLORIDA STATE	01/07/18	80-74	w	0-0-4	8-3-4	18-1-2	2-12-2	5-0-0	DNP	23-4-2
at Clemson	01/13/18	63-72	L	4-0-0	0-0-0	13-1-1	16-4-0	16-7-1	DNP	4-7-1
DUKE	01/15/18	75-83	L	3-1-2	0-2-0	13-1-2	13-7-1	19-2-2	DNP	7-7-2
at NC State	01/21/18	86-81	w	5-0-7	6-4-0	6-2-5	15-3-4	12-2-1	DNP	19-4-9
LOUISVILLE	01/24/18	78-75	w	12-7-2	0-0-0	9-0-4	2-6-1	25-4-3	DNP	8-11-2
at Florida State	01/27/18	94-103	L	4-3-1	20-2-0	0-0-5	19-5-1	23-4-5	DNP	13-7-5
PITT	01/31/18	69-57	w	3-2-2	8-3-0	13-3-5	10-10-3	16-5-3	DNP	DNP
at Virginia Tech	02/03/18	84-75	w	12-6-4	14-1-0	6-2-0	25-13-2	14-3-3	DNP	DNP
WAKE FOREST	02/07/18	87-81	w	16-3-1	9-5-1	13-2-5	4-4-2	19-3-4	DNP	DNP
at Boston College	02/10/18	70-72	L	11-3-3	17-6-0	16-3-2	6-9-4	6-0-2	DNP	DNP
VIRGINIA	02/13/18	50-59	L	4-4-1	5-0-0	19-1-1	2-7-2	6-0-2	DNP	DNP
SYRACUSE	02/17/18	55-62	L	8-0-1	6-3-1	14-0-4	4-4-5	12-0-2	DNP	DNP
at Notre Dame	02/19/18	77-74	w	12-2-4	3-0-0	9-1-1	7-6-6	19-3-4	DNP	DNP
BOSTON COLLEGE	02/24/18	79-78	w	5-1-3	8-2-1	15-0-3	13-9-0	14-3-4	DNP	DNP
at North Carolina	02/27/18	91-88	w	15-0-3	10-3-0	18-1-4	6-3-2	13-0-1	DNP	DNP
VIRGINIA TECH	03/03/18	69-68	w	2-2-2	16-1-1	15-1-7	8-6-3	12-1-3	0-0-0	DNP

Opponent	Date	Score		14	15	20	21	35
				MILLER,ROD	IZUNDU,EBU	HUELL,DEWA	WAARDENBUR	STOWELL,CH
GARDNER-WEBB	11/10/17	77-45	w	0-1-0	14-10-1	14-8-2	DNP	0-0-0
NAVY	11/12/17	89-55	w	4-0-0	12-4-2	14-10-1	DNP	0-1-0
FLORIDA A&M	11/16/17	90-59	w	2-1-0	4-6-0	10-5-0	DNP	0-0-0
vs La Salle	11/22/17	57-46	w	0-0-0	3-2-0	16-7-0	7-2-0	DNP
NORTH FLORIDA	11/25/17	86-65	w	DNP	5-7-0	13-6-0	9-6-1	0-0-0
at Minnesota	11/29/17	86-81	w	DNP	0-3-1	23-2-0	0-1-0	DNP
vs Princeton	12/02/17	80-52	w	2-0-0	6-4-0	9-1-0	0-4-0	0-0-0
BOSTON UNIVERSITY	12/05/17	69-54	w	DNP	0-5-0	6-6-1	0-2-0	DNP
at George Washington	12/16/17	59-50	w	DNP	2-3-0	15-12-0	DNP	DNP
at Hawai'i	12/22/17	75-57	w	DNP	7-3-0	16-6-0	DNP	DNP
vs New Mexico State	12/23/17	54-63	L	0-1-0	4-3-0	10-9-1	0-0-0	DNP
vs Middle Tennessee	12/25/17	84-81	w	2-0-0	2-2-0	21-3-0	DNP	DNP
at Pitt	12/30/17	67-53	w	0-0-0	4-5-1	8-7-0	DNP	DNP
at Georgia Tech	01/03/18	54-64	L	0-0-0	0-1-0	13-8-1	DNP	DNP
FLORIDA STATE	01/07/18	80-74	w	DNP	4-1-0	20-8-1	DNP	DNP
at Clemson	01/13/18	63-72	L	DNP	0-3-0	10-7-2	DNP	DNP
DUKE	01/15/18	75-83	L	DNP	2-3-0	18-13-1	DNP	DNP
at NC State	01/21/18	86-81	w	DNP	15-3-0	8-2-0	0-0-0	DNP
LOUISVILLE	01/24/18	78-75	w	DNP	2-1-0	18-12-0	0-7-1	DNP
at Florida State	01/27/18	94-103	L	DNP	2-0-0	8-6-0	5-1-0	DNP
PITT	01/31/18	69-57	w	DNP	4-4-0	11-6-1	4-4-1	DNP
at Virginia Tech	02/03/18	84-75	w	2-3-0	5-2-0	3-4-0	3-5-0	DNP
WAKE FOREST	02/07/18	87-81	w	1-0-0	3-2-0	10-10-0	12-3-1	DNP
at Boston College	02/10/18	70-72	L	0-0-0	6-4-0	2-4-0	6-0-0	DNP
VIRGINIA	02/13/18	50-59	L	DNP	8-5-0	0-3-0	6-0-0	DNP
SYRACUSE	02/17/18	55-62	L	DNP	2-2-0	7-10-0	2-4-0	DNP
at Notre Dame	02/19/18	77-74	w	0-0-0	14-8-0	7-3-0	6-2-0	DNP
BOSTON COLLEGE	02/24/18	79-78	w	DNP	4-6-0	16-9-2	4-6-1	DNP
at North Carolina	02/27/18	91-88	w	DNP	12-5-0	14-8-0	3-2-4	DNP
VIRGINIA TECH	03/03/18	69-68	w	2-0-0	4-3-0	9-4-0	0-5-1	1-0-0



Official Basketball Box Score -- Game Totals -- Final Statistics Duke vs Miami 01/15/18 7:02 pm at Coral Gables, Fla. (Watsco Center)

Duke 83 • 16-2 (4-2 ACC)

Box score table for Duke vs Miami game, including player names and statistics for FG, FT, Rebounds, and more.

FG % 1st Half: 16-29 55.2% 2nd half: 15-27 55.6% Game: 31-56 55.4% 3FG % 1st Half: 6-12 50.0% 2nd half: 5-9 55.6% Game: 11-21 52.4% FT % 1st Half: 4-6 66.7% 2nd half: 6-15 40.0% Game: 10-21 47.6%

Miami 75 • 13-4 (2-3 ACC)

Box score table for Miami vs Duke game, including player names and statistics for FG, FT, Rebounds, and more.

FG % 1st Half: 16-38 42.1% 2nd half: 13-40 32.5% Game: 29-78 37.2% 3FG % 1st Half: 4-12 33.3% 2nd half: 5-13 38.5% Game: 9-25 36.0% FT % 1st Half: 4-5 80.0% 2nd half: 4-5 80.0% Game: 8-10 80.0%

Officials: Michael Stephens, Jeffrey Anderson, Michael Roberts Technical fouls: Duke-None. Miami-None. Attendance: 7972

Score by periods table for Duke vs Miami game.

Points by quarter table for Duke vs Miami game.

Last FG - DU 2nd-00:47, UM 2nd-00:15. Largest lead - DU by 10 2nd-00:38, UM by 13 2nd-11:25. DU led for 18:21. UM led for 18:19. Game was tied for 03:20.

Score tied - 6 times. Lead changed - 12 times.

Official Basketball Box Score -- Game Totals -- Final Statistics Miami vs NC State 01/21/18 12:00 p.m. at Raleigh, N.C. (PNC Arena)

Miami 86 • 14-4, 3-3 ACC

Box score table for Miami vs NC State game, including player names and statistics for FG, FT, Rebounds, and more.

FG % 1st Half: 13-24 54.2% 2nd half: 21-35 60.0% Game: 34-59 57.6% 3FG % 1st Half: 4-8 50.0% 2nd half: 6-11 54.5% Game: 10-19 52.6% FT % 1st Half: 6-10 60.0% 2nd half: 2-2 100.0% Game: 8-12 66.7%

NC State 81 • 13-7, 3-4 ACC

Box score table for NC State vs Miami game, including player names and statistics for FG, FT, Rebounds, and more.

FG % 1st Half: 14-30 46.7% 2nd half: 17-27 63.0% Game: 31-57 54.4% 3FG % 1st Half: 4-11 36.4% 2nd half: 3-7 42.9% Game: 7-18 38.9% FT % 1st Half: 0-0 0.0% 2nd half: 12-16 75.0% Game: 12-16 75.0%

Officials: Roger Ayers, Ron Groover, Earl Walton Technical fouls: Miami-None. NC State-None. Attendance: 17265

Fouled out: Miami: #15 Izundu, E. at 1:42 in 2nd half

Score by periods table for NC State vs Miami game.

Points by quarter table for NC State vs Miami game.

Last FG - UM 2nd-00:22, ST 2nd-00:51. Largest lead - UM by 12 2nd-06:11, ST by 2 1st-19:46. UM led for 37:25. ST led for 00:29. Game was tied for 02:06.

Score tied - 2 times. Lead changed - 1 time.

Official Basketball Box Score -- Game Totals -- Final Statistics Louisville vs Miami 01/24/18 8:02 pm at Coral Gables, Fla. (Watsco Center)

Louisville 75 • 15-5 (5-2 ACC)

Box score table for Louisville vs Miami game, including player names and statistics for FG, FT, Rebounds, and more.

FG % 1st Half: 14-29 48.3% 2nd half: 13-31 41.9% OT: 0-5 0.0% Game: 27-65 41.5% 3FG % 1st Half: 4-12 33.3% 2nd half: 1-9 11.1% OT: 0-1 0.0% Game: 5-22 22.7% FT % 1st Half: 6-9 66.7% 2nd half: 4-8 50.0% OT: 6-8 75.0% Game: 16-25 64.0%

Miami 78 • 15-4 (4-3 ACC)

Box score table for Miami vs Louisville game, including player names and statistics for FG, FT, Rebounds, and more.

FG % 1st Half: 12-29 41.4% 2nd half: 10-26 38.5% OT: 2-10 20.0% Game: 24-65 36.9% 3FG % 1st Half: 3-11 27.3% 2nd half: 3-8 37.5% OT: 0-3 0.0% Game: 6-22 27.3% FT % 1st Half: 8-10 80.0% 2nd half: 9-11 81.8% OT: 5-10 50.0% Game: 22-31 71.0%

Officials: Mike Eades, Tim Nestor, Jeff Clark Technical fouls: Louisville-None. Miami-None. Attendance: 7190

* - points scored by the other team (wrong basket)

Score by periods table for Louisville vs Miami game.

Points by quarter table for Louisville vs Miami game.

Last FG - UL 2nd-00:59, UM OT-00:41. Largest lead - UL by 7 2nd-17:41, UM by 6 1st-10:04. UL led for 23:41. UM led for 13:04. Game was tied for 07:53.

Score tied - 8 times. Lead changed - 14 times.

Official Basketball Box Score -- Game Totals -- Final Statistics Miami vs Florida State 01/27/18 4:00 pm at the Tucker Center - Tallahassee, FL

Miami 94 • 15-5, 4-4 ACC

Box score table for Miami vs Florida State game, including player names and statistics for FG, FT, Rebounds, and more.

FG % 1st Half: 14-27 51.9% 2nd half: 15-30 50.0% OT: 5-11 45.5% Game: 34-68 50.0% 3FG % 1st Half: 7-15 46.7% 2nd half: 9-15 60.0% OT: 1-4 25.0% Game: 17-34 50.0% FT % 1st Half: 4-7 57.1% 2nd half: 5-6 83.3% OT: 0-0 0.0% Game: 9-13 69.2%

Florida State 103 • 16-5, 5-4 ACC

Box score table for Florida State vs Miami game, including player names and statistics for FG, FT, Rebounds, and more.

FG % 1st Half: 16-24 66.7% 2nd half: 12-25 48.0% OT: 5-6 83.3% Game: 33-55 60.0% 3FG % 1st Half: 6-9 66.7% 2nd half: 3-9 33.3% OT: 0-1 0.0% Game: 9-19 47.4% FT % 1st Half: 6-8 75.0% 2nd half: 12-18 66.7% OT: 10-13 76.9% Game: 28-39 71.8%

Officials: Bill Covington, Jr., Jerry Heater, Tim Clougherty Technical fouls: Miami-None. Florida State-None. Attendance: 11675

Score by periods table for Florida State vs Miami game.

Points by quarter table for Florida State vs Miami game.

Last FG - UM OT-00:05, FS OT-01:29. Largest lead - UM by 2 1st-19:38, FS by 10 1st-10:54. UM led for 01:25. FS led for 40:54. Game was tied for 02:41.

Score tied - 2 times. Lead changed - 1 time.



Official Basketball Box Score -- Game Totals -- Final Statistics
Miami (FL) vs North Carolina
02/27/18 9:00 PM at Smith Center, Chapel Hill

Miami (FL) 91 • 21-8, 10-7 ACC

#	Player	Total			3-Ptr			Rebounds			PF	TP	A	TO	Blk	Stl	Min
		FG	FGA	FT	FTA	Off	Def	Tot	Off	Def							
20	Dewan Huell	f	6-10	0-0	2-2	3	5	8	3	14	0	1	1	1	1	21	
00	Ja'Quan Newton	g	5-11	1-1	4-4	0	0	0	1	15	3	0	0	0	28		
02	Chris Lykes	g	6-12	4-8	2-2	0	1	1	3	18	4	5	0	1	29		
03	Anthony Lawrence	g	2-5	0-1	2-2	1	2	3	3	6	2	1	0	1	26		
04	Lonnie Walker	g	5-11	3-7	0-1	0	0	0	1	13	1	0	0	0	32		
01	DJ Vasiljevic	g	4-4	2-2	0-0	0	3	3	1	10	0	2	0	0	22		
15	Ebuka Izundu	g	5-6	0-0	2-2	1	4	5	3	12	0	0	0	1	19		
21	Sam Waardenburg	g	1-3	1-3	0-0	0	2	2	4	3	4	1	1	2	23		
Team						4	0	4									
Totals			34-62	11-22	12-13	9	17	26	19	91	14	10	2	7	200		
FG % 1st Half:		18-32	56.3%	2nd half:	16-30	53.3%	Game:		34-62	54.8%	Deadball						
3FG % 1st Half:		6-10	60.0%	2nd half:	5-12	41.7%	Game:		11-22	50.0%	Rebounds						
FT % 1st Half:		2-3	66.7%	2nd half:	10-10	100.0%	Game:		12-13	92.3%	0.2						

North Carolina 88 • 22-8, 11-6 ACC

#	Player	Total			3-Ptr			Rebounds			PF	TP	A	TO	Blk	Stl	Min
		FG	FGA	FT	FTA	Off	Def	Tot	Off	Def							
01	Pinson, Theo	f	3-9	2-4	4-4	0	2	2	2	12	11	3	2	2	39		
25	Rohman, Aaron	f	0-0	0-0	0-0	0	1	1	0	0	0	1	0	0	2		
32	Maye, Luke	f	6-10	1-3	1-2	3	7	10	3	14	0	2	0	0	34		
02	Berry II, Joel	g	11-17	5-8	4-7	1	1	2	3	31	3	3	1	3	36		
14	Ma, Kane	g	0-0	0-0	0-0	0	0	0	0	0	0	0	0	0	2		
00	Woods, Seventh	g	0-1	0-1	0-0	0	0	0	2	0	0	3	0	1	4		
03	Platek, Andrew	g	0-1	0-1	0-0	0	0	0	0	0	0	0	0	0	2		
04	Robinson, Brandon	g	0-0	0-0	0-0	0	0	0	0	0	0	0	0	0	3		
13	Johnson, Cameron	g	7-10	3-5	3-5	1	4	5	2	20	2	0	0	0	33		
15	Brooks, Garrison	g	1-2	0-0	0-0	3	3	6	1	2	0	0	0	0	7		
21	Manley, Sterling	g	0-0	0-0	1-2	0	0	0	1	1	0	0	0	0	4		
24	Williams, Kenny	g	3-7	2-5	0-0	0	2	2	2	8	2	1	1	1	34		
Team						3	0	3									
Totals			31-57	13-27	13-20	11	20	31	16	88	18	13	4	7	200		
FG % 1st Half:		16-29	55.2%	2nd half:	15-28	53.6%	Game:		31-57	54.4%	Deadball						
3FG % 1st Half:		3-11	27.3%	2nd half:	10-16	62.5%	Game:		13-27	48.1%	Rebounds						
FT % 1st Half:		1-2	50.0%	2nd half:	12-18	66.7%	Game:		13-20	65.0%	3						

Officials: Ron Groover, James Breeding, Michael Stephens
 Technical fouls: Miami (FL)-None. North Carolina-None.
 Attendance: 20251

Score by periods	1st	2nd	Total
Miami (FL)	44	47	91
North Carolina	36	52	88

Last FG - UM 2nd-00:01. NC 2nd-00:05.
 Largest lead - UM by 16 2nd-16:16. NC by 8 1st-13:38.
 UM led for 27:55. NC led for 11:18. Game was tied for 00:47.

Score tied - 1 time.
 Lead changed - 1 time.

Official Basketball Box Score -- Game Totals -- Final Statistics
Virginia Tech vs Miami (FL)
03/03/18 12:01 pm at Coral Gables, Fla. (Watsco Center)

Virginia Tech 68 • 21-10 (10-8 ACC)

#	Player	Total			3-Ptr			Rebounds			PF	TP	A	TO	Blk	Stl	Min
		FG	FGA	FT	FTA	Off	Def	Tot	Off	Def							
24	Kerry Blackshear Jr.	f	3-9	1-4	4-4	1	4	5	4	11	1	1	0	0	23		
04	N. Alexander-Walker	g	1-6	0-2	0-0	1	3	4	1	2	2	2	1	1	23		
00	Justin Robinson	g	6-10	3-4	3-5	1	2	3	1	18	6	6	0	0	35		
10	Justin Bibbs	g	3-8	3-7	0-0	0	0	0	3	9	1	0	0	0	27		
11	Devin Wilson	g	0-1	0-0	0-0	0	3	3	1	0	3	0	0	1	19		
01	Tyrie Jackson	g	2-2	0-0	1-2	1	0	1	0	5	1	0	0	1	8		
03	Wabissa Bede	g	0-0	0-0	0-0	1	0	1	1	0	0	0	0	0	5		
13	Ahmed Hill	g	2-3	2-3	1-2	1	1	2	1	7	0	2	0	1	21		
14	P.J. Horne	g	2-5	0-0	2-2	1	3	4	3	6	0	2	1	0	17		
15	Chris Clarke	g	4-5	0-0	2-4	1	4	5	1	10	2	2	0	0	22		
Team						2	3	5									
Totals			23-49	9-20	13-19	10	23	33	16	68	16	15	2	4	200		
FG % 1st Half:		12-26	46.2%	2nd half:	11-23	47.8%	Game:		23-49	46.9%	Deadball						
3FG % 1st Half:		6-12	50.0%	2nd half:	3-8	37.5%	Game:		9-20	45.0%	Rebounds						
FT % 1st Half:		9-13	69.2%	2nd half:	4-6	66.7%	Game:		13-19	68.4%	2						

Miami (FL) 69 • 22-8 (11-7 ACC)

#	Player	Total			3-Ptr			Rebounds			PF	TP	A	TO	Blk	Stl	Min
		FG	FGA	FT	FTA	Off	Def	Tot	Off	Def							
20	Dewan Huell	f	3-4	0-0	3-6	0	4	4	3	9	0	2	0	0	19		
35	Chris Stowell	f	0-0	0-0	1-2	0	0	0	0	1	0	0	0	0	1		
00	Ja'Quan Newton	g	1-5	0-0	0-0	0	2	2	0	2	2	5	1	1	31		
04	Lonnie Walker	g	5-11	2-7	0-0	0	1	1	0	12	3	0	0	2	32		
05	Mike Robinson	g	0-1	0-1	0-0	0	0	0	0	0	0	0	0	0	1		
01	DJ Vasiljevic	g	6-10	4-6	0-0	1	0	1	1	16	1	1	0	1	24		
02	Chris Lykes	g	3-7	3-6	6-9	0	1	1	3	15	7	4	0	2	28		
03	Anthony Lawrence	g	3-6	2-4	0-0	0	6	6	2	8	3	0	2	2	30		
14	Rodney Miller	g	1-1	0-0	0-1	0	0	0	1	2	0	0	0	0	3		
15	Ebuka Izundu	g	2-3	0-0	0-0	1	2	3	3	4	0	0	0	0	11		
21	Sam Waardenburg	g	0-2	0-2	0-0	2	3	5	3	0	1	1	1	0	20		
Team						2	1	3									
Totals			24-50	11-26	10-18	6	20	26	16	69	17	13	4	8	200		
FG % 1st Half:		11-28	39.3%	2nd half:	13-22	59.1%	Game:		24-50	48.0%	Deadball						
3FG % 1st Half:		5-17	29.4%	2nd half:	6-9	66.7%	Game:		11-26	42.3%	Rebounds						
FT % 1st Half:		5-9	55.6%	2nd half:	5-9	55.6%	Game:		10-18	55.6%	5						

Officials: Jamie Luckie, Ted Valentine, Mark Schnur
 Technical fouls: Virginia Tech-None. Miami (FL)-None.
 Attendance: 7164

Score by periods	1st	2nd	Total
Virginia Tech	39	29	68
Miami (FL)	32	37	69

Last FG - VT 2nd-02:42. UM 2nd-00:55.
 Largest lead - VT by 12 1st-02:23. UM by 9 2nd-08:24.
 VT led for 20:19. UM led for 15:04. Game was tied for 04:37.

Points	In	Off	2nd	Fast	Break	Bench
VT	28	14	6	12	28	
UM	20	18	5	7	45	

Score tied - 4 times.
 Lead changed - 4 times.



11 BRUCE BROWN JR.

So. • 6-5 • 205 • Guard
Boston, Mass.
Vermont Academy

PRESEASON HONORS

- Preseason All-ACC Second Team
- Preseason ESPN Third-Team All-American
- Wooden Award Preseason Top 50
- Citizen Naismith Trophy Watch List
- Julius Erving Small Forward of Year Award Watch List
- Lute Olson National Player of Year Award Watch List
- Oscar Robertson Trophy Watch List

- Triple-double was third in program history and 31st in ACC history (sixth player in league history with two career triple-doubles)

- Had 14 points, seven rebounds, four assists, three steals in win over North Florida (11/25)
- Posted 16 points, nine rebounds, five assists and no turnovers in win at No. 12 Minnesota (11/29)
- Scored 14 of his 17 points in the first half in win against Princeton (12/2)
- Missed Boston U. game with left hand injury; returned for GW game
- Averaged 12.3 points, 6.0 rebounds and 4.0 assists in Diamond Head Classic; scored season-high 20 points against Middle Tennessee
- Had 11 points and five boards in ACC opener at Pitt (12/30)
- Recorded nine points, nine rebounds, career-high four blocks and three steals at Georgia Tech (1/3)

- Tallied 23 points, including career-best 12-of-14 effort at free-throw line, in win over Florida State (1/7)
- Scored 19 points and dished out nine assists in win at NC State (1/21)

2017-18 HIGHLIGHTS

- Currently out with left-foot injury, which was diagnosed on Jan. 29; has missed last 10 games, had surgery Feb. 1 and will be out approximately six weeks (next doctor's appointment is on Monday, March 12)
- Ranked 12th in ACC in rebounds at 7.1 per game at time of injury (second among guards)
- Second on team in assists with 76
- Recorded second career triple-double in season opener vs. Gardner-Webb (10 points, 11 rebounds, 10 assists)

2017-18 GAME-BY-GAME

	GS	Min	FG	Pct	3FG	Pct	FT	Pct	O-D-T	Avg	PF	FO	A	TO	Blk	Stl	Pts	Avg
Gard-Webb	*	31	5-9	.556	0-2	.000	0-3	.000	1-10-11	11.0	2	0	10	1	0	1	10	10.0
Navy	*	31	1-10	.100	0-3	.000	1-2	.500	1-5-6	8.5	1	0	6	3	1	0	3	6.5
Florida A&M	*	32	6-10	.600	2-4	.500	1-4	.250	1-7-8	8.3	2	0	4	2	0	2	15	9.3
vs. La Salle	*	33	2-9	.222	1-2	.500	2-4	.500	0-11-11	9.0	2	0	3	3	1	0	7	8.8
N. Florida	*	32	7-14	.500	0-2	.000	0-0	.000	1-6-7	8.6	2	0	4	1	0	3	14	9.8
at Minnesota	*	37	6-11	.545	2-4	.500	2-2	1.000	3-6-9	8.7	1	0	5	0	0	1	16	10.8
vs. Princeton	*	30	6-8	.750	4-5	.800	1-1	1.000	2-6-8	8.6	1	0	3	2	1	0	17	11.7
Boston U.																		
at GW	*	38	1-6	.167	0-3	.000	1-2	.500	1-2-3	7.9	2	0	3	1	0	3	3	10.6
at Hawai'i	*	32	1-4	.250	1-2	.500	1-2	.500	0-5-5	7.6	4	0	8	2	0	0	4	9.9
vs NMSU	*	32	3-10	.300	0-4	.000	7-9	.778	2-5-7	7.5	1	0	1	2	0	0	13	10.2
vs MTSU	*	39	8-16	.500	0-5	.000	4-7	.571	0-6-6	7.4	2	0	3	4	1	2	20	11.1
at Pitt	*	33	5-9	.556	0-2	.000	1-2	.500	2-3-5	7.2	2	0	3	2	1	1	11	11.1
at Ga. Tech	*	37	4-12	.333	1-3	.333	0-0	.000	2-7-9	7.3	3	0	2	4	4	3	9	10.9
FSU	*	36	5-8	.625	1-2	.500	12-14	.857	0-4-4	7.1	2	0	2	3	0	1	23	11.8
at Clemson	*	33	1-8	.125	0-3	.000	2-4	.500	3-4-7	7.1	5	1	1	2	2	2	4	11.3
Duke	*	32	3-12	.250	0-2	.000	1-1	1.000	2-5-7	7.1	4	0	2	3	0	2	7	11.0
at NC State	*	32	7-8	.875	3-3	1.000	2-3	.667	0-4-4	6.9	2	0	9	3	0	1	19	11.5
Louisville	*	38	2-10	.200	0-4	.000	4-8	.500	4-7-11	7.1	3	0	2	3	3	3	8	11.3
at FSU	*	32	5-14	.357	1-5	.200	2-2	1.000	0-7-7	7.1	2	0	5	2	1	0	13	11.4
Pittsburgh																		
at Va. Tech																		
Wake Forest																		
at BC																		
Virginia																		
Syracuse																		
at ND																		
BC																		
at UNC																		
Va. Tech																		

2016-17

Opponent	P	R	A
WCU	7	8	5
at N. Florida	7	6	2
Penn	15	5	1
vs Stanford	10	6	2
vs Iowa State	2	7	2
vs Florida	15	4	1
Rutgers	11	9	2
vs Wofford	12	5	1
SC State	11	11	10
FAU	14	8	6
GW	14	12	2
Columbia	8	6	5
NC State	17	8	4
at Syracuse	9	7	2
Notre Dame	7	9	1
at Pittsburgh	17	6	3
at Wake Forest	9	3	1
at Duke	15	5	6
Boston Coll.	12	6	4
North Carolina	30	4	5
Florida State	17	5	1
at NC State	7	2	6
Virginia Tech	2	5	4
at Louisville	12	7	4
Georgia Tech	8	3	5
Clemson	9	5	5
at Virginia	14	3	0
Duke	25	4	4
at Va Tech	8	3	5
vs Florida St.	10	0	1
vs Syracuse	5	5	1
vs UNC	21	7	1
vs Michigan St.	11	2	4

SEASON/CAREER HIGHS

Points
Season: 23 Florida State, 1/7/18
Career: 30 North Carolina, 1/28/17
ACC: 30 North Carolina, 1/28/17
Rebounds
Season: 11 2x, last vs. La Salle, 11/22/17
Career: 12 George Washington, 12/22/16
ACC: 9 Notre Dame, 1/12/17
Assists
Season: 10 Gardner-Webb, 11/10/17
Career: 10 2x, last vs. Gard.-Webb, 11/10/17
ACC: 9 at NC State, 1/18/18
Steals
Season: 3 3x, last at Ga. Tech, 1/3/18
Career: 3 8x, last at Ga. Tech, 1/3/18
ACC: 3 NC State, 12/31/16
Blocked Shots
Season: 4 at Georgia Tech, 1/3/18
Career: 4 at Georgia Tech, 1/3/18
ACC: 4 at Georgia Tech, 1/3/18
Field Goals
Season: 8 Middle Tennessee, 12/25/17
Career: 11 Duke, 2/25/17
ACC: 11 Duke, 2/25/17
Field-Goal Attempts
Season: 16 Middle Tennessee, 12/25/17
Career: 18 Duke, 2/25/17
ACC: 18 Duke, 2/25/17
Free Throws
Season: 12 Florida State, 1/7/18
Career: 12 Florida State, 1/7/18
ACC: 12 Florida State, 1/7/18
Free-Throw Attempts
Season: 14 Florida State, 1/7/18
Career: 14 Florida State, 1/7/18
ACC: 14 Florida State, 1/7/18
3-Point Field Goals
Season: 4 Princeton, 12/2/17
Career: 4 North Carolina, 1/28/17
ACC: 4 North Carolina, 1/28/17
3-Point Field-Goal Attempts
Season: 5 2x, last vs. MTSU, 12/25/17
Career: 6 North Carolina, 1/28/17
ACC: 6 North Carolina, 1/28/17
Minutes
Season: 39 Middle Tennessee, 12/25/17
Career: 44 at Virginia, 2/20/17
ACC: 44 at Virginia, 2/20/17

CAREER TRIPLE-DOUBLES

10p, 11r, 10a vs. Gardner-Webb, 11/10/17
11p, 11r, 10a vs. South Carolina State, 12/6/16

CAREER DOUBLE-DOUBLES


10p, 11r, 10a vs. Gardner-Webb, 11/10/17
14p, 12r vs. George Washington, 12/22/16
11p, 11r, 10a vs. South Carolina State, 12/6/16

CAREER STATISTICS

Season	GP	GS	Min.	Avg.	FG	FGA	Pct.	3-Point FG	3-Point FGA	3-Point Pct.	FT	FTA	Pct.	Rebounds Off.	Rebounds Def.	Tot.	Avg.	PF	FO	Ast.	TO	Blk	Stl	Scoring Pts.	Avg.
2016-17	33	29	1053	31.9	134	292	.459	33	95	.347	90	121	.744	48	138	186	5.6	83	2	106	67	18	49	391	11.8
2017-18	19	19	640	33.7	78	188	.415	16	60	.267	44	70	.629	25	110	135	7.1	43	1	76	43	15	25	216	11.4
TOTAL	52	48	1693	32.6	212	480	.442	49	155	.316	134	191	.702	73	248	321	6.2	126	3	182	110	33	74	607	11.7

ACC TOURNAMENT STATISTICS

Season	GP	GS	Min.	Avg.	FG	FGA	Pct.	3-Point FG	3-Point FGA	3-Point Pct.	FT	FTA	Pct.	Rebounds Off.	Rebounds Def.	Tot.	Avg.	PF	FO	Ast.	TO	Blk	Stl	Scoring Pts.	Avg.
2016-17	2	2	61	30.5	10	19	.526	2	8	.250	4	4	1.000	2	10	12	6.0	4	0	2	4	0	1	26	13.0



20 DEWAN HUELL

So. • 6-11 • 236 • Forward
Miami, Fla.
Miami Norland HS

2017-18 HIGHLIGHTS

- Ranks 14th in ACC in overall rebounding (6.6) and 14th in ACC games (6.9)
- Scored in double figures in 19 games, including three 20-plus point efforts
- Owns five career double-doubles (tied for 12th among active ACC players) – all coming this season
- Tied for team lead with 14 points in season opener
- Recorded first career double-double against Navy (11/12) with 14 points and 10 rebounds
- Recorded 16 points (8-10 FG) in win vs. La Salle (11/22)
- Had huge game at No. 12 Minnesota, with career-high 23 points (15 in second half) (11/29)
- Recorded second double-double with 15 points, 12 rebounds at GW (12/16)
- Named to Diamond Head Classic All-Tournament Team; averaged 15.7 points, 6.0 rebounds and 1.7 blocks in tournament
- Scored 21 points against Middle Tennessee, hitting 7-of-8 from field and 7-of-8 from free-throw line (12/25)
- Recorded team-high 13 points as well as seven rebounds at Georgia Tech (1/3)
- Scored 20 points with eight boards against Florida State (1/7)
- Picked up third career double-double with 18 points, career-high 13 rebounds vs. Duke (1/15)
- Had double-double in OT win over Louisville with 18 points, 12 rebounds (1/24)
- Scored 16 points and grabbed nine rebounds in win over BC (2/24)
- Posted 14 and points and team-high eight rebounds in win at UNC (2/27)

2017-18 GAME-BY-GAME

	GS	Min	FG	Pct	3FG	Pct	FT	Pct	O-D-T	Avg	PF	FO	A	TO	Blk	Stl	Pts	Avg
Gard-Webb	* 18	6-9	.667	0-0	.000	2-3	.667	2-6-8	8.0	1	0	2	3	2	1	14	14.0	
Navy	* 22	6-8	.750	0-0	.000	2-3	.667	3-7-10	9.0	2	0	1	1	1	1	14	14.0	
Florida A&M	* 24	4-6	.667	0-0	.000	2-2	1.000	1-4-5	7.7	1	0	0	1	1	2	10	12.7	
vs. La Salle	* 26	8-10	.800	0-1	.000	0-0	.000	2-5-7	7.5	3	0	0	1	1	0	16	13.5	
N. Florida	* 23	4-6	.667	0-0	.000	5-7	.714	1-5-6	7.2	2	0	0	3	0	0	13	13.4	
at Minnesota	* 27	10-16	.625	0-0	.000	3-5	.600	1-1-2	6.3	3	0	0	0	1	0	23	15.0	
vs. Princeton	* 15	3-7	.429	0-0	.000	3-4	.750	1-0-1	5.6	3	0	0	2	0	1	9	14.1	
Boston U.	* 20	2-4	.500	0-0	.000	2-4	.500	2-4-6	5.6	1	0	1	0	3	0	6	13.1	
at GW	* 31	7-12	.583	0-0	.000	1-2	.500	3-9-12	6.3	1	0	0	1	1	0	15	13.3	
at Hawai'i	* 31	7-10	.700	0-0	.000	2-2	1.000	1-5-6	6.3	2	0	0	1	2	1	16	13.6	
vs NMSU	* 27	4-6	.667	0-0	.000	2-4	.500	3-6-9	6.5	3	0	1	0	2	0	10	13.3	
vs MTSU	* 32	7-8	.875	0-0	.000	7-8	.875	0-3-3	6.3	2	0	0	0	1	0	21	13.9	
at Pitt	* 21	4-7	.571	0-0	.000	0-0	.000	2-5-7	6.3	0	0	0	1	1	1	8	13.5	
at Ga. Tech	* 32	4-7	.571	0-0	.000	5-6	.833	4-4-8	6.4	1	0	1	1	2	0	13	13.4	
FSU	* 34	8-12	.667	0-1	.000	4-7	.571	2-6-8	6.5	3	0	1	1	2	0	20	13.9	
at Clemson	* 30	4-9	.444	0-0	.000	2-3	.667	3-4-7	6.6	3	0	2	0	1	2	10	13.6	
Duke	* 32	8-16	.500	0-1	.000	2-3	.667	7-6-13	6.9	3	0	1	3	0	0	18	13.9	
at NC State	* 21	4-9	.444	0-0	.000	0-0	.000	0-2-2	6.7	3	0	0	1	1	1	8	13.6	
Louisville	* 35	7-10	.700	0-0	.000	4-5	.800	5-7-12	6.9	1	0	0	4	0	0	18	13.8	
at FSU	* 36	3-7	.429	0-0	.000	2-2	1.000	3-3-6	6.9	2	0	0	2	0	2	8	13.5	
Pittsburgh	* 30	4-7	.571	0-0	.000	3-4	.750	3-3-6	6.9	0	0	1	1	0	0	11	13.4	
at Va. Tech	* 20	0-5	.000	0-0	.000	3-4	.750	0-4-4	6.7	1	0	0	1	0	0	3	12.9	
Wake Forest	* 25	4-7	.571	0-0	.000	2-4	.500	3-7-10	6.9	2	0	0	2	2	1	10	12.8	
at BC	* 24	1-5	.200	0-0	.000	0-0	.000	1-3-4	6.8	3	0	0	2	1	0	2	12.3	
Virginia	* 16	0-1	.000	0-0	.000	0-0	.000	0-3-3	6.6	1	0	0	1	1	0	0	11.8	
Syracuse	* 29	3-6	.500	0-0	.000	1-2	.500	2-8-10	6.7	1	0	0	1	1	0	7	11.7	
at ND	* 25	3-7	.429	0-0	.000	1-2	.500	0-3-3	6.6	2	0	0	4	0	0	7	11.5	
BC	* 32	6-9	.667	0-0	.000	4-4	1.000	4-5-9	6.7	4	0	2	0	0	1	16	11.6	
at UNC	* 21	6-10	.600	0-0	.000	2-2	1.000	3-5-8	6.7	3	0	0	1	1	1	14	11.7	
Va. Tech	* 19	3-4	.750	0-0	.000	3-6	.500	0-4-4	6.6	3	0	0	2	0	0	9	11.6	

2016-17

Opponent	P	R	A
WCU	13	7	1
at N. Florida	15	8	0
Penn	11	5	0
vs Stanford	3	3	0
vs Iowa State	5	6	0
vs Florida	10	6	1
Rutgers	14	7	0
vs Wofford	2	1	0
SC State	5	3	0
FAU	9	10	0
GW	2	1	0
Columbia	4	1	0
NC State	0	0	1
at Syracuse	6	3	1
Notre Dame	2	0	0
at Pittsburgh	4	3	0
at Wake Forest	9	8	0
at Duke	7	3	0
Boston Coll.	8	3	1
North Carolina	5	1	0
Florida State	7	1	0
at NC State	3	2	0
Virginia Tech	3	5	0
at Louisville	4	3	1
Georgia Tech	13	2	0
Clemson	6	1	0
at Virginia	1	1	0
Duke	2	1	0
at Va Tech	0	1	0
vs Florida St.	5	2	0
vs Syracuse	DNP		
vs UNC	1	1	0
vs Michigan St.	8	0	0

SEASON/CAREER HIGHS

- Points**
Season: 23 at Minnesota, 11/29/17
Career: 23 at Minnesota, 11/29/17
ACC: 20 Florida State, 1/7/18
- Rebounds**
Season: 13 Duke, 1/15/18
Career: 13 Duke, 1/15/18
ACC: 13 Duke, 1/15/18
- Assists**
Season: 2 3x, last vs. BC, 2/24/18
Career: 2 3x, last vs. BC, 2/24/18
ACC: 2 2x, last vs. BC, 2/24/18
- Steals**
Season: 2 3x, last at Florida St., 1/27/18
Career: 2 4x, last at Florida St., 1/27/18
ACC: 2 2x, last at Florida St., 1/27/18
- Blocked Shots**
Season: 3 2x, last vs. Boston U., 12/5/17
Career: 3 2x, last vs. Boston U., 12/5/17
ACC: 3 Virginia Tech, 2/8/17
- Field Goals**
Season: 10 at Minnesota, 11/29/17
Career: 10 at Minnesota, 11/29/17
ACC: 8 2x, last vs. Duke, 1/15/18
- Field-Goal Attempts**
Season: 16 2x, last vs. Duke, 1/15/18
Career: 16 2x, last vs. Duke, 1/15/18
ACC: 16 Duke, 1/15/18
- Free Throws**
Season: 7 Middle Tennessee, 12/25/17
Career: 7 Middle Tennessee, 12/25/17
ACC: 5 2x, last at Georgia Tech, 1/3/18

Free-Throw Attempts

- Season: 8 Middle Tennessee, 12/25/17
Career: 8 Middle Tennessee, 12/25/17
ACC: 7 Florida State, 1/7/18

3-Point Field Goals

- Season: -
Career: -
ACC: -

3-Point Field-Goal Attempts

- Season: 1 3x, last vs. Duke, 1/15/18
Career: 1 5x, last vs. Duke, 1/15/18
ACC: 1 4x, last vs. Duke, 1/15/18

Minutes

- Season: 36 at Florida State, 1/27/18
Career: 36 at Florida State, 1/27/18
ACC: 36 at Florida State, 1/27/18

CAREER DOUBLE-DOUBLES


- 15p, 12r at George Washington, 12/16/17
14p, 10r vs. Navy, 11/12/17
18p, 13r vs. Duke, 1/15/18
18p, 12r vs. Louisville, 1/24/18
10p, 10r vs. Wake Forest, 2/7/18

CAREER STATISTICS

Season	GP	GS	Min.	Avg.	3-Point			Free Throws			Off.	Rebounds			Scoring										
					FG	FGA	Pct.	FT	FTA	Pct.		Def.	Tot.	Avg.	PF	FO	Ast.	TO	Blk	Stl	Pts.	Avg.			
2016-17	32	15	557	17.4	77	145	.531	0	2	.000	33	51	.647	45	54	99	3.1	61	0	6	30	25	13	187	5.8
2017-18	30	30	778	25.9	140	240	.583	0	3	.000	69	98	.704	62	137	199	6.6	60	0	13	41	28	15	349	11.6
TOTAL	62	45	1335	21.5	217	385	.564	0	5	.000	102	149	.685	107	191	298	4.8	121	0	19	71	53	28	536	8.6

ACC TOURNAMENT STATISTICS

Season	GP	GS	Min.	Avg.	3-Point			Free Throws			Off.	Rebounds			Scoring										
					FG	FGA	Pct.	FT	FTA	Pct.		Def.	Tot.	Avg.	PF	FO	Ast.	TO	Blk	Stl	Pts.	Avg.			
2016-17	1	0	11	11.0	0	1	.000	0	0	.000	1	2	.500	0	1	1	1.0	2	0	0	1	2	0	1	1.0



15 EBUKA IZUNDU

Jr. • 6-10 • 235 • Center
Charlotte, N.C. / Lagos, Nigeria
Victory Christian Center

2017-18 HIGHLIGHTS

- Recorded first college double-double in season opener, scoring 14 points and grabbing career-high 10 boards
- Scored seven points and added a pair of blocks in win at Hawai'i (12/23)
- Scored four points, with five rebounds and two blocks at Pitt (12/30)
- Went 7-for-7 from field and scored 15 points in win at NC State (1/21)
- Scored six points and grabbed four boards at Boston College (2/10)
- Scored eight points and pulled down five rebounds in season-high 24 minutes against Virginia (2/13)
- Made first start of season at Notre Dame (2/19) and scored 14 points with eight boards (10 points in game's final 10 minutes); had key putback with 11 seconds remaining to seal game
- Scored 12 points and grabbed five rebounds – all in the first half – in win at UNC (2/27)

2017-18 GAME-BY-GAME

	GS	Min	FG	Pct	3FG	Pct	FT	Pct	O-D-T	Avg	PF	FO	A	TO	Blk	Stl	Pts	Avg
Gard-Webb	22	6-7	.857	0-0	.000	2-4	.500	2-8-10	10.0	4	0	1	1	0	14	14.0		
Navy	19	5-6	.833	0-0	.000	2-3	.667	3-1-4	7.0	2	0	2	2	2	1	12	13.0	
Florida A&M	21	2-4	.500	0-0	.000	0-2	.000	4-2-6	6.7	0	0	0	1	3	0	4	10.0	
vs. La Salle	12	1-1	1.000	0-0	.000	1-1	1.000	1-1-2	5.5	4	0	0	2	0	1	3	8.3	
N. Florida	11	2-2	1.000	0-0	.000	1-2	.500	2-5-7	5.8	0	0	0	3	0	0	5	7.6	
at Minnesota	13	0-0	.000	0-0	.000	0-0	.000	2-1-3	5.3	3	0	1	1	2	0	0	6.3	
vs. Princeton	20	3-4	.750	0-0	.000	0-0	.000	2-2-4	5.1	3	0	0	1	0	0	6	6.3	
Boston U.	19	0-1	.000	0-0	.000	0-2	.000	3-2-5	5.1	4	0	0	1	0	1	0	5.5	
at GW	14	1-2	.500	0-0	.000	0-0	.000	3-0-3	4.9	1	0	0	0	1	1	2	5.1	
at Hawai'i	11	3-6	.500	0-0	.000	1-2	.500	2-1-3	4.7	1	0	0	0	2	0	7	5.3	
vs NMSU	17	2-4	.500	0-0	.000	0-0	.000	0-3-3	4.5	2	0	0	2	0	1	4	5.2	
vs MTSU	8	1-2	.500	0-0	.000	0-0	.000	1-1-2	4.3	3	0	0	2	0	0	2	4.9	
at Pitt	17	2-4	.500	0-0	.000	0-0	.000	2-3-5	4.4	1	0	1	0	2	0	4	4.8	
at Ga. Tech	6	0-0	.000	0-0	.000	0-0	.000	0-1-1	4.1	4	0	0	1	0	0	0	4.5	
FSU	14	2-3	.667	0-0	.000	0-0	.000	0-1-1	3.9	4	0	0	1	0	0	4	4.5	
at Clemson	13	0-0	.000	0-0	.000	0-2	.000	1-2-3	3.9	2	0	0	0	0	1	0	4.2	
Duke	12	1-4	.250	0-0	.000	0-0	.000	2-1-3	3.8	1	0	0	1	0	0	2	4.1	
at NC State	19	7-7	1.000	0-0	.000	1-2	.500	0-3-3	3.8	5	1	0	1	0	0	15	4.7	
Louisville	10	1-2	.500	0-0	.000	0-0	.000	0-1-1	3.6	2	0	0	1	0	0	2	4.5	
at FSU	9	1-1	1.000	0-0	.000	0-0	.000	0-0-0	3.5	3	0	0	0	1	0	2	4.4	
Pittsburgh	12	2-3	.667	0-0	.000	0-0	.000	2-2-4	3.5	1	0	0	0	1	0	4	4.4	
at Va. Tech	9	2-4	.500	0-0	.000	1-1	1.000	1-1-2	3.4	1	0	0	0	0	1	5	4.4	
Wake Forest	11	1-1	1.000	0-0	.000	1-2	.500	0-2-2	3.3	1	0	0	0	0	1	3	4.3	
at BC	13	3-3	1.000	0-0	.000	0-2	.000	3-1-4	3.4	3	0	0	1	0	0	6	4.4	
Virginia	24	4-6	.667	0-0	.000	0-0	.000	3-2-5	3.4	3	0	0	1	1	1	8	4.6	
Syracuse	12	1-1	1.000	0-0	.000	0-0	.000	1-1-2	3.4	0	0	0	0	0	1	2	4.5	
at ND	* 26	7-8	.875	0-0	.000	0-1	.000	4-4-8	3.6	4	0	0	0	2	3	14	4.8	
BC	* 15	2-3	.667	0-0	.000	0-0	.000	4-2-6	3.6	1	0	0	2	0	0	4	4.8	
at UNC	19	5-6	.833	0-0	.000	2-2	1.000	1-4-5	3.7	3	0	0	0	1	12	5.0		
Va. Tech	11	2-3	.667	0-0	.000	0-0	.000	1-2-3	3.7	3	0	0	0	0	0	4	5.0	

Opponent	2016-17			2015-16			
	P	R	A	P	R	A	
WCU	13	7	1	UTRGV	0	0	0
at N. Florida	15	8	0	Louisiana	0	0	0
vs Stanford	0	3	0	vs. Miss. St.	11	7	0
vs Iowa State	0	3	0	vs. Utah	4	3	1
vs Florida	0	0	0	Charlotte	0	0	1
Rutgers	4	2	0	Florida	0	1	0
vs Wofford	9	5	0	Charleston	1	0	0
SC State	9	3	0	at La Salle	6	4	0
FAU	2	2	0	at Clemson	0	0	0
GW	12	4	0	Pittsburgh	2	0	0
Columbia	6	3	1	at Florida St.	0	0	0
NC State	3	7	0	Virginia Tech	0	0	0
at Syracuse	0	2	0	at UNC	6	2	1
Notre Dame	2	4	0	at Virginia Tech	2	0	0
at Pittsburgh	2	2	0	vs. Villanova	0	2	0
at Wake	6	5	0				
at Duke	0	2	1				
Boston College	0	2	0				
UNC	0	3	0				
Florida State	0	1	0				
at NC State	16	6	0				
Virginia Tech	8	1	1				
at Louisville	8	5	0				
Georgia Tech	2	3	0				
Clemson	12	2	1				
at Virginia	6	3	1				
Duke	3	5	0				
at Va. Tech	0	2	0				
vs Florida St.	0	2	0				
vs Syracuse	0	1	0				
vs UNC	1	12	5				
vs Michigan St.	5	3	0				

SEASON/CAREER HIGHS

- Points**
Season: 15 at NC State, 1/21/18
Career: 16 at NC State, 2/4/17
ACC: 16 at NC State, 2/4/17
- Rebounds**
Season: 10 Gardner-Webb, 11/10/17
Career: 10 Gardner-Webb, 11/10/17
ACC: 7 NC State, 12/31/16
- Assists**
Season: 2 Navy, 11/12/17
Career: 2 Navy, 11/12/17
ACC: 1 6x, last at Pitt, 12/30/17
- Steals**
Season: 3 at Notre Dame, 2/19/18
Career: 3 at Notre Dame, 2/19/18
ACC: 3 at Notre Dame, 2/19/18
- Blocked Shots**
Season: 3 Florida A&M, 11/16/17
Career: 3 4x, last vs. Florida A&M, 11/16/17
ACC: 3 Notre Dame, 1/12/17
- Field Goals**
Season: 7 2x, last at Notre Dame, 2/19/18
Career: 7 2x, last at Notre Dame, 2/19/18
ACC: 7 2x, last at Notre Dame, 2/19/18
- Field-Goal Attempts**
Season: 8 at Notre Dame, 2/19/18
Career: 10 Clemson, 2/18/17
ACC: 10 Clemson, 2/18/17
- Free Throws**
Season: 2 3x, last at UNC, 2/27/18
Career: 5 vs. Mississippi State, 11/19/15
ACC: 4 2x, last at NC State, 2/4/17
- Free-Throw Attempts**
Season: 4 Gardner-Webb, 11/10/17
Career: 7 vs. Mississippi State, 11/19/15
ACC: 6 at North Carolina, 2/20/16
- Minutes**
Season: 26 at Notre Dame, 2/19/18
Career: 27 at NC State, 2/4/17
ACC: 27 at NC State, 2/4/17

CAREER DOUBLE-DOUBLES

14p, 10r vs. Gardner-Webb, 11/10/17

CAREER STATISTICS										3-Point			Free Throws			Rebounds				Scoring					
Season	GP	GS	Min.	Avg.	FG	FGA	Pct.	FG	FGA	Pct.	FT	FTA	Pct.	Off.	Def.	Tot.	Avg.	PF	FO	Ast.	TO	Blk	Stl	Pts.	Avg.
2015-16	15	0	79	5.3	10	16	.625	0	0	.000	12	19	.632	13	6	19	1.3	17	0	3	5	3	2	32	2.1
2016-17	32	9	417	13.0	53	98	.541	0	0	.000	29	42	.690	47	50	97	3.0	75	2	6	27	25	7	135	4.2
2017-18	30	2	439	14.6	69	98	.704	0	0	.000	12	28	.429	50	60	110	3.7	69	1	5	25	18	14	150	5.0
TOTAL	77	11	935	12.1	132	212	.623	0	0	.000	53	89	.596	110	116	226	2.9	161	3	14	57	46	23	317	4.1
ACC TOURNAMENT STATISTICS										3-Point			Free Throws			Rebounds				Scoring					
Season	GP	GS	Min.	Avg.	FG	FGA	Pct.	FG	FGA	Pct.	FT	FTA	Pct.	Off.	Def.	Tot.	Avg.	PF	FO	Ast.	TO	Blk	Stl	Pts.	Avg.
2015-16	DNP																								
2016-17	2	0	22	11.0	0	2	.000	0	0	.000	2	4	.500	2	1	3	1.5	4	0	0	0	1	0	2	1.0
TOTAL	2	0	22	11.0	0	2	.000	0	0	.000	2	4	.500	2	1	3	1.5	4	0	0	0	1	0	2	1.0



3 ANTHONY LAWRENCE II

Jr. • 6-7 • 210 • Guard
St. Petersburg, Fla.
Lakewood Senior HS

2017-18 HIGHLIGHTS

- Has recorded seven or more rebounds in 14 games
- Ranks 14th in ACC in rebounding (6.6)
- In ACC games only, he is third in steals (1.83/game) and 13th in rebounding (7.0)
- Scored 10 points on 4-for-5 shooting and grabbed seven boards in win over Navy (11/12)
- Had a stat sheet stuffer game against La Salle (11/22): set career high with 10 rebounds and tied his career highs in assists (5) and blocks (3)
- Scored 14 points and added three steals against North Florida (11/25)
- Recorded eight points and seven boards while fouling out in win at No. 12 Minnesota (11/29)

- Recorded 10 rebounds against Princeton (12/2)
- Dished out career-high six assists while playing 33 minutes against Boston U. (12/5)
- Scored team-high 12 points (10 in first half), with six boards, three blocks at Pitt (12/30)
- Pulled down career-high 12 rebounds in back-to-back games at Georgia Tech (1/3) and vs. Florida State (1/7); first UM player to record two straight 12-plus rebound games since Tonye Jikiri in January 2016
- Scored season-high 16 points at Clemson (1/13)
- Had strong game against Duke with 13 points, seven rebounds, career-high five steals (1/15)

- Recorded 19 points at Florida State (1/27)
- Recorded first career double-double with 10 points, 10 rebounds vs. Pitt (1/31)
- Had big double-double at Virginia Tech with career highs in points (25) and rebounds (13) as well as three blocks (2/3)
- Had seven points, six rebounds, six assists and two steals at Notre Dame (2/19)
- Scored 13 points and added nine rebounds in win against BC (2/24)

2017-18 GAME-BY-GAME

	GS	Min	FG	Pct	3FG	Pct	FT	Pct	O-D-T	Avg	PF	FO	A	TO	Blk	Stl	Pts	Avg
Gard-Webb	* 22	1-4	.250	1-3	.333	0-0	.000	3-4-7	7.0	3	0	1	0	0	2	3	3.0	
Navy	* 30	4-5	.800	1-2	.500	1-2	.500	0-7-7	7.0	1	0	2	2	2	1	10	6.5	
Florida A&M	* 25	4-6	.667	3-5	.600	0-4	.000	0-4-4	6.0	3	0	1	2	0	0	11	8.0	
vs. La Salle	* 27	2-6	.333	1-2	.500	2-3	.667	5-5-10	7.0	4	0	5	1	3	1	7	7.8	
N. Florida	* 27	4-7	.571	1-2	.000	6-7	.857	3-1-4	6.4	3	0	3	1	0	3	14	9.0	
at Minn.	* 25	3-6	.500	2-3	.667	0-0	.000	0-7-7	6.5	5	1	4	2	0	1	8	8.8	
vs. Prince.	* 31	2-6	.333	1-3	.333	0-0	.000	1-9-10	7.0	0	0	3	3	2	0	5	8.3	
Boston U.	* 33	1-5	.200	1-4	.250	2-3	.667	0-2-2	6.4	2	0	6	3	0	1	5	7.9	
at GW	* 31	2-5	.400	1-2	.500	0-0	.000	1-8-9	6.7	3	0	3	1	1	0	5	7.6	
at Hawai'i	* 27	5-7	.714	0-1	.000	1-1	1.000	2-2-4	6.4	4	0	0	1	1	1	11	7.9	
vs NMSU	* 29	1-3	.333	0-2	.000	2-2	1.000	1-3-4	6.2	2	0	1	2	2	0	4	7.5	
vs MTSU	* 34	2-3	.667	2-2	1.000	3-4	.750	3-2-5	6.1	2	0	2	2	1	0	9	7.7	
at Pitt	* 28	5-11	.455	0-1	.000	0-0	.000	1-5-6	6.1	2	0	2	4	3	1	12	8.0	
at Ga. Tech	* 32	4-8	.500	0-1	.000	1-2	.500	3-9-12	6.5	3	0	1	1	0	1	9	8.1	
FSU	* 32	0-2	.000	0-0	.000	2-2	1.000	0-12-12	6.9	4	0	2	5	0	1	2	7.7	
at Clemson	* 33	6-12	.500	2-6	.333	2-4	.500	3-1-4	6.7	2	0	0	1	1	2	16	8.2	
Duke	* 36	5-9	.556	3-5	.600	0-0	.000	0-7-7	6.7	2	0	1	2	2	5	13	8.5	
at NC State	* 32	5-8	.625	3-4	.750	2-3	.667	1-2-3	6.5	2	0	4	2	0	1	15	8.8	
Louisville	* 34	1-7	.143	0-1	.000	0-0	.000	2-4-6	6.5	4	0	1	2	2	1	2	8.5	
at FSU	* 33	7-11	.636	4-6	.667	1-1	1.000	1-4-5	6.4	4	0	1	0	0	2	19	9.0	
Pitt	* 32	5-11	.455	0-1	.000	0-0	.000	2-8-10	6.6	2	0	3	0	0	2	10	9.0	
at Va. Tech	* 36	9-10	.900	3-3	1.000	4-5	.800	4-9-13	6.9	4	0	2	1	3	1	25	9.8	
Wake Forest	* 30	1-4	.250	0-2	.000	2-4	.500	0-4-4	6.7	2	0	2	2	0	3	4	9.5	
at BC	* 31	1-5	.200	1-3	.333	3-5	.600	2-7-9	6.8	1	0	4	2	1	2	6	9.4	
Virginia	* 32	0-7	.000	0-3	.000	2-2	1.000	1-6-7	6.8	1	0	2	0	1	2	2	9.1	
Syracuse	* 36	2-9	.222	0-2	.000	0-0	.000	1-3-4	6.7	1	0	5	2	0	3	4	8.9	
at ND	* 34	2-7	.286	1-5	.200	2-3	.667	1-5-6	6.7	1	0	6	3	0	2	7	8.8	
BC	* 37	5-13	.385	2-7	.286	1-1	1.000	1-8-9	6.8	2	0	0	3	1	1	13	9.0	
at UNC	* 26	2-5	.400	0-1	.000	2-2	1.000	1-2-3	6.7	3	0	2	1	0	1	6	8.9	
Va. Tech	30	3-6	.500	2-4	.500	0-0	.000	0-6-6	6.6	2	0	3	0	2	2	8	8.8	

Opponent	2016-17			2015-16			
	P	R	A	P	R	A	
WCU	14	5	1	UTRGV	1	2	0
at N. Florida	4	4	0	Louisiana	12	6	4
Penn	0	3	2	vs. Miss. St.	10	4	2
vs Stanford	18	3	1	vs. Utah	0	0	2
vs Iowa State	6	2	0	vs. Butler	7	1	1
vs Florida	2	3	2	Northeastern	0	1	0
Rutgers	8	4	0	at Nebraska	13	7	0
vs Wofford	3	5	1	Charlotte	9	1	1
SC State	5	7	1	Charleston	11	2	1
FAU	13	6	0	at La Salle	2	2	3
GW	2	2	2	Princeton	0	1	0
Columbia	10	5	1	Syracuse	1	2	0
NC State	6	5	1	Florida State	0	0	0
at Syracuse	0	0	1	at Virginia	0	1	0
Notre Dame	6	9	1	at Clemson	3	1	0
at Pittsburgh	9	5	2	at BC	0	0	1
at Wake	16	0	2	Wake Forest	0	0	0
at Duke	0	0	0	at NC State	0	0	0
Boston Coll.	7	6	1	Notre Dame	18	2	0
North Carolina	3	4	4	at Ga Tech	5	3	3
Florida State	2	2	1	Pittsburgh	2	1	0
at NC State	19	4	2	at Florida St	3	1	1
Virginia Tech	12	4	3	Virginia Tech	5	2	0
at Louisville	7	3	3	at UNC	11	4	2
Georgia Tech	4	4	2	Virginia	1	3	2
Clemson	10	4	5	Louisville	3	2	1
at Virginia	4	6	5	at Notre Dame	0	1	2
Duke	2	3	2	at Va Tech	2	4	0
at Va Tech	18	5	1	vs. Va Tech	4	2	1
vs Florida St	2	1	1	vs. Virginia	5	4	0
vs Syracuse	3	2	4	vs. Buffalo	0	0	0
vs UNC	6	3	1	vs. Wichita St	0	2	0
vs Mich. State	3	3	0	vs. Villanova	8	1	0

SEASON/CAREER HIGHS

- Points**
Season: 25 at Virginia Tech, 2/3/18
Career: 25 at Virginia Tech, 2/3/18
ACC: 25 at Virginia Tech, 2/3/18
- Rebounds**
Season: 13 at Virginia Tech, 2/3/18
Career: 13 at Virginia Tech, 2/3/18
ACC: 13 at Virginia Tech, 2/3/18
- Assists**
Season: 6 2x, last at Notre Dame, 2/19/18
Career: 6 2x, last at Notre Dame, 2/19/18
ACC: 6 at Notre Dame, 2/19/18
- Steals**
Season: 5 Duke, 1/15/18
Career: 5 Duke, 1/15/18
ACC: 5 Duke, 1/15/18
- Blocked Shots**
Season: 3 3x, last at Virginia Tech, 2/3/18
Career: 3 4x, last at Virginia Tech, 2/3/18
ACC: 3 2x, last at Virginia Tech, 2/3/18
- Field Goals**
Season: 9 at Virginia Tech, 2/3/18
Career: 9 at Virginia Tech, 2/3/18
ACC: 9 at Virginia Tech, 2/3/18
- Field-Goal Attempts**
Season: 13 Boston College, 2/24/18
Career: 13 Boston College, 2/24/18
ACC: 13 Boston College, 2/24/18
- Free Throws**
Season: 6 North Florida, 11/25/17
Career: 6 North Florida, 11/25/17
ACC: 4 6x, last at Virginia Tech, 2/3/18
- Free-Throw Attempts**
Season: 7 North Florida, 11/25/17
Career: 7 North Florida, 11/25/17
ACC: 5 3x, last at Virginia Tech, 2/3/18
- 3-Point Field Goals**
Season: 4 at Florida State, 1/27/18
Career: 4 3x, last at Florida State, 1/27/18
ACC: 4 3x, last at Florida State, 1/27/18
- 3-Point Field-Goal Attempts**
Season: 7 Boston College, 2/24/18
Career: 9 5x, at Virginia Tech, 2/27/17
ACC: 9 4x, at Virginia Tech, 2/27/17
- Minutes**
Season: 37 Boston College, 2/24/18
Career: 40 at Virginia, 2/20/17
ACC: 40 at Virginia, 2/20/17

CAREER DOUBLE-DOUBLES

10p, 10r vs. Pitt, 1/31/18
25p, 13r at Virginia Tech, 2/3/18

CAREER STATISTICS

Season	GP	GS	Min.	Avg.	FG	FGA	Pct.	3-Point FG	3-Point FGA	3-Point Pct.	Free Throws FT	Free Throws FTA	Free Throws Pct.	Off.	Rebounds Def.	Rebounds Tot.	Avg.	PF	FO	Ast.	TO	Blk	Stl	Scoring Pts.	Avg.
2015-16	33	0	397	12.0	47	92	.511	18	42	.429	24	40	.600	29	34	63	1.9	39	0	27	13	11	17	136	4.1
2016-17	33	18	857	26.0	72	173	.416	35	99	.354	45	62	.726	27	97	124	3.8	78	1	57	47	15	42	224	6.8
2017-18	30	29	925	30.8	94	204	.461	36	86	.419	41	60	.683	43	156	199	6.6	74	1	72	51	28	43	265	8.8
TOTAL	96	47	2179	22.7	213	469	.454	89	227	.392	110	162	.679	99	287	386	4.0	191	2	156	111	54	102	625	6.5

ACC TOURNAMENT STATISTICS

Season	GP	GS	Min.	Avg.	FG	FGA	Pct.	3-Point FG	3-Point FGA	3-Point Pct.	Free Throws FT	Free Throws FTA	Free Throws Pct.	Off.	Rebounds Def.	Rebounds Tot.	Avg.	PF	FO	Ast.	TO	Blk	Stl	Scoring Pts.	Avg.
2015-16	2	0	26	13.0	3	4	.750	0	1	.000	3	4	.750	1	5	6	3.0	3	0	1	1	0	0	9	4.5
2016-17	2	2	62	31.0	3	9	.333	3	7	.429	0	0	.000	2	3	5	2.5	6	0	5	4	1	4	9	4.5
TOTAL	4	2	88	22.0	6	13	.461	3	8	.385	3	4	.750	3	8	11	2.8	9	0	6	5	1	4	18	4.5



2 CHRIS LYKES

Fr. • 5-7 • 161 • Guard
Mitchellville, Md.
Gonzaga College HS

2017-18 HONORS

- All-ACC Academic Team
- ACC Rookie of the Week - Jan. 8

2017-18 HIGHLIGHTS

- Averaging 11.9 points per game in ACC play (second on team)
- Scored in double figures in 12 ACC games, including eight of last 10
- Averaging team-high 13.8 points per game over last 10 games since Bruce Brown Jr.'s injury
- Averaging 13.1 ppg in his seven starts
- Has hit at least one 3-pointer in 25 of 30 games, including two or more in 17 contests
-
- Hit a 3-pointer and played 18 minutes in college debut against Gardner-Webb (11/10)
- Scored 13 points and dished out four assists in win over Florida A&M (11/16)
- Scored 10 points and added three steals in win at No. 12 Minnesota (11/29)
- Recorded 10 points (2-3 3FG) in ACC opener at Pitt (12/30)

- Scored eight points and handed out five assists at Georgia Tech (1/3)
- Recorded 18 points on 6-of-10 shooting in 25 minutes in win over Florida State (1/7)
- Named ACC Rookie of Week on Jan. 8 after GT/FSU performances
- Scored 13 points (3-5 3FG) at Clemson (1/13)
- Made first college start at NC State (1/21)
- Started and played season-high 33 minutes against Pitt, scoring 13 points and dishing out five assists (1/31)
- Scored 16 points at Boston College (2/10)
- Scored career-high 19 points (17 in second half) against Virginia (2/13)
- Scored 15 points, including 11 in the game's final four minutes, in comeback win over Boston College (2/24)
- Recorded team-high 18 points, including four 3-pointers, in victory at UNC (2/27)
- Scored 15 points and dished out season-high seven assists against Virginia Tech (3/3); hit go-ahead free throw with three seconds remaining

CAREER HIGHS

Points

Career: 19 Virginia, 2/13/18
ACC: 19 Virginia, 2/13/18

Rebounds

Career: 5 at Hawai'i, 12/23/17
ACC: 3 2x, last at BC, 2/10/18

Assists

Career: 7 Virginia Tech, 3/3/18
ACC: 7 Virginia Tech, 3/3/18

Steals

Career: 3 at Minnesota, 11/29/17
ACC: 2 Virginia Tech, 3/3/18

Blocked Shots

Career: 1 at NC State, 1/21/18
ACC: 1 at NC State, 1/21/18

Field Goals

Career: 6 2x, last at UNC, 2/27/18
ACC: 6 2x, last at UNC, 2/13/18

Field-Goal Attempts

Career: 16 Syracuse, 2/17/18
ACC: 16 Syracuse, 2/17/18

Free Throws

Career: 7 Boston College, 2/24/18
ACC: 7 Boston College, 2/24/18

Free-Throw Attempts

Career: 8 Florida State, 1/7/18
ACC: 8 Florida State, 1/7/18

3-Point Field Goals

Career: 4 at North Carolina, 2/27/18
ACC: 4 at North Carolina, 2/27/18

3-Point Field-Goal Attempts

Career: 10 Syracuse, 2/17/18
ACC: 10 Syracuse, 2/17/18

Minutes

Career: 34 Syracuse, 2/17/18
ACC: 34 Syracuse, 2/17/18

2017-18 GAME-BY-GAME

	GS	Min	FG	Pct	3FG	Pct	FT	Pct	O-D-T	Avg	PF	FO	A	TO	Blk	Stl	Pts	Avg
Gardner-Webb	18	1-6	.167	1-5	.200	0-0	.000	0-1-1	1.0	3	0	1	4	0	1	3	3.0	
Navy	17	3-5	.600	2-2	1.000	0-0	.000	0-1-1	1.0	2	0	2	0	0	2	8	5.5	
Florida A&M	21	4-7	.571	3-6	.500	2-3	.667	0-1-1	1.0	2	0	4	1	0	1	13	8.0	
vs. La Salle	6	0-2	.000	0-0	.000	0-0	.000	0-1-1	1.0	2	0	0	1	0	0	0	6.0	
North Florida	19	4-9	.444	2-5	.400	0-1	.000	0-0-0	0.8	2	0	4	1	0	1	10	6.8	
at Minnesota	19	4-8	.500	2-6	.333	0-0	.000	0-1-1	0.8	3	0	0	1	0	3	10	7.3	
vs. Princeton	13	2-6	.333	1-3	.333	0-0	.000	0-1-1	0.9	2	0	2	1	0	1	5	7.0	
Boston University	20	3-5	.600	2-3	.667	0-0	.000	0-0-0	0.8	1	0	0	2	0	0	8	7.1	
at George Washington	12	1-5	.200	1-3	.333	0-0	.000	0-0-0	0.7	2	0	1	1	0	0	3	6.7	
at Hawai'i	19	3-7	.429	1-3	.333	0-0	.000	1-4-5	1.1	1	0	0	1	0	1	7	6.7	
vs New Mexico State	11	0-5	.000	0-4	.000	1-2	.500	0-1-1	1.1	2	0	0	2	0	0	1	6.2	
vs Middle Tennessee	17	3-5	.600	2-3	.667	0-0	.000	0-0-0	1.0	2	0	2	1	0	1	8	6.3	
at Pittsburgh	17	3-5	.600	2-3	.667	2-2	1.000	0-1-1	1.0	2	0	0	3	0	0	10	6.6	
at Georgia Tech	20	2-10	.200	2-8	.250	2-2	1.000	0-0-0	0.9	2	0	5	3	0	0	8	6.7	
Florida State	25	6-10	.600	2-4	.500	4-8	.500	1-0-1	0.9	3	0	2	1	0	1	18	7.5	
at Clemson	26	5-8	.625	3-5	.600	0-0	.000	0-1-1	0.9	1	0	1	3	0	1	13	7.8	
Duke	27	5-13	.385	1-6	.167	2-2	1.000	0-1-1	0.9	1	0	2	1	0	0	13	8.1	
at NC State	* 22	3-7	.429	0-2	.000	0-0	.000	0-2-2	1.0	1	0	5	2	1	1	6	8.0	
Louisville	20	2-6	.333	2-6	.333	3-5	.600	0-0-0	0.9	1	0	4	0	0	1	9	8.1	
at Florida State	13	0-4	.000	0-3	.000	0-0	.000	0-0-0	0.9	3	0	5	1	0	0	0	7.7	
Pittsburgh	* 33	3-10	.300	2-6	.333	5-8	.625	0-3-3	1.0	2	0	5	2	0	0	13	7.9	
at Virginia Tech	* 21	2-4	.500	1-3	.333	1-2	.500	0-2-2	1.0	2	0	0	4	0	0	6	7.8	
Wake Forest	* 31	3-8	.375	1-3	.333	6-7	.857	0-2-2	1.1	2	0	5	2	0	1	13	8.0	
at Boston College	* 30	5-11	.455	2-6	.333	4-5	.800	0-3-3	1.2	3	0	2	4	0	1	16	8.4	
Virginia	* 27	6-12	.500	3-7	.429	4-5	.800	0-1-1	1.2	4	0	1	2	0	0	19	8.8	
Syracuse	* 34	4-16	.250	2-10	.200	4-6	.667	0-0-0	1.1	1	0	4	1	0	0	14	9.0	
at Notre Dame	18	4-5	.800	0-1	.000	1-2	.500	0-1-1	1.1	1	0	1	0	0	1	9	9.0	
Boston College	20	4-9	.444	0-3	.000	7-7	1.000	0-0-0	1.1	4	0	3	2	0	1	15	9.2	
at North Carolina	* 29	6-12	.500	4-8	.500	2-2	1.000	0-1-1	1.1	3	0	4	5	0	1	18	9.5	
Virginia Tech	28	3-7	.429	3-6	.500	6-9	.667	0-1-1	1.1	3	0	7	4	0	2	15	9.7	

CAREER STATISTICS

Season	GP	GS	Min.	Avg.	FG	FGA	Pct.	3-Point	Free Throws	Rebounds	PF	FO	Ast.	TO	Blk	Stl	Scoring								
								FG	FTA								Pts. Avg.								
2017-18	30	8	633	21.1	94	227	.414	47	133	.353	56	78	.718	2	30	32	1.1	63	0	72	56	1	22	291	9.7



14 RODNEY MILLER JR.

So. • 7-0 • 255 • Center
Laurelton, N.Y.
Oak Hill Academy

2017-18 HIGHLIGHTS

- Has played in 14 games off bench, including seven in ACC play
- Scored four points in five minutes of action against Navy (11/12)
- Played season-high six minutes against Middle Tennessee (12/25)
- Scored two points and matched career high with three rebounds at Virginia Tech (2/3)

2017-18 GAME-BY-GAME

	GS	Min	FG	Pct	3FG	Pct	FT	Pct	O-D-T	Avg	PF	FO	A	TO	Blk	Stl	Pts	Avg
Gardner-Webb	4	0-1	.000	0-0	.000	0-1	.000	0-1-1	1.0	0	0	0	0	0	0	0	0	0.0
Navy	5	2-3	.667	0-0	.000	0-2	.000	0-0-0	0.5	1	0	0	0	0	0	0	4	2.0
Florida A&M vs. La Salle	6	1-1	1.000	0-0	.000	0-0	.000	0-1-1	0.7	0	0	0	0	0	0	0	2	2.0
North Florida at Minnesota	1	0-0	.000	0-0	.000	0-1	.000	0-0-0	0.5	0	0	0	0	0	0	0	0	1.5
vs. Princeton	DNP																	
Boston University at George Washington at Hawai'i	3	1-1	1.000	0-0	.000	0-1	.000	0-0-0	0.4	0	0	0	0	0	0	0	2	1.6
vs. New Mexico State vs Middle Tennessee at Pittsburgh	DNP																	
at Georgia Tech	3	0-0	.000	0-0	.000	0-0	.000	0-1-1	0.5	1	0	0	1	0	0	0	0	1.3
Florida State at Clemson	6	1-1	1.000	0-0	.000	0-0	.000	0-0-0	0.4	2	0	0	1	0	0	2	1.4	
Duke at NC State	3	0-2	.000	0-0	.000	0-0	.000	0-0-0	0.4	0	0	0	0	0	0	0	0	1.3
Louisville at Florida State	1	0-0	.000	0-0	.000	0-0	.000	0-0-0	0.3	0	0	0	0	0	0	0	0	1.1
Pittsburgh at Virginia Tech	DNP																	
Wake Forest at Boston College	DNP																	
Virginia at Syracuse	4	1-2	.500	0-0	.000	0-0	.000	2-1-3	0.6	1	0	0	1	1	0	2	1.2	
at Notre Dame	3	0-0	.000	0-0	.000	1-2	.500	0-0-0	0.5	0	0	0	0	0	0	1	1.2	
Boston College at North Carolina	2	0-0	.000	0-0	.000	0-0	.000	0-0-0	0.5	0	0	0	0	0	0	0	0	1.1
Virginia Tech	DNP																	
	DNP																	
	3	0-0	.000	0-0	.000	0-2	.000	0-0-0	0.5	1	0	0	0	0	0	0	0	1.0
	DNP																	
	DNP																	
	3	1-1	1.000	0-0	.000	0-1	.000	0-0-0	0.4	1	0	0	0	0	0	2	1.1	

SEASON/CAREER HIGHS

Points
 Season: 4 Navy, 11/12/17
 Career: 5 Western Carolina, 11/11/16
 ACC: 2 3x, last vs. Virginia Tech, 3/3/18

Rebounds
 Season: 3 at Virginia Tech, 2/3/18
 Career: 3 2x, last at Virginia Tech, 2/3/18
 ACC: 3 at Virginia Tech, 2/3/18

Assists

Season: -
 Career: -
 ACC: -

Steals

Season: -
 Career: -
 ACC: -

Blocked Shots

Season: 1 at Virginia Tech, 2/3/18
 Career: 1 at Virginia Tech, 2/3/18
 ACC: 1 at Virginia Tech, 2/3/18

Field Goals

Season: 2 Navy, 11/12/17
 Career: 2 at North Florida, 11/16/16
 ACC: 1 2x last at Virginia Tech, 2/3/18

Field-Goal Attempts

Season: 3 Navy, 11/12/17
 Career: 4 Western Carolina, 11/11/16
 ACC: 3 vs. North Carolina, 3/9/17

Free Throws

Season: 1 Wake Forest, 2/7/18
 Career: 3 Western Carolina, 11/11/16
 ACC: 1 2x, last vs. Wake Forest, 2/7/18

Free-Throw Attempts

Season: 2 3x, last at Notre Dame, 2/19/18
 Career: 6 Western Carolina, 11/11/16
 ACC: 2 3x, last at Notre Dame, 2/19/18

3-Point Field Goals

Season: -
 Career: -
 ACC: -

3-Point Field-Goal Attempts

Season: -
 Career: -
 ACC: -

Minutes

Season: 6 2x, last vs. New Mexico State, 12/23/17
 Career: 11 at North Florida, 11/16/16
 ACC: 8 vs. North Carolina, 3/9/17

2016-17

Opponent	P	R	A
WCU	5	2	0
at North Florida	4	3	0
Penn	2	0	0
vs Florida	0	0	0
Rutgers	0	0	0
SC State	0	2	0
FAU	0	0	0
NC State	0	0	0
at Syracuse	0	0	0
at Pittsburgh	0	0	0
at Wake Forest	1	0	0
Florida State	0	0	0
at Louisville	0	0	0
vs North Carolina	2	1	0
vs Michigan St.	0	1	0

CAREER STATISTICS

Season	GP	GS	Min.	Avg.	3-Point			Free Throws			Rebounds			Scoring											
					FG	FGA	Pct.	FT	FTA	Pct.	Off.	Def.	Tot.	Avg.	PF	FO	Ast.	TO	Blk	Stl	Pts.	Avg.			
2016-17	15	0	57	3.8	5	11	.455	0	0	.000	4	9	.444	4	5	9	0.6	6	0	0	1	1	0	14	0.9
2017-18	14	0	47	3.4	7	12	.583	0	0	.000	1	10	.100	2	4	6	0.4	7	0	0	3	1	0	15	1.1
TOTAL	29	0	104	3.6	12	23	.522	0	0	.000	5	19	.263	6	9	15	0.5	13	0	0	4	2	0	29	1.0

ACC TOURNAMENT STATISTICS

Season	GP	GS	Min.	Avg.	3-Point			Free Throws			Rebounds			Scoring											
					FG	FGA	Pct.	FT	FTA	Pct.	Off.	Def.	Tot.	Avg.	PF	FO	Ast.	TO	Blk	Stl	Pts.	Avg.			
2016-17	1	0	8	8.0	1	3	.333	0	0	.000	0	0	.000	1	0	1	1.0	1	0	0	0	0	0	2	2.0



O JA'QUAN NEWTON

Sr. • 6-3 • 191 • Guard
Philadelphia, Pa.
Neumann-Goretti HS

CAREER

- Leads team with 125 career games played (55 starts), which is eighth most in program history (moves to seventh with next appearance)
- Has been a part of 95 wins at Miami
- Became 38th Hurricane to reach 1,000 career points on Jan. 3 at Georgia Tech (1,115 career points)
- Currently in 31st place in career scoring at Miami (needs three points for 30th, seven for 29th)
- One of 12 active 1,000-point scorers in the ACC
- With 306 career assists, he stands in 10th place in Miami history
- Scored in double figures in 13 contests (Miami is 12-1 in those games)

2017-18 HIGHLIGHTS

- Recorded 15 points and four assists in win over FAMU (11/16)
- Scored a dozen points and matched a career high with nine assists in win at No. 12 Minnesota (11/29)
- Scored 16 points in win at Hawai'i (12/23)
- Averaged 10.0 points per game in three games at Diamond Head Classic
- Recorded nine points and six assists against Middle Tennessee (12/25)
- Scored 11 points and had four assists in ACC opener at Pitt (12/30)
- Reached 1,000-career point mark in first half at Georgia Tech (1/3)
- Dished out seven assists in win at NC State (1/21)
- Scored 12 points and racked up seven rebounds in OT win over Louisville (1/24)
- Scored 12 points in win at Virginia Tech (2/3)

SEASON/CAREER HIGHS

Points	
Season:	16 2x, last vs. Wake Forest, 2/7/18
Career:	23 Boston College, 1/25/17
ACC:	23 Boston College, 1/25/17
Rebounds	
Season:	7 Louisville, 1/24/18
Career:	9 Columbia, 12/28/16
ACC:	7 2x, last vs. Louisville, 1/24/18
Assists	
Season:	9 at Minnesota, 11/29/17
Career:	9 2x, last at Minnesota, 11/29/17
ACC:	7 3x, last at NC State, 1/21/17
Steals	
Season:	3 2x, last vs. Boston U., 12/5/17
Career:	4 2x, last at NC State, 1/30/16
ACC:	4 at NC State, 1/30/16
Blocked Shots	
Season:	2 Boston U., 12/5/17
Career:	2 Boston U., 12/5/17
ACC:	2 Boston U., 12/5/17
Field Goals	
Season:	6 4x, last vs. Wake Forest, 2/7/18
Career:	9 vs. Iowa State, 11/25/16
ACC:	8 Boston College, 1/25/17

Field-Goal Attempts

Season:	12 2x, last vs. Wake Forest, 2/7/18
Career:	16 2x, last vs. Notre Dame, 1/12/17
ACC:	16 Notre Dame, 1/12/17

Free Throws

Season:	8 Louisville, 1/24/18
Career:	9 2x, last vs. Virginia, 3/11/16
ACC:	8 Louisville, 1/24/18

Free-Throw Attempts

Season:	10 Louisville, 1/24/18
Career:	11 vs. Virginia, 3/11/16
ACC:	10 3x, last vs. Louisville, 1/24/18

3-Point Field Goals

Season:	1 5x, last at UNC, 2/27/18
Career:	3 Columbia, 12/28/16
ACC:	2 2x, last at Louisville, 2/11/17

3-Point Field-Goal Attempts

Season:	4 Syracuse, 2/17/18
Career:	5 Columbia, 12/28/16
ACC:	4 Syracuse, 2/17/18

Minutes

Season:	36 Boston University, 12/5/17
Career:	38 2x, last vs. Florida, 11/27/16
ACC:	36 Notre Dame, 1/12/17

- Matched season high with 16 points in win over Wake Forest (2/7)
- Scored a dozen points and dished out four assists in win at Notre Dame (2/19)

- Scored Miami's final seven points, including running buzzer beater from 40 feet, in win at UNC (2/27); scored 15 points in game

2017-18 GAME-BY-GAME

	GS	Min	FG	Pct	3FG	Pct	FT	Pct	O-D-T	Avg	PF	FO	A	TO	Blk	Stl	Pts	Avg
Gard-Webb	*	28	4-6	.667	1-2	.500	4-8	.500	0-0-0	0.0	1	0	1	0	0	13	13.0	
Navy	*	26	6-10	.600	1-3	.333	1-1	1.000	0-3-3	1.5	1	0	1	4	0	1	14	13.5
Florida A&M	*	26	5-9	.556	0-2	.000	5-7	.714	1-2-3	2.0	2	0	4	4	0	1	15	14.0
vs. La Salle	*	30	1-9	.111	0-1	.000	2-3	.667	0-3-3	2.3	1	0	0	1	0	2	4	11.5
N. Florida	*	26	5-8	.625	0-0	.000	2-2	1.000	0-1-1	2.0	1	0	3	4	0	0	12	11.6
at Minnesota	*	32	6-12	.500	0-1	.000	0-2	.000	0-3-3	2.2	0	0	9	1	1	2	12	11.7
vs. Princeton	*	26	2-9	.222	0-2	.000	0-0	.000	0-2-2	2.1	1	0	5	0	0	3	4	10.6
Boston U.	*	36	4-7	.571	0-0	.000	1-2	.500	0-6-6	2.6	1	0	1	3	2	3	9	10.4
at GW	*	30	4-9	.444	0-0	.000	0-0	.000	0-4-4	2.8	2	0	3	1	0	1	8	10.1
at Hawai'i	*	31	6-11	.545	0-1	.000	4-5	.800	0-2-2	2.7	1	0	2	2	0	0	16	10.7
vs NMSU	*	27	2-8	.250	0-1	.000	1-1	1.000	1-2-3	2.7	1	0	0	2	0	0	5	10.2
vs MTSU	*	28	4-7	.571	0-1	.000	1-4	.250	0-1-1	2.6	3	0	6	1	0	1	9	10.1
at Pitt	*	27	5-7	.714	0-0	.000	1-1	1.000	0-3-3	2.6	1	0	4	3	0	2	11	10.2
at Ga. Tech	*	26	3-7	.429	0-0	.000	0-0	.000	1-0-1	2.5	1	0	3	4	0	1	6	9.9
FSU	*	17	0-1	.000	0-0	.000	0-0	.000	0-0-0	2.3	2	0	4	1	0	0	0	9.2
at Clemson	*	26	2-8	.250	0-1	.000	0-0	.000	0-0-0	2.2	3	0	0	2	0	1	4	8.9
Duke	*	22	1-4	.250	0-0	.000	1-2	.500	0-1-1	2.1	2	0	2	1	0	2	3	8.5
at NC State	*	28	2-6	.333	0-0	.000	1-2	.500	0-0-0	2.0	1	0	7	1	0	2	5	8.3
Louisville	*	29	2-10	.200	0-1	.000	8-10	.800	3-4-7	2.3	4	0	2	1	0	1	12	8.5
at FSU	*	14	1-3	.333	1-1	1.000	1-4	.250	2-1-3	2.3	0	0	1	1	0	0	4	8.3
Pittsburgh	*	15	1-4	.250	0-1	.000	1-2	.500	0-2-2	2.3	3	0	2	1	0	0	3	8.0
at Va. Tech	*	24	4-7	.571	0-0	.000	4-7	.571	3-3-6	2.5	0	0	4	3	0	0	12	8.2
Wake Forest	*	28	6-12	.500	0-1	.000	4-6	.667	2-1-3	2.5	3	0	1	0	0	0	16	8.6
at BC	*	29	3-5	.600	0-0	.000	5-6	.833	0-3-3	2.5	4	0	3	3	0	1	11	8.7
Virginia	*	22	2-2	1.000	0-0	.000	0-2	.000	0-4-4	2.6	1	0	1	1	0	1	4	8.5
Syracuse	*	12	3-7	.429	1-4	.250	1-2	.500	0-0-0	2.5	0	0	1	2	0	2	8	8.5
at ND	*	34	5-11	.455	0-1	.000	2-4	.500	1-1-2	2.4	1	0	4	0	0	0	12	8.6
BC	*	26	2-6	.333	0-0	.000	1-2	.500	0-1-1	2.4	3	0	3	1	0	1	5	8.5
at UNC	*	28	5-11	.455	1-1	1.000	4-4	1.000	0-0-0	2.3	1	0	3	0	0	0	15	8.7
Va. Tech	*	31	1-5	.200	0-0	.000	0-0	.000	0-2-2	2.3	0	0	2	5	1	1	2	8.5

CAREER STATISTICS		3-Point			Free Throws			Rebounds			Scoring											
Season	GP	GS	Min.	Avg.	FG	FGA	Pct.	FT	FTA	Pct.	Off.	Def.	Tot.	Avg.	PF	FO	Ast.	TO	Blk	Stl	Pts.	Avg.
2014-15	34	3	459	13.5	45	111	.405	4	10	.400	8	35	43	1.3	34	0	47	39	4	8	135	4.0
2015-16	31	1	703	22.7	105	228	.461	9	26	.346	16	55	71	2.3	48	0	76	66	5	27	324	10.5
2016-17	30	28	942	31.4	150	332	.452	11	40	.275	18	87	105	3.5	49	0	101	98	1	34	404	13.5
2017-18	30	24	784	26.1	97	221	.439	5	25	.200	14	55	69	2.3	45	0	82	53	4	29	254	8.5
TOTAL	125	56	2888	23.1	397	892	.445	29	101	.287	56	232	288	2.3	176	0	306	256	14	98	1117	8.9

ACC TOURNAMENT STATISTICS		3-Point			Free Throws			Rebounds			Scoring														
Season	GP	GS	Min.	Avg.	FG	FGA	Pct.	FT	FTA	Pct.	Off.	Def.	Tot.	Avg.	PF	FO	Ast.	TO	Blk	Stl	Pts.	Avg.			
2014-15	2	0	30	15.0	2	7	.286	0	1	.000	0	7	7	3.5	2	0	3	4	0	1	8	4.0			
2015-16	2	0	61	30.5	8	14	.571	0	0	.000	13	17	.765	1	2	3	1.5	4	0	7	5	1	3	29	14.5
2016-17	2	2	59	29.5	6	13	.462	1	2	.500	1	4	5	2.5	2	0	7	3	0	2	14	7.0			
TOTAL	6	2	150	25.0	16	34	.471	1	3	.333	18	26	.692	2	13	15	2.5	8	0	17	12	1	6	51	8.5



5 MIKE ROBINSON

Sr. • 5-10 • 170 • Guard
New Britain, Conn.
New Britain HS


2017-18 HIGHLIGHTS

- Has played in six games
- Earned first career start on Senior Day against Virginia Tech (3/3)
- Scored first field goal since 2015-16 season with his 3-pointer in season opener against Gardner-Webb (11/10)

2017-18 GAME-BY-GAME

	GS	Min	FG	Pct	3FG	Pct	FT	Pct	O-D-T	Avg	PF	FO	A	TO	Blk	Stl	Pts	Avg
Gardner-Webb	1	1-1	1.00	1-1	1.000	0-0	.000	0-0-0	0.0	0	0	0	0	0	0	0	3	3.0
Navy	3	0-0	.000	0-0	.000	0-0	.000	0-0-0	0.0	0	0	0	0	0	0	0	0	1.5
Florida A&M	2	0-0	.000	0-0	.000	0-0	.000	0-0-0	0.0	0	0	0	0	0	0	0	0	1.0
vs. La Salle	DNP																	
North Florida	1	0-0	.000	0-0	.000	0-0	.000	0-0-0	0.0	0	0	0	0	0	0	0	0	0.8
at Minnesota	DNP																	
vs. Princeton	3	0-1	.000	0-0	.000	0-0	.000	0-0-0	0.0	0	0	1	0	0	0	0	0	0.6
Boston University	DNP																	
at George Washington	DNP																	
at Hawai'i	DNP																	
vs. New Mexico State	DNP																	
vs. Middle Tennessee	DNP																	
at Pittsburgh	DNP																	
at Georgia Tech	DNP																	
Florida State	DNP																	
at Clemson	DNP																	
Duke	DNP																	
at NC State	DNP																	
Louisville	DNP																	
at Florida State	DNP																	
Pittsburgh	DNP																	
at Virginia Tech	DNP																	
Wake Forest	DNP																	
at Boston College	DNP																	
Virginia	DNP																	
Syracuse	DNP																	
at Notre Dame	DNP																	
Boston College	DNP																	
at North Carolina	DNP																	
Virginia Tech	*	1	0-1	.000	0-1	.000	0-0	.000	0-0-0	0.0	0	0	0	0	0	0	0	0.5

CAREER STATISTICS			3-Point			Free Throws			Rebounds				Scoring												
Season	GP	GS	Min.	Avg.	FG	FGA	Pct.	FG	FGA	Pct.	FT	FTA	Pct.	Off.	Def.	Tot.	Avg.	PF	FO	Ast.	TO	Blk	Stl	Pts.	Avg.
2015-16	9	0	14	1.6	5	9	.556	4	7	.571	0	0	.000	0	1	1	0.1	3	0	0	0	0	0	14	1.6
2016-17	9	0	19	2.1	0	5	.000	0	4	.000	1	2	.500	1	0	1	0.1	2	0	0	1	0	1	1	0.1
2017-18	6	1	11	1.8	1	3	.333	1	2	.500	0	0	.000	0	0	0	0.0	0	0	1	0	0	3	0.5	
TOTAL	24	1	44	1.8	6	17	.353	5	13	.385	1	2	.500	1	1	2	0.1	5	0	1	1	0	1	18	0.8



35 CHRIS STOWELL

Sr. • 6-6 • 208 • Forward
Exeter, N.H.
Exeter


2017-18 HIGHLIGHTS

- Has played in six games
- Earned first career start on Senior Day against Virginia Tech and hit free throw for first career point (3/3)
- Already has accepted job after graduation with Citi in New York City, working with Treasury and Trade Solutions
- Was named to Omicron Delta Kappa (ODK) National Leadership Society in Spring 2017

2017-18 GAME-BY-GAME

	GS	Min	FG	Pct	3FG	Pct	FT	Pct	O-D-T	Avg	PF	FO	A	TO	Blk	Stl	Pts	Avg
Gardner-Webb	1	0-0	.000	0-0	.000	0-0	.000	0-0-0	0.0	0	0	0	0	0	0	0	0	0.0
Navy	3	0-0	.000	0-0	.000	0-0	.000	0-0-0	0.0	0.5	0	0	0	0	0	0	0	0.0
Florida A&M	2	0-1	.000	0-1	.000	0-0	.000	0-0-0	0.3	0	0	0	0	0	0	0	0	0.0
vs. La Salle	DNP																	
North Florida	1	0-0	.000	0-0	.000	0-0	.000	0-0-0	0.3	0	0	0	0	0	0	0	0	0.0
at Minnesota	DNP																	
vs. Princeton	2	0-0	.000	0-0	.000	0-0	.000	0-0-0	0.2	0	0	0	0	0	0	0	0	0.0
Boston University	DNP																	
at George Washington	DNP																	
at Hawai'i	DNP																	
vs. New Mexico State	DNP																	
vs. Middle Tennessee	DNP																	
at Pittsburgh	DNP																	
at Georgia Tech	DNP																	
Florida State	DNP																	
at Clemson	DNP																	
Duke	DNP																	
at NC State	DNP																	
Louisville	DNP																	
at Florida State	DNP																	
Pittsburgh	DNP																	
at Virginia Tech	DNP																	
Wake Forest	DNP																	
at Boston College	DNP																	
Virginia	DNP																	
Syracuse	DNP																	
at Notre Dame	DNP																	
Boston College	DNP																	
at North Carolina	DNP																	
Virginia Tech	*	1	0-0	.000	0-0	.000	1-2	.500	0-0-0	0.2	0	0	0	0	0	0	1	0.2

CAREER STATISTICS			3-Point			Free Throws			Rebounds				Scoring												
Season	GP	GS	Min.	Avg.	FG	FGA	Pct.	FG	FGA	Pct.	FT	FTA	Pct.	Off.	Def.	Tot.	Avg.	PF	FO	Ast.	TO	Blk	Stl	Pts.	Avg.
2014-15	4	0	6	1.5	0	1	.000	0	0	.000	0	0	.000	0	0	0	0.0	1	0	1	0	0	0	0	0.0
2015-16	9	0	13	1.4	0	1	.000	0	1	.000	0	0	.000	0	3	3	0.3	1	0	0	1	1	0	0	0.0
2016-17	6	0	10	1.7	0	1	.000	0	1	.000	0	0	.000	0	2	2	0.3	0	0	0	0	0	0	0	0.0
2017-18	6	1	10	1.7	0	1	.000	0	1	.000	1	2	.500	0	1	1	0.2	0	0	0	0	0	1	0.2	
TOTAL	25	1	39	1.6	0	4	.000	0	3	.000	1	2	.500	0	6	6	0.2	2	0	1	1	1	0	1	0.0



1 DEJAN (DJ) VASILJEVIC

So. • 6-3 • 203 • Guard
Melbourne, Australia
Australian Institute of Sport

2017-18 HONORS

- All-ACC Academic Team

2017-18 HIGHLIGHTS

- Leads team in 3-point field goals (64)
- Has hit at least one 3-pointer in 27 of 30 games, including 19 games with two or more
- Has hit at least one 3-pointer in 11 straight games
- Hit 29-of-60 3-point attempts over last 11 games (.483)
- Ranks fifth in ACC in 3-point FG pct. (.408)

- Made first college start in 2017-18 season opener against Gardner-Webb after coming off bench in all 33 games last year

- After tough shooting night in opener, bounced back to score 16 points against Navy and 15 against Florida A&M
- Hit 3-of-5 from 3-point range and scored 11 points in win at No. 12 Minnesota (11/29)
- Scored career-high 20 points and hit 5-of-7 3-pointers in win over Princeton (12/2)
- Recorded 15 points and hit 3-of-6 3-pointers in win over Boston U. (12/5)
- Averaged 11.3 points and 4.3 rebounds in three games at Diamond Head Classic
- Hit six 3-pointers (five in second half) and matched career high with 20 points at Florida State (1/27)
- Scored 14 points, including nine in the first 5:26, in win at Virginia Tech (2/3)

- Scored 17 points at BC, including 11 of Miami's first 16 points (2/10)
- Perfect from field in win at UNC: 4-4 FG, 2-2 3FG, 10 points (2/27)
- Scored team-high 16 points, including 4-6 from 3-point range, in win over Virginia Tech (3/3)

SEASON/CAREER HIGHS

Points

Season: 20 2x, last at Florida St., 1/27/18
 Career: 20 2x, last at Florida St., 1/27/18
 ACC: 20 at Florida State, 1/27/18

Rebounds

Season: 6 at Boston College, 2/10/18
 Career: 6 at Boston College, 2/10/18
 ACC: 6 at Boston College, 2/10/18

Assists

Season: 4 Florida State, 1/7/18
 Career: 4 Florida State, 1/7/18
 ACC: 4 Florida State, 1/7/18

Steals

Season: 2 3x, last vs. Florida State, 1/7/18
 Career: 2 3x, last vs. Florida State, 1/7/18
 ACC: 2 2x, last vs. Florida State, 1/7/18

Blocked Shots

Season: 1 2x, last vs. Boston U., 12/5/17
 Career: 1 3x, last vs. Boston U., 12/5/17
 ACC: -

Field Goals

Season: 7 2x, last at Florida St., 1/27/18
 Career: 7 2x, last at Florida St., 1/27/18
 ACC: 7 at Florida State, 1/27/18

Field-Goal Attempts

Season: 12 Gardner-Webb, 11/10/17
 Career: 13 vs. South Carolina State, 12/6/16
 ACC: 12 2x, last at BC, 2/10/18

Free Throws

Season: 2 4x, last vs. MTSU, 12/25/17
 Career: 3 Rutgers, 11/30/16
 ACC: 2 2x, last at Virginia, 2/20/17

Free-Throw Attempts

Season: 2 5x, last at Virginia Tech, 2/3/18
 Career: 3 Rutgers, 11/30/16
 ACC: 2 6x, last at Virginia Tech, 2/3/18

3-Point Field Goals

Season: 6 at Florida State, 1/27/18
 Career: 6 2x, last at Florida St., 1/27/18
 ACC: 6 2x, last at Florida St., 1/27/18

3-Point Field-Goal Attempts

Season: 10 3x, last at BC, 2/10/18
 Career: 12 at Syracuse, 1/4/17
 ACC: 12 at Syracuse, 1/4/17

Minutes

Season: 35 3x, last at BC, 2/10/18
 Career: 35 3x, last at BC, 2/10/18
 ACC: 35 2x, last at BC, 2/10/18

2017-18 GAME-BY-GAME

	GS	Min	FG	Pct	3FG	Pct	FT	Pct	O-D-T	Avg	PF	FO	A	TO	Blk	Stl	Pts	Avg
Gard-Webb	*	30	2-12	.167	1-10	.100	2-2	1.000	0-2-2	2.0	1	0	0	0	0	0	7	7.0
Navy	*	20	5-10	.500	4-8	.500	2-2	1.000	0-3-3	2.5	2	0	0	0	2	16	11.5	
Florida A&M	*	31	6-10	.600	3-6	.500	0-0	.000	0-4-4	3.0	2	0	2	0	1	15	12.7	
vs. La Salle	*	25	3-9	.333	2-4	.500	0-0	.000	1-0-1	2.5	0	0	0	1	0	8	11.5	
N. Florida	*	22	1-6	.167	0-4	.000	0-0	.000	0-2-2	2.4	0	0	0	0	0	2	9.6	
at Minnesota	*	18	4-6	.667	3-5	.600	0-0	.000	0-2-2	2.3	3	0	0	0	0	11	9.8	
vs. Princeton	*	29	7-9	.778	5-7	.714	1-1	1.000	0-3-3	2.4	4	0	1	1	0	20	11.3	
Boston U.	*	35	6-10	.600	3-6	.500	0-1	.000	0-5-5	2.8	2	0	0	1	1	15	11.8	
at GW	*	17	3-8	.375	2-6	.333	2-2	1.000	0-1-1	2.6	0	0	0	1	0	10	11.6	
at Hawaii'i	*	27	2-7	.286	2-3	.667	0-0	.000	1-2-3	2.6	1	0	0	0	1	6	11.0	
vs NMSU	*	33	6-11	.545	2-6	.333	1-1	1.000	0-5-5	2.8	2	0	1	1	0	15	11.4	
vs MTSU	*	31	4-7	.571	3-6	.500	2-2	1.000	2-3-5	3.0	4	0	1	1	0	13	11.5	
at Pittsburgh	*	25	1-7	.143	1-5	.200	0-0	.000	1-1-2	2.9	3	0	0	0	2	3	10.8	
at Ga Tech	*	23	1-4	.250	1-4	.250	0-0	.000	0-1-1	2.8	1	0	0	2	0	0	3	10.3
FSU		27	3-10	.300	1-6	.167	1-1	1.000	1-2-3	2.8	1	0	4	0	2	8	10.1	
at Clemson		10	0-2	.000	0-2	.000	0-0	.000	0-0-0	2.6	0	0	0	0	0	0	9.5	
Duke		6	0-3	.000	0-3	.000	0-0	.000	0-2-2	2.6	1	0	0	0	0	0	8.9	
at NC State		15	2-7	.286	2-6	.333	0-0	.000	0-4-4	2.7	0	0	0	0	0	6	8.8	
Louisville		6	0-1	.000	0-0	.000	0-0	.000	0-0-0	2.5	1	0	0	0	0	0	8.3	
at FSU		35	7-11	.636	6-10	.600	0-0	.000	1-1-2	2.5	2	0	0	0	0	20	8.9	
Pittsburgh	*	26	3-7	.429	2-5	.400	0-1	.000	2-1-3	2.5	1	0	0	0	1	8	8.9	
at Va Tech	*	31	5-9	.556	2-6	.333	2-2	1.000	0-1-1	2.5	1	0	0	1	0	14	9.1	
Wake Forest	*	19	3-7	.429	2-5	.400	1-1	1.000	2-3-5	2.6	3	0	1	1	0	9	9.1	
at BC	*	35	6-12	.500	5-10	.500	0-0	.000	1-5-6	2.7	2	0	0	1	0	17	9.4	
Virginia	*	27	2-8	.250	1-5	.200	0-0	.000	0-0-0	2.6	2	0	0	1	0	5	9.2	
Syracuse	*	25	2-6	.333	2-6	.333	0-0	.000	1-2-3	2.6	1	0	1	0	1	6	9.1	
at ND		5	1-1	1.000	1-1	1.000	0-0	.000	0-0-0	2.5	2	0	0	1	0	3	8.9	
BC		13	3-6	.500	2-4	.500	0-0	.000	0-2-2	2.5	3	0	1	0	0	8	8.9	
at UNC		22	4-4	1.000	2-2	1.000	0-0	.000	0-3-3	2.5	1	0	0	2	0	10	8.9	
Va Tech		24	6-10	.600	4-6	.667	0-0	.000	1-0-1	2.5	1	0	1	1	0	16	9.1	

2016-17

Opponent	P	R	A
WCU	11	2	2
at North Florida	13	1	0
Penn	11	0	1
vs Stanford	3	1	1
vs Iowa State	5	0	0
vs Florida	0	0	0
Rutgers	3	1	1
vs Wofford	6	2	0
SC State	17	2	2
FAU	2	2	0
GW	6	3	0
Columbia	3	1	1
NC State	3	2	0
at Syracuse	18	0	0
Notre Dame	3	0	1
at Pittsburgh	6	2	1
at Wake Forest	3	0	0
at Duke	0	1	0
Boston College	3	1	0
North Carolina	3	1	0
Florida State	3	1	0
at NC State	0	1	0
Virginia Tech	5	1	0
at Louisville	3	0	0
Georgia Tech	13	2	1
Clemson	5	3	1
at Virginia	10	4	0
Duke	0	2	0
at Virginia Tech	9	1	0
vs Florida State	9	3	0
vs Syracuse	13	1	1
vs North Carolina	6	1	1
vs Michigan St.	2	2	1

CAREER STATISTICS

Season	GP	GS	Min.	Avg.	3-Point			Free Throws			Rebounds				Scoring										
					FG	FGA	Pct.	FT	FTA	Pct.	Off.	Def.	Tot.	Avg.	PF	FO	Ast.	TO	Blk	Stl	Pts.	Avg.			
2016-17	33	0	577	17.5	65	182	.357	51	146	.349	16	20	.800	5	39	44	1.3	31	0	15	13	1	11	197	6.0
2017-18	30	20	692	23.1	98	220	.445	64	157	.408	14	16	.875	14	60	74	2.5	47	0	13	16	2	13	274	9.1
TOTAL	63	20	1269	20.1	163	402	.405	115	303	.380	30	36	.833	19	99	118	1.9	78	0	28	29	3	24	471	7.5

ACC TOURNAMENT STATISTICS

Season	GP	GS	Min.	Avg.	3-Point			Free Throws			Rebounds				Scoring										
					FG	FGA	Pct.	FT	FTA	Pct.	Off.	Def.	Tot.	Avg.	PF	FO	Ast.	TO	Blk	Stl	Pts.	Avg.			
2016-17	2	0	41	20.5	6	18	.333	4	14	.286	3	3	1.000	0	2	2	1.0	5	0	2	2	0	2	19	9.5



21 SAM WAARDENBURG

R-Fr. • 6-10 • 217 • Forward
Henderson, New Zealand
Rangitoto College

2017-18 HIGHLIGHTS

- Has played in 19 games off bench, including final 13 contests in ACC play
- Averaging 16.7 minutes per game in conference play
- Did not play in first three games of season (back)
- Made solid Miami debut with seven points and two rebounds in 12 minutes of action vs. La Salle (11/22)
- Scored nine points and added six rebounds against North Florida (11/25)
- Saw first action in ACC play in final minute of first half at NC State (1/21)
- Played 13 minutes off bench against Louisville and recorded career-high seven rebounds (1/24)
- Hit three straight 3-pointers in second half and scored career-high 12 points in win over Wake Forest (2/7)
- Nailed pair of 3-pointers and racked up three steals at BC (2/10)
- Played season-high 23 minutes and pulled down six rebounds in comeback win over BC (2/24)

2017-18 GAME-BY-GAME

	GS	Min	FG	Pct	3FG	Pct	FT	Pct	O-D-T	Avg	PF	FO	A	TO	Blk	Stl	Pts	Avg	
Gardner-Webb																			
Navy																			
Florida A&M																			
vs. La Salle	13	3-6	.500	1-1	1.000	0-0	.000	1-1-2	2.0	0	0	0	0	0	0	0	7	7.0	
North Florida	16	4-9	.444	1-2	.500	0-0	.000	4-2-6	4.0	3	0	1	1	1	1	1	9	8.0	
at Minnesota	10	0-2	.000	0-1	.000	0-0	.000	1-0-1	3.0	1	0	0	2	0	0	0	0	5.3	
vs. Princeton	8	0-2	.000	0-1	.000	0-0	.000	1-3-4	3.3	1	0	0	0	0	0	0	0	4.0	
Boston University	9	0-1	.000	0-1	.000	0-0	.000	2-0-2	3.0	0	0	0	1	0	0	0	0	3.2	
at George Washington																			
at Hawai'i																			
vs. New Mexico State	3	0-1	.000	0-0	.000	0-0	.000	0-0-0	2.5	0	0	0	1	0	0	0	0	2.7	
vs. Middle Tennessee																			
at Pittsburgh																			
at Georgia Tech																			
Florida State																			
at Clemson																			
Duke																			
at NC State	1	0-0	.000	0-0	.000	0-0	.000	0-0-0	2.1	0	0	0	0	0	1	0	0	2.3	
Louisville	13	0-1	.000	0-1	.000	0-0	.000	3-4-7	2.8	0	0	1	1	1	0	0	0	2.0	
at Florida State	12	2-2	1.000	1-1	1.000	0-0	.000	0-1-1	2.6	4	0	0	0	0	0	0	5	2.3	
Pittsburgh	15	1-3	.333	0-1	.000	2-2	1.000	3-1-4	2.7	1	0	1	2	0	0	4	2.5		
at Virginia Tech	21	1-1	1.000	1-1	1.000	0-0	.000	0-5-5	2.9	3	0	0	1	1	0	3	2.5		
Wake Forest	17	3-5	.600	3-4	.750	3-4	.750	0-3-3	2.9	0	0	1	0	0	1	12	3.3		
at Boston College	16	2-3	.667	2-3	.667	0-0	.000	0-0-0	2.7	0	0	0	0	0	3	6	3.5		
Virginia	21	2-3	.667	2-2	1.000	0-0	.000	0-0-0	2.5	1	0	0	1	0	1	6	3.7		
Syracuse	18	0-2	.000	0-2	.000	2-2	1.000	2-2-4	2.6	4	0	0	0	1	0	2	3.6		
at Notre Dame	17	2-5	.400	2-4	.500	0-0	.000	1-1-2	2.6	2	0	0	0	0	0	6	3.8		
Boston College	23	2-5	.400	0-2	.000	0-0	.000	3-3-6	2.8	2	0	1	0	0	0	4	3.8		
at North Carolina	23	1-3	.333	1-3	.333	0-0	.000	0-2-2	2.7	4	0	4	1	1	2	3	3.7		
Virginia Tech	20	0-2	.000	0-2	.000	0-0	.000	2-3-5	2.8	3	0	1	1	1	0	0	3.5		

CAREER HIGHS

Points

Career: 12 Wake Forest, 2/7/18
ACC: 12 Wake Forest, 2/7/18

Rebounds

Career: 7 Louisville, 1/24/18
ACC: 7 Louisville, 1/24/18

Assists

Career: 4 at North Carolina, 2/27/18
ACC: 4 at North Carolina, 2/27/18

Steals

Career: 3 at Boston College, 2/10/18
ACC: 3 at Boston College, 2/10/18

Blocked Shots

Career: 1 5x, last at UNC, 2/27/18
ACC: 1 4x, last at UNC, 2/27/18

Field Goals

Career: 4 North Florida, 11/25/17
ACC: 3 Wake Forest, 2/7/18

Field-Goal Attempts

Career: 9 North Florida, 11/25/17
ACC: 5 3x, last vs. BC, 2/24/18

Free Throws

Career: 3 Wake Forest, 2/7/18
ACC: 3 Wake Forest, 2/7/18

Free-Throw Attempts

Career: 4 Wake Forest, 2/7/18
ACC: 4 Wake Forest, 2/7/18

3-Point Field Goals

Career: 3 Wake Forest, 2/7/18
ACC: 3 Wake Forest, 2/7/18

3-Point Field-Goal Attempts

Career: 4 2x, last at Notre Dame, 2/19/18
ACC: 4 2x, last at Notre Dame, 2/19/18

Minutes

Career: 23 2x, last at UNC, 2/27/18
ACC: 23 2x, last at UNC, 2/27/18

CAREER STATISTICS

Season	GP	GS	Min.	Avg.	3-Point			Free Throws			Rebounds			Scoring											
					FG	FGA	Pct.	FT	FTA	Pct.	Off.	Def.	Tot.	Avg.	PF	FO	Ast.	TO	Blk	Stl	Pts.	Avg.			
2017-18	19	0	276	14.5	23	56	.411	14	32	.438	7	8	.875	23	31	54	2.8	29	0	10	12	6	9	67	3.5



4 LONNIE WALKER IV

Fr. • 6-5 • 204 • Guard

Reading, Pa.

Reading HS

2017-18 HONORS

- Honorable Mention All-ACC honoree (first freshman in Miami history to earn all-league honors)
- ACC All-Freshman Team
- All-ACC Academic Team
- ACC Co-Rookie of the Week - Feb. 5
- ACC Co-Rookie of the Week - Jan. 29
- ACC Rookie of the Week - Dec. 11

2017-18 HIGHLIGHTS

- Ranks sixth among ACC freshmen in scoring (11.6 ppg), including fifth among rookies in ACC play (13.6)
- In ACC games only, he ranks 22nd in conference in scoring
- Averaging 15.3 points and shooting 39.6 percent from 3-point range (42-106) and 81.6 percent (31-38) from free-throw line in his 16 starts this season
-
- Scored 10 points and added five assists in college debut (11/10)
- Left Florida A&M game in first half with left ankle injury (11/16)

- Scored five points in homecoming game in Reading, Pa., against La Salle (11/22)
- Recorded 12 points and five rebounds against Princeton (12/2)
- Made first start against Boston U. (12/5) and had big game, recording career highs in points (26) and rebounds (7); was 9-for-15 from field, including 5-for-7 from 3-point range
- Named ACC Rookie of Week after BU performance (12/11)
- Scored 13 points and grabbed five rebounds at GW (12/16)
- Left Middle Tennessee game in first half with injury (held out in second half for precautionary reasons)
- Scored 16 points and pulled down seven rebounds at Clemson (1/13)
- Hit 5-of-8 3-pointers and scored 19 points with four steals against Duke (1/15)
- Scored 25 points, including game-tying layup with four seconds left in regulation, in OT win over Louisville (1/24)

- Recorded 23 points at Florida State (1/27)
- Named ACC Rookie of Week for second time after UofL/FSU performances (1/29)
- Scored 14 points, including eight in the final 3:22, in win at Virginia Tech (2/3)
- Led team with 19 points and three blocks in win over Wake Forest (2/7)
- Scored 19 points – 11 in first half including buzzer-beating 3-pointer – in win at Notre Dame (2/19)
- Hit go-ahead 3-pointer with 2.4 seconds remaining in comeback win over Boston College (2/24); scored 14 points in the game
- Scored game-tying jumper with 56 seconds remaining in win against Virginia Tech and finished with 13 points (3/3)

CAREER HIGHS

Points

Career: 26 Boston University, 12/5/17
ACC: 25 Louisville, 1/24/18

Rebounds

Career: 7 2x, last at Clemson, 1/13/18
ACC: 7 at Clemson, 1/13/18

Assists

Career: 5 2x, last at Florida St, 1/27/18
ACC: 5 at Florida State, 1/27/18

Steals

Career: 4 Duke, 1/15/18
ACC: 4 Duke, 1/15/18

Blocked Shots

Career: 3 Wake Forest, 2/7/18
ACC: 3 Wake Forest, 2/7/18

Field Goals

Career: 9 2x, last vs. Louisville, 1/24/18
ACC: 9 Louisville, 1/24/18

Field-Goal Attempts

Career: 18 Louisville, 1/24/18
ACC: 18 Louisville, 1/24/18

Free Throws

Career: 6 2x, last vs. Wake, 2/7/18
ACC: 6 2x, last vs. Wake, 2/7/18

Free-Throw Attempts

Career: 7 Wake Forest, 2/7/18
ACC: 7 Wake Forest, 2/7/18

3-Point Field Goals

Career: 5 3x, last at Notre Dame, 2/19/18
ACC: 5 2x, last at Notre Dame, 2/19/18

3-Point Field-Goal Attempts

Career: 9 Louisville, 1/24/18
ACC: 9 Louisville, 1/24/18

Minutes

Career: 41 at Florida State, 1/27/18
ACC: 41 at Florida State, 1/27/18

2017-18 GAME-BY-GAME

	GS	Min	FG	Pct	3FG	Pct	FT	Pct	O-D-T	Avg	PF	FO	A	TO	Blk	Stl	Pts	Avg
Gardner-Webb	25	4-5	.800	2-3	.667	0-0	.000	1-1-2	2.0	0	0	5	2	0	0	10	10.0	
Navy	24	3-7	.429	1-5	.200	1-1	1.000	0-2-2	2.0	0	0	1	0	1	1	8	9.0	
Florida A&M	10	2-4	.500	1-2	.500	0-0	.000	0-2-2	2.0	0	0	0	0	0	1	5	7.7	
vs. La Salle	27	2-8	.250	0-4	.000	1-2	.500	1-1-2	2.0	0	0	2	0	0	2	5	7.0	
North Florida	22	2-5	.400	0-1	.000	3-4	.750	0-1-1	1.8	3	0	1	0	0	1	7	7.0	
at Minnesota	19	2-8	.250	1-5	.200	1-2	.500	0-2-2	1.8	1	0	1	0	0	1	6	6.8	
vs. Princeton	20	4-7	.571	3-4	.750	1-2	.500	0-5-5	2.3	0	0	1	2	1	0	12	7.6	
Boston University	* 28	9-15	.600	5-7	.714	3-3	1.000	0-7-7	2.9	2	0	2	4	0	0	26	9.9	
at George Washington	27	6-14	.429	1-7	.143	0-2	.000	2-3-5	3.1	3	0	3	1	1	1	13	10.2	
at Hawai'i	22	3-5	.600	1-3	.333	1-1	1.000	0-1-1	2.9	1	0	1	2	0	2	8	10.0	
vs New Mexico State	18	0-5	.000	0-1	.000	2-3	.667	2-2-4	3.0	3	0	0	0	0	0	2	9.3	
vs Middle Tennessee	5	0-1	.000	0-1	.000	0-0	.000	0-0-0	2.8	0	0	0	1	0	0	0	8.5	
at Pittsburgh	29	2-7	.286	0-2	.000	4-4	1.000	0-0-0	2.5	1	0	1	1	1	1	8	8.5	
at Georgia Tech	23	3-8	.375	0-3	.000	0-1	.000	0-5-5	2.7	2	0	0	2	1	2	6	8.3	
Florida State	* 15	2-5	.400	1-3	.333	0-0	.000	0-0-0	2.5	1	0	0	3	0	1	5	8.1	
at Clemson	* 29	6-16	.375	1-6	.167	3-5	.600	3-4-7	2.8	2	0	1	0	1	1	16	8.6	
Duke	* 33	6-17	.353	5-8	.625	2-2	1.000	0-2-2	2.8	2	0	2	0	0	4	19	9.2	
at NC State	30	4-7	.571	2-4	.500	2-2	1.000	1-1-2	2.7	2	0	1	0	0	2	12	9.3	
Louisville	* 40	9-18	.500	4-9	.444	3-3	1.000	0-4-4	2.8	3	0	3	1	1	2	25	10.2	
at Florida State	* 41	8-15	.533	4-8	.500	3-4	.750	1-3-4	2.9	5	1	5	1	1	0	23	10.8	
Pittsburgh	* 37	4-10	.400	2-8	.250	6-6	1.000	0-5-5	3.0	1	0	3	2	0	0	16	11.0	
at Virginia Tech	* 34	5-15	.333	3-8	.375	1-2	.500	1-2-3	3.0	3	0	3	1	2	2	14	11.2	
Wake Forest	* 36	5-11	.455	3-7	.429	6-7	.857	1-2-3	3.0	2	0	4	2	3	0	19	11.5	
at Boston College	* 20	2-9	.222	0-5	.000	2-2	1.000	0-0-0	2.8	4	0	2	1	0	1	6	11.3	
Virginia	* 31	2-8	.250	0-4	.000	2-2	1.000	0-0-0	2.7	0	0	2	3	0	0	6	11.1	
Syracuse	* 34	5-12	.417	2-7	.286	0-0	.000	0-0-0	2.6	5	1	2	1	0	0	12	11.1	
at Notre Dame	* 38	7-14	.500	5-7	.714	0-0	.000	0-3-3	2.6	0	0	4	0	0	1	19	11.4	
Boston College	* 34	6-14	.429	2-5	.400	0-1	.000	0-3-3	2.6	1	0	4	3	1	0	14	11.5	
at North Carolina	* 32	5-11	.455	3-7	.429	0-1	.000	0-0-0	2.6	1	0	1	0	0	1	13	11.6	
Virginia Tech	* 32	5-11	.455	2-7	.286	0-0	.000	0-1-1	2.5	0	0	3	0	0	2	12	11.6	

CAREER STATISTICS

Season	GP	GS	Min.	Avg.	3-Point			Free Throws			Rebounds			Scoring											
					FG	FGA	Pct.	FT	FTA	Pct.	Off.	Def.	Tot.	Avg.	PF	FO	Ast.	TO	Blk	Stl	Pts.	Avg.			
2017-18	30	16	815	27.2	123	292	.421	54	151	.358	47	62	.758	13	62	75	2.5	48	2	58	33	14	29	347	11.6



2017-18 MIAMI BASKETBALL ROSTER

NUMERICAL ROSTER

No.	Name	Yr.	Pos.	Ht.	Wt.	Hometown/Previous School
0	Ja'Quan Newton	Sr.	G	6-3	191	Philadelphia, Pa. / Neumann-Goretti HS
1	Dejan Vasiljevic	So.	G	6-3	203	Melbourne, Australia / Australian Institute of Sport
2	Chris Lykes	Fr.	G	5-7	161	Mitchellville, Md. / Gonzaga College HS
3	Anthony Lawrence II	Jr.	G	6-7	210	St. Petersburg, Fla. / Lakewood Senior HS
4	Lonnie Walker IV	Fr.	G	6-5	204	Reading, Pa. / Reading HS
5	Mike Robinson	Sr.	G	5-10	170	New Britain, Conn. / New Britain HS
10	Miles Wilson [^]	So.	G	6-5	198	Baltimore, Md. / Mount St. Mary's
11	Bruce Brown Jr.	So.	G	6-5	205	Boston, Mass. / Vermont Academy
14	Rodney Miller Jr.	So.	C	7-0	255	Laurelton, N.Y. / Oak Hill Academy
15	Ebuka Izundu	Jr.	C	6-10	235	Charlotte, N.C. / Victory Christian Center / Nigeria
20	Dewan Huell	So.	F	6-11	236	Miami, Fla. / Miami Norland HS
21	Sam Waardenburg	R-Fr.	F	6-10	217	Henderson, New Zealand / Rangitoto College
22	Deng Gak [#]	Fr.	F	6-10	195	Sydney, Australia / Blair Academy (N.J.)
35	Chris Stowell	Sr.	F	6-6	208	Exeter, N.H. / Tilton School (N.H.) / Exeter HS

ALPHABETICAL ROSTER

No.	Name	Yr.	Pos.	Ht.	Wt.	Hometown/Previous School
11	Bruce Brown Jr.	So.	G	6-5	205	Boston, Mass. / Vermont Academy
22	Deng Gak [#]	Fr.	F	6-10	195	Sydney, Australia / Blair Academy (N.J.)
20	Dewan Huell	So.	F	6-11	236	Miami, Fla. / Miami Norland HS
15	Ebuka Izundu	Jr.	C	6-10	235	Charlotte, N.C. / Victory Christian Center / Nigeria
3	Anthony Lawrence II	Jr.	G	6-7	210	St. Petersburg, Fla. / Lakewood Senior HS
2	Chris Lykes	Fr.	G	5-7	161	Mitchellville, Md. / Gonzaga College HS
14	Rodney Miller Jr.	So.	C	7-0	255	Laurelton, N.Y. / Oak Hill Academy
0	Ja'Quan Newton	Sr.	G	6-3	191	Philadelphia, Pa. / Neumann-Goretti HS
5	Mike Robinson	Sr.	G	5-10	170	New Britain, Conn. / New Britain HS
35	Chris Stowell	Sr.	F	6-6	208	Exeter, N.H. / Tilton School (N.H.) / Exeter HS
1	Dejan Vasiljevic	So.	G	6-3	203	Melbourne, Australia / Australian Institute of Sport
21	Sam Waardenburg	R-Fr.	F	6-10	217	Henderson, New Zealand / Rangitoto College
4	Lonnie Walker IV	Fr.	G	6-5	204	Reading, Pa. / Reading HS
10	Miles Wilson [^]	So.	G	6-5	198	Baltimore, Md. / Mount St. Mary's

[^] sitting out 2017-18 season per NCAA transfer regulations

[#] redshirting 2017-18 season

Head Coach: Jim Larrañaga, Providence '71, seventh season

Associate Head Coach: Chris Caputo, Westfield State (Mass.) '02, seventh season

Assistant Coach: Jamal Brunt, Randolph-Macon '03, third season

Assistant Coach: Adam Fisher, Penn State '06, '09, third season

Director of Operations: Lamont Franklin, UNC Wilmington '97, first season

Strength & Conditioning Coach: Steve Felde, Concordia University (Wis.) '03

Associate Athletic Trainer: Javier Jimenez, Temple '06

Associate Director of Operations: Jeff Dyer, Delaware '14

Player Development Assistant: Chaiison Allen, Northeastern '11

PRONUNCIATION GUIDE

Dewan Huell	Duh-WAHN HUE-ull
Ebuka Izundu	ee-BOO-kuh ee-ZOON-du
Ja'Quan Newton	Juh-QUAN
Chris Stowell	Stole
Dejan Vasiljevic	DAY-on Vass-EE-luh-vitch
HC Jim Larrañaga	LARE-uh-NAY-guh
AC Chris Caputo	Cuh-POO-toe
SC Steve Felde	FELL-dee
AT Javier Jimenez	Hah-VEE-air Him-EN-ez

CLASS BREAKDOWN

FRESHMEN (4)

Deng Gak
Chris Lykes
Sam Waardenburg*
Lonnie Walker IV
* - Redshirt

SOPHOMORES (5)

Bruce Brown Jr.
Dewan Huell
Rodney Miller Jr.
Dejan "DJ" Vasiljevic
Miles Wilson

JUNIORS (2)

Ebuka Izundu
Anthony Lawrence II

SENIORS (3)

Ja'Quan Newton
Mike Robinson
Chris Stowell

GEOGRAPHIC BREAKDOWN

UNITED STATES

Connecticut
Mike Robinson

Florida

Dewan Huell
Anthony Lawrence II

Maryland

Chris Lykes
Miles Wilson

Massachusetts

Bruce Brown Jr.

New Hampshire

Chris Stowell

New York

Rodney Miller Jr.

Pennsylvania

Ja'Quan Newton
Lonnie Walker IV

INTERNATIONAL

Australia

Dejan Vasiljevic
Deng Gak

New Zealand


Sam Waardenburg

Nigeria

Ebuka Izundu



TV/RADIO ROSTER



0 JA'QUAN NEWTON
Senior • G • 6-3 • 191
Philadelphia, Pa.



1 DEJAN (DJ) VASILJEVIC
Soph. • G • 6-3 • 203
Melbourne, Australia



2 CHRIS LYKES
Freshman • G • 5-7 • 161
Mitchellville, Md.



3 ANTHONY LAWRENCE II
Junior • G • 6-7 • 210
St. Petersburg, Fla.



4 LONNIE WALKER IV
Freshman • G • 6-4 • 204
Reading, Pa.



5 MIKE ROBINSON
Senior • G • 5-10 •
New Britain, Conn.



10 MILES WILSON
Soph. • G • 6-5 • 198
Baltimore, Md.




11 BRUCE BROWN JR.
Soph. • G • 6-5 • 205
Boston, Mass.



14 RODNEY MILLER JR.
Soph. • C • 7-0 • 255
Laurelton, N.Y.



15 EBUKA IZUNDU
Junior • C • 6-10 • 235
Charlotte, N.C.




20 DEWAN HUELL
Soph. • C • 6-11 • 236
Miami, Fla.



21 SAM WAARDENBURG
R-Freshman • F • 6-10 • 217
Henderson, New Zealand



22 DENG GAK
Freshman • F • 6-10 • 195
Sydney, Australia



35 CHRIS STOWELL
Senior • F • 6-6 • 208
Exeter, N.H.



JIM LARRAÑAGA
Head Coach



CHRIS CAPUTO
Associate Head Coach



JAMAL BRUNT
Assistant Coach



ADAM FISHER
Assistant Coach