



MIAMI HURRICANES

Twitter: @CanesWBB | Instagram: @CanesWBB | Facebook: /CanesWBB

2 HIT THE ROAD

Miami is playing just its second road contest of the season on Thursday. The Canes are 0-1 in road games this year.

4 ON A ROLL

Miami has won four straight games since Dec. 17 and is looking to set a new season-long win streak on Thursday.

7 UNDEFEATED CONFERENCE PLAY

The Canes are one of seven teams to boast a perfect record in conference play so far this season.

14 DISHING DIMES

Junior Endia Banks ranks 14th in the ACC in assists per game with 3.3 per contest.

17 #QUEENBEA

Beatrice Mompremier is one of 17 players in the nation averaging 15-plus points and 10-plus rebounds per game.

29 GEORGIA WINS

Miami has played 51 games against teams from Georgia, holding a 29-22 record in those games.

31 GET THOSE BOARDS

The Canes rank 31st in the nation in rebounding margin with a 9.0 margin this season.

2019-20 SCHEDULE

DATE	OPPONENT	TIME/SCORE (TV)
NOV 10	JACKSON STATE	W, 83-68
NOV 13	NORTH FLORIDA	W, 78-55
NOV 17	IUPUI	W, 75-65
Nov 22	NC A&T [^]	W, 68-67
Nov 23	#19/20 DEPAUL [^]	L, 89-83
NOV 29	#7/5 OREGON STATE [#]	L, 75-53
NOV 30	MIAMI (OH) [#]	W, 80-62
DEC 4	#14/16 INDIANA ⁺	L, 58-45
DEC 17	BINGHAMTON	W, 79-56
DEC 20	UNC ASHEVILLE [%]	W, 75-46
DEC 21	WASHINGTON STATE [%]	W, 74-68
DEC 29	WAKE FOREST [*]	W, 59-56
Jan 2	Georgia Tech [*]	7 PM (ACCNX)
JAN 5	#8/8 FLORIDA STATE [*]	2 PM (RSN)
JAN 9	#7/7 LOUISVILLE [*]	8 PM (ACCN)
JAN 12	SYRACUSE [*]	12 PM (ACCN)
Jan 16	North Carolina [*]	6 PM (ACCNX)
Jan 19	Notre Dame [*]	1 PM (ESPN2/ACCN)
JAN 23	CLEMSON [*]	6 PM (ACCN)
Jan 26	#8/8 Florida State [*]	2 PM (ACCN)
JAN 30	GEORGIA TECH [*]	6 PM (ACCN)
Feb 2	Virginia Tech [*]	2 PM (ACCNX)
FEB 9	DUKE [*]	2 PM (ESPN2/ACCN)
Feb 13	Virginia [*]	7 PM (ACCNX)
Feb 16	Clemson [*]	1 PM (ESPN2/ACCN)
FEB 20	#9/9 NC STATE [*]	8 PM (ACCN)
Feb 23	Boston College [*]	4 PM (RSN)
Feb 27	Wake Forest [*]	7 PM (ACCNX)
MAR 1	PITTSBURGH [*]	3 PM (ACCNX)

BOLD CAPS - home game, played at the Watsco Center in Coral Gables, Fla.

[#/#] - Miami's Associated Press Poll/USA TODAY Coaches Poll rankings

* - ACC game

[^] - Maggie Dixon Classic (Chicago, Ill.)[#] - Miami Thanksgiving Tournament (Coral Gables, Fla.)⁺ - ACC/Big Ten Challenge (Coral Gables, Fla.)[%] - Miami Holiday Classic (Coral Gables, Fla.)

All times Eastern and subject to change

ATHLETIC COMMUNICATIONS

WBB Contact: Megan Barnes
Email: meganbarnes@miami.edu
Office Phone: 305-284-6797
Cell Phone: 630-651-8801

GAME 13 | JAN. 2, 2019 • 7 P.M. • ATLANTA, GA.



23/RV MIAMI (FL) HURRICANES (9-3, 1-0 ACC)

Head Coach: Katie Meier (Duke, 1989 [B.A.], 1990 [M.A.])**Record at UM:** 286-175 (15th season), **Career Record:** 362-220 (19th season)

VS



GEORGIA TECH YELLOW JACKETS (10-2, 1-0 ACC)

Head Coach: Nell Fortner (Texas, 1981)**Record at Wake Forest:** 10-2 (first season), **Career Record:** 145-106 (10th season)

SERIES HISTORY

The series history between Miami and Georgia Tech has favored each team in the past, but the Canes currently hold a 16-14 advantage over the Yellow Jackets. In the last five meetings, Miami is 4-1 against Georgia Tech.

BROADCAST INFORMATION

ACC Network • Play-by-Play: Andy Demetra | <https://es.pn/2QqsoM2>**WVUM 90.5 FM** • Josh White | WVUM.org

NEWS & NOTES

ATLANTIC COAST CONFERENCE

Miami continues ACC play on Thursday when it heads to Atlanta to take on Georgia Tech. The Canes are 116-113 all-time in ACC games with an 112-103 record under head coach Katie Meier. After posting a 12-4 record in ACC action a season ago, Miami was picked to finish fourth and fifth in the conference by ACC coaches and the Blue Ribbon Panel, respectively.

CLOSE CALLS

The Canes outlasted the Wake Forest Demon Deacons on Thursday, defeating the Deacs 59-56 in the Watsco Center. Miami is 2-0 in one-possession games this season also defeating North Carolina A&T, 68-67. The Canes played three one-possession games last season, finishing with a 1-2 record in those contests.

ON THE ROAD AGAIN

The game at Georgia Tech on Thursday will be just the second road game of the season for the Canes in 2019-20. Miami is 214-261 all-time in road games and 48-65 in Atlantic Coast Conference road contests. The Canes are 0-1 this season in road games, falling to No. 19/20 DePaul, 89-83, in November.

SUPER SCHEDULE



The Canes are no stranger to tough competition ranking 11th in the nation (fourth in the ACC) in strength of schedule. Miami's only three losses this season have come to teams ranked in the top 15 in RPI (rating percentage index) in the nation (Oregon State - 4, DePaul - 9, Indiana - 11). The Hurricanes currently sit at No. 24 in the RPI rankings this season.

VETERAN PLAY

The Miami upperclassmen have stepped up their play over the last four games, accounting for 80.1 percent of the Canes' scoring. Guards Kelsey Marshall and Mykea Gray and forward Beatrice Mompremier have all scored in double-figures in four straight games. Mompremier has also tallied four straight contests with double-digit rebounds.

PROJECTED STARTERS

	STARTER	POSITION	CAREER HIGHS
4	ENDIA BANKS	5-9 G Jr. Duluth, Ga.	Points: 23
			Rebounds: 10
5	MYKEA GRAY	5-4 G Jr. Upper Marlboro, Md.	Points: 27
			Rebounds: 7
15	JAMIR HUSTON	6-0 F So. Cleveland, Ohio	Points: 10
			Rebounds: 13
20	KELSEY MARSHALL	5-9 G Jr. Davie, Fla.	Points: 22
			Rebounds: 8
32	BEATRICE MOMPREMIER	6-4 F R-Sr. Miami, Fla.	Points: 31
			Rebounds: 21





QUICK FACTS

UNIVERSITY INFORMATION

Location	Coral Gables, Fla.
Enrollment	17,348
Founded	1925
Nickname	Hurricanes
Colors	Orange, Green and White
President	Dr. Julio Frenk
Director of Athletics	Blake James
Faculty Athletics Representative	Dr. Marvin Dawkins
Conference	Atlantic Coast Conference
Arena / Capacity	Watsco Center / 7,972
Ticket Office Phone	1-800-GO-CANES
Press Row Phone	305-284-2111
Website	HurricaneSports.com
Mailing Address	5821 San Amaro Drive, Coral Gables, FL 33146

COACHING STAFF

Head Coach	Katie Meier (Duke, '89 [B.A.], '90 [M.A.])
Record at Miami	286-175 (15th season)
Career Record	362-220 (19th season)
Assistant Coach	Octavia Blue (Miami '98)
Assistant Coach	Tia Jackson (Iowa '95)
Assistant Coach	Fitzroy Anthony (Palm Beach Atlantic '08)
Dir. of Ops / Coord. of Recruiting	Lounette Hall (CSU-Northridge '94)
Director of Ops & Special Projects	Margie Gill (Florida '03)
Ops. Asst. / Analytics & Player Development	Josh Wathen (UNF '18)
Video Coordinator	Noelle Cobb (La Verne '16)

PROGRAM INFORMATION

PROGRAM HISTORY

First Year of Basketball	1972-73
All-Time Record	792-549 (.590)
All-Time ACC Record	116-113 (.504)
NCAA Tournament Apps.	14 (last, 2019)
Last NCAAAT Opponent	Arizona St., 2019 (L, 57-55, 2nd Round)
WNIT Appearances	Six (last, 2014)
Last WNIT Opponent	Stetson, 2014 (L, 70-63, First Round)

TEAM INFORMATION

2018-19 Overall Record	25-9 (17-3 H, 6-5 A, 2-1 N)
ACC Record / Finish	12-4 / 4th
Letter Winners Returning / Lost	6 / 5
Starters Returning / Lost	3 / 2
Newcomers	5 (plus 2 eligible transfers)

RETURNING STARTERS	POS	PPG	RPG	APG
Beatrice Mompremier	F	16.7	12.2	0.9
Mykea Gray	G	12.6	2.1	2.2
Kelsey Marshall	G	7.8	2.3	1.8

KEY LOSSES (5.0+ PPG)	POS	PPG	RPG	APG
Emese Hof (<i>graduation</i>)	C	14.2	8.3	1.9
Laura Cornelius (<i>professional</i>)	G	10.1	3.4	4.1

RETURNING NUMBERS	AVG	PCT
Points	44.7	.608
Rebounds (<i>includes team rebounds</i>)	27.8	.657
Assists	8.6	.563
Blocks	1.5	.386
Steals	4.1	.631
Starts	100 of 170	.588

10 STRAIGHT POSTSEASONS

Miami has now made the postseason in each of the last 10 years, tripling the program's prior top streak of three, which was set from 2002 to 2004.

- 2009-10: WNIT Finals (22-14, 4-10 ACC)
- 2010-11: NCAA Tournament Second Round (28-5, 12-2 ACC)
- 2011-12: NCAA Tournament Second Round (26-6, 14-2 ACC)
- 2012-13: NCAA Tournament First Round (21-11, 11-7 ACC)
- 2013-14: WNIT First Round (16-15, 8-8 ACC)
- 2014-15: NCAA Tournament Second Round (20-13, 8-8 ACC)
- 2015-16: NCAA Tournament First Round (24-9, 10-6 ACC)
- 2016-17: NCAA Tournament Second Round (24-9, 10-6 ACC)
- 2017-18: NCAA Tournament First Round (21-11, 10-6 ACC)
- 2018-19: NCAA Tournament Second Round (25-9, 12-4 ACC)

the matchup

• Miami hits the road for the first time in 2020, traveling to Atlanta to take on Georgia Tech at McCamish Pavilion on Jan. 2. The game is set to tipoff at 7 p.m. and will air on ACC Network Extra. Fans can also listen to the game on WVUM 90.5.

• The series history between Miami and Georgia Tech has favored each team in the past, but the Canes currently hold a 16-14 advantage over the Yellow Jackets. In the last five meetings, Miami is 4-1 against GT with the only loss coming on Feb. 22, 2018 in Atlanta.

• The Canes are looking to move to .500 all-time when playing in McCamish Pavilion, currently sitting at 5-6 on the road against Georgia Tech. Miami's most recent game against the Yellow Jackets came at home on Feb. 28, 2019, a 69-56 win over Georgia Tech.

last time out

• Miami recorded its first Atlantic Coast Conference win of the season on Sunday, outlasting Wake Forest, 59-56, at the Watsco Center.

• For the fourth straight game, juniors Kelsey Marshall (12 points) and Mykea Gray, and redshirt senior Beatrice Mompremier all scored in double-figures. Gray paced the Canes with 17 points on the afternoon, while Mompremier posted 15 points and hauled in 12 rebounds for her fourth consecutive double-double.

• The freshmen class made major contributions in the fourth quarter, led by forward Moulayna Johnson Sidi Baba, who posted five points in the final 10 minutes. Sydnee Roby and Brianna Jackson were walls down low, amassing four blocks between the two of them.

scouting the yellow jackets

• Georgia Tech enters Thursday's game at 10-2 overall and 1-0 in ACC play. Both of the Yellow Jackets' losses this season have come in neutral site contests, including a 60-48 setback to Texas A&M in Puerto Rico.

• Under first-year head coach Nell Fortner, the Yellow Jackets have been particularly effective on defense, holding their opponents to just 45.6 points per game this season. Georgia Tech ranks first and second in the ACC in 3-point field goal percentage (.224) and field goal percentage defense (.340).

• Four Yellow Jackets are averaging double-figures this season paced by senior Francesca Pan (14.1 points per game).

#QueenBea

• Redshirt senior Beatrice Mompremier continues to be a force to be reckoned with this season, averaging 16.9 points and 10.6 rebounds per game. She is one of 17 Division I players in the nation to average at least 15 points and 10 rebounds this season.

• The Miami native has tallied seven double-doubles this season, tied for second in the ACC and 13th in the nation for most double-doubles. She enters Thursday's contest on a four-game double-double streak.

• Mompremier is the only player in the Atlantic Coast Conference to rank in the top five in both scoring (fourth - 16.9) and rebounding (tied-second - 10.6) this season.

HURRICANE LEADERS

Led Team in Points

	Season	Career
Mykea Gray	2	18
Beatrice Mompremier*	5	16
Endia Banks	2	7
Kelsey Marshall	3	5

Consecutive Games in Double Figures

	Season	Career
Beatrice Mompremier*	12	17
Mykea Gray	4	9
Kelsey Marshall	4	5
Endia Banks	2	4

Led Team in Rebounds

	Season	Career
Beatrice Mompremier*	9	45
Endia Banks	3	3
Jamir Huston	2	2
Mykea Gray	1	1
Taylor Mason	1	1
Kelsey Marshall	1	1
Brianna Jackson	1	1

20-Point Games

	Season	Career
Beatrice Mompremier*	2	11
Mykea Gray	1	10
Endia Banks	1	1
Kelsey Marshall	1	1

Double-Figure Scoring Games

	Season	Career
Beatrice Mompremier*	12	63
Mykea Gray	7	47
Kelsey Marshall	8	37
Endia Banks	6	18
Taylor Mason	2	2
Jamir Huston	1	1
Moulayna Johnson Sidi Baba	1	1

Double-Figure Rebounding Games

	Season	Career
Beatrice Mompremier*	7	45
Endia Banks	1	1
Jamir Huston	1	1

Double-Doubles

	Season	Career
Beatrice Mompremier*	7	42
Endia Banks	1	1

*includes stats from previous schools



decade in review

• The 2010s are arguably the best 10 years in Miami women's basketball history, full of individual and team accomplishments. Some of the highlights include:

- **10** straight postseason appearances
- **9** 20-win seasons
- **8** ACC All-Academic Team members
- **4** All-Americans
 - Shenise Johnson,
 - Riquna Williams,
 - Adrienne Motley,
 - Beatrice Mompremier
- **3** WNBA draft picks
- **1** ACC Player of the Year (Shenise Johnson)
- **1** ACC Coach of the Year (Katie Meier, 2011)

starting fresh

• Since the start of the program in 1972, Miami has seen four decade changes. The Canes are 3-1 all-time in the first game of the decade, holding a three-game win streak heading into Thursday's contest. The four games were:

- 1980 - vs. Lamar, L, 78-56
- 1990 - vs. District of Columbia, W, 79-47
- 2000 - vs. Temple, W, 64-44
- 2010 - vs. Miami (OH), W, 75-61

• Three of the four games were played at home, while the District of Columbia contest was a neutral site game.

acc weekly honors

• Redshirt senior Beatrice Mompremier has taken home two ACC weekly honors this season, earning ACC Co-Player of the Week on November 26 and December 23.

• She is one of just two ACC players to earn two weekly awards this season, sharing the honor with Florida State's Kiah Gillespie.

• Her stat lines for each week:
Nov. 26 - 24.5 ppg, 13.0 rpg, All-Tourney Team
Dec. 23 - 16.7 ppg, 15.7 rpg, 3 double-doubles

january jammin'

• Historically, the Canes have succeeded during the month of January, holding a .547 winning percentage (208-172). In January ACC games, Miami boasts a 57-54 record.

• The Canes have tallied 16 wins over ranked teams in January, tied with February for the most of any month.

new acc format

• The ACC moved to an 18-game schedule for the 2019-20 women's basketball season. Miami is in a pod with Wake Forest, Clemson, Florida State and Georgia Tech, all of whom it will play twice.

• Miami has played an 18-game ACC schedule once before in 2012-13, posting an 11-7 record in conference action that season.

gifted gray

• Junior guard Mykea Gray continues to produce for the Canes, recording her fourth straight double-digit outing on Sunday against Wake Forest. The guard ranks second on the team in scoring (11.5 points per game).

• In games when Gray scores in double-figures, the Canes are 8-0 this season. The Maryland native has recorded 48 double-digit outings in her career and is just 60 points away from 1,000 career points as a Cane (940).

acc road openers

• Thursday's contest will be Miami's first ACC road game of the year. In conference road openers, the Canes hold a 7-8 record.

• Miami has played Georgia Tech once before in the first road game of the season, taking home a 75-63 victory on Jan. 5, 2006.

#tough20

• Head coach Katie Meier signed three 2020 prospects to NLI's on November 13:

• **Nyayongah Gony:** A 6-foot, 3-inch forward from Lincoln, Nebraska, Gony is ranked as the No. 56 overall player in the class of 2020 by ESPNW HoopGurlz. The forward comes in at No. 13 among forwards in the 2020 class and is considered the top recruit in the state of Nebraska.

• **Paula Fraile Ruiz:** Standing tall at 6-feet, 4-inches, Fraile Ruiz has a wealth of international experience, most recently competing at the FIBA U18 Women's European Championship - Division B in Sarajevo, Bosnia.

• **Naomi Mbandu:** Mbandu is currently playing at Gulf Coast State College and is considered the No. 2 junior college prospect in the nation by ASGR Basketball. A native of Tobes, France, Mbandu represented her country at the 2019 FIBA U20 Women's European Championship.

THE POLLS

Associated Press

Rk.	Team (No. 1 votes)	Rec.	Pts.
1	Connecticut (19)	10-0	722
2	Oregon (5)	10-1	703
3	Oregon St. (5)	12-0	680
4	South Carolina (1)	12-1	661
5	Stanford	11-1	622
6	Baylor	10-1	614
7	Louisville	12-1	576
8	Florida State	13-0	560
9	NC State	12-0	503
10	UCLA	12-0	497
11	Texas A&M	12-1	445
12	Maryland	10-2	406
13	Kentucky	11-1	376
14	Indiana	11-2	344
15	Mississippi State	12-2	341
16	DePaul	11-2	291
17	Gonzaga	12-1	274
18	Arizona	12-0	265
19	West Virginia	10-1	207
20	Arkansas	12-1	162
21	Missouri St.	10-2	1166
22	Tennessee	10-2	98
23	Miami	9-3	62
24	Minnesota	11-1	50
25	Texas	8-4	46

Others receiving votes: South Dakota 40; Michigan 26; Rutgers 24; Princeton 10; Colorado 9; Northwestern 7; Louisiana State 5; Kansas 4; Arizona State 1; Michigan St 1; Texas Tech 1; Nebraska 1.

USA Today Coaches Poll

Rk.	Team (No. 1 votes)	Rec.	Pts.
1	Connecticut (22)	10-0	787
2	Oregon (6)	10-1	754
3	Oregon St. (4)	12-0	739
4	Stanford	11-1	684
5	South Carolina	12-1	669
6	Baylor	10-1	652
7	Louisville	12-1	608
8	Florida State	13-0	578
9	NC State	12-0	545
10	UCLA	12-0	518
11	Maryland	10-2	455
12	Texas A&M	12-1	434
13	Kentucky	11-1	408
14	Mississippi State	12-2	380
15	Indiana	11-2	335
16	Gonzaga	12-1	307
17	DePaul	11-2	302
18	Arizona	12-0	258
19	Missouri St.	9-2	208
20	Arkansas	12-1	195
21	West Virginia	9-1	171
22	South Dakota	12-2	118
23	Tennessee	10-2	76
24	Princeton	12-1	58
25	Florida Gulf Coast	13-2	36

Others receiving votes: Michigan 35; Minnesota 20; Northwestern 15; Arizona State 15; Louisiana State 13; **Miami 9**; Texas 6; Rutgers 5; Georgia Tech 3; Colorado 3; Texas Tech 1.

*updated 12/31/19

acc standings

Team	ACC Rec.	ACC Pct.	Overall Rec.	Overall Pct.	Win Streak
1. Florida State	2-0	1.000	13-0	1.000	W13
2. NC State	1-0	1.000	12-0	1.000	W12
3. Louisville	1-0	1.000	12-1	0.923	W4
4. Georgia Tech	1-0	1.000	10-2	0.833	W2
5. North Carolina	1-0	1.000	10-2	0.833	W1
6. Miami	1-0	1.000	9-3	0.750	W4
7. Duke	1-0	1.000	7-5	0.583	L2
8. Clemson	1-1	0.500	5-8	0.385	W1
9. Virginia Tech	0-1	0.000	10-2	0.833	L1
10. Wake Forest	0-1	0.000	7-5	0.583	L1
11. Syracuse	0-1	0.000	6-6	0.500	L2
12. Virginia	0-1	0.000	5-7	0.417	L2
13. Notre Dame	0-1	0.000	5-8	0.385	L4
14. Pitt	0-1	0.000	3-9	0.250	L5
15. Boston College	0-2	0.000	7-6	0.538	L1



NCAA STATS

Team	Category (Value)	NCAA	ACC
Assist Turnover Ratio (0.78)	188	10	10
Assists (167)	143	10	10
Assists Per Game (13.9)	133	9	9
Blocked Shots (52)	67	7	7
Blocked Shots Per Game (4.3)	68	7	7
Fewest Fouls (220)	238	11	11
Fewest Turnovers (213)	259	10	10
FG Percentage (42.7)	86	9	9
FG Percentage Defense (37.5)	105	11	11
Free Throw Attempts (242)	55	5	5
Free Throws Made (160)	82	8	8
Free-Throw Percentage (66.1)	232	10	10
Personal Fouls Per Game (18.3)	239	12	12
Rebound Margin (9.0)	31	8	8
Rebounds (515)	57	9	9
Rebounds Per Game (42.92)	36	6	6
Scoring Defense (63.8)	158	9	9
Scoring Margin (7.2)	108	9	9
Scoring Offense (70.9)	91	8	8
Steals (103)	131	5	5
Steals Per Game (8.6)	142	5	5
3-Point FG Defense (29.9)	148	9	9
3-Point FG Attempted (233)	150	7	7
3-Point FG Made (75)	141	7	7
3-Point FG Per Game (6.3)	160	7	7
3-Point FG Percentage (32.2)	138	10	10
Turnover Margin (-1.83)	262	9	9
Turnovers Forced (15.92)	224	7	7
Turnovers Per Game (17.8)	245	12	12
Won-Lost Percentage (75.0)	62	7	7

Individual (Top-75 Nationally)

Category (Value) NCAA .ACC

Blocked Shots

Beatrice Mompremier (21)..... 67 5

Blocked Shots Per Game

Beatrice Mompremier (1.75)..... 67 5

Double-Doubles

Beatrice Mompremier (7)..... 13 2

Field Goals Made

Beatrice Mompremier (81)..... 43 1

Points Per Game

Beatrice Mompremier (16.9)..... 69 4

Rebounds

Beatrice Mompremier (127)..... 20 2

Rebounds Per Game

Beatrice Mompremier (10.6)..... 19 2

*updated 12/31/19

preseason accolades

• Miami forward Beatrice Mompremier racked up the preseason awards ahead of the 2019-20 campaign:

- 2019 ACC Preseason Player of the Year
- 2019 Preseason AP All-American
- Lisa Leslie Center of the Year Award
- Wooden Award Top 30
- Naismith Trophy Top 50

• As a team, the Canes were picked to finish fourth in the ACC by league coaches, and fifth by the Blue Ribbon Panel.

family tradition

• **Siblings:** Three Hurricanes have older brothers who played college basketball. Kelsey Marshall's brother, Kyle, was a three-year starter at Butler and made the 2011 NCAA title game. Taylor Mason's brother, Nate, was a First Team All-Big Ten pick at Minnesota in 2016-17. Beatrice Mompremier's brother, Wadly, played at Ohio for three years and at Arkansas-LR for one. Iggy Allen's sister, Alicia Mardis, play basketball at Arkansas Tech.

• **Parents:** Four other Miami players have direct relatives who play(ed) basketball. Jacaira Allen's sister, Alicia Mardis, is on the team at Arkansas Tech after spending two years at Kilgore College. Brianna Jackson's father played semi-pro basketball while Sydnee Roby's mother played collegiate ball at Grambling State and Howard University. Roby's mom, Essie Washington, also played professional basketball for the Virginia Wave of the WABA.

• **Cousins:** Sydnee Roby's cousin, Ericka Haney, started on Notre Dame's 2001 national championship team.

VS. 2019-20 OPPONENTS

OPPONENT	REC.	STRK	LAST MEETING
Arkansas State	N/A		
Binghamton	3-0	W3	12/19/09, W, 68-52
Boston College	28-17	W5	1/27/19, W, 76-73
Clemson	11-7	L1	1/10/19, L, 76-67
DePaul	N/A		
Duke	4-14	W2	1/17/19, W, 58-50
Florida State	15-45	W1	2/24/19, W, 64-54
Georgia Tech	16-14	W1	2/28/19, W, 69-56
Indiana	2-1	W1	12/20/15, W, 89-75
Louisville	2-4	W1	2/17/19, W, 79-73
Miami (OH)	2-0	W2	11/20/10, W, 96-64
NC A&T	2-0	W2	3/25/10, W, 84-77
North Carolina	10-13	W4	1/20/19, W, 76-68
UNC-Asheville	N/A		
NC State	11-11	L1	3/3/19, L, 70-68
Notre Dame	5-19	W1	2/7/19, W, 72-65
Oregon State	N/A		
Pittsburgh	22-9	W5	2/10/19, W, 65-51
Syracuse	20-10	L1	3/8/19, L, 92-85
Virginia	10-9	W3	2/3/19, W, 72-59
Virginia Tech	21-7	L1	2/21/19, L, 73-65
Washington St.	N/A		
Wake Forest	12-9	W2	1/6/19, W, 72-57

*All information is as of the start of the 2019-20 season

USA basketball

• USA Basketball was full of the Canes this summer as Beatrice Mompremier represented Miami at the Pan American Games in Lima, Peru. Mompremier was one of 12 players on the U.S. team and the only ACC representative.

• Mompremier and junior Mykea Gray also had the opportunity to train with USA Basketball during their training camp in Coral Gables ahead of the AmeriCup in Puerto Rico. Training camp attendees included Sue Bird, Diana Taurasi, Sylvia Fowles and Tina Charles.

GAME-BY-GAME BREAKDOWN

Date	Opponent	Site	Time	TV	Jersey	Tip-off	Attend.	Result
N10	Jackson State	Coral Gables, Fla.	3 p.m.	ACCNX	White	Miami	917	W, 83-68
N13	North Florida	Coral Gables, Fla.	11 a.m.	ACCNX	Orange	Miami	4,017	W, 78-55
N17	IUPUI	Coral Gables, Fla.	1 p.m.	ACCNX	White	Miami	863	W, 74-65
N22	NC A&T	Chicago, Ill.	2 ³⁰ p.m.		White	Miami	3,062	W, 68-67
N23	DePaul	Chicago, Ill.	3 ³⁰ p.m.		Green	Miami	1,608	L, 89-83
N29	Oregon State	Coral Gables, Fla.	2 p.m.	ACCNX	White	Miami	1,336	L, 75-53
N30	Miami (OH)	Coral Gables, Fla.	4 ³⁰ p.m.	ACCNX	Orange	Miami	823	W, 80-62
D4	Indiana	Coral Gables, Fla.	6 p.m.	ACCN	White	Miami	848	L, 58-45
D17	Binghamton	Coral Gables, Fla.	7 p.m.	ACCNX	Orange	Miami	983	W, 79-56
D20	UNC Asheville	Coral Gables, Fla.	12 p.m.	ACCNX	White	Miami	733	W, 75-46
D21	Washington St.	Coral Gables, Fla.	11 a.m.	ACCNX	White	Miami	782	W, 74-68
D29	Wake Forest*	Coral Gables, Fla.	2 p.m.	ACCN	Orange	Miami	988	W, 59-56
J2	Georgia Tech*	Atlanta, Ga.	7 p.m.	ACCNX				
J5	Florida State*	Coral Gables, Fla.	2 p.m.	RSN				
J9	Louisville*	Coral Gables, Fla.	8 p.m.	ACCN				
J12	Syracuse*	Coral Gables, Fla.	12 p.m.	ACCN				
J16	North Carolina*	Chapel Hill, N.C.	6 p.m.	ACCNX				
J19	Notre Dame*	South Bend, Ind.	1 p.m.	ESPN2/ACCN				
J23	Clemson*	Coral Gables, Fla.	6 p.m.	ACCN				
J26	Florida State*	Tallahassee, Fla.	2 p.m.	ACCN				
J30	Georgia Tech*	Coral Gables, Fla.	6 p.m.	ACCN				
F2	Virginia Tech*	Blacksburg, Va.	2 p.m.	ACCNX				
F9	Duke*	Coral Gables, Fla.	2 p.m.	ESPN2/ACCN				
F13	Virginia*	Charlottesville, Va.	7 p.m.	ACCNX				
F16	Clemson*	Clemson, S.C.	1 p.m.	ESPN2/ACCN				
F20	NC State*	Coral Gables, Fla.	8 p.m.	ACCN				
F23	Boston College*	Chestnut Hill, Mass.	4 p.m.	RSN				
F27	Wake Forest*	Winston-Salem, N.C.	7 p.m.	ACCNX				
M1	Pittsburgh*	Coral Gables, Fla.	3 p.m.	ACCNX				



MIAMI HURRICANES

numerical

No.	Name	Pos.	Ht.	Yr.	Hometown/HS/Previous
0	Kenza Salgues	G	5-9	Fr.	Montpellier, France / INSEP
1	Moulayna Johnson Sidi Baba	G/F	6-0	Fr.	Årsta, Sweden / Solna Gymnasium
3	Destiny Harden	F	6-0	R-So.	Chicago, Ill. // West Virginia
4	Endia Banks	G	5-9	Jr.	Duluth, Ga. / Duluth
5	Mykea Gray	G	5-4	Jr.	Upper Marlboro, Md. / National Christian Academy
12	Iggy Allen	G	5-10	R-Jr.	Pompano Beach, Fla. // Mississippi State
13	Taylor Mason	G	5-9	Jr.	Decatur, Ga. / Norcross
15	Jamir Huston	F	6-0	So.	Cleveland, Ohio / John Hay
20	Kelsey Marshall	G	5-9	Jr.	Davie, Fla. / Miami Country Day School
21	Brianna Jackson	F	6-3	Fr.	Virginia Beach, Va. / Princess Anne
22	Yasmeen Chang	G	5-9	Fr.	Naples, Fla. / Gulf Coast
32	Beatrice Mompremier	F	6-4	R-Sr.	Miami, Fla. // Baylor
44	Sydnee Roby	C	6-3	Fr.	Milwaukee, Wis. / Rufus King

alphabetical

No.	Name	Pos.	Ht.	Yr.	Hometown/HS/Previous
12	Iggy Allen	G	5-10	R-Jr.	Pompano Beach, Fla. // Mississippi State
4	Endia Banks	G	5-9	Jr.	Duluth, Ga. / Duluth
22	Yasmeen Chang	G	5-9	Fr.	Naples, Fla. / Gulf Coast
5	Mykea Gray	G	5-4	Jr.	Upper Marlboro, Md. / National Christian Academy
3	Destiny Harden	F	6-0	R-So.	Chicago, Ill. // West Virginia
15	Jamir Huston	F	6-0	So.	Cleveland, Ohio / John Hay
21	Brianna Jackson	F	6-3	Fr.	Virginia Beach, Va. / Princess Anne
1	Moulayna Johnson Sidi Baba	G/F	6-0	Fr.	Årsta, Sweden / Solna Gymnasium
20	Kelsey Marshall	G	5-9	Jr.	Davie, Fla. / Miami Country Day School
13	Taylor Mason	G	5-9	Jr.	Decatur, Ga. / Norcross
32	Beatrice Mompremier	F	6-4	R-Sr.	Miami, Fla. // Baylor
44	Sydnee Roby	C	6-3	Fr.	Milwaukee, Wis. / Rufus King
0	Kenza Salgues	G	5-9	Fr.	Montpellier, France / INSEP

basketball staff

Head Coach: Katie Meier (Duke '89 [B.A.] & '90 [M.A.], 15th season)
Assistant Coach: Octavia Blue (Miami '98, eighth season)
Assistant Coach: Tia Jackson (Iowa '95, fifth season)
Assistant Coach: Fitzroy Anthony (Palm Beach Atlantic '08, fifth season)
Director of Ops. & Special Projects: Margie Gill (Florida '03, sixth season)
Director of Ops. / Coordinator of Recruiting: Lonneta Hall (CSU-Northridge '94, 13th season)
Operations Assistant / Analytics & Player Development: Josh Wathen (UNF '18, first season)
Video Coordinator: Noelle Cobb (La Verne '17, first season)
Athletic Trainer: Natalie Fontela (Miami '13, fourth season)
Strength & Conditioning Coach: Brandi Walker (Towson '08 [B.S.] & George Washington '12 [M.S.]

PRONUNCIATION GUIDE

Endia Banks: IN-Dee-Uh (like the country)
Mykea Gray: My-KEY-Uh
Jamir Huston: Juh-MEER...HUE-stin (like the city)
Brianna Jackson: Bree-AHN-ah
Moulayna Johnson Sidi Baba: Moo-LAY-nah...See-dee...Bah-bah
Katie Meier: MY-Urr
Beatrice Mompremier: MOM-Prih-Meer
Sydnee Roby: ROH-bee
Kenza Salgues: SAHL-gh

roster breakdown

By Class

Seniors	1
Beatrice Mompremier	
Juniors	5
Iggy Allen	
Endia Banks	
Mykea Gray	
Kelsey Marshall	
Taylor Mason	
Sophomores	2
Destiny Harden	
Jamir Huston	
Freshmen	5
Yasmeen Chang	
Brianna Jackson	
Moulayna Johnson Sidi Baba	
Sydnee Roby	
Kenza Salgues	

By Position

Guards	7
Iggy Allen	
Endia Banks	
Yasmeen Chang	
Mykea Gray	
Kelsey Marshall	
Taylor Mason	
Kenza Salgues	
Forwards	5
Destiny Harden	
Jamir Huston	
Brianna Jackson	
Moulayna Johnson Sidi Baba	
Beatrice Mompremier	
Center	1
Sydnee Roby	

By State/Country

Florida	4
Iggy Allen	
Yasmeen Chang	
Kelsey Marshall	
Beatrice Mompremier	
France	1
Kenza Salgues	
Georgia	1
Endia Banks	
Taylor Mason	
Maryland	1
Mykea Gray	
Illinois	1
Destiny Harden	
Ohio	1
Jamir Huston	
Sweden	1
Moulayna Johnson Sidi Baba	
Virginia	1
Brianna Jackson	
Wisconsin	1
Sydnee Roby	



RECORD WHEN

last time it happened

At home	8-2
On the road	0-1
Neutral site	1-0
Scoring 90-plus points	0-0
Scoring 80-plus points	2-1
Scoring 70-plus points	6-1
Scoring 60-plus points	8-1
Scoring under 60 points	1-2
Allowing under 60 points	3-1
Allowing under 50 points	1-0
Allowing under 40 points	0-0
Leading at halftime	7-0
Trailing at halftime	1-2
Tied at halftime	1-1
Outrebounding opponent	7-2
Outrebounded by opponent	0-1
Rebounds tied	2-0
Higher field goal percentage	7-1
Lower field goal percentage	2-2
Field goal percentage tied	0-0
Fewer turnovers	4-0
More turnovers	4-2
Turnovers tied	1-1
40-plus field goal percentage	8-1
Under 40 field goal percentage	1-2
30-plus 3-point field goal percentage	7-1
Under 30 3-point field goal percentage	2-2
90-plus free throw percentage	0-0
80-plus free throw percentage	2-0
70-plus free throw percentage	4-1
Under 70 free throw percentage	5-2
20-plus 3-point attempts	5-1
Under 20 3-point attempts	4-2
More free throw attempts	6-3
Fewer free throw attempts	3-0
Free throw attempts tied	0-0
More made free throws	4-3
Fewer made free throws	5-0
Made free throws tied	0-0
40-plus free throw attempts	0-0
30-plus free throw attempts	1-1
20-plus free throw attempts	4-2
Under 20 free throw attempts	5-1
20-plus turnovers forced	3-0
15-plus turnovers forced	4-1
10-plus turnovers forced	9-3
Under 10 turnovers forced	0-0
15-plus turnovers	6-3
Under 15 turnovers	3-0
20-plus assists	1-0
15-plus assists	7-0
Under 15 assists	1-3
More 3-pointers made	6-0
Fewer 3-pointers made	3-3
3-pointers made tied	0-0
One possession games	2-0
Final margin 10 or more points	5-2
Final margin fewer than 10 points	4-1
Final margin fewer than 5 points	2-0
Overtime game	0-0
With a 30-point scorer	0-1
With a 20-point scorer	1-1
With a 10-plus rebounder	7-1
Versus ranked opponents	0-3
Wearing white jerseys	5-2
Wearing orange jerseys	4-0
Wearing green jerseys	0-1
Wearing black jerseys	0-0
On Sundays	3-0
On Mondays	0-0
On Tuesdays	1-0
On Wednesdays	1-1
On Thursdays	0-0
On Fridays	2-1
On Saturdays	2-1
Day games	7-2
Night games	2-1

MIAMI INDIVIDUAL

Scored 20-29 points	Beatrice Mompremier (31), Kelsey Marshall (22) at [19/20] DePaul (11/23/19)
Scored 30-39 points	Beatrice Mompremier (31) at [19/20] DePaul (11/23/19)
Scored 40+ points	Renee Taylor (42) at Houston (12/19/05)
Consecutive 20-point games	Beatrice Mompremier (27 vs. Syracuse, 21 vs. FGCU) (3/8-3/22)
Made 10-14 field goals	Beatrice Mompremier (12) at [19/20] DePaul (11/23/19)
Made 15+ field goals	Tamara James (17) vs. Fairfield (12/28/04)
Made six 3-point field goals	Mykea Gray (6) at Virginia Tech (2/21/19)
Made seven-plus 3-point field goals	Sarah Mortensen (8) at FIU (11/6/18)
Made 10-14 free throws	Emese Hof (11) at [13/14] Syracuse (1/23/19)
Made 15+ free throws	Desma Thomas (16) vs. Georgetown (2/25/97)
Had 15-19 rebounds	Beatrice Mompremier (18) at [19/20] DePaul (11/23/19)
Had 20+ rebounds	Beatrice Mompremier (22) vs. [22/20] Arizona State (3/24/19)
Had 10+ assists	Laura Cornelius (10) at No. 13/14 Syracuse (1/23/19)
Had 5-9 steals	Mykea Gray (5) vs. NC A&T (11/23/19)
Had 5+ blocks	Beatrice Mompremier (5) vs. Washington State (12/21/19)
Had a double-double	Mompremier (15 pts, 19 reb) vs. Washington State (12/21/19)
20 points and 20 rebounds	Beatrice Mompremier (24 pts, 21 reb) vs. [11/11] Marquette (11/15/18)

MIAMI TEAM

Scored 80-89 points	80 vs. Miami (OH) (11/30/19)
Scored 90-99 points	90 vs. Vanderbilt (12/20/18)
Scored 100+ points	103 vs. Florida A&M (12/28/18)
Scored 100+ points in a conference game	100 vs. North Carolina (1/26/17)
Had 50-59 rebounds	58 vs. Binghamton (12/17/19)
Made 30-34 field goals	32 vs. Binghamton (12/17/19)
Made 35-39 field goals	36 vs. Florida A&M (12/28/18)
Made 40+ field goals	41 vs. UL-Monroe (12/16/11)
Made 10-14 3-point field goals	11 vs. Jackson State (11/10/19)
Made 15+ 3-point field goals	16 vs. Alabama (12/21/18)
Made 20-29 free throws	23 at [19/20] DePaul (11/23/19)
Made 30 free throws	34 vs. Boston College (1/27/19)
Dished 20-25 assists	24 vs. Vanderbilt (12/20/18)
Dished 25-29 assists	26 vs. Alabama (12/21/18)
Dished 30+ assists	30 vs. Prairie View A&M (11/17/11)
Recorded 15-19 steals	15 vs. NC A&T (11/22/19)
Recorded 20+ steals	22 vs. North Carolina (2/8/12)
Posted 10+ blocks	10 vs. NC A&T (11/22/19)
Four players with 10+ points	Mompremier (15), Gray (15), Banks (14), Marshall (18) vs. Washington St (12/21/19)
Five players with 10+ points	Hof (22), Mompremier (17), Marshall (17), Cornelius (11), Huston (10) vs. Florida A&M (12/28/18)
Two players with 20+ points	Endia Banks (23), Beatrice Mompremier (20) vs. IUPUI (11/17/19)
Two players with double-figure rebounds	Emese Hof (12), Beatrice Mompremier (10) vs. FGCU (3/22/19)
Two players with double-doubles	Mompremier (21 pts, 10 reb), Hof (10 pts, 12 reb) vs. FGCU (3/22/19)
Won by 30-39 points	30 vs. Virginia Tech (2/25/18)
Won by 40-49 points	49 vs. Florida A&M (12/28/18)
Won by 50+ points	51 at FIU (11/6/18)
Won in overtime	94-89 (OT) at [9/10] Ohio State (12/1/16)
Lost in overtime	72-67 (OT) vs. Florida State (3/6/14)
Defeated a ranked opponent	79-73 at [2/2] Louisville (2/17/19)
Lost to a ranked opponent	58-35 vs. [14/16] Indiana (12/4/19)
Defeated a top 6-10 opponent	56-54 vs. [8/12] Florida State (3/3/17)
Lost to a top 6-10 opponent	75-53 vs. [7/5] Oregon State (11/29/19)
Defeated a top-5 opponent	79-73 at [2/2] Louisville (2/17/19)
Lost to a top-5 opponent	75-53 vs. [7/5] Oregon State (11/29/19)

MIAMI OPPONENT

Scored 80-89 points	89 at [19/20] DePaul (11/23/19)
Scored 90-99 points	90 vs. Central Michigan (12/30/18)
Scored 100+ points	105 vs. [13/12] Florida State (1/11/18)
Won by 30-39 points	38 vs. [13/12] Florida State (1/11/18)
Won by 40-49 points	40 vs. [5/5] Maryland (1/31/08)
Won by 50+ points	58 vs. [1/1] Maryland (1/10/07)
Individual scored 30-39 points	Paris Kea (31) vs. North Carolina (2/4/18)
Individual scored 40+ points	Monique Currie (43) vs. Duke (2/19/06)
Individual had 15-19 rebounds	Regan Magarity (19) vs. Virginia Tech (2/21/19)
Individual had 20+ rebounds	Crystal Langhorne (22) vs. Maryland (2/17/05)
Individual had 10+ assists	Kennedy Leonard (13) vs. Colorado (12/2/18)
Individual had 5+ steals	Lauren Dickerson (6) vs. Miami (OH) (11/30/19)
Individual had 5+ blocks	Brianna Turner (5) vs. Notre Dame (2/7/19)



HEAD COACH KATIE MEIER

15TH SEASON | DUKE, 1989 (B.A.) | DUKE, 1990 (M.A.)

Hometown: Wheaton, Ill. | Head Coach: Charlotte, 2001-05 | Miami, 2005-pres.

MEIER'S CAREER

Assistant Coach	
1993-94	UNC Asheville
1994-99	Tulane
Associate Head Coach	
1999-2001	Tulane
Head Coach	
2001-05	Charlotte
2005-pres.	Miami

EDUCATION

Wheaton Central High School, 1985
 Duke University, 1989
 B.A. English (Literature)
 Duke University, 1990
 M.A. English (Teaching English)

NCAA APPEARANCES

2003 - Charlotte - First Round
 2011 - Miami - Second Round
 2012 - Miami - Second Round
 2013 - Miami - First Round
 2015 - Miami - Second Round
 2016 - Miami - First Round
 2017 - Miami - Second Round
 2018 - Miami - First Round

WNIT APPEARANCES

2004 - Charlotte - Second Round
 2005 - Charlotte - First Round
 2006 - Miami - Second Round
 2010 - Miami - Finals
 2014 - Miami - First Round

PLAYING CAREER

Wheaton Central High School, 1981-85
 Duke University, 1985-90
 BBC Mini-Flat Waregem (Belgium), 1990-93

MISCELLANEOUS

ACC Rookie of the Year, 1986
 GTE Academic All-American, 1988
 First Team All-ACC, 1990
 Kodak/WBCA District All-American, 1990
 Duke Hall of Honor Inductee, 2002
 ACC 50th Anniversary Team, 2002
 C-USA Coach of the Year, 2003
 WBCA Region 4 Coach of the Year, 2003
 ACC Legend, 2006
 Wheaton Central HS HOF Inductee, 2009
 ACC Coach of the Year, 2011
 WBCA Region 2 Coach of the Year, 2011
 AP National Coach of the Year, 2011
 USA Basketball Coach of the Year, 2013
 UM Sports HOF Inductee, 2017

Katie Meier completed her 14th season at the helm of the Hurricanes' women's basketball program in 2018-19. A well-known and respected figure in women's basketball with 18 years of head coaching experience, Meier has worked tirelessly to put her mark on Miami's program and to build a winning tradition.

In 2018-19, Meier guided her team to a 10th consecutive postseason appearance, including an eighth trip to the NCAA Tournament in the last nine years and fifth straight NCAA Tournament bid. Miami also reached 20-plus wins for the ninth time in 10 years and double-digit ACC victories for the seventh time in nine years.

Through the 2017-18 campaign, Meier has a career record of 353-217, including a 277-172 mark at Miami.

Honors and Accolades

Meier has been recognized for her coaching success numerous times throughout her career. From being named a co-recipient of the 2013 USA Basketball National Coach of the Year award following a 9-0 record and gold medal at the 2013 FIBA U19 World Championship, to being inducted into the University of Miami Sports Hall of Fame in 2017, Meier's name has become synonymous with elite basketball.

One of the most prestigious honors bestowed on Meier came at the conclusion of the 2010-11 season when she was named the Associated Press National Coach of the Year - sharing the award with Connecticut's Geno Auriemma and Stanford's Tara VanDerveer. That season, Meier led the Hurricanes into the NCAA tournament for the first time since 2004 and coached the Canes to their first NCAA Tournament win since 1993.

The Canes entered the 2010-11 season with high internal expectations, but were picked eighth in the Preseason ACC Poll. Miami exceeded all outside expectations posting a perfect 20-0 record inside BankUnited Center and finished conference play with a 12-2 record, earning their first regular season conference title since joining the league in 2004. As a result, Meier was named the ACC Coach of the Year and later would be selected as the WBCA/RUSSELL ATHLETIC Region 2 Coach of the Year, as voted on by her peers.

During the 2011-12 season, Meier coached the Canes to their highest ranking in program history at No. 5. Miami went undefeated at home for the second consecutive season, pushing the home win streak to 40 games.

Five people who have been assistants for Meier during her head coaching career have gone on to earn Division I head coaching positions: Lynn Bria (Stetson), Amanda Butler (Florida and Clemson), Darrick Gibbs (North Florida), Carolyn Kieger (Marquette) and Stephanie McCormick (Western Carolina). Additionally, 22 of Meier's players at Miami have gone on to play professionally after their college careers.

A New Era

Hired April 19, 2005, Meier was appointed by then-Miami AD Paul Dee in front of national and local media, fans, alumni and support staff, signifying the beginning of a new era.

Following an unprecedented career as one of the greatest athletes to ever play in the Atlantic Coast Conference, Meier quickly established herself in the coaching ranks. Following an impressive four-year tenure as the head coach at Charlotte where she helped bring the 49er program into national prominence, Meier made it clear that her goal was to make Miami one of the premier women's basketball programs in the country.

Creating a Winning Program

In her first season, Meier wasted little time in making the first steps towards those goals. After receiving little attention in the ACC preseason polls, the Hurricanes posted an impressive overall record of 17-13. Under Meier, Miami earned a berth into the second round of the 2006 Women's National Invitation Tournament and standout Tamara James produced one of the greatest seasons ever seen by a UM player, becoming Miami's all-time leading scorer. James was selected with the eighth overall pick in the 2006 WNBA Draft by the Washington Mystics.

Over the next two years, the Hurricanes continued to develop under Meier's direction. Miami's Renee Taylor emerged as the ACC's leading scorer in 2006-07, while Maurita Reid finished the 2007-08 campaign with 110 steals, good for second in the ACC and fifth in the NCAA.

With the No. 21-ranked incoming recruiting class, Meier and the Hurricanes saw significant improvement during the 2008-09 season. The freshman class was highlighted by McDonald's All-American Shenise Johnson of Henrietta, N.Y., and Riquna Williams from nearby Pahokee, Fla. Under Meier's guidance, Johnson was named the ACC Rookie of the Week on three occasions and was named to the ACC All-Freshmen team as well as ACC Honorable Mention. The

versatile guard/forward also led the U19 USA team to a gold medal finish in the 2009 World Championships in Bangkok, Thailand.

The 2009-10 season was one of the most successful in program history. Under Meier's vision, the Hurricanes advanced to the WNIT Championship game. Miami posted a 22-14 overall record - the first 20-win campaign since the 2002-03 season and just the eighth all-time in history. In her sophomore season, Johnson was named first team

MEIER'S CAREER RECORDS

School	Years	Overall	Conf.
Charlotte	2001-05	76-45	36-20
Miami	2005-pres.	286-175	112-103
Overall	18	362-220	148-123



All-ACC, while a healthy Riquna Williams garnered second-team honors. The tandem led Miami to a 5-1 WNIT record - the deepest postseason run in team history, with both earning all-tournament honors along the way.

Following the success of the 2009-10 campaign, Meier signed a contract extension through 2015 and the Hurricanes continued their rise in the ACC. Miami earned a conference regular season title in 2010-11 and returned to the NCAA Tournament for the first time in seven seasons. Johnson was named to four different All-America squads and became the second player in program history to be named the conference player of the year (Frances Savage - BIG EAST - 1992). Williams, along with Johnson, was named First Team All-ACC and was the conference scoring leader, posting 21.7 points per game.

Miami's dominance continued into the 2011-12 season. The Canes finished second in the conference standings with a record of 14-2 and were 26-6 overall, earning a No. 3 seed in the NCAA Tournament. UM also defeated the eventual conference tournament champion, Maryland, both times they played in the regular season.

Seniors Shenise Johnson and Riquna Williams continued to shine in the ACC as the duo were second and third in the league in scoring and each were again named First Team All-ACC. Johnson was also named to the All-ACC Defensive Team for the third consecutive season and earned a place on five different All-America teams, including the WBCA squad for the second straight year. Williams earned AP All-America third team recognition in her final collegiate campaign as well.

The Hurricanes went to a school record third straight NCAA Tournament in 2012-13, earning a No. 8 seed. Meier's Hurricanes defeated two top-10 opponents during the season, besting No. 6/7 Penn State and knocking off No. 5/4 Duke on senior day, marking the first win over a team in the top four of either poll in program history and the school's first win over the Blue Devils, who went 20-1 against ACC opponents that season, including winning the ACC Tournament.

After reaching the WNIT in 2014, Meier guided the Hurricanes back to the NCAA Tournament in 2015 and the 11th-seeded Hurricanes defeated No. 6 seed Washington in the first round, before dropping their second round matchup against third-seeded Iowa, the host school.

Earlier in the 2014-15 season, Meier also led the Hurricanes to the program's first win over a team in the top four of the AP Poll. They defeated No. 4/4 Notre Dame, 78-63, the Fighting Irish's only loss in their first two years in the ACC. Sophomore guard Adrienne Motley went on to be named a consensus First Team All-ACC pick after averaging 16.9 points on 49.2 percent shooting. Meier also earned her 250th career win during the season.

In 2015-16, Meier led Miami to a 24-9 record to tie for the fifth-most wins in a season in program history. Miami received a No. 5 seed the NCAA Tournament and made its fifth appearance in the field in the past six years. The 2015-16 campaign also saw the Hurricanes beat both Duke and North Carolina in the same year for the first time. The victory at North Carolina was good for the 200th of Meier's tenure at Miami. Adrienne Motley was also tabbed as a consensus First Team All-ACC honoree for the second straight year, in addition to garnering WBCA All-America Team Honorable Mention recognition.

In 2016-17, Meier guided the Hurricanes to a second straight 24-9 record. In the quarterfinals of the ACC Tournament, Miami again defeated a Florida State team ranked in the top 10, downing the No. 8/12 Seminoles, 56-54, to earn back-to-back semifinal appearances for the first time. The Hurricanes beat four top-25 teams, defeating three ranked teams – two of which were in the top 10 – away from home for the first time in the ACC era. Miami earned a No. 4 seed in the NCAA Tournament, hosting the first two rounds of play, and reached the second round for the fourth time in seven years.

Adrienne Motley and Jessica Thomas were both Second Team All-ACC picks in 2016-17, with Motley becoming Miami's fifth WNBA Draft pick. In addition, Motley, Thomas and Keyona Hayes formed the second Miami teammate trio to all reach 1,000 points and each signed a WNBA contract, the first time three Hurricanes in the same class did so.

Despite losing many talented players to graduation and injuries, Meier led the Hurricanes to a 21-11 finish in 2017-18 and surpassed 250 wins in her tenure with the program. Erykah Davenport, a Second Team All-ACC honoree, and Keyanna Harris became the first Miami seniors to make four straight NCAA Tournaments. Miami had two freshman all-league honorees for the first time since 1992-93 in the BIG EAST, as Mykea Gray and Kelsey Marshall both made the cut.

Establishing Her Legacy as a Player

Meier's success as a coach is a direct reflection of her playing career as a standout at Duke University. A four-year letter winner for the Blue Devils under head coach Debbie Leonard from 1986-90, Meier's name is scattered throughout the Duke record books.

She currently ranks among the school's all-time career leaders in scoring average (16.2 points per game), steals (232), free throws made (447) and free throws attempted (624). She is also listed among Duke's leaders in career points (1,761), field goals made (653), field goals attempted (1,283), assists (409) and rebounding average (6.1 rebounds per game).

Meier wasted no time making her mark at Duke, earning ACC Rookie of the Year and Basketball Yearbook Freshman All-America honors in 1986. Meier injured her knee in 1988 during her junior season and ultimately missed the entire 1988-89 campaign while recovering.

Meier returned to Duke for her senior season in 1990 without missing a beat, earning Kodak/WBCA District 2 All-America and All-ACC first team accolades while being named the Blue Devils' most valuable player.

In 2002, Meier was honored by Duke for her efforts as a player when she was named to the inaugural induction class in the Blue Devils' Hall of Honor. That same year, Meier was named to the ACC's 50th Anniversary Team. In 2006, she was once again honored by the conference when she was named an ACC Legend at the 2006 ACC Women's Basketball Tournament.

Meier's success on the court was only outdone by her accomplishments in the classroom. She was named to the Dean's List from 1986-88. In 1988 she also earned GTE Academic All-America Second Team honors.


After receiving a bachelor's degree in English literature with cum laude honors in 1989, Meier went on to earn a master's degree in teaching English from Duke in 1990.

Following her career at Duke, Meier moved overseas to play three seasons with BBC Mini-Flat Waregem in Belgium from 1990-93. There, she helped lead her team to three First Division regular season titles and one Belgian Cup Championship. While in Belgium, Meier also spent time teaching classes of conversational English while coaching teams of 15- to 17-year-olds.

A native of Wheaton, Ill., Meier graduated from Wheaton Central High School in 1985 and in October 2009 was inducted into her high school's athletic hall of fame.

MEIER YEAR-BY-YEAR

Year	School	Overall		Conf.		Post-Season
		W-L		W-L	Finish	
2001-02	Charlotte	16-13		7-7	t-7	
2002-03	Charlotte	21-9		12-2	1	NCAA 0-1
2003-04	Charlotte	17-14		8-6	7	WNIT 1-1
2004-05	Charlotte	22-9		9-5	t-5	WNIT 0-1
2005-06	Miami	17-13		6-8	6	WNIT 1-1
2006-07	Miami	11-19		2-12	11	
2007-08	Miami	9-21		2-12	12	
2008-09	Miami	13-17		2-12	t-10	
2009-10	Miami	22-14		4-10	t-10	WNIT 5-1
2010-11	Miami	28-5		12-2	t-1	NCAA 1-1
2011-12	Miami	26-6		14-2	2	NCAA 1-1
2012-13	Miami	21-11		11-7	t-4	NCAA 0-1
2013-14	Miami	16-15		8-8	8	WNIT 0-1
2014-15	Miami	20-13		8-8	8	NCAA 1-1
2015-16	Miami	24-9		10-6	t-5	NCAA 0-1
2016-17	Miami	24-9		10-6	7	NCAA 1-1
2017-18	Miami	21-11		10-6	t-6	NCAA 0-1
2018-19	Miami	25-9		12-4	4	NCAA 1-1
2019-20	Miami	9-3		1-0	-	-
Overall		362-220		148-123	12-14	



G || Kenza Saglues
Fr. || 5-9 || Montpellier, France

- Knocked down her first collegiate bucket against Miami (OH) (11/30/19)
- Ranked the No. 20 international player in the 2018 class by ProspectsNations.com
- Four-star prospect and second-best player from France
- Represented France at the FIBA U18 Women's European Championship (Division A), helping her country to a seventh-place finish in Udine, Italy
- Averaged 8.1 points, 2.0 rebounds and 1.7 assists in seven games
- Also played in the FIBA U16 Women's European Championship in 2016
- Graduated from INSEP, a French training institute for the nation's elite athletes between 15-18 (alums include Tony Parker and Clint Capela)
- Is the first Frenchwoman to player under Katie Meier



PLAYER HIGHS

Minutes

19-20 19, vs. UNCA (12/20/19)
Career..... 19, vs. UNCA (12/20/19)

Points

19-20 7, vs. UNCA (12/20/19)
Career..... 7, vs. UNCA (12/20/19)

Field Goals Made

19-20 2, vs. UNCA (12/20/19)
Career..... 2, vs. UNCA (12/20/19)

Field Goals Attempted

19-20 7, vs. UNCA (12/20/19)
Career..... 7, vs. UNCA (12/20/19)

3-Point Field Goals Made

19-20 2, vs. UNCA (12/20/19)
Career..... 2, vs. UNCA (12/20/19)

3-Point Field Goals Attempted

19-20 7, vs. UNCA (12/20/19)
Career..... 7, vs. UNCA (12/20/19)

Free Throws Made

19-20 2, vs. Binghamton (12/17/19)
Career..... 2, vs. Binghamton (12/17/19)

Free Throws Attempted

19-20 2, 2x, last vs. UNCA (12/20/19)
Career..... 2, 2x, last vs. UNCA (12/20/19)

Rebounds

19-20 2, 2x, last vs. UNCA (12/20/19)
Career..... 2, 2x, last vs. UNCA (12/20/19)

Assists

19-20 2, vs. UNCA (12/20/19)
Career..... 2, vs. UNCA (12/20/19)

Blocks

19-20 N/A
Career..... N/A

Steals

19-20 N/A
Career..... N/A

Double-Doubles

19-20 N/A
Career..... N/A

Double-Digit Game

19-20 N/A
Career..... N/A

2019-20 game-by-game

Opponent	Date	gs	min	Total		3-Pointers		Free throws		Rebounds							pts	avg		
				fg-fga	pct	3fg-fga	pct	ft-fa	pct	off	def	tot	avg	pf	a	t/o			blk	stl
JACKSON ST.	11/10/19	3	0-0	.000	0-0	.000	0-0	.000	0	0	0	0.0	0	0	3	0	0	0	0.0	
NORTH FLORIDA	11/13/19	5	0-0	.000	0-0	.000	0-0	.000	0	0	0	0.0	0	1	0	0	0	0	0.0	
IUPUI	11/17/19	0	0-0	.000	0-0	.000	0-0	.000	0	0	0	0.0	0	0	0	0	0	0	0.0	
at #19/20 DePaul	11/23/19	dnp	-	-	-	-	-	-	-	-	-	-	-	-	-	-	-	-	-	
#7/5 OREGON STATE	11/29/19	6	0-1	.000	0-1	.000	0-0	.000	0	0	0	0.0	1	0	0	0	0	0	0.0	
MIAMI (OH)	11/30/19	12	1-2	.500	1-2	.500	0-0	.000	0	2	2	0.4	0	0	1	0	0	3	0.6	
#14/16 INDIANA	12/04/19	5	0-1	.000	0-1	.000	0-0	.000	0	0	0	0.3	1	0	0	0	0	0	0.5	
BINGHAMTON	12/17/19	6	0-3	.000	0-2	.000	2-2	1.000	0	0	0	0.3	1	1	1	1	0	0	2.0	
UNC ASHEVILLE	12/20/19	19	2-7	.286	2-7	.286	1-2	.500	0	2	2	0.5	2	2	2	0	0	7	1.5	
WASHINGTON ST.	12/21/19	2	0-0	.000	0-0	.000	0-0	.000	0	0	0	0.4	0	0	0	0	0	0	1.3	
WAKE FOREST	12/29/19	5	0-0	.000	0-0	.000	0-0	.000	0	0	0	0.4	0	0	0	0	0	0	1.2	
Totals		0	63	3-14	.214	3-13	.231	3-4	.750	0	4	4	0.4	5	4	7	0	0	12	1.2

Games played: 10
Minutes/game: 6.3
Points/game: 1.2
FG Pct: 21.4
3FG Pct: 23.1
FT Pct: 75.0

Rebounds/game: 0.4
Assists/game: 0.4
Turnovers/game: 0.7
Assist/turnover ratio: 0.6

Career Stats

Season	gp-gs	min/avg	Total		3-Point		F-Throws		Rebounds				Scoring							
			fg-fga	pct	fg-fga	pct	ft-fa	pct	off	def	tot	avg	pf	fo	ast	to	blk	stl	pts	avg
2019-20	10-0	63/6.3	3-14	.214	3-13	.231	3-4	.750	0	4	4	0.4	5	0	4	7	0	0	12	1.2
TOTAL	10-0	63/6.3	3-14	.214	3-13	.231	3-4	.750	0	4	4	0.4	5	0	4	7	0	0	12	1.2



F || Moulayna Johnson Sidi Baba
Fr. || 6-0 || Arsta, Sweden

- Paces all Miami freshmen in minutes, averaging 21.9 per game
- Four-star international prospect according to Kelli Moore Basketball
- Represented Sweden in August 2018 at the FIBA U18 Women's European Championship in Udine, Italy
- Logged a double-double in all three outings, highlighted by a 12-point, 18-rebound performance against Ireland
- Played for Sweden in the FIBA U16 Women's European Championship (Div. A)
- Becomes the second Swedish player to sign with Miami during Katie Meier's tenure



PLAYER HIGHS

Minutes

19-20 33, vs. DePaul (11/23/19)
Career..... 33, vs. DePaul (11/23/19)

Points

19-20 10, vs. DePaul (11/23/19)
Career..... 10, vs. DePaul (11/23/19)

Rebounds

19-20 6, 2x, last vs. DePaul (11/23/19)
Career..... 6, 2x, last vs. DePaul (11/23/19)

Assists

19-20 4, vs. DePaul (11/23/19)
Career..... 4, vs. DePaul (11/23/19)

Steals

19-20 2, 2x, last vs. NC A&T (11/22/19)
Career..... 2, 2x, last vs. NC A&T (11/22/19)

Blocks

19-20 1, vs. Jackson St. (11/10/19)
Career..... 1, vs. Jackson St. (11/10/19)

Field Goals Made

19-20 3, 2x, last vs. DePaul (11/23/19)
Career..... 3, 2x, last vs. DePaul (11/23/19)

Field Goals Attempted

19-20 9, vs. DePaul (11/23/19)
Career..... 9, vs. DePaul (11/23/19)

3-Point Field Goals Made

19-20 2, vs. DePaul (11/23/19)
Career..... 2, vs. DePaul (11/23/19)

3-Point Field Goals Attempted

19-20 4, vs. DePaul (11/23/19)
Career..... 4, vs. DePaul (11/23/19)

Free Throws Made

19-20 .. 2, 3x, last vs. Washington St (12/21/19)
Career..... 2, 2x, last vs. DePaul (11/23/19)

Free Throws Attempted

19-20 4, vs. DePaul (11/23/19)
Career..... 4, vs. DePaul (11/23/19)

Double-Doubles

19-20 N/A
Career..... N/A

Double-Digit Game

19-20 1
Career..... 1

2019-20 game-by-game

Opponent	Date	gs	min	Total		3-Pointers		Free throws		Rebounds				Other							
				fg-fga	pct	3fg-fga	pct	ft-fa	pct	off	def	tot	avg	pf	a	t/o	blk	stl	pts	avg	
JACKSON ST.	11/10/19		19	1-3	.333	1-3	.333	0-0	.000	1	1	2	2.0	1	3	1	1	2	3	3.0	
NORTH FLORIDA	11/13/19		20	3-5	.600	1-3	.333	0-2	.000	1	1	2	2.0	0	1	0	0	0	7	5.0	
IUPUI	11/17/19		27	0-3	.000	0-1	.000	0-0	.000	0	1	1	1.7	3	1	1	0	0	0	3.3	
vs N.C. A&T	11/22/19	*	25	1-6	.167	1-4	.250	2-2	1.000	3	3	6	2.8	0	0	0	0	2	5	3.8	
at #19/20 DePaul	11/23/19	*	33	3-9	.333	2-4	.500	2-4	.500	3	3	6	3.4	3	4	2	0	0	10	5.0	
#7/5 OREGON STATE	11/29/19	*	24	1-4	.250	0-2	.000	1-2	.500	0	2	2	3.2	0	1	1	0	0	3	4.7	
MIAMI (OH)	11/30/19		21	1-5	.200	1-3	.333	0-0	.000	1	2	3	3.1	0	2	2	0	0	3	4.4	
#14/16 INDIANA	12/04/19		23	1-5	.200	1-3	.333	0-0	.000	1	4	5	3.4	0	1	1	0	0	3	4.3	
BINGHAMTON	12/17/19		16	1-3	.333	0-1	.000	0-0	.000	1	2	3	3.3	1	0	2	0	1	2	4.0	
WASHINGTON ST.	12/21/19		11	1-2	.500	0-0	.000	2-2	1.000	1	1	2	3.2	0	0	1	0	0	4	4.0	
WAKE FOREST	12/29/19		21	2-6	.333	1-3	.333	0-3	.000	1	3	4	3.3	0	1	0	0	0	5	4.1	
Totals			3	240	15-51	.294	8-27	.296	7-15	.467	13	23	36	3.3	8	14	11	1	5	45	4.1

Games played: 11
Minutes/game: 21.8
Points/game: 4.1
FG Pct: 29.4
3FG Pct: 29.6
FT Pct: 46.7

Rebounds/game: 3.3
Assists/game: 1.3
Turnovers/game: 1.0
Assist/turnover ratio: 1.3
Steals/game: 0.5
Blocks/game: 0.1

Career Stats

Season	gp-gs	min/avg	Total		3-Point		F-Throws		Rebounds				Scoring							
			fg-fga	pct	fg-fga	pct	ft-fa	pct	off	def	tot	avg	pf	fo	ast	to	blk	stl	pts	avg
2019-20	10-0	63/6.3	3-14	.214	3-13	.231	3-4	.750	0	4	4	0.4	5	0	4	7	0	0	12	1.2
TOTAL	10-0	63/6.3	3-14	.214	3-13	.231	3-4	.750	0	4	4	0.4	5	0	4	7	0	0	12	1.2



G || Destiny Harden
R-So. || 6-0 || Chicago, Ill.

- Sat out the 2018-19 season due to NCAA transfer rules
- Played her freshman season at West Virginia University (2017-18)
- Played in 35 of 37 games for the Mountaineers, totaling 2.5 points and 1.5 rebounds in 8.2 minutes per game
- Listed as a four-star recruit by ProspectsNation.com and a three-star prospect by ESPNW HoopGurtz
- Earned Chicago Tribune Second Team All-State and USA TODAY All-USA Illinois Second Team honors
- Averaged 18.0 points, 8.0 rebounds and 4.0 assists as a senior in high school, leading her team to a regional title

3

PLAYER HIGHS

Minutes

19-20 9, vs. UNCA (12/20/19)
Career.....20, vs. Coppin State (12/10/17)

Points

19-20 2, 2x, last vs. UNCA (12/20/19)
Career...8, 4x, last vs. St. Joseph's (3/18/18)

Rebounds

19-20 4, vs. Binghamton (12/17/19)
Career...6, 2x, last vs. North Florida (11/19/17)

Assists

19-20 N/A
Career.....3, vs. Morgan State (12/18/17)

Steals

19-20 3, vs. UNCA (12/20/19)
Career..... 4, 2x, last vs. Bucknell (3/15/18)

Blocks

19-20 N/A
Career...2, 3x, last vs. Morehead State (12/21/17)

Field Goals Made

19-20 .. 1, 2x, last vs. Binghamton (12/17/19)
Career...4, 4x, last vs. St. Joseph's (3/18/18)

Field Goals Attempted

19-20 .. 1, 3x, last vs. Binghamton (12/17/19)
Career.....7, vs. Bucknell (3/15/18)

3-Point Field Goals Made

19-20 N/A
Career..... N/A

3-Point Field Goals Attempted

19-20 N/A
Career..... N/A

Free Throws Made

19-20 2, vs. UNCA (12/20/19)
Career..... 4, 3x, last vs. Kansas (2/4/18)

Free Throws Attempted

19-20 2, 2x, last vs. UNCA (12/20/19)
Career..... 9, vs. Kansas (2/14/18)

Double-Doubles

19-20 N/A
Career..... N/A

Double-Digit Game

19-20 N/A
Career..... N/A

2019-20 game-by-game

Opponent	Date	gs	min	Total		3-Pointers		Free throws		Rebounds					pts	avg				
				fg-fga	pct	3fg-fga	pct	ft-fa	pct	off	def	tot	avg	pf			a	t/o	blk	stl
JACKSON ST.	11/10/19	8	0-0	.000	0-0	.000	0-0	.000	0	1	1	1.0	2	0	1	0	1	0	0.0	
NORTH FLORIDA	11/13/19	4	0-1	.000	0-0	.000	0-0	.000	0	0	0	0.5	1	0	1	0	0	0	0.0	
IUPUI	11/17/19	dnp	-	-	-	-	-	-	-	-	-	-	-	-	-	-	-	-	-	
vs N.C. A&T	11/22/19	3	0-0	.000	0-0	.000	0-0	.000	0	0	0	0.3	0	0	1	0	0	0	0.0	
at #19/20 DePaul	11/23/19	dnp	-	-	-	-	-	-	-	-	-	-	-	-	-	-	-	-	-	
#7/5 OREGON STATE	11/29/19	2	0-1	.000	0-1	.000	0-0	.000	1	0	1	0.5	1	0	1	0	0	0	0.0	
MIAMI (OH)	11/30/19	5	1-1	1.000	0-0	.000	0-2	.000	1	0	1	0.6	2	0	0	0	1	2	0.4	
BINGHAMTON	12/17/19	6	1-1	1.000	0-0	.000	0-0	.000	0	4	4	1.2	1	0	1	0	0	2	0.7	
UNC ASHEVILLE	12/20/19	9	0-5	.000	0-0	.000	2-2	1.000	1	0	1	1.1	2	0	1	0	3	2	0.9	
WASHINGTON ST.	12/21/19	dnp	-	-	-	-	-	-	-	-	-	-	-	-	-	-	-	-	-	
Totals		0	37	2-9	.222	0-1	.000	2-4	.500	3	5	8	1.1	9	0	6	0	5	6	0.9

Games played: 7
Minutes/game: 5.3
Points/game: 0.9
FG Pct: 22.2
3FG Pct: 0.0
FT Pct: 50.0

Rebounds/game: 1.1
Turnovers/game: 0.9
Steals/game: 0.7

Career Stats

Season	gp-gs	min/avg	Total		3-Point		F-Throws		Rebounds					Scoring						
			fg-fga	pct	fg-fga	pct	ft-fa	pct	off	def	tot	avg	pf	fo	ast	to	blk	stl	pts	avg
2017-18*	35-0	286/8.2	35-79	.443	0-0	.000	18-41	.439	25	26	51	1.5	34	1	12	23	10	19	88	2.5
2019-20	7-0	37/5.3	2-9	.222	0-1	.000	2-4	.500	3	5	8	1.1	9	0	0	6	0	5	6	0.9
TOTAL	7-0	37/5.3	2-9	.222	0-1	.000	2-4	.500	3	5	8	1.1	9	0	0	6	0	5	6	0.9
All*	42-0	323/7.7	37-88	.420	0-1	.000	20-45	.444	28	31	59	1.4	43	1	12	29	10	24	94	2.2

* Statistics from prior team/school



G || Endia Banks
Jr. || 5-9 || Duluth, Ga.

- Recorded the first 20-point outing her career with 23 points against IUPUI
- Finished third among Hurricanes in 2018-19 rebounding (3.5), offensive rebounding (0.8) and assists (2.2)
- Tabbed to the All-ACC Academic Team as a freshman
- Joined classmate Mykea Gray as the first Miami freshmen to start every game since Shenise Johnson in 2008-09
- Listed by ProspectsNation.com as a four-star recruit and the No. 53 player in the

4

PLAYER HIGHS

Minutes

19-20 36, vs. DePaul (11/23/19)
Career..... 36, vs. DePaul (11/23/19)

Points

19-20 23, vs. IUPUI (11/17/19)
Career..... 23, vs. IUPUI (11/17/19)

Rebounds

19-20 6, vs. DePaul (11/23/19)
Career..... 10, 2x, vs. Quinnipiac (3/17/18)

Assists

19-20 6, 2x, last vs. NC A&T (11/22/19)
Career..... 8, vs. Kentucky (12/10/17)

Steals

19-20 5, vs. IUPUI (11/17/19)
Career..... 5, vs. IUPUI (11/17/19)

Blocks

19-20 N/A
Career.... 1, 6x, last vs. Quinnipiac (3/17/18)

Field Goals Made

19-20 9, vs. IUPUI (11/17/19)
Career..... 9, vs. IUPUI (11/17/19)

Field Goals Attempted

19-20 13, vs. IUPUI (11/17/19)
Career..... 14, vs. Indiana (12/4/19)

3-Point Field Goals Made

19-20 2, vs. UNCA (12/20/19)
Career..... 3, vs. FGCU (3/22/19)

3-Point Field Goals Attempted

19-20 4, vs. Jackson St. (11/10/19)
Career..... 6, vs. Indiana (12/4/19)

Free Throws Made

19-20 5, vs. Binghamton (12/17/19)
Career..... 6, vs. Michigan State (11/30/17)

Free Throws Attempted

19-20 6, 3x, last vs. Indiana (12/4/19)
Career..... 8, vs. Southern Illinois (12/20/17)

Double-Doubles

19-20 N/A
Career..... 1

Double-Digit Game

19-20 5
Career..... 17

2019-20 game-by-game

Opponent	Date	gs	min	Total		3-Pointers		Free throws		Rebounds				Other				pts	avg		
				fg-fga	pct	3fg-fga	pct	ft-fa	pct	off	def	tot	avg	pf	a	t/o	blk			stl	
JACKSON ST.	11/10/19	*	33	4-10	.400	1-4	.250	2-6	.333	2	1	3	3.0	0	6	6	0	3	11	11.0	
NORTH FLORIDA	11/13/19	*	29	3-6	.500	0-3	.000	0-0	.000	2	3	5	4.0	1	5	2	0	0	6	8.5	
IUPUI	11/17/19	*	36	9-13	.692	1-3	.333	4-4	1.000	0	3	3	3.7	0	4	2	0	5	23	13.3	
vs N.C. A&T	11/22/19	*	24	2-4	.500	1-1	1.000	2-3	.667	0	2	2	3.3	4	6	4	1	1	7	11.8	
at #19/20 DePaul	11/23/19	*	36	2-5	.400	1-2	.500	4-6	.667	0	6	6	3.8	3	3	4	0	3	9	11.2	
#7/5 OREGON STATE	11/29/19	*	26	5-8	.625	1-1	1.000	1-3	.333	0	4	4	3.8	2	1	3	0	1	12	11.3	
MIAMI (OH)	11/30/19	*	24	2-3	.667	1-2	.500	0-0	.000	0	3	3	3.7	1	4	3	0	1	5	10.4	
#14/16 INDIANA	12/04/19	*	30	3-14	.214	2-6	.333	5-6	.833	3	2	5	3.9	0	0	3	0	1	13	10.8	
BINGHAMTON	12/17/19	*	32	6-13	.462	0-1	.000	0-1	.000	2	3	5	4.0	0	4	2	0	0	12	10.9	
UNC ASHEVILLE	12/20/19	*	21	3-5	.600	2-3	.667	0-0	.000	2	2	4	4.0	1	3	0	0	0	8	10.6	
WASHINGTON ST.	12/21/19	*	35	6-9	.667	0-2	.000	2-2	1.000	1	2	3	3.9	1	1	1	0	0	14	10.9	
WAKE FOREST	12/29/19	*	29	3-7	.429	0-1	.000	1-2	.500	0	3	3	3.8	1	3	4	0	0	7	10.6	
Totals			12	355	48-97	.495	10-29	.345	21-33	.636	12	34	46	3.8	14	40	34	1	15	127	10.6

Games played: 12
Minutes/game: 29.6
Points/game: 10.6
FG Pct: 49.5
3FG Pct: 34.5
FT Pct: 63.6

Rebounds/game: 3.8
Assists/game: 3.3
Turnovers/game: 2.8
Assist/turnover ratio: 1.2
Steals/game: 1.3
Blocks/game: 0.1

Career Stats

Season	gp-gs	min/avg	Total		3-Point		F-Throws		Rebounds				Scoring							
			fg-fga	pct	fg-fga	pct	ft-fa	pct	off	def	tot	avg	pf	fo	ast	to	blk	stl	pts	avg
2017-18	32-32	845/26.4	99-222	.446	12-48	.250	37-55	.673	36	105	141	4.4	55	0	87	90	3	34	247	7.7
2018-19	34-14	730/21.5	50-143	.350	14-46	.304	14-23	.609	26	94	120	3.5	43	0	74	48	3	18	128	3.8
2019-20	12-12	355/29.6	48-97	.495	10-29	.345	21-33	.636	12	34	46	3.8	14	0	40	34	1	15	127	10.6
TOTAL	78-58	1930/24.7	197-462	.426	36-123	.293	72-111	.649	74	233	307	3.9	112	0	201	172	7	67	502	6.4



G || Mykea Gray
Jr. || 5-4 || Upper Marlboro, Md.

- Tallied the first block of her career against Wake Forest (12/29)
- Has scored in double-figures in four straight games
- One of three Miami players to start all 34 contests in 2018-19
- Scored double-digit points 22 times, including in 20 of the last 24 games with nine in a row, and tallied 15-plus 13 times, with 20-plus on six occasions
- Placed No. 28 in the ACC in scoring (12.6 ppg)
- Florida Sunshine Classic All-Tournament Team
- Tabbed ACC Rookie of the Week three times and earned a spot on the ACC All-Freshman Team in first season season (2017-18)
- Missed nine non-conference games due to a hand injury (three Clemson losses in that time span)



PLAYER HIGHS

Minutes

19-20 35, vs. Wake Forest (12/29/19)
Career...37, 2x, last at Florida State (1/31/19)

Points

19-20 19, vs. NC A&T (11/22/19)
Career.....27, vs. FIU (11/10/17)

Rebounds

19-20 4, vs. DePaul (11/23/19)
Career.....7, vs. NC State (2/8/18)

Assists

19-20 5, vs. Binghamton (12/17/19)
Career...6, 2x, last vs. North Carolina (1/20/19)

Steals

19-20 5, vs. NC A&T (11/22/19)
Career.....5, vs. NC A&T (11/22/19)

Blocks

19-20 1, vs. Wake Forest (12/29/19)
Career..... 1, vs. Wake Forest (12/29/19)

Field Goals Made

19-20 4, 2x, last vs. IUPUI (11/17/19)
Career.....9, vs. Stephen F. Austin (11/9/18)

Field Goals Attempted

19-20 19, vs. NC A&T (11/22/19)
Career..... 19, vs. NC A&T (11/22/19)

3-Point Field Goals Made

19-20 .. 3, 3x, last vs. Wake Forest (12/29/19)
Career.....6, at Virginia Tech (2/21/19)

3-Point Field Goals Attempted

19-20 8, vs. NC A&T (11/22/19)
Career.....10, at Virginia Tech (2/21/19)

Free Throws Made

19-20 .. 7, 2x, last v vs. Washington St (12/21/19)
Career...10, 2x, last vs. Boston College (1/27/19)

Free Throws Attempted

19-20 9, vs. Washington St (12/21/19)
Career...11, 3x, last vs. Boston College (1/27/19)

Double-Doubles

19-20 N/A
Career..... N/A

Double-Digit Game

19-20 8
Career..... 48

2019-20 game-by-game

Opponent	Date	gs	min	Total		3-Pointers		Free throws		Rebounds				Other							
				fg-fga	pct	3fg-fga	pct	ft-fa	pct	off	def	tot	avg	pf	a	t/o	blk	stl	pts	avg	
JACKSON ST.	11/10/19	*	25	4-8	.500	3-5	.600	1-2	.500	1	1	2	2.0	3	4	2	0	2	12	12.0	
NORTH FLORIDA	11/13/19	*	22	3-8	.375	2-6	.333	0-0	.000	0	2	2	2.0	1	3	2	0	1	8	10.0	
IUPUI	11/17/19	*	23	4-10	.400	1-4	.250	7-8	.875	0	2	2	2.0	3	2	2	0	1	16	12.0	
vs N.C. A&T	11/22/19	*	32	7-19	.368	3-8	.375	2-3	.667	1	1	2	2.0	4	1	2	0	5	19	13.8	
at #19/20 DePaul	11/23/19	*	21	0-5	.000	0-3	.000	0-2	.000	1	3	4	2.4	2	3	2	0	0	0	11.0	
#7/5 OREGON STATE	11/29/19	*	17	1-5	.200	0-3	.000	4-4	1.000	0	1	1	2.2	1	2	2	0	0	6	10.2	
MIAMI (OH)	11/30/19	*	26	4-11	.364	2-4	.500	0-0	.000	0	3	3	2.3	0	4	4	0	0	10	10.1	
#14/16 INDIANA	12/04/19	*	26	3-14	.214	1-5	.200	0-0	.000	0	2	2	2.3	1	0	2	0	1	7	9.8	
BINGHAMTON	12/17/19	*	28	5-16	.313	1-6	.167	4-4	1.000	2	0	2	2.2	1	5	3	0	3	15	10.3	
UNC ASHEVILLE	12/20/19	*	20	4-9	.444	1-4	.250	4-4	1.000	0	2	2	2.2	1	2	0	0	0	13	10.6	
WASHINGTON ST.	12/21/19	*	32	4-10	.400	0-1	.000	7-9	.778	1	0	1	2.1	0	2	3	0	2	15	11.0	
WAKE FOREST	12/29/19	*	35	7-12	.583	3-5	.600	0-0	.000	0	2	2	2.1	1	4	6	1	3	17	11.5	
Totals			12	307	46-127	.362	17-54	.315	29-36	.806	6	19	25	2.1	18	32	30	1	18	138	11.5

Games played: 12
Minutes/game: 25.6
Points/game: 11.5
FG Pct: 36.2
3FG Pct: 31.5
FT Pct: 80.6

Rebounds/game: 2.1
Assists/game: 2.7
Turnovers/game: 2.5
Assist/turnover ratio: 1.1
Steals/game: 1.5
Blocks/game: 0.1

Career Stats

Season	gp-gs	min/avg	Total		3-Point		F-Throws		Rebounds				Scoring							
			fg-fga	pct	fg-fga	pct	ft-fa	pct	off	def	tot	avg	pf	fo	ast	to	blk	stl	pts	avg
2017-18	32-32	830/25.9	121-335	.361	48-152	.316	83-111	.748	8	44	52	1.6	74	0	74	86	0	45	373	11.7
2018-19	34-34	953/28.0	135-337	.401	61-176	.347	98-126	.778	7	63	70	2.1	71	0	76	97	1	41	429	12.6
2019-20	12-12	307/25.6	46-127	.362	17-54	.315	29-36	.806	6	19	25	2.1	18	0	32	30	1	18	138	11.5
TOTAL	78-78	2090/26.8	302-799	.378	126-382	.330	210-273	.769	21	126	147	1.9	163	0	182	213	2	104	940	12.1



G || Iggy Allen
Jr. || 5-9 || Decatur, Ga.

- Transferred from Mississippi State University after fall semester in 2018
- Redshirted in 2017-18 due to injury suffered in preseason practice
- Played in 20 games in 2016-17, helping the Bulldogs to the NCAA finals
- Averaged 2.7 points in 5.6 minutes per game, shooting 47.8 percent from the field and scoring in double figures twice
- Ranked by ProspectsNation.com as a four-star recruit, as well as the No. 43 overall player in the class
- Finished as a Florida Dairy Farmers 6A Player of the Year finalist as a senior
- Aided her team to a 31-2 record, a 5A state title and an appearance in the Dick's Sporting Goods High School Nationals title game at Madison Square Garden
- Has a sister, Alicia Mardis, who plays basketball at Arkansas Tech

12

PLAYER HIGHS

Minutes

19-20 14, vs. UNCA (12/20/19)
Career... 15, vs. San Jose State (11/26/16)*

Points

19-20 3, vs. UNCA (12/20/19)
Career... 14, vs. San Jose State (11/26/16)*

Rebounds

19-20 2, vs. UNCA (12/20/19)
Career..... 6, vs. Villanova (11/11/16)*

Assists

19-20 3, vs. UNCA (12/20/19)
Career..... 3, 2x, last vs. UNCA (12/20/19)

Steals

19-20 1, vs. UNCA (12/20/19)
Career... 3, vs. Northwestern St (12/28/16)*

Blocks

19-20 N/A
Career..... N/A

Field Goals Made

19-20 1, vs. UNCA (12/20/19)
Career..... 7, vs. San Jose State (11/26/16)*

Field Goals Attempted

19-20 3, 2x, last vs. UNCA (12/20/19)
Career..... 9, vs. San Jose State (11/26/16)*

3-Point Field Goals Made

19-20 N/A
Career... 2, 2x, last vs. Oregon St (11/29/19)

3-Point Field Goals Attempted

19-20 N/A
Career..... 1, at Hawaii (11/27/16)*

Free Throws Made

19-20 1, vs. UNCA (12/20/19)
Career... 3, vs. Northwestern St (12/28/16)*

Free Throws Attempted

19-20 2, vs. UNCA (12/20/19)
Career... 4, vs. Northwestern St (12/28/16)*

Double-Doubles

19-20 N/A
Career..... N/A

Double-Digit Game

19-20 N/A
Career..... 2

2019-20 game-by-game

Opponent	Date	gs	min	Total		3-Pointers		Free throws		Rebounds				pf	a	t/o	blk	stl	pts	avg	
				fg-fga	pct	3fg-fga	pct	ft-fa	pct	off	def	tot	avg								
BINGHAMTON	12/17/19		7	0-3	.000	0-0	.000	0-0	.000	0	0	0	0.0	1	0	0	0	0	0	0.0	
UNC ASHEVILLE	12/20/19		14	1-3	.333	0-0	.000	1-2	.500	1	1	2	1.0	1	3	1	0	1	3	1.5	
WASHINGTON ST.	12/21/19		dnp	-	-	-	-	-	-	-	-	-	-	-	-	-	-	-	-	-	
WAKE FOREST	12/29/19		5	0-0	.000	0-0	.000	0-0	.000	0	0	0	0.7	1	0	0	0	0	0	1.0	
Totals			0	26	1-6	.167	0-0	.000	1-2	.500	1	1	2	0.7	3	3	1	0	1	3	1.0

Games played: 3
Minutes/game: 8.7
Points/game: 1.0
FG Pct: 16.7
FT Pct: 50.0

Rebounds/game: 0.7
Assists/game: 1.0
Turnovers/game: 0.3
Assist/turnover ratio: 3.0
Steals/game: 0.3

Career Stats

Season	gp-gs	min/avg	Total		3-Point		F-Throws		Rebounds				Scoring							
			fg-fga	pct	fg-fga	pct	ft-fa	pct	off	def	tot	avg	pf	fo	ast	to	blk	stl	pts	avg
2016-17*	20-0	111/5.6	22-46	.478	0-1	.000	9-14	.643	8	9	17	0.9	13	0	9	16	0	8	53	2.7
2019-20	3-0	26/8.7	1-6	.167	0-0	.000	1-2	.500	1	1	2	0.7	3	0	3	1	0	1	3	1.0
TOTAL	3-0	26/8.7	1-6	.167	0-0	.000	1-2	.500	1	1	2	0.7	3	0	3	1	0	1	3	1.0
All*	23-0	137/6.0	23-52	.442	0-1	.000	10-16	.625	9	10	19	0.8	16	0	12	17	0	9	56	2.4



G || Taylor Mason
Jr. || 5-9 || Decatur, Ga.

- Leads all bench players in points per game at 5.1
- One of seven Hurricanes to play in all 34 games in 2018-19
- Finished with double-digit points twice and posted five assists twice
- Played in all 32 games as a freshman (2017-18)
- Tabbed by espnW HoopGurlz as a four-star prospect and the nation's No. 66 recruit
- Teammate of Diamond DeShields as a freshman
- Won the 2016 Nike EYBL title with Team Elite
- Older brother, Nate, played basketball at Minnesota and was a First Team All-Big Ten pick in 2016-17

13

PLAYER HIGHS

Minutes
19-20 22, vs. Washington St (12/21/19)
Career...28, vs. Stephen F. Austin (11/9/18)

Points
19-20 10, vs. Miami (OH) (11/30/19)
Career..... 13, vs. Notre Dame (2/7/19)

Rebounds
19-20 4, 2x, last vs. Indiana (12/4/19)
Career..... 7, at Georgia Tech (2/22/18)

Assists
19-20 3, vs. Miami (OH) (11/30/19)
Career...5, 2x, last vs. Florida A&M (12/28/18)

Steals
19-20 3, vs. Washington St (12/21/19)
Career..... 3, vs. Washington St (12/21/19)

Blocks
19-20 N/A
Career..... N/A

Field Goals Made
19-20 4, vs. North Florida (11/13/19)
Career..4, 2x, last vs. North Florida (11/13/19)

Field Goals Attempted
19-20 7, vs. North Florida (11/13/19)
Career..... 10, at Iowa State (11/18/18)

3-Point Field Goals Made
19-20 2, vs. Oregon St (11/29/19)
Career..2, 2x, last vs. Oregon St (11/29/19)

3-Point Field Goals Attempted
19-20 ..2, 2x, last vs. Binghamton (12/17/19)
Career..... 4, at Iowa State (11/18/18)

Free Throws Made
19-20 6, vs. Miami (OH) (11/30/19)
Career..... 6, vs. Miami (OH) (11/30/19)

Free Throws Attempted
19-20 7, vs. Miami (OH) (11/30/19)
Career..... 7, vs. Miami (OH) (11/30/19)

Double-Doubles
19-20 N/A
Career..... N/A

Double-Digit Game
19-20 1
Career..... 14

2019-20 game-by-game

Opponent	Date	gs	min	Total		3-Pointers		Free throws		Rebounds				pf	a	t/o	blk	stl	pts	avg
				fg-fga	pct	3fg-fga	pct	ft-fa	pct	off	def	tot	avg							
JACKSON ST.	11/10/19		dnp	-	-	-	-	-	-	-	-	-	-	-	-	-	-	-	-	-
NORTH FLORIDA	11/13/19	19	19	4-7	.571	0-1	.000	0-1	.000	0	1	1	1.0	1	2	1	0	0	8	8.0
IUPUI	11/17/19	19	19	1-2	.500	0-1	.000	2-2	1.000	0	1	1	1.0	1	1	2	0	2	4	6.0
vs N.C. A&T	11/22/19	20	14	2-50	.250	0-0	.000	2-2	1.000	0	0	0	0.7	2	1	4	0	1	4	5.3
at #19/20 DePaul	11/23/19	16	16	1-3	.333	0-0	.000	1-2	.500	0	0	0	0.5	0	0	3	0	0	3	4.8
#7/5 OREGON STATE	11/29/19	16	16	3-4	.750	2-2	1.000	1-2	.500	0	1	1	0.6	1	1	2	0	2	9	5.6
MIAMI (OH)	11/30/19	20	20	2-5	.400	0-2	.000	6-7	.857	1	3	4	1.2	1	3	3	1	0	10	6.3
#14/16 INDIANA	12/04/19	26	26	3-10	.300	0-1	.000	0-0	.000	1	3	4	1.6	3	0	0	0	1	6	6.3
BINGHAMTON	12/17/19	17	17	2-5	.400	1-2	.500	0-0	.000	0	2	2	1.6	0	0	0	0	0	5	6.1
UNC ASHEVILLE	12/20/19	17	17	1-3	.333	0-1	.000	0-0	.000	0	2	2	1.7	1	2	0	0	0	2	5.7
WASHINGTON ST.	12/21/19	22	22	0-3	.000	0-0	.000	0-0	.000	0	2	2	1.7	2	2	0	0	3	0	5.1
WAKE FOREST	12/29/19	11	11	1-2	.500	0-1	.000	0-0	.000	0	0	0	1.5	1	0	2	0	1	2	4.8
Totals		0	203	19-48	.396	3-11	.273	12-16	.750	2	15	17	1.5	13	12	17	1	10	53	4.8

Games played: 11
Minutes/game: 18.5
Points/game: 4.8
FG Pct: 39.6
3FG Pct: 27.3
FT Pct: 75.0

Rebounds/game: 1.5
Assists/game: 1.1
Turnovers/game: 1.5
Assist/turnover ratio: 0.7
Steals/game: 0.9
Blocks/game: 0.1

Career Stats

Season	gp-gs	min/avg	Total		3-Point		F-Throws		Rebounds				Scoring							
			fg-fga	pct	fg-fga	pct	ft-fa	pct	off	def	tot	avg	pf	fo	ast	to	blk	stl	pts	avg
2017-18	32-0	398/12.4	26-79	.329	4-15	.267	22-37	.595	16	30	46	1.4	34	0	23	26	0	13	78	2.4
2018-19	34-0	544/16.0	31-100	.310	8-36	.222	34-45	.756	22	45	67	2.0	45	0	41	32	1	11	104	3.1
2019-20	11-0	203/18.5	19-48	.396	3-11	.273	12-16	.750	2	15	17	1.5	13	0	12	17	1	10	53	4.8
TOTAL	77-0	1145/14.9	76-227	.335	15-62	.242	68-98	.694	40	90	130	1.7	92	0	76	75	2	34	235	3.1



15

F || Jamir Huston
So. || 6-0 || Cleveland, Ohio

- Set a career-high in rebounds with 13 against Miami (OH) (11/30/19), her first double-digit rebound game of her career
- Tabbed as a three-star recruit and the No. 14 wing prospect in the nation by espnW HoopGurlyz
- Averaged 20.4 points, 11.5 rebounds, 2.2 assists and 4.1 steals as a senior
- Helped lead her AAU team, Sports City U, to the championship game of the U.S. Junior Nationals U17 National Championship in July 2018
- Cousin, Denzel Ward, plays for the Cleveland Browns and was the fourth pick in the 2018 NFL Draft

PLAYER HIGHS

Minutes

19-20 25, vs. Washington St (12/21/19)
Career..... 25, vs. Washington St (12/21/19)

Points

19-20 6, vs. Jackson St. (11/10/19)
Career..... 10, vs. Florida A&M (12/28/18)

Rebounds

19-20 13, vs. Miami (OH) (11/30/19)
Career..... 13, vs. Miami (OH) (11/30/19)

Assists

19-20 .. 2, 2x, last vs. Wake Forest (12/29/19)
Career..... 4, vs. Alabama (12/21/18)

Steals

19-20 3, vs. Binghamton (12/17/19)
Career... 3, 2x, last vs. Binghamton (12/17/19)

Blocks

19-20 2, vs. NC A&T (11/22/19)
Career..... 3, vs. UMES (12/16/18)

Field Goals Made

19-20 .. 3, 3x, last vs. Washington St (12/21/19)
Career..... 4, vs. Alabama (12/21/18)

Field Goals Attempted

19-20 6, vs. Washington St (12/21/19)
Career... 6, 2x, last vs. Washington St (12/21/19)

3-Point Field Goals Made

19-20 1, vs. Binghamton (12/17/19)
Career..... 1, vs. Binghamton (12/17/19)

3-Point Field Goals Attempted

19-20 .. 1, 2x, last vs. Binghamton (12/17/19)
Career.. 1, 2x, last vs. Binghamton (12/17/19)

Free Throws Made

19-20 4, vs. Indiana (12/4/19)
Career..... 4, 2x, last vs. Indiana (12/4/19)

Free Throws Attempted

19-20 6, vs. Indiana (12/4/19)
Career..... 6, 3x, last vs. Indiana (12/4/19)

Double-Doubles

19-20 N/A
Career..... N/A

Double-Digit Game

19-20 N/A
Career..... 1

2019-20 game-by-game

Opponent	Date	gs	min	Total		3-Pointers		Free throws		Rebounds				pf	a	t/o	blk	stl	pts	avg	
				fg-fga	pct	3fg-fga	pct	ft-fa	pct	off	def	tot	avg								
JACKSON ST.	11/10/19	*	9	3-4	.750	0-0	.000	0-1	.000	3	2	5	5.0	4	0	0	0	0	6	6.0	
NORTH FLORIDA	11/13/19	*	14	0-4	.000	0-0	.000	0-0	.000	2	2	4	4.5	2	1	1	0	1	0	3.0	
IUPUI	11/17/19	*	13	0-1	.000	0-0	.000	0-0	.000	1	1	2	3.7	0	0	2	0	0	0	2.0	
vs N.C. A&T	11/22/19		11	0-1	.000	0-1	.000	0-0	.000	2	0	2	3.3	2	0	2	2	0	0	1.5	
at #19/20 DePaul	11/23/19		11	2-3	.667	0-0	.000	0-0	.000	3	2	5	3.6	3	0	0	0	0	4	2.0	
#7/5 OREGON STATE	11/29/19		18	0-0	.000	0-0	.000	1-2	.500	3	1	4	3.7	1	0	0	0	0	1	1.8	
MIAMI (OH)	11/30/19		17	2-3	.667	0-0	.000	0-2	.000	2	11	13	5.0	0	1	2	0	0	4	2.1	
#14/16 INDIANA	12/04/19		14	0-1	.000	0-0	.000	4-6	.667	5	3	8	5.4	4	1	2	0	1	4	2.4	
BINGHAMTON	12/17/19	*	18	3-5	.600	1-1	1.000	0-0	.000	3	6	9	5.8	2	1	3	0	3	7	2.9	
UNC ASHEVILLE	12/20/19	*	18	1-1	1.000	0-0	.000	0-0	.000	3	2	5	5.7	2	2	0	1	1	2	2.8	
WASHINGTON ST.	12/21/19	*	25	3-6	.500	0-0	.000	2-5	.400	3	2	5	5.6	3	0	1	0	1	8	3.3	
WAKE FOREST	12/29/19	*	18	0-4	.000	0-0	.000	1-2	.500	1	4	5	5.6	3	2	0	0	2	1	3.1	
Totals			7	186	14-33	.424	1-2	.500	8-18	.444	31	36	67	5.6	26	8	13	3	9	37	3.1

Games played: 12
Minutes/game: 15.5
Points/game: 3.1
FG Pct: 42.4
3FG Pct: 50.0
FT Pct: 44.4

Rebounds/game: 5.6
Assists/game: 0.7
Turnovers/game: 1.1
Assist/turnover ratio: 0.6
Steals/game: 0.8
Blocks/game: 0.3

Career Stats

Season	gp-gs	min/avg	Total		3-Point		F-Throws		Rebounds				Scoring							
			fg-fga	pct	fg-fga	pct	ft-fa	pct	off	def	tot	avg	pf	fo	ast	to	blk	stl	pts	avg
2018-19	24-0	176/7.3	15-37	.405	0-0	.000	12-25	.480	20	25	45	1.9	30	0	9	15	7	13	42	1.8
2019-20	12-7	186/15.5	14-33	.424	1-2	.500	8-18	.444	31	36	67	5.6	26	0	8	13	3	9	37	3.1
TOTAL	36-7	362/10.1	29-70	.414	1-2	.500	20-43	.465	51	61	112	3.1	56	0	17	28	10	22	79	2.2



G || Kelsey Marshall
Jr. || 5-9 || Davie, Fla.

- Set a new career-high in points (22) and minutes (38) against DePaul (11/23) and was named to the Maggie Dixon Classic All-Tournament Team
- Scored in double figures on eight occasions, including seven times in the first 15 contests
- Paced the Hurricanes in made 3-pointers (67), while finishing third in 3-point percentage (37.4)
- Lone Hurricane to connect on three-plus 3-pointers in a game without a miss, posting a 5-of-5 outing that tied for third-best in program history
- Tabbed to the Blue Ribbon Panel ACC All-Freshman Team and All-ACC Academic Team in 2017-18
- Listed by espnW HoopGurlz as a five-star prospect and the No. 44 player in the nation
- Head football coach Manny Diaz also attended Miami Country Day School

20

PLAYER HIGHS

Minutes

19-20 38, vs. DePaul (11/23/19)
Career..... 38, vs. DePaul (11/23/19)

Points

19-20 22, vs. DePaul (11/23/19)
Career..... 22, vs. DePaul (11/23/19)

Rebounds

19-20 ..5, 2x, last vs. Wake Forest (12/29/19)
Career.. 4, 2x, last vs. Marquette (11/15/19)

Assists

19-20 5, vs. Miami (OH) (11/30/19)
Career..... 6, vs. Virginia Tech (2/25/18)

Steals

19-20 2, 2x, last vs. NC A&T (11/22/19)
Career... 4, 2x, last at Wake Forest (1/6/19)

Blocks

19-20 2, vs. Wake Forest (12/29/19)
Career... 2, 2x, last vs. Wake Forest (12/29/19)

Field Goals Made

19-20 ..6, 4x, last vs. Washington St (12/21/19)
Career..6, 8x, last vs. Washington St (12/21/19)

Field Goals Attempted

19-20 14, vs. Washington St (12/21/19)
Career..14, 2x, last vs. Washington St (12/21/19)

3-Point Field Goals Made

19-20 .. 4, 3x, last vs. Washington St (12/21/19)
Career..... 5, vs. Virginia (2/3/19)

3-Point Field Goals Attempted

19-20 9, 2x, last vs. NC A&T (11/22/19)
Career..... 10, vs. Nebraska (11/23/18)

Free Throws Made

19-20 7, vs. DePaul (11/23/19)
Career..... 7, vs. DePaul (11/23/19)

Free Throws Attempted

19-20 7, vs. DePaul (11/23/19)
Career..... 7, vs. DePaul (11/23/19)

Double-Doubles

19-20 N/A
Career..... N/A

Double-Digit Game

19-20 8
Career..... 37

2019-20 game-by-game


Opponent	Date	gs	min	Total		3-Pointers		Free throws		Rebounds				pf	a	t/o	blk	stl	pts	avg	
				fg-fga	pct	3fg-fga	pct	ft-fa	pct	off	def	tot	avg								
JACKSON ST.	11/10/19	*	31	6-11	.545	4-7	.571	2-2	1.000	1	3	4	4.0	1	4	4	1	1	18	18.0	
NORTH FLORIDA	11/13/19	*	27	6-11	.545	4-9	.444	0-2	.000	0	4	4	4.0	3	1	2	0	2	16	17.0	
IUPUI	11/17/19	*	32	3-9	.333	2-5	.400	0-0	.000	0	5	5	4.3	3	4	1	0	1	8	14.0	
vs N.C. A&T	11/22/19	*	25	4-13	.308	2-9	.222	0-1	.000	1	1	2	3.8	4	3	3	1	2	10	13.0	
at #19/20 DePaul	11/23/19	*	38	6-13	.462	3-8	.375	7-7	1.000	0	5	5	4.0	2	2	4	0	0	22	14.8	
#7/5 OREGON STATE	11/29/19	*	32	1-8	.125	0-5	.000	1-1	1.000	1	1	2	3.7	0	2	1	0	1	3	12.8	
MIAMI (OH)	11/30/19	*	21	1-7	.143	1-6	.167	0-0	.000	1	2	3	3.6	0	5	2	0	0	3	11.4	
#14/16 INDIANA	12/04/19	*	22	0-2	.000	0-2	.000	0-0	.000	0	2	2	3.4	1	1	2	0	0	0	10.0	
BINGHAMTON	12/17/19	*	23	4-9	.444	3-8	.375	0-0	.000	0	2	2	3.2	4	3	1	0	0	11	10.1	
UNC ASHEVILLE	12/20/19	*	21	3-5	.600	3-5	.600	2-2	1.000	0	1	1	3.0	2	2	1	0	0	11	10.2	
WASHINGTON ST.	12/21/19	*	29	6-14	.429	4-8	.500	2-2	1.000	0	3	3	3.0	1	2	0	0	0	18	10.9	
WAKE FOREST	12/29/19	*	20	5-11	.455	2-6	.333	0-0	.000	0	5	5	3.2	1	3	0	2	0	12	11.0	
Totals			12	321	45-113	.398	28-78	.359	14-17	.824	4	34	38	3.2	22	32	21	4	7	132	11.0

Games played: 12
Minutes/game: 26.8
Points/game: 11.0
FG Pct: 39.8
3FG Pct: 35.9
FT Pct: 82.4

Rebounds/game: 3.2
Assists/game: 2.7
Turnovers/game: 1.8
Assist/turnover ratio: 1.5
Steals/game: 0.6
Blocks/game: 0.3

Career Stats

Season	gp-gs	min/avg	Total		3-Point		F-Throws		Rebounds				Scoring							
			fg-fga	pct	fg-fga	pct	ft-fa	pct	off	def	tot	avg	pf	fo	ast	to	blk	stl	pts	avg
2017-18	31-0	599/19.3	80-221	.362	51-155	.329	37-50	.740	11	57	68	2.2	49	0	39	49	1	25	248	8.0
2018-19	34-20	788/23.2	95-248	.383	67-177	.379	11-18	.611	8	71	79	2.3	66	1	59	49	5	25	268	7.9
2019-20	12-12	321/26.8	45-113	.398	28-78	.359	14-17	.824	4	34	38	3.2	22	0	32	21	4	7	132	11.0
TOTAL	77-32	1708/22.2	220-582	.378	146-410	.356	62-85	.729	23	162	185	2.4	137	1	130	119	10	57	648	8.4



F || Brianna Jackson
Fr. || 6-3 || Virginia Beach, Va.

- Earned her first collegiate start on Nov. 30 against Miami (OH), shooting 80 percent from the field for nine points and four rebounds
- A four-star prospect as ranked by espnW HoopGurlz and ProspectsNation.com
- Checks in as the No. 92 prospect in the nation according to HoopGurlz
- Named the Virginia Class 5 State Player of the Year
- Helped Princess Anne to the Class 5A State Championship title, recording 23 points, 16 rebounds and five blocks in the game
- Averaged 13.2 points, 10.1 rebounds and 2.8 blocks as a senior
- Won the state title all four years of high school

21

PLAYER HIGHS

Minutes

19-20 16, vs. NC A&T (11/22/19)
Career..... 16, vs. NC A&T (11/22/19)

Points

19-20 9, vs. Miami (OH) (11/30/19)
Career..... 9, vs. Miami (OH) (11/30/19)

Rebounds

19-20 6, vs. North Florida (11/13/19)
Career..... 6, vs. North Florida (11/13/19)

Assists

19-20 2, vs. NC A&T (11/22/19)
Career..... 2, vs. NC A&T (11/22/19)

Steals

19-20 ... 2, 3x, last vs. Oregon St (11/29/19)
Career... 2, 3x, last vs. Oregon St (11/29/19)

Blocks

19-20 4, vs. Jackson St. (11/10/19)
Career..... 4, vs. Jackson St. (11/10/19)

Field Goals Made

19-20 4, vs. Miami (OH) (11/30/19)
Career..... 4, vs. Miami (OH) (11/30/19)

Field Goals Attempted

19-20 5, vs. Miami (OH) (11/30/19)
Career..... 5, vs. Miami (OH) (11/30/19)

3-Point Field Goals Made

19-20 1, vs. Jackson St. (11/10/19)
Career..... 1, vs. Jackson St. (11/10/19)

3-Point Field Goals Attempted

19-20 2, vs. Jackson St. (11/10/19)
Career..... 2, vs. Jackson St. (11/10/19)

Free Throws Made

19-20 ... 2, 2x, last vs. Oregon St (11/29/19)
Career... 2, 2x, last vs. Oregon St (11/29/19)

Free Throws Attempted

19-20 3, vs. Jackson St. (11/10/19)
Career..... 3, vs. Jackson St. (11/10/19)

Double-Doubles

19-20 N/A
Career..... N/A

Double-Digit Game

19-20 N/A
Career..... N/A

2019-20 game-by-game

Opponent	Date	gs	min	Total		3-Pointers		Free throws		Rebounds				pf	a	t/o	blk	stl	pts	avg
				fg-fga	pct	3fg-fga	pct	ft-fga	pct	off	def	tot	avg							
JACKSON ST.	11/10/19	14	2-3	.667	1-2	.500	1-3	.333	0	4	4	4.0	2	0	1	4	2	6	6.0	
NORTH FLORIDA	11/13/19	15	2-2	1.000	0-0	.000	0-0	.000	2	4	6	5.0	3	1	0	2	2	4	5.0	
IUPUI	11/17/19	7	0-0	.000	0-0	.000	0-0	.000	1	2	3	4.3	1	0	0	0	1	0	3.3	
vs N.C. A&T	11/22/19	16	1-1	1.000	0-0	.000	0-0	.000	1	2	3	4.0	3	2	0	0	0	2	3.0	
at #19/20 DePaul	11/23/19	9	1-1	1.000	0-0	.000	2-2	1.000	0	0	0	3.2	3	0	0	1	1	4	3.2	
#7/5 OREGON STATE	11/29/19	14	2-3	.667	0-1	.000	2-2	1.000	1	2	3	3.2	5	0	0	0	2	6	3.7	
MIAMI (OH)	11/30/19	*	11	4-5	.800	0-0	.000	1-1	1.000	2	2	4	3.3	5	0	2	0	1	9	4.4
#14/16 INDIANA	12/04/19	*	12	0-0	.000	0-0	.000	0-0	.000	1	4	5	3.5	2	0	1	1	0	0	3.9
BINGHAMTON	12/17/19	9	0-1	.000	0-0	.000	0-0	.000	1	3	4	3.6	3	1	2	0	1	0	3.4	
UNC ASHEVILLE	12/20/19	12	2-4	.500	0-0	.000	0-0	.000	1	1	2	3.4	5	0	0	0	0	4	3.5	
WASHINGTON ST.	12/21/19	12	0-0	.000	0-0	.000	0-0	.000	1	2	3	3.4	0	0	0	0	0	0	3.2	
WAKE FOREST	12/29/19	12	0-1	.000	0-0	.000	0-0	.000	1	0	1	3.2	3	1	1	1	0	0	2.9	
Totals		2	143	14-21	.667	1-3	.333	6-8	.750	12	26	38	3.2	35	5	7	9	10	35	2.9

Games played: 12
Minutes/game: 11.9
Points/game: 2.9
FG Pct: 66.7
3FG Pct: 33.3
FT Pct: 75.0

Rebounds/game: 3.2
Assists/game: 0.4
Turnovers/game: 0.6
Assist/turnover ratio: 0.7
Steals/game: 0.8
Blocks/game: 0.8

Career Stats

Season	gp-gs	min/avg	Total		3-Point		F-Throws		Rebounds				Scoring							
			fg-fga	pct	fg-fga	pct	ft-fga	pct	off	def	tot	avg	pf	fo	ast	to	blk	stl	pts	avg
2019-20	12-2	143/11.9	14-21	.667	1-3	.333	6-8	.750	12	26	38	3.2	35	3	5	7	9	10	35	2.9
TOTAL	12-2	143/11.9	14-21	.667	1-3	.333	6-8	.750	12	26	38	3.2	35	3	5	7	9	10	35	2.9



G || Yasmeen Chang
Fr. || 5-9 || Naples, Fla.

- Ranked the No. 21 overall player in the nation by ASGR Basketball
- Two-time Naples Daily News Player of the Year
- Has totaled seven 20-point outings and ten 10-rebound outings this season
- Led Gulf Coast in scoring (17.5 points per game) and scored in double-figures in 20 of her 22 games as a senior
- Tallied eight games with 20-plus points in 2018-19
- Helped Gulf Coast to a 19-5 record and a regional quarterfinals appearance in the FHSAA 8A State Championship

22

PLAYER HIGHS

Minutes

19-20 18, vs. Jackson St. (11/10/19)
Career..... 18, vs. Jackson St. (11/10/19)

Points

19-20 .. 7, 2x, last vs. Miami (OH) (11/30/19)
Career...7, 2x, last vs. Miami (OH) (11/30/19)

Rebounds

19-20 3, 2x, last vs. North Florida (11/13/19)
Career..... 3, 2x, last vs. North Florida (11/13/19)

Assists

19-20 .. 1, 4x, last vs. Miami (OH) (11/30/19)
Career..1, 4x, last vs. Miami (OH) (11/30/19)

Steals

19-20 3, vs. NC A&T (11/22/19)
Career..... 3, vs. NC A&T (11/22/19)

Blocks

19-20 1, 2x, last vs. NC A&T (11/22/19)
Career..... 1, 2x, last vs. NC A&T (11/22/19)

Field Goals Made

19-20 3, vs. Miami (OH) (11/30/19)
Career..... 3, vs. Miami (OH) (11/30/19)

Field Goals Attempted

19-20 5, vs. North Florida (11/13/19)
Career..... 5, vs. North Florida (11/13/19)

3-Point Field Goals Made

19-20 N/A
Career..... N/A

3-Point Field Goals Attempted

19-20 2, vs. Jackson St. (11/10/19)
Career..... 2, vs. Jackson St. (11/10/19)

Free Throws Made

19-20 3, vs. North Florida (11/13/19)
Career..... 3, vs. North Florida (11/13/19)

Free Throws Attempted

19-20 4, 2x, last vs. Jackson St. (11/10/19)
Career..... 4, 2x, last vs. Jackson St. (11/10/19)

Double-Doubles

19-20 N/A
Career..... N/A

Double-Digit Game

19-20 N/A
Career..... N/A

2019-20 game-by-game

Opponent	Date	gs	min	Total		3-Pointers		Free throws		Rebounds					pts	avg				
				fg-fga	pct	3fg-fga	pct	ft-fa	pct	off	def	tot	avg	pf			a	t/o	blk	stl
JACKSON ST.	11/10/19	18	1-3	.333	0-2	.000	1-4	.250	1	2	3	3.0	2	1	5	0	0	3	3.0	
NORTH FLORIDA	11/13/19	10	2-5	.400	0-0	.000	3-4	.750	0	3	3	3.0	0	0	1	0	2	7	5.0	
IUPUI	11/17/19	4	0-1	.000	0-0	.000	0-0	.000	0	0	0	2.0	1	0	0	0	0	0	3.3	
vs N.C. A&T	11/22/19	7	0-2	.000	0-0	.000	0-0	.000	1	1	2	2.0	0	1	0	1	3	0	2.5	
at #19/20 DePaul	11/23/19	dnp	-	-	-	-	-	-	-	-	-	-	-	-	-	-	-	-	-	
#7/5 OREGON STATE	11/29/19	8	0-3	.000	0-1	.000	0-0	.000	0	0	0	1.6	2	1	1	0	1	0	2.0	
MIAMI (OH)	11/30/19	13	3-4	.750	0-0	.000	1-1	1.000	0	1	1	1.5	0	1	1	0	0	7	2.8	
#14/16 INDIANA	12/04/19	3	0-0	.000	0-0	.000	0-0	.000	0	0	0	1.3	0	0	0	0	1	0	2.4	
BINGHAMTON	12/17/19	3	0-2	.000	0-0	.000	0-0	.000	2	0	2	1.4	2	0	0	0	0	0	2.1	
UNC ASHEVILLE	12/20/19	10	0-2	.000	0-1	.000	0-0	.000	0	1	1	1.3	2	0	0	0	2	0	1.9	
WASHINGTON ST.	12/21/19	dnp	-	-	-	-	-	-	-	-	-	-	-	-	-	-	-	-	-	
Totals		0	76	6-22	.273	0-4	.000	5-9	.556	4	8	12	1.3	9	4	8	1	9	17	1.9

Games played: 9
Minutes/game: 8.4
Points/game: 1.9
FG Pct: 27.3
3FG Pct: 0.0
FT Pct: 55.6

Rebounds/game: 1.3
Assists/game: 0.4
Turnovers/game: 0.9
Assist/turnover ratio: 0.5
Steals/game: 1.0
Blocks/game: 0.1

Career Stats

Season	gp-gs	min/avg	Total		3-Point		F-Throws		Rebounds				Scoring							
			fg-fga	pct	fg-fga	pct	ft-fa	pct	off	def	tot	avg	pf	fo	ast	to	blk	stl	pts	avg
2019-20	9-0	76/8.4	6-22	.273	0-4	.000	5-9	.556	4	8	12	1.3	9	0	4	8	1	9	17	1.9
TOTAL	9-0	76/8.4	6-22	.273	0-4	.000	5-9	.556	4	8	12	1.3	9	0	4	8	1	9	17	1.9



F || Beatrice Mompremier
R-Sr. || 6-4 || Miami, Fla.

- Recorded three double-doubles in five days to earn ACC Co-Player of the Week (12/22)
- Named ACC Co-Player of the Week (11/25) after averaging 24.5 points and 13.0 rebounds and earning a Maggie Dixon Classic All-Tournament Team nod
- 2019-20 ACC Preseason Player of the Year, Lisa Leslie Preseason Watch List
- Finished the 2018-19 season on several award lists
 - AP/WBCA All-America Honorable Mention
 - All-ACC First Team (Coaches and Blue Ribbon Panel)
 - Lisa Leslie Center of the Year Award Finalist
- Paced the Hurricanes in scoring (16.7), rebounding (12.2), free throws made (103) and attempted (178)
- Set the Miami single-season rebounding record averaging 12.2 per game
- Posted the first 20-20 game by a Miami player since Tamara James on 11/22/02 and the first by an ACC player since Dearica Hamby on 2/12/15

32

PLAYER HIGHS

Minutes

19-20 35, vs. Wake Forest (12/29/19)
Career.....38, at Purdue (11/29/18)

Points

19-2031, at DePaul (11/23/19)
Career.....31, at DePaul (11/23/19)

Rebounds

19-20 19, vs. Washington St (12/21/19)
Career..... 22, vs. Arizona State (3/24/19)

Assists

19-20 2, vs. IUPUI (11/17/19)
Career..... 4, 3x, last vs. Temple (11/25/18)

Steals

19-20 4, vs. IUPUI (11/17/19)
Career..... 5, at Purdue (11/29/18)

Blocks

19-20 5, vs. Washington St (12/21/19)
Career..5, 2x, last vs. Washington St (12/21/19)

Field Goals Made

19-2012, at DePaul (11/23/19)
Career.....12, at DePaul (11/23/19)

Field Goals Attempted

19-20 ..17, 2x, last vs. Washington St (12/21/19)
Career.....21, vs. Virginia Tech (1/3/19)

3-Point Field Goals Made

19-20 2, vs. North Florida (11/13/19)
Career..... 2, vs. North Florida (11/13/19)

3-Point Field Goals Attempted

19-20 3, vs. North Florida (11/13/19)
Career..... 3, vs. North Florida (11/13/19)

Free Throws Made

19-20 5, vs. IUPUI (11/17/19)
Career.....9, vs. Kansas (1/1/17)[^]

Free Throws Attempted

19-20 7, vs. IUPUI (11/17/19)
Career..... 14, vs. Boston College (1/27/19)

Double-Doubles

19-20 7, last vs. UNCA (12/20/19)
Career.....42, last vs. UNCA (12/20/19)

Double-Digit Game

19-20 12
Career..... 63

2019-20 game-by-game

Opponent	Date	gs	min	Total		3-Pointers		Free throws		Rebounds				Other				pts	avg		
				fg-fga	pct	3fg-fga	pct	ft-fa	pct	off	def	tot	avg	pf	a	t/o	blk			stl	
JACKSON ST.	11/10/19	*	23	6-13	.462	1-1	1.000	3-5	.600	4	7	11	11.0	4	1	4	0	0	16	16.0	
NORTH FLORIDA	11/13/19	*	24	5-9	.556	2-3	.667	4-5	.800	2	1	3	7.0	3	1	1	1	3	16	16.0	
IUPUI	11/17/19	*	34	7-15	.467	1-1	1.000	5-7	.714	6	5	11	8.3	2	2	5	2	4	20	17.3	
vs N.C. A&T	11/22/19	*	28	7-11	.636	0-1	.000	4-5	.800	3	5	8	8.3	4	0	5	4	1	18	17.5	
at #19/20 DePaul	11/23/19	*	29	12-17	.706	0-0	.000	7-10	.700	6	12	18	10.2	2	1	6	0	0	31	20.2	
#7/5 OREGON STATE	11/29/19	*	29	6-16	.375	0-3	.000	1-1	1.000	2	5	7	9.7	1	1	2	1	0	13	19.0	
MIAMI (OH)	11/30/19	*	15	6-9	.667	0-0	.000	1-3	.333	1	3	4	8.9	4	0	3	0	2	13	18.1	
#14/16 INDIANA	12/04/19	*	31	3-11	.273	0-0	.000	5-8	.625	3	3	6	8.5	4	1	6	3	0	11	17.3	
BINGHAMTON	12/17/19		24	8-14	.571	0-0	.000	2-2	1.000	7	9	16	9.3	2	0	1	2	1	18	17.3	
UNC ASHEVILLE	12/20/19	*	22	8-11	.727	0-1	.000	1-1	1.000	1	11	12	9.6	1	1	1	2	0	17	17.3	
WASHINGTON ST.	12/21/19	*	31	6-17	.353	0-1	.000	3-5	.600	4	15	19	10.5	2	1	3	5	2	15	17.1	
WAKE FOREST	12/29/19	*	35	7-15	.467	0-0	.000	1-2	.500	6	6	12	10.6	1	1	4	1	0	15	16.9	
Totals			11	325	81-158	.513	4-11	.364	37-54	.685	45	82	127	10.6	30	10	41	21	13	203	16.9

Games played: 12
Minutes/game: 27.1
Points/game: 16.9
FG Pct: 51.3
3FG Pct: 36.4
FT Pct: 68.5

Rebounds/game: 10.6
Assists/game: 0.8
Turnovers/game: 3.4
Assist/turnover ratio: 0.2
Steals/game: 1.1
Blocks/game: 1.8

Career Stats

Season	gp-gs	min/avg	Total		3-Point		F-Throws		Rebounds				Scoring							
			fg-fga	pct	fg-fga	pct	ft-fa	pct	off	def	tot	avg	pf	fo	ast	to	blk	stl	pts	avg
2015-16*	38-26	568/14.9	116-217	.535	0-0	.000	41-101	.406	86	147	233	6.1	66	0	25	69	60	25	273	7.2
2016-17*	32-10	464/14.5	104-189	.550	0-0	.000	59-102	.578	69	139	208	6.5	52	1	17	55	47	3	267	8.3
2018-19	33-32	976/29.6	223-423	.527	1-3	.333	103-178	.579	128	274	402	12.2	74	0	32	93	34	29	550	16.7
2019-20	12-11	325/27.1	81-158	.513	4-11	.364	37-54	.685	45	82	127	10.6	30	0	10	41	21	13	203	16.9
TOTAL	45-43	1301/28.9	304-581	.523	5-14	.357	140-232	.603	173	356	529	11.8	104	0	42	134	55	42	753	16.7
All*	115-79	2333/20.3	524-987	.531	5-14	.357	240-435	.552	328	642	970	8.4	222	1	84	258	162	70	1293	11.2

* Statistics from prior team/school



C || Sydney Roby
Fr. || 6-3 || Milwaukee, Wis.

- Earned her first collegiate start against Binghamton (12/17)
- Checked in among the Top 65 nationally in the Class of 2019 according to ASGR Basketball, ProspectsNation.com and espnW HoopGurlz
- Two-time AP First Team All-State honoree (Wisconsin)
- 2018-19 USA Today ALL-USA Wisconsin Girls Basketball Team
- Led her team to a 26-4 record as a senior and an Elite Eight appearance
- Unanimous 2017-18 AP State Player of the Year, averaging 17.0 points, 11.0 rebounds and 2.7 blocks per game
- Mother, Essie Washington, played basketball at Grambling State and Howard University before playing professionally for the Virginia Wave of the WABA
- Cousin, Ericka Haney, started on Notre Dame's 2001 national championship team

44

PLAYER HIGHS

Minutes
19-20 17, 2x, last vs. UNCA (12/20/19)
Career..... 17, 2x, last vs. UNCA (12/20/19)

Points
19-20 11, vs. Miami (OH) (11/30/19)
Career..... 11, vs. Miami (OH) (11/30/19)

Rebounds
19-20 4, 2x, last vs. UNCA (12/20/19)
Career..... 4, 2x, last vs. UNCA (12/20/19)

Assists
19-20 1, 3x, last vs. UNCA (12/20/19)
Career..... 1, 3x, last v

Steals
19-20 N/A
Career..... N/A

Blocks
19-20... 3, 2x, last vs. Wake Forest (12/29/19)
Career... 3, 2x, last vs. Wake Forest (12/29/19)

Field Goals Made
19-20 5, vs. Miami (OH) (11/30/19)
Career..... 5, vs. Miami (OH) (11/30/19)

Field Goals Attempted
19-20 5, vs. Miami (OH) (11/30/19)
Career..... 5, vs. Miami (OH) (11/30/19)

3-Point Field Goals Made
19-20 N/A
Career..... N/A

3-Point Field Goals Attempted
19-20 N/A
Career..... N/A

Free Throws Made
19-20 4, vs. Jackson St. (11/10/19)
Career..... 4, vs. Jackson St. (11/10/19)

Free Throws Attempted
19-20 7, vs. Jackson St. (11/10/19)
Career..... 7, vs. Jackson St. (11/10/19)

Double-Doubles
19-20 N/A
Career..... N/A

Double-Digit Game
19-20 1
Career..... 1

2019-20 game-by-game

Opponent	Date	gs	min	Total		3-Pointers		Free throws		Rebounds				pf	a	t/o	blk	stl	pts	avg
				fg-fga	pct	3fg-fga	pct	ft-fa	pct	off	def	tot	avg							
JACKSON ST.	11/10/19	17	2-3	.667	0-0	.000	4-7	.571	0	2	2	2.0	4	0	0	2	0	8	8.0	
NORTH FLORIDA	11/13/19	11	2-3	.667	0-0	.000	2-3	.667	1	2	3	2.5	1	0	0	1	0	6	7.0	
IUPUI	11/17/19	5	1-2	.500	0-0	.000	1-1	1.000	0	0	0	1.7	2	0	3	0	1	3	5.7	
vs N.C. A&T	11/22/19	9	0-1	.000	0-0	.000	3-6	.500	2	2	4	2.3	4	0	1	1	0	3	5.0	
at #19/20 DePaul	11/23/19	7	0-0	.000	0-0	.000	0-0	.000	0	2	2	2.2	1	1	0	0	0	4.0		
#7/5 OREGON STATE	11/29/19	8	0-1	.000	0-0	.000	0-0	.000	0	0	0	1.8	3	0	2	0	0	3.3		
MIAMI (OH)	11/30/19	15	5-5	1.000	0-0	.000	1-1	1.000	1	1	2	1.9	2	0	0	0	0	11	4.4	
#14/16 INDIANA	12/04/19	8	0-2	.000	0-0	.000	1-2	.500	2	0	2	1.9	3	0	1	0	0	1	4.0	
BINGHAMTON	12/17/19	11	2-3	.667	0-0	.000	1-2	.500	2	1	3	2.0	0	1	0	0	0	5	4.1	
UNC ASHEVILLE	12/20/19	17	2-3	.667	0-0	.000	2-4	.500	3	1	4	2.2	5	1	1	3	0	6	4.3	
WASHINGTON ST.	12/21/19	1	0-0	.000	0-0	.000	0-0	.000	0	0	0	2.0	1	0	1	0	0	0	3.9	
WAKE FOREST	12/29/19	9	0-0	.000	0-0	.000	0-0	.000	0	1	1	1.9	2	0	0	3	0	0	3.6	
Totals		1	118	14-23	.609	0-0	.000	15-26	.577	11	12	23	1.9	28	3	9	10	1	43	3.6

Games played: 12
Minutes/game: 9.8
Points/game: 3.6
FG Pct: 60.9
FT Pct: 57.7

Rebounds/game: 1.9
Assists/game: 0.3
Turnovers/game: 0.8
Assist/turnover ratio: 0.3
Steals/game: 0.1
Blocks/game: 0.8

Career Stats

Season	gp-gs	min/avg	Total		3-Point		F-Throws		Rebounds				Scoring							
			fg-fga	pct	fg-fga	pct	ft-fa	pct	off	def	tot	avg	pf	fo	ast	to	blk	stl	pts	avg
2019-20	12-1	118/9.8	14-23	.609	0-0	.000	15-26	.577	11	12	23	1.9	28	1	3	9	10	1	43	3.6
TOTAL	12-1	118/9.8	14-23	.609	0-0	.000	15-26	.577	11	12	23	1.9	28	1	3	9	10	1	43	3.6



2019-20 overall statistics

RECORD:	OVERALL	HOME	AWAY	NEUTRAL
ALL GAMES	9-3	8-2	0-1	1-0
CONFERENCE	1-0	1-0	0-0	0-0
NON-CONFERENCE	8-3	7-2	0-1	1-0

#	Player	gp-gs	min	avg	Total		3-Point		F-Throw		Rebounds				pf	dq	a	to	blk	stl	pts	avg
					fg-fga	fg%	3fg-fga	3fg%	ft-fta	ft%	off	def	tot	avg								
32	Beatrice Mompremier	12-11	325	27.1	81-158	.513	4-11	.364	37-54	.685	45	82	127	10.6	30	0	10	41	21	13	203	16.9
05	Mykea Gray	12-12	307	25.6	46-127	.362	17-54	.315	29-36	.806	6	19	25	2.1	18	0	32	30	1	18	138	11.5
20	Kelsey Marshall	12-12	321	26.8	45-113	.398	28-78	.359	14-17	.824	4	34	38	3.2	22	0	32	21	4	7	132	11.0
04	Endia Banks	12-12	355	29.6	48-97	.495	10-29	.345	21-33	.636	12	34	46	3.8	14	0	40	34	1	15	127	10.6
13	Taylor Mason	11-0	203	18.5	19-48	.396	3-11	.273	12-16	.750	2	15	17	1.5	13	0	12	17	1	10	53	4.8
01	Moulayna Johnson Sid	11-3	240	21.8	15-51	.294	8-27	.296	7-15	.467	13	23	36	3.3	8	0	14	11	1	5	45	4.1
44	Sydnee Roby	12-1	118	9.8	14-23	.609	0-0	.000	15-26	.577	11	12	23	1.9	28	1	3	9	10	1	43	3.6
15	Jamir Huston	12-7	186	15.5	14-33	.424	1-2	.500	8-18	.444	31	36	67	5.6	26	0	8	13	3	9	37	3.1
21	Brianna Jackson	12-2	143	11.9	14-21	.667	1-3	.333	6-8	.750	12	26	38	3.2	35	3	5	7	9	10	35	2.9
22	Yasmeen Chang	9-0	76	8.4	6-22	.273	0-4	.000	5-9	.556	4	8	12	1.3	9	0	4	8	1	9	17	1.9
00	Kenza Salgues	10-0	63	6.3	3-14	.214	3-13	.231	3-4	.750	0	4	4	0.4	5	0	4	7	0	0	12	1.2
12	Jacaira Allen	3-0	26	8.7	1-6	.167	0-0	.000	1-2	.500	1	1	2	0.7	3	0	3	1	0	1	3	1.0
03	Destiny Harden	7-0	37	5.3	2-9	.222	0-1	.000	2-4	.500	3	5	8	1.1	9	0	0	6	0	5	6	0.9
Team											32	40	72				8					
Total.....		12	2400		308-722	.427	75-233	.322	160-242	.661	176	339	515	42.9	220	4	167	213	52	103	851	70.9
Opponents.....		12	2400		278-741	.375	78-261	.299	131-175	.749	138	269	407	33.9	241	-	166	191	32	79	765	63.8

TEAM STATISTICS	UM	OPP	Date	Opponent	Score	Att.
SCORING	851	765	11/10/19	JACKSON ST.	w 83-68	917
Points per game	70.9	63.8	11/13/19	NORTH FLORIDA	w 78-55	4017
Scoring margin	+7.2	-	11/17/19	IUPUI	w 74-65	863
FIELD GOALS-ATT	308-722	278-741	# 11/22/19	vs N.C. A&T	w 68-67	3062
Field goal pct	.427	.375	# 11/23/19	at #19/20 DePaul	L 83-89	1608
3 POINT FG-ATT	75-233	78-261	^ 11/29/19	#7/5 OREGON STATE	L 53-75	1336
3-point FG pct	.322	.299	^ 11/30/19	MIAMI (OH)	w 80-62	823
3-pt FG made per game	6.3	6.5	12/04/19	#14/16 INDIANA	L 45-58	848
FREE THROWS-ATT	160-242	131-175	12/17/19	BINGHAMTON	w 79-56	983
Free throw pct	.661	.749	& 12/20/19	UNC ASHEVILLE	w 75-46	733
F-Throws made per game	13.3	10.9	12/21/19	WASHINGTON ST.	w 74-68	782
REBOUNDS	515	407	* 12/29/19	WAKE FOREST	w 59-56	988
Rebounds per game	42.9	33.9	* - Conference game			
Rebounding margin	+9.0	-				
ASSISTS	167	166				
Assists per game	13.9	13.8				
TURNOVERS	213	191				
Turnovers per game	17.8	15.9				
Turnover margin	-1.8	-				
Assist/turnover ratio	0.8	0.9				
STEALS	103	79				
Steals per game	8.6	6.6				
BLOCKS	52	32				
Blocks per game	4.3	2.7				
ATTENDANCE	12290	4670				
Home games-Avg/Game	10-1229	1-1608				
Neutral site-Avg/Game	-	1-3062				

Score by Periods	1st	2nd	3rd	4th	Totals
#24/rv Miami (FL)	218	200	197	236	851
Opponents	181	142	217	225	765



2019-20 conference statistics

RECORD:	OVERALL	HOME	AWAY	NEUTRAL
ALL GAMES	1-0	1-0	0-0	0-0
CONFERENCE	1-0	1-0	0-0	0-0
NON-CONFERENCE	0-0	0-0	0-0	0-0

#	Player	gp-gs	min	avg	Total		3-Point		F-Throw		Rebounds				pf	dq	a	to	blk	stl	pts	avg
					fg-fga	fg%	3fg-fga	3fg%	ft-fga	ft%	off	def	tot	avg								
05	Mykea Gray	1-1	35	35.0	7-12	.583	3-5	.600	0-0	.000	0	2	2	2.0	1	0	4	6	1	3	17	17.0
32	Beatrice Mompremier	1-1	35	35.0	7-15	.467	0-0	.000	1-2	.500	6	6	12	12.0	1	0	1	4	1	0	15	15.0
20	Kelsey Marshall	1-1	20	20.0	5-11	.455	2-6	.333	0-0	.000	0	5	5	5.0	1	0	3	0	2	0	12	12.0
04	Endia Banks	1-1	29	29.0	3-7	.429	0-1	.000	1-2	.500	0	3	3	3.0	1	0	3	4	0	0	7	7.0
01	Moulayna Johnson Sid	1-0	21	21.0	2-6	.333	1-3	.333	0-3	.000	1	3	4	4.0	0	0	1	0	0	0	5	5.0
13	Taylor Mason	1-0	11	11.0	1-2	.500	0-1	.000	0-0	.000	0	0	0	0.0	1	0	0	2	0	1	2	2.0
15	Jamir Huston	1-1	18	18.0	0-4	.000	0-0	.000	1-2	.500	1	4	5	5.0	3	0	2	0	0	2	1	1.0
44	Sydnee Roby	1-0	9	9.0	0-0	.000	0-0	.000	0-0	.000	0	1	1	1.0	2	0	0	0	3	0	0	0.0
21	Brianna Jackson	1-0	12	12.0	0-1	.000	0-0	.000	0-0	.000	1	0	1	1.0	3	0	1	1	1	0	0	0.0
12	Jacaira Allen	1-0	5	5.0	0-0	.000	0-0	.000	0-0	.000	0	0	0	0.0	1	0	0	0	0	0	0	0.0
00	Kenza Salgues	1-0	5	5.0	0-0	.000	0-0	.000	0-0	.000	0	0	0	0.0	0	0	0	0	0	0	0	0.0
Team											5	3	8									
Total.....		1	200		25-58	.431	6-16	.375	3-9	.333	14	27	41	41.0	14	0	15	17	8	6	59	59.0
Opponents.....		1	200		22-62	.355	3-16	.188	9-13	.692	14	21	35	35.0	15	-	9	14	1	7	56	56.0

TEAM STATISTICS

	UM	OPP
SCORING	59	56
Points per game	59.0	56.0
Scoring margin	+3.0	-
FIELD GOALS-ATT	25-58	22-62
Field goal pct	.431	.355
3 POINT FG-ATT	6-16	3-16
3-point FG pct	.375	.188
3-pt FG made per game	6.0	3.0
FREE THROWS-ATT	3-9	9-13
Free throw pct	.333	.692
F-Throws made per game	3.0	9.0
REBOUNDS	41	35
Rebounds per game	41.0	35.0
Rebounding margin	+6.0	-
ASSISTS	15	9
Assists per game	15.0	9.0
TURNOVERS	17	14
Turnovers per game	17.0	14.0
Turnover margin	-3.0	-
Assist/turnover ratio	0.9	0.6
STEALS	6	7
Steals per game	6.0	7.0
BLOCKS	8	1
Blocks per game	8.0	1.0
ATTENDANCE	988	0
Home games-Avg/Game	1-988	0-0
Neutral site-Avg/Game	-	0-0

Date	Opponent	Score	Att.
* 12/29/19	WAKE FOREST	w 59-56	988

* - Conference game

Score by Periods

	1st	2nd	3rd	4th	Totals
#24/rv Miami (FL)	11	17	10	21	59
Opponents	16	6	22	12	56



miami game-by-game

Opponent	Date	Score		Total		3-Pointers		Free throws		Rebounds				pf	a	t/o	blk	stl	pts	avg
				fg-fga	pct	3fg-fga	pct	ft-fa	pct	off	def	tot	avg							
JACKSON ST.	11/10/19	83-68	W	29-58	.500	11-24	.458	14-30	.467	16	28	44	44.0	23	19	27	8	11	83	83.0
NORTH FLORIDA	11/13/19	78-55	W	30-61	.492	9-25	.360	9-17	.529	12	28	40	42.0	16	16	11	4	11	78	80.5
IUPUI	11/17/19	74-65	W	25-56	.446	5-15	.333	19-22	.864	11	21	32	38.7	16	14	18	2	15	74	78.3
vs N.C. A&T	11/22/19	68-67	W	23-62	.371	7-24	.292	15-22	.682	20	20	40	39.0	27	14	24	10	15	68	75.8
at #19/20 DePaul	11/23/19	83-89	L	27-56	.482	6-17	.353	23-33	.697	15	35	50	41.2	19	14	23	1	4	83	77.2
#7/5 OREGON STATE	11/29/19	53-75	L	19-54	.352	3-20	.150	12-17	.706	9	21	30	39.3	18	9	16	1	7	53	73.2
MIAMI (OH)	11/30/19	80-62	W	32-60	.533	6-19	.316	10-17	.588	13	39	52	41.1	15	20	24	1	5	80	74.1
#14/16 INDIANA	12/04/19	45-58	L	13-60	.217	4-18	.222	15-22	.682	19	27	46	41.8	19	4	18	4	5	45	70.5
BINGHAMTON	12/17/19	79-56	W	32-78	.410	6-21	.286	9-11	.818	22	36	58	43.6	18	16	16	2	9	79	71.4
UNC ASHEVILLE	12/20/19	75-46	W	27-58	.466	8-22	.364	13-17	.765	12	27	39	43.1	25	18	7	6	7	75	71.8
WASHINGTON ST.	12/21/19	74-68	W	26-61	.426	4-12	.333	18-25	.720	13	30	43	43.1	10	8	12	5	8	74	72.0
WAKE FOREST	12/29/19	59-56	W	25-58	.431	6-16	.375	3-9	.333	14	27	41	42.9	14	15	17	8	6	59	70.9
#24/rv Miami (FL)		851		308-722	.427	75-233	.322	160-242	.661	176	339	515	42.9	220	167	213	52	103	851	70.9
Opponents		765		278-741	.375	78-261	.299	131-175	.749	138	269	407	33.9	241	166	191	32	79	765	63.8

Games played: 12
Points/game: 70.9
FG Pct: 42.7
3FG Pct: 32.2
FT Pct: 66.1

Rebounds/game: 42.9
Assists/game: 13.9
Turnovers/game: 17.8
Assist/turnover ratio: 0.8
Steals/game: 8.6
Blocks/game: 4.3



opponent game-by-game

Opponent	Date	Score		Total		3-Pointers		Free throws		Rebounds				pf	a	t/o	blk	stl	pts	avg
				fg-fga	pct	3fg-fga	pct	ft-fa	pct	off	def	tot	avg							
JACKSON ST.	11/10/19	83-68	W	25-73	.342	2-13	.154	16-27	.593	24	20	44	44.0	25	12	22	4	9	68	68.0
NORTH FLORIDA	11/13/19	78-55	W	19-57	.333	6-26	.231	11-11	1.000	8	23	31	37.5	19	13	18	2	6	55	61.5
IUPUI	11/17/19	74-65	W	26-52	.500	8-19	.421	5-6	.833	6	20	26	33.7	24	15	23	0	5	65	62.7
vs N.C. A&T	11/22/19	68-67	W	23-54	.426	2-11	.182	19-26	.731	13	22	35	34.0	23	14	23	3	6	67	63.8
at #19/20 DePaul	11/23/19	83-89	L	28-77	.364	17-48	.354	16-17	.941	15	17	32	33.6	24	20	10	2	11	89	68.8
#7/5 OREGON STATE	11/29/19	53-75	L	28-57	.491	12-33	.364	7-11	.636	8	28	36	34.0	17	19	16	2	2	75	69.8
MIAMI (OH)	11/30/19	80-62	W	22-72	.306	4-19	.211	14-15	.933	11	18	29	33.3	21	15	10	4	12	62	68.7
#14/16 INDIANA	12/04/19	45-58	L	21-56	.375	5-17	.294	11-14	.786	8	31	39	34.0	18	13	13	7	9	58	67.4
BINGHAMTON	12/17/19	79-56	W	22-62	.355	7-24	.292	5-6	.833	5	25	30	33.6	16	17	16	3	2	56	66.1
UNC ASHEVILLE	12/20/19	75-46	W	14-55	.255	4-15	.267	14-22	.636	18	21	39	34.1	18	5	13	1	4	46	64.1
WASHINGTON ST.	12/21/19	74-68	W	28-64	.438	8-20	.400	4-7	.571	8	23	31	33.8	21	14	13	3	6	68	64.5
WAKE FOREST	12/29/19	59-56	W	22-62	.355	3-16	.188	9-13	.692	14	21	35	33.9	15	9	14	1	7	56	63.8
Opponents		765		278-741	.375	78-261	.299	131-175	.749	138	269	407	33.9	241	166	191	32	79	765	63.8
#24/rv Miami (FL)		851		308-722	.427	75-233	.322	160-242	.661	176	339	515	42.9	220	167	213	52	103	851	70.9

Games played: 12
Points/game: 63.8
FG Pct: 37.5
3FG Pct: 29.9
FT Pct: 74.9

Rebounds/game: 33.9
Assists/game: 13.8
Turnovers/game: 15.9
Assist/turnover ratio: 0.9
Steals/game: 6.6
Blocks/game: 2.7



game-by-game highs

Opponent	Date	Score	Points	Rebounds	Assists	Steals	Blocked shots
JACKSON ST.	11/10/19	83-68	18-Kelsey Marshall	11-Beatrice Mompremi	6-Endia Banks	3-Endia Banks	4-Brianna Jackson
NORTH FLORIDA	11/13/19	78-55	16-Kelsey Marshall Beatrice Mompremie	6-Brianna Jackson	5-Endia Banks	3-Beatrice Mompremi	2-Brianna Jackson
IUPUI	11/17/19	74-65	23-Endia Banks	11-Beatrice Mompremi	4-Endia Banks Kelsey Marshall	5-Endia Banks	2-Beatrice Mompremi
vs N.C. A&T	11/22/19	68-67	19-Mykea Gray	8-Beatrice Mompremi	6-Endia Banks	5-Mykea Gray	4-Beatrice Mompremi
at #19/20 DePaul	11/23/19	83-89	31-Beatrice Mompremi	18-Beatrice Mompremi	4-Moulayna Johnson	3-Endia Banks	1-Brianna Jackson
#7/5 OREGON STATE	11/29/19	53-75	13-Beatrice Mompremi	7-Beatrice Mompremi	2-Kelsey Marshall Mykea Gray	2-Taylor Mason Brianna Jackson	1-Beatrice Mompremi
MIAMI (OH)	11/30/19	80-62	13-Beatrice Mompremi	13-Jamir Huston	5-Kelsey Marshall	2-Beatrice Mompremi	1-Taylor Mason
#14/16 INDIANA	12/04/19	45-58	13-Endia Banks	8-Jamir Huston	1-Beatrice Mompremi Jamir Huston Kelsey Marshall Moulayna Johnson	1-Jamir Huston Taylor Mason Endia Banks Mykea Gray Yasmeen Chang	3-Beatrice Mompremi
BINGHAMTON	12/17/19	79-56	18-Beatrice Mompremi	16-Beatrice Mompremi	5-Mykea Gray	3-Jamir Huston Mykea Gray	2-Beatrice Mompremi
UNC ASHEVILLE	12/20/19	75-46	17-Beatrice Mompremi	12-Beatrice Mompremi	3-Endia Banks Jacaira Allen	3-Destiny Harden	3-Sydnee Roby
WASHINGTON ST.	12/21/19	74-68	18-Kelsey Marshall	19-Beatrice Mompremi	2-Kelsey Marshall Mykea Gray Taylor Mason	3-Taylor Mason	5-Beatrice Mompremi
WAKE FOREST	12/29/19	59-56	17-Mykea Gray	12-Beatrice Mompremi	4-Mykea Gray	3-Mykea Gray	3-Sydnee Roby



individual game highs

#24/rv Miami (FL) - INDIVIDUAL GAME HIGHS

Table with 3 columns: Stat, Value, and Opponent/Date. Rows include Points, Field Goals Made, 3-Point FG Made, Free Throws Made, Rebounds, Assists, Steals, Blocked Shots, Turnovers, Fouls, and Minutes.

OPPONENT INDIVIDUAL GAME HIGHS

Table with 3 columns: Stat, Value, and Opponent/Date. Rows include Points, Field Goals Made, 3-Point FG Made, Free Throws Made, Rebounds, Assists, Steals, Blocked Shots, and Minutes.



team game highs/lows

#24/rv Miami (FL) - TEAM GAME HIGHS

Table with 3 columns: Stat, Value, Opponent/Date. Rows include POINTS, FIELD GOALS MADE, REBOUNDS, etc.

#24/rv Miami (FL) - GAME LOWS

Table with 3 columns: Stat, Value, Opponent/Date. Rows include POINTS, FIELD GOALS MADE, REBOUNDS, etc.

Opponent - GAME HIGHS

Table with 3 columns: Stat, Value, Opponent/Date. Rows include POINTS, FIELD GOALS MADE, REBOUNDS, etc.

Opponent - GAME LOWS

Table with 3 columns: Stat, Value, Opponent/Date. Rows include POINTS, FIELD GOALS MADE, REBOUNDS, etc.



points-rebounds-assists

Opponent	Date	Score		00	01	03	04	05	12	13
				SALGUES,KE	SID,MOULAY	HARDEN,DES	BANKS,ENDI	GRAY,MYKEA	ALLEN,JACA	MASON,TAYL
JACKSON ST.	11/10/19	83-68	w	0-0-0	3-2-3	0-1-0	11-3-6	12-2-4	DNP	DNP
NORTH FLORIDA	11/13/19	78-55	w	0-0-1	7-2-1	0-0-0	6-5-5	8-2-3	DNP	8-1-2
IUPUI	11/17/19	74-65	w	0-0-0	0-1-1	DNP	23-3-4	16-2-2	DNP	4-1-1
vs N.C. A&T	11/22/19	68-67	w	DNP	5-6-0	0-0-0	7-2-6	19-2-1	DNP	4-0-1
at #19/20 DePaul	11/23/19	83-89	L	DNP	10-6-4	DNP	9-6-3	0-4-3	DNP	3-0-0
#7/5 OREGON STATE	11/29/19	53-75	L	0-0-0	3-2-1	0-1-0	12-4-1	6-1-2	DNP	9-1-1
MIAMI (OH)	11/30/19	80-62	w	3-2-0	3-3-2	2-1-0	5-3-4	10-3-4	DNP	10-4-3
#14/16 INDIANA	12/04/19	45-58	L	0-0-0	3-5-1	DNP	13-5-0	7-2-0	DNP	6-4-0
BINGHAMTON	12/17/19	79-56	w	2-0-1	2-3-0	2-4-0	12-5-4	15-2-5	0-0-0	5-2-0
UNC ASHEVILLE	12/20/19	75-46	w	7-2-2	DNP	2-1-0	8-4-3	13-2-2	3-2-3	2-2-2
WASHINGTON ST.	12/21/19	74-68	w	0-0-0	4-2-0	DNP	14-3-1	15-1-2	DNP	0-2-2
WAKE FOREST	12/29/19	59-56	w	0-0-0	5-4-1	DNP	7-3-3	17-2-4	0-0-0	2-0-0

Opponent	Date	Score		15	20	21	22	32	44
				HUSTON,JAM	MARSHALL,K	JACKSON,BR	CHANG,YASM	MOMPREMIER	ROBY,SYDNE
JACKSON ST.	11/10/19	83-68	w	6-5-0	18-4-4	6-4-0	3-3-1	16-11-1	8-2-0
NORTH FLORIDA	11/13/19	78-55	w	0-4-1	16-4-1	4-6-1	7-3-0	16-3-1	6-3-0
IUPUI	11/17/19	74-65	w	0-2-0	8-5-4	0-3-0	0-0-0	20-11-2	3-0-0
vs N.C. A&T	11/22/19	68-67	w	0-2-0	10-2-3	2-3-2	0-2-1	18-8-0	3-4-0
at #19/20 DePaul	11/23/19	83-89	L	4-5-0	22-5-2	4-0-0	DNP	31-18-1	0-2-1
#7/5 OREGON STATE	11/29/19	53-75	L	1-4-0	3-2-2	6-3-0	0-0-1	13-7-1	0-0-0
MIAMI (OH)	11/30/19	80-62	w	4-13-1	3-3-5	9-4-0	7-1-1	13-4-0	11-2-0
#14/16 INDIANA	12/04/19	45-58	L	4-8-1	0-2-1	0-5-0	0-0-0	11-6-1	1-2-0
BINGHAMTON	12/17/19	79-56	w	7-9-1	11-2-3	0-4-1	0-2-0	18-16-0	5-3-1
UNC ASHEVILLE	12/20/19	75-46	w	2-5-2	11-1-2	4-2-0	0-1-0	17-12-1	6-4-1
WASHINGTON ST.	12/21/19	74-68	w	8-5-0	18-3-2	0-3-0	DNP	15-19-1	0-0-0
WAKE FOREST	12/29/19	59-56	w	1-5-2	12-5-3	0-1-1	DNP	15-12-1	0-1-0



GAME ONE

#18/19 Miami vs. Jackson State

Nov. 10, 2019 || Coral Gables, Fla.

Jackson St. 68 • 0-2, 0-0 SWAC

#	Player	Total			3-Ptr			Rebounds			PF	TP	A	TO	Blk	Stl	Min
		FG-FGA	FG-FGA	FT-FTA	FG-FGA	FG-FGA	FT-FTA	Off	Def	Total							
23	Arneisha Hamer	f	3-13	0-1	2-2	1	3	4	3	8	0	2	0	1	27		
04	Kaishya Williams	f	7-13	0-1	0-2	5	6	11	4	14	0	2	2	1	27		
01	Kaishya Williams	c	2-5	0-1	2-2	0	2	2	3	6	4	3	0	0	21		
10	Keshuna Luckett	g	1-7	0-2	4-6	1	0	1	0	6	3	3	0	1	16		
11	Sumer Williams	g	0-3	0-0	0-0	1	2	3	2	0	2	1	1	1	18		
00	Ieisha Lacey	g	2-11	1-3	0-0	3	0	3	2	5	0	4	0	1	23		
02	Antionette Womack	g	0-0	0-0	2-5	2	1	3	5	2	0	1	0	0	9		
03	D'Asia Mitchell	g	2-5	0-3	0-0	1	1	2	0	4	2	0	0	0	6		
05	Walneika Holmes	g	1-1	1-1	0-3	1	0	1	0	3	0	0	0	0	1		
13	Elexis Peyton	g	0-0	0-0	0-0	0	0	0	1	0	0	0	0	0	2		
20	Jiniva Tallie	g	0-1	0-0	4-4	0	0	0	1	4	0	1	0	1	7		
24	Dayzsha Rogan	g	5-8	0-1	0-0	0	2	2	1	10	0	3	0	2	21		
25	Cherelle Jones	g	2-6	0-0	1-1	1	2	3	5	0	1	1	0	1	16		
42	Shelby Augustine	g	0-0	0-0	1-2	0	0	0	0	1	1	1	0	1	6		
Team						8	2	10									
Totals			25-73	2-13	16-27	24	20	44	25	68	12	22	4	9	200		

1st FG %:	3-16	18.8%	2nd FG %:	5-19	26.3%	3rd FG %:	10-22	45.5%	4th FG %:	7-16	43.8%	Game:	25-73	34.2%	Deadball	
3FG %:	0-3	0.0%	2nd 3FG %:	1-6	16.7%	3rd 3FG %:	0	0.0%	4th 3FG %:	1-4	25.0%		2-13	15.4%	Rebounds	
FT %:	4-5	80.0%	2nd FT %:	2-4	50.0%	3rd FT %:	2-4	50.0%	4th FT %:	8-14	57.1%		16-27	59.3%	Rebounds	7, 1

#18/19 Miami (FL) 83 • 1-0, 0-0 ACC

#	Player	Total			3-Ptr			Rebounds			PF	TP	A	TO	Blk	Stl	Min
		FG-FGA	FG-FGA	FT-FTA	FG-FGA	FG-FGA	FT-FTA	Off	Def	Total							
15	Jamir Huston	f	3-4	0-0	0-1	3	2	5	4	6	0	0	0	0	0	9	
32	Beatrice Mompremier	f	6-13	1-1	3-5	4	7	11	4	16	1	4	0	0	23		
04	Endia Banks	g	4-10	1-4	2-6	2	1	3	0	11	6	6	0	3	33		
05	Mykea Gray	g	4-8	3-5	1-2	1	1	2	3	12	4	2	0	2	35		
20	Kelsey Marshall	g	6-11	4-7	2-2	1	3	4	1	18	4	4	1	1	21		
00	Kenza Salgues	g	0-0	0-0	0-0	0	0	0	0	0	0	3	0	0	3		
01	Moulayna Johnson Sid	g	1-3	1-3	0-0	1	1	2	1	3	3	1	1	2	19		
03	Destiny Harden	g	0-0	0-0	0-0	0	1	1	2	0	0	1	0	1	8		
21	Brianna Jackson	g	2-3	1-2	1-3	0	4	4	2	6	0	1	4	2	14		
22	Yasmeen Chang	g	1-3	0-2	1-4	1	2	3	2	3	1	5	0	0	18		
44	Sydney Roby	g	2-3	0-0	4-7	0	2	2	4	8	0	0	2	0	17		
Team						3	4	7									
Totals			29-58	11-24	14-30	16	28	44	23	83	19	27	8	11	200		

1st FG %:	9-16	56.3%	2nd FG %:	6-13	46.2%	3rd FG %:	6-13	46.2%	4th FG %:	8-16	50.0%	Game:	29-58	50.0%	Deadball	
3FG %:	5-8	62.5%	2nd 3FG %:	2-3	66.7%	3rd 3FG %:	3-8	37.5%	4th 3FG %:	1-5	20.0%		11-24	45.8%	Rebounds	8
FT %:	1-5	20.0%	2nd FT %:	4-8	50.0%	3rd FT %:	5-9	55.6%	4th FT %:	4-8	50.0%		19-30	63.3%	Rebounds	8

Officials: Krystle Appeltanz, Edward Sidlasky, Eric Brewton
 Technical fouls: Jackson St.-None, #18/19 Miami (FL)-None.
 Attendance: 917

Score by periods	1st	2nd	3rd	4th	Total
Jackson St.	10	13	22	23	68
#18/19 Miami (FL)	24	18	20	21	83

Points	In	Off	2nd	Fast	Bench
JSU	26	26	17	7	34
UM	34	27	19	12	20

Last FG - JSU 4th-00:41, UM 4th-03:17.
 Largest lead - JSU None, UM by 29 4th-03:17.
 JSU led for 00:00, UM led for 39:12, Game was tied for 00:25.

Score tied - 0 times.
 Lead changed - 0 times.

GAME TWO

#17/19 Miami vs. North Florida

Nov. 13, 2019 || Coral Gables, Fla.

North Florida 55 • 1-2, 0-0 ASUN

#	Player	Total			3-Ptr			Rebounds			PF	TP	A	TO	Blk	Stl	Min
		FG-FGA	FG-FGA	FT-FTA	FG-FGA	FG-FGA	FT-FTA	Off	Def	Total							
11	Jazz Bond	f	3-11	0-5	2-2	4	4	8	3	8	1	2	2	2	29		
44	Dasha Eremeeva	f	3-8	0-1	2-2	0	4	4	3	8	0	1	0	1	30		
03	Tiffany Tolbert	g	1-9	1-5	2-2	0	1	1	2	5	2	6	0	0	28		
04	Adrienne Jackson	g	3-10	1-5	0-0	0	4	4	3	7	3	3	0	0	31		
24	Janessa Green	g	3-8	1-2	3-3	2	2	4	2	10	2	4	0	1	28		
05	Alexis Gordon	g	5-8	3-6	0-0	0	2	2	1	13	2	0	0	0	16		
12	Ariel Scott	g	0-0	0-0	2-2	0	3	3	2	2	3	0	0	1	9		
13	Rhetta Moore	g	0-0	0-0	0-0	0	0	0	0	0	0	0	0	0	2		
30	Victoria Patrick	g	0-2	0-0	0-0	0	1	1	2	0	0	1	0	0	22		
40	Emma Broermann	g	1-1	0-0	0-0	0	0	0	1	2	0	0	0	1	5		
Team						2	2	4									
Totals			19-57	6-26	11-11	8	23	31	19	55	13	18	2	6	200		

1st FG %:	4-11	36.4%	2nd FG %:	5-17	29.4%	3rd FG %:	5-12	41.7%	4th FG %:	5-17	29.4%	Game:	19-57	33.3%	Deadball	
3FG %:	1-4	25.0%	2nd 3FG %:	2-10	20.0%	3rd 3FG %:	1-5	20.0%	4th 3FG %:	2-7	28.6%		6-26	23.1%	Rebounds	
FT %:	5-5	100.0%	2nd FT %:	3-6	50.0%	3rd FT %:	0	0.0%	4th FT %:	6-6	100.0%		11-11	100.0%	Rebounds	2

#17/19 Miami (FL) 78 • 2-0, 0-0 ACC

#	Player	Total			3-Ptr			Rebounds			PF	TP	A	TO	Blk	Stl	Min
		FG-FGA	FG-FGA	FT-FTA	FG-FGA	FG-FGA	FT-FTA	Off	Def	Total							
15	Jamir Huston	f	0-4	0-0	0-0	2	2	4	2	0	1	1	0	1	14		
32	Beatrice Mompremier	f	5-9	2-3	4-5	2	1	3	3	16	1	1	1	3	24		
04	Endia Banks	g	3-6	0-3	0-0	2	3	5	1	6	5	2	0	0	29		
05	Mykea Gray	g	3-8	2-6	0-0	0	2	2	1	8	3	2	0	1	22		
20	Kelsey Marshall	g	6-11	4-9	0-2	0	4	4	3	16	1	2	0	2	27		
00	Kenza Salgues	g	0-0	0-0	0-0	0	0	0	0	0	1	0	0	0	5		
01	Moulayna Johnson Sid	g	3-5	1-3	0-2	1	1	2	0	7	1	0	0	0	20		
03	Destiny Harden	g	0-1	0-0	0-0	0	0	0	1	1	0	1	0	0	4		
13	Taylor Mason	g	4-7	0-1	0-1	0	0	1	1	8	2	1	0	0	19		
21	Brianna Jackson	g	2-2	0-0	0-0	2	4	6	3	4	1	0	2	2	15		
22	Yasmeen Chang	g	2-5	0-0	3-4	0	3	3	0	7	0	1	0	2	10		
44	Sydney Roby	g	2-3	0-0	2-3	1	2	3	1	6	0	0	1	0	11		
Team						2	5	7									
Totals			30-61	9-25	9-17	12	28	40	16	78	16	11	4	11	200		

1st FG %:	10-16	62.5%	2nd FG %:	4-17	23.5%	3rd FG %:	8-15	53.3%	4th FG %:	8-13	61.5%	Game:	30-61	49.2%	Deadball	
3FG %:	3-6	50.0%	2nd 3FG %:	1-8	12.5%	3rd 3FG %:	2-6	33.3%	4th 3FG %:	3-5	60.0%		9-25	36.0%	Rebounds	
FT %:	3-7	42.9%	2nd FT %:	0	0.0%	3rd FT %:	4-5	80.0%	4th FT %:	3-5	60.0%		9-17	52.9%	Rebounds	4

Officials: Nykeshia Thompson, Luis Gonzalez, Angela Lewis
 Technical fouls: North Florida-None, #17/19 Miami (FL)-None.
 Attendance: 4017

Score by periods	1st	2nd	3rd	4th	Total
North Florida	14	12	11	18	55
#17/19 Miami (FL)	25	9	22	22	78

Points	In	Off	2nd	Fast	Bench
UNF	12	10	9	6	17
UM	36	27	13	16	32

Last FG - UNF 4th-00:02, UM 4th-01:54.
 Largest lead - UNF by 2 1st-09:13, UM by 33 4th-02:48.
 UNF led for 00:23, UM led for 37:23, Game was tied for 02:14.

Score tied - 2 times.
 Lead changed - 3 times.

GAME THREE

#17/19 Miami vs. IUPUI

Nov. 17, 2019 || Coral Gables, Fla.

IUPUI 65 • 2-1, 0-0 Horizon

#	Player	Total			3-Ptr			Rebounds			PF	TP	A	TO	Blk	Stl	Min
		FG-FGA	FG-FGA	FT-FTA	FG-FGA	FG-FGA	FT-FTA	Off	Def	Total							
30	Morgan Allen	f	0-0	0-0	2-2	0	1	1	4	2	0	3	0	0	15		
15	Macee Williams	f	7-11	0-0	3-3	1	3	4	4	17	2	3	0	1	32		
04	Holly Hoopingarner	g	6-8	2-3	0-0	0	1	1	3	14	4	5	0	4	36		
14	Rachel McLimore	g	3-10	1-3	0-1	3	3	6	4	7	3	2	0	0	37		
15	Sydney Roule	g	0-3	0-3	0-0	0	2	2	1	0	0	1	0	0	14		
01	Destiny Perkins	g	2-5	2-3	0-0	0	1	1	3	6	2	4	0	0	14		
02	Taylor Ramey	g	0-0	0-0	0-0	0	0	0	1	0	0	0	0	0	6		
11	Ali Berg																



2019-20 box scores

GAME FIVE

#16/17 Miami at #19/20 DePaul

Nov. 23, 2019 || Chicago, Ill.

#16/17 Miami (FL) 83 - 4-1, 0-0 ACC

Box score for Game Five, Miami vs DePaul. Includes player stats for FG-FGA, 3-Ptr, FT-FTA, Rebounds, PF, TP, A, TO, Blk, Stl, Min. Team totals: 27-56 FG, 6-17 3-Ptr, 23-33 FT, 15-35-50 Rebounds, 19-83 Points.

Summary statistics for Game Five: 1st FG %, 2nd FG %, 3rd FG %, 4th FG %, Game FG %, FT %, 3FG %, FT %, 3FG %, FT %, 3FG %, FT %, 3FG %, FT %, 3FG %, FT %.

#19/20 DePaul 89 - 4-1, 0-0 BIGEAST

Box score for Game Five, DePaul vs Miami. Includes player stats for FG-FGA, 3-Ptr, FT-FTA, Rebounds, PF, TP, A, TO, Blk, Stl, Min. Team totals: 28-77 FG, 17-48 3-Ptr, 16-17 FT, 15-17-32 Rebounds, 24-89 Points.

Summary statistics for Game Five: 1st FG %, 2nd FG %, 3rd FG %, 4th FG %, Game FG %, FT %, 3FG %, FT %, 3FG %, FT %, 3FG %, FT %, 3FG %, FT %.

Officials: Rebecca Taylor, Eric Brewton, Karen Preato

Technical fouls: #16/17 Miami (FL)-None, #19/20 DePaul-Sonya Morris. Attendance: 1608

Score by periods table for Game Five: 1st, 2nd, 3rd, 4th, Total. Miami (FL) 20, 21, 19, 23, 83. #19/20 DePaul 21, 20, 25, 23, 89.

Last FG - UM 4th-02:22, DEPAUL 4th-02:53. Largest lead - UM by 3 1st-09:55, DEPAUL by 12 4th-08:27. UM led for 07:56, DEPAUL led for 25:27. Game was tied for 06:37.

Points in Paint, Off Paint, 2nd Chance, Fast Break, Bench for Game Five.

Score tied - 12 times. Lead changed - 21 times.

GAME SIX

#19/18 Miami vs. #7/5 Oregon State

Nov. 29, 2019 || Coral Gables, Fla.

#7/5 Oregon State 75 - 6-0, 0-0 P12

Box score for Game Six, Oregon State vs Miami. Includes player stats for FG-FGA, 3-Ptr, FT-FTA, Rebounds, PF, TP, A, TO, Blk, Stl, Min. Team totals: 28-57 FG, 12-33 3-Ptr, 7-11 FT, 8-28-36 Rebounds, 17-75 Points.

Summary statistics for Game Six: 1st FG %, 2nd FG %, 3rd FG %, 4th FG %, Game FG %, FT %, 3FG %, FT %, 3FG %, FT %, 3FG %, FT %, 3FG %, FT %.

#19/18 Miami 53 - 4-2, 0-0 ACC

Box score for Game Six, Miami vs Oregon State. Includes player stats for FG-FGA, 3-Ptr, FT-FTA, Rebounds, PF, TP, A, TO, Blk, Stl, Min. Team totals: 19-54 FG, 3-20 3-Ptr, 12-17 FT, 9-21-30 Rebounds, 18-53 Points.

Summary statistics for Game Six: 1st FG %, 2nd FG %, 3rd FG %, 4th FG %, Game FG %, FT %, 3FG %, FT %, 3FG %, FT %, 3FG %, FT %.

Officials: Saif Esho, Pualani Spurlock, Joseph Vazally

Technical fouls: #7/5 Oregon State-None, #19/18 Miami-None. Attendance: 1336

Score by periods table for Game Six: 1st, 2nd, 3rd, 4th, Total. #7/5 Oregon State 18, 18, 23, 16, 75. #19/18 Miami 11, 17, 13, 12, 53.

Last FG - OSU 4th-04:02, UM 4th-01:51. Largest lead - OSU by 25 4th-08:02, UM by 2 1st-09:04. OSU led for 37:45, UM led for 00:38. Game was tied for 01:37.

Points in Paint, Off Paint, 2nd Chance, Fast Break, Bench for Game Six.

Score tied - 1 time. Lead changed - 1 time.

GAME SEVEN

#19/18 Miami vs. Miami (OH)

Nov. 30, 2019 || Coral Gables, Fla.

Miami (OH) 62 - 4-4, 0-0 MAC

Box score for Game Seven, Miami (OH) vs Miami (FL). Includes player stats for FG-FGA, 3-Ptr, FT-FTA, Rebounds, PF, TP, A, TO, Blk, Stl, Min. Team totals: 22-72 FG, 4-19 3-Ptr, 14-15 FT, 11-18-29 Rebounds, 21-62 Points.

Summary statistics for Game Seven: 1st FG %, 2nd FG %, 3rd FG %, 4th FG %, Game FG %, FT %, 3FG %, FT %, 3FG %, FT %, 3FG %, FT %.

#19/18 Miami 80 - 5-2, 0-0 ACC

Box score for Game Seven, Miami (FL) vs Miami (OH). Includes player stats for FG-FGA, 3-Ptr, FT-FTA, Rebounds, PF, TP, A, TO, Blk, Stl, Min. Team totals: 32-60 FG, 6-19 3-Ptr, 10-17 FT, 13-39-52 Rebounds, 15-80 Points.

Summary statistics for Game Seven: 1st FG %, 2nd FG %, 3rd FG %, 4th FG %, Game FG %, FT %, 3FG %, FT %, 3FG %, FT %, 3FG %, FT %.

Officials: Linda Miles, Ron Ledington, Pualani Spurlock

Technical fouls: Miami (OH)-None, #19/18 Miami-Brianna Jackson. Attendance: 823

Score by periods table for Game Seven: 1st, 2nd, 3rd, 4th, Total. Miami (OH) 16, 11, 11, 24, 62. #19/18 Miami 27, 16, 17, 20, 80.

Last FG - MICH 4th-00:53, UM 4th-01:02. Largest lead - MICH by 2 1st-08:54, UM by 26 4th-08:00. MICH led for 01:24, UM led for 36:59. Game was tied for 01:37.

Points in Paint, Off Paint, 2nd Chance, Fast Break, Bench for Game Seven.

Score tied - 3 times. Lead changed - 2 times.

GAME EIGHT

#21/22 Miami vs. #14/16 Indiana

Dec. 4, 2019 || Coral Gables, Fla.

#14/16 Indiana 58 - 7-1, 0-0 Big Ten

Box score for Game Eight, Indiana vs Miami. Includes player stats for FG-FGA, 3-Ptr, FT-FTA, Rebounds, PF, TP, A, TO, Blk, Stl, Min. Team totals: 21-56 FG, 5-17 3-Ptr, 11-14 FT, 8-31-39 Rebounds, 18-58 Points.

Summary statistics for Game Eight: 1st FG %, 2nd FG %, 3rd FG %, 4th FG %, Game FG %, FT %, 3FG %, FT %, 3FG %, FT %, 3FG %, FT %.

#21/22 Miami (FL) 45 - 5-3, 0-0 ACC

Box score for Game Eight, Miami (FL) vs Indiana. Includes player stats for FG-FGA, 3-Ptr, FT-FTA, Rebounds, PF, TP, A, TO, Blk, Stl, Min. Team totals: 13-60 FG, 4-18 3-Ptr, 15-22 FT, 19-27-46 Rebounds, 19-45 Points.

Summary statistics for Game Eight: 1st FG %, 2nd FG %, 3rd FG %, 4th FG %, Game FG %, FT %, 3FG %, FT %, 3FG %, FT %, 3FG %, FT %.

Officials: Maggie Tieman, Bruce Morris, Dee Kantner

Technical fouls: #14/16 Indiana-None, #21/22 Miami (FL)-None. Attendance: 848

Score by periods table for Game Eight: 1st, 2nd, 3rd, 4th, Total. #14/16 Indiana 14, 17, 15, 12, 58. #21/22 Miami (FL) 11, 14, 10, 10, 45.

Last FG - IND 4th-02:56, UM 4th-01:40. Largest lead - IND by 14 3rd-04:19, UM by 5 2nd-05:05. IND led for 29:09, UM led for 06:55. Game was tied for 03:56.

Points in Paint, Off Paint, 2nd Chance, Fast Break, Bench for Game Eight.

Score tied - 4 times. Lead changed - 6 times.



2019-20 box scores

GAME NINE

Miami vs. Binghamton

Dec. 17, 2019 || Coral Gables, Fla.

Binghamton 56 • 9-1, 0-0 America

Box score for Game 9: Binghamton vs Miami. Columns include Player, FG-FGA, 3-Ptr, FT-FTA, Rebounds, PF, TP, A, TO, Blk, Stl, Min. Totals: 56-22-22-20.

Miami (FL) 79 • 6-3, 0-0 ACC

Box score for Game 9: Miami vs Binghamton. Columns include Player, FG-FGA, 3-Ptr, FT-FTA, Rebounds, PF, TP, A, TO, Blk, Stl, Min. Totals: 79-32-21-18.

Officials: Ryan Duran,Linda Miles,Edward Sidlasky Technical fouls: Binghamton-None, Miami (FL)-None. Attendance: 983

Score by periods table for Game 9. Columns: 1st, 2nd, 3rd, 4th, Total. Totals: 16, 17, 19, 22, 74.

Last FG - BING 4th-00:32, UM 4th-01:09. Largest lead - BING None, UM by 26 4th-01:09. BING led for 00:00, UM led for 39:07. Game was tied for 00:53.

Points in Paint, Off T/O, 2nd Chance, Fast Break, Bench. BING: 18, 9, 7, 5, 12. UM: 22, 17, 18, 29, 21.

Score tied - 1 time. Lead changed - 0 times.

GAME TEN

Miami vs. UNC Asheville

Dec. 20, 2019 || Coral Gables, Fla.

UNC Asheville 46 • 5-3, 0-0 BigSou

Box score for Game 10: UNC Asheville vs Miami. Columns include Player, FG-FGA, 3-Ptr, FT-FTA, Rebounds, PF, TP, A, TO, Blk, Stl, Min. Totals: 46-14-15-18.

Miami 75 • 7-3, 0-0 ACC

Box score for Game 10: Miami vs UNC Asheville. Columns include Player, FG-FGA, 3-Ptr, FT-FTA, Rebounds, PF, TP, A, TO, Blk, Stl, Min. Totals: 75-27-8-13.

Officials: Krystle Apellaniz,Nic Cappel,Maj Forsberg Technical fouls: UNC Asheville-None, Miami-None. Attendance: 733

Score by periods table for Game 10. Columns: 1st, 2nd, 3rd, 4th, Total. Totals: 9, 0, 10, 27, 46.

Last FG - UNC-A 4th-00:09, UM 4th-01:05. Largest lead - UNC-A by 2 1st-07:55, UM by 45 4th-09:32. UNC-A led for 00:24, UM led for 37:18. Game was tied for 02:08.

Points in Paint, Off T/O, 2nd Chance, Fast Break, Bench. UNC-A: 28, 15, 12, 4, 24. UM: 14, 4, 9, 4, 19.

Score tied - 2 times. Lead changed - 2 times.

GAME ELEVEN

Miami vs. Washington State

Dec. 21, 2019 || Coral Gables, Fla.

Washington St. 68 • 7-5,0-0 Pac-12

Box score for Game 11: Washington St vs Miami. Columns include Player, FG-FGA, 3-Ptr, FT-FTA, Rebounds, PF, TP, A, TO, Blk, Stl, Min. Totals: 68-28-6-8.

Miami (FL) 74 • 8-3,0-0 ACC

Box score for Game 11: Miami vs Washington St. Columns include Player, FG-FGA, 3-Ptr, FT-FTA, Rebounds, PF, TP, A, TO, Blk, Stl, Min. Totals: 74-26-6-13.

Officials: Krystle Apellaniz,Marc Merritt,Denise Brooks Technical fouls: Washington St-None, Miami (FL)-None. Attendance: 782

Score by periods table for Game 11. Columns: 1st, 2nd, 3rd, 4th, Total. Totals: 19, 16, 15, 18, 74.

2019-20 Women's Basketball, Round: 0, Miami (FL) vs Washington St. Largest lead - WSU by 6 2nd-04:47, UM by 10 3rd-03:22. WSU led for 18:40, UM led for 20:05. Game was tied for 01:15.

Points in Paint, Off T/O, 2nd Chance, Fast Break, Bench. WSU: 32, 18, 11, 5, 24. UM: 38, 11, 13, 10, 4.

Score tied - 3 times. Lead changed - 8 times.

GAME TWELVE

Miami vs. Wake Forest

Dec. 29, 2019 || Coral Gables, Fla.

Wake Forest 56 • 7-5, 0-1 ACC

Box score for Game 12: Wake Forest vs Miami. Columns include Player, FG-FGA, 3-Ptr, FT-FTA, Rebounds, PF, TP, A, TO, Blk, Stl, Min. Totals: 56-22-6-21.

#24/rv Miami (FL) 59 • 9-3, 1-0 ACC

Box score for Game 12: Miami vs Wake Forest. Columns include Player, FG-FGA, 3-Ptr, FT-FTA, Rebounds, PF, TP, A, TO, Blk, Stl, Min. Totals: 59-25-8-6.

Officials: Tiara Cruse,Carla Fountain,Bryan Brunette Technical fouls: Wake Forest-None, #24/rv Miami (FL)-None. Attendance: 988

Score by periods table for Game 12. Columns: 1st, 2nd, 3rd, 4th, Total. Totals: 16, 8, 22, 12, 58.

Last FG - WF 4th-00:23, UM 4th-02:58. Largest lead - WF by 7 2nd-08:33, UM by 7 4th-06:27. WF led for 19:45, UM led for 17:53. Game was tied for 02:12.

Points in Paint, Off T/O, 2nd Chance, Fast Break, Bench. WF: 22, 16, 3, 4, 2. UM: 24, 18, 7, 6, 7.

Score tied - 3 times. Lead changed - 8 times.



TV/Radio Chart

0		KENZA SALGUES		GP-GS	PPG	RPG	APG	MPG	<ul style="list-style-type: none"> Ranked No. 20 international player in 2018 class by ProspectsNation.com Represented France at FIBA U18 European Championship Played against Moulayna Sidi Baba at the FIBA U16 European Championship First Frenchwoman to play under Katie Meier INSEP alums include Tony Parker and Clint Capela 			
		Fr. G 5-9 MONTPELLIER, FRANCE MAJOR: Sports Administration	2019-20	10-0	1.2	0.4	0.4	6.3		CAREER	10-0	1.2
1		MOULAYNA JOHNSON SIDI BABA		GP-GS	PPG	RPG	APG	MPG	<ul style="list-style-type: none"> Four-star international prospect according to Keil Moore Basketball Represented Sweden at the FIBA U18 European Championship Played against Kenza Salgues at the FIBA U16 European Championship Second Swedish player to sign with Coach Katie Meier Chose Miami over Baylor, California, Marquette and Kansas 			
		Fr. F 6-0 ARSTA, SWEDEN MAJOR: Business Administration	2019-20	11-3	4.1	3.3	1.3	21.8		CAREER	11-3	4.1
3		DESTINY HARDEN		GP-GS	PPG	RPG	APG	MPG	<ul style="list-style-type: none"> Sat out the 2018-19 season due to NCAA transfer rules Spent her freshman year at West Virginia Helped the Mountaineers to a WNIT semifinals appearance Earned Chicago Tribune and USA Today All-USA Illinois Second Team honors 			
		R-So. F 6-0 CHICAGO, ILL. MAJOR: Criminal Justice	2019-20	7-0	0.9	1.1	0.0	5.3		CAREER	42-0	2.2
4		ENDIA BANKS		GP-GS	PPG	RPG	APG	MPG	<ul style="list-style-type: none"> Scored a career-high 23 points against IUPUI (11/17) Elected as a team captain for 2019-20 Finished third among Hurricanes in rebounding (3.5) last year Tabbed to the All-ACC Academic Team as a freshman Started every game as a freshman 			
		Jr. G 5-9 DULUTH, GA. MAJOR: Sports Administration	2019-20	12-12	10.6	3.8	3.3	29.6		CAREER	78-58	6.4
5		MYKEA GRAY		GP-GS	PPG	RPG	APG	MPG	<ul style="list-style-type: none"> Hit the game-winning three against North Carolina A&T (11/22) One of three UM players to start all 34 contests last year Has totaled 44 double-digit outings in her career Placed 28th in the ACC in scoring in 2018-19 Career goal is to become an FBI agent 			
		Jr. G 5-4 UPPER MARLBORO, MD. MAJOR: Criminal Justice	2019-20	12-12	11.5	2.1	2.7	25.6		CAREER	78-78	12.1
12		IGGY ALLEN		GP-GS	PPG	RPG	APG	MPG	<ul style="list-style-type: none"> Transferred from Mississippi State in the fall of 2018 Redshirted during the 2017-18 season due to a preseason injury Played in 20 games in 2016-17, helping the Bulldogs to the NCAA finals Shot 47.8 percent from the field and scored in double-figures twice Sister, Alica Mardis, plays basketball at Arkansas Tech 			
		R-Jr. G 5-10 POMPANO BEACH, FLA. MAJOR: Communication	2019-20	3-0	1.0	0.7	1.0	8.7		CAREER	23-0	2.4
13		TAYLOR MASON		GP-GS	PPG	RPG	APG	MPG	<ul style="list-style-type: none"> Leads all bench players with 5.1 points per game this year Finished in double-digits twice last season Nation's No. 66 recruit in 2017 according to espnW HoopGurlz Older brother, Nate, played basketball at Minnesota Hopes to play basketball and become an entrepreneur upon graduating 			
		Jr. G 5-9 DECATUR, GA. MAJOR: Interactive Media	2019-20	11-0	4.8	1.5	1.1	18.5		CAREER	77-0	3.1
15		JAMIR HUSTON		GP-GS	PPG	RPG	APG	MPG	<ul style="list-style-type: none"> Hit a buzzer beater three right before halftime against Binghamton Set a career-high in rebounds with 13 against Miami (OH) Tabbed as the No. 14 wing prospect by espnW HoopGurlz Attended the same school as UM football standout Wesley Carroll Cousin, Denzel Ward, plays for the Cleveland Browns 			
		So. F 6-0 CLEVELAND, OHIO MAJOR: Sports Administration	2019-20	12-7	3.1	5.6	0.7	15.5		CAREER	36-7	2.2
20		KELSEY MARSHALL		GP-GS	PPG	RPG	APG	MPG	<ul style="list-style-type: none"> Has scored in double-digits in three straight games Totaled eight double-figure outings in 2018-19 Tied for eighth on UM's single-season made 3-pointers list Tabbed to the ACC All-Freshman Team in 2017-18 Older brother, Kyle, played at Butler and professionally in France 			
		Jr. G 5-9 DAVIE, FLA. MAJOR: Sports Administration	2019-20	12-12	11.0	3.2	2.7	26.8		CAREER	77-32	8.4
21		BRIANNA JACKSON		GP-GS	PPG	RPG	APG	MPG	<ul style="list-style-type: none"> No. 92 prospect in the nation according to espnW HoopGurlz Virginia Class 5 State Player of the Year Helped her team to the Virginia Class 5A State Title Father, Brian, played semi-pro basketball Enjoys reading and watching anime outside of basketball 			
		Fr. F 6-3 VIRGINIA BEACH, VA. MAJOR: Sports Administration	2019-20	12-2	2.9	3.2	0.4	11.9		CAREER	12-2	2.9
22		YASMEEN CHANG		GP-GS	PPG	RPG	APG	MPG	<ul style="list-style-type: none"> Ranked the No. 21 player nationally by ASGR Basketball Two-time Naples Daily News Player of the Year Scored in double-figures in 20 of 22 games as a senior Tallied eight games with 20-plus points in 2018-19 Nickname is Yas 			
		Fr. G 5-9 NAPLES, FLA. MAJOR: Exploratory Undecided	2019-20	9-0	1.9	1.3	0.3	8.4		CAREER	9-0	1.9
32		BEATRICE MOMPREMIER		GP-GS	PPG	RPG	APG	MPG	<ul style="list-style-type: none"> Tied for second in the ACC for double-doubles this season (seven) Two-time ACC Co-Player of the Week this season (11/25 & 12/22) Only player in the ACC top five in points and rebounds Associated Press Preseason All-American 2019 ACC Preseason Player of the Year 			
		R-Sr. F 6-4 MIAMI, FLA. MAJOR: Sociology	2019-20	12-11	16.9	10.6	0.8	27.1		CAREER	115-79	11.2
44		SYDNEE ROBY		GP-GS	PPG	RPG	APG	MPG	<ul style="list-style-type: none"> Made her first career start against Binghamton (12/17) Tabbed the No. 60 player in the nation by espnW HoopGurlz 2017-18 Wisconsin Gatorade Player of the Year Mother, Essie, played professionally for the Virginia Wave of the WABA...also at Howard University and Grambling State 			
		Fr. C 6-3 MILWAUKEE, WIS. MAJOR: Exploratory Undecided	2019-20	12-1	3.6	1.9	0.3	9.8		CAREER	12-1	3.6
HC		KATIE MEIER	Career Record: 362-220 Miami Record: 286-175						<ul style="list-style-type: none"> Guided the Canes to 10 straight postseasons 2011 AP National Coach of the Year Has coached 24 Canes to professional careers Four-year letterwinner at Duke 			
		HEAD COACH 15TH SEASON ALMA MATER: Duke										



OCTAVIA BLUE
EIGHTH SEASON

TIA JACKSON
FIFTH SEASON

RIZROY ANTHONY
FIFTH SEASON