

2016-17 SCHEDULE (8-6)

November		
	11 COLGATE	W, 83-55
Brooklyn Hoops Holiday Invitational		
	15 HOLY CROSS	W, 90-46
	18 MONMOUTH	W, 71-50
	22 SOUTH CAROLINA STATE	W, 101-59
	26 vs. South Carolina at Barclays	L, 50-64
Big Ten/ACC Challenge		
	29 at #17/17 Wisconsin	L, 60-77
December		
	3 NORTH FLORIDA	W, 77-71
Tire Pros Classic, New York, N.Y.		
	5 vs. Connecticut	L, 50-52
	10 BOSTON UNIVERSITY	W, 99-77
	17 GEORGETOWN	L, 71-78
	19 EASTERN MICHIGAN	W, 105-77
	21 ST. JOHN'S	L, 60-93
	27 CORNELL	W, 80-56
January		
	1 at Boston College	L, 81-96
	4 MIAMI	7:00 p.m.
	7 PITTSBURGH	12:00 p.m.
	10 at Virginia Tech	7:00 p.m.
	14 BOSTON COLLEGE	4:00 p.m.
	16 at North Carolina	7:00 p.m.
	21 at Notre Dame	12:00 p.m.
	24 WAKE FOREST	8:00 p.m.
	28 FLORIDA STATE	12:00 p.m.
February		
	1 at North Carolina State	7:00 p.m.
	4 VIRGINIA	12:00 p.m.
	7 at Clemson	8:00 p.m.
	11 at Pittsburgh	1:00 p.m.
	13 LOUISVILLE	7:00 p.m.
	19 at Georgia Tech	6:30 p.m.
	22 DUKE	7:00 p.m.
	26 at Louisville	2:00 p.m.
March		
	4 GEORGIA TECH	4:00 p.m.
ACC Tournament, Brooklyn, N.Y.		
	7-11 ACC Tournament	TBD

SU Storylines

- Syracuse takes on Miami in its ACC home opener on January 4.
- Two of Syracuse's top five scorers are freshmen -- Thompson (9.4) and Battle (8.4).
- Syracuse has eight players averaging between 6.2-and-15.3 points per game.
- The Orange have employed four starting lineups this season. A year ago the first five did not change in 37 games.
- The ACC has produced a 153-35 (.814) in non-conference games this season.

Orange Opens Home ACC Slate With Miami

Syracuse (8-6, 0-1) and rv/rv Miami (11-2, 1-0) square off in the Orange's ACC home opener in the Carrier Dome on Jan. 4. Syracuse seeks its first conference triumph of the campaign while the Hurricanes bring a seven-game winning streak into the pairing.

The Orange own a 16-7 advantage in the overall series with Miami, although the Hurricanes have won the last two meetings. As ACC members, the series is knotted at 2-2. The two clubs first competed in 1963-64. Syracuse captured the Hurricane Classic Championship by beating the Hurricanes, 86-85, in overtime.

Syracuse lost to Boston College in its league opener on Sunday, 96-81. The Eagles tied the SU opponent record for 3-pointers in a game with 16. Defending the 3-pointer has been an issue for the Orange -- in its eight wins, Syracuse has posted a .243 3-point field goal defense while in the six losses, the opponent accuracy has increased to .431.

Sophomore forward Tyler Lydon has continued his improved play of late. Lydon has averaged 18.8 points and 9.4 rebounds per game over the last five contests.

Coach Jim Larranaga is in his sixth season at Miami. He is one victory shy of 600 in a career that also includes stops at American International, Bowling Green and George Mason.

Miami's seven-game winning streak included an 81-63 victory against NC State on New Year's Eve. It's only two losses were to Iowa State and Florida in the AdvoCare Invitational.

Junior guard Ja'Quan Newton (15.8 ppg.) and senior guard Davon Reed (14.6 ppg.) pace the Hurricane offense.

RSN TK99 CLASSIC ROCK 99.5/105.5 **WAER** 88.3

Wes Durham
Mike Gminski

Matt Park
Jim Satalin

Michael Tricarico
Conor Green
Sam Rubinoff

	VS.	
2016-17	Season	2016-17
8-6, 0-1	W-L	11-2, 1-0
4-6	Last 10	8-2
2-3	Last 5	5-0
77.0	PPG	75.0
66.5	OPP PPG	58.9
+10.5	Margin	+16.1
.450	FG %	.472
.393	FG % DEF	.373
.388	3PT %	.357
.306	3PT % DEF	.297
.659	FT %	.721
39.7	RPG	40.2
37.3	OPP RPG	31.9
+2.4	Margin	+8.3
17.6	Assists PG	11.8
12.5	Turnovers PG	13.2
5.5	Blocks PG	4.2
8.9	Steals PG	7.6

SYRACUSE TOP 9

No.	Player	Pos.	Ht.	Wt.	Class	PPG	RPG
25	Tyus Battle	G	6-6	205	Fr.	8.4	1.8
Scored 19 points in his first career start against North Florida; 18 vs. E. Michigan							
13	Paschal Chukwu	C	7-2	226	So.	1.7	4.1
Out indefinitely following eye surgery 12/17; Seven rebounds and four blocks vs. S. Carolina State							
32	DaJuan Coleman	C	6-9	258	RSr.	6.9	5.7
Career-high 16 rebounds vs. Connecticut, career-high 15 points vs. North Florida							
4	John Gillon	G	6-0	178	Gr.	8.9	1.8
Had a season-high 23 points against Boston U.; 4.2 assists per game							
1	Frank Howard	G	6-5	205	So.	6.8	2.5
Had career-high 13 assists and 5 steals against North Florida; 6.0 assists per game							
20	Tyler Lydon	F	6-9	223	So.	13.1	8.0
Naismith and Wooden Award Watch Lists; 29 points against Georgetown							
21	Tyler Roberson	F	6-8	226	Sr.	6.2	5.0
13 points, 12 boards vs. S. Carolina State; 11 points, 12 rebounds at BC							
12	Taurean Thompson	F	6-10	225	Fr.	9.4	3.9
Tallied a career-high 22 points against Boston U.; 14 points in first career start at BC							
3	Andrew White III	G-F	6-7	210	Gr.	15.3	4.2
Had a season-high 26 points versus North Florida; Double digits in 13-of-14 games							



Tyler Lydon

January Best
Tyler Lydon
 1 game
 17.0 ppg.
 12.0 rpg.
 0.0 apg.
 3.0 bpg.
 2.0 spg.
 39.0 mpg.



Tyler Lydon

December's Best
Tyler Lydon
 7 games
 14.3 ppg.
 8.4 rpg.
 2.3 apg.
 0.7 bpg.
 1.0 spg.
 32.7 mpg.

January Orange Notes

- ✓ **Jan. 1:** Syracuse had four players score in double digits, two of whom posted double-doubles, but it was not enough in a 96-81 loss at Boston College.
- ✓ **Andrew White III** had 22 points, **Tyler Lydon** had 17 points and 12 rebounds and **Tyler Roberson** contributed 11 points and 10 boards against the Eagles.
- ✓ Boston College tied the SU opponent record for game 3-pointers with 16. The 96 points were the most scored by a foe since 2008-09.



Tyus Battle had 18 against Eastern Michigan.

Eight Is Enough

For the first time since the 1978-79 season, Syracuse had eight players score in double digits when the Orange defeated Eastern Michigan on Dec. 19, 105-57. The scoring surge included: Tyus Battle (18), John Gillon (14), Andrew White III (14), DaJuan Coleman (12), Tyler Lydon (12), Taurean Thompson (11) Frank Howard (10 and Tyler Roberson (10).

The last time Syracuse turned the trick was against Siena on Jan. 17, 1979, in a 144-92 victory. The double-digit scorers that day were: Hal Cohen (25), Dale Shackelford (17), Rick Harmon (17), Roosevelt Bouie (16), Marty Headd (14), Louis Orr (13), Ron Payton (12), and Danny Schayes (12). SU had 36 assists in the triumph.

twitter 
 @Cuse_MBB
 @therealBoeheim
 @MooreOrange
 @Cuse

December Orange Notes

- ✓ **Dec. 27:** **Tyler Lydon** had 20 points and 10 rebounds and **Tyus Battle** scored 16 in a return to the starting lineup when the Orange defeated Cornell, 80-56.
- ✓ Syracuse beat the Big Red for the 37th consecutive time.
- ✓ **Dec. 21:** St. John's handed Syracuse its most one-sided, home-court defeat in Coach Jim Boeheim's tenure as head coach, 93-60. The Red Storm used a 15-0, second-half run.
- ✓ **Tyler Lydon** had 16 points and 10 boards and **DaJuan Coleman** contributed 10 points and 10 rebounds versus St. John's.
- ✓ **Dec. 19:** Eight players scored in double digits to lead Syracuse past Eastern Michigan, 105-57. The Orange jumped out to a 17-4 advantage and never looked back against the Eagles. **Tyus Battle** had 18 points.
- ✓ The Orange posted assists on the first 23 baskets of the game and finished with 34, the squad's best total since a Dec. 10, 2010 game with Morgan State.
- ✓ **Dec. 17:** **Tyler Lydon** had a career-high 29 points but it was not enough in a 78-71 loss to Georgetown. Lydon made 12-of-13 from the field, including 3-of-3 3-point attempts, and had a squad-best nine rebounds.
- ✓ **John Gillon** made his first Syracuse start against the Hoyas and tallied 13 points.
- ✓ **Dec. 10:** **John Gillon** had 23 points and **Taurean Thompson** added 22 to lead Syracuse past Boston U., 99-77.
- ✓ **Frank Howard** had his third double-digit assist outing of the year with 11 against B.U.
- ✓ **Dec. 5:** Connecticut finished the game on a 17-6 run and defeated Syracuse in the Tire Pro Classic at Madison Square Garden, 52-50. The Huskies converted two free throws with two seconds left to secure the win.
- ✓ **DaJuan Coleman** had a career-high 16 rebounds and 10 points for the Orange.
- ✓ **Dec. 3:** Syracuse constructed a 24-point advantage and held off North Florida's late rally to win, 77-71. **Andrew White III** had a season-best 26 points.
- ✓ **Frank Howard** posted career-bests in assists (13) and rebounds (5) and added 10 points. **Tyus Battle** had 19 points in his first career start and **DaJuan Coleman** contributed a career-high 15 points.

Orange Career Totals

includes Boston College game

Double-Digit Scoring Games

Name	2016-17	Total
Andrew White III	13	13
Tyler Lydon	9	28
Taurean Thompson	8	8
John Gillon	7	7
Frank Howard	5	5
Dajuan Coleman	5	20
Tyler Roberson	5	30
Tyus Battle	4	4

20 + Point Games

Name	2016-17	Total
Tyler Lydon	2	3
Andrew White III	2	2
John Gillon	1	1
Taurean Thompson	1	1
Tyler Roberson		1

30 + Point Games

Name	2016-17	Total
None		

5+ 3-point FG Games

Name	2016-17	Total
Andrew White III	3	3
John Gillon	1	1

10+ Rebound Games

Name	2016-17	Total
Tyler Lydon	4	10
Dajuan Coleman	2	6
Tyler Roberson	2	23

Double-Doubles

Name	2016-17	Total
Tyler Lydon	4	9
Frank Howard	3	3
Dajuan Coleman	2	6
Tyler Roberson	2	15

3+ Block Games

Name	2016-17	Total
Paschal Chukwu	3	3
Tyler Lydon	3	13
Taurean Thompson	2	2
Dajuan Coleman		3
Tyler Roberson		3

3+ Steal Games

Name	2016-17	Total
Frank Howard	5	6
Tyus Battle	2	2
John Gillon	2	2
Andrew White III	2	2
Tyler Lydon		4
Tyler Roberson		4
Dajuan Coleman		1

Starts

Name	2016-17	Total	Consec.
Frank Howard	14	14	14
Tyler Lydon	14	14	14
Andrew White III	14	14	14
Tyus Battle	5	5	2
Taurean Thompson	1	1	1
Dajuan Coleman	13	82	--
John Gillon	3	3	--
Tyler Roberson	6	62	--

2016-17 SU Free Throw Shooting In Last 5 Minutes, OT

includes Boston College game

No.	Player	5:00-2:00	1:59-1:00	:59-0:00	Total	Pct.	OT	2016-17	Pct.
20	Lydon	3-4	2-2	3-4	8-10	.800		39-52	.750
3	White	0-1	0-1		0-2	.000		35-47	.745
1	Howard	2-4	0-1	4-8	6-13	.462		24-41	.585
12	Thompson	0-1			0-1	.000		22-34	.647
4	Gillon	3-3			3-3	1.000		24-33	.727
32	Coleman	4-5			4-5	.800		18-31	.581
21	Roberson	1-1			1-1	1.000		19-31	.613
25	Battle	3-4	2-2	1-2	6-8	.750		20-25	.800
13	Chukwu							0-9	.000
34	Akintobi-Adeyeye			0-1	0-1	.000		0-1	.000
5	Sutton			0-1	0-1	.000		0-1	.000
Totals		16-23	4-6	8-16	28-45	.622	0-0	201-305	.659



Andrew White III

November's Best Andrew White III

- 6 games
- 15.5 ppg.
- 4.2 rpg.
- 1.7 apg.
- 0.3 bpg.
- 1.2 spg.
- 30.5 mpg.

November Orange Notes

- ✓ **Nov. 29:** Wisconsin defeated Syracuse in the ACC/Big Ten Challenge for the second year in a row, this time by a 77-60 count in Madison, Wis.
- ✓ **Andrew White III** led the Orange with 14 points and **DaJuan Coleman** had a season-high 12 points.
- ✓ **Nov. 26:** Syracuse suffered its first loss of the campaign when it was defeated by South Carolina at the Barclay's Center, 64-50. The game was part of the Brooklyn Holiday Hoops Invitational.
- ✓ **Tyler Lydon** led the Orange with 18 points and seven rebounds. SU was held to 14-of-44 from the field (.318).
- ✓ **Nov. 22:** Six players scored in double digits and three had double-doubles in Syracuse's 101-59 victory against South Carolina State.
- ✓ **Frank Howard** had 10 points and a career-best 11 assists, **Tyler Lydon** contributed 14 points and 10 boards and **Tyler Roberson** had 13 points and 12 rebounds in the win.
- ✓ **Nov. 18:** **Andrew White III** had all 18 of his points in the first half and Syracuse beat Monmouth, 71-50. Taurean Thompson added 12 points to the Orange attack
- ✓ Syracuse limited the Hawks to 20-of-64 (.313) from the field, including 4-of-29 (.138) from the 3-point line.
- ✓ **Nov. 15:** **Andrew White III** led a parade of five SU players in double digits and the Orange defeated Holy Cross, 90-46. White had 16 of his 19 points in the first half and finished with five 3-pointers.

The Mike Hopkins Show



Monday Nights
7:00 - 8:00 p.m.
Live from Hafner's on W. Taft Rd.



- ✓ **Tyler Lydon** has 17 points, **John Gillon** 15, **Tyler Roberson** 12 and **Taurean Thompson** 10 for Syracuse. Gillon had nine assists.
- ✓ **Nov. 11:** Syracuse opened with a victory over Colgate, its most familiar foe, 83-55. It was the 169th meeting between the two Central New York schools.
- ✓ **Frank Howard** had career-bests for points (11), assists (9) and steals (4) against Colgate in his first career start. **Tyler Roberson** led the Orange with 18 points.
- ✓ **Nov. 8:** The Orange never trailed and led by as many as 34 in what resulted in a 97-64 exhibition-game victory against Le Moyne.
- ✓ **Andrew White III** paced the Syracuse effort with 24 points, including six 3-pointers. **Tyus Battle** had 17 points off the bench, **John Gillon** added 14 and **Frank Howard** contributed 11 points and seven assists.
- ✓ **Nov. 8:** Syracuse announced that freshman Matthew Moyer had decided to redshirt this season. Moyer missed some preseason workout time with an injury.
- ✓ **Nov. 1:** Syracuse trailed by 15 points, 20-5, before regrouping to defeat Indiana (Pa.) in an exhibition outing, 83-65. A 25-9 Orange run helped the hosts get back in the game.
- ✓ **Tyus Battle** had a squad-best 16 points in a reserve role. **Tyler Roberson** had 14 points and seven rebounds and **Tyler Lydon** contributed 12 points and 10 boards.

October Orange Notes

- ✓ **Oct. 26:** Syracuse was picked fifth in the ACC Preseason Poll. Duke earned the top spot, followed by North Carolina, Virginia and Louisville.

2016-17 By Class

includes Boston College game

Scoring		
Class	PPG	Pct.
Senior	37.4	.485
Junior	0.0	.000
Sophomore	21.6	.281
Freshmen	18.0	.234
Rebounding		
Class	RPG	Pct.
Senior	16.5	.469
Junior	0.2	.006
Sophomore	12.9	.365
Freshmen	5.6	.160
Assists		
Class	APG	Pct.
Senior	6.9	.384
Junior	0.1	.008
Sophomore	8.4	.472
Freshman	2.4	.136
Steals		
Class	SPG	Pct.
Senior	4.0	.452
Junior	0.0	.000
Sophomore	3.3	.371
Freshman	1.6	.177
Field Goal Percentage		
Class	Pct.	
Senior	.447	
Junior	.000	
Sophomore	.423	
Freshman	.492	
3PT Field Goal Percentage		
Class	Pct.	
Senior	.389	
Junior	.000	
Sophomore	.376	
Freshman	.412	
Free Throw Percentage		
Class	Pct.	
Senior	.671	
Junior	.000	
Sophomore	.618	
Freshman	.712	































































SU Dunk Board

Includes Boston College game

Player	Games	Dunks	Career
Tyler Roberson	14	15	69
Taurean Thompson	14	8	8
Tyler Lydon	14	6	25
Paschal Chukwu	7	2	2
Tyus Battle	14	2	2
DaJuan Coleman	14	2	28
Franklin Howard	14	2	24
D. Akintobi-Adeyeye	10	1	1
John Gillon	14	1	1
Anthony White III	14	1	1
Total	14	40	

2016-17 SYRACUSE BASKETBALL

2003 NCAA Champion · 1975 1987 1996 2003 2013 2016 NCAA Final Four

2016-17 Opponents								
includes games of Jan. 2								
Date	Opponent	W-L	Rank	*RPI	Series	Post	TV	
11/11	COLGATE	3-12		328	124-45			
11/15	HOLY CROSS	7-8		187	15-12			
11/18	MONMOUTH	10-5		81	2-0			
11/22	S. CAROLINA STATE	3-10		147	1-0			
11/26	vs. South Carolina	10-3	--/rv	45	3-2			
11/29	at Wisconsin	12-2	13/11	54	2-3			
12/3	NORTH FLORIDA	5-12		313	0-1			
12/5	vs. Connecticut	5-8		175	55-38			
12/10	BOSTON UNIVERSITY	7-7		201	7-1			
12/17	GEORGETOWN	8-6		68	49-43			
12/19	E. MICHIGAN	8-5		184	4-1			
12/21	ST. JOHN'S	8-7		133	51-40			
12/27	CORNELL	3-11		271	91-31			
1/1	at Boston College	8-6		186	45-25			
1/4	MIAMI	11-2	rv/rv	58	16-7			
1/7	PITTSBURGH	11-3		37	65-44			
1/10	at Virginia Tech	12-1	21/23	40	8-2			
1/14	BOSTON COLLEGE							
1/16	at North Carolina	12-3	14/16	17	4-8			
1/21	at Notre Dame	12-2	23/21	35	28-19			
1/24	WAKE FOREST	9-5		20	4-0			
1/28	FLORIDA STATE	14-1	12/13	13	6-2			
2/1	at NC State	11-3		30	6-3			
2/4	VIRGINIA	11-2	11/12	14	4-4			
2/7	at Clemson	11-2	rv/rv	26	1-4			
2/11	at Pittsburgh							
2/13	LOUISVILLE	12-2	9/9	7	16-8			
2/19	at Georgia Tech	9-4		155	4-3			
2/22	DUKE	12-2	8/8	12	4-5			
2/26	at Louisville							
3/4	GEORGIA TECH							
TOTAL		244-134	.646					

In-Season Media Services

Interview Opportunities

Postgame: The Syracuse lockerroom is open after **Coach Boeheim's** postgame press conference.

Coach Boeheim: Media should contact Pete Moore in Athletic Communications (315-443-2080) to check on Coach Boeheim's availability.

Student-Athletes and Assistant Coaches: Please respect the privacy of the student-athletes and their families by **NOT contacting them directly.**

Interviews SHOULD NOT be conducted without making the arrangements through Pete Moore.

Attending Practice: Contact Pete Moore to obtain the practice schedule and site, to learn if the practice is open, and to notify him if you plan to attend. REPORTING ON INJURIES OR THE SPECIFIC PRACTICE IS PROHIBITED.

Radio

Syracuse IMG Sports Network: Voice of the Orange **Matt Park '97** and analyst **Jim Satalin** broadcast all of Syracuse's games on the Syracuse IMG Radio Network. The programming originates from **WTKW-FM (99.5)** and is carried by affiliates in New York, Pennsylvania and Vermont. **WAER-FM (88.3)** also carries SU men's basketball games home and away.

SU on Sirius: SIRIUS Satellite radio carries SU men's basketball games on a family of more than 120 stations. Visit www.sirius.com for a guide.

Television

Syracuse Sidelines: Time Warner Cable Sports airs Syracuse Sidelines on Thursday night's at 8:00 p.m. It is hosted by Voice of the Orange **Matt Park '97** and features **Coach Boeheim.**

Internet

www.cuse.com: The site includes up-to-the minute SU athletics news, rosters, schedules, results, and statistics for all 21 varsity sports. Broadcasts of Syracuse University men's basketball can be heard through the website as well.

Cuse.com

Coach Jim Boeheim's post-game press conference and game highlights are available on Cuse.com.

Atlantic Coast Conference (www.acc.com):

The ACC website contains current news, standings, notes, results and statistics.

Athletic Communications Men's Basketball

Directory

Pete Moore, director.....315-443-2608
 cell phone315-952-5011
 e-mail address pimoore@syr.edu
 Susie Mehringer, assistant315-443-2608
 Sarah Woodward, assistant315-443-1330

The Gerry McNamara Show



Tuesday Nights
7:00 - 8:00 p.m.

Live from Tully's on Erie Blvd.

ESPN
97.7/100.1 FM

Specialty Statistics

	PP	PTO	SCP	FBP	BP
Opponent	SU-OPP	SU-OPP	SU-OPP	SU-OPP	SU-OPP
COLGATE	48-20	12-14	7-7	23-0	29-16
HOLY CROSS	32-12	31-11	18-12	6-2	34-8
MONMOUTH	16-32	18-15	18-16	9-6	26-19
S. CAROLINA STATE	38-22	12-6	15-4	18-18	42-34
vs. S. Carolina	8-30	11-11	10-9	3-8	7-7
at Wisconsin	22-28	9-10	8-18	2-2	18-6
N. FLORIDA	12-26	24-13	13-21	9-2	1-14
vs. Connecticut	8-12	12-4	8-10	2-0	9-11
BOSTON U.	24-16	28-7	12-18	2-5	55-18
GEORGETOWN	36-30	13-10	17-8	6-6	11-15
E. MICHIGAN	40-18	26-10	8-15	11-2	43-29
ST. JOHN'S	32-32	9-32	16-11	5-18	23-22
CORNELL	38-30	19-9	18-6	16-0	28-21
at Boston College	30-38	19-17	27-15	3-12	18-18
MIAMI					
PITTSBURGH					
at Virginia Tech					
BOSTON COLLEGE					
at North Carolina					
at Notre Dame					
WAKE FOREST					
FLORIDA STATE					
at NC State					
VIRGINIA					
at Clemson					
at Pittsburgh					
LOUISVILLE					
at Georgia Tech					
DUKE					
at Louisville					
GEORGIA TECH					
at Florida State					
	384-346	243-169	195-170	115-81	344-238
2016-17 Avg.	27.4-24.7	17.4-12.1	13.9-12.1	8.2-5.8	24.6-17.0
2015-16 Avg.	26.3-28.8	14.7-12.5	11.5-11.7	7.0-6.3	12.8-19.2
2014-15 Avg.	33.1-26.1	15.5-11.3	12.5-10.9	8.9-6.7	10.2-14.6
2013-14 Avg.	29.9-22.0	16.2-8.7	13.1-9.8	7.3-5.1	11.8-13.4
2012-13 Avg.	32.7-22.3	16.2-12.5	12.8-10.4	10.1-6.7	18.3-15.2
2011-12 Avg.	34.1-23.9	19.9-10.0	12.8-11.7	13.2-6.5	31.6-14.3
2010-11 Avg.	34.3-23.8	17.6-12.3	11.9-9.5	13.0-6.4	19.0-15.2
2009-10 Avg.	40.1-27.7	18.4-15.4	13.1-12.3	14.3-6.6	24.4-15.7
2008-09 Avg.	40.4-30.2	16.0-15.9	11.7-13.2	16.3-10.2	17.9-15.7
2007-08 Avg.	38.6-28.1	17.4-16.6	13.6-12.5	14.0-8.6	9.0-18.5
2006-07 Avg.	30.1-25.1	17.2-15.1	12.2-13.4	12.3-8.4	22.9-17.0
2005-06 Avg.	30.1-24.5	16.8-16.9	13.3-11.1	11.6-8.2	13.5-14.7
2004-05 Avg.	39.9-23.5	17.9-13.6	13.9-13.0	9.5-5.3	16.0-13.9
2003-04 Avg.	37.4-27.3	15.1-12.6	13.9-13.7	7.6-5.2	10.8-14.3

PP=points in the paint
FBP=fast break points

PTO=points off turnovers
BP=bench points

SCP=second chance points



46th Annual Hardwood Club Banquet Honors Adrian Autry

Adrian Autry will receive the prestigious Vic Hanson Medal of Excellence Award at the 46th annual Syracuse University Men's Basketball Hardwood Banquet, sponsored by TK99, on Sunday, March 5 at the Oncenter in Syracuse.

Proceeds benefit the Conrad McRae Endowed Men's Basketball Scholarship and the men's basketball program. Ticket information is available by calling the Orange Club, 315-443-1419.

A product of St. Nicholas of Tolentine in the Bronx, Autry was a McDonald's All-American in 1990. He played on the 1988 New York City and New York State championship squads.

Autry started 116-of-121 games in four seasons between 1990 and 1994 with the Orange. He was named to the BIG EAST Conference All-Rookie Team as a freshman, third-team all-conference as a junior and first-team all-league his senior season.

He still ranks fifth in career assists (631) and sixth in career steals (217) at Syracuse. The Orange won the BIG EAST Conference championship in 1990-91 and captured the league's tournament crown in 1991-92. The Orange earned NCAA Tournament invitations in three of his years.

He graduated from SU with a degree in Speech Communication in 1994.


Autry had a successful professional basketball career, primarily in European leagues and also in the United States Basketball League (USBL).

Autry embarked on a coaching career in January 2006 when he was hired as associate head coach at Bishop Ireton Catholic High School (Va.). Coaching stops at Paul VI High School (Va.) and in the AAU ranks followed and in 2008 he joined the staff at Virginia Tech. He returned to his alma mater as an assistant coach in 2011. SU has made the NCAA Tournament in four of his five seasons on the staff.

Adrian and his wife, Andrea, reside in Jamesville with their children Adrian Jr., Trey and Nina. His daughter, Aliyah, is a senior at Syracuse.

Syracuse Announces 31-Day Campaign To Honor Pearl

Syracuse paid tribute to legendary guard Dwayne "Pearl" Washington on Dec. 17 when the Orange hosted Georgetown.



Pearl Washington

"There was no better guy, and there's nobody who has meant more to our basketball program than Dwayne Washington," says Head Coach Jim Boeheim.

One of college basketball's all-time greatest performers, Washington passed away last spring after losing his battle with brain cancer. Syracuse University Athletics is establishing the Pearl Washington Endowed Fund for Continuing Education. With a goal of \$1 million, the fund will support student-athletes who are returning to the University to pursue their degrees.

In honor of "number 31," a 31-day campaign gives Syracuse alumni, friends, and fans an opportunity to rally and support Washington's legacy. Those who visit the Honoring Pearl Washington website and make a gift of \$31 or more by December 17 will receive a commemorative window cling. Results of the effort will be announced during Washington's tribute ceremony at the Georgetown game.

The inspiration for this fund comes from Washington's own experience, when he left Syracuse after his junior year for the NBA and came back later to continue his education, thanks to financial support from the University.

"Pearl will always be remembered for his athletic prowess, but he touched our hearts in many other ways," says John Wildhack, director of athletics. "This fund is so important, because it rewards the tenacity of individuals like Pearl who utilize their physical talents, but never lose sight of their educational dreams. We can't think of a more fitting way to honor him and hope alumni and friends everywhere will join us in supporting this campaign."

About Pearl Washington

Pearl Washington has been deservedly credited with helping the BIG EAST Conference emerge as the most dynamic league in college basketball during the 1980s. A master showman on the court, Washington helped attendance numbers soar and television ratings skyrocket while he played at Syracuse. He earned All-American recognition and was a first-team All-BIG EAST Conference selection in each of his three seasons. Washington was the league's freshman of the year in 1983-84 and the BIG EAST Conference Tournament MVP in 1985-86, his final season.

He entered the NBA Draft after his junior year and was the 13th overall selection by the New Jersey Nets. He averaged 8.6 points

2016-17 Syracuse Basketball Lead-Deficit Comparison

Opponent	Lead	Deficit	Run	Changes	Ties	Result
COLGATE	35 (12:43-2nd)	2 (14:45-1st)	17-0 (1st+2nd)	8	1	W, 83-55
HOLY CROSS	48 (2:48-2nd)	3 (19:33-1st)	14-0 (1st)	1	2	W, 90-46
MONMOUTH	25 (2:09-2nd)	---	8-0 (2nd)	0	4	W, 71-50
S. CAROLINA STATE	50 (1:52-2nd)	3 (19:29-1st)	15-0 (1st)	1	1	W, 101-59
vs. S. Carolina	---	16 (1:25-2nd)	6-0 (2nd)	0	0	L, 50-64
at Wisconsin	2 (19:37-1st)	17 (14:21-2nd)	5-0 (1st)	1	1	L, 60-77
N. FLORIDA	24 (12:07-2nd)	---	8-0 (1st)	0	0	W, 77-71
vs. Connecticut	11 (13:10-2nd)	5 (2:58-2nd)	8-0 (1st)	6	5	L, 50-52
BOSTON U.	33 (7:05-2nd)	8 (12:53-1st)	16-0 (2nd)	3	8	W, 99-77
GEORGETOWN	7 (14:52-1st)	7 (2:38-2nd)	8-0 (1st)	9	7	L, 78-71
E. MICHIGAN	48 (1:50-2nd)	---	12-0 (1st)	0	1	W, 105-57
ST. JOHN'S	5 (15:17-1st)	37 (2:26-2nd)	6-0 (1st-2nd)	3	3	L, 60-93
CORNELL	30 (7:04-2nd)	6 (17:27-1st)	8-0 (1st+2nd)	4	2	W, 80-56
at Boston College	--	22 (11:56-2nd)	6-0 (1st)	0	1	L, 81-96
MIAMI						
PITTSBURGH						
at Virginia Tech						
BOSTON COLLEGE						
at N. Carolina						
at Notre Dame						
WAKE FOREST						
FLORIDA STATE						
at NC State						
VIRGINIA						
at Clemson						
at Pittsburgh						
LOUISVILLE						
at Georgia Tech						
DUKE						
at Louisville						
GEORGIA TECH						

and 4.1 assists as a rookie and 9.3 points the next year. He was taken by Miami in the 1988 Expansion Draft and spent one season with the Heat before he was released. Washington played two years in the Continental Basketball Association before retiring.

On March 2, 1996, Washington's jersey was retired in a ceremony at the Carrier Dome. He was selected by fan vote for the school's All-Century Team in 1999-2000.

He returned to Syracuse to complete his class requirements and received a bachelor's degree in speech communication. He was working toward a master's degree in the School of Education when he fell ill.

Getting Started At SU

Season Starting Lineups
1976-to-2017

By Season		By Lineups	
Year	Lineups	Year	Lineups
2016-17	4	1989-90	7
2015-16	1	2006-07	6
2014-15	4	1991-92	6
2013-14	4	1980-81	6
2012-13	3	2014-15	5
2011-12	3	2008-09	5
2010-11	4	1996-97	5
2009-10	2	1992-93	5
2008-09	5	1990-91	5
2007-08	3	1976-77	5
2006-07	6	2016-17	4
2005-06	2	2013-14	4
2004-05	4	2010-11	4
2003-04	2	2004-05	4
2002-03	1	2001-02	4
2001-02	4	1987-88	4
2000-01	2	1982-83	4
1999-00	2	1981-82	4
1998-99	2	1979-80	4
1997-98	1	2012-13	3
1996-97	5	1978-79	3
1995-96	3	2011-12	3
1994-95	2	2007-08	3
1993-94	1	1995-96	3
1992-93	5	2009-10	2
1991-92	6	2005-06	2
1990-91	5	2003-04	2
1989-90	7	2000-01	2
1988-89	2	1999-00	2
1987-88	4	1998-99	2
1986-87	2	1994-95	2
1985-86	1	1988-89	2
1984-85	2	1986-87	2
1983-84	1	1984-85	2
1982-83	4	2015-16	1
1981-82	4	2002-03	1
1980-81	6	1997-98	1
1979-80	4	1993-94	1
1978-79	4	1985-86	1
1977-78	1	1983-84	1
1976-77	5	1977-78	1



Syracuse, Kinney Drugs Present ‘Pearl Washington Day’ On December 17

Syracuse University Athletics and Kinney Drugs are teamed up to honor the legacy of Dwayne “Pearl” Washington, highlighted by ‘Pearl Washington Day,’ on December 17 at the Carrier Dome.

Kinney Drugs continues to host an in-store, six-week long program in Pearl’s honor. Running from Dec. 12 through Jan. 30, Kinney’s 77 stores across New York State are offering consumers an opportunity to purchase Pearl Washington ‘mini-jerseys’ for \$1. Kinney customers can sign their name or write a short tribute to Pearl on each jersey, which will be proudly displayed inside each Kinney Drugs location. All proceeds will be donated to pediatric cancer research through the Jim & Juli Boeheim Foundation.

“We’re thrilled to have an Upstate New York company like Kinney Drugs remembering the legend of Pearl Washington,” said Syracuse head coach Jim Boeheim. “With this fundraiser, Kinney Drugs is recognizing what Pearl did not only for our basketball program, but the greater Syracuse community. The Jim & Juli Boeheim Foundation is honored to receive the proceeds and will put 100% of the funds toward pediatric cancer research in the Central New York community.”

“As an employee-owned local healthcare company, Kinney Drugs is proud to team up with Syracuse Athletics to honor the many contributions Pearl made to both Syracuse University Basketball and our entire region,” said Rick Cagnetti, VP of Marketing & Retail Merchandising at Kinney Drugs. “His contributions to SU and the greater Syracuse community, and his courageous battle against cancer, serve as an inspiration to all of us. We are honored to work with Jim & Juli and the Boeheim Foundation to raise both awareness and research funds for pediatric cancer research in Pearl’s name.”

Fans who attended the game on December 17 received two special commemorative Pearl Washington items -- a jersey pin and an original design Pearl magnet -- courtesy of Syracuse Athletics and Kinney Drugs.

Syracuse Hoop History

First Year of Basketball: 1900-01

Overall All-Time Record: 1,850-870, .680*

NCAA Wins Ranking: 6th*

NCAA Winning Percentage Ranking: 7th*

*record reflects 101 wins vacated between 2004-07 and 2010-12 by the NCAA

NCAA Tournament Appearances (38):

1957, 1966, 1973, 1974, 1975, 1976, 1977, 1978, 1979, 1980, 1983, 1984, 1985, 1986, 1987, 1988, 1989, 1990, 1991, 1992, 1994, 1995, 1996, 1998, 1999, 2000, 2001, 2003, 2004, 2005, 2006, 2009, 2010, 2011, 2012, 2013, 2014, 2016

NCAA Tournament Record: 61-38, .616#

#record reflects 4 tournament wins vacated between 2004-07 and 2010-12 by the NCAA

NCAA Championships (1): 2003

NCAA Final Fours (6): 1975, 1987, 1996, 2003, 2013, 2016

NCAA Elite Eights (9)^: 1957, 1966, 1975, 1987, 1989, 1996, 2003, 2013, 2016

^record reflects 1 Elite Eight appearance vacated between 2004-07 and 2010-12 by the NCAA

NCAA Sweet Sixteens (18)+: 1975, 1977, 1979, 1980, 1984, 1987, 1989, 1990, 1994, 1996, 1998, 2000, 2003, 2004, 2009, 2010, 2013, 2016 (first recorded in 1975)

+record reflects 1 Sweet 16 appearance vacated between 2004-07 and 2010-12 by the NCAA

NIT Appearances (12): 1946, 1950, 1964, 1967, 1971, 1972, 1981, 1982, 1997, 2002, 2007, 2008

NIT Record%: 12-13

%record reflects 2 NIT wins vacated between 2004-07 and 2010-12 by the NCAA

Helms Foundation Championships (2): 1917-18, 1925-26

Naismith Memorial Basketball Hall of Fame (3): Dave Bing (1990), Jim Boeheim (2005), Vic Hanson (1960)

All-Americans: 44

Consensus All-Americans (12):

Carmelo Anthony, Dave Bing, Rakeem Christmas, Derrick Coleman, Sherman Douglas, C. J. Fair, Wesley Johnson, Billy Owens, Rony Seikaly, John Wallace, Hakim Warrick, Pearl Washington

CoSIDA Academic All-Americans (7):

Hal Cohen, Dennis DuVal, Rick Dean, Craig Forth, George Hicker, Danny Schayes, Bill Smith

NCAA Postgraduate Scholarships (2):

Marius Janulis, Danny Schayes

Retired Jerseys (12):

Carmelo Anthony, Dave Bing, Roosevelt Bouie, Derrick Coleman, Sherman Douglas, Billy Gabor, Vic Hanson, Louis Orr, Billy Owens, Wilmet Sadat-Singh, Rony Seikaly, Pearl Washington



Jim Boeheim is in his 41st season as head coach at Syracuse. He is third* in career victories among NCAA Division I coaches.



Boeheim Third All-Time In Wins

Jim Boeheim, now in his 41st season as head coach at his alma mater, earned his 892nd* coaching victory on December 27 when Syracuse defeated Cornell, 80-56, at the Carrier Dome.

A Syracuse win in the season opener against Colgate gave Boeheim a 37-4 record in campaign beginners during his tenure.

Mike Krzyzewski (Army, Duke) and Bob Knight (Army, Indiana, Texas Tech) are the only Division I coaches who are ahead of Boeheim on the wins list.

892*

The Book On Boeheim

Boeheim owns a career record of *892-348 (.719). He is second among active Division I coaches in wins, trailing only Mike Krzyzewski.

Jim Phelan (Mt. St. Mary's, 1,354 games) is the only Division 1 coach who has logged more than Boeheim's 1,240 games (total reflects 101 games vacated between 2004-07 and 2010-12 by the NCAA) for coaches who have served at only one institution.

The 2016 NCAA berth gave SU 38 post-season appearances under Boeheim, including 32 NCAA Tournaments. He has guided his alma mater to the NCAA title game three times, winning it for the first time in 2003.

*record reflects 101 wins vacated between 2004-07 and 2010-12 by the NCAA

Boeheim Part of Gold-Medal Staff for USA

Basketball Men's National Team

The successful run by USA Basketball under the direction of Chairman Jerry Colangelo continued last summer. Coach Mike Krzyzewski's staff, which included Coach Boeheim, guided the Americans to a third straight gold medal at the 2016 Olympics in Rio De Janeiro, Brazil. Coach K and Coach Boeheim were also on the bench for Team USA Olympic gold medals in 2008 and 2012.

Boeheim continues to serve as chair of the USA Basketball Men's Junior National Team Committee, a post he has held since 2005.



Jim Boeheim Records 1976-present (41st season)

At Syracuse: *892-348 (.719)
*record reflects 101 wins vacated between 2004-07 and 2010-12 by the NCAA

As an SU Player: 52-24 (.684)

As an SU Assistant: 139-65 (.681)

NCAA Tournament: #53-31 (.631)
#record reflects 4 NCAA Tournament wins vacated between 2004-07 and 2010-12 by the NCAA

NIT ^10-7(.588)
^record reflects 2 NIT wins vacated between 2004-07 and 2010-12 by the NCAA

The Jim Boeheim Show

Thursday Nights
7:00 - 9:00 p.m.

Live from Delmonicos on Erie Blvd.

CLASSIC ROCK 99.5/105.5

Division I Coaches by Wins

Coach	Schools	Wins
1. M. KRZYZEWSKI	Army, Duke	1,055
2. Bob Knight	Army, Indiana, Texas Tech	902
3. JIM BOEHEIM	Syracuse	*892
4. Dean Smith	North Carolina	879
5. Adolph Rupp	Kentucky	876
6. Jim Calhoun	Northeastern, Connecticut	873

*record reflects 101 wins vacated between 2004-07 and 2010-12 by the NCAA

Active Division I Coaches by Games

Coach	Schools	Games
1. Mike Krzyzewski	Army, Duke	1,378
2. Jerry Slocum	Nyack, Geneva, Gannon, Youngstown	1,260
3. JIM BOEHEIM	Syracuse	*1,240
4. Cliff Ellis	S. Alabama, Clemson, Auburn, Coastal Carolina	1,205
5. Bob Huggins	Walsh, Akron, Cincinnati, Kansas State, West Virginia	1,125
6. Rick Byrd	Maryville, Lincoln Memorial, Belmont	1,121

*total reflects 101 games vacated between 2004-07 and 2010-12 by the NCAA.

Division I Coaches 20-Win Seasons

Coach	Schools	No.
1. M. KRZYZEWSKI	Army, Duke	32
2. JIM BOEHEIM	Syracuse	*31
3. Dean Smith	North Carolina	30
4. Bob Knight	Army, Indiana, Texas Tech	29
Lute Olson	Iowa, Arizona	29

*total reflects five 20-win seasons vacated between 2004-07 and 2010-12 by the NCAA

Division I Seasons With Current School

Coach	School	Seasons
1. JIM BOEHEIM	Syracuse	40
2. M. Krzyzewski	Duke	35
3. Greg Kampe	Oakland	32
4. Rick Byrd	Belmont	30
5. Bob McKillop	Davidson	27
6. Dave Loos	Austin Peay	26
8. Tom Izzo	Michigan State	21
Phil Martelli	Saint Joseph's	21
Fran O'Hanlon	Lafayette	21

(seasons completed)

Division I NCAA Tournament Wins

Coach	Schools	Wins
1. M. KRZYZEWSKI	Duke	90
2. ROY WILLIAMS	N. Carolina, Kansas	69
3. Dean Smith	North Carolina	65
4. JIM BOEHEIM	Syracuse	*53
RICK PITINO	Providence, Kentucky, Louisville	53
6. Jim Calhoun	Northeastern, Connecticut	49
7. John Wooden	UCLA	47
8. TOM IZZO	Michigan State	46
Lute Olson	Iowa, Arizona	46
10. Bob Knight	Army, Indiana, Texas Tech	45

*record reflects 4 tournament wins vacated between 2004-07 and 2010-12 by the NCAA

Active Coaches in CAPS

includes games of January 2

2016-17 Associated Press Poll January 2, 2017

No.	Team	W-L	Points
1.	Villanova (59)	14-0	1,619
2.	Baylor (6)	13-0	1,532
3.	Kansas	12-1	1,503
4.	UCLA	14-1	1,406
5.	Gonzaga	14-0	1,357
6.	Kentucky	11-2	1,280
7.	West Virginia	12-1	1,179
8.	Duke	12-2	1,090
9.	Louisville	12-2	1,063
10.	Creighton	13-1	1,015
11.	Virginia	11-2	954
12.	Florida State	14-1	902
13.	Wisconsin	12-2	865
14.	North Carolina	12-3	785
15.	Oregon	13-2	771
16.	Xavier	12-2	634
17.	Arizona	13-2	613
18.	Butler	12-2	477
19.	Saint Mary's	12-1	416
20.	Purdue	12-3	405
21.	Virginia Tech	12-1	293
22.	Cincinnati	12-2	258
23.	Notre Dame	12-2	250
24.	Florida	10-3	193
25.	Indiana	10-4	74
	USC	14-1	74

Others receiving votes: Minnesota 56, Clemson 23, Miami 16, Maryland 6, Kansas State 5, Seton Hall 3, Iowa State 3, Northwestern 2, VCU 2, UNC Wilmington 1.

2016-17 USA Today Coaches Poll January 2, 2017

No.	Team	W-L	Points
1.	Villanova (30)	14-0	774
2.	Kansas (1)	12-1	723
3.	Baylor	13-0	718
4.	Gonzaga	14-0	666
5.	UCLA	14-1	655
6.	Kentucky	11-2	600
7.	West Virginia	12-1	555
8.	Duke	12-2	510
9.	Louisville	12-2	493
10.	Creighton	13-1	453
11.	Wisconsin	12-2	439
12.	Virginia	11-2	397
13.	Florida State	14-1	383
14.	Oregon	13-2	348
15.	Xavier	12-2	347
16.	North Carolina	12-3	342
17.	Arizona	13-2	321
18.	Butler	12-2	250
19.	Saint Mary's	12-1	241
20.	Purdue	12-3	190
21.	Notre Dame	12-2	150
22.	Cincinnati	12-2	144
23.	Virginia Tech	12-1	88
24.	Florida	10-3	80
25.	Indiana	10-4	77

Others receiving votes: USC 49, South Carolina 23, Miami 19, Minnesota 9, California 7, Kansas State 7, New Mexico State 4, Clemson 4, UNC Wilmington 4, Maryland 2, Nebraska 1, Oklahoma State 1, Seton Hall 1

SU AP Poll Points

The last time... .

SU vs.	11/29/16	#17 Wisconsin 77, #22 SU 60
ranked team		
SU beat a ranked team	3/27/16	SU 68, #4 Virginia 62 (NCAA)
Both ranked	11/29/16	#17 Wisconsin 77, #22 SU 60
Both top 10	2/22/14	#5 Duke 66, #1 SU 60
Both top 5	2/22/14	#5 Duke 66, #1 SU 60
SU vs. ranked	4/2/16	#3 UNC 83, SU 66 (NCAA)
back-to-back	1/24/16	SU 68, #4 Virginia 62 (NCAA)
SU played #1	1/19/13	#6 SU 70, #1 Louisville 68
SU beat #1	1/19/13	#6 SU 70, #1 Louisville 68
SU played #2	3/2/15	#2 Virginia 59, SU 47
SU beat #2	2/3/03	SU 67, #2 Pittsburgh 65
SU played #3	4/2/16	#3 UNC 83, SU 66 (NCAA)SU
beat #3	3/12/09	#18 SU 127, #3 UConn 117 6 OT
SU played #4	3/27/16	SU 68, #4 Virginia 62 (NCAA)
SU beat #4	3/27/16	SU 68, #4 Virginia 62 (NCAA)
SU played #5	2/22/14	#5 Duke 66, #1 SU 60
SU beat #5	3/15/13	#19 SU 58, #5 Georgetown 55 (BET)
SU played #6	1/9/16	#6 N. Carolina 84, SU 73
SU beat #6	2/2/11	#17 SU 66, #6 UConn 58
SU played #7	12/20/14	#7 Villanova 82, SU 77 OT
SU beat #7	12/7/10	#8 SU 72, #7 Michigan State 58
SU played #8	2/29/16	#8 N. Carolina 75, SU 70
SU beat #8	12/28/13	#2 SU 78, #8 Villanova 62
SU played #9	2/24/15	SU 65, #9 Notre Dame 60
SU beat #9	2/24/15	SU 65, #9 Notre Dame 60
SU played #10	4/6/13	#10 Michigan #16 SU 56 (NCAA)
SU beat #10	12/2/11	#4 SU 72, #10 Florida 68
SU played #11	2/23/13	#11 Georgetown 57, #8 SU 46
SU beat #11	2/26/11	#17 SU 58, #11 Georgetown 51
SU played #12	2/18/15	SU 69, #12 Louisville 59
SU beat #12	2/18/15	SU 69, #12 Louisville 59
SU played #13	1/24/16	#13 Virginia 73, SU 65
SU beat #13	11/19/09	SU 95, #13 California 73
SU played #14	3/22/12	#2 SU 64, #14 Wisconsin 63 (NCAA)
SU beat #14	3/22/12	#2 SU 64, #14 Wisconsin 63 (NCAA)
SU played #15	3/30/13	#16 SU 55, #15 Marquette 39 (NCAA)
SU beat #15	3/30/13	#16 SU 55, #15 Marquette 39 (NCAA)
SU played #16	2/12/11	#16 Louisville 73, #12 SU 69
SU beat #16	3/4/03	SU 92, #16 Notre Dame 88
SU played #17	11/29/16	#17 Wisconsin 77, #22 SU 60
SU beat #17	2/1/14	#2 SU 91, #17 Duke 89 OT
SU played #18	2/17/16	#18 Louisville 72, SU 58
SU beat #18	11/26/15	SU 79, #18 UConn 76
SU played #19	3/3/12	#2 SU 58, #19 Louisville 49
SU beat #19	3/3/12	#2 SU 58, #19 Louisville 49
SU played #20	1/18/16	SU 64, #20 Duke 62
SU beat #20	1/18/16	SU 64, #20 Duke 62
SU played #21	3/8/08	SU 87, #21 Marquette 72
SU beat #21	3/8/08	SU 87, #21 Marquette 72
SU played #22	1/18/14	#2 SU 59, #22 Pittsburgh 54
SU beat #22	1/18/14	#2 SU 59, #22 Pittsburgh 54
SU played #23	12/20/08	SU 72, #23 Memphis 65
SU beat #23	12/20/08	SU 72, #23 Memphis 65
SU played #24	11/19/04	SU 71, #24 Memphis 62
SU beat #24	11/19/04	SU 71, #24 Memphis 62
SU played #25	1/28/16	SU 81, #25 Notre Dame 66
SU played #25	1/28/16	SU 81, #25 Notre Dame 66
Ranked opponents in a season	15	2008-09

SU In The 2016-17 Polls

Date	AP	USA Today
Preseason	19	17
November 14	18	18
November 21	18	16
November 28	22	24
December 5	rv	rv
December 12	rv	rv
December 19	--	--
December 26	--	--
January 2	--	--



SyracuseAthletics

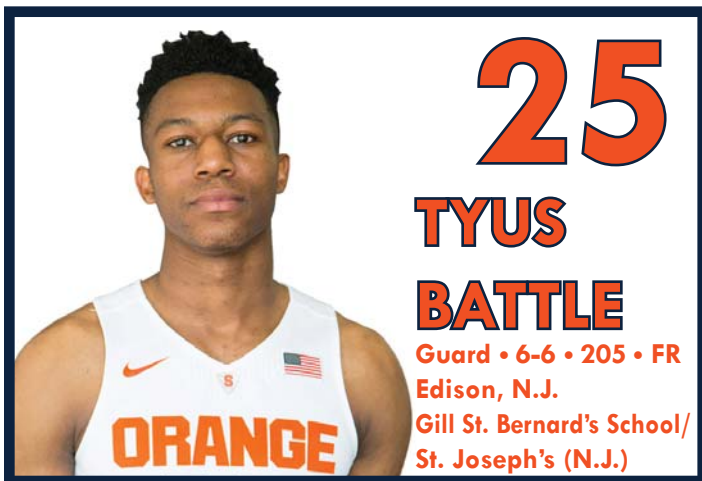
SU's Most Familiar Foes

Opponents	Games
1. Colgate (Nov. 11)	169
2. Cornell (Dec. 27)	122
3. Pittsburgh (Jan. 7, Feb. 11)	109
4. Penn State	105
5. Connecticut (Dec. 5)	93
6. Georgetown (Dec. 17)	92
7. St. John's (Dec. 21)	91
8. Niagara	81
9. Villanova	72
10. Canisius	70

bold indicates 2016-17 opponent



SyracuseOrange



25

**TYUS
BATTLE**

Guard • 6-6 • 205 • FR
Edison, N.J.
Gill St. Bernard's School/
St. Joseph's (N.J.)

- He has scored in 13-of-14 appearances as a freshman.
- Battle has converted 25-of-58 (.431) of his 3-point attempts.
- Battle had a squad-best 18 points in the 105-57 victory over Eastern Michigan.
- In his first start in the Orange uniform against North Florida, Battle tallied a career-high 19 points in 36 minutes of play.
- Over five games with the starting five, Battle has averaged 11.2 points per game.
- Battle was the 2016 New Jersey Gatorade Player of the Year.

2016-17 Battle Game-by-Game

Opponent	MP	FG	3PT	FT	REB	F	A	T	B	S	TP
COLGATE	23	1-7	0-3	4-4	1	2	0	0	0	0	6
vs. HOLY CROSS	24	3-7	3-5	0-0	2	0	4	0	1	3	9
vs. MONMOUTH	20	3-4	3-4	0-1	3	2	1	0	0	2	9
vs. S. CAROLINA ST.	16	2-4	1-2	0-0	1	1	1	0	1	0	5
vs. South Carolina at Wisconsin	13	0-2	0-1	0-0	0	0	2	0	1	0	0
NORTH FLORIDA*	20	1-4	0-2	2-2	2	4	1	2	0	0	4
vs. Connecticut*	36	6-7	4-5	3-4	2	2	1	1	0	1	19
BOSTON UNIVERSITY*	35	2-6	2-5	1-2	1	4	2	3	0	0	7
GEORGETOWN	28	2-8	2-7	1-2	1	0	3	1	0	2	7
EASTERN MICHIGAN	12	1-2	0-1	0-0	2	3	0	1	0	0	2
ST. JOHN'S	23	5-9	4-7	4-4	2	1	1	1	0	1	18
CORNELL*	22	2-8	1-6	3-4	1	4	3	5	0	2	8
at Boston College*	32	5-11	4-7	2-2	3	1	1	1	0	3	16
MIAMI	28	3-6	1-3	0-0	4	0	4	1	0	0	7
PITTSBURGH											
at Virginia Tech											
BOSTON COLLEGE											
at North Carolina											
at Notre Dame											
WAKE FOREST											
FLORIDA STATE											
at North Carolina St.											
VIRGINIA											
at Clemson											
at Pittsburgh											
LOUISVILLE											
at Georgia Tech											
DUKE											
at Louisville											
GEORGIA TECH											

*indicates start

Battle Season and Career Highs

Points	Season and Career: 19 vs. North Florida, 2016-17
FG Made	Season and Career: 6 vs. North Florida, 2016-17
FG Attempted	Season and Career: 11 vs. Cornell, 2016-17
3-Point FGM	Season and Career: 4 vs. North Florida, vs. Eastern Michigan, vs. Cornell, 2016-17
3-Point FGA	Season and Career: 7 vs. Boston University, vs. Eastern Michigan, vs. Cornell, 2016-17
FT Made	Season and Career: 4 vs. Colgate, vs. Eastern Michigan, 2016-17
FT Attempted	Season and Career: 4 vs. Colgate, vs. North Florida, vs. Eastern Michigan, vs. St. John's, 2016-17
Rebounds	Season and Career: 4 at Boston College, 2016-17
Off. Rebounds	Season and Career: 1 vs. Holy Cross, vs. St. John's, 2016-17
Def. Rebounds	Season and Career: 4 at Boston College, 2016-17
Assists	Season and Career: 4 vs. Holy Cross, at Boston College, 2016-17
Steals	Season and Career: 3 vs. Holy Cross, vs. Cornell, 2016-17
Blocks	Season and Career: 1 vs. Holy Cross, vs. S. Carolina St., 2016-17
Minutes	Season and Career: 36 vs. North Florida, 2016-17

Battle's Career Statistics

Year	G	GS	TOTAL			3-PTS			FT	FTA	Pct	REBOUNDS				PF	FO	A	TO	Blk	Stl	Pts	Avg
			FG	FGA	Pct	3FG	3FGA	Pct				O	D	Tot	Avg								
2016-17	14	5	36	85	.424	25	58	.431	20	25	.800	2	23	25	1.8	24	0	24	16	3	14	117	8.4



- He suffered a torn retina in his right eye and had surgery Dec. 17. He is out indefinitely.
- He ranks fifth on the team with an average of 4.1 rebounds per game.
- Chukwu had a season-high seven rebounds and four blocks against South Carolina State.
- Chukwu has at least one blocked shot in six-of-seven appearances.
- In his first action since the 2014-15 season, Chukwu logged 21 minutes in the exhibition game versus Indiana (Pa.). He finished with four points, five rebounds and two blocks.
- Chukwu transferred to Syracuse after one year at Providence. He sat out last year per the NCAA transfer rule.

2016-17 Chukwu Game-by-Game

Opponent	MP	FG	3PT	FT	REB	F	A	T	B	S	TP
COLGATE	17	2-2	0-0	0-6	5	1	0	1	1	1	4
vs. HOLY CROSS	22	0-0	0-0	0-0	5	3	1	2	3	1	0
vs. MONMOUTH	10	0-0	0-0	0-0	4	1	0	2	2	1	0
vs. S. CAROLINA ST.	25	2-3	0-0	0-1	7	4	1	3	4	0	4
vs. South Carolina	17	0-2	0-0	0-0	4	4	0	0	1	0	0
at Wisconsin	7	0-0	0-0	0-0	1	0	0	1	0	0	0
NORTH FLORIDA	DNP										
vs. Connecticut	DNP										
BOSTON UNIVERSITY	10	2-2	0-0	0-2	3	2	0	1	3	0	4
GEORGETOWN	DNP										
EASTERN MICHIGAN	DNP										
ST. JOHN'S	DNP										
CORNELL	DNP										
at Boston College	DNP										
MIAMI											
PITTSBURGH											
at Virginia Tech											
BOSTON COLLEGE											
at North Carolina											
at Notre Dame											
WAKE FOREST											
FLORIDA STATE											
at North Carolina St.											
VIRGINIA											
at Clemson											
at Pittsburgh											
LOUISVILLE											
at Georgia Tech											
DUKE											
at Louisville											
GEORGIA TECH											

*indicates start

Chukwu's Career Statistics 2014-15 at Providence; 2016-17 at Syracuse

Year	G	GS	TOTAL			3-PTS			FT			REBOUNDS				PF	FO	A	TO	Blk	Stl	Pts	Avg
			FG	FGA	Pct	3FG	3FGA	Pct	FT	FTA	Pct	O	D	Tot	Avg								
2014-15	33	3	33	50	.660	0	0	.000	24	40	.600	33	50	83	2.5	62	2	5	19	23	9	90	2.7
2015-16									sat out as transfer														
2016-17	7	0	6	9	.667	0	0	.000	0	9	.000	11	18	29	4.1	15	0	2	10	14	3	12	1.7
Totals	40	3	39	59	.661	0	0	.000	24	49	.490	44	68	112	2.8	77	2	7	29	37	12	102	2.6

THE BASKETBALL HALL OF FAME
KAREEM ABDUL-JABBAR
 AWARD

Chukwu was named to the 2017 Kareem Abdul-Jabbar Award watch list in October. The award honors the top Division I center. The watchlist is comprised of 20 candidates and will be narrowed down to 10 by mid-February. The winner of the 2017 Kareem Abdul-Jabbar Award will be presented at the ESPN College Basketball Awards in April.

Kareem Abdul-Jabbar Award Watch List

Moses Kingsley	Arkansas	Isaac Haas	Purdue
Eric Mika	BYU	Paschal Chukwu	Syracuse
Justin Patton	Creighton	Jarrett Allen	Texas
Marques Bolden	Duke	Tyler Davis	Texas A&M
Zena Edosomwan	Harvard	Thomas Welsh	UCLA
Thomas Bryant	Indiana	Kennedy Meeks	N. Carolina
Bam Adebayo	Kentucky	Luke Kornet	Vanderbilt
Tim Kempton	Lehigh	Mo Alie-Cox	VCU
Omer Yurtseven	NC State	Josh Hawkinson	Wash. State
Chris Boucher	Oregon	Ethan Happ	Wisconsin

Chukwu Season and Career Highs

Points
 Season: 4 vs. Colgate, vs. S. Carolina St., vs. Boston University, 2016-17
 Career: 9 Rhode Island, 2014-15

FG Made
 Season: 2 vs. Colgate, vs. S. Carolina St., vs. Boston University, 2016-17
 Career: 4 Rhode Island, 2014-15

FG Attempted
 Season: 3 vs. S. Carolina St., 2016-17
 Career: 5 Binghamton, 2014-15

3-Point FGM
 Season and Career: 0

3-Point FGA
 Season and Career: 0

FT Made
 Season:
 Career: 5 Stony Brook, 2014-15

FT Attempted
 Season: 6 vs. Colgate, 2016-17
 Career: 8 Stony Brook, 2014-15

Rebounds
 Season: 7 vs. S. Carolina St., 2016-17
 Career: 9 at Butler, 2014-15

Off. Rebounds
 Season: 5 vs. S. Carolina St., 2016-17
 Career: 5 at Butler, 2014-15, vs. S. Carolina St., 2016-17


Def. Rebounds
 Season: 5 vs. Holy Cross, 2016-17
 Career: 5 Navy, Marquette, 2014-15, vs. Holy Cross, 2016-17

Assists
 Season: 1 vs. Holy Cross, vs. S. Carolina St., 2016-17
 Career: 1 vs. Florida State, at Boston College, St. John's, Seton Hall, at Villanova, 2014-15, vs. Holy Cross, vs. S. Carolina St., 2016-17

Steals
 Season: 1 vs. Colgate, vs. Holy Cross, vs. Monmouth 2016-17
 Career: 1 vs. Navy, at Boston College, Rhode Island, at Marquette, at St. John's, Seton Hall, at DePaul, Marquette, vs. St. John's, 2014-15, vs. Colgate, vs. Holy Cross, vs. Monmouth 2016-17

Blocks
 Season: 4 vs. S. Carolina St., 2016-17
 Career: 4 vs. Marquette, 2014-15, vs. S. Carolina St., 2016-17

Minutes
 Season: 25 vs. S. Carolina St., 2016-17
 Career: 28 vs. Marquette, 2014-15



- Coleman's streak of 51 consecutive starts came to an end on Jan. 1 at Boston College.
- He ranks second on the team in rebound average (5.7).
- He had his sixth-career double-double versus St. John's with 10 points and 10 rebounds.
- Coleman averaged 12.3 points and 8.3 rebounds an outing during the stretch of Wisconsin, North Florida and Connecticut games. He was 15-of-23 (.652) from the field.
- His first double-double of the campaign came against Connecticut when he contributed 10 points and a career-best 16 rebounds.
- Coleman contributed a career-best 15 points in Syracuse's win against North Florida.
- He earned his undergraduate degree in child and family studies last spring.

2016-17 Coleman Game-by-Game

Opponent	MP	FG	3PT	FT	REB	F	A	T	B	S	TP
COLGATE*	15	3-4	0-0	0-0	6	4	1	1	1	1	6
vs. HOLY CROSS*	12	0-1	0-0	1-2	6	1	0	1	0	0	1
vs. MONMOUTH*	15	2-7	0-0	3-4	8	3	0	1	0	0	7
vs. S. CAROLINA ST.*	12	3-4	0-0	1-2	4	2	0	2	0	0	7
vs. South Carolina*	15	1-2	0-0	2-4	4	2	1	0	0	1	4
at Wisconsin*	30	5-7	0-0	2-2	3	3	0	0	0	1	12
NORTH FLORIDA*	29	6-10	0-0	3-5	6	3	0	0	1	1	15
vs. Connecticut*	28	4-6	0-0	2-5	16	3	1	5	2	0	10
BOSTON UNIVERSITY*	9	0-2	0-0	2-2	4	0	0	1	1	0	2
GEORGETOWN*	14	1-3	0-0	0-0	2	3	0	2	0	0	2
EASTERN MICHIGAN*	16	5-8	0-0	2-3	4	3	0	2	2	0	12
ST. JOHN'S*	22	5-11	0-1	0-2	10	3	0	2	2	0	10
CORNELL*	9	1-2	0-0	0-0	1	1	0	3	0	1	2
at Boston College	DNP										
MIAMI											
PITTSBURGH											
at Virginia Tech											
BOSTON COLLEGE											
at North Carolina											
at Notre Dame											
WAKE FOREST											
FLORIDA STATE											
at North Carolina St.											
VIRGINIA											
at Clemson											
at Pittsburgh											
LOUISVILLE											
at Georgia Tech											
DUKE											
at Louisville											
GEORGIA TECH											

*indicates start

Coleman Career Highs

Points
 Season: 15 vs. North Florida, 2016-17
 Career: 15 vs. North Florida, 2016-17

FG Made
 Season: 6 vs. North Florida, 2016-17
 Career: 6 vs. North Florida, 2016-17

FG Attempted
 Season: 10 vs. North Florida, vs. St. John's, 2016-17
 Career: 11 vs. Central Connecticut, 2012-13

3-Point FGM
 Season and Career: 0

3-Point FGA
 Season and Career: 1 vs. St. John's, 2016-17

FT Made
 Season: 3 vs. Monmouth, vs. North Florida, 2016-17
 Career: 6 vs. Texas Southern, 2015-16

FT Attempted
 Season: 5 vs. North Florida, vs. Connecticut, 2016-17
 Career: 8 vs. Fordham, 2013-14

Rebounds
 Season: 16 vs. Connecticut, 2016-17
 Career: 16 vs. Connecticut, 2016-17

Off. Rebounds
 Season: 6 vs. Connecticut, vs. St. John's, 2016-17
 Career: 7 vs. Fordham, 2013-14

Def. Rebounds
 Season: 10 vs. Connecticut, 2016-17
 Career: 10 vs. Connecticut, 2016-17

Assists
 Season: 1 vs. Colgate, vs. South Carolina, vs. Connecticut, 2016-17
 Career: 3 vs. Charlotte, 2015-16

Steals
 Season: 1 vs. Colgate, vs. S. Carolina, at Wisconsin, vs. North Florida, vs. Cornell, 2016-17
 Career: 4 vs. Texas Southern, 2015-16

Blocks
 Season: 2 vs. Connecticut, vs. Eastern Michigan, vs. St. John's, 2016-17
 Career: 3 vs. Charlotte, 2015-16; vs. Princeton, Long Beach State, 2012-13

Minutes
 Season: 30 at Wisconsin, 2016-17
 Career: 35 vs. NC State, 2015-16

Coleman's Career Statistics

Year	G	GS	TOTAL			3-PTS			REBOUNDS			PF	FO	A	TO	Blk	Stl	Pts	Avg				
			FG	FGA	Pct	3FG	3FGA	Pct	FT	FTA	Pct									O	D	Tot	Avg
2012-13	24	20	42	96	.438	0	0	.000	30	65	.462	37	58	95	4.0	30	0	4	23	9	13	114	4.8
2013-14	13	12	21	36	.583	0	0	.000	14	28	.500	31	23	54	4.2	23	0	3	11	7	4	56	4.3
2014-15																							
2015-16	37	37	68	124	.548	0	0	.000	46	70	.657	68	105	173	4.7	102	4	15	41	33	26	182	4.9
2016-17	13	13	36	67	.537	0	1	.000	18	31	.581	28	46	74	5.7	31	0	3	20	9	5	90	6.9
Totals	87	82	167	323	.517	0	1	.000	108	194	.557	164	232	396	4.6	186	4	25	95	58	48	442	5.1



- He ranks second on the team with an average of 4.2 assists per game.
- Gillon has scored in double digits in seven-of-14 games this season.
- During a three-game stint with the starting lineup, Gillon averaged 10.8 points, 5.0 assists, and 2.8 steals.
- He was just shy of a double-double versus Eastern Michigan with 14 points and nine assists.
- Gillon had a team-leading and season-high 23 points in Syracuse's win against Boston University. He was 7-of-9 from the field including 6-of-7 on 3-point attempts.
- Gillon transferred to Syracuse from Colorado State. He has one year of eligibility left.

2016-17 Gillon Game-by-Game

Opponent	MP	FG	3PT	FT	REB	F	A	T	B	S	TP
COLGATE	21	5-8	1-2	2-3	2	1	6	0	0	1	13
vs. HOLY CROSS	18	6-8	2-3	1-1	1	1	9	1	0	2	15
vs. MONMOUTH	21	2-7	1-5	0-0	2	1	1	2	0	0	5
vs. S. CAROLINA ST.	20	5-12	2-4	2-2	1	0	4	1	0	3	14
vs. South Carolina	28	1-1	1-1	0-1	1	0	3	5	0	1	3
at Wisconsin	24	3-6	0-2	4-5	1	1	4	2	0	1	10
NORTH FLORIDA	11	0-0	0-0	0-0	0	1	1	2	0	1	0
vs. Connecticut	16	0-4	0-3	0-0	1	1	2	0	0	2	0
BOSTON UNIVERSITY	28	7-9	6-7	3-4	5	0	4	0	0	2	23
GEORGETOWN*	37	4-14	2-4	3-4	3	4	2	1	0	3	13
EASTERN MICHIGAN*	31	4-9	3-7	3-3	3	0	9	1	0	5	14
ST. JOHN'S*	30	1-7	0-3	3-6	2	1	4	1	0	0	5
CORNELL	19	1-3	0-1	0-0	3	2	7	0	0	1	2
at Boston College	26	2-10	0-4	3-4	0	2	3	1	0	1	7
MIAMI											
PITTSBURGH											
at Virginia Tech											
BOSTON COLLEGE											
at North Carolina											
at Notre Dame											
WAKE FOREST											
FLORIDA STATE											
at North Carolina St.											
VIRGINIA											
at Clemson											
at Pittsburgh											
LOUISVILLE											
at Georgia Tech											
DUKE											
at Louisville											
GEORGIA TECH											

*indicates start

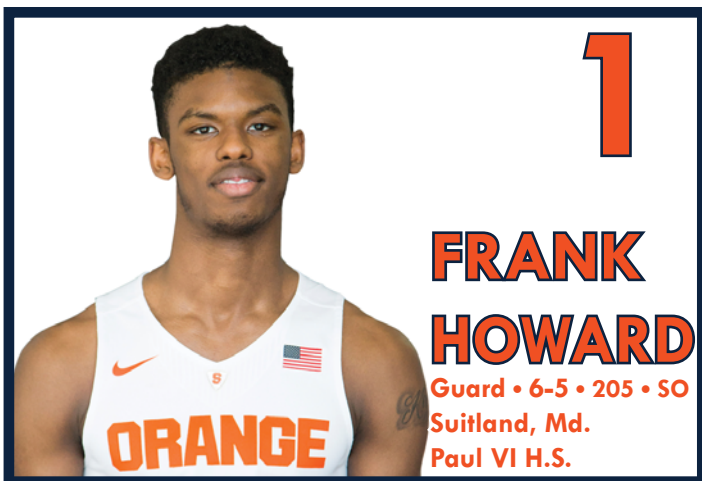
Gillon Career Highs

Points
Season: 23 vs. Boston University, 2016-17
Career: 28 vs. Long Beach State, 2015-16
FG Made
Season: 7 vs. Boston University, 2016-17
Career: 7 vs. Long Beach State, Utah State, 2015-16, vs. Boston University, 2016-17
FG Attempted
Season: 14 vs. Georgetown, 2016-17
Career: 16 vs. Abilene Christian, UTEP, 2015-16
3-Point FGM
Season: 6 vs. Boston University, 2016-17
Career: 6 vs. Long Beach State, 2015-16, vs. Boston University, 2016-17
3-Point FGA
Season: 7 vs. Boston University, vs. Eastern Michigan, 2016-17
Career: 11 vs. UTEP, 2015-16
FT Made
Season: 4 at Wisconsin, 2016-17
Career: 13 vs. Abilene Christian, 2015-16
FT Attempted
Season: 6 vs. St. John's, 2016-17
Career: 14 vs. Abilene Christian, 2015-16
Rebounds
Season: 5 vs. Boston University, 2016-17
Career: 9 vs. Portland, 2015-16
Off. Rebounds
Season: 2 vs. Monmouth, 2016-17
Career: 2 vs. Boise State, Wyoming, 2015-16, vs. Monmouth, 2016-17
Def. Rebounds
Season: 4 vs. Boston University, 2016-17
Career: 9 vs. Portland, 2015-16
Assists
Season: 9 vs. Holy Cross, vs. Eastern Michigan, 2016-17
Career: 11 vs. Nevada, 2014-15
Steals
Season: 5 vs. Eastern Michigan, 2016-17
Career: 5 vs. Eastern Michigan, 2016-17
Blocks
Season:
Career: 2 vs. Portland, 2015-16
Minutes
Season: 37 vs. Georgetown, 2016-17
Career: 45 vs. UTEP, 2015-16

Gillon's Career Statistics

2012-13 Arkansas-Little Rock; 2014-16 Colorado State; 2016-17 Syracuse

Year	G	GS	TOTAL			3-PTS			REBOUNDS			PF	FO	A	TO	Blk	Stl	Pts	Avg					
			FG	FGA	Pct	3FG	3FGA	Pct	FT	FTA	Pct									O	D	Tot	Avg	
2012-13	27	12	80	190	.421	37	94	.394	89	109	.817	8	57	65	2.4	53	0	64	62	1	19	286	10.6	
2013-14																								
2014-15	34	1	61	168	.363	34	86	.395	112	141	.794	5	51	56	1.6	49	0	110	41	2	12	268	7.9	
2015-16	34	26	119	311	.383	60	180	.333	152	173	.879	14	83	97	2.9	84	1	130	77	5	26	450	13.2	
2016-17	14	3	41	98	.418	18	46	.391	24	33	.727	7	18	25	1.8	15	0	59	17	0	23	124	8.9	
Totals	109	43	301	767	.392	149	406	.367	377	456	.827	34	209	243	2.2	201	1	363	197	8	80	1,128	10.3	



- Howard leads the team in assist average (6.0). He has tallied double-digit assists four times.
- He has posted double-doubles (points-assists) against S Carolina State, North Florida and Eastern Michigan.
- He tallied a career-best 13 assists, paired with 10 points, for his second-career double-double versus North Florida.
- Howard contributed 10 points and 11 assists against Eastern Michigan for his third-career double-double.
- He was the first Orange player since Michael Carter-Williams (vs. Seton Hall on March 13, 2013) to register double-digit assists in a game. Howard tallied his first-career double-double vs. South Carolina State when he posted 10 points and 11 assists.

2016-17 Howard Game-by-Game

Opponent	MP	FG	3PT	FT	REB	F	A	T	B	S	TP
COLGATE*	22	4-4	3-3	0-2	4	2	9	3	0	4	11
vs. HOLY CROSS*	20	3-5	1-2	0-0	1	1	3	1	1	1	7
vs. MONMOUTH*	23	3-6	1-3	1-2	3	3	6	2	1	1	8
vs. S. CAROLINA ST.*	22	4-7	2-4	0-1	4	1	11	1	0	1	10
vs. South Carolina*	24	3-7	1-2	3-7	0	3	3	1	0	2	10
at Wisconsin*	16	2-8	1-4	2-2	1	0	2	1	0	3	7
NORTH FLORIDA*	30	2-3	1-1	5-9	5	1	13	2	0	4	10
vs. Connecticut*	27	0-9	0-3	3-4	3	4	3	2	0	1	3
BOSTON UNIVERSITY*	26	0-5	0-2	6-8	2	2	11	2	0	3	6
GEORGETOWN*	28	2-6	0-2	0-0	1	3	4	6	0	3	4
EASTERN MICHIGAN*	29	3-5	1-2	3-4	4	4	11	4	1	2	10
ST. JOHN'S*	15	2-9	0-2	0-0	2	4	2	4	0	0	4
CORNELL*	21	1-4	0-1	0-0	2	2	3	1	1	2	2
at Boston College*	17	1-6	0-2	1-2	3	2	3	3	0	1	3
MIAMI											
PITTSBURGH											
at Virginia Tech											
BOSTON COLLEGE											
at North Carolina											
at Notre Dame											
WAKE FOREST											
FLORIDA STATE											
at North Carolina St.											
VIRGINIA											
at Clemson											
at Pittsburgh											
LOUISVILLE											
at Georgia Tech											
DUKE											
at Louisville											
GEORGIA TECH											

*indicates start

Howard Season and Career Highs

Points
Season: 11 vs. Colgate, 2016-17
Career: 11 vs. Colgate, 2016-17
FG Made
Season: 4 vs. Colgate, vs. S. Carolina St., 2016-17
Career: 4 vs. Colgate, vs. S. Carolina St., 2016-17
FG Attempted
Season: 9 vs. Connecticut, vs. St. John's, 2016-17
Career: 9 vs. Connecticut, vs. St. John's, 2016-17
3-Point FGM
Season: 3 vs. Colgate, 2016-17
Career: 3 vs. Colgate, 2016-17
3-Point FGA
Season: 4 vs. S. Carolina St., at Wisconsin, 2016-17
Career: 4 vs. S. Carolina St., at Wisconsin, 2016-17
FT Made
Season: 6 vs. Boston University, 2016-17
Career: 6 vs. Boston University, 2016-17
FT Attempted
Season: 9 vs. North Florida, 2016-17
Career: 9 vs. North Florida, 2016-17
Rebounds
Season: 5 vs. North Florida, 2016-17
Career: 5 vs. North Florida, 2016-17
Off. Rebounds
Season: 3 at Boston College, 2016-17
Career: 3 at Boston College, 2016-17
Def. Rebounds
Season: 4 vs. Colgate, vs. S. Carolina St., vs. North Florida, 2016-17
Career: 4 vs. Colgate, vs. S. Carolina St., vs. North Florida, 2016-17
Assists
Season: 13 vs. North Florida, 2016-17
Career: 13 vs. North Florida, 2016-17
Steals
Season: 4 vs. Colgate, vs. North Florida, 2016-17
Career: 4 vs. Colgate, vs. North Florida, 2016-17
Blocks
Season: 1 vs. Holy Cross, vs. Monmouth, vs. Eastern Michigan, vs. Cornell, 2016-17
Career: 1, Virginia Tech, Georgia Tech. 2015-16, vs. Holy Cross, vs. Monmouth, vs. Eastern Michigan, vs. Cornell, 2016-17
Minutes
Season: 30 vs. North Florida, 2016-17
Career: 30 vs. North Florida, 2016-17

Howard's Career Statistics

Year	G	GS	TOTAL			3-PTS			REBOUNDS			PF	FO	A	TO	Blk	Stl	Pts	Avg				
			FG	FGA	Pct	3FG	3FGA	Pct	FT	FTA	Pct									O	D	Tot	Avg
2015-16	32	0	18	63	.286	2	19	.105	14	28	.500	10	33	43	1.3	39	1	56	28	4	17	52	1.6
2016-17	14	14	30	84	.357	11	33	.333	24	41	.585	11	24	35	2.5	31	0	84	33	4	28	95	6.8
Totals	46	14	48	147	.327	13	52	.250	38	69	.551	21	57	78	1.7	71	1	140	61	8	45	147	3.2



- Lydon ranks second on the Orange in scoring average (13.1 ppg.).
- He leads the team with an average of 8.0 rebounds per game.
- Over the last six games, Lydon has averaged 18.8 points and 9.4 rebounds an outing.
- His 17 points and 12 rebounds at Boston College marked his third-straight double-double.
- Lydon had 16 points and 10 rebounds versus the Red Storm.
- He had a breakout game versus Georgetown, tallying a career-high 29 points. Lydon converted 12-of-13 from the field, including 3-of-3 3-point attempts.
- Lydon tallied his first double-double of the campaign with 14 points and 10 rebounds in Syracuse's 101-59 victory against South Carolina State.

2016-17 Lydon Game-by-Game

Opponent	MP	FG	3PT	FT	REB	F	A	T	B	S	TP
COLGATE*	26	1-6	0-3	0-0	6	2	3	0	3	1	2
vs. HOLY CROSS*	24	6-7	2-3	3-4	6	2	1	2	0	0	17
vs. MONMOUTH*	32	2-9	0-2	2-2	7	2	3	2	4	2	6
vs. S. CAROLINA ST.*	25	4-6	4-5	2-4	10	0	1	0	0	1	14
vs. South Carolina*	35	5-12	3-5	5-6	7	2	0	6	0	1	18
at Wisconsin*	36	4-9	1-6	0-0	5	3	2	1	0	0	9
NORTH FLORIDA*	37	2-9	1-4	1-2	9	1	3	4	0	0	6
vs. Connecticut*	40	1-7	1-4	4-4	9	3	0	1	1	1	7
BOSTON UNIVERSITY*	26	4-9	0-3	2-3	6	2	2	0	1	2	10
GEORGETOWN*	36	12-13	3-3	2-5	9	3	2	0	1	1	29
EASTERN MICHIGAN*	16	4-7	2-2	2-2	6	1	4	2	1	1	12
ST. JOHN'S*	38	5-13	2-6	4-6	10	2	2	1	0	0	16
CORNELL*	36	6-12	4-6	4-5	10	2	3	0	1	2	20
at Boston College*	39	4-10	1-3	8-9	12	4	0	0	3	2	17

MIAMI
PITTSBURGH
at Virginia Tech
BOSTON COLLEGE
at North Carolina
at Notre Dame
WAKE FOREST
FLORIDA STATE
at North Carolina St.
VIRGINIA
at Clemson
at Pittsburgh
LOUISVILLE
at Georgia Tech
DUKE
at Louisville
GEORGIA TECH
*indicates start

Lydon's Career Statistics

Year	TOTAL					3-PTS			REBOUNDS														
	G	GS	FG	FGA	Pct	3FG	3FGA	Pct	FT	FTA	Pct	O	D	Tot	Avg	PF	FO	A	TO	Blk	Stl	Pts	Avg
2015-16	37	0	127	266	.477	49	122	.402	72	93	.774	66	167	233	6.3	101	2	41	47	67	42	375	10.1
2016-17	14	14	60	129	.465	24	55	.436	39	52	.750	29	83	112	8.0	29	0	26	19	15	14	183	13.1
Totals	51	14	187	395	.473	73	177	.412	111	145	.766	95	250	345	6.8	130	2	67	66	82	56	558	10.9

THE BASKETBALL HALL OF FAME KARL MALONE AWARD

Lydon was named to the 2017 Karl Malone Award watch list in October. The award honors the top Division I power forward. The watch list is comprised of 20 candidates and will be narrowed down to 10 by mid-February. The winner of the 2017 Karl Malone Award will be presented at the ESPN College Basketball Awards in April.

Karl Malone Award Watch List

Lauri Markkanen	Arizona	Bonzie Colson	Notre Dame
Johnathan Motley	Baylor	Michael Young	Pittsburgh
Ivan Rabb	California	Caleb Swanigan	Purdue
Amile Jefferson	Duke	Tyler Lydon	Syracuse
Jonathan Isaac	Florida St.	TJ Leaf	UCLA
Yante Maten	Georgia	Bennie Boatwright	USC
Carlton Bragg Jr.	Kansas	Alec Peters	Valparaiso
Dedric Lawson	Memphis	Kris Jenkins	Villanova
Miles Bridges	Michigan St.	Austin Nichols	Virginia
Isaiah Hicks	N. Carolina	Nigel Hayes	Wisconsin

Lydon Season and Career Highs

Points

Season: 29 vs. Georgetown, 2016-17

Career: 29 vs. Georgetown, 2016-17

FG Made

Season: 12 vs. Georgetown, 2016-17

Career: 12 vs. Georgetown, 2016-17

FG Attempted

Season: 13 vs. Georgetown, vs. St. John's, 2016-17

Career: 13 vs. Georgetown, vs. St. John's, 2016-17

3-Point FGM

Season: 4 vs. S. Carolina St., vs. Cornell, 2016-17

Career: 4 vs. Pittsburgh, 2015-16, vs. S. Carolina St., vs. Cornell, 2016-17

3-Point FGA

Season: 6 at Wisconsin, vs. St. John's, vs. Cornell, 2016-17

Career: 8 vs. Pittsburgh, 2015-16

FT Made

Season: 8 at Boston College, 2016-17

Career: 8 at Boston College, 2016-17

FT Attempted

Season: 9 at Boston College, 2016-17

Career: 10 vs. Middle Tennessee (NCAA), 2015-16

Rebounds

Season: 12 at Boston College, 2016-17

Career: 12 vs. Connecticut, 2015-16, at Boston College, 2016-17

Off. Rebounds

Season: 4 vs. Georgetown, 2016-17

Career: 6 at Duke, 2015-16

Def. Rebounds

Season: 10 at Boston College, 2016-17

Career: 10 at Boston College, 2016-17

Assists

Season: 4 vs. Eastern Michigan, 2016-17

Career: 4 vs. Clemson, 2015-16, vs. Eastern Michigan, 2016-17

Steals

Season: 2 vs. Monmouth, vs. Boston University, vs. Cornell, at Boston College, 2016-17

Career: 5 vs. Clemson, 2015-16

Blocks

Season: 4 vs. Monmouth, 2016-17

Career: 6 vs. Gonzaga (NCAA), vs. Middle Tennessee (NCAA), 2015-16

Minutes

Season: 40 vs. Connecticut, 2016-17

Career: 42 vs. Wisconsin, 2015-16



20

TYLER
LYDON


Forward • 6-9 • 223 • SO
Elizaville, N.Y.
Pine Plains H.S./
New Hampton School (N.H.)

THE BASKETBALL HALL OF FAME
**KARL MALONE
AWARD**

Lydon was named to the 2017 Karl Malone Award watch list in October. The award honors the top Division I power forward. The watch list is comprised of 20 candidates and will be narrowed down to 10 by mid-February. The winner of the 2017 Karl Malone Award will be presented at the ESPN College Basketball Awards in April.

Karl Malone Award Watch List

Lauri Markkanen	Arizona	Bonzie Colson	Notre Dame
Johnathan Motley	Baylor	Michael Young	Pittsburgh
Ivan Rabb	California	Caleb Swanigan	Purdue
Amile Jefferson	Duke	Tyler Lydon	Syracuse
Jonathan Isaac	Florida St.	TJ Leaf	UCLA
Yante Maten	Georgia	Bennie Boatwright	USC
Carlton Bragg Jr.	Kansas	Alec Peters	Valparaiso
Dedric Lawson	Memphis	Kris Jenkins	Villanova
Miles Bridges	Michigan St.	Austin Nichols	Virginia
Isaiah Hicks	N. Carolina	Nigel Hayes	Wisconsin



Lydon was named to the 2017 John R. Wooden Award preseason watchlist in November. The award is presented annually by Wendy's and is the most prestigious honor in college basketball as it recognizes the nation's most outstanding player.

John R. Wooden Award Preseason Watch List

Jaylen Adams	St. Bonaventure	Edrice Adebayo	Kentucky
Grayson Allen	Duke	Jarrett Allen	Texas
Dwayne Bacon	Florida State	Lonzo Ball	UCLA
V.J. Beachem	Notre Dame	Joel Berry II	N. Carolina
James Blackmon, Jr.	Indiana	Antonio Blakeney	LSU
Jaron Blossomgame	Clemson	Trevon Bluiett	Xavier
Chris Boucher	Oregon	Miles Bridges	Michigan St.
Dillon Brooks	Oregon	Thomas Bryant	Indiana
Tyler Dorsey	Oregon	Jawun Evans	Oklahoma St.
De'Aaron Fox	Kentucky	Markelle Fultz	Washington
Jack Gibbs	Davidson	Harry Giles	Duke
Devonte' Graham	Kansas	Ethan Happ	Wisconsin
Josh Hart	Villanova	Nigel Hayes	Wisconsin
Malcolm Hill	Illinois	Josh Jackson	Kansas
Justin Jackson	N. Carolina	Kris Jenkins	Villanova
Peter Jok	Iowa	Moses Kingsley	Arkansas
Bronson Koenig	Wisconsin	Dedric Lawson	Memphis
Tyler Lydon	Syracuse	Lauri Markkanen	Arizona
Frank Mason III	Kansas	Malik Monk	Kentucky
Monte Morris	Iowa State	Austin Nichols	Virginia
London Perrantes	Virginia	Alec Peters	Valparaiso
Ivan Rabb	California	Dennis Smith, Jr.	NC State
Edmond Sumner	Xavier	Caleb Swanigan	Purdue
Jayson Tatum	Duke	Melo Trimble	Maryland
Maruice Watson, Jr.	Creighton	Nigel Williams-Goss	Gonzaga



Lydon was named to the 2017 Naismith Trophy Player of the Year preseason watchlist in November. The award is presented annually to the nation's top Division I player. The list will be shortened to 30 players and announced February 9, 2017.

Naismith Trophy Player of the Year Preseason Watch List

Edrice Adebayo	Kentucky	Grayson Allen	Duke
Jarrett Allen	Texas	Dwayne Bacon	Florida St.
Lonzo Ball	UCLA	V.J. Beachem	Notre Dame
Joel Berry II	N. Carolina	James Blackmon Jr.	Indiana
Jaron Blossomgame	Clemson	Trevon Bluiett	Xavier
Chris Boucher	Oregon	Miles Bridges	Michigan St.
Dillon Brooks	Oregon	Thomas Bryant	Indiana
Troy Caupain	Cincinnati	Tyler Davis	Texas A&M
Jawun Evans	Okla. St.	De'Aaron Fox	Kentucky
Markelle Fultz	Washington	Jack Gibbs	Davidson
Harry Giles	Duke	Devonte' Graham	Kansas
Ethan Happ	Wisconsin	Josh Hart	Villanova
Nigel Hayes	Wisconsin	Malcolm Hill	Illinois
Josh Jackson	Kansas	Justin Jackson	N. Carolina
Kris Jenkins	Villanova	Peter Jok	Iowa
Moses Kingsley	Arkansas	Bronson Koenig	Wisconsin
Dedric Lawson	Memphis	Tyler Lydon	Syracuse
Lauri Markkanen	Arizona	Frank Mason III	Kansas
E.C. Matthews	Rhode Island	Malik Monk	Kentucky
Monte Morris	Iowa State	Jonathan Motley	Baylor
Austin Nichols	Virginia	London Perrantes	Virginia
Alec Peters	Valparaiso	Ivan Rabb	California
Dennis Smith Jr.	NC State	Edmond Sumner	Xavier
Caleb Swanigan	Purdue	Jayson Tatum	Duke
Melo Trimble	Maryland	Nigel Williams-Goss	Gonzaga



Lydon was named to the 2017 Lute Olson Preseason watch list in November. The Lute Olson Award is presented annually to the nation's top Division I player who has played at least two seasons. The winner will be presented at the CollegeInsider.com awards banquet in April.

Lute Olson Award Preseason Watch List

Jalen Adams	Connecticut	Grayson Allen	Duke
Joel Berry II	N. Carolina	James Blackmon, Jr.	Indiana
Jaron Blossomgame	Clemson	Trevon Bluiett	Xavier
Chris Boucher	Oregon	Evans Bradds	Belmont
Isaiah Briscoe	Kentucky	Dillon Brooks	Oregon
Thomas Bryant	Indiana	Antonio Campbell	Ohio
Jevon Carter	W. Virginia	Troy Caupain	Cincinnati
Tyler Cavanaugh	George Wash.	Gary Clark	Cincinnati
T.J. Cline	Richmond	Charles Cooke	Dayton
Tyler Davis	Texas A&M	Jawun Evans	Oklahoma St.
Marcus Evans	Rice	J.J. Frazier	Georgia
Jack Gibbs	Davidson	Devonte' Graham	Kansas
Isaac Hamilton	UCLA	Josh Hart	Villanova
Nigel Hayes	Wisconsin	Justin Jackson	N. Carolina
Kris Jenkins	Villanova	Peter Jok	Iowa
Moses Kingsley	Arkansas	Bronson Koenig	Wisconsin
Dedric Lawson	Memphis	William Lee	UAB
JeQuan Lewis	VCU	Tyler Lydon	Syracuse
Kelan Martin	Butler	Frank Mason III	Kansas
Yante Maten	Georgia	E.C. Matthews	Rhode Island
Monte Morris	Iowa State	Johnathan Motley	Baylor
Alec Peters	Valparaiso	Ivan Rabb	California
Justin Robinson	Monmouth	Edmond Sumner	Xavier
Alonzo Trier	Arizona	Melo Trimble	Maryland
Reggie Upshaw	Middle Tenn.	Jordan Woodward	Oklahoma



- Roberson ranks third on the club in rebound average (5.0).
- In the five games Roberson has scored in double digits, he has averaged 8.0 rebounds.
- He marked his second-season and 16th-career double-double at Boston College with 11 points and 10 rebounds.
- Roberson produced his first double-double of the year in Syracuse's 101-59 victory against South Carolina State with 13 points and 12 rebounds.
- He tallied a career-high six dunks and a team-leading 18 points in just 24 minutes of play in the season-opener vs. Colgate.

2016-17 Roberson Game-by-Game

Opponent	MP	FG	3PT	FT	REB	F	A	T	B	S	TP
COLGATE*	24	9-13	0-0	0-0	4	3	1	2	0	1	18
vs. HOLY CROSS*	26	5-7	0-0	2-2	6	2	1	0	0	1	12
vs. MONMOUTH*	25	2-4	0-0	2-2	4	3	0	1	2	0	6
vs. S. CAROLINA ST.*	19	4-9	0-0	5-5	12	1	2	1	1	0	13
vs. South Carolina*	21	0-3	0-0	1-2	6	2	0	2	0	0	1
at Wisconsin*	13	0-2	0-0	0-0	2	3	0	0	1	1	0
NORTH FLORIDA	11	0-6	0-0	1-2	4	2	0	0	1	1	1
vs. Connecticut	13	2-5	0-0	2-3	2	1	0	0	0	0	6
BOSTON UNIVERSITY	18	2-2	0-0	0-1	3	1	1	2	1	0	4
GEORGETOWN	6	0-0	0-0	0-2	1	0	0	0	0	0	0
EASTERN MICHIGAN	25	4-6	0-0	2-7	8	2	2	3	1	0	10
ST. JOHN'S	7	0-3	0-0	0-0	1	1	0	0	0	0	0
CORNELL	20	2-4	0-0	1-2	7	1	2	0	2	0	5
at Boston College	22	4-7	0-0	3-3	10	2	1	1	0	1	11
MIAMI											
PITTSBURGH											
at Virginia Tech											
BOSTON COLLEGE											
at North Carolina											
at Notre Dame											
WAKE FOREST											
FLORIDA STATE											
at North Carolina St.											
VIRGINIA											
at Clemson											
at Pittsburgh											
LOUISVILLE											
at Georgia Tech											
DUKE											
at Louisville											
GEORGIA TECH											

*indicates start

Roberson Season and Career Highs

Points
Season: 18 vs. Colgate, 2016-17
Career: 20 vs. Elon, 2015-16
FG Made
Season: 9 vs. Colgate, 2016-17
Career: 9 vs. Elon, 2015-16, vs. Colgate, 2016-17
FG Attempted
Season: 13 vs. Colgate, 2016-17
Career: 15 vs. Elon, 2015-16
3-Point FGM
Season and Career: 0
3-Point FGA
Season: 0
Career: 2 vs. Fordham, 2013-14
FT Made
Season: 5 vs. S. Carolina St., 2016-17
Career: 6 vs. Connecticut, 2015-16; at Duke, 2014-15
FT Attempted
Season: 7 vs. Eastern Michigan, 2016-17
Career: 13 vs. Connecticut, 2015-16
Rebounds
Season: 12 vs. S. Carolina St., 2016-17
Career: 20 at Duke, 2015-16
Off. Rebounds
Season: 8 at Boston College, 2016-17
Career: 12 at Duke, 2015-16
Def. Rebounds
Season: 7 vs. S. Carolina St., 2016-17
Career: 11 vs. Miami, 2014-15
Assists
Season: 2 vs. S. Carolina St., vs. Eastern Michigan, vs. Cornell, 2016-17
Career: 5 at North Carolina, 2014-15
Steals
Season: 1 vs. Colgate, vs. Holy Cross, at Wisconsin, vs. North Florida, at Boston College, 2016-17
Career: 3 at Wake Forest 2015-16, vs. Dayton (NCAA); at North Carolina, 2014-15
Blocks
Season: 2 vs. Monmouth, vs. Cornell, 2016-17
Career: 3 vs. Wisconsin, at Pittsburgh, 2015-16; vs. Boston College, 2014-15
Minutes
Season: 26 vs. Holy Cross, 2016-17
Career: 44 vs. Wake Forest, 2014-15

Roberson's Career Statistics

Year	TOTAL				3-PTS		REBOUNDS																
	G	GS	FG	FGA	Pct	3FG	3FGA	Pct	FT	FTA	Pct	O	D	Tot	Avg	PF	FO	A	TO	Blk	Stl	Pts	Avg
2013-14	20	1	14	47	.298	0	5	.000	15	22	.682	14	24	38	1.9	17	1	5	7	4	4	43	2.2
2014-15	28	19	93	209	.445	0	3	.000	45	70	.643	79	124	203	7.3	58	1	45	32	18	25	231	8.3
2015-16	37	37	133	253	.526	0	1	.000	60	104	.577	150	163	313	8.5	84	3	50	57	24	28	326	8.8
2016-17	14	6	34	71	.479	0	0	.000	19	31	.613	28	42	70	5.0	24	0	10	12	9	5	87	6.2
Totals	99	63	274	580	.472	0	9	.000	139	227	.612	271	353	624	6.3	182	5	110	108	55	62	687	6.9



- Over the last six SU games, Thompson has averaged 14.0 points and 5.3 rebounds.
- He contributed 14 points and three rebounds in his first career start at Boston College.
- Thompson had a career-high 22 points and a team-leading seven rebounds off the bench against Boston University. He converted 10-of-13 from the field.
- Thompson scored in double-digits in three straight wins -- against Holy Cross, Monmouth and South Carolina State.
- The freshman led the team in rebounds with seven in the season opener vs. Colgate.
- Thompson was the MVP of the 2016 Jordan Brand Regional Classic last spring.

2016-17 Thompson Game-by-Game

Opponent	MP	FG	3PT	FT	REB	F	A	T	B	S	TP
COLGATE	18	1-4	0-0	1-2	7	2	1	1	0	0	3
vs. HOLY CROSS	18	5-7	0-0	0-0	2	1	0	0	0	0	10
vs. MONMOUTH	13	5-6	0-0	2-3	2	0	0	1	0	2	12
vs. S. CAROLINA ST.	24	6-7	0-0	2-2	4	2	1	1	4	0	12
vs. South Carolina	13	1-6	0-1	2-2	2	4	0	2	0	0	4
at Wisconsin	16	1-4	0-0	2-2	4	2	0	1	1	1	4
NORTH FLORIDA	8	0-2	0-1	0-0	1	2	0	1	1	0	0
vs. Connecticut	4	1-2	0-0	1-2	0	0	0	0	0	0	3
BOSTON UNIVERSITY	19	10-13	1-2	1-2	7	0	0	1	2	0	22
GEORGETOWN	27	2-8	0-2	5-7	4	4	1	3	2	1	9
EASTERN MICHIGAN	20	5-6	1-1	0-2	7	3	5	2	3	2	11
ST. JOHN'S	19	4-6	0-1	2-2	4	5	0	2	0	0	10
CORNELL	22	9-15	0-0	0-0	7	0	2	2	2	0	18
at Boston College*	28	5-13	0-1	4-8	3	5	0	1	2	2	14
MIAMI											
PITTSBURGH											
at Virginia Tech											
BOSTON COLLEGE											
at North Carolina											
at Notre Dame											
WAKE FOREST											
FLORIDA STATE											
at North Carolina St.											
VIRGINIA											
at Clemson											
at Pittsburgh											
LOUISVILLE											
at Georgia Tech											
DUKE											
at Louisville											
GEORGIA TECH											

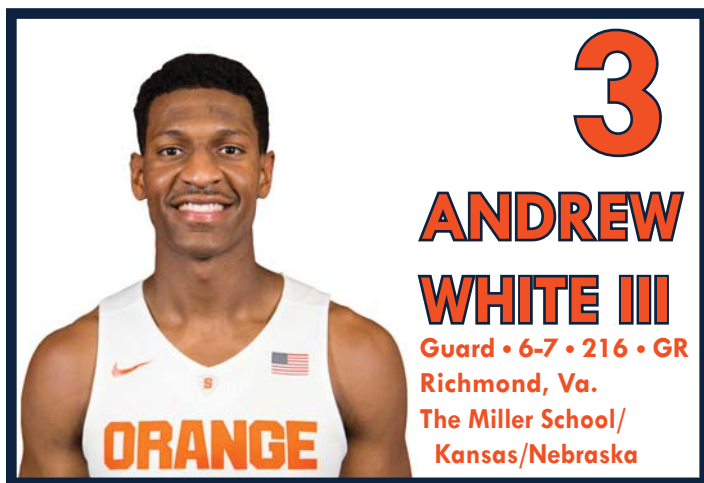
*indicates start

Thompson Season and Career Highs

Points	Season and Career: 22 vs. Boston U., 2016-17
FG Made	Season and Career: 10 vs. Boston U., 2016-17
FG Attempted	Season and Career: 15 vs. Cornell, 2016-17
3-Point FGM	Season and Career: 1 vs. Boston U., vs. Eastern Michigan, 2016-17
3-Point FGA	Season and Career: 2 vs. Boston U., vs. Georgetown, 2016-17
FT Made	Season and Career: 5 vs. Georgetown, 2016-17
FT Attempted	Season and Career: 8 at Boston College, 2016-17
Rebounds	Season and Career: 7 vs. Colgate, vs. Boston U., vs. Eastern Michigan, vs. Cornell, 2016-17
Off. Rebounds	Season and Career: 4 vs. Boston U., 2016-17
Def. Rebounds	Season and Career: 7 vs. Eastern Michigan, 2016-17
Assists	Season and Career: 5 vs. Eastern Michigan, 2016-17
Steals	Season and Career: 2 vs. Monmouth, vs. Eastern Michigan, at Boston College, 2016-17
Blocks	Season and Career: 4 vs. S. Carolina St., 2016-17
Minutes	Season and Career: 28 at Boston College, 2016-17

Thompson's Career Statistics

Year	G	GS	TOTAL			3-PTS			REBOUNDS			PF	FO	A	TO	Blk	Stl	Pts	Avg				
			FG	FGA	Pct	3FG	3FGA	Pct	FT	FTA	Pct									O	D	Tot	Avg
2016-17	14	1	54	99	.545	2	9	.222	22	34	.647	16	38	54	3.9	30	2	10	18	17	8	132	9.4



3

**ANDREW
WHITE III**

Guard • 6-7 • 216 • GR
Richmond, Va.
The Miller School/
Kansas/Nebraska

- White III owns a squad-best 15.3 scoring average.
- White III leads the Orange in 3-point baskets (43).
- He averages 33.3 minutes played per game, the top mark on the team.
- The graduate transfer has scored in double-digits in 13-of-14 games.
- He has at least one 3-pointer in 12-of-14 Syracuse outings this season.
- His season-high 26 points against North Florida included seven 3-pointers.

2016-17 White Game-by-Game

Opponent	MP	FG	3PT	FT	REB	F	A	T	B	S	TP
COLGATE*	29	7-12	2-7	1-2	5	1	1	1	0	1	17
vs. HOLY CROSS*	25	5-12	5-10	4-4	3	0	3	0	0	1	19
vs. MONMOUTH*	36	6-15	3-9	3-4	6	1	4	3	0	2	18
vs. S. CAROLINA ST.*	21	5-10	3-7	2-4	3	2	2	1	1	0	15
vs. South Carolina*	34	3-9	1-5	3-4	3	2	0	1	0	1	10
at Wisconsin*	38	5-15	4-9	0-0	5	2	0	2	1	2	14
NORTH FLORIDA*	38	9-15	7-13	1-2	4	1	2	2	0	2	26
vs. Connecticut*	37	4-15	3-11	3-4	2	2	1	0	0	2	14
BOSTON UNIVERSITY*	31	5-11	5-9	4-4	2	3	2	1	0	4	19
GEORGETOWN*	40	3-11	2-8	4-7	4	3	1	0	0	2	12
EASTERN MICHIGAN*	30	5-10	4-8	0-0	3	0	0	1	0	3	14
ST. JOHN'S*	37	1-5	0-2	0-1	7	3	2	4	0	0	2
CORNELL*	32	3-10	0-5	6-7	6	1	2	1	1	1	12
at Boston College*	38	7-15	4-7	4-4	6	2	1	3	1	1	22
MIAMI											
PITTSBURGH											
at Virginia Tech											
BOSTON COLLEGE											
at North Carolina											
at Notre Dame											
WAKE FOREST											
FLORIDA STATE											
at North Carolina St.											
VIRGINIA											
at Clemson											
at Pittsburgh											
LOUISVILLE											
at Georgia Tech											
DUKE											
at Louisville											
GEORGIA TECH											

*indicates start

White Career Highs

Points
Season: 26 vs. North Florida, 2016-17
Career: 35 vs. Penn State, 2015-16
FG Made
Season: 9 vs. North Florida, 2016-17
Career: 11 at Creighton, at Rutgers, vs. Penn State, 2015-16
FG Attempted
Season: 15 vs. Monmouth, at Wisconsin, vs. North Florida, vs. Connecticut, at Boston College, 2016-17
Career: 21 at Creighton, 2015-16
3-Point FGM
Season: 7 vs. North Florida, 2016-17
Career: 7 vs. North Florida, 2016-17
3-Point FGA
Season: 13 vs. North Florida, 2016-17
Career: 13 vs. North Florida, 2016-17
FT Made
Season: 6 vs. Cornell, 2016-17
Career: 14 vs. Miami, 2015-16
FT Attempted
Season: 7 vs. Georgetown, vs. Cornell, 2016-17
Career: 16 vs. Miami, 2015-16
Rebounds
Season: 7 vs. St. John's, 2016-17
Career: 13 at Illinois, 2015-16
Off. Rebounds
Season: 3 vs. St. John's, at Boston College, 2016-17
Career: 4 vs. Abilene Christian, 2015-16
Def. Rebounds
Season: 5 vs. Monmouth, 2016-17
Career: 11 at Illinois, 2015-16
Assists
Season: 4 vs. Monmouth, 2016-17
Career: 5 at Michigan State, vs. Rutgers, 2015-16
Steals
Season: 4 vs. Boston U., 2016-17
Career: 4 vs. Abilene Christian, 2015-16, vs. Boston U., 2016-17
Blocks
Season: 1 vs. S. Carolina St., at Wisconsin, vs. Cornell, at Boston College, 2016-17
Career: 2 vs. Miss. Valley State, Cincinnati, 2015-16; vs. Iona, 2013-14; vs. Richmond, 2012-13
Minutes
Season: 40 vs. Georgetown, 2016-17
Career: 40 vs. Georgetown, 2016-17

White's Career Statistics

2012-14 Kansas; 2015-16 Nebraska; 2016-17 Syracuse

Year	G	GS	TOTAL			3-PTS			REBOUNDS			PF	FO	A	TO	Blk	Stl	Pts	Avg				
			FG	FGA	Pct	3FG	3FGA	Pct	FT	FTA	Pct									O	D	Tot	Avg
2012-13	25	0	18	54	.333	10	36	.278	10	16	.625	7	22	29	1.2	20	0	1	11	2	0	56	2.2
2013-14	19	0	15	34	.441	8	24	.320	6	12	.500	4	18	22	1.2	10	0	4	7	5	3	44	2.3
2014-15																							
2015-16	34	34	195	405	.481	87	211	.412	86	111	.775	40	159	199	5.9	89	3	20	54	11	39	563	16.6
2016-17	14	14	68	165	.412	43	110	.391	35	47	.745	15	44	59	4.2	25	0	21	20	4	22	214	15.3
Totals	92	48	296	658	.450	148	381	.388	137	186	.737	66	243	309	3.4	144	3	46	92	22	64	877	9.5

2016-17 Record Breakdown

Record	Overall	ACC	ACCT
SU overall	8-6	0-1	
SU at home	8-2		
SU on the road	0-2	0-1	
SU at neutral sites	0-2		
SU in overtime			
After a loss	4-1		
SU scores first	5-3		
Opponent scores first	3-3	0-1	

Halftime	Overall	ACC	ACCT
SU led at the half	8-1		
SU trailed at the half	0-4	0-1	
Tied at the half	0-1		

Rebounding	Overall	ACC	ACCT
SU outrebounded Opp.	6-3	0-1	
SU was outrebounded	2-2		
Rebounds were equal	0-1		
SU 36-or-more rebounds	7-3	0-1	
SU 35-or-less rebounds	1-3		
SU 21-or-more def. rebounds	8-5	0-1	
SU 20-or-less def. rebounds	0-1		
SU 11-or-more off. rebounds	6-4	0-1	
SU 10-or-less off. rebounds	2-2		

Field Goal Percentage	Overall	ACC	ACCT
SU shot 50-60% FG	5-0		
SU shot 40-50% FG	3-1		
SU shot 30-40% FG	0-4	0-1	
SU shot 20-30% FG	0-1		
Opp. shot 50-60% FG	0-2	0-1	
Opp. shot 40-50% FG	1-3		
Opp. shot 30-40% FG	5-1		
Opp. shot 20-30% FG	2-0		
SU outshot Opp. FG%	8-0		
Opp. outshot SU FG%	0-6	0-1	

Free Throw Percentage	Overall	ACC	ACCT
SU outshot Opp. FT%	4-3		
Opp. outshot SU FT%	4-2		
FT% was equal			
SU shot more FT	6-1		
Opp. shot more FT	2-3		
Free throws shot were equal	0-1		

Scoring	Overall	ACC	ACCT
SU scored 100-109 pts.	2-0		
SU scored 90-99 pts.	2-0		
SU scored 80-89 pts.	2-1	0-1	
SU scored 70-79 pts.	2-1		
SU scored 60-69 pts.	0-2		
SU scored 50-59 pts.	0-2		
Opp scored 90-99 pts.	0-2	0-1	
Opp. scored 80-89 pts.			
Opp. scored 70-79 pts.	2-2		
Opp. scored 60-69 pts.	0-1		
Opp. scored 50-59 pts.	5-1		
Opp. scored 40-49 pts.	1-0		

By Starting Lineup	Overall	ACC	ACCT
Battle, Howard, Thompson Lydon, White	0-1	0-1	
Battle, Howard, Coleman Lydon, White	3-1		
Gillon, Howard, Coleman Lydon, White	1-2		
Howard, White, Coleman Lydon, Roberson	4-2		

Turnovers	Overall	ACC	ACCT
SU 10-or-less turnovers	4-2	0-1	
SU 11-20 turnovers	4-4		
SU 21-or-more turnovers			
Opp. 10-or-less turnovers	1-1		
Opp. 11-20 turnovers	7-5	0-1	
Opp 21-or-more turnovers			

SU Players' Scoring	Overall	ACC	ACCT
Eight in double digits	1-0		
Six in double digits	1-0		
Five in double digits	1-0		
Four in double digits	4-1	0-1	
Three in double digits	0-4		
Two in double digits	1-1		
One in double digits			
Two with 20-or-more points	1-0		
One with 20-or-more points	2-2	0-1	
One with 30-or-more points			

By Month	Overall	ACC	ACCT
November	4-2		
December	4-3		
January	0-1	0-1	
February			
March			
April			

By Day	Overall	ACC	ACCT
Monday	1-1		
Tuesday	3-1		
Wednesday	0-1		
Thursday			
Friday	2-0		
Saturday	2-2		
Sunday	0-1	0-1	

By Live Television	Overall	ACC	ACCT
CBS			
ESPN	0-2		
ESPN2	0-1		
ESPNU	1-1	0-1	
ESPN3	0-1		
RSN	1-1		
ACCN			
ACCN Extra	5-0		
Raycom	1-0		

By Conference	Overall
American (Connecticut)	0-1
ACC (at Boston College)	0-1
Atlantic Sun (North Florida)	1-0
BIG EAST (Georgetown, St. John's)	0-2
Big Ten (at Wisconsin)	0-1
Ivy League (Cornell)	1-0
Mid-American (Eastern Michigan)	1-1
MAAC (Monmouth)	1-0
MEAC (South Carolina State)	1-0
Patriot League (Colgate, Holy Cross, Boston U.)	3-0
SEC (vs. South Carolina)	0-1

By Uniform	Overall	ACC	ACCT
White	8-3		
(throwback white, 0-1)			
Orange	0-3	0-1	

Games Decided By . . .	Overall	ACC	ACCT
0-5 points	0-1		
6-10 points	1-1		
11-15 points	0-2	0-1	
16 or more points	7-2		

Team Highs and Lows

Syracuse Highs

Points	105	Eastern Michigan
Points – First Half	52	Eastern Michigan
Points – Second Half	55	South Carolina State
Field Goals Made	37	South Carolina State
	37	Eastern Michigan
Field Goal Attempts	68	South Carolina State
	68	at Boston College
Field Goal %	.587 (37-63)	Eastern Michigan
3-Point FG Made	15	Eastern Michigan
3-Point FG Attempts	32	Boston U.
3-Point FG %	.542 (13-24)	South Carolina State
	.542 (13-24)	North Florida
Free Throws Made	23	at Boston College
Free Throw Attempts	32	Boston U.
Free Throw %	.923 (12-13)	at Wisconsin
Offensive Rebounds	21	St. John's
Defensive Rebounds	39	South Carolina State
Rebounds	54	South Carolina State
Assists	34	Eastern Michigan
Steals	15	Eastern Michigan
Blocked Shots	11	South Carolina State
Turnovers	17	vs. South Carolina
	17	Eastern Michigan
Fouls	24	St. John's

Opponent Highs

Points	96	at Boston College
Points – 1st Half	44	at Boston College
Points – 2nd Half	54	St. John's
Field Goals Made	36	at Boston College
Field Goal Attempts	70	South Carolina State
Field Goal %	.571 (36-63)	St. John's
3-Point FG Made	16	Boston U.
	16	at Boston College
3-Point FG Attempts	41	Boston U.
3-Point FG %	.615 (16-26)	at Boston College
Free Throws Made	22	Georgetown
Free Throw Attempts	25	Georgetown
	25	St. John's
Free Throw %	.880 (22-25)	Georgetown
Offensive Rebounds	19	Colgate
Defensive Rebounds	32	vs. Connecticut
Rebounds	42	vs. Connecticut
	42	Boston U.
	42	St. John's
Assists	28	at Boston College
Steals	12	vs. South Carolina
Blocked Shots	6	St. John's
Turnovers	20	Eastern Michigan
Fouls	21	vs. South Carolina
	21	Boston U.

Syracuse Lows

Points	50	vs. South Carolina
	50	vs. Connecticut
Points – First Half	23	vs. Connecticut
Points – Second Half	21	at Wisconsin
Field Goals Made	14	vs. South Carolina
	14	vs. Connecticut
Field Goal Attempts	44	vs. South Carolina
Field Goal %	.259 (14-54)	vs. Connecticut
3-Point FG Made	4	St. John's
3-Point FG Attempts	15	vs. South Carolina
3-Point FG %	.167 (4-24)	St. John's
Free Throws Made	8	Colgate
Free Throw Attempts	13	Holy Cross
	13	at Wisconsin
Free Throw %	.421 (8-19)	Colgate
Offensive Rebounds	7	at Wisconsin
Defensive Rebounds	18	at Wisconsin
	18	Georgetown
Rebounds	25	at Wisconsin
Assists	9	vs. South Carolina
	9	at Wisconsin
	9	vs. Connecticut
Steals	3	St. John's
Blocked Shots	2	vs. South Carolina
	2	St. John's
Turnovers	9	Holy Cross
	9	Boston U.
Fouls	10	Boston U.

Opponent Lows

Points	46	Holy Cross
Points – 1st Half	21	vs. Connecticut
Points – 2nd Half	21	Monmouth
Field Goals Made	16	vs. Connecticut
Field Goal Attempts	51	vs. South Carolina
	51	vs. Connecticut
Field Goal %	.271 (19-70)	South Carolina State
3-Point FG Made	4	Monmouth
	4	vs. South Carolina
3-Point FG Attempts	13	South Carolina
3-Point FG %	.138 (4-29)	Monmouth
Free Throws Made	2	Cornell
Free Throw Attempts	4	Cornell
Free Throw %	.375 (3-8)	Holy Cross
Offensive Rebounds	6	Cornell
Defensive Rebounds	11	Holy Cross
Rebounds	27	Holy Cross
Assists	10	Holy Cross
Steals	4	Colgate
	4	at Wisconsin
	4	Boston U.
	4	Cornell
	4	at Boston College
Blocked Shots	0	North Florida
	0	Boston U.
Turnovers	9	St. John's
Fouls	17	St. John's

Syracuse Individual Highs

Games Played:

14 – Battle, Gillon, Howard, Lydon, Roberson, Thompson, White III

Games Started:

14 – Coleman, Howard, Lydon, White III

Points in a Half:

20 – Lydon, Georgetown

Game Points:

29 – Lydon, Georgetown

Minutes Played:

40 – Lydon, vs. Connecticut, White III, Georgetown

Game FG Attempted:

15 – White (5), Monmouth, at Wisconsin, North Florida, vs.

Connecticut, at Boston College; Thompson (1), Cornell

Game FG Made:

12 – Lydon, Georgetown

Game FG Percentage (min. 8 made)

.923 (12-13) -- Lydon, Georgetown

Game FT Attempted:

9 – Howard, North Florida; Lydon at Boston College

Game FT Made:

8 – Lydon, at Boston College

Game FT Percentage (min. 6 made):

.889 (8-9) -- Lydon at Boston College

Game 3 pt. FG Attempted:

13 – White III, North Florida

Game 3 pt. FG Made:

7 – White III, North Florida

Game 3 pt. FG Percentage (min. 3 made)

1.000 (3-3) – Howard, Colgate

Game Rebounds:

16 – Coleman, vs. Connecticut

Game Assists:

13 – Howard, North Florida

Game Steals:

5 – Gillon, Eastern Michigan

Blocked Shots:

4 – Lydon, Monmouth; Chukwu, South Carolina State; Thompson,

South Carolina State

Turnovers

6 – Lydon vs. South Carolina; Howard, Georgetown

Game Fouls:

5 – Thompson (2), St. John's, at Boston College

Led SU in Scoring:

White III (7), Lydon (4), Battle (1), Gillon (1), Roberson (1)

Double-Figure Scoring Games:

White III (13), Lydon (9), Thompson (8), Gillon (7), Coleman (5), Howard (5), Roberson (5), Battle (3)

20-29-point Games:

Lydon (2), White III (2), Gillon (1), Thompson (1)

30-39-point Games:

Scored First:

White III (5), Coleman (3), Howard (2), Roberson (2), Battle (1), Lydon (1)

Led SU in Rebounding:

Lydon (8^{3 shared}), Coleman (4^{2 shared}), Roberson (3^{1 shared}), Thompson (1), White (1^{1 shared})

Double-Figure Rebounding Games:

Lydon (4), Coleman (2), Roberson (2)

Double-Doubles:

Lydon (4), Howard (3), Coleman (2), Roberson (2)

Led SU in Assists:

Howard (8^{1 shared}), Gillon (5^{1 shared}), Battle (1)

Double-Figure Assist Games:

Howard (3)

Largest Lead:

50, (98-48), South Carolina State

Largest Margin of Victory:

48, (105-57), Eastern Michigan

Largest Margin of Defeat:

33, (60-93) St. John's

Largest Deficit:

37, (54-91), St. John's

Deficit Overcome in a Win:

6, (2-8), Cornell

Largest Lead in a Loss:

11, (37-26), vs. Connecticut

Largest Halftime Lead:

28 (52-24), Eastern Michigan

Largest Halftime Deficit:

11 (26-37) vs. South Carolina

11 (33-44) at Boston College

Game-by-Game Statistics

Opponent	Score	TOTAL		3-PTS		REBOUNDS		PF	A	TO	Blk	Stl		
		FG-FGA	Pct	3FG-FGA	Pct	FT-FTA	Pct						Off-Def	Tot
Syracuse	W, 83-55	34-62	.548	7-20	.350	8-19	.421	13-33	46	20	23	11	5	10
Colgate		18-64	.281	6-37	.162	13-21	.619	19-21	40	22	17	14	1	4
Syracuse	W, 90-46	33-57	.579	13-25	.520	11-13	.846	15-24	39	11	22	9	6	9
Holy Cross		17-55	.309	9-32	.281	3-8	.375	16-11	27	16	10	13	1	6
Syracuse	W, 71-50	25-59	.424	8-23	.348	13-18	.722	14-32	46	16	15	16	10	10
Monmouth		20-64	.313	4-29	.138	6-9	.667	14-22	36	20	12	15	3	6
Syracuse	W, 101-59	37-68	.544	13-24	.542	14-21	.667	15-39	54	16	25	10	11	5
South Carolina State		19-70	.271	5-27	.185	16-22	.727	14-18	32	18	12	10	3	8
Syracuse	L, 50-64	14-44	.318	6-15	.400	16-26	.615	9-21	30	19	9	17	2	6
vs. South Carolina		23-51	.451	4-13	.308	14-19	.737	10-27	37	21	13	15	1	12
Syracuse	L, 60-77	21-55	.382	6-23	.261	12-13	.923	7-18	25	18	9	10	3	9
at Wisconsin		29-59	.492	11-23	.478	8-16	.500	14-26	40	14	21	12	1	4
Syracuse	W, 77-71	25-52	.481	13-24	.542	14-24	.583	9-24	33	13	20	12	3	10
North Florida		25-63	.397	11-39	.282	10-16	.625	17-24	41	18	12	14	0	5
Syracuse	L, 50-52	14-54	.259	6-26	.231	16-24	.667	13-29	42	18	9	12	3	6
vs. Connecticut		16-51	.314	7-25	.280	13-23	.565	10-32	42	17	13	13	5	7
Syracuse	W, 99-77	33-64	.516	14-32	.438	19-28	.679	9-29	38	10	24	9	8	13
Boston University		25-69	.362	16-41	.390	11-16	.688	17-25	42	21	20	18	0	4
Syracuse	L, 71-78	25-57	.439	7-20	.350	14-25	.560	12-18	30	23	10	13	3	10
Georgetown		25-53	.472	6-14	.429	22-25	.880	12-29	41	20	16	19	5	6
Syracuse	W, 105-57	37-63	.587	15-28	.536	16-25	.640	11-34	45	14	34	17	8	15
Eastern Michigan		23-66	.348	5-26	.192	6-12	.500	13-20	33	20	11	20	1	9
Syracuse	L, 60-93	22-67	.328	4-24	.167	12-21	.571	21-25	46	24	14	19	2	3
St. John's		34-64	.531	12-29	.414	13-25	.520	11-31	42	17	27	9	6	8
Syracuse	W, 80-56	29-64	.453	9-23	.391	13-17	.765	12-29	41	10	21	10	7	10
Cornell		24-57	.421	6-24	.250	2-4	.500	6-26	32	16	16	15	1	4
Syracuse	L, 81-96	26-68	.382	6-20	.300	23-30	.767	20-21	41	17	12	10	6	8
at Boston College		36-63	.571	16-26	.615	8-17	.471	11-25	36	20	28	13	4	4
Syracuse	Miami													
Syracuse	Pittsburgh													
Syracuse	at Virginia Tech													
Syracuse	Boston College													
Syracuse	at North Carolina													
Syracuse	at Notre Dame													
Syracuse	Wake Forest													
Syracuse	Florida State													
Syracuse	at NC State													
Syracuse	Virginia													
Syracuse	at Clemson													
Syracuse	at Pittsburgh													
Syracuse	Louisville													
Syracuse	at Georgia Tech													
Syracuse	Duke													
Syracuse	at Louisville													
Syracuse	Georgia Tech													
SYRACUSE TOTALS		375-834	.450	127-327	.388	201-305	.659	180-376	556	229-2	247	175	77	124
OPPONENT TOTALS		334-849	.393	118-385	.306	145-233	.622	184-338	522	260-4	228	200	32	87

The Last Time That

Syracuse Individual

Scored 40 or more points:	Gerry McNamara, 43 vs. BYU (NCAA), 3/18/04
Scored 30 or more points:	Michael Gbinije, 34, NC State, 2/27/16
Scored 30 or more points (overtime):	Rakeem Christmas, 35, Wake Forest, 1/3/15
Made 15 FGs:	Lawrence Moten, 15 at Villanova, 2/14/95
Made 9 3PT FGs:	Trevor Cooney, 9, Notre Dame, 1/30/12
Made 8 3PT FGs:	Michael Gbinije, 8, NC State, 2/27/16
Made 7 3PT FGs:	Andrew White III, 7, N. Florida, 12/3/16
Made 17+ FTs:	Hakim Warrick, 18 vs. Rhode Island, 11/30/03
Made 15+ FTs:	Jonny Flynn, 16 vs. Conn. (BET), 3/12/09
Made 10+ FTs:	Rakeem Christmas, 10 at North Carolina, 1/26/15
Made 10+ FTs (overtime):	Jerami Grant, 10 vs. Duke, 2/1/14
Had 30+ rebounds:	Frank Reddout, 34 vs. Temple, 2/9/52
Had 25+ rebounds:	Dave Bing, 25 vs. Cornell, 2/8/66
Had 20+ rebounds:	Tyler Roberson, 20 at Duke, 1/18/16
Had 15+ rebounds:	DaJuan Coleman, 16 vs. Connecticut, 12/5/16
Had 15+ rebounds (overtime)	Tyler Roberson, 15, Virginia Tech, 2/2/16 (OT)
Had 15+ assists:	Michael Carter-Williams, 16, Monmouth, 12/8/12
Had 10+ assists:	Frank Howard, 11, Eastern Michigan, 12/19/16
Had 10+ assists (overtime)	Kaleb Joseph, 12/20/14 at Villanova
Had 8+ blocks:	Fab Melo, 10 vs. Seton Hall, 12/28/11
Had 5+ blocks:	Tyler Lydon, 5 vs. Virginia (NCAA), 3/27/16
Had 5+ blocks (overtime):	Rakeem Christmas, 6, Duke, 2/1/14
Had 10 steals:	Todd Borgan vs. Colgate, 12/30/97
Had 8+ steals:	DeShaun Williams, 9 vs. Boston College, 3/3/02
Had 6+ steals:	Trevor Cooney (6), St. Bona, 11/17/15
Had 5+ steals:	John Gillon (5), E. Michigan, 12/19/16
Played 60+ minutes:	Jonny Flynn (67), Eric Devendorf, (61) vs. Connecticut (BET), 3/12/09
Played 50+ minutes:	Paul Harris (56), Andy Rautins (50) vs. Connecticut (BET), 3/12/09
Played 40+ minutes:	Trevor Cooney (45), Va. Tech, 2/2/16
Played 40 minutes (40 minute game):	Andrew White III, Georgetown, 12/17/16
Three players had a double-double	Tyler Lydon (14-10 reb.), Tyler Roberson (13-12 reb.), Frank Howard (10-11 assists) S. Carolina St., 11/22/16
Three players had a double-double (pts-rebs):	Donte Greene (19-13), Arinze Onuaku (17-14), Kristof Ongenaet (10-11 at Seton Hall, 3/5/08
Two players had a double-double	Tyler Lydon (17 pts.-12 rebs.), Tyler Roberson (11 pts.-10 rebs.) at Boston College, 1/1/17
Had a double-double (pts-rebs):	Tyler Lydon (17-12), Tyler Roberson (11-10) at Boston College, 1/1/17
Had a double-double OT (pts-rebs):	Michael Gbinije (17-11), Wake Forest, 1/13/15
Had a double-double (pts-assists):	Frank Howard (10-11), E. Michigan, 12/19/16
Had a double-double OT (pts-assists):	Kaleb Joseph (10-10) at Villanova, 12/20/14
Had a double-double (pts-blocks):	Fab Melo, (12-10) vs. Seton Hall, 12/28/11
Had a triple-double:	Allen Griffin, (14-11-10) vs. Pittsburgh, 2/27/01

Syracuse Team

Won in overtime:	68-60, Virginia Tech, 2/2/16
Lost in overtime:	74-73, Clemson, 1/5/16
Played two overtimes:	127-117 vs. Connecticut (BET), 3/12/09
Played three overtimes:	127-117 vs. Connecticut (BET), 3/12/09
Played six overtimes:	127-117 vs. Connecticut (BET), 3/12/09
Scored 100 points:	105, E. Michigan, 12/19/16
Scored 90 points:	91, Duke (OT), 2/1/14
Scored less than 40 points:	39 at Georgetown, 3/9/13
Scored 53+ in a half:	53, E. Michigan (2nd), 12/19/16
Gave up 100 points:	117, vs. Connecticut (BET), 3/12/09
Gave up 90 points (regulation)	96 at Boston College, 1/1/17
Gave up less than 50 points:	46, Holy Cross, 11/15/16
Gave up less than 40 points:	37, Loyola, 11/25/14
Shot over 60% FG:	.620 (31-50), Florida State, 2/11/16
Shot under 32% FG:	.259 (14-54) vs. Connecticut, 12/5/16
Held opponent under 32% FG:	.314 (16-51) vs. Connecticut, 12/6/16
Made 45+ FG:	47 vs. E. Tennessee State, 12/15/07
Made 15+ 3PT:	15, E. Michigan, 12/19/16
Made 12+ 3PT:	13, North Florida, 12/3/16
Did not make a 3PT:	Holy Cross, 11/28/14
Attempted 50 FT:	51 vs. Connecticut (BET), 3/12/09
Attempted 40 FT:	41 vs. California (NCAA), 3/23/13
Made 40 FT:	40 vs. Connecticut (BET), 3/12/09
Made 35 FT:	40 vs. Connecticut (BET), 3/12/09
Had 60+ rebounds:	63, Monmouth, 12/8/12
Had 50+ rebounds:	54, S. Carolina State, 11/22/16
Had 30+ assists:	34, E. Michigan, 12/19/16
Committed less than 10 turnovers:	9, vs. Holy Cross, 11/15/16
Committed 25+ turnovers:	26 vs. E. Tennessee State, 12/15/07
Forced 30-or-more turnovers:	32, Albany, 11/9/09
Had 20+ steals:	21, Albany, 11/9/09
Had 15+ blocked shots:	15, Seton Hall, 12/28/11
One player had 30 points:	34, Michael Gbinije, NC State, 2/27/16
Four players had 20 points:	vs. Connecticut (BET), 3/12/09: Jonny Flynn (34), Paul Harris (29), Eric Devendorf (22), Andy Rautins (20)
Three players had 20 points:	vs. Connecticut (BET), 3/12/09: Jonny Flynn (34), Paul Harris (29), Eric Devendorf (22), Andy Rautins (20)
Two players had 20 points:	Boston University, 12/10/16: John Gillon (23), Tyler Roberson (22)
Eight players had 10+ points	E. Michigan, 12/19/16; Tyus Battle (18), John Gillon (14), Andrew White (14), DaJuan Coleman (12), Tyler Lydon (12), Tyler Roberson (11), Frank Howard (10), Taurean Thompson (10)
Seven players had 10+ points	Monmouth, 12/8/12: Brandon Triche (18), M. Carter-Williams (15), Trevor Cooney (15), C.J. Fair (14), James Southerland (14), Rakeem Christmas (11), DaJuan Coleman (11)
Six players had 10+ points	S. Carolina State, 11/22/16: Andrew White III (15), John Gillon (14), Tyler Lydon (14), Tyler Roberson (13), Taurean Thompson (12), Frank Howard (10)
Three players had 10+ rebounds:	Monmouth, 12/8/12: DaJuan Coleman (14), C.J. Fair (10), Baye Moussa Keita (10) at Boston College, 1/1/17; Tyler Lydon (12), Tyler Roberson (10)
Two players had 10+ reb. OT:	Boston College, 2/19/14; Rakeem Christmas (11), C.J. Fair (11)

GAME 13

Syracuse 80
Cornell 56 **RSN**

Dec. 27 | Carrier Dome | Syracuse, N.Y.

Syracuse closed its non-conference portion of the 2016-17 regular-season slate with an 80-56 victory against in-state foe Cornell in the Carrier Dome.

"I thought we were more active tonight on defense. If you are not active in a zone you get picked apart and that's what has happened to us the last couple of games. Offensively, I thought we were a little better than we have been." - Jim Boeheim

Down three points 7:26 into the game, Syracuse (8-5) closed the first half on a 30-10 run and never looked back against Cornell (3-9). The Orange were 17-for-32 (53.1 percent) from the field in the opening frame.

For the second-straight contest and fourth time this season, Tyler Lydon paced the squad in scoring. Lydon finished with 20 points on the night. He native knocked down his first four attempts beyond the arc. He also pulled down 10 rebounds, good enough for his seventh double-double of his career.

Taurean Thompson added 18 points and matched his career high with seven boards. Tyus Battle notched 16 points, three shy of matching his personal best. John Gillon dished out a team-high seven assists, while not turning the ball over once.

The visiting Big Red converted their first three attempts from the field, storming out to an 8-2 advantage with 17:27 remaining in the first half. Behind 3-point field goals from Battle and Lydon, the Orange used a 10-2 run to take their first lead since the opening bucket.

Cornell came right back with five straight points to take a 15-12 edge with 12:34 left in the opening frame. Syracuse responded by outscoring its opposition by 20 points to close the period, highlighted by a monstrous put-back dunk from Tyler Roberson with 4:25 to go in the half.

The Orange would continue to assert themselves over the remainder of the game, with their lead growing to as much as 30 points in the final frame.

Visitor: Cornell (3-9)

PLAYER	FG-FGA	3G-3GA	FT-FTA	R	PF	TP	A	TO	B	S	MP
Morgan	f 4-10	2-8	0-0	2	2	10	1	1	0	0	32
Gettings	f 1-8	0-2	0-0	9	3	2	1	2	1	1	29
Fallas	c 1-4	1-4	0-0	3	0	3	2	1	0	0	25
Whiteside	g 6-9	1-2	0-0	2	1	13	6	2	0	0	30
Hatter	g 3-11	0-5	1-1	6	2	7	3	2	0	1	30
Smith	1-2	0-0	0-0	3	2	0	0	0	0	0	11
Fleming	0-0	0-0	0-0	1	0	0	1	0	0	0	3
Bethurst	2-4	1-2	0-0	2	1	5	0	2	0	0	15
Brown	1-1	1-1	0-0	2	1	3	1	1	0	1	3
Warren	3-6	0-0	1-2	3	3	7	0	0	0	0	14
Davis	2-2	0-0	0-0	1	0	4	0	0	0	0	2
Bayless	0-0	0-0	0-0	0	0	1	0	0	0	0	2
Gordon	0-0	0-0	0-1	0	0	0	2	0	1	4	4
TEAM				1		2					
Totals	24-57	6-24	2-4	32	16	56	16	15	1	4	200
Total FG%	1st Half: 10-29	34.5%	2nd Half: 14-28	50.0%	Game: 42.1%						
3-Pt. FG%	1st Half: 3-14	21.4%	2nd Half: 3-10	30.0%	Game: 25.0%						
F Throw%	1st Half: 2-3	66.7%	2nd Half: 0-0	0.0%	Game: 50.0%						
Deadball Rebounds:	0										

Home: Syracuse (8-5)

PLAYER	FG-FGA	3G-3GA	FT-FTA	R	PF	TP	A	TO	B	S	MP
White	f 3-10	0-5	6-7	6	1	12	2	1	1	1	32
Lydon	f 6-12	4-6	4-5	10	2	20	3	0	1	2	36
Coleman	c 1-2	0-0	0-0	1	2	0	3	0	1	9	9
Howard	g 1-4	0-1	0-0	2	2	3	1	1	2	21	21
Battle	g 5-11	4-7	2-2	3	1	16	1	1	0	3	32
Gillon	1-3	0-1	0-0	2	2	3	1	1	2	21	21
Sutton	0-0	0-0	0-1	1	0	0	1	0	0	0	1
Autry	1-2	1-2	0-0	0	0	3	0	0	0	0	2
Thompson	9-15	0-0	0-0	7	0	18	2	2	2	0	22
Roberson	2-4	0-0	1-2	7	1	5	2	0	2	0	20
Bellbey	0-0	0-0	0-0	0	0	0	0	0	0	0	2
Radner	0-1	0-1	0-0	0	0	1	0	0	0	0	2
Akintobi-Adeyeye	0-0	0-0	0-0	0	0	0	1	0	0	0	2
TEAM				1		7	10	7	10	200	
TOTALS	29-64	9-23	13-17	41	10	80	21	10	7	4	200
Total FG%	1st Half: 29-64	53.1%	2nd Half: 12-32	37.5%	Game: 45.3%						
3-Pt. FG%	1st Half: 5-10	50.0%	2nd Half: 4-13	30.8%	Game: 39.1%						
F Throw%	1st Half: 3-5	60.0%	2nd Half: 10-12	83.3%	Game: 76.5%						
Deadball Rebounds:	1										

Officials: Tim Nestor, Jeffrey Anderson, Nathan Farrell
Technical fouls: Syracuse-none, Cornell-none.
Attendance: 20,557

Score by Periods	1st	2nd	Total
Cornell	25	31	56
Syracuse	42	38	80

GAME 14

Boston College 96
Syracuse 81 **ESPN U**

Jan. 1 | Conte Forum | Chestnut Hill, Mass.

Sophomore Tyler Lydon recorded his second consecutive double-double to lead Syracuse in a 96-81 loss at Boston College in the ACC opener for both teams in Chestnut Hill.

"If you give guys open shots in college basketball, they are going to make them. Boston College is a very good shooting team. We knew that coming in. We just didn't do a good job of finding where the shooters were and they made shots." - Jim Boeheim

Lydon recorded 17 points and 12 rebounds, while Tyler Roberson also had a double-double with 11 points and 10 rebounds. Andrew White III led the Orange with 22 points, and Taurean Thompson tallied 14 points in his first career start.

Boston College (8-6, 1-0) jumped out to an early lead, scoring the first five points of the game. The Orange fought back and tied the score at 10-10, but the Eagles' leading scorers Jerome Robinson and Ky Bowman helped Boston College build a 10-point lead, 32-22, with 5:18 remaining in the half.

A three-point play by Thompson cut the deficit to eight, 34-26, but the Eagles used a 10-3 scoring to run to take its largest lead of the half, 44-29, with 1:16 on the clock. Tyus Battle halted the run with his first field goal and John Gillon converted a layup with nine seconds on the clock to cut Boston College's advantage to 11, 44-33, at intermission.

A three-point play by Thompson at the 17:31 mark of the second half brought Syracuse (8-6, 0-1) within 10, 51-41, but that was close as the Orange would get. The Eagles shot 62.1 percent (18-for-29) from the field and 71.4 percent (10-for-14) from 3-point range in the second half as it led by as many as 22 on its way to its first ACC win since March 2015.

Syracuse out-rebounded Boston College, 41-36, and held a 27-15 advantage in second-chance points. The Eagles were 16-for-26 (61.5 percent) from 3-point range. Robinson and Bowman led the outside shooting effort as they were a combined 10-for-12 from behind the arc and finished the game with 22 and 30 points, respectively.

Visitor: Syracuse (8-6, 0-1 ACC)

PLAYER	FG-FGA	3G-3GA	FT-FTA	R	PF	TP	A	TO	B	S	MP
Thompson	f 5-13	0-1	4-8	3	5	14	0	1	2	2	28
Lydon	f 4-10	1-3	8-9	12	4	17	0	0	3	2	39
Howard	g 1-6	0-2	1-2	3	2	3	3	3	0	1	17
White	g 7-15	4-7	4-4	6	2	22	1	3	1	1	38
Battle	g 3-6	1-3	0-0	4	0	7	4	1	0	0	26
Gillon	2-10	0-4	3-4	0	2	7	3	1	0	1	26
Autry	0-0	0-0	0-0	0	0	0	0	0	0	0	1
Roberson	4-7	0-0	3-3	310	2	11	1	1	0	1	22
Bellbey	0-0	0-0	0-0	0	0	0	0	0	0	0	1
Akintobi-Adeyeye	0-1	0-0	0-0	0	0	0	0	0	0	0	1
Featherston	0-0	0-0	0-0	0	0	0	0	0	0	0	1
TEAM				3							
Totals	26-68	6-20	23-30	41	17	81	12	10	6	8	200
Total FG%	1st Half: 13-34	38.2%	2nd Half: 13-34	38.2%	Game: 38.2%						
3-Pt. FG%	1st Half: 4-7	57.1%	2nd Half: 2-13	15.4%	Game: 30.0%						
F Throw%	1st Half: 3-4	75.0%	2nd Half: 20-26	76.9%	Game: 76.7%						
Deadball Rebounds:	4										

Home: Boston College (8-6, 1-0 ACC)

PLAYER	FG-FGA	3G-3GA	FT-FTA	R	PF	TP	A	TO	B	S	MP
Tava	f 2-3	0-0	5-7	10	3	9	7	3	1	0	37
Turner	f 6-9	4-7	0-1	2	2	16	6	0	0	1	34
Jeffers	f 1-5	0-0	0-0	5	1	2	0	2	1	1	16
Bowman	g 11-17	7-8	1-2	5	4	30	9	3	0	0	34
Robinson	g 9-12	3-4	1-3	1	4	22	4	3	1	1	35
Owens	0-1	0-1	0-0	0	0	0	0	0	0	0	1
Meznies	0-0	0-0	0-0	0	0	0	0	0	0	0	1
Reyes	0-0	0-0	0-0	0	0	0	0	0	0	0	1
Ghebremichael	0-0	0-0	0-0	0	0	0	0	0	0	0	1
Gehan	0-0	0-0	0-0	0	0	0	0	0	0	0	1
Popovic	5-10	0-1	1-4	6	4	11	2	0	0	1	25
Chatman	2-6	2-5	0-0	2	2	6	0	1	0	0	14
Akintobi-Adeyeye	0-0	0-0	0-0	0	0	0	0	1	0	0	2
TEAM				5		1					
TOTALS	36-63	16-26	8-17	36	20	96	28	13	4	4	200
Total FG%	1st Half: 18-34	52.9%	2nd Half: 18-29	62.1%	Game: 57.1%						
3-Pt. FG%	1st Half: 6-12	50.0%	2nd Half: 10-14	71.4%	Game: 61.5%						
F Throw%	1st Half: 2-2	100.0%	2nd Half: 6-15	40.0%	Game: 47.1%						
Deadball Rebounds:	1										

Officials: Bill Covington, Jr., Brian Dorsey, Michael Roberts
Technical fouls: Syracuse-none, Boston College-none.
Attendance: 7,726

Score by Periods	1st	2nd	Total
Syracuse	33	48	81
Boston College	44	52	96



2016-17 Syracuse (8-6)
Syracuse Combined Team Statistics (as of Jan 01, 2017)
All games



Overall record: 8-6 Conf: 0-1 Home: 8-2 Away: 0-2 Neutral: 0-2

#	Player	gp-gs	min	avg	Total		3-Point		F-Throw		Rebounds				pf	dq	a	to	blk	stl	pts	avg
					fg-fga	fg%	3fg-fga	3fg%	ft-fa	ft%	off	def	tot	avg								
03	Andrew White III	14-14	466	33.3	68-165	.412	43-110	.391	35-47	.745	15	44	59	4.2	25	0	21	20	4	22	214	15.3
20	Tyler Lydon	14-14	446	31.9	60-129	.465	24-55	.436	39-52	.750	29	83	112	8.0	29	0	26	19	15	14	183	13.1
12	Taurean Thompson	14-1	249	17.8	54-99	.545	2-9	.222	22-34	.647	16	38	54	3.9	30	2	10	18	17	8	132	9.4
04	John Gillon	14-3	330	23.6	41-98	.418	18-46	.391	24-33	.727	7	18	25	1.8	15	0	59	17	0	23	124	8.9
25	Tyus Battle	14-5	330	23.6	36-85	.424	25-58	.431	20-25	.800	2	23	25	1.8	24	0	24	16	3	14	117	8.4
32	DaJuan Coleman	13-13	226	17.4	36-67	.537	0-1	.000	18-31	.581	28	46	74	5.7	31	0	3	20	9	5	90	6.9
01	Frank Howard	14-14	320	22.9	30-84	.357	11-33	.333	24-41	.585	11	24	35	2.5	32	0	84	33	4	28	95	6.8
21	Tyler Roberson	14-6	250	17.9	34-71	.479	0-0	.000	19-31	.613	28	42	70	5.0	24	0	10	12	9	5	87	6.2
13	Paschal Chukwu	7-0	108	15.4	6-9	.667	0-0	.000	0-9	.000	11	18	29	4.1	15	0	2	10	14	3	12	1.7
35	Ray Featherston	3-0	4	1.3	1-1	1.000	1-1	1.000	0-0	.000	0	0	0	0.0	0	0	0	0	0	0	3	1.0
11	Adrian Autry	9-0	13	1.4	3-7	.429	2-6	.333	0-0	.000	0	0	0	0.0	1	0	0	0	0	1	8	0.9
34	D. Akintobi-Adeyeye	10-0	15	1.5	4-8	.500	0-0	.000	0-1	.000	1	2	3	0.3	3	0	0	2	2	1	8	0.8
54	Ky Feldman	7-0	11	1.6	1-4	.250	1-4	.250	0-0	.000	1	1	2	0.3	0	0	2	0	0	0	3	0.4
24	Shaun Belbey	9-0	14	1.6	1-3	.333	0-1	.000	0-0	.000	0	0	0	0.0	0	0	2	1	0	0	2	0.2
05	Mike Sutton	5-0	9	1.8	0-1	.000	0-1	.000	0-1	.000	1	2	3	0.6	0	0	2	1	0	0	0	0.0
33	Jonathan Radner	4-0	6	1.5	0-3	.000	0-2	.000	0-0	.000	0	2	2	0.5	0	0	2	1	0	0	0	0.0
14	Evan Dourdas	3-0	3	1.0	0-0	.000	0-0	.000	0-0	.000	0	0	0	0.0	0	0	0	1	0	0	0	0.0
Team											30	33	63				4					
Total.....		14	2800		375-834	.450	127-327	.388	201-305	.659	180	376	556	39.7	229	2	247	175	77	124	1078	77.0
Opponents.....		14	2800		334-849	.393	118-385	.306	145-233	.622	184	338	522	37.3	260	4	228	200	32	87	931	66.5

TEAM STATISTICS	SU	OPP	Date	Opponent	Score	Att.
SCORING	1078	931	11/11/16	COLGATE	w 83-55	23844
Points per game	77.0	66.5	! 11/15/16	HOLY CROSS	w 90-46	21405
Scoring margin	+10.5	-	! 11/18/16	MONMOUTH	w 71-50	22636
FIELD GOALS-ATT	375-834	334-849	! 11/22/16	SOUTH CAROLINA STATE	w 101-59	17073
Field goal pct	.450	.393	! 11/26/16	vs South Carolina	L 50-64	8733
3 POINT FG-ATT	127-327	118-385	@ 11/29/16	at Wisconsin	L 60-77	17287
3-point FG pct	.388	.306	12/3/16	NORTH FLORIDA	w 77-71	22372
3-pt FG made per game	9.1	8.4	12/5/16	vs Connecticut	L 50-52	15347
FREE THROWS-ATT	201-305	145-233	12/10/16	BOSTON U	w 99-77	22878
Free throw pct	.659	.622	12/17/16	GEORGETOWN	L 71-78	25131
F-Throws made per game	14.4	10.4	12/19/16	EASTERN MICHIGAN	w 105-57	16778
REBOUNDS	556	522	12/21/16	ST. JOHN'S	L 60-93	18363
Rebounds per game	39.7	37.3	12/27/16	CORNELL	w 80-56	20557
Rebounding margin	+2.4	-	* 1/1/17	at Boston College	L 81-96	7226
ASSISTS	247	228				
Assists per game	17.6	16.3				
TURNOVERS	175	200				
Turnovers per game	12.5	14.3				
Turnover margin	+1.8	-				
Assist/turnover ratio	1.4	1.1				
STEALS	124	87				
Steals per game	8.9	6.2				
BLOCKS	77	32				
Blocks per game	5.5	2.3				
ATTENDANCE	211037	48593				
Home games-Avg/Game	10-21104	2-12256				
Neutral site-Avg/Game	-	2-12040				

Score by Periods	1st	2nd	Totals
Syracuse	537	541	1078
Opponents	436	495	931

* = ACC game
! = Brooklyn Holiday Hoops Invitational
@ = ACC/Big Ten Challenge