

## 2011 University of Miami Volleyball Match Notes

### Week 12 — Duke, Wake Forest (Atlantic Coast Conference matches)

Volleyball Contact: Bryan J. Harvey 305.284.3249 (office) • 305.301.9826 (cell) • bharvey@miami.edu (e-mail)

Social Media: hurricanesports.com • twitter.com/hurricanesports • facebook.com/miamihurricanes

#### 2011 SCHEDULE AND RESULTS (21-3, 12-3 ACC)

##### AUGUST

21	Alumni Match ( <i>exhibition</i> )	W, 5-0	25-11, 25-10, 25-9, 25-20, 15-7
<i>Tiger Classic</i>			
26	vs. Jacksonville State	W, 3-0	25-19, 25-18, 25-14
27	vs. Louisiana-Lafayette	W, 3-0	25-19, 25-21, 25-16
27	at LSU	W, 3-2	27-25, 13-25, 16-25, 25-22, 15-8

##### SEPTEMBER

<i>Pepperdine Asics Classic</i>			
2	vs. UC Santa Barbara	W, 3-0	25-19, 25-23, 25-22
3	vs. Georgia	W, 3-0	25-19, 25-13, 27-25
3	at Pepperdine	W, 3-1	18-25, 25-23, 25-21, 25-23
<i>Hurricane Invitational</i>			
8	Florida A&M	W, 3-0	25-13, 25-18, 25-14
9	Auburn	W, 3-0	25-14, 25-22, 25-16
10	#18 Oklahoma	W, 3-1	17-25, 25-17, 26-24, 25-19
14	at Florida State*	L, 0-3	23-25, 21-25, 18-25
23	at Virginia Tech*	W, 3-0	25-23, 25-20, 25-20
25	at Virginia*	W, 3-0	25-20, 25-14, 25-22
30	Wake Forest*	W, 3-0	25-18, 25-16, 25-23

##### OCTOBER

2	Duke*	W, 3-0	25-22, 26-24, 25-20
7	at NC State*	W, 3-2	25-16, 19-25, 23-25, 27-25, 15-12
9	at North Carolina*	L, 2-3	29-31, 23-25, 25-19, 27-25, 11-15
14	Clemson*	W, 3-0	25-13, 25-22, 25-22
16	Georgia Tech*	L, 1-3	25-11, 22-25, 20-25, 21-25
21	at Boston College*	W, 3-1	26-24, 25-16, 16-25, 25-15
23	at Maryland*	W, 3-1	25-20, 22-25, 25-13, 25-23
28	Virginia*	W, 3-0	25-18, 25-18, 25-16
30	Virginia Tech*	W, 3-0	25-23, 25-16, 25-19

##### NOVEMBER

4	North Carolina*	W, 3-1	25-21, 25-21, 25-27, 25-20
6	NC State*	W, 3-0	27-25, 25-19, 25-20
10	at Duke*		7 p.m.
12	at Wake Forest*		5 p.m.
18	at Georgia Tech*		7 p.m.
19	at Clemson*		6 p.m.
26	Florida State*		5 p.m.

##### DECEMBER

2	NCAA First Round
3	NCAA Second Round
9	NCAA Regional Semifinals
10	NCAA Regional Championship
15	NCAA National Semifinals
17	NCAA National Championship

Matches in **BOLD** are Home Competitions in James L. Knight Sports Complex  
All times are EASTERN

**Match #25:** Miami at Duke (Thurs., Nov. 10 – 7 p.m.)

**Where:** Durham, N.C. (Cameron Indoor Stadium)

**Live Stats & Video:** Live stats and video available at GoDuke.com

**Match #26:** Miami at Wake Forest (Sat., Nov. 12 – 5 p.m.)

**Where:** Winston-Salem, N.C. (Reynolds Gymnasium)

**Live Stats & Video:** Live stats and video available at WakeForestSports.com



#### Hurricane Warnings

◆ With a win against North Carolina on Friday, Nov. 4, the University of Miami captured its third 20-win season in the past four years, including the second consecutive. Overall, this marks the fifth 20-win campaign in school history...

◆ Redshirt senior setter Katie Gallagher was named this week's ACC Co-Player of the Week after helping UMiami to wins over UNC and NC State, respectively...

◆ Since 2008, the Miami Hurricanes are 44-11 at home inside the James L. Knight Sports Complex, including a 12-1 record in 2008 and a 10-1 mark this season...

#### MIAMI PROBABLE STARTERS

No.	Name	Yr.	Pos.	Ht.	kpg	pct.	dps	bps	pps
1	Alex Johnson	Soph.	RS	6-0	2.71	.235	3.08	0.62	3.26
2	Lane Carico	Sr.	OH	5-11	3.59	.272	4.21	0.32	4.04
3	Taylor Hollins	Soph.	OH	5-9	0.55	.106	2.55	0.01	0.66
9	Katie Gallagher	R-Sr.	S	5-11	1.07	11.37 <sup>A</sup>	2.54	0.38	1.38
10	Ryan Shaffer	Soph.	DS	5-7	0.01	.100	4.42	0.00	0.27
16	Emani Sims	R-Fr.	MB	5-11	1.87	.329	0.20	0.85	2.35
21	Ali Becker	Sr.	MB	6-1	3.02	.398	0.50	0.89	3.55

<sup>A</sup> - assists per set

#### 2011 UNIVERSITY OF MIAMI HURRICANES ROSTER

No.	Name	Pos.	Ht.	Yr.-Exp.	Hometown/High School
1	Alex Johnson	RS	6-0	Soph.-1L	Tallahassee, Fla./Leon
2	Lane Carico	OH	5-11	Sr.-3L	Manhattan Beach, Calif./Mira Costa
3	Taylor Hollins	OH	5-9	Soph.-1L	Long Beach, Calif./Lakewood
4	Alexis Mourning	MB	6-1	Fr.-HS	Arlington, Texas/Martin
5	Eryn Croft	OH	5-8	Fr.-HS	Gainesville, Fla./Gainesville
6	Julia Giampaolo	DS	5-7	Soph.-1L	Torrington, Conn./Torrington
7	Maribel Schofield	DS	5-5	Soph.-1L	Ijamsville, Md./Urbana
9	Katie Gallagher	S	5-11	R-Sr.-3L	Winter Park, Fla./Lake Highland
10	Ryan Shaffer	DS	5-7	Soph.-1L	San Jose, Calif./Archbishop Mitty
11	Blair Fuentes	S/H	6-0	Fr.-HS	Ridgewood, N.J./Ridgewood
12	Lizzie Hale	DS	6-0	Jr.-2L	Menlo Park, Calif./Menlo
16	Emani Sims	MB	5-11	R-Fr.-HS	Glenview, Ill./Glenbrook South
17	Christine Williamson	OH	5-11	R-Sr.-3L	Tampa, Fla./Plant
21	Ali Becker	MB	6-1	Sr.-3L	Katy, Texas/Cinco Ranch
23	Nrithya Sundararaman	S/H	5-10	Jr.-2L	Naperville, Ill./Naperville

**Head Coach** – Nicole Lantagne Welch (Maryland, 1994), 11th Season

**Asst. Coach** – Felix Hou (Shanghai Physical Education Institute, 1986), Fourth Season

**Asst. Coach** – Ashley Woods (University of Miami, 2008), First Season

**Volunteer Asst. Coach** – Erin Mitchem (College of the Ozarks, 2010), First Season

**Strength & Conditioning** – Andrew Klich (Connecticut, 2002), Second Season

**Student Assistant** – Ariell Cooke

**Head Athletic Trainer** – Scott McGonagle

**Graduate Assistant Trainer** – Nancy Melnyk

**2011 UNIVERSITY OF MIAMI NUMERICAL ROSTER**

No.	Name	Cl.	Pos.	Ht.	SP	Pct.	KPS	APS	DPS	BPS	Notes
1	Alex Johnson	Soph.	RS	6-0	84	.235	2.71	0.95	3.08	0.62	Owens five double-doubles this year
2	Lane Carico	Sr.	OH	5-11	82	.272	3.59	0.35	4.21	0.32	UMiami all-time leader in kills & points
3	Taylor Hollins	Soph.	OH	5-9	67	.106	0.55	0.30	2.55	0.01	Started the last nine matches
4	Alexis Mourning	Fr.	MB	6-1	18	.388	1.33	0.06	0.17	0.56	Season-high 12 kills at UNC
5	Eryn Croft	Fr.	OH	5-8			<i>Out with Injury</i>				Will miss the 2011 season following surgery
6	Julia Giampaolo	Soph.	DS	5-7	3	.000	0.00	0.00	0.33	0.00	Seen action in three matches this year
7	Mariel Schofield	Soph.	DS	5-5	44	.000	0.00	0.00	0.52	0.00	Serving specialist for the Hurricanes
9	Katie Gallagher	R-Sr.	S	5-11	81	.275	1.07	11.37	2.54	0.38	Leads the ACC in assists per set
10	Ryan Shaffer	Soph.	DS	5-7	84	.100	0.01	0.26	4.42	0.00	Career-high tying 32 digs at UNC
11	Blair Fuentes	Fr.	S/H	6-0	6	.000	0.33	0.50	0.00	0.00	Set all-time kills record in high school
12	Lizzie Hale	Jr.	DS	6-0	73	-.143	0.00	0.21	1.04	0.01	Season-high tying 13 digs at UNC
16	Emani Sims	R-Fr.	MB	5-11	79	.329	1.87	0.03	0.20	0.85	Second on the team in blocks
17	Christine Williamson	R-Sr.	OH	5-11	82	.195	2.12	0.02	0.79	0.43	Fourth on the team in kills
21	Ali Becker	Sr.	MB	6-1	84	.398	3.02	0.06	0.50	0.89	Ranks 11th nationally in hitting percentage
23	Nrithya Sundararaman	Jr.	S/H	5-10	12	.083	0.25	4.50	0.50	0.17	Fourth all-time at UMiami in assists

**Hurricanes Hit the Road for a Pair of Carolina Showdowns...**

The University of Miami volleyball team sets out for the Old North State for a pair of showdowns as the Hurricanes take on the Duke Blue Devils and Wake Forest Demon Deacons.

The Hurricanes take their six-match win streak on the road as they travel first to Duke for a Thursday match at 7 p.m., followed by a drive up I-40 to Winston-Salem to face Wake Forest on Saturday at 5 p.m.

This is a part of four consecutive road matches for the Canes.

**Scouting Duke...**

The Duke Blue Devils are 17-7 overall and hold an 11-4 record in the ACC as they bring a three-match win streak into Thursday night's match. Duke is led by three players with 200-plus kills on the year, including Sophia Dunworth with a team-leading 271 (3.01 k/s). Following her is Christiana Gray with 239 kills (2.75 k/s) and Amanda Robertson with 230 (2.53 k/s). Gray tops the team in blocks with 86 (0.99 b/s).

The defense uses Ali McCurdy with a team-leading 524 digs (5.76 d/s), also leading the ACC in that department.

Gray is ranked second in the ACC in hitting percentage as she totes a .395 clip into Thursday's match. Setter Kellie Catanach sets up the offense with 993 assists (11.03 a/s).

**Series against the Blue Devils...**

Duke leads the all-time series against Miami by a 10-4 count. However, the Hurricanes won this year's earlier meeting by a 3-0 decision in Coral Gables avenging a home loss from a season ago. The win this season broke a three-match losing skid against the Blue Devils for the Canes.

**Scouting Wake Forest...**

Wake Forest is 4-11 in league play while holding a record of 7-18 overall on the year. The Demon Deacons are sparked on offense by the play of outside hitter Kadija Fornah with a team-leading 325 kills (3.49 k/s) and Carlin Salmon with 235 kills (2.53 k/s).

Andrea Beck is also chipping in with 205 kills (3.42 k/s) while setter Danae Rosendall is fifth in the league with 909 assists (9.77 a/s).

The libero for the Demon Deacons is Dani Thompson as she leads the squad with 380 digs (4.18 d/s).

**Series against the Demon Deacons...**

Miami leads the all-time series against Wake Forest by a 9-4 count. The Hurricanes have won the last four meetings against the Demon Deacons, including a 3-0 sweep of the Deacs in Coral Gables in this year's previous meeting on Sept. 30.

**Gallagher Picks Up ACC Weekly Honors...**

Redshirt senior setter Katie Gallagher was named as this week's ACC Co-Player of the Week after helping UMiami to a pair of wins over UNC and NC State, respectively.

The conference leader in assists, Gallagher compiled 96 in the two-match stretch for a 13.71 average. In the win over North Carolina, she had 53 assists and had 43 against the Wolfpack. The Winter Park, Fla. native helped three players reach double-figure kills against the Tar Heels and four more against the Wolfpack. This marks her first award of the season and the second of her career.

Gallagher needs just 62 more assists to pass Jill Robinson (2002-05) on the Miami all-time list for career assists.

**Let's Make It 20...**

The win last Friday over the University of North Carolina was the 20th of the year for the Hurricanes, giving them 20 wins in each of the last two seasons. It also marked the third time in the last four years the Canes have achieved the feat and the fifth time overall in school history.

**Dig Pink a Success...**

The Hurricanes enjoyed their fourth consecutive year of success in helping raise money for the Susan G. Komen Foundation in support of Breast Cancer Awareness. This year, UMiami raised a considerable amount of money last weekend for its annual Dig Pink match against the University of Virginia on Friday, Oct. 28.

**Always Bet on Becker...**

Senior middle blocker Ali Becker has surged onto the scene this year for the Hurricanes. The Katy, Texas native leads the league in hitting percentage and ranks 11th nationally in that category as she hits at a .398 clip. Becker also has a team second-best 254 kills (3.00 k/s).

**Poll Position...**

The University of Miami is No. 26, respectively, this week in the AVCA Coaches Poll. In the

**Pronunciations**

(Lane) Carico	CARE-uh-COE
(Julia) Giampaolo	Gee-om-puh-LOW
(Mariel) Schofield	SKOW-field
(Ryan) Shaffer	Shah-fur
(Blair) Fuentes	Foo-when-tez
Emani (Sims)	EE-mahn-knee
Ali (Becker)	Alley
Nrithya Sundararaman	Nith-EE-uh Soon-dar-ar-Rahman
(Nicole) Lantagne (Welch)	Lan-TANE
(Felix) Hou	HOE

**AVCA Coaches Poll  
Top 25**

**Poll #11  
(Nov. 7)**

#	School (First Place Votes)	Record	Last
1.	UCLA (47)	22-3	1
2.	Nebraska (8)	20-2	2
3.	Stanford (1)	19-4	3
4.	Southern California (4)	20-4	4
5.	California	23-4	7
6.	Hawai'i	24-1	8
7.	Illinois	22-3	5
8.	Texas	16-4	9
9.	Penn State	18-6	6
10.	Purdue	22-3	11
11.	Washington	18-6	10
12.	Northern Iowa	25-1	12
13.	Iowa State	19-4	13
14.	Pepperdine	18-5	14
15.	Tennessee	22-3	16
16.	Minnesota	14-9	15
17.	<b>Florida State</b>	<b>21-4</b>	<b>18</b>
18.	Kentucky	22-4	19
19.	Florida	19-5	17
20.	Oregon	17-7	20
21.	San Diego	25-3	21
22.	Ohio State	17-10	22
23.	Colorado State	18-4	24
24.	Michigan	17-9	23
25.	Oklahoma	19-7	25

**Others Receiving Votes and appearing on two or more ballots: Miami (Fla.) 68;** Long Beach State 47; Western Kentucky 28; Michigan State 17; Kansas State 10; Texas A&M 10; Dayton 9; Tulsa 9; **Duke 7;** Arizona 6; Cincinnati 2; Northern Illinois 2

# Nicole Lantagne Welch

**Head Coach**  
**11th Year at Miami**  
**Maryland, 1994**  
**Record at Miami: 213-112**  
**Overall Record: Same**



Nicole Lantagne Welch is in her 11th season as head coach of the University of Miami volleyball program. Under her guidance since 2001, the team has posted winning records in eight of the last 10 seasons,

including ending the 2010 campaign ranked No. 26 in the RPI polls and No. 28 in the Pablo rankings.

Last season, Lantagne Welch helped guide the Canes to their second 20-win season in the last three years, and the second consecutive year in which UMiami advanced to the NCAA Tournament. Miami ended the season with a 23-9 overall mark (13-7 Atlantic Coast Conference) and finished third in the conference regular season standings. Along the way, the Hurricanes defeated NCAA Tournament participants Florida State, Middle Tennessee State, Georgia Southern, Wichita State and North Carolina.

At the end of the year, Lantagne Welch saw her first-ever AVCA All-American honored in the form of Lane Carico, collecting third team accolades following a record-breaking year. Carico became the first player in school history with 1,000 kills and 1,000 digs in a career, as well as leading the ACC in double-doubles – and later being the only player in the league to amass at least 400 kills and 400 digs on the campaign.

Carico and teammate Katie Gallagher each claimed AVCA All-East Region Team honors, while freshman libero Ryan Shaffer set a new school record for digs by a freshman (539 / 4.53 per set). As for Carico, she would also earn her



third consecutive All-ACC Team nod and All-East Region honor.

In 2009, Lantagne Welch helped the Hurricanes to their second NCAA Tournament appearance, competing in the Gainesville [Fla.] Regional. UM earned an at-large bid to the NCAA Tournament after holding the 33rd toughest schedule in the nation according to the end-of-year RPI rankings. Earlier in the season, Lantagne Welch guided the Hurricanes to the Hampton Inn & Suites Northern Colorado Classic championship.

She would add to her growing list of All-Atlantic Coast Conference student-athletes, as well as All-America honorable mention performers, seeing senior libero Cassie Loessberg and sophomore outside hitter Lane Carico named to both lists. Carico and Loessberg each collected AVCA All-America Honorable Mention selections, while both were tabbed to the AVCA All-East Region Team.

During the 2008 campaign, Lantagne Welch led the Hurricanes to a tie for third place in the Atlantic Coast Conference (ACC) standings, and the team's best regular season record since 2002. During the year, Lantagne Welch collected her 150th career victory when the Canes defeated NC State, 3-0, on November 21, 2008. It was just two seasons ago that she posted her 100th career victory in the 2006 season-opener for UM with a 3-2 win over Alabama.

The 2008 season was special for UM as the team posted a record of 26-6 overall (14-6 ACC), finishing just one match shy of tying for an ACC Championship. Not to be overlooked was Lantagne Welch leading the Canes to three in-season tournament titles, including a tournament title at NCAA Tournament participant University of San Francisco as part of the Asics/Coca-Cola Invitational in San Francisco, Calif.

For those achievements and more, Lantagne Welch was tabbed ACC Coach of the Year, as well as American Volleyball Coaches Association (AVCA) East Region Coach of the Year. It was her first ACC coaching honor, while being the second AVCA Regional honor, collecting the award in 2002 during Miami's historic run to the Round of 16 in the NCAA Tournament.

Under her guidance, Lantagne Welch would later see freshman Lane Carico named ACC Freshman of the Year, as well as AVCA East Region Freshman of the Year. Carico would go on to be named to the All-ACC Second Team, as well as teammates Angelica Ellis and Genny Mayhew. Carico would represent the first-ever ACC Freshman of the Year coached by Lantagne Welch, while Ellis and Mayhew would become the seventh and eighth players in school history to be named to the All-ACC Volleyball Team.

Overall, her career at UM is highlighted in part by four seasons with at least 20 wins (2003-04, '08, '10) and a trip to the "Sweet 16" in the Hurricanes' first-ever appearance at the NCAA Tournament in 2002. In her 10 years at the helm in Coral Gables, Lantagne Welch has averaged 19.2 wins per seasons with a career record of 192-109.

A native of Encinitas, Calif., Lantagne Welch grew up in a family where volleyball had been a

major part of their livelihood. Her parents, Joe and JoAnn, owned and operated a highly regarded volleyball scouting service that evaluated high school players, covering the regions of California, Nevada and Arizona. Lantagne Welch's sister, Jenelle Duvall, was an All-American at the University of Pittsburgh and served as an assistant coach at Northern Arizona and Northern Illinois. She also served as head coach at Metro State College of Denver.

Lantagne Welch played at the University of Maryland from 1990-1993. In her role as a four-year starting setter, she guided the Terrapins to their first-ever Atlantic Coast Conference Championship (ACC) title and an automatic berth to the NCAA Tournament in 1990. As a top collegiate setter, Lantagne Welch garnered First Team All-Atlantic Coast Conference honors in 1992 and '93, and earned Second Team All-ACC accolades in 1991. She would also be named AVCA National Player of the Week (Oct. 12, 1993) following an upset victory over Florida State.

Serving as a team captain through her final two seasons, Lantagne Welch finished her outstanding collegiate career as Maryland's all-time assists, digs and matches played leader. Throughout her career in College Park, Lantagne Welch accumulated various academic honors including ACC Honor Roll and district academic All-America as a senior. She graduated in 1994 with a Bachelor of Science degree in Business Marketing. For her accomplishments as a student-athlete, Lantagne Welch was named to the Atlantic Coast Conference 50th Anniversary Volleyball Team along with five other Terrapins from teams of the 1990s.

Lantagne Welch began her coaching career in 1994 as an assistant coach on the Maryland staff before becoming a graduate assistant coach at Ohio University in 1995. At Ohio, she developed training sessions for setters and assisted in the scouting of opponents and in the development of game plans.

Lantagne Welch arrived at Miami after serving as an assistant coach at Texas A&M. During her three seasons there, the Aggies finished ranked in the top 20 and qualified for the NCAA Tournament each season (1997-99). In 1999, Texas A&M advanced to the elite eight of the NCAA Tournament, compiling a 28-6 record and a No. 9 final ranking.

In 2002, she married Wesley Paul Welch of Denver City, Texas, in her hometown of Encinitas, Calif. On Dec. 7, 2004, the couple celebrated the birth of their daughter, Riley Jaye and on April 8, 2007, son Ayden Fletcher was born. Lantagne Welch and her family reside in Coral Gables.

- 2002 AVCA/Tachikara All-District I\*/Northeast Coach of the Year
- 2008 AVCA East Region Coach of the Year
- 2008 ACC Coach of the Year

## Lantagne Welch's Record at Miami

YEAR	OVERALL			ACC			FINISH
	W	L	PCT.	W	L	PCT.	
2001	17	7	.708	—	—	—	—
2002	27	6	.818	10	3	.769	t-2nd
2003	22	9	.710	9	3	.750	3rd
2004	17	9	.654	11	5	.688	2nd
2005	16	14	.533	11	11	.500	6th
2006	12	19	.387	9	13	.409	t-9th
2007	14	17	.452	8	14	.364	t-8th
2008	26	6	.813	14	6	.700	t-3rd
2009	18	13	.581	11	9	.550	t-5th
2010	23	9	.719	13	7	.650	3rd
2011	21	3	.875	12	3	.800	—
<b>TOTAL</b>	<b>213</b>	<b>112</b>	<b>.655</b>	<b>108</b>	<b>74</b>	<b>.593</b>	—

**Note:** Miami was independent from a conference during the 2001 campaign. UM competed in the BIG EAST Conference from 2002-2004. They started in the Atlantic Coast Conference during the 2005 season.

## Hurricanes VB Media Policy

### KNIGHT SPORTS COMPLEX

Press row for University of Miami volleyball matches is located on the north side of the court at the James L. Knight Sports Complex, in-between the team benches. The media entrance to the arena is from the southwest corner of the Complex, and the southwest entrance is also used for Will Call pick-up of credentials. Parking is located in either the lot for Alex Rodriguez Park, or Cobb Stadium directly adjacent to the Knight Sports Complex.

### MEDIA & PHOTO PASSES

Credentials for Hurricanes home matches are issued for working media only and must be requested through the sports media relations office at least 24 hours prior to the selected home event you wish to attend. Credentials are issued on a match-by-match basis and a formal request must be issued to the Miami Office of Athletic Communications. Only photographers on assignment from an accredited media agency will be issued credentials. Photographers are required to abide by the guidelines set forth by the NCAA on shooting limitations from the sidelines. Those not complying with the guidelines may be removed.

### MEDIA SERVICES

Pregame media supplements including notes, statistics, media guides and gameday programs will be available prior to the start of the first set. Between-set and final statistics, plus a running play-by-play and post match notes will be provided. Final statistics will be emailed and/or faxed via Miami's broadcast system following the conclusion of the match. In-game questions or concerns can be addressed on press row by Assistant Athletic Communications Director Bryan J. Harvey.

### WEBSITES

As a general rule, fan-based web sites containing at least one or more of the following: chat rooms, message boards, recruiting information, scouting reports and links to news sites, as well as other fan-based features shall not be issued credentials to Miami volleyball matches. Local and national organizations that maintain a news-based web site in connection with their regular newspaper or magazine, as well as radio or television broadcast, shall be issued credentials on a match-by-match basis. Live, real-time updates will not be permitted. Fan-based web sites wishing to discuss coverage and credential options should contact the Office of Athletic Communications at (305) 284-3244.

### INTERVIEWS

Following home games, Miami head coach Nicole Lantagne Welch will return to the court to handle any media questions, and players will also be available after a brief cooling-off period following the match's conclusion. Miami's locker will be closed at all times.

### TELEPHONES

Telephone lines at the Knight Sports Complex are limited to home radio and the visiting teams' "official" sports administrator/media relations contact. All media wishing to file stories should contact Bryan J. Harvey prior to the conclusion of the match in order to make arrangements to be escorted back to the Office of Sports Media Relations in order to work in a work-friendly environment. Any and all questions will be addressed in this designated area.

Ratings Percentage Index (RPI), UM is No. 22 this week and is second amongst ACC schools in this week's RPI, trailing only Florida State (No. 11).

### **Miami Says Farewell to Special Quartet...**

In its match against NC State on Sunday, Nov. 6, the University of Miami celebrated "Senior Day" for a special group of players that have undoubtedly been one of the best groups to ever play for the Orange and Green. The Hurricanes bid farewell to seniors Ali Becker, Lane Carico, Katie Gallagher and Christine Williamson—a group that has taken UM to consecutive NCAA Tournaments (2009-10) and looks to add another NCAA run to its belt in 2011.

Since 2008, the Hurricanes have a record of 88-31 (.739).

### **Gallagher Chasing the Mark...**

Redshirt senior setter Katie Gallagher is chasing the all-time mark for career assists, now in second place with a total of 4,876. She needs just 62 more to surpass Jill Robinson (2003-06) on the list. Gallagher is also chasing the school's all-time list for service aces, now in third place with 125. She needs just nine more to pass Cassie Loessberg (2006-09) for the all-time lead.

### **Carico Named Lowe's Senior CLASS Finalist...**

Lane Carico of the University of Miami has been selected as one of 10 finalists for this year's Lowe's Senior CLASS Award for volleyball. To be eligible for the award, a student-athlete must be classified as an NCAA Division I senior and have notable achievements in four areas of excellence – community, classroom, character and competition.

Carico, an outside hitter from Manhattan Beach, Calif., became Miami's all-time leader in kills during the second set of the Hurricanes' 3-0 win over Duke on Sunday, Oct. 2. The 2010 AVCA Third Team All-America player currently has 1,532 kills throughout her career. She also ranks second all-time in points (1,733), third in kills per set (3.75), third in digs (1,505), fourth in service aces (109) and eighth in sets played (409).

On the campaign, Carico has helped the Hurricanes to their first-ever regular season ranking with the Canes getting as high as No. 20 in Week Five. Carico is fourth in the Atlantic Coast Conference (ACC) in kills with 186 (3.44 per set), fifth in digs with 233 (4.31 per set) and fourth in points with 212.5 (3.94 per set). She's also second on the team with 15 service aces.

### **Carico Sets School Record for Kills...**

Senior outside hitter Lane Carico's fourth kill of the match versus Duke on October 2 allowed her to etch her name as the school's all-time leader in kills, surpassing Karla Johnson (2002-05) atop the list. Currently, Carico has 1,589 career kills.

### **Coaching Milestone Achieved...**

UMiami head coach Nicole Lantagne Welch collected her 200th career win following the Hurricanes 3-0 win over Auburn. Lantagne Welch is already the winningest coach in UM volleyball history, and has served as the only coach since the program was brought back in 2001.

## 2011 DOUBLE-DOUBLES

### **Alex Johnson (5)**

- 8/27 vs. La.-Lafayette (17 kills, 13 digs)
- 8/27 at LSU (14 kills, 17 digs)
- 9/3 at Pepperdine (21 kills, 14 digs)
- 10/14 vs. Clemson (10 kills, 12 digs)
- 10/23 at Maryland (11 kills, 13 digs)

### **Lane Carico (18)**

- 8/27 at LSU (11 kills, 17 digs)
- 9/3 vs. Georgia (10 kills, 15 digs)
- 9/3 at Pepperdine (13 kills, 20 digs)
- 9/9 vs. Auburn (11 kills, 20 digs)
- 9/10 vs. Oklahoma (19 kills, 16 digs)
- 9/23 at Virginia Tech (11 kills, 17 digs)
- 9/25 at Virginia (13 kills, 11 digs)
- 9/30 vs. Wake Forest (19 kills, 10 digs)
- 10/2 vs. Duke (14 kills, 12 digs)
- 10/7 at NC State (15 kills, 24 digs)
- 10/9 at North Carolina (22 kills, 23 digs)
- 10/14 vs. Clemson (11 kills, 10 digs)
- 10/21 at Boston College (12 kills, 17 digs)
- 10/23 at Maryland (20 kills, 26 digs)
- 10/28 vs. Virginia (11 kills, 14 digs)
- 10/30 vs. Virginia Tech (12 kills, 12 digs)
- 11/4 vs. North Carolina (17 kills, 12 digs)
- 11/6 vs. NC State (11 kills, 14 digs)

### **Katie Gallagher (5)**

- 9/3 at Pepperdine (51 assists, 14 digs)
- 9/10 vs. Oklahoma (48 assists, 16 digs)
- 10/9 at North Carolina (60 assists, 19 digs)
- 10/16 vs. Georgia Tech (37 assists, 14 digs)
- 10/23 at Maryland (49 assists, 19 digs)

### **Taylor Hollins (1)**

- 10/9 at North Carolina (13 kills, 19 digs)

### **Christine Williamson (1)**

- 8/27 at LSU (17 kills, 11 digs)

## WHAT RETURNED IN 2011

### What Returned From 2010: The Breakdown

Team Hitting Percentage: .245  
80% of kills (1,409 of 1,757)  
83% of attacks (3,933 of 4,724)  
94% of assists (1,529 of 1,634)  
92% of service aces (133 of 145)  
96% of digs (2,083 of 2,170)  
64% of block solos (35 of 55)  
73% of block assists (272 of 372)  
80% of points (1,713 of 2,143)

## Volleyball Magazine/Asics Poll Top 20

	<b>Poll #11 (Nov. 8)</b>		
<b>#</b>	<b>School (First Place Votes)</b>	<b>Record</b>	<b>Last</b>
1.	UCLA (9)	22-3	1
2.	Nebraska (1)	20-2	2
3.	Stanford	19-4	3
4.	Southern California	20-4	4
5.	California	23-4	7
6.	Texas	16-4	9
7.	Hawai'i	24-1	7
8.	Illinois	22-3	5
9.	Penn State	18-6	6
10.	Purdue	22-3	11
11.	Northern Iowa	25-1	12
12.	Washington	18-6	10
13.	Iowa State	19-4	13
14.	Pepperdine	18-5	15
15.	Tennessee	22-3	16
16.	Minnesota	14-9	14
17.	<b>Florida State</b>	<b>21-4</b>	<b>14</b>
18.	Florida	19-5	17
19.	Oregon	17-7	19
20.	Kentucky	22-4	20

## Atlantic Coast Conference

### 2011 ACC STANDINGS

School	ACC	Overall
Florida State	15-0	21-4
<b>Miami</b>	<b>12-3</b>	<b>21-3</b>
North Carolina	11-4	19-7
Duke	11-4	17-7
Clemson	10-5	18-8
Georgia Tech	8-7	15-11
Virginia Tech	6-9	13-13
NC State	5-10	17-11
Wake Forest	4-11	7-18
Maryland	3-12	9-18
Boston College	3-12	7-19
Virginia	2-13	8-17

### UPCOMING ACC SCHEDULE

#### Thursday, Nov. 10

Miami at Duke \_\_\_\_\_ 7 p.m.

#### Friday, Nov. 11

Georgia Tech at North Carolina \_\_\_\_\_ 5:15 p.m.

Boston College at Virginia \_\_\_\_\_ 7 p.m.

Florida State at Wake Forest \_\_\_\_\_ 7 p.m.

Maryland at Virginia Tech \_\_\_\_\_ 7 p.m.

Clemson at NC State \_\_\_\_\_ 7:30 p.m.

#### Saturday, Nov. 12

Miami at Wake Forest \_\_\_\_\_ 5 p.m.

Boston College at Virginia Tech \_\_\_\_\_ 6 p.m.

Clemson at North Carolina \_\_\_\_\_ 6 p.m.

#### Sunday, Nov. 13

Florida State at Duke \_\_\_\_\_ 1 p.m.

Georgia Tech at NC State \_\_\_\_\_ 1 p.m.

## 2011 HONOR ROLL

### LANE CARICO

- Preseason All-ACC Team
- Pepperdine Asics Classic MVP
- Pepperdine Asics Classic All-Tournament Team
- ACC Player of the Week (Sept. 5-11)
- Hurricane Invitational MVP
- Hurricane Invitational All-Tournament Team
- ACC Player of the Week (Sept. 12-18)
- School record for career kills (Oct. 2 vs. Duke)
- ACC Player of the Week (Oct. 3-9)

### KATIE GALLAGHER

- Preseason All-ACC Team
- Tiger Classic All-Tournament Team
- Pepperdine Asics Classic All-Tournament Team
- Hurricane Invitational All-Tournament Team
- ACC Co-Player of the Week (Nov. 7-13)

### ALEX JOHNSON

- Tiger Classic MVP
- Tiger Classic All-Tournament Team
- Pepperdine Asics Classic All-Tournament Team
- Hurricane Invitational All-Tournament Team

### RYAN SHAFFER

- Tiger Classic All-Tournament Team
- Pepperdine Asics Classic Defensive MVP
- Pepperdine Asics Classic All-Tournament Team

## 2011 ACC PRESEASON POLL

Rank	School	Votes
1.	Duke (9)	117
2.	Florida State (3)	110
3.	North Carolina	98
4.	<b>MIAMI</b>	<b>96</b>
5.	Georgia Tech	73
6.	Virginia Tech	72
7.	Clemson	64
8.	Maryland	47
9.	Virginia	45
10.	Wake Forest	36
11.	NC State	22
12.	Boston College	12

## ACC PLAYER OF THE WEEK

### August

8/28 Monique Mead (Jr., RS) \_\_\_\_\_ Georgia Tech

### September

9/5 Lane Carico (Sr., OH) \_\_\_\_\_ Miami

9/12 Lane Carico (Sr., OH) \_\_\_\_\_ Miami

9/19 Elise Walch (Soph., MB) \_\_\_\_\_ Florida State

9/26 Christiana Gray (Jr., MB) \_\_\_\_\_ Duke

### October

10/3 Lane Carico (Sr., OH) \_\_\_\_\_ Miami

10/11 Emily McGee (Jr., OH) \_\_\_\_\_ North Carolina

10/17 Sareea Freeman (Jr., MB) \_\_\_\_\_ Florida State

10/24 Ali McCurdy (Soph., LIB) \_\_\_\_\_ Duke

10/31 Sandra Adeleye (Jr., MH) \_\_\_\_\_ Clemson

### November

11/7 Katie Gallagher (R-Sr., S) \_\_\_\_\_ Miami

Monique Mead (Jr., RS) \_\_\_\_\_ Georgia Tech

## ACC FRESHMAN OF THE WEEK

### August

8/28 Jeme Obeime (OH) \_\_\_\_\_ Duke

### September

9/5 Ashleigh Crutcher (OH) \_\_\_\_\_ Maryland

9/12 Nicole Glass (OH) \_\_\_\_\_ NC State

9/19 Danae Rosendall (S) \_\_\_\_\_ Wake Forest

9/26 Adreene Elliott (MB) \_\_\_\_\_ Maryland

### October

10/3 Kellie Barnum (S) \_\_\_\_\_ Boston College

10/10 Nicole Glass (OH) \_\_\_\_\_ NC State

10/17 Courtney Castle (OH) \_\_\_\_\_ Boston College

10/24 Jeme Obeime (OH) \_\_\_\_\_ Duke

10/31 No player selected

### November

11/7 Danae Rosendall (S) \_\_\_\_\_ Wake Forest

## MIAMI BY THE NUMBERS

At home .....	10-1
Away .....	7-2
Neutral .....	4-0

In night matches .....	13-1
In day matches .....	8-2
At a tournament .....	9-0

In the Atlantic Coast Conference .....	12-3
ACC home record .....	7-1
ACC road record .....	5-2
ACC night record .....	7-1
ACC day record .....	5-2

Against ranked opponents .....	1-0
Top 5 opponents .....	0-0
Top 10 opponents .....	0-0
Against unranked opponents .....	20-3

Leading in kills .....	15-1
Trailing in kills .....	5-2
Tied in kills .....	1-0

Leading in blocks .....	13-0
Trailing in blocks .....	7-1
Tied in blocks .....	1-2

Leading in digs .....	16-1
Trailing in digs .....	5-2
Tied in digs .....	0-0

Leading in attack percentage .....	20-1
Trailing in attack percentage .....	1-2

Leading in service aces .....	14-0
Trailing in service aces .....	5-3
Tied in service aces .....	2-0

Hitting .400 or better .....	0-0
Hitting .350 to .399 .....	6-0
Hitting .300 to .349 .....	1-0
Hitting .250 to .299 .....	9-1
Hitting .200 to .249 .....	4-2
Hitting below .200 .....	1-0

Holding opponents below .100 .....	0-0
Holding opponents below .200 .....	13-0
Holding opponents below .250 .....	5-1
Holding opponents below .275 .....	2-0
Holding opponents below .300 .....	1-1
Opponent hitting .300 or better .....	0-1

In three games .....	14-1
In four games .....	5-1
In five games .....	2-1

When winning set one .....	19-1
When winning set two .....	18-0
When winning set three .....	17-1
When winning set four .....	7-1
When winning set five .....	2-0

When losing set one .....	2-2
When losing set two .....	3-3
When losing set three .....	4-2
When losing set four .....	0-1
When losing set five .....	0-1

When wearing white uniforms .....	6-1
When wearing orange uniforms .....	5-1
When wearing green uniforms .....	10-1

## Hurricanes Record vs. Conferences

Atlantic Coast .....	12-3
Big XII .....	1-0
Big West .....	1-0
Mid-Eastern Athletic .....	1-0
Ohio Valley .....	0-0
Southeastern .....	3-0
Sun Belt .....	2-0
West Coast .....	1-0

## MIAMI IN THE ACC RANKINGS

### ALL MATCHES

<b>Team:</b>		
Hitting Percentage	.271	1st
Opponent Hitting Percentage	.201	7th
Assists Per Set	13.74	2nd
Kills Per Set	14.90	1st
Blocks Per Set	2.03	9th
Aces Per Set	1.10	5th
Digs Per Set	18.86	1st

<b>Individual:</b>			
Hitting Percentage	Ali Becker	.398	1st
	Emani Sims	.329	10th
Kills Per Set	Lane Carico	3.59	4th
	Ali Becker	3.02	10th
Assists Per Set	Katie Gallagher	11.37	1st
Aces Per Set	Lane Carico	0.28	9th
Digs Per Set	Ryan Shaffer	4.42	6th
	Lane Carico	4.21	7th
Points Per Set	Lane Carico	4.04	4th

### CONFERENCE MATCHES

<b>Team:</b>		
Hitting Percentage	.270	1st
Opponent Hitting Percentage	.210	5th
Assists Per Set	14.23	1st
Kills Per Set	15.28	1st
Blocks Per Set	1.91	11th
Aces Per Set	1.00	7th
Digs Per Set	18.64	1st

<b>Individual:</b>			
Hitting Percentage	Ali Becker	.438	1st
	Emani Sims	.338	4th
Kills Per Set	Lane Carico	3.98	2nd
	Ali Becker	3.49	5th
Assists Per Set	Katie Gallagher	11.88	1st
Digs Per Set	Lane Carico	4.25	9th
Points Per Set	Lane Carico	4.31	3rd
	Ali Becker	4.00	6th

## SEASON HIGHS

### INDIVIDUAL

<b>Hitting Percentage:</b>	.583	Ali Becker at Boston College	Oct. 21
<b>Kills (3 sets):</b>	19	Lane Carico vs. Wake Forest	Sept. 30
<b>Kills (4 sets):</b>	21	Alex Johnson at Pepperdine	Sept. 3
<b>Kills (5 sets):</b>	22	Ali Becker at North Carolina	Oct. 9
	22	Lane Carico at North Carolina	Oct. 9
<b>Attempts (3 sets):</b>	39	Lane Carico vs. Wake Forest	Sept. 30
<b>Attempts (4 sets):</b>	59	Lane Carico vs. Oklahoma	Sept. 10
<b>Attempts (5 sets):</b>	63	Lane Carico at North Carolina	Oct. 9
<b>Assists (3 sets):</b>	43	Katie Gallagher vs. NC State	Nov. 6
<b>Assists (4 sets):</b>	53	Katie Gallagher vs. North Carolina	Nov. 4
<b>Assists (5 sets):</b>	60	Katie Gallagher at North Carolina	Oct. 9
<b>Digs (3 sets):</b>	19	Ryan Shaffer vs. Virginia	Oct. 28
	19	Ryan Shaffer vs. Auburn	Sept. 9
<b>Digs (4 sets):</b>	26	Lane Carico at Maryland	Oct. 23
	26	Ryan Shaffer at Pepperdine	Sept. 3
<b>Digs (5 sets):</b>	32	Ryan Shaffer at North Carolina	Oct. 9
<b>Service Aces:</b>	6	Ryan Shaffer vs. Florida A&M	Sept. 8
<b>Total Blocks:</b>	9	Emani Sims at LSU	Aug. 27

### TEAM

<b>Hitting Percentage:</b>	.387	at Virginia	Sept. 25
<b>Kills (3 sets):</b>	55	vs. Virginia Tech	Oct. 30
<b>Kills (4 sets):</b>	65	at Maryland	Oct. 23
<b>Kills (5 sets):</b>	84	at North Carolina	Oct. 9
<b>Attempts (3 sets):</b>	136	vs. Duke	Sept. 30
<b>Attempts (4 sets):</b>	186	at Pepperdine	Sept. 3
<b>Attempts (5 sets):</b>	237	at North Carolina	Oct. 9
<b>Assists (3 sets):</b>	50	vs. NC State	Nov. 6
	50	vs. Virginia Tech	Oct. 30
<b>Assists (4 sets):</b>	61	at Maryland	Oct. 23
<b>Assists (5 sets):</b>	74	at North Carolina	Oct. 9
<b>Digs (3 sets):</b>	65	vs. Virginia	Oct. 28
<b>Digs (4 sets):</b>	96	at Pepperdine	Sept. 3
<b>Digs (5 sets):</b>	129	at North Carolina	Oct. 9
<b>Service Aces:</b>	9	vs. Florida A&M	Sept. 8
<b>Total Blocks:</b>	14.5	at NC State	Oct. 7

## AVCA Player of the Week

**August**  
8/29 Molly Kreklow (Soph., S) \_\_\_\_\_ Missouri

**September**  
9/6 Rachel Vukson (Sr., S) \_\_\_\_\_ UCF  
9/12 Jordyn Skinner (Jr., OH) \_\_\_\_\_ Western Kentucky  
9/19 Kelly Murphy (Sr., S/H) \_\_\_\_\_ Florida  
9/27 Kelly Reeves (Soph., OH) \_\_\_\_\_ UCLA

**October**  
10/4 Kristy Jaeckel (Sr., OH) \_\_\_\_\_ Florida  
10/11 Kelsey Robinson (Soph., OH) \_\_\_\_\_ Tennessee  
10/18 Karissa Cook (Jr., S) \_\_\_\_\_ Stanford  
10/25 Lauren Plum (Soph., S) \_\_\_\_\_ Oregon

**November**  
11/1 Ariel Turner (Jr., OH) \_\_\_\_\_ Purdue  
11/8 Saitaua Iosia (Fr., OH) \_\_\_\_\_ Md.-Eastern Shore

## CVU.com Player of the Week

**August**  
8/30 Lena Oliver (Soph., LIB) \_\_\_\_\_ Western Michigan

**September**  
9/6 Rachel Vukson (Sr., S) \_\_\_\_\_ UCF  
9/12 Jordyn Skinner (Jr., OH) \_\_\_\_\_ Western Kentucky  
9/19 Kaitlynn Pelger (Soph., MB) \_\_\_\_\_ Kansas State  
9/27 Hannah Veith (Sr., MB) \_\_\_\_\_ Robert Morris

**October**  
10/4 Cayla Fielder (Sr., MB) \_\_\_\_\_ Arkansas State  
10/11 McKenzie Adams (Soph., MB) \_\_\_\_\_ UTSA  
10/18 Jennifer Keddy (Jr., MB) \_\_\_\_\_ Cal Poly  
10/25 Juliana Crum (Soph., OH) \_\_\_\_\_ American

**November**  
11/1 Tiffany Baker (Fr., OH) \_\_\_\_\_ Tennessee  
11/8 Kara Koch (Jr., OH) \_\_\_\_\_ Cleveland State

### Miami on the National Stage...

In a pair of nationally televised games this year, UM went 1-1 against Florida State and Virginia Tech, respectively. The Canes dropped a tough decision at FSU on ESPNU, while bouncing back to sweep Virginia Tech last weekend on Fox Sports at home in Coral Gables.

### Lane Carico Earns Third ACC Weekly Honor...

For the third time this year, Lane Carico picked up ACC Player of the Week honors after a stellar performance against Wake Forest (Sept. 30) and Duke (Oct. 2).

Carico helped Miami extend its winning streak to four matches and its home court winning streak to 10 straight as she registered 5.50 kills per set and 3.67 digs per set in wins over Wake Forest and Duke, respectively. The native of Manhattan Beach, Calif. hit .389 over the weekend and put down a team-high 33 kills against just five errors on 72 swings for the Canes.

She helped Miami sweep Duke and break a three-match losing skid to the Blue Devils, recording the first win over Duke since a 3-0 decision in 2008. Additionally, Carico became the school's all-time leader in kills with 1,495, surpassing Karla Johnson for the top honor. In both matches on the weekend, Carico picked up double-doubles to extend her streak to four and increase her total to nine on the year.

### Miami Takes Hurricane Invitational Title...

With wins against FAMU, Auburn and nationally ranked Oklahoma, the Hurricanes collected their second consecutive Hurricane Invite title inside the James L. Knight Sports Complex. Overall, the Canes have won four of the last five Hurricane Invitational titles. The win over No. 18 Oklahoma was the first win for the Hurricanes over a ranked team since Dec. 7, 2002 when they defeated No. 15 Wisconsin in the Madison [Wis.] Regional of the NCAA Tournament.

### Carico Repeats as ACC Player of the Week...

University of Miami senior outside hitter Lane Carico was once again selected as ACC Player of the Week (Sept. 12-18). This marked the second straight week Carico picked up conference player of the week accolades.

The Manhattan Beach, Calif. native compiled 30 kills on a .258 hitting percentage for 3.75 kills per set and had 32 digs in eight sets. She also had five blocks and four service aces. Carico came up huge in the win over No. 18 Oklahoma with 19 kills and 16 digs to help pull off the come-from-behind upset. It was the first victory over a ranked opponent for the Hurricanes since December 7, 2002, when Miami beat No. 15 Wisconsin in the NCAA Tournament.

### Carico, Gallagher, Johnson All-Tournament...

Lane Carico, Katie Gallagher and Alex Johnson were all named to the Hurricane Invitational All-Tournament Team after helping

## 2011 Match-by-Match Starting Lineups

Date	Opponent	W/L	Score	Setter	Outside Hitter	Opp. Hitter	Outside Hitter	Middle Blocker	Middle Blocker	Libero
Aug. 26	vs. Jacksonville St.	W	3-0	Gallagher	Carico	Johnson	Williamson	Sims	Becker	Shaffer
Aug. 27	vs. La.-Lafayette	W	3-0	Gallagher	Carico	Johnson	Williamson	Sims	Becker	Shaffer
Aug. 27	at LSU	W	3-2	Gallagher	Carico	Johnson	Hale	Sims	Becker	Shaffer
Sept. 2	vs. UC Santa Barbara	W	3-0	Gallagher	Carico	Johnson	Hale	Sims	Becker	Shaffer
Sept. 3	vs. Georgia	W	3-0	Gallagher	Carico	Johnson	Hale	Sims	Becker	Shaffer
Sept. 3	at Pepperdine	W	3-1	Gallagher	Carico	Johnson	Hale	Sims	Becker	Shaffer
Sept. 8	Florida A&M	W	3-0	Gallagher	Carico	Johnson	Williamson	Sims	Becker	Shaffer
Sept. 9	Auburn	W	3-0	Gallagher	Carico	Johnson	Williamson	Sims	Becker	Shaffer
Sept. 10	#18 Oklahoma	W	3-1	Gallagher	Carico	Johnson	Williamson	Sims	Becker	Shaffer
Sept. 14	at Florida State*	L	0-3	Gallagher	Carico	Johnson	Williamson	Sims	Becker	Shaffer
Sept. 23	at Virginia Tech*	W	3-0	Gallagher	Carico	Johnson	Williamson	Sims	Becker	Shaffer
Sept. 25	at Virginia*	W	3-0	Gallagher	Carico	Johnson	Williamson	Sims	Becker	Shaffer
Sept. 30	Wake Forest*	W	3-0	Gallagher	Carico	Johnson	Williamson	Sims	Becker	Shaffer
Oct. 2	Duke*	W	3-0	Gallagher	Carico	Johnson	Williamson	Sims	Becker	Shaffer
Oct. 7	at NC State*	W	3-2	Gallagher	Carico	Johnson	Williamson	Sims	Becker	Shaffer
Oct. 9	at North Carolina*	L	2-3	Gallagher	Carico	Johnson	Hollins	Sims	Becker	Shaffer
Oct. 14	Clemson*	W	3-0	Gallagher	Carico	Johnson	Hollins	Sims	Becker	Shaffer
Oct. 16	Georgia Tech*	L	1-3	Gallagher	Carico	Johnson	Hollins	Sims	Becker	Shaffer
Oct. 21	at Boston College*	W	3-1	Gallagher	Carico	Johnson	Hollins	Sims	Becker	Shaffer
Oct. 23	at Maryland*	W	3-1	Gallagher	Carico	Johnson	Hollins	Sims	Becker	Shaffer
Oct. 28	Virginia*	W	3-0	Sundaraman	Carico	Johnson	Hollins	Sims	Becker	Shaffer
Oct. 30	Virginia Tech*	W	3-0	Gallagher	Carico	Johnson	Hollins	Sims	Becker	Shaffer
Nov. 4	North Carolina*	W	3-1	Gallagher	Carico	Johnson	Hollins	Sims	Becker	Shaffer
Nov. 6	NC State*	W	3-0	Gallagher	Carico	Johnson	Hollins	Sims	Becker	Shaffer
Nov. 10	at Duke*		7 p.m.							
Nov. 12	at Wake Forest*		5 p.m.							
Nov. 18	at Georgia Tech*		7 p.m.							
Nov. 19	at Clemson*		6 p.m.							
Nov. 26	Florida State*		5 p.m.							

UMiami to the tournament title. Carico picked up Hurricane Invitational MVP honors in staking a season-high 19 kills and posting 16 digs in the championship match win over the Sooners.

### Gallagher Moves Into Record Books...

During the Hurricane Invitational, redshirt senior setter Katie Gallagher became just the second player in UMiami volleyball history to post at least 4,000 assists and 1,000 digs in a career. She joins Jill Robinson (2003-06) as the only other Hurricanes player to do so.

### Lane Carico Wins ACC Player of the Week...

Lane Carico was named as the Atlantic Coast Conference Player of the Week (Sept. 4-10) after turning in 3.10 kills per set and 5.00 digs per set in three matches at the *Pepperdine Asics Classic* in Malibu, Calif. The Canes won the tournament with a 3-1 decision against the host Pepperdine Waves.

### Carico Takes Top Honors...

Senior All-America outside hitter Lane Carico finished as the top offensive performer at the *Pepperdine Asics Classic*. She was named the Tournament MVP after helping Miami to the tournament title.

### Canes Take Tiger Classic Title...

UMiami took down LSU in the title match of the Tiger Classic to begin the 2011 regular season inside the Maravich Center in Baton Rouge, La. For the Canes, it marked the fourth consecutive year they have won a regular season tournament on the road.

### Carico & Gallagher Named Preseason All-ACC...

Senior outside hitter **Lane Carico** and redshirt senior **Katie Gallagher** were named to the Preseason All-ACC Team announced Tuesday by the ACC Office. Carico has been named to the All-ACC Team the last two years and the All-ACC Freshman Team in 2008.

### Last Time Out - vs. NC State (Nov. 6)...

The University of Miami volleyball team enjoyed a "Senior Day" victory in beating NC State, 3-0, in ACC action at the James L. Knight Sports Complex.

UM led 14-11 in the opening set following a service ace from Gallagher. However, the Wolfpack would later tie things up at 17-all when Rachel Buckley and Brie Merriwether combined for a block at the net. The Pack would take its first lead of the set, 22-21, following a block by Margaret Salata. After a UMiami timeout, the Hurricanes reclaimed the lead at 24-23 with the

help of a service error charged to NC State and a kill from sophomore right side Alex Johnson off the feed of Gallagher.

The Hurricanes served for set point three times before outside hitter Williamson placed a kill followed by a block from Becker to give the Canes a 27-25 victory in the opener. Williamson laid down three of her five kills on the match in the opening set, and it was Becker picking up two of her three blocks in the frame.

There would be just a single lead change in the following two frames as the Hurricanes held the Wolfpack at bay, despite the efforts of NC State's outside hitter Salata who finished with a match-high 19 kills and hitting at a .467 clip.

At least three Canes reached double digits in kills in consecutive matches as Johnson led all performers with 12. Carico staked 11 kills as well as Emani Sims with 11 kills and two blocks while posting a .368 hitting percentage. Becker chipped in with 10 kills on 21 swings for a team-high .429 hitting percentage while adding three blocks (two solo).

Carico registered the double-double for the Canes with 14 digs and teammate Gallagher setup the offense with a match-high 43 assists and bringing in eight digs and contributing on a block. Sophomore libero Ryan Shaffer laid out for 11 digs.

## 2011 Match-by-Match Leaders

Opponent	Kills	Attacks	Assists	Aces	Digs	Total Blocks	Points
Jacksonville State	Johnson, Williamson (8)	Carico (22)	Gallagher (32)	Carico (4)	Shaffer (14)	Becker, Carico (3)	Carico (12.5)
La.-Lafayette	Johnson (17)	Johnson (32)	Gallagher (37)	Carico (2)	Johnson (13)	Johnson (5)	Johnson (20)
LSU	Williamson (17)	Williamson (53)	Gallagher (40)	Johnson (2)	Shaffer (30)	Sims (9)	Johnson (18.5)
UC Santa Barbara	Johnson (9)	Carico (32)	Gallagher (30)	Hale (2)	Carico (15)	Becker (6)	Becker (12)
Georgia	Carico, Williamson (10)	Carico (28)	Gallagher (25)	Shaffer (2)	Carico, Shaffer (15)	Sims (4)	Carico, Williamson (11)
Pepperdine	Johnson (21)	Carico (48)	Gallagher (51)	Johnson, Schofield (1)	Shaffer (26)	Becker(6)	Johnson (23)
Florida A&M	Johnson (11)	Johnson (22)	Gallagher (30)	Shaffer (6)	Shaffer (12)	Three players with four each	Johnson (13.5)
Auburn	Johnson (13)	Carico (32)	Gallagher (34)	Carico (2)	Shaffer (19)	Three players with two each	Carico, Johnson (14)
Oklahoma	Carico (19)	Carico (59)	Gallagher (48)	Hale (2)	Johnson (19)	Sims (4)	Carico (21.5)
Florida State	Becker (12)	Carico (27)	Gallagher (29)	Johnson (1)	Carico (16)	Sims (4)	Becker (12)
Virginia Tech	Becker (13)	Carico (28)	Gallagher (35)	Hollins, Johnson (1)	Carico (17)	Sims (4)	Becker (15.5)
Virginia	Carico (13)	Carico (30)	Gallagher (39)	Hale, Hollins (2)	Carico (11)	Becker (2)	Carico (14)
Wake Forest	Carico (19)	Carico (39)	Gallagher (38)	Shaffer (2)	Shaffer (12)	Becker (4)	Carico (19)
Duke	Carico (14)	Carico (33)	Gallagher (38)	Carico, Shaffer (2)	Johnson (14)	Becker (5)	Carico (16)
NC State	Carico (15)	Carico (49)	Gallagher (51)	Johnson (3)	Carico (24)	Becker (8)	Becker, Carico (17.5)
North Carolina	Becker, Carico (22)	Carico (63)	Gallagher (60)	Schofield (1)	Shaffer (32)	Mourning (4)	Becker (23.5)
Clemson	Carico (11)	Carico (25)	Gallagher (39)	Carico, Shaffer (1)	Johnson (12)	Becker, Johnson (3)	Carico (12.5)
Georgia Tech	Carico (14)	Carico (33)	Gallagher (37)	Five players with one each	Gallagher (14)	Becker (4)	Carico (15)
Boston College	Becker (16)	Carico (45)	Gallagher (44)	Gallagher (2)	Shaffer (20)	Johnson, Sims (4)	Becker (17.5)
Maryland	Carico (20)	Carico (45)	Gallagher (49)	Three players with one each	Carico (26)	Becker, Johnson (3)	Carico (21)
Virginia	Carico (11)	Carico (33)	Sundaraman (42)	Carico, Shaffer (2)	Shaffer (19)	Sundaraman (2)	Carico (13)
Virginia Tech	Becker (13)	Carico (31)	Gallagher (39)	Johnson (1)	Johnson (14)	Carico, Sims (2)	Becker, Carico (13.5)
North Carolina	Carico (17)	Carico (40)	Gallagher (53)	Carico (2)	Shaffer (18)	Johnson, Sims (3)	Carico (19.5)
NC State	Johnson (12)	Carico (33)	Gallagher (43)	Gallagher, Shaffer (1)	Carico (14)	Becker (3)	Becker, Johnson (12.5)
Duke							
Wake Forest							
Georgia Tech							
Clemson							
Florida State							









**1** ALEX  
JOHNSON  
RS, 6-0, Soph.  
Tallahassee, Fla.



**2** LANE  
CARICO  
OH, 5-11, Sr.  
Manhattan Beach, Calif.



**3** TAYLOR  
HOLLINS  
OH, 5-9, Soph.  
Long Beach, Calif.



**4** ALEXIS  
MOURNING  
MB, 6-1, Fr.  
Arlington, Texas



**5** ERYN  
CROFT  
OH, 5-8, Fr.  
Gainesville, Fla.



**6** JULIA  
GIAMPAOLO  
LIB, 5-7, Soph.  
Torrington, Conn.



**7** MARIEL  
SCHOFIELD  
DS, 5-5, Soph.  
Ijamsville, Md.



**9** KATIE  
GALLAGHER  
S, 5-11, R-Sr.  
Winter Park, Fla.




**10** RYAN  
SHAFFER  
DS, 5-7, Soph.  
San Jose, Calif.



**11** BLAIR  
FUENTES  
S/H, 6-0, Fr.  
Ridgewood, N.J.



**16** EMANI  
SIMS  
MB, 5-11, R-Fr.  
Glenview, Ill.



**17** CHRISTINE  
WILLIAMSON  
OH, 5-11, R-Sr.  
Tampa, Fla.



**21** ALI  
BECKER  
MB, 6-1, Sr.  
Katy, Texas



**23** NRITHYA  
SUNDARARAMAN  
S/H, 5-10, Jr.  
Naperville, Ill.



SCOTT  
MCGONAGLE  
Head Athletic Trainer  
First Season



NICOLE  
LANTAGNE WELCH  
Head Coach  
11th Season



FELIX  
HOU  
Assistant Coach  
Fourth Season



ASHLEY  
WOODS  
Assistant Coach  
First Season



ERIN  
MITCHEM  
Volunteer Assistant  
First Season



ARIELL  
COOKE  
Student Assistant  
Oakland, Calif.



**#1 Alex Johnson • Right Side • 6-0 • Sophomore • Tallahassee, Fla. • Leon HS**

**Awards:** 2011 – Tiger Classic MVP; Tiger Classic All-Tournament Team; Pepperdine Asics Classic All-Tournament Team; Hurricane Invitational All-Tournament Team

	2011 Match Highs	Career Match Highs
<b>Attempts:</b>	43, at Pepperdine (9/3)	Same
<b>Kills:</b>	21, at Pepperdine (9/3)	Same
<b>Hitting:</b>	.500, vs. Jacksonville State (8/26)	.625, vs. Florida Atlantic (8/31/10)
<b>Digs:</b>	19, vs. Oklahoma (9/10)	23, vs. Virginia (9/26/10)
<b>Aces:</b>	3, at NC State (10/7)	3, four times
<b>Blocks:</b>	6, at NC State (10/7)	Same

DATE	OPPONENT	RESULT	MS	SP	K	E	TA	PCT	A	SA	SE	RE	DIG	BS	BA	TOT	BE	BHE	PTS	
Aug. 26	vs. Jacksonville State	W, 3-0	*	3	8	1	14	.500	2	0	0	2	13	0	1	1	0	0	8.5	
Aug. 27	vs. La.-Lafayette	W, 3-0	*	3	17	2	32	.469	2	0	1	1	13	1	4	5	0	0	20.0	
Aug. 27	at LSU	W, 3-2	*	5	14	5	41	.220	2	2	0	1	17	0	5	5	2	0	18.5	
Sept. 2	vs. UC Santa Barbara	W, 3-0	*	3	9	1	28	.286	2	0	0	1	8	0	1	1	0	0	9.5	
Sept. 3	vs. Georgia	W, 3-0	*	3	8	5	25	.120	4	1	0	1	4	0	3	3	0	0	10.5	
Sept. 3	at Pepperdine	W, 3-1	*	4	21	4	43	.395	2	1	1	2	14	0	2	2	1	0	23.0	
Sept. 8	FLORIDA A&M	W, 3-0	*	3	11	2	22	.409	2	1	2	0	6	0	3	3	0	0	13.5	
Sept. 9	AUBURN	W, 3-0	*	3	13	4	26	.346	2	1	1	0	6	0	0	0	0	0	14.0	
Sept. 10	#18 OKLAHOMA	W, 3-1	*	4	9	4	25	.200	6	1	1	1	19	0	1	1	1	0	10.5	
Sept. 14	at Florida State	L, 0-3	*	3	7	5	25	.080	2	1	1	0	12	0	2	2	0	0	9.0	
Sept. 23	at Virginia Tech	W, 3-0	*	3	6	6	20	.000	3	1	0	0	14	0	2	2	0	1	8.0	
Sept. 25	at Virginia	W, 3-0	*	3	8	1	17	.412	7	0	1	2	10	0	1	1	1	0	8.5	
Sept. 30	WAKE FOREST	W, 3-0	*	3	8	0	23	.348	2	0	1	0	11	0	0	0	0	0	8.0	
Oct. 2	DUKE	W, 3-0	*	3	7	1	22	.273	3	1	0	1	14	0	2	2	0	0	9.0	
Oct. 7	at NC State	W, 3-2	*	5	8	4	28	.143	5	3	1	2	11	0	6	6	1	0	14.0	
Oct. 9	at North Carolina	L, 2-3	*	5	5	7	28	-.071	1	0	0	0	10	0	2	2	0	0	6.0	
Oct. 14	CLEMSON	W, 3-0	*	3	10	2	24	.333	4	0	2	0	12	1	2	3	0	0	12.0	
Oct. 16	GEORGIA TECH	L, 1-3	*	4	9	7	27	.074	9	1	2	1	6	0	1	1	1	0	10.5	
Oct. 21	at Boston College	W, 3-1	*	4	4	5	23	-.043	2	0	1	1	9	2	2	4	0	0	7.0	
Oct. 23	at Maryland	W, 3-1	*	4	11	4	33	.212	6	1	1	0	13	1	2	3	0	0	14.0	
Oct. 28	VIRGINIA	W, 3-0	*	3	9	3	29	.207	2	1	2	0	10	0	0	0	0	0	10.0	
Oct. 30	VIRGINIA TECH	W, 3-0	*	3	6	2	18	.222	5	1	0	1	14	0	1	1	0	0	7.5	
Nov. 4	NORTH CAROLINA	W, 3-1	*	4	8	3	21	.238	2	0	1	0	9	1	2	3	1	0	10.0	
Nov. 6	NC STATE	W, 3-0	*	3	12	5	24	.292	3	0	1	0	4	0	1	1	1	1	12.5	
<i>2011 Total</i>					84	228	83	618	.235	80	17	20	17	259	6	46	52	9	2	274.0
<i>2010 Total</i>					120	205	63	629	.226	95	24	37	13	273	1	52	53	4	2	256.0
<b>CAREER</b>					204	433	146	1247	.230	175	41	57	30	532	7	98	105	13	4	530.0





**#2 Lane Carico • Outside Hitter • 5-11 • Senior • Manhattan Beach, Calif. • Mira Costa HS**

**Awards:** 2011 – Preseason All-ACC Team; Pepperdine Asics Classic MVP; Pepperdine Asics Classic All-Tournament Team; ACC Player of the Week (Sept. 5-10); Hurricane Invitational MVP; Hurricane Invitational All-Tournament Team; ACC Player of the Week (Sept. 12-17); ACC Player of the Week (Oct. 3-8); UMIAMI All-Time Leader in Kills; UMIAMI All-Time Leader in Double-Doubles

	2011 Match Highs	Career Match Highs
<b>Attempts:</b>	63, at North Carolina (10/9)	83, vs. Clemson (10/2/10)
<b>Kills:</b>	22, at North Carolina (10/9)	36, vs. Clemson (10/2/10)
<b>Hitting:</b>	.394, vs. Duke	.464, at NC State (11/21/08)
<b>Digs:</b>	24, at NC State (10/7)	27, at Virginia (10/24/08)
<b>Aces:</b>	4, vs. Jacksonville State (8/26)	5, vs. VCU (9/6/08)
<b>Blocks:</b>	4, vs. UC Santa Barbara (9/2)	6, at North Carolina (11/20/08)

DATE	OPPONENT	RESULT	MS	SP	K	E	TA	PCT	A	SA	SE	RE	DIG	BS	BA	TOT	BE	BHE	PTS
Aug. 26	vs. Jacksonville State	W, 3-0	*	3	7	3	22	.182	1	4	0	0	9	0	3	3	0	0	12.5
Aug. 27	vs. La.-Lafayette	W, 3-0	*	3	4	2	20	.100	2	2	3	0	12	0	0	0	0	0	6.0
Aug. 27	at LSU	W, 3-2	*	5	11	4	45	.156	1	0	0	2	17	0	1	1	0	0	11.5
Sept. 2	vs. UC Santa Barbara	W, 3-0	*	3	8	0	32	.250	0	0	0	1	15	1	3	4	1	0	10.5
Sept. 3	vs. Georgia	W, 3-0	*	3	10	1	28	.321	0	1	0	0	15	0	0	0	0	0	11.0
Sept. 3	at Pepperdine	W, 3-1	*	4	13	3	48	.208	2	0	0	1	20	0	3	3	0	0	14.5
Sept. 8	FLORIDA A&M	W, 3-0	*	1	0	0	2	.000	0	1	0	0	4	0	0	0	0	0	1.0
Sept. 9	AUBURN	W, 3-0	*	3	11	1	32	.312	1	2	0	0	12	0	2	2	1	0	14.0
Sept. 10	#18 OKLAHOMA	W, 3-1	*	4	19	5	59	.237	1	1	1	0	16	0	3	3	0	0	21.5
Sept. 14	at Florida State	L, 0-3	*	3	9	4	27	.185	1	0	1	0	16	0	0	0	0	0	9.0
Sept. 23	at Virginia Tech	W, 3-0	*	3	11	1	28	.357	0	0	1	0	17	0	1	1	0	0	11.5
Sept. 25	at Virginia	W, 3-0	*	3	13	4	30	.300	0	1	1	0	11	0	0	0	3	0	14.0
Sept. 30	WAKE FOREST	W, 3-0	*	3	19	4	39	.385	1	0	0	0	10	0	0	0	0	0	19.0
Oct. 2	DUKE	W, 3-0	*	3	14	1	33	.394	2	2	3	1	12	0	0	0	2	0	16.0
Oct. 7	at NC State	W, 3-2	*	5	15	4	49	.224	2	1	2	0	24	0	3	3	1	0	17.5
Oct. 9	at North Carolina	L, 2-3	*	5	22	6	63	.254	2	0	0	0	23	0	2	2	0	0	23.0
Oct. 14	CLEMSON	W, 3-0	*	3	11	2	25	.360	1	1	0	0	10	0	1	1	1	0	12.5
Oct. 16	GEORGIA TECH	L, 1-3	*	4	14	3	33	.333	1	1	2	0	7	0	0	0	0	0	15.0
Oct. 21	at Boston College	W, 3-1	*	4	12	3	45	.200	2	1	2	0	17	0	0	0	2	0	13.0
Oct. 23	at Maryland	W, 3-1	*	4	20	3	45	.378	1	1	0	3	26	0	0	0	0	0	21.0
Oct. 28	VIRGINIA	W, 3-0	*	3	11	2	33	.273	1	2	1	1	14	0	0	0	0	0	13.0
Oct. 30	VIRGINIA TECH	W, 3-0	*	3	12	4	31	.258	3	0	2	1	12	1	1	2	1	0	13.5
Nov. 4	NORTH CAROLINA	W, 3-1	*	4	17	3	40	.350	0	2	3	0	12	0	1	1	1	0	19.5
Nov. 6	NC STATE	W, 3-0	*	3	11	2	33	.273	2	0	2	0	14	0	0	0	0	0	11.0
<b>2011 Total</b>				<b>82</b>	<b>294</b>	<b>65</b>	<b>842</b>	<b>.272</b>	<b>29</b>	<b>23</b>	<b>25</b>	<b>9</b>	<b>345</b>	<b>2</b>	<b>24</b>	<b>26</b>	<b>13</b>	<b>0</b>	<b>331.0</b>
<b>2010 Total</b>				<b>123</b>	<b>471</b>	<b>151</b>	<b>1401</b>	<b>.228</b>	<b>44</b>	<b>38</b>	<b>33</b>	<b>16</b>	<b>454</b>	<b>9</b>	<b>35</b>	<b>44</b>	<b>9</b>	<b>2</b>	<b>535.5</b>
<b>2009 Total</b>				<b>116</b>	<b>506</b>	<b>167</b>	<b>1320</b>	<b>.257</b>	<b>30</b>	<b>21</b>	<b>42</b>	<b>22</b>	<b>402</b>	<b>9</b>	<b>32</b>	<b>41</b>	<b>18</b>	<b>1</b>	<b>552.0</b>
<b>2008 Total</b>				<b>116</b>	<b>369</b>	<b>136</b>	<b>1075</b>	<b>.217</b>	<b>32</b>	<b>35</b>	<b>38</b>	<b>27</b>	<b>416</b>	<b>9</b>	<b>40</b>	<b>49</b>	<b>18</b>	<b>2</b>	<b>433.0</b>
<b>Career</b>				<b>437</b>	<b>1640</b>	<b>519</b>	<b>4641</b>	<b>.242</b>	<b>135</b>	<b>117</b>	<b>138</b>	<b>74</b>	<b>1617</b>	<b>29</b>	<b>131</b>	<b>160</b>	<b>58</b>	<b>5</b>	<b>1851.5</b>







**#3 Taylor Hollins • Outside Hitter • 5-9 • Sophomore • Long Beach, Calif. • Lakewood HS**

	2011 Match Highs	Career Match Highs
<b>Attempts:</b>	38, at North Carolina (10/9)	Same
<b>Kills:</b>	13, at North Carolina (10/9)	Same
<b>Hitting:</b>	.429, vs. Oklahoma (9/10)	Same
<b>Digs:</b>	19, at North Carolina (10/9)	Same
<b>Aces:</b>	2, twice	3, twice
<b>Blocks:</b>	1, at Maryland (10/23)	1, twice

DATE	OPPONENT	RESULT	MS	SP	K	E	TA	PCT	A	SA	SE	RE	DIG	BS	BA	TOT	BE	BHE	PTS	
Aug. 26	vs. Jacksonville State	W, 3-0	DNP																	
Aug. 27	vs. La.-Lafayette	W, 3-0	DNP																	
Aug. 27	at LSU	W, 3-2	DNP																	
Sept. 2	vs. UC Santa Barbara	W, 3-0	DNP																	
Sept. 3	vs. Georgia	W, 3-0		1	0	0	0	.000	0	0	0	0	0	0	0	0	0	0	0.0	
Sept. 3	at Pepperdine	W, 3-1		4	1	1	6	.000	2	0	0	1	10	0	0	0	0	0	1.0	
Sept. 8	FLORIDA A&M	W, 3-0		2	2	1	3	.333	0	0	0	0	2	0	0	0	0	0	2.0	
Sept. 9	AUBURN	W, 3-0		3	1	1	4	.000	0	0	0	1	11	0	0	0	0	1	1.0	
Sept. 10	#18 OKLAHOMA	W, 3-1		4	4	1	7	.429	3	0	2	2	14	0	0	0	0	0	4.0	
Sept. 14	at Florida State	L, 0-3		3	1	0	2	.500	1	0	0	0	5	0	0	0	0	0	1.0	
Sept. 23	at Virginia Tech	W, 3-0		3	1	1	5	.000	1	1	0	0	7	0	0	0	0	0	2.0	
Sept. 25	at Virginia	W, 3-0		3	1	0	3	.333	1	2	1	0	6	0	0	0	0	0	3.0	
Sept. 30	WAKE FOREST	W, 3-0		3	0	0	4	.000	0	0	0	0	9	0	0	0	0	0	0.0	
Oct. 2	DUKE	W, 3-0		3	1	2	3	-.333	0	0	0	0	9	0	0	0	0	0	1.0	
Oct. 7	at NC State	W, 3-2		5	2	2	8	.000	0	2	1	0	11	0	0	0	0	0	4.0	
Oct. 9	at North Carolina	L, 2-3	*	5	13	4	38	.237	3	0	1	1	19	0	0	0	0	0	13.0	
Oct. 14	CLEMSON	W, 3-0	*	3	0	0	3	.000	1	0	0	0	3	0	0	0	0	0	0.0	
Oct. 16	GEORGIA TECH	L, 1-3	*	4	3	1	10	.200	1	0	1	0	4	0	0	0	0	0	3.0	
Oct. 21	at Boston College	W, 3-1	*	4	0	2	4	-.500	0	0	0	0	12	0	0	0	0	0	0.0	
Oct. 23	at Maryland	W, 3-1	*	4	4	2	14	.143	4	0	0	2	13	0	1	1	0	0	4.5	
Oct. 28	VIRGINIA	W, 3-0	*	3	0	2	3	-.667	1	1	1	0	12	0	0	0	0	0	1.0	
Oct. 30	VIRGINIA TECH	W, 3-0	*	3	2	1	5	.200	2	0	0	0	8	0	0	0	0	0	2.0	
Nov. 4	NORTH CAROLINA	W, 3-1	*	4	1	1	9	.000	0	1	0	0	7	0	0	0	0	0	2.0	
Nov. 6	NC STATE	W, 3-0	*	3	0	1	1	-1.000	0	0	0	0	9	0	0	0	0	0	0.0	
<b>2011 Total</b>					67	37	23	132	.106	20	7	7	7	171	0	1	1	0	1	44.5
<b>2010 Total</b>					109	38	22	172	.093	36	22	9	12	301	0	1	1	0	0	60.5
<b>Career</b>					176	75	45	304	.099	56	29	16	19	472	0	2	2	0	1	105.0





**#4 Alexis Mounring • Middle Blocker • 6-1 • Freshman • Arlington, Texas • Martin HS**

	2011 Match Highs	Career Match Highs
<b>Attempts:</b>	24, at North Carolina (10/9)	Same
<b>Kills:</b>	12, at North Carolina (10/9)	Same
<b>Hitting:</b>	.417, at North Carolina (10/9)	Same
<b>Digs:</b>	2, at North Carolina (10/9)	N/A
<b>Aces:</b>	N/A	N/A
<b>Blocks:</b>	4, at North Carolina (10/9)	Same

DATE	OPPONENT	RESULT	MS	SP	K	E	TA	PCT	A	SA	SE	RE	DIG	BS	BA	TOT	BE	BHE	PTS	
Aug. 26	vs. Jacksonville State	W, 3-0		1	1	0	1	1.000	0	0	0	0	0	1	0	1	0	0	2.0	
Aug. 27	vs. La.-Lafayette	W, 3-0		1	2	0	2	1.000	0	0	0	0	0	0	2	2	0	0	3.0	
Aug. 27	at LSU	W, 3-2	DNP																	
Sept. 2	vs. UC Santa Barbara	W, 3-0	DNP																	
Sept. 3	vs. Georgia	W, 3-0		1	0	0	2	.000	0	0	0	0	0	0	0	0	0	0	0.0	
Sept. 3	at Pepperdine	W, 3-1		1	0	0	2	.000	0	0	0	0	0	0	0	0	0	0	0.0	
Sept. 8	FLORIDA A&M	W, 3-0		3	4	2	7	.286	1	0	0	0	1	0	0	0	0	0	4.0	
Sept. 9	AUBURN	W, 3-0	DNP																	
Sept. 10	#18 OKLAHOMA	W, 3-1		1	2	0	2	1.000	0	0	0	0	0	0	0	0	0	0	2.0	
Sept. 14	at Florida State	L, 0-3		2	0	0	2	.000	0	0	0	0	0	0	0	0	0	0	0.0	
Sept. 23	at Virginia Tech	W, 3-0	DNP																	
Sept. 25	at Virginia	W, 3-0	DNP																	
Sept. 30	WAKE FOREST	W, 3-0	DNP																	
Oct. 2	DUKE	W, 3-0		1	0	0	1	.000	0	0	0	0	0	0	0	0	0	0	0.0	
Oct. 7	at NC State	W, 3-2		2	3	1	6	.333	0	0	0	0	0	0	3	3	1	0	4.5	
Oct. 9	at North Carolina	L, 2-3		5	12	2	24	.417	0	0	0	0	2	1	3	4	1	0	14.5	
Oct. 14	CLEMSON	W, 3-0	DNP																	
Oct. 16	GEORGIA TECH	L, 1-3	DNP																	
Oct. 21	at Boston College	W, 3-1	DNP																	
Oct. 23	at Maryland	W, 3-1	DNP																	
Oct. 28	VIRGINIA	W, 3-0	DNP																	
Oct. 30	VIRGINIA TECH	W, 3-0	DNP																	
Nov. 4	NORTH CAROLINA	W, 3-1	DNP																	
Nov. 6	NC STATE	W, 3-0	DNP																	
<b>2011 Total/Career</b>					<b>18</b>	<b>24</b>	<b>5</b>	<b>49</b>	<b>.388</b>	<b>1</b>	<b>0</b>	<b>0</b>	<b>0</b>	<b>3</b>	<b>2</b>	<b>8</b>	<b>10</b>	<b>2</b>	<b>0</b>	<b>30.0</b>





**#5 Eryn Croft • Outside Hitter • 5-8 • Freshman • Gainesville, Fla. • Gainesville HS**

	2011 Match Highs	Career Match Highs
<b>Attempts:</b>	N/A	N/A
<b>Kills:</b>	N/A	N/A
<b>Hitting:</b>	N/A	N/A
<b>Digs:</b>	N/A	N/A
<b>Aces:</b>	N/A	N/A
<b>Blocks:</b>	N/A	N/A

DATE	OPPONENT	RESULT	MS	SP	K	E	TA	PCT	A	SA	SE	RE	DIG	BS	BA	TOT	BE	BHE	PTS
Aug. 26	vs. Jacksonville State	W, 3-0	DNP																
Aug. 27	vs. La.-Lafayette	W, 3-0	DNP																
Aug. 27	at LSU	W, 3-2	DNP																
Sept. 2	vs. UC Santa Barbara	W, 3-0	DNP																
Sept. 3	vs. Georgia	W, 3-0	DNP																
Sept. 3	at Pepperdine	W, 3-1	DNP																
Sept. 8	FLORIDA A&M	W, 3-0	DNP																
Sept. 9	AUBURN	W, 3-0	DNP																
Sept. 10	#18 OKLAHOMA	W, 3-1	DNP																
Sept. 14	at Florida State	L, 0-3	DNP																
Sept. 23	at Virginia Tech	W, 3-0	DNP																
Sept. 25	at Virginia	W, 3-0	DNP																
Sept. 30	WAKE FOREST	W, 3-0	DNP																
Oct. 2	DUKE	W, 3-0	DNP																
Oct. 7	at NC State	W, 3-2	DNP																
Oct. 9	at North Carolina	L, 2-3	DNP																
Oct. 14	CLEMSON	W, 3-0	DNP																
Oct. 16	GEORGIA TECH	L, 1-3	DNP																
Oct. 21	at Boston College	W, 3-1	DNP																
Oct. 23	at Maryland	W, 3-1	DNP																
Oct. 28	VIRGINIA	W, 3-0	DNP																
Oct. 30	VIRGINIA TECH	W, 3-0	DNP																
Nov. 4	NORTH CAROLINA	W, 3-1	DNP																
Nov. 6	NC STATE	W, 3-0	DNP																





**#6 Julia Giampaolo • Defensive Specialist • 5-7 • Sophomore • Torrington, Conn. • Torrington HS**

	2011 Match Highs	Career Match Highs
<b>Attempts:</b>	N/A	1, vs. Auburn (9/3/10)
<b>Kills:</b>	N/A	N/A
<b>Hitting:</b>	N/A	N/A
<b>Digs:</b>	1, at Pepperdine (9/3)	Same
<b>Aces:</b>	N/A	N/A
<b>Blocks:</b>	N/A	N/A

DATE	OPPONENT	RESULT	MS	SP	K	E	TA	PCT	A	SA	SE	RE	DIG	BS	BA	TOT	BE	BHE	PTS	
Aug. 26	vs. Jacksonville State	W, 3-0	DNP																	
Aug. 27	vs. La.-Lafayette	W, 3-0		1	0	0	0	.000	0	0	0	0	0	0	0	0	0	0	0.0	
Aug. 27	at LSU	W, 3-2	DNP																	
Sept. 2	vs. UC Santa Barbara	W, 3-0	DNP																	
Sept. 3	vs. Georgia	W, 3-0	DNP																	
Sept. 3	at Pepperdine	W, 3-1		1	0	0	0	.000	0	0	0	1	1	0	0	0	0	0	0.0	
Sept. 8	FLORIDA A&M	W, 3-0	DNP																	
Sept. 9	AUBURN	W, 3-0	DNP																	
Sept. 10	#18 OKLAHOMA	W, 3-1	DNP																	
Sept. 14	at Florida State	L, 0-3	DNP																	
Sept. 23	at Virginia Tech	W, 3-0	DNP																	
Sept. 25	at Virginia	W, 3-0	DNP																	
Sept. 30	WAKE FOREST	W, 3-0	DNP																	
Oct. 2	DUKE	W, 3-0	DNP																	
Oct. 7	at NC State	W, 3-2	DNP																	
Oct. 9	at North Carolina	L, 2-3	DNP																	
Oct. 14	CLEMSON	W, 3-1	DNP																	
Oct. 16	GEORGIA TECH	L, 1-3	DNP																	
Oct. 21	at Boston College	W, 3-1	DNP																	
Oct. 23	at Maryland	W, 3-1		1	0	0	1	.000	0	0	0	0	0	0	0	0	0	0	0.0	
Oct. 28	VIRGINIA	W, 3-0	DNP																	
Oct. 30	VIRGINIA TECH	W, 3-0	DNP																	
Nov. 4	NORTH CAROLINA	W, 3-1	DNP																	
Nov. 6	NC STATE	W, 3-0	DNP																	
<b>2011 Total</b>					3	0	0	1	.000	0	0	0	1	1	0	0	0	0	0	0.0
<b>2010 Total</b>					2	0	0	1	.000	0	0	0	0	0	0	0	0	0	0	0.0
<b>Career</b>					5	0	0	2	.000	0	0	0	1	1	0	0	0	0	0	0.0







**#7 Mariel Schofield • Defensive Specialist • 5-5 • Sophomore • Ijamsville, Md. • Urbana HS**

	2011 Match Highs	Career Match Highs
<b>Attempts:</b>	1, at Maryland (10/23)	1, four times
<b>Kills:</b>	N/A	N/A
<b>Hitting:</b>	N/A	N/A
<b>Digs:</b>	3, twice	3, three times
<b>Aces:</b>	1, four times	1, five times
<b>Blocks:</b>	N/A	N/A

DATE	OPPONENT	RESULT	MS	SP	K	E	TA	PCT	A	SA	SE	RE	DIG	BS	BA	TOT	BE	BHE	PTS
Aug. 26	vs. Jacksonville State	W, 3-0		3	0	0	0	.000	0	1	2	0	2	0	0	0	0	0	1.0
Aug. 27	vs. La.-Lafayette	W, 3-0		3	0	0	0	.000	0	0	0	0	0	0	0	0	0	0	0.0
Aug. 27	at LSU	W, 3-2		5	0	0	0	.000	0	0	1	0	3	0	0	0	0	0	0.0
Sept. 2	vs. UC Santa Barbara	W, 3-0		3	0	0	0	.000	0	0	0	0	1	0	0	0	0	0	0.0
Sept. 3	vs. Georgia	W, 3-0		3	0	0	0	.000	0	0	0	0	0	0	0	0	0	0	0.0
Sept. 3	at Pepperdine	W, 3-1		1	0	0	0	.000	0	1	1	0	0	0	0	0	0	0	1.0
Sept. 8	FLORIDA A&M	W, 3-0		2	0	0	0	.000	0	0	0	0	1	0	0	0	0	0	0.0
Sept. 9	AUBURN	W, 3-0	DNP																
Sept. 10	#18 OKLAHOMA	W, 3-1	DNP																
Sept. 14	at Florida State	L, 0-3	DNP																
Sept. 23	at Virginia Tech	W, 3-0	DNP																
Sept. 25	at Virginia	W, 3-0	DNP																
Sept. 30	WAKE FOREST	W, 3-0		1	0	0	0	.000	0	0	0	0	0	0	0	0	0	0	0.0
Oct. 2	DUKE	W, 3-0		3	0	0	0	.000	0	0	1	0	3	0	0	0	0	0	0.0
Oct. 7	at NC State	W, 3-2		3	0	0	0	.000	0	0	0	0	2	0	0	0	0	0	0.0
Oct. 9	at North Carolina	L, 2-3		5	0	0	0	.000	0	1	0	0	2	0	0	0	0	0	1.0
Oct. 14	CLEMSON	W, 3-0	DNP																
Oct. 16	GEORGIA TECH	L, 1-3		1	0	0	0	.000	0	1	0	0	0	0	0	0	0	0	1.0
Oct. 21	at Boston College	W, 3-1		1	0	0	0	.000	0	0	1	0	1	0	0	0	0	0	0.0
Oct. 23	at Maryland	W, 3-1		4	0	0	1	.000	0	0	1	0	5	0	0	0	0	0	0.0
Oct. 28	VIRGINIA	W, 3-0		1	0	0	0	.000	0	0	0	0	0	0	0	0	0	0	0.0
Oct. 30	VIRGINIA TECH	W, 3-0		3	0	0	0	.000	0	0	0	0	3	0	0	0	0	0	0.0
Nov. 4	NORTH CAROLINA	W, 3-1		1	0	0	0	.000	0	0	0	0	0	0	0	0	0	0	0.0
Nov. 6	NC STATE	W, 3-0		1	0	0	0	.000	0	0	0	0	0	0	0	0	0	0	0.0
<b>2011 Total</b>				<b>44</b>	<b>0</b>	<b>0</b>	<b>1</b>	<b>.000</b>	<b>0</b>	<b>4</b>	<b>8</b>	<b>0</b>	<b>23</b>	<b>0</b>	<b>0</b>	<b>0</b>	<b>0</b>	<b>0</b>	<b>4.0</b>
<b>2010 Total</b>				<b>18</b>	<b>0</b>	<b>0</b>	<b>3</b>	<b>.000</b>	<b>1</b>	<b>1</b>	<b>2</b>	<b>0</b>	<b>6</b>	<b>0</b>	<b>0</b>	<b>0</b>	<b>0</b>	<b>0</b>	<b>1.0</b>
<b>Career</b>				<b>62</b>	<b>0</b>	<b>0</b>	<b>4</b>	<b>.000</b>	<b>1</b>	<b>5</b>	<b>10</b>	<b>0</b>	<b>29</b>	<b>0</b>	<b>0</b>	<b>0</b>	<b>0</b>	<b>0</b>	<b>5.0</b>





**#9 Katie Gallagher • Setter • 5-11 • Redshirt Senior • Winter Park, Fla. • Lake Highland Prep**

**Awards:** 2011 – Preseason All-ACC Team; Tiger Classic All-Tournament Team; Pepperdine Asics Classic All-Tournament Team; Hurricane Invitational All-Tournament Team; ACC Co-Player of the Week (Nov. 7-13)

	2011 Match Highs	Career Match Highs
<b>Attempts:</b>	20, at LSU (8/27)	Same
<b>Kills:</b>	8, vs. Oklahoma (9/10)	9, twice
<b>Assists:</b>	60, at North Carolina (10/9)	62, at Virginia (9/21/07)
<b>Digs:</b>	19, at North Carolina (10/9)	23, at Virginia (10/24/08)
<b>Aces:</b>	2, at Boston College (10/21)	11, vs. Jacksonville (8/25/07)
<b>Blocks:</b>	3, three times	5, four times

DATE	OPPONENT	RESULT	MS	SP	K	E	TA	PCT	A	SA	SE	RE	DIG	BS	BA	TOT	BE	BHE	PTS
Aug. 26	vs. Jacksonville State	W, 3-0	*	3	5	0	9	.556	32	0	2	0	3	0	0	0	0	0	5.0
Aug. 27	vs. La.-Lafayette	W, 3-0	*	3	5	1	9	.444	37	0	0	0	6	0	0	0	0	1	5.0
Aug. 27	at LSU	W, 3-2	*	5	5	2	20	.150	40	0	1	0	6	0	3	3	1	0	6.5
Sept. 2	vs. UC Santa Barbara	W, 3-0	*	3	5	0	10	.500	30	0	2	0	9	0	0	0	0	0	5.0
Sept. 3	vs. Georgia	W, 3-0	*	3	2	0	6	.333	25	1	0	0	8	0	1	1	0	0	3.5
Sept. 3	at Pepperdine	W, 3-1	*	4	6	1	13	.385	51	0	0	0	14	0	2	2	0	0	7.0
Sept. 8	FLORIDA A&M	W, 3-0	*	3	2	1	5	.200	30	0	1	0	4	0	0	0	0	0	2.0
Sept. 9	AUBURN	W, 3-0	*	3	4	1	9	.333	34	0	1	0	7	1	1	2	0	0	5.5
Sept. 10	#18 OKLAHOMA	W, 3-1	*	4	8	1	19	.368	48	0	1	0	16	0	1	1	0	0	8.5
Sept. 14	at Florida State	L, 0-3	*	3	3	1	11	.182	29	0	0	0	8	0	2	2	0	0	4.0
Sept. 23	at Virginia Tech	W, 3-0	*	3	2	1	9	.111	35	0	1	0	4	1	1	2	0	1	3.5
Sept. 25	at Virginia	W, 3-0	*	3	4	1	10	.300	39	1	0	0	8	0	1	1	1	0	5.5
Sept. 30	WAKE FOREST	W, 3-0	*	3	3	1	7	.286	38	0	1	0	5	0	2	2	0	0	4.0
Oct. 2	DUKE	W, 3-0	*	3	3	3	14	.000	38	0	0	0	9	0	3	3	0	2	4.5
Oct. 7	at NC State	W, 3-2	*	5	4	1	11	.273	51	1	0	0	7	0	3	3	0	0	6.5
Oct. 9	at North Carolina	L, 2-3	*	5	1	0	11	.091	60	0	0	0	19	1	1	2	0	2	2.5
Oct. 14	CLEMSON	W, 3-0	*	3	2	0	7	.286	39	0	0	0	8	0	0	0	0	1	2.0
Oct. 16	GEORGIA TECH	L, 1-3	*	4	4	2	8	.250	37	1	1	0	14	0	2	2	1	0	6.0
Oct. 21	at Boston College	W, 3-1	*	4	2	2	9	.000	44	2	1	0	7	0	2	2	0	0	5.0
Oct. 23	at Maryland	W, 3-1	*	4	5	2	12	.250	49	1	0	0	19	0	1	1	0	1	6.5
Oct. 28	VIRGINIA	W, 3-0	<i>DNP</i>																
Oct. 30	VIRGINIA TECH	W, 3-0	*	3	7	0	10	.700	39	0	0	0	8	0	0	0	0	0	7.0
Nov. 4	NORTH CAROLINA	W, 3-1	*	4	2	0	11	.182	53	0	0	0	9	0	1	1	1	0	2.5
Nov. 6	NC STATE	W, 3-0	*	3	3	1	6	.333	43	1	0	0	8	0	1	1	0	0	4.5
<i>2011 Total</i>				<i>81</i>	<i>87</i>	<i>22</i>	<i>236</i>	<i>.275</i>	<i>921</i>	<i>8</i>	<i>12</i>	<i>0</i>	<i>206</i>	<i>3</i>	<i>28</i>	<i>31</i>	<i>4</i>	<i>8</i>	<i>112.0</i>
<i>2010 Total</i>				<i>113</i>	<i>110</i>	<i>22</i>	<i>271</i>	<i>.325</i>	<i>1211</i>	<i>15</i>	<i>31</i>	<i>0</i>	<i>298</i>	<i>9</i>	<i>44</i>	<i>53</i>	<i>15</i>	<i>7</i>	<i>156.0</i>
<i>2009 Total</i>				<i>29</i>	<i>28</i>	<i>3</i>	<i>70</i>	<i>.357</i>	<i>299</i>	<i>3</i>	<i>8</i>	<i>0</i>	<i>57</i>	<i>0</i>	<i>22</i>	<i>22</i>	<i>3</i>	<i>2</i>	<i>42.0</i>
<i>2008 Total</i>				<i>114</i>	<i>131</i>	<i>32</i>	<i>324</i>	<i>.306</i>	<i>1202</i>	<i>32</i>	<i>30</i>	<i>1</i>	<i>288</i>	<i>5</i>	<i>42</i>	<i>47</i>	<i>8</i>	<i>17</i>	<i>189.0</i>
<i>2007 Total</i>				<i>113</i>	<i>87</i>	<i>22</i>	<i>240</i>	<i>.271</i>	<i>1243</i>	<i>67</i>	<i>67</i>	<i>2</i>	<i>287</i>	<i>6</i>	<i>27</i>	<i>33</i>	<i>14</i>	<i>37</i>	<i>173.5</i>
<b>Career</b>				<b>450</b>	<b>443</b>	<b>101</b>	<b>1141</b>	<b>.300</b>	<b>4876</b>	<b>125</b>	<b>148</b>	<b>3</b>	<b>1136</b>	<b>23</b>	<b>163</b>	<b>186</b>	<b>44</b>	<b>71</b>	<b>672.5</b>





**#10 Ryan Shaffer • Defensive Specialist • 5-7 • Sophomore • San Jose, Calif. • Archbishop Mitty HS**

**Awards: 2011** – Tiger Classic All-Tournament Team; Pepperdine Asics Classic Defensive MVP; Pepperdine Asics Classic All-Tournament Team

	2011 Match Highs	Career Match Highs
<b>Digs:</b>	32, at North Carolina (10/9)	32, twice
<b>Kills:</b>	1, at Virginia Tech (9/23)	1, four times
<b>Assists</b>	3, twice	3, six times
<b>Acers:</b>	6, vs. Florida A&M (9/8)	Same
<b>20+ Digs Matches:</b>	3	12
<b>30+ Digs Matches:</b>	2	2

DATE	OPPONENT	RESULT	MS	SP	K	E	TA	PCT	A	SA	SE	RE	DIG	BS	BA	TOT	BE	BHE	PTS
Aug. 26	vs. Jacksonville State	W, 3-0		3	0	0	0	.000	2	0	1	1	14	0	0	0	0	0	0.0
Aug. 27	vs. La.-Lafayette	W, 3-0		3	0	0	0	.000	0	1	0	0	9	0	0	0	0	0	1.0
Aug. 27	at LSU	W, 3-2		5	0	0	1	.000	0	0	2	0	30	0	0	0	0	0	0.0
Sept. 2	vs. UC Santa Barbara	W, 3-0		3	0	0	1	.000	0	1	1	0	12	0	0	0	0	0	1.0
Sept. 3	vs. Georgia	W, 3-0		3	0	0	0	.000	0	2	1	1	15	0	0	0	0	0	2.0
Sept. 3	at Pepperdine	W, 3-1		4	0	0	3	.000	0	0	2	1	26	0	0	0	0	0	0.0
Sept. 8	FLORIDA A&M	W, 3-0		3	0	0	0	.000	0	6	1	0	12	0	0	0	0	0	6.0
Sept. 9	AUBURN	W, 3-0		3	0	0	0	.000	1	1	1	0	19	0	0	0	0	0	1.0
Sept. 10	#18 OKLAHOMA	W, 3-1		4	0	0	0	.000	2	1	0	0	18	0	0	0	0	0	1.0
Sept. 14	at Florida State	L, 0-3		3	0	0	0	.000	2	0	1	2	6	0	0	0	0	0	0.0
Sept. 23	at Virginia Tech	W, 3-0		3	1	0	1	1.000	0	0	2	0	13	0	0	0	0	0	1.0
Sept. 25	at Virginia	W, 3-0		3	0	0	0	.000	2	0	0	0	10	0	0	0	0	0	0.0
Sept. 30	WAKE FOREST	W, 3-0		3	0	0	1	.000	1	2	1	2	12	0	0	0	0	0	2.0
Oct. 2	DUKE	W, 3-0		3	0	0	0	.000	3	2	1	0	11	0	0	0	0	0	2.0
Oct. 7	at NC State	W, 3-2		5	0	0	0	.000	0	0	2	2	21	0	0	0	0	0	0.0
Oct. 9	at North Carolina	L, 2-3		5	0	0	0	.000	3	0	0	2	32	0	0	0	0	0	0.0
Oct. 14	CLEMSON	W, 3-0		3	0	0	1	.000	0	1	0	0	9	0	0	0	0	0	1.0
Oct. 16	GEORGIA TECH	L, 1-3		4	0	0	1	.000	1	1	0	3	13	0	0	0	0	0	1.0
Oct. 21	at Boston College	W, 3-1		4	0	0	0	.000	1	0	0	2	20	0	0	0	0	0	0.0
Oct. 23	at Maryland	W, 3-1		4	0	0	0	.000	1	0	0	2	13	0	0	0	0	0	0.0
Oct. 28	VIRGINIA	W, 3-0		3	0	0	0	.000	0	2	1	2	19	0	0	0	0	0	2.0
Oct. 30	VIRGINIA TECH	W, 3-0		3	0	0	0	.000	0	0	0	2	8	0	0	0	0	0	0.0
Nov. 4	NORTH CAROLINA	W, 3-1		4	0	0	0	.000	2	1	3	1	18	0	0	0	0	0	1.0
Nov. 6	NC STATE	W, 3-0		3	0	0	1	.000	1	1	1	0	11	0	0	0	0	0	1.0
<b>2011 Total</b>				<b>84</b>	<b>1</b>	<b>0</b>	<b>10</b>	<b>.100</b>	<b>22</b>	<b>22</b>	<b>21</b>	<b>23</b>	<b>371</b>	<b>0</b>	<b>0</b>	<b>0</b>	<b>0</b>	<b>0</b>	<b>23.0</b>
<b>2010 Total</b>				<b>119</b>	<b>3</b>	<b>0</b>	<b>16</b>	<b>.188</b>	<b>33</b>	<b>20</b>	<b>22</b>	<b>25</b>	<b>539</b>	<b>0</b>	<b>0</b>	<b>0</b>	<b>0</b>	<b>2</b>	<b>23.0</b>
<b>Career</b>				<b>203</b>	<b>4</b>	<b>0</b>	<b>26</b>	<b>.154</b>	<b>55</b>	<b>42</b>	<b>43</b>	<b>48</b>	<b>910</b>	<b>0</b>	<b>0</b>	<b>0</b>	<b>0</b>	<b>2</b>	<b>46.0</b>





**#11 Blair Fuentez • Setter/Hitter • 6-0 • Freshman • Ridgewood, N.J. • Ridgewood HS**

	2011 Match Highs	Career Match Highs
<b>Attempts:</b>	4, at NC State (10/7)	Same
<b>Kills:</b>	1, twice	Same
<b>Hitting:</b>	.500, at North Carolina (10/9)	Same
<b>Digs:</b>	N/A	N/A
<b>Aces:</b>	1, vs. Wake Forest (9/30)	Same
<b>Blocks:</b>	N/A	N/A

DATE	OPPONENT	RESULT	MS	SP	K	E	TA	PCT	A	SA	SE	RE	DIG	BS	BA	TOT	BE	BHE	PTS
Aug. 26	vs. Jacksonville State	W, 3-0	DNP																
Aug. 27	vs. La.-Lafayette	W, 3-0		1	0	0	0	.000	1	0	0	0	0	0	0	0	0	0	0.0
Aug. 27	at LSU	W, 3-2	DNP																
Sept. 2	vs. UC Santa Barbara	W, 3-0	DNP																
Sept. 3	vs. Georgia	W, 3-0	DNP																
Sept. 3	at Pepperdine	W, 3-1	DNP																
Sept. 8	FLORIDA A&M	W, 3-0	DNP																
Sept. 9	AUBURN	W, 3-0	DNP																
Sept. 10	#18 OKLAHOMA	W, 3-1		1	0	0	1	.000	0	0	0	0	0	0	0	0	0	0	0.0
Sept. 14	at Florida State	L, 0-3	DNP																
Sept. 23	at Virginia Tech	W, 3-0	DNP																
Sept. 25	at Virginia	W, 3-0	DNP																
Sept. 30	WAKE FOREST	W, 3-0		1	0	0	0	.000	1	1	1	0	0	0	0	0	0	0	1.0
Oct. 2	DUKE	W, 3-0	DNP																
Oct. 7	at NC State	W, 3-2		1	1	2	4	-.250	0	0	0	0	0	0	0	0	0	0	1.0
Oct. 9	at North Carolina	L, 2-3		1	1	0	2	.500	1	0	0	0	0	0	0	0	0	0	1.0
Oct. 14	CLEMSON	W, 3-0	DNP																
Oct. 16	GEORGIA TECH	L, 1-3	DNP																
Oct. 21	at Boston College	W, 3-1	DNP																
Oct. 23	at Maryland	W, 3-1	DNP																
Oct. 28	VIRGINIA	W, 3-0		1	0	0	0	.000	0	0	0	0	0	0	0	0	0	0	0.0
Oct. 30	VIRGINIA TECH	W, 3-0	DNP																
Nov. 4	NORTH CAROLINA	W, 3-1	DNP																
Nov. 6	NC STATE	W, 3-0	DNP																
<b>2011 Total/Career</b>				<b>6</b>	<b>2</b>	<b>2</b>	<b>7</b>	<b>.000</b>	<b>3</b>	<b>1</b>	<b>1</b>	<b>0</b>	<b>0</b>	<b>0</b>	<b>0</b>	<b>0</b>	<b>0</b>	<b>0</b>	<b>3.0</b>





**#12 Lizzie Hale • Defensive Specialist • 6-0 • Junior • Menlo Park, Calif. • Menlo School**

	2011 Match Highs	Career Match Highs
<b>Attempts:</b>	5, vs. Jacksonville State (8/26)	12, at Boston College (10/16/09)
<b>Kills:</b>	N/A	3, at Boston College (10/16/09)
<b>Hitting:</b>	N/A	N/A
<b>Digs:</b>	13, twice	18, at Boston College (10/16/09)
<b>Aces:</b>	2, four times	3, twice
<b>Blocks:</b>	1, at North Carolina (10/9)	2, at Boston College (10/16/09)

DATE	OPPONENT	RESULT	MS	SP	K	E	TA	PCT	A	SA	SE	RE	DIG	BS	BA	TOT	BE	BHE	PTS
Aug. 26	vs. Jacksonville State	W, 3-0		3	0	0	5	.000	2	1	1	3	6	0	0	0	0	0	1.0
Aug. 27	vs. La.-Lafayette	W, 3-0		3	0	0	1	.000	2	0	0	0	4	0	0	0	0	0	0.0
Aug. 27	at LSU	W, 3-2	*	5	0	0	1	.000	2	0	2	3	9	0	0	0	0	0	0.0
Sept. 2	vs. UC Santa Barbara	W, 3-0	*	3	0	2	2	-1.000	3	2	0	0	13	0	0	0	0	0	2.0
Sept. 3	vs. Georgia	W, 3-0	*	3	0	0	3	.000	2	0	0	0	6	0	0	0	0	0	0.0
Sept. 3	at Pepperdine	W, 3-1	*	4	0	0	0	.000	1	0	2	0	4	0	0	0	0	0	0.0
Sept. 8	FLORIDA A&M	W, 3-0		3	0	0	0	.000	0	1	1	1	2	0	0	0	0	0	1.0
Sept. 9	AUBURN	W, 3-0		3	0	0	0	.000	0	0	0	0	4	0	0	0	0	0	0.0
Sept. 10	#18 OKLAHOMA	W, 3-1		4	0	0	0	.000	0	2	1	0	2	0	0	0	0	0	2.0
Sept. 14	at Florida State	L, 0-3		3	0	0	0	.000	0	0	1	0	1	0	0	0	0	0	0.0
Sept. 23	at Virginia Tech	W, 3-0		3	0	0	1	.000	0	0	0	0	2	0	0	0	0	0	0.0
Sept. 25	at Virginia	W, 3-0		3	0	0	0	.000	0	2	0	0	0	0	0	0	0	0	0.0
Sept. 30	WAKE FOREST	W, 3-0		3	0	0	0	.000	0	2	0	0	0	0	0	0	0	0	2.0
Oct. 2	DUKE	W, 3-0		3	0	0	0	.000	0	1	0	0	1	0	0	0	0	0	1.0
Oct. 7	at NC State	W, 3-2		3	0	0	0	.000	1	0	1	0	0	0	0	0	0	0	0.0
Oct. 9	at North Carolina	L, 2-3		5	0	0	1	.000	2	0	0	1	13	0	1	1	0	0	0.5
Oct. 14	CLEMSON	W, 3-0		3	0	0	0	.000	0	0	1	0	3	0	0	0	0	0	0.0
Oct. 16	GEORGIA TECH	L, 1-3		4	0	0	0	.000	0	0	0	1	1	0	0	0	0	0	0.0
Oct. 21	at Boston College	W, 3-1		3	0	0	0	.000	0	0	0	0	0	0	0	0	0	0	0.0
Oct. 23	at Maryland	W, 3-1		2	0	0	0	.000	0	0	0	0	1	0	0	0	0	0	0.0
Oct. 28	VIRGINIA	W, 3-0		3	0	0	0	.000	0	0	0	0	0	0	0	0	0	0	0.0
Oct. 30	VIRGINIA TECH	W, 3-0	DNP																
Nov. 4	NORTH CAROLINA	W, 3-1		4	0	0	0	.000	0	1	0	0	1	0	0	0	0	0	1.0
Nov. 6	NC STATE	W, 3-0		3	0	0	0	.000	0	0	2	0	3	0	0	0	0	0	0.0
2011 Total				73	0	2	14	-.143	15	10	12	9	76	0	1	1	0	0	10.5
2010 Total				107	3	6	31	-.097	17	10	11	6	92	0	0	0	0	0	13.0
2009 Total				96	7	4	29	.103	13	18	12	10	119	0	4	4	0	0	27.0
Career				276	10	12	74	-.027	45	38	35	25	287	0	5	5	0	0	50.5





**#16 Emani Sims • Middle Blocker • 5-11 • Redshirt Freshman • Glenview, Ill. • Glenbrook South HS**

	2011 Match Highs	Career Match Highs
<b>Attempts:</b>	24, at Boston College (10/21)	Same
<b>Kills:</b>	13, at Boston College (10/21)	Same
<b>Hitting:</b>	.615, vs. Clemson (10/14)	Same
<b>Digs:</b>	3 vs. North Carolina (11/4)	Same
<b>Aces:</b>	N/A	N/A
<b>Blocks:</b>	9, at LSU (8/27)	Same

DATE	OPPONENT	RESULT	MS	SP	K	E	TA	PCT	A	SA	SE	RE	DIG	BS	BA	TOT	BE	BHE	PTS
Aug. 26	vs. Jacksonville State	W, 3-0	*	3	7	1	11	.545	0	0	0	0	0	0	2	2	0	0	8.0
Aug. 27	vs. La.-Lafayette	W, 3-0	*	3	7	1	12	.500	0	0	0	0	2	0	2	2	1	0	8.0
Aug. 27	at LSU	W, 3-2	*	5	3	1	7	.286	0	0	0	0	1	3	6	9	0	0	9.0
Sept. 2	vs. UC Santa Barbara	W, 3-0	*	3	7	2	15	.333	0	0	0	0	0	0	1	1	1	0	7.5
Sept. 3	vs. Georgia	W, 3-0	*	3	4	2	16	.125	1	0	0	0	0	0	4	4	1	0	6.0
Sept. 3	at Pepperdine	W, 3-1	*	4	4	3	15	.067	0	0	0	0	2	1	3	4	0	1	6.5
Sept. 8	FLORIDA A&M	W, 3-0	*	3	7	0	12	.583	0	0	0	0	1	0	4	4	0	0	9.0
Sept. 9	AUBURN	W, 3-0	*	3	4	1	10	.300	0	0	0	0	1	0	1	1	0	0	4.5
Sept. 10	#18 OKLAHOMA	W, 3-1	*	4	6	2	17	.235	0	0	0	0	0	0	4	4	0	1	8.0
Sept. 14	at Florida State	L, 0-3	*	3	5	0	13	.385	1	0	0	0	0	0	4	4	0	0	7.0
Sept. 23	at Virginia Tech	W, 3-0	*	3	5	1	12	.333	0	0	0	0	1	0	4	4	0	0	7.0
Sept. 25	at Virginia	W, 3-0	*	3	5	1	10	.400	0	0	0	0	0	1	0	1	0	0	6.0
Sept. 30	WAKE FOREST	W, 3-0	*	3	3	4	10	-.100	0	0	0	0	2	0	1	1	0	0	3.5
Oct. 2	DUKE	W, 3-0	*	3	3	2	13	.077	0	0	0	0	0	1	3	4	1	0	5.5
Oct. 7	at NC State	W, 3-2	*	4	6	3	18	.167	0	0	1	0	1	1	2	3	1	0	8.0
Oct. 9	at North Carolina	L, 2-3	*	1	1	0	3	.333	0	0	0	0	0	0	0	0	0	0	1.0
Oct. 14	CLEMSON	W, 3-0	*	3	8	0	13	.615	0	0	0	0	0	0	2	2	0	0	9.0
Oct. 16	GEORGIA TECH	L, 1-3	*	4	6	1	15	.333	0	0	0	0	0	0	3	3	1	0	7.5
Oct. 21	at Boston College	W, 3-1	*	4	13	2	24	.458	0	0	0	0	0	1	3	4	1	0	15.5
Oct. 23	at Maryland	W, 3-1	*	4	5	2	15	.200	0	0	0	0	0	1	1	2	0	0	6.5
Oct. 28	VIRGINIA	W, 3-0	*	3	7	2	17	.294	0	0	0	0	1	0	1	1	0	0	7.5
Oct. 30	VIRGINIA TECH	W, 3-0	*	3	9	1	16	.500	0	0	0	0	0	0	2	2	0	0	10.0
Nov. 4	NORTH CAROLINA	W, 3-1	*	4	12	2	21	.476	0	0	0	0	3	0	3	3	0	0	13.5
Nov. 6	NC STATE	W, 3-0	*	3	11	4	19	.368	0	0	0	0	1	0	2	2	0	0	12.0
<b>2011 Total/Career</b>				<b>79</b>	<b>148</b>	<b>38</b>	<b>334</b>	<b>.329</b>	<b>2</b>	<b>0</b>	<b>1</b>	<b>0</b>	<b>16</b>	<b>9</b>	<b>58</b>	<b>67</b>	<b>7</b>	<b>2</b>	<b>186.0</b>





**#17 Christine Williamson • Outside Hitter • 5-11 • Redshirt Senior • Tampa, Fla. • Plant HS**

	2011 Match Highs	Career Match Highs
<b>Attempts:</b>	53, at LSU (8/27)	Same
<b>Kills:</b>	17, at LSU (8/27)	19, three times
<b>Hitting:</b>	.692, vs. Georgia (9/2)	Same
<b>Digs:</b>	11, at LSU (8/27)	Same
<b>Aces:</b>	N/A	1, vs. Duke (11/8/09)
<b>Blocks:</b>	4, vs. Florida A&M (9/8)	7, at Wake Forest (10/8/09)

DATE	OPPONENT	RESULT	MS	SP	K	E	TA	PCT	A	SA	SE	RE	DIG	BS	BA	TOT	BE	BHE	PTS	
Aug. 26	vs. Jacksonville State	W, 3-0	*	3	8	1	16	.438	0	0	0	0	0	0	1	1	1	0	8.5	
Aug. 27	vs. La.-Lafayette	W, 3-0	*	3	6	2	22	.182	0	0	0	0	3	0	1	1	1	0	6.5	
Aug. 27	at LSU	W, 3-2		5	17	10	53	.132	1	0	0	0	11	0	2	2	0	0	18.0	
Sept. 2	vs. UC Santa Barbara	W, 3-0		3	7	4	21	.143	1	0	0	0	3	0	1	1	0	0	7.5	
Sept. 3	vs. Georgia	W, 3-0		3	10	1	13	.692	0	0	0	0	3	0	2	2	0	0	11.0	
Sept. 3	at Pepperdine	W, 3-1		4	9	2	31	.226	0	0	1	0	4	1	1	2	0	0	10.5	
Sept. 8	FLORIDA A&M	W, 3-0	*	3	6	1	14	.357	0	0	0	0	2	0	4	4	0	0	8.0	
Sept. 9	AUBURN	W, 3-0	*	3	4	2	17	.118	0	0	0	0	1	0	0	0	0	0	4.0	
Sept. 10	#18 OKLAHOMA	W, 3-1	*	4	5	2	22	.136	0	0	0	0	2	0	2	2	1	0	6.0	
Sept. 14	at Florida State	L, 0-3	*	3	2	3	16	-.062	0	0	0	0	0	0	0	0	0	0	2.0	
Sept. 23	at Virginia Tech	W, 3-0	*	3	4	1	16	.188	0	0	0	0	1	0	3	3	0	0	5.5	
Sept. 25	at Virginia	W, 3-0	*	3	9	0	19	.474	0	0	0	0	2	0	0	0	0	0	9.0	
Sept. 30	WAKE FOREST	W, 3-0	*	3	6	3	13	.231	0	0	0	0	2	0	1	1	1	0	6.5	
Oct. 2	DUKE	W, 3-0	*	3	8	6	28	.071	0	0	0	0	2	0	3	3	0	0	9.5	
Oct. 7	at NC State	W, 3-2	*	5	10	5	29	.172	0	0	0	0	4	0	1	1	0	0	10.5	
Oct. 9	at North Carolina	L, 2-3		3	7	5	25	.080	0	0	0	0	3	1	0	1	1	0	8.0	
Oct. 14	CLEMSON	W, 3-1		3	8	2	19	.316	0	0	0	1	1	0	2	2	0	0	9.0	
Oct. 16	GEORGIA TECH	L, 1-3		4	7	2	19	.263	0	0	0	1	3	1	2	3	2	0	9.0	
Oct. 21	at Boston College	W, 3-1		4	6	4	22	.091	0	0	0	2	5	0	2	2	1	0	7.0	
Oct. 23	at Maryland	W, 3-1		4	7	2	27	.185	0	0	1	0	1	0	0	0	0	0	7.0	
Oct. 28	VIRGINIA	W, 3-0		3	9	3	15	.400	0	0	0	0	2	1	0	1	1	0	10.0	
Oct. 30	VIRGINIA TECH	W, 3-0		3	6	4	15	.133	0	0	0	0	1	0	1	1	0	0	6.5	
Nov. 4	NORTH CAROLINA	W, 3-1		4	8	5	25	.120	0	0	0	0	3	1	0	1	1	0	9.0	
Nov. 6	NC STATE	W, 3-0		3	5	3	20	.100	0	0	0	0	6	0	1	1	0	0	5.5	
<b>2011 Total</b>					<b>82</b>	<b>174</b>	<b>73</b>	<b>517</b>	<b>.195</b>	<b>2</b>	<b>0</b>	<b>2</b>	<b>4</b>	<b>65</b>	<b>5</b>	<b>30</b>	<b>35</b>	<b>10</b>	<b>0</b>	<b>194.0</b>
<b>2010 Total</b>					<b>122</b>	<b>338</b>	<b>113</b>	<b>847</b>	<b>.266</b>	<b>13</b>	<b>0</b>	<b>2</b>	<b>5</b>	<b>61</b>	<b>8</b>	<b>42</b>	<b>50</b>	<b>15</b>	<b>3</b>	<b>367.0</b>
<b>2009 Total</b>					<b>95</b>	<b>220</b>	<b>94</b>	<b>560</b>	<b>.225</b>	<b>9</b>	<b>1</b>	<b>5</b>	<b>8</b>	<b>40</b>	<b>8</b>	<b>30</b>	<b>38</b>	<b>8</b>	<b>1</b>	<b>244.0</b>
<b>2008 Total</b>					<b>26</b>	<b>30</b>	<b>12</b>	<b>76</b>	<b>.237</b>	<b>1</b>	<b>0</b>	<b>0</b>	<b>0</b>	<b>7</b>	<b>0</b>	<b>10</b>	<b>10</b>	<b>0</b>	<b>0</b>	<b>35.0</b>
<b>Career</b>					<b>325</b>	<b>762</b>	<b>292</b>	<b>2000</b>	<b>.235</b>	<b>25</b>	<b>1</b>	<b>9</b>	<b>17</b>	<b>173</b>	<b>21</b>	<b>112</b>	<b>133</b>	<b>33</b>	<b>4</b>	<b>840.0</b>





**#21 Ali Becker • Middle Blocker • 6-1 • Senior • Katy, Texas • Cinco Ranch HS**

	2011 Match Highs	Career Match Highs
<b>Attempts:</b>	42, at North Carolina (10/9)	Same
<b>Kills:</b>	22, at North Carolina (10/9)	Same
<b>Hitting:</b>	.556, vs. Wake Forest (9/30)	.611, vs. Georgia Tech (10/8/10)
<b>Digs:</b>	6, at North Carolina (10/9)	Same
<b>Aces:</b>	N/A	2, twice
<b>Blocks:</b>	8, at NC State (10/7)	10, at Wake Forest (10/8/09)

DATE	OPPONENT	RESULT	MS	SP	K	E	TA	PCT	A	SA	SE	RE	DIG	BS	BA	TOT	BE	BHE	PTS	
Aug. 26	vs. Jacksonville State	W, 3-0	*	3	5	0	13	.385	0	0	0	0	2	0	3	3	0	0	6.5	
Aug. 27	vs. La.-Lafayette	W, 3-0	*	3	8	0	14	.571	0	0	0	0	2	0	1	1	0	0	8.5	
Aug. 27	at LSU	W, 3-2	*	5	5	4	30	.033	0	0	0	0	3	0	4	4	2	0	7.0	
Sept. 2	vs. UC Santa Barbara	W, 3-0	*	3	8	2	16	.375	0	0	0	0	0	2	4	6	0	1	12.0	
Sept. 3	vs. Georgia	W, 3-0	*	3	7	1	15	.400	0	0	0	0	3	0	2	2	0	0	8.0	
Sept. 3	at Pepperdine	W, 3-1	*	4	8	3	25	.200	0	0	0	0	1	1	5	6	0	0	11.5	
Sept. 8	FLORIDA A&M	W, 3-0	*	3	10	2	16	.500	0	0	2	0	1	1	3	4	0	0	12.5	
Sept. 9	AUBURN	W, 3-0	*	3	9	3	25	.240	0	0	0	0	0	0	2	2	0	0	10.0	
Sept. 10	#18 OKLAHOMA	W, 3-1	*	4	9	0	17	.529	0	0	0	0	3	0	3	3	0	0	10.5	
Sept. 14	at Florida State	L, 0-3	*	3	12	1	25	.440	0	0	0	0	2	0	0	0	0	0	12.0	
Sept. 23	at Virginia Tech	W, 3-0	*	3	13	2	27	.407	0	0	0	0	0	1	3	4	0	0	15.5	
Sept. 25	at Virginia	W, 3-0	*	3	10	2	17	.471	0	0	0	0	2	0	2	2	0	0	11.0	
Sept. 30	WAKE FOREST	W, 3-0	*	3	10	0	18	.556	0	0	0	0	3	2	2	4	0	0	13.0	
Oct. 2	DUKE	W, 3-0	*	3	12	3	22	.409	0	0	0	0	0	0	5	5	1	0	14.5	
Oct. 7	at NC State	W, 3-2	*	5	13	3	32	.312	0	0	0	0	1	1	7	8	1	0	17.5	
Oct. 9	at North Carolina	L, 2-3	*	5	22	2	42	.476	2	0	0	0	6	1	1	2	0	1	23.5	
Oct. 14	CLEMSON	W, 3-0	*	3	10	2	18	.444	0	0	0	0	1	1	2	3	0	0	12.0	
Oct. 16	GEORGIA TECH	L, 1-3	*	4	8	2	15	.400	0	0	0	0	0	2	2	4	1	0	11.0	
Oct. 21	at Boston College	W, 3-1	*	4	16	2	24	.583	0	0	0	0	2	0	3	3	0	0	17.5	
Oct. 23	at Maryland	W, 3-1	*	4	13	3	29	.345	0	0	0	0	3	0	3	3	0	0	14.5	
Oct. 28	VIRGINIA	W, 3-0	*	3	10	1	17	.529	1	0	0	0	2	0	1	1	0	0	10.5	
Oct. 30	VIRGINIA TECH	W, 3-0	*	3	13	1	22	.545	1	0	0	0	3	0	1	1	0	0	13.5	
Nov. 4	NORTH CAROLINA	W, 3-1	*	4	13	4	27	.333	0	0	0	0	1	0	1	1	0	0	13.5	
Nov. 6	NC STATE	W, 3-0	*	3	10	1	21	.429	1	0	0	0	1	2	1	3	0	0	12.5	
<b>2011 Total</b>					<b>84</b>	<b>254</b>	<b>44</b>	<b>527</b>	<b>.398</b>	<b>5</b>	<b>0</b>	<b>2</b>	<b>0</b>	<b>42</b>	<b>14</b>	<b>61</b>	<b>75</b>	<b>5</b>	<b>2</b>	<b>298.5</b>
<b>2010 Total</b>					<b>111</b>	<b>228</b>	<b>59</b>	<b>509</b>	<b>.332</b>	<b>12</b>	<b>0</b>	<b>1</b>	<b>0</b>	<b>33</b>	<b>8</b>	<b>88</b>	<b>96</b>	<b>8</b>	<b>3</b>	<b>280.0</b>
<b>2009 Total</b>					<b>112</b>	<b>222</b>	<b>69</b>	<b>519</b>	<b>.295</b>	<b>5</b>	<b>6</b>	<b>24</b>	<b>1</b>	<b>48</b>	<b>10</b>	<b>81</b>	<b>91</b>	<b>7</b>	<b>0</b>	<b>278.5</b>
<b>2008 Total</b>					<b>55</b>	<b>64</b>	<b>23</b>	<b>154</b>	<b>.266</b>	<b>2</b>	<b>1</b>	<b>4</b>	<b>1</b>	<b>9</b>	<b>3</b>	<b>27</b>	<b>30</b>	<b>5</b>	<b>0</b>	<b>81.5</b>
<b>Career</b>					<b>362</b>	<b>768</b>	<b>195</b>	<b>1709</b>	<b>.335</b>	<b>24</b>	<b>7</b>	<b>31</b>	<b>2</b>	<b>132</b>	<b>35</b>	<b>257</b>	<b>292</b>	<b>25</b>	<b>5</b>	<b>938.5</b>








**#23 Nrihya Sundararaman • Setter/Hitter • 5-10 • Junior • Naperville, Ill. • Naperville HS**

	<b>2011 Match Highs</b>	<b>Career Match Highs</b>
<b>Attempts:</b>	7, vs. Virginia (10/28)	14, vs. North Dakota State (9/5/09)
<b>Kills:</b>	3, vs. Virginia (10/28)	8, twice
<b>Assists:</b>	42, vs. Virginia (10/28)	63, vs. UT-Arlington (8/27/10)
<b>Digs:</b>	5, vs. Virginia (10/28)	16, at Virginia (11/1/09)
<b>Aces:</b>	N/A	3, vs. UT-Arlington (8/27/10)
<b>Blocks:</b>	2, vs. Virginia (10/28)	3, twice

DATE	OPPONENT	RESULT	MS	SP	K	E	TA	PCT	A	SA	SE	RE	DIG	BS	BA	TOT	BE	BHE	PTS
Aug. 26	vs. Jacksonville State	W, 3-0	DNP																
Aug. 27	vs. La.-Lafayette	W, 3-0		1	0	0	1	.000	2	0	1	0	1	0	0	0	0	1	0.0
Aug. 27	at LSU	W, 3-2		2	0	0	0	.000	2	0	0	0	0	0	0	0	1	0	0.0
Sept. 2	vs. UC Santa Barbara	W, 3-0	DNP																
Sept. 3	vs. Georgia	W, 3-0		2	0	0	0	.000	3	0	0	0	0	0	0	0	1	0	0.0
Sept. 3	at Pepperdine	W, 3-1		1	0	0	0	.000	0	0	0	0	0	0	0	0	0	0	0.0
Sept. 8	FLORIDA A&M	W, 3-0		2	0	1	3	-.333	5	0	1	0	0	0	0	0	0	0	0.0
Sept. 9	AUBURN	W, 3-0	DNP																
Sept. 10	#18 OKLAHOMA	W, 3-1	DNP																
Sept. 14	at Florida State	L, 0-3		1	0	0	1	.000	0	0	0	0	0	0	0	0	0	0	0.0
Sept. 23	at Virginia Tech	W, 3-0	DNP																
Sept. 25	at Virginia	W, 3-0	DNP																
Sept. 30	WAKE FOREST	W, 3-0	DNP																
Oct. 2	DUKE	W, 3-0	DNP																
Oct. 7	at NC State	W, 3-2	DNP																
Oct. 9	at North Carolina	L, 2-3	DNP																
Oct. 14	CLEMSON	W, 3-0	DNP																
Oct. 16	GEORGIA TECH	L, 1-3	DNP																
Oct. 21	at Boston College	W, 3-1	DNP																
Oct. 23	at Maryland	W, 3-1	DNP																
Oct. 28	VIRGINIA	W, 3-0	*	3	3	1	7	.286	42	0	0	0	5	0	2	2	0	0	4.0
Oct. 30	VIRGINIA TECH	W, 3-0	DNP																
Nov. 4	NORTH CAROLINA	W, 3-1	DNP																
Nov. 6	NC STATE	W, 3-0	DNP																
<b>2011 Total</b>				12	3	2	12	.083	54	0	2	0	6	0	2	2	2	1	4.0
<b>2010 Total</b>				45	13	9	50	.080	158	3	3	0	26	0	10	10	2	0	21.0
<b>2009 Total</b>				116	94	36	258	.225	934	9	20	1	147	5	55	60	9	17	135.5
<b>Career</b>				173	110	47	320	.197	1146	12	25	1	179	5	67	72	13	18	160.5





**2011 University of Miami Volleyball**  
**Miami Overall Team Statistics (as of Nov 07, 2011)**  
**All matches**



Overall record: 21-3 Conf: 12-3 Home: 10-1 Away: 7-2 Neutral: 4-0

<b>Team Statistics</b>	<b>UM</b>	<b>OPP</b>
<b>ATTACK</b>		
Kills	1252	1128
Errors	359	442
Total Attacks	3300	3419
Attack Pct	.271	.201
Kills/Set	14.9	13.4
<b>SET</b>		
Assists	1154	1049
Attempts	3205	3364
Assist Pct	.360	.312
Assists/Set	13.7	12.5
<b>SERVE</b>		
Aces	92	80
Errors	113	157
Attempts	1969	1743
Serve Pct	.943	.910
Aces/Set	1.1	1.0
<b>SERVE RECEPTIONS</b>		
Errors	80	92
Errors/Set	1.0	1.1
Attempts	1582	1855
Reception Pct	.949	.950
<b>DEFENSE</b>		
Digs	1584	1463
Digs/Set	18.9	17.4
<b>BLOCKING</b>		
Block Solo	41	60
Block Assist	259	208
Total Blocks	170.5	164.0
Blocks/Set	2.0	2.0
Block Errors	52	59
Ball handling errors	16	34
<b>ATTENDANCE</b>		
Total	6363	5171
Dates/Avg Per Date	11/578	9/575
Neutral site #/Avg	4/628	
Current win streak	6	-
Home win streak	4	-

<b>Match wins by #sets</b>	<b>1st</b>	<b>2nd</b>	<b>3rd</b>	<b>4th</b>	<b>5th</b>	<b>Total</b>
Miami	0	0	14	5	2	21
Opponents	0	0	1	1	1	3

<b>Sets won by set</b>	<b>1st</b>	<b>2nd</b>	<b>3rd</b>	<b>4th</b>	<b>5th</b>	<b>Total</b>
Miami	20	18	18	8	2	66
Opponents	4	6	6	1	1	18

<b>Points by set</b>	<b>1st</b>	<b>2nd</b>	<b>3rd</b>	<b>4th</b>	<b>5th</b>	<b>Total</b>
Miami	592	571	571	225	41	2000
Opponents	488	491	498	197	35	1709



**2011 University of Miami Volleyball**  
**Miami Overall Individual Statistics (as of Nov 07, 2011)**  
**All matches**



Overall record: 21-3 Conf: 12-3 Home: 10-1 Away: 7-2 Neutral: 4-0

##	Player	sp	mp-ms	Attack					Set				Serve				
				k	k/s	e	ta	pct	a	a/s	ta	pct	sa	sa/s	se	ta	pct
1	Alex Johnson	84	24-24	228	2.71	83	618	.235	80	0.95	278	.288	17	0.20	20	309	.935
2	Lane Carico	82	24-24	294	3.59	65	842	.272	29	0.35	129	.225	23	0.28	25	329	.924
3	Taylor Hollins	67	20-9	37	0.55	23	132	.106	20	0.30	66	.303	7	0.10	7	270	.974
4	Alexis Mourning	18	10-0	24	1.33	5	49	.388	1	0.06	5	.200	0	0.00	0	3	1.000
6	Julia Giampaolo	3	3-0	0	0.00	0	1	.000	0	0.00	0	.000	0	0.00	0	2	1.000
7	Mariel Schofield	44	18-0	0	0.00	0	1	.000	0	0.00	2	.000	4	0.09	8	163	.951
9	Katie Gallagher	81	23-23	87	1.07	22	236	.275	921	11.37	2374	.388	8	0.10	12	284	.958
10	Ryan Shaffer	84	24-0	1	0.01	0	10	.100	22	0.26	125	.176	22	0.26	21	349	.940
11	Blair Fuentez	6	6-0	2	0.33	2	7	.000	3	0.50	4	.750	1	0.17	1	3	.667
12	Lizzie Hale	73	22-4	0	0.00	2	14	-.143	15	0.21	29	.517	10	0.14	12	235	.949
16	Emani Sims	79	24-24	148	1.87	38	334	.329	2	0.03	21	.095	0	0.00	1	3	.667
17	Christine Williamson	82	24-11	174	2.12	73	517	.195	2	0.02	18	.111	0	0.00	2	2	.000
21	Ali Becker	84	24-24	254	3.02	44	527	.398	5	0.06	24	.208	0	0.00	2	7	.714
23	Nrithya Sundararaman	12	7-1	3	0.25	2	12	.083	54	4.50	130	.415	0	0.00	2	10	.800
	MIAMI	84	24-24	1252	14.90	359	3300	.271	1154	13.74	3205	.360	92	1.10	113	1969	.943
	Opponents	84	24-24	1128	13.43	442	3419	.201	1049	12.49	3364	.312	80	0.95	157	1743	.910

##	Player	sp	Recept			Dig		Blocking					Points		
			re	ta	pct	dig	dig/s	bs	ba	total	blk/s	be	bhe	pts	pts/s
1	Alex Johnson	84	17	383	.956	259	3.08	6	46	52	0.62	9	2	274.0	3.26
2	Lane Carico	82	9	207	.957	345	4.21	2	24	26	0.32	13	0	331.0	4.04
3	Taylor Hollins	67	7	194	.964	171	2.55	0	1	1	0.01	0	1	44.5	0.66
4	Alexis Mourning	18	0	2	1.000	3	0.17	2	8	10	0.56	2	0	30.0	1.67
6	Julia Giampaolo	3	1	1	.000	1	0.33	0	0	0	0.00	0	0	0.0	0.00
7	Mariel Schofield	44	0	0	.000	23	0.52	0	0	0	0.00	0	0	4.0	0.09
9	Katie Gallagher	81	0	0	.000	206	2.54	3	28	31	0.38	4	8	112.0	1.38
10	Ryan Shaffer	84	23	581	.960	371	4.42	0	0	0	0.00	0	0	23.0	0.27
11	Blair Fuentez	6	0	0	.000	0	0.00	0	0	0	0.00	0	0	3.0	0.50
12	Lizzie Hale	73	9	110	.918	76	1.04	0	1	1	0.01	0	0	10.5	0.14
16	Emani Sims	79	0	4	1.000	16	0.20	9	58	67	0.85	7	2	186.0	2.35
17	Christine Williamson	82	4	83	.952	65	0.79	5	30	35	0.43	10	0	194.0	2.37
21	Ali Becker	84	0	5	1.000	42	0.50	14	61	75	0.89	5	2	298.5	3.55
23	Nrithya Sundararaman	12	0	0	.000	6	0.50	0	2	2	0.17	2	1	4.0	0.33
-	TEAM	-	10	-	-	-	-	-	-	-	-	-	-	-	-
	MIAMI.....	84	80	1582	.949	1584	18.86	41	259	170.5	2.03	52	16	1514.5	18.03
	Opponents.....	84	92	1855	.950	1463	17.42	60	208	164.0	1.95	59	34	1372.0	16.33



**2011 University of Miami Volleyball**  
**Miami Category Leaders (as of Nov 07, 2011)**  
**All matches**



#	ATTACK (by K)	S	K	K/S	E	TA	Pct
2	Lane Carico	82	294	3.59	65	842	.272
21	Ali Becker	84	254	3.02	44	527	.398
1	Alex Johnson	84	228	2.71	83	618	.235
17	Christine Williamson	82	174	2.12	73	517	.195
16	Emani Sims	79	148	1.87	38	334	.329
9	Katie Gallagher	81	87	1.07	22	236	.275
3	Taylor Hollins	67	37	0.55	23	132	.106
4	Alexis Mourning	18	24	1.33	5	49	.388
23	Nrithya Sundararaman	12	3	0.25	2	12	.083
11	Blair Fuentez	6	2	0.33	2	7	.000
10	Ryan Shaffer	84	1	0.01	0	10	.100
12	Lizzie Hale	73	0	0.00	2	14	-.143
7	Mariel Schofield	44	0	0.00	0	1	.000
6	Julia Giampaolo	3	0	0.00	0	1	.000

#	SET (by A)	S	A	A/S	TA	Pct
9	Katie Gallagher	81	921	11.37	2374	.388
1	Alex Johnson	84	80	0.95	278	.288
23	Nrithya Sundararaman	12	54	4.50	130	.415
2	Lane Carico	82	29	0.35	129	.225
10	Ryan Shaffer	84	22	0.26	125	.176
3	Taylor Hollins	67	20	0.30	66	.303
12	Lizzie Hale	73	15	0.21	29	.517
21	Ali Becker	84	5	0.06	24	.208
11	Blair Fuentez	6	3	0.50	4	.750
17	Christine Williamson	82	2	0.02	18	.111
16	Emani Sims	79	2	0.03	21	.095
4	Alexis Mourning	18	1	0.06	5	.200
7	Mariel Schofield	44	0	0.00	2	.000

#	BLOCK (by Total)	S	BS	BA	Total	Bik/S
21	Ali Becker	84	14	61	75.0	0.89
16	Emani Sims	79	9	58	67.0	0.85
1	Alex Johnson	84	6	46	52.0	0.62
17	Christine Williamson	82	5	30	35.0	0.43
9	Katie Gallagher	81	3	28	31.0	0.38
2	Lane Carico	82	2	24	26.0	0.32
4	Alexis Mourning	18	2	8	10.0	0.56
23	Nrithya Sundararaman	12	0	2	2.0	0.17
12	Lizzie Hale	73	0	1	1.0	0.01
3	Taylor Hollins	67	0	1	1.0	0.01

#	POINTS (by Points)	S	Points	Points/S
2	Lane Carico	82	331	4.04
21	Ali Becker	84	298	3.55
1	Alex Johnson	84	274	3.26
17	Christine Williamson	82	194	2.37
16	Emani Sims	79	186	2.35
9	Katie Gallagher	81	112	1.38
3	Taylor Hollins	67	44	0.66
4	Alexis Mourning	18	30	1.67
10	Ryan Shaffer	84	23	0.27
12	Lizzie Hale	73	10	0.14
7	Mariel Schofield	44	4	0.09
23	Nrithya Sundararaman	12	4	0.33
11	Blair Fuentez	6	3	0.50
6	Julia Giampaolo	3	0	0.00

#	KILL (by K)	S	K	K/S
2	Lane Carico	82	294	3.59
21	Ali Becker	84	254	3.02
1	Alex Johnson	84	228	2.71
17	Christine Williamson	82	174	2.12
16	Emani Sims	79	148	1.87
9	Katie Gallagher	81	87	1.07
3	Taylor Hollins	67	37	0.55
4	Alexis Mourning	18	24	1.33
23	Nrithya Sundararaman	12	3	0.25
11	Blair Fuentez	6	2	0.33
10	Ryan Shaffer	84	1	0.01
7	Mariel Schofield	44	0	0.00
12	Lizzie Hale	73	0	0.00
6	Julia Giampaolo	3	0	0.00

#	SERVE (by SA)	S	SA	SE	SA/S	TA	Pct
2	Lane Carico	82	23	25	0.28	329	.924
10	Ryan Shaffer	84	22	21	0.26	349	.940
1	Alex Johnson	84	17	20	0.20	309	.935
12	Lizzie Hale	73	10	12	0.14	235	.949
9	Katie Gallagher	81	8	12	0.10	284	.958
3	Taylor Hollins	67	7	7	0.10	270	.974
7	Mariel Schofield	44	4	8	0.09	163	.951
11	Blair Fuentez	6	1	1	0.17	3	.667
6	Julia Giampaolo	3	0	0	0.00	2	1.000
23	Nrithya Sundararaman	12	0	2	0.00	10	.800
16	Emani Sims	79	0	1	0.00	3	.667
17	Christine Williamson	82	0	2	0.00	2	.000
21	Ali Becker	84	0	2	0.00	7	.714
4	Alexis Mourning	18	0	0	0.00	3	1.000

#	DEFENSE (by Dig)	S	Dig	Dig/S	BHE
10	Ryan Shaffer	84	371	4.42	0
2	Lane Carico	82	345	4.21	0
1	Alex Johnson	84	259	3.08	2
9	Katie Gallagher	81	206	2.54	8
3	Taylor Hollins	67	171	2.55	1
12	Lizzie Hale	73	76	1.04	0
17	Christine Williamson	82	65	0.79	0
21	Ali Becker	84	42	0.50	2
7	Mariel Schofield	44	23	0.52	0
16	Emani Sims	79	16	0.20	2
23	Nrithya Sundararaman	12	6	0.50	1
4	Alexis Mourning	18	3	0.17	0
6	Julia Giampaolo	3	1	0.33	0
11	Blair Fuentez	6	0	0.00	0

#	RECEIPT (by TA)	S	RE	RE/S	TA	Pct
10	Ryan Shaffer	84	23	0.27	581	.960
1	Alex Johnson	84	17	0.20	383	.956
2	Lane Carico	82	9	0.11	207	.957
3	Taylor Hollins	67	7	0.10	194	.964
12	Lizzie Hale	73	9	0.12	110	.918
17	Christine Williamson	82	4	0.05	83	.952
TM	TEAM	-	10	0.12	-	-
21	Ali Becker	84	0	0.00	5	1.000
16	Emani Sims	79	0	0.00	4	1.000
4	Alexis Mourning	18	0	0.00	2	1.000
6	Julia Giampaolo	3	1	0.33	1	.000



**2011 University of Miami Volleyball**  
**Miami Combined Team Statistics (as of Nov 07, 2011)**  
**All matches**



RECORD:	OVERALL	HOME	AWAY	NEUTRAL
ALL GAMES	21-3	10-1	7-2	4-0
CONFERENCE	12-3	7-1	5-2	0-0
NON-CONFERENCE	9-0	3-0	2-0	4-0

#	Player	sp	Attack				pct	Set		Serve			re	Dig			Blocking					points
			k	k/s	e	ta		a	a/s	sa	se	sa/s		dig	dig/s	bs	ba	total	blk/s	be	bhe	
1	Alex Johnson	84	228	2.71	83	618	.235	80	0.95	17	20	0.20	17	259	3.08	6	46	52	0.62	9	2	274.0
2	Lane Carico	82	294	3.59	65	842	.272	29	0.35	23	25	0.28	9	345	4.21	2	24	26	0.32	13	0	331.0
3	Taylor Hollins	67	37	0.55	23	132	.106	20	0.30	7	7	0.10	7	171	2.55	0	1	1	0.01	0	1	44.5
4	Alexis Mourning	18	24	1.33	5	49	.388	1	0.06	0	0	0.00	0	3	0.17	2	8	10	0.56	2	0	30.0
6	Julia Giampaolo	3	0	0.00	0	1	.000	0	0.00	0	0	0.00	1	1	0.33	0	0	0	0.00	0	0	0.0
7	Mariel Schofield	44	0	0.00	0	1	.000	0	0.00	4	8	0.09	0	23	0.52	0	0	0	0.00	0	0	4.0
9	Katie Gallagher	81	87	1.07	22	236	.275	921	11.37	8	12	0.10	0	206	2.54	3	28	31	0.38	4	8	112.0
10	Ryan Shaffer	84	1	0.01	0	10	.100	22	0.26	22	21	0.26	23	371	4.42	0	0	0	0.00	0	0	23.0
11	Blair Fuentez	6	2	0.33	2	7	.000	3	0.50	1	1	0.17	0	0	0.00	0	0	0	0.00	0	0	3.0
12	Lizzie Hale	73	0	0.00	2	14	-.143	15	0.21	10	12	0.14	9	76	1.04	0	1	1	0.01	0	0	10.5
16	Emani Sims	79	148	1.87	38	334	.329	2	0.03	0	1	0.00	0	16	0.20	9	58	67	0.85	7	2	186.0
17	Christine Williamson	82	174	2.12	73	517	.195	2	0.02	0	2	0.00	4	65	0.79	5	30	35	0.43	10	0	194.0
21	Ali Becker	84	254	3.02	44	527	.398	5	0.06	0	2	0.00	0	42	0.50	14	61	75	0.89	5	2	298.5
23	Nrithya Sundararaman	12	3	0.25	2	12	.083	54	4.50	0	2	0.00	0	6	0.50	0	2	2	0.17	2	1	4.0
	TEAM	-	-	-	-	-	-	-	-	-	-	-	10	-	-	-	-	-	-	-	-	-
	MIAMI	84	1252	14.90	359	3300	.271	1154	13.74	92	113	1.10	80	1584	18.86	41	259	170.5	2.03	52	16	1514.5
	Opponents	84	1128	13.43	442	3419	.201	1049	12.49	80	157	0.95	92	1463	17.42	60	208	164.0	1.95	59	34	1372.0

Team Statistics	UM	OPP
ATTACK		
Kills	1252	1128
Errors	359	442
Total Attacks	3300	3419
Attack Pct	.271	.201
Kills/Set	14.9	13.4
SET		
Assists	1154	1049
Attempts	3205	3364
Assist Pct	.360	.312
Assists/Set	13.7	12.5
SERVE		
Aces	92	80
Errors	113	157
Attempts	1969	1743
Serve Pct	.943	.910
Aces/Set	1.1	1.0
SERVE RECEPTIONS		
Errors	80	92
Errors/Set	1.0	1.1
Attempts	1582	1855
Reception Pct	.949	.950
DEFENSE		
Digs	1584	1463
Digs/Set	18.9	17.4
BLOCKING		
Block Solo	41	60
Block Assist	259	208
Total Blocks	170.5	164.0
Blocks/Set	2.0	2.0
Block Errors	52	59
Ball handling errors	16	34
ATTENDANCE		
Total	6363	5171
Dates/Avg Per Date	11/578	9/575
Neutral site #/Avg	4/628	
Current win streak	6	-
Home win streak	4	-

Date	Opponent	Score	Score by set	Att.
\$Aug 26	vs Jacksonville State	w 3-0	25-19,25-18,25-14	1209
\$Aug 27	vs Louisiana-Lafayette	w 3-0	25-19,25-21,25-16	1055
\$Aug 27	at LSU	w 3-2	27-25,13-25,16-25,25-22,15-8	1055
!Sep 02	vs UC Santa Barbara	w 3-0	25-19,25-23,25-22	138
!Sep 03	vs Georgia	w 3-0	25-19,25-13,27-25	112
!Sep 03	at Pepperdine	w 3-1	18-25,25-23,25-21,25-23	309
%Sep 08	FLORIDA A&M	w 3-0	25-13,25-18,25-14	321
%Sep 09	AUBURN	w 3-0	25-14,25-22,25-16	704
%Sep 10	#18 OKLAHOMA	w 3-1	17-25,25-17,26-24,25-19	805
*Sep 14	at Florida State	L 0-3	23-25,21-25,18-25	1159
*Sep 23	at Virginia Tech	w 3-0	25-23,25-20,25-20	511
*Sep 25	at Virginia	w 3-0	25-20,25-14,25-22	223
*Sep 30	WAKE FOREST	w 3-0	25-18,25-16,25-23	599
*Oct 02	DUKE	w 3-0	25-22,26-24,25-20	617
*Oct 07	at NC State	w 3-2	25-16,19-25,23-25,27-25,15-12	543
*Oct 09	at North Carolina	L 2-3	29-31,23-25,25-19,27-25,11-15	831
*Oct 14	CLEMSON	w 3-0	25-13,25-22,25-22	704
*Oct 16	GEORGIA TECH	L 1-3	25-11,22-25,20-25,21-25	617
*Oct 21	at Boston College	w 3-1	26-24,25-16,16-25,25-15	208
*Oct 23	at Maryland	w 3-1	25-20,22-25,25-13,25-23	332
*Oct 28	VIRGINIA	w 3-0	25-18,25-18,25-16	404
*Oct 30	VIRGINIA TECH	w 3-0	25-23,25-16,25-19	571
*Nov 04	NORTH CAROLINA	w 3-1	25-21,25-21,25-27,25-20	517
*Nov 06	NC STATE	w 3-0	27-25,25-19,25-20	504

\$ = Tiger Classic (Baton Rouge, La.)  
 ! = Pepperdine Asics Classic (Malibu, Calif.)  
 % = Hurricane Invitational (Coral Gables, Fla.)  
 \* = Atlantic Coast Conference match

Record in 3-set matches: 14-1  
 Record in 4-set matches: 5-1  
 Record in 5-set matches: 2-1



**2011 University of Miami Volleyball  
Miami Match Results (as of Nov 07, 2011)  
All matches**



Date	Opponent	Score	Score-by-set	Overall	Conf	Time	Att.
\$ Aug 26	vs Jacksonville State	W	3-0 25-19,25-18,25-14	1-0	0-0	1:15	1209
\$ Aug 27	vs Louisiana-Lafayette	W	3-0 25-19,25-21,25-16	2-0	0-0	1:20	1055
\$ Aug 27	at LSU	W	3-2 27-25,13-25,16-25,25-22,15-8	3-0	0-0	2:13	1055
! Sep 02	vs UC Santa Barbara	W	3-0 25-19,25-23,25-22	4-0	0-0	1:33	138
! Sep 03	vs Georgia	W	3-0 25-19,25-13,27-25	5-0	0-0	1:30	112
! Sep 03	at Pepperdine	W	3-1 18-25,25-23,25-21,25-23	6-0	0-0	2:10	309
% Sep 08	FLORIDA A&M	W	3-0 25-13,25-18,25-14	7-0	0-0	1:19	321
% Sep 09	AUBURN	W	3-0 25-14,25-22,25-16	8-0	0-0	1:25	704
% Sep 10	#18 OKLAHOMA	W	3-1 17-25,25-17,26-24,25-19	9-0	0-0	1:58	805
* Sep 14	at Florida State	L	0-3 23-25,21-25,18-25	9-1	0-1	1:31	1159
* Sep 23	at Virginia Tech	W	3-0 25-23,25-20,25-20	10-1	1-1	1:28	511
* Sep 25	at Virginia	W	3-0 25-20,25-14,25-22	11-1	2-1	1:24	223
* Sep 30	WAKE FOREST	W	3-0 25-18,25-16,25-23	12-1	3-1	1:27	599
* Oct 02	DUKE	W	3-0 25-22,26-24,25-20	13-1	4-1	1:35	617
* Oct 07	at NC State	W	3-2 25-16,19-25,23-25,27-25,15-12	14-1	5-1	2:21	543
* Oct 09	at North Carolina	L	2-3 29-31,23-25,25-19,27-25,11-15	14-2	5-2	2:24	831
* Oct 14	CLEMSON	W	3-0 25-13,25-22,25-22	15-2	6-2	1:22	704
* Oct 16	GEORGIA TECH	L	1-3 25-11,22-25,20-25,21-25	15-3	6-3	1:53	617
* Oct 21	at Boston College	W	3-1 26-24,25-16,16-25,25-15	16-3	7-3	1:55	208
* Oct 23	at Maryland	W	3-1 25-20,22-25,25-13,25-23	17-3	8-3	1:54	332
* Oct 28	VIRGINIA	W	3-0 25-18,25-18,25-16	18-3	9-3	1:23	404
* Oct 30	VIRGINIA TECH	W	3-0 25-23,25-16,25-19	19-3	10-3	1:30	571
* Nov 04	NORTH CAROLINA	W	3-1 25-21,25-21,25-27,25-20	20-3	11-3	1:59	517
* Nov 06	NC STATE	W	3-0 27-25,25-19,25-20	21-3	12-3	1:36	504

\$ = Tiger Classic (Baton Rouge, La.)

! = Pepperdine Asics Classic (Malibu, Calif.)

% = Hurricane Invitational (Coral Gables, Fla.)

\* = Atlantic Coast Conference match

Team Record	W-L-T	Attend	Dates	Total	Avg.
Overall:	21-3	Total:	24	14048	585
Conference:	12-3	Home:	11	6363	578
Home:	10-1	Away:	9	5171	575
Away:	7-2	Neutral:	4	2514	628
Neutral:	4-0				
3 sets:	14-1				
4 sets:	5-1				
5 sets:	2-1				



**2011 University of Miami Volleyball**  
**Miami Team Match-by-Match (as of Nov 07, 2011)**  
**All matches**



Date	Opponent	sp	attack				set			serve				recept			dig	blocking				bhe	points	score
			k	e	ta	pct	a	ta	pct	sa	se	ta	pct	re	ta	pct		bs	ba	be	total			
Aug 26, 2011	vs Jacksonville State	3	41	6	91	.385	39	90	.433	6	6	73	.918	6	45	.867	49	1	10	1	6.0	0	53.0	3-0
Aug 27, 2011	vs Louisiana-Lafayette	3	49	8	113	.363	46	109	.422	3	5	73	.932	1	55	.982	52	1	10	2	6.0	2	58.0	3-0
Aug 27, 2011	at LSU	5	55	26	198	.146	48	195	.246	2	6	95	.937	9	96	.906	97	3	21	6	13.5	0	70.5	3-2
Sep 02, 2011	vs UC Santa Barbara	3	44	11	125	.264	38	120	.317	3	3	75	.960	1	53	.981	61	3	10	2	8.0	1	55.0	3-0
Sep 03, 2011	vs Georgia	3	41	10	108	.287	35	97	.361	5	1	75	.987	2	48	.958	54	0	12	2	6.0	0	52.0	3-0
Sep 03, 2011	at Pepperdine	4	62	17	186	.242	58	173	.335	2	7	92	.924	6	90	.933	96	3	16	1	11.0	1	75.0	3-1
Sep 08, 2011	FLORIDA A&M	3	42	10	84	.381	38	81	.469	9	8	73	.890	1	41	.976	36	1	14	0	8.0	0	59.0	3-0
Sep 09, 2011	AUBURN	3	46	13	123	.268	38	118	.322	4	3	73	.959	1	47	.979	61	1	6	1	4.0	1	54.0	3-0
Sep 10, 2011	OKLAHOMA	4	62	15	169	.278	60	167	.359	5	6	91	.934	5	78	.936	90	0	14	2	7.0	1	74.0	3-1
Sep 14, 2011	at Florida State	3	39	14	122	.205	36	117	.308	1	4	63	.937	2	69	.971	50	0	8	0	4.0	0	44.0	0-3
Sep 23, 2011	at Virginia Tech	3	43	13	119	.252	39	116	.336	2	4	73	.945	1	60	.983	59	2	14	0	9.0	2	54.0	3-0
Sep 25, 2011	at Virginia	3	50	9	106	.387	49	108	.454	6	3	73	.959	3	53	.943	49	1	4	5	3.0	0	59.0	3-0
Sep 30, 2011	WAKE FOREST	3	49	12	115	.322	43	107	.402	4	5	73	.932	3	56	.946	55	2	6	1	5.0	0	58.0	3-0
Oct 02, 2011	DUKE	3	48	18	136	.221	46	135	.341	5	5	74	.932	2	66	.970	60	1	16	4	9.0	2	62.0	3-0
Oct 07, 2011	at NC State	5	62	25	185	.200	59	189	.312	7	8	108	.926	4	98	.959	82	2	25	5	14.5	0	83.5	3-2
Oct 09, 2011	at North Carolina	5	84	26	237	.245	74	225	.329	1	2	115	.983	4	109	.963	129	4	10	2	9.0	3	94.0	2-3
Oct 14, 2011	CLEMSON	3	49	8	110	.373	45	107	.421	2	3	73	.959	1	55	.982	47	2	9	1	6.5	1	57.5	3-0
Oct 16, 2011	GEORGIA TECH	4	51	18	128	.258	49	123	.398	5	6	89	.933	7	74	.905	48	3	10	6	8.0	0	64.0	1-3
Oct 21, 2011	at Boston College	4	53	20	151	.219	49	145	.338	3	5	91	.945	5	73	.932	73	3	12	4	9.0	0	65.0	3-1
Oct 23, 2011	at Maryland	4	65	18	177	.266	61	174	.351	3	3	96	.969	7	75	.907	94	2	8	0	6.0	1	74.0	3-1
Oct 28, 2011	VIRGINIA	3	49	14	121	.289	47	118	.398	6	5	73	.932	3	51	.941	65	1	4	1	3.0	0	58.0	3-0
Oct 30, 2011	VIRGINIA TECH	3	55	13	117	.359	50	113	.442	1	2	73	.973	4	52	.923	57	1	6	1	4.0	0	60.0	3-0
Nov 04, 2011	NORTH CAROLINA	4	61	18	154	.279	57	153	.373	5	7	99	.929	2	80	.975	63	2	8	4	6.0	0	72.0	3-1
Nov 06, 2011	NC STATE	3	52	17	125	.280	50	125	.400	2	6	76	.921	0	58	1.000	57	2	6	1	5.0	1	59.0	3-0
Miami		84	1252	359	3300	.271	1154	3205	.360	92	113	1969	.943	80	1582	.949	1584	41	259	52	170.5	16	1514.5	
		84	1128	442	3419	.201	1049	3364	.312	80	157	1743	.910	92	1855	.950	1463	60	208	59	164.0	34	1372.0	

Sets played: 84  
 Kills per set: 14.90  
 Assists per set: 13.74

Service aces per set: 1.10  
 Digs per set: 18.86  
 Blocks per set: 2.03

Points per set: 18.03  
 Ball handling errors per set: 0.19  
 Reception errors per set: 0.95



**2011 University of Miami Volleyball**  
**Miami Opponent Match-by-Match (as of Nov 07, 2011)**  
**All matches**



OPPONENT STATS

Date	Opponent	sp	attack				set			serve				recept			dig	blocking				bhe	points	score
			k	e	ta	pct	a	ta	pct	sa	se	ta	pct	re	ta	pct		bs	ba	be	total			
Aug 26, 2011	vs Jacksonville State	3	32	19	106	.123	28	101	.277	6	8	53	.849	6	67	.910	39	0	5	2	2.5	1	40.5	3-0
Aug 27, 2011	vs Louisiana-Lafayette	3	40	16	111	.216	40	115	.348	1	3	58	.948	3	68	.956	48	2	6	3	5.0	1	46.0	3-0
Aug 27, 2011	at LSU	5	64	26	207	.184	58	204	.284	9	10	107	.907	2	89	.978	102	2	18	2	11.0	1	84.0	3-2
Sep 02, 2011	vs UC Santa Barbara	3	47	16	134	.231	44	132	.333	1	10	64	.844	3	71	.958	62	1	10	3	6.0	2	54.0	3-0
Sep 03, 2011	vs Georgia	3	44	20	132	.182	40	125	.320	2	11	59	.814	5	74	.932	51	1	12	5	7.0	0	53.0	3-0
Sep 03, 2011	at Pepperdine	4	61	23	196	.194	56	190	.295	6	3	93	.968	2	85	.976	90	3	8	5	7.0	2	74.0	3-1
Sep 08, 2011	FLORIDA A&M	3	25	16	90	.100	25	94	.266	1	6	48	.875	9	65	.862	31	1	6	1	4.0	2	30.0	3-0
Sep 09, 2011	AUBURN	3	34	17	122	.139	33	118	.280	1	7	54	.870	4	70	.943	54	5	10	2	10.0	1	45.0	3-0
Sep 10, 2011	OKLAHOMA	4	55	14	170	.241	51	163	.313	5	8	86	.907	5	85	.941	78	3	6	3	6.0	2	66.0	3-1
Sep 14, 2011	at Florida State	3	53	14	126	.310	48	118	.407	2	6	75	.920	1	59	.983	57	0	8	2	4.0	0	59.0	0-3
Sep 23, 2011	at Virginia Tech	3	43	21	136	.162	39	129	.302	1	5	65	.923	2	69	.971	52	3	8	1	7.0	3	51.0	3-0
Sep 25, 2011	at Virginia	3	41	12	113	.257	40	118	.339	3	5	58	.914	6	70	.914	43	0	6	2	3.0	1	47.0	3-0
Sep 30, 2011	WAKE FOREST	3	37	16	120	.175	34	123	.276	3	3	59	.949	4	68	.941	51	2	10	5	7.0	2	47.0	3-0
Oct 02, 2011	DUKE	3	38	20	126	.143	36	121	.298	2	2	69	.971	5	69	.928	55	2	4	1	4.0	1	44.0	3-0
Oct 07, 2011	at NC State	5	66	31	188	.186	60	199	.302	4	6	104	.942	7	100	.930	85	7	12	1	13.0	0	83.0	3-2
Oct 09, 2011	at North Carolina	5	80	21	249	.237	76	234	.325	4	6	115	.948	1	113	.991	108	5	22	4	16.0	3	100.0	2-3
Oct 14, 2011	CLEMSON	3	44	18	119	.218	42	118	.356	1	4	59	.932	2	70	.971	46	2	2	2	3.0	0	48.0	3-0
Oct 16, 2011	GEORGIA TECH	4	55	19	130	.277	51	128	.398	7	11	85	.871	5	83	.940	50	3	10	2	8.0	2	70.0	1-3
Oct 21, 2011	at Boston College	4	49	24	167	.150	45	161	.280	5	8	81	.901	3	86	.965	76	4	8	2	8.0	3	62.0	3-1
Oct 23, 2011	at Maryland	4	51	20	175	.177	41	174	.236	7	7	82	.915	3	93	.968	82	5	9	1	9.5	2	67.5	3-1
Oct 28, 2011	VIRGINIA	3	29	14	122	.123	26	120	.217	3	3	54	.944	6	68	.912	47	3	4	2	5.0	2	37.0	3-0
Oct 30, 2011	VIRGINIA TECH	3	39	8	111	.279	38	111	.342	4	8	60	.867	1	71	.986	43	1	8	1	5.0	1	48.0	3-0
Nov 04, 2011	NORTH CAROLINA	4	62	23	155	.252	60	153	.392	2	10	90	.889	5	92	.946	64	1	8	3	5.0	1	69.0	3-1
Nov 06, 2011	NC STATE	3	39	14	114	.219	38	115	.330	0	7	65	.892	2	70	.971	49	4	8	4	8.0	1	47.0	3-0
Opponent totals		84	1128	442	3419	.201	1049	3364	.312	80	157	1743	.910	92	1855	.950	1463	60	208	59	164.0	34	1372.0	
		84	1252	359	3300	.271	1154	3205	.360	92	113	1969	.943	80	1582	.949	1584	41	259	52	170.5	16	1514.5	

Sets played: 84  
 Kills per set: 13.43  
 Assists per set: 12.49

Service aces per set: 0.95  
 Digs per set: 17.42  
 Blocks per set: 1.95

Points per set: 16.33  
 Ball handling errors per set: 0.40  
 Reception errors per set: 1.10





**2011 University of Miami Volleyball**  
**Miami Team Match-by-Match Comparison (as of Nov 07, 2011)**  
**All matches**



Date	Opponent	Score	Kills	Errors	TA	Hit%	Assists	SA	SE	RE	Digs	Blocks	BS	BA	BE	BHE
Aug 26, 2011	vs Jacksonville State	3-0	41 / 32	6 / 19	91 / 106	.385 / .123	39 / 28	6 / 6	6 / 8	6 / 6	49 / 39	6.0 / 2.5	1 / 0	10 / 5	1 / 2	0 / 1
Aug 27, 2011	vs Louisiana-Lafayette	3-0	49 / 40	8 / 16	113 / 111	.363 / .216	46 / 40	3 / 1	5 / 3	1 / 3	52 / 48	6.0 / 5.0	1 / 2	10 / 6	2 / 3	2 / 1
Aug 27, 2011	at LSU	3-2	55 / 64	26 / 26	198 / 207	.146 / .184	48 / 58	2 / 9	6 / 10	9 / 2	97 / 102	13.5 / 11.0	3 / 2	21 / 18	6 / 2	0 / 1
Sep 02, 2011	vs UC Santa Barbara	3-0	44 / 47	11 / 16	125 / 134	.264 / .231	38 / 44	3 / 1	3 / 10	1 / 3	61 / 62	8.0 / 6.0	3 / 1	10 / 10	2 / 3	1 / 2
Sep 03, 2011	vs Georgia	3-0	41 / 44	10 / 20	108 / 132	.287 / .182	35 / 40	5 / 2	1 / 11	2 / 5	54 / 51	6.0 / 7.0	0 / 1	12 / 12	2 / 5	0 / 0
Sep 03, 2011	at Pepperdine	3-1	62 / 61	17 / 23	186 / 196	.242 / .194	58 / 56	2 / 6	7 / 3	6 / 2	96 / 90	11.0 / 7.0	3 / 3	16 / 8	1 / 5	1 / 2
Sep 08, 2011	FLORIDA A&M	3-0	42 / 25	10 / 16	84 / 90	.381 / .100	38 / 25	9 / 1	8 / 6	1 / 9	36 / 31	8.0 / 4.0	1 / 1	14 / 6	0 / 1	0 / 2
Sep 09, 2011	AUBURN	3-0	46 / 34	13 / 17	123 / 122	.268 / .139	38 / 33	4 / 1	3 / 7	1 / 4	61 / 54	4.0 / 10.0	1 / 5	6 / 10	1 / 2	1 / 1
Sep 10, 2011	OKLAHOMA	3-1	62 / 55	15 / 14	169 / 170	.278 / .241	60 / 51	5 / 5	6 / 8	5 / 5	90 / 78	7.0 / 6.0	0 / 3	14 / 6	2 / 3	1 / 2
Sep 14, 2011	at Florida State	0-3	39 / 53	14 / 14	122 / 126	.205 / .310	36 / 48	1 / 2	4 / 6	2 / 1	50 / 57	4.0 / 4.0	0 / 0	8 / 8	0 / 2	0 / 0
Sep 23, 2011	at Virginia Tech	3-0	43 / 43	13 / 21	119 / 136	.252 / .162	39 / 39	2 / 1	4 / 5	1 / 2	59 / 52	9.0 / 7.0	2 / 3	14 / 8	0 / 1	2 / 3
Sep 25, 2011	at Virginia	3-0	50 / 41	9 / 12	106 / 113	.387 / .257	49 / 40	6 / 3	3 / 5	3 / 6	49 / 43	3.0 / 3.0	1 / 0	4 / 6	5 / 2	0 / 1
Sep 30, 2011	WAKE FOREST	3-0	49 / 37	12 / 16	115 / 120	.322 / .175	43 / 34	4 / 3	5 / 3	3 / 4	55 / 51	5.0 / 7.0	2 / 2	6 / 10	1 / 5	0 / 2
Oct 02, 2011	DUKE	3-0	48 / 38	18 / 20	136 / 126	.221 / .143	46 / 36	5 / 2	5 / 2	2 / 5	60 / 55	9.0 / 4.0	1 / 2	16 / 4	4 / 1	2 / 1
Oct 07, 2011	at NC State	3-2	62 / 66	25 / 31	185 / 188	.200 / .186	59 / 60	7 / 4	8 / 6	4 / 7	82 / 85	14.5 / 13.0	2 / 7	25 / 12	5 / 1	0 / 0
Oct 09, 2011	at North Carolina	2-3	84 / 80	26 / 21	237 / 249	.245 / .237	74 / 76	1 / 4	2 / 6	4 / 1	129 / 108	9.0 / 16.0	4 / 5	10 / 22	2 / 4	3 / 3
Oct 14, 2011	CLEMSON	3-0	49 / 44	8 / 18	110 / 119	.373 / .218	45 / 42	2 / 1	3 / 4	1 / 2	47 / 46	6.5 / 3.0	2 / 2	9 / 2	1 / 2	1 / 0
Oct 16, 2011	GEORGIA TECH	1-3	51 / 55	18 / 19	128 / 130	.258 / .277	49 / 51	5 / 7	6 / 11	7 / 5	48 / 50	8.0 / 8.0	3 / 3	10 / 10	6 / 2	0 / 2
Oct 21, 2011	at Boston College	3-1	53 / 49	20 / 24	151 / 167	.219 / .150	49 / 45	3 / 5	5 / 8	5 / 3	73 / 76	9.0 / 8.0	3 / 4	12 / 8	4 / 2	0 / 3
Oct 23, 2011	at Maryland	3-1	65 / 51	18 / 20	177 / 175	.266 / .177	61 / 41	3 / 7	3 / 7	7 / 3	94 / 82	6.0 / 9.5	2 / 5	8 / 9	0 / 1	1 / 2
Oct 28, 2011	VIRGINIA	3-0	49 / 29	14 / 14	121 / 122	.289 / .123	47 / 26	6 / 3	5 / 3	3 / 6	65 / 47	3.0 / 5.0	1 / 3	4 / 4	1 / 2	0 / 2
Oct 30, 2011	VIRGINIA TECH	3-0	55 / 39	13 / 8	117 / 111	.359 / .279	50 / 38	1 / 4	2 / 8	4 / 1	57 / 43	4.0 / 5.0	1 / 1	6 / 8	1 / 1	0 / 1
Nov 04, 2011	NORTH CAROLINA	3-1	61 / 62	18 / 23	154 / 155	.279 / .252	57 / 60	5 / 2	7 / 10	2 / 5	63 / 64	6.0 / 5.0	2 / 1	8 / 8	4 / 3	0 / 1
Nov 06, 2011	NC STATE	3-0	52 / 39	17 / 14	125 / 114	.280 / .219	50 / 38	2 / 0	6 / 7	0 / 2	57 / 49	5.0 / 8.0	2 / 4	6 / 8	1 / 4	1 / 1

Note: Match totals are displayed in the format TEAM/OPPONENT for each category



**2011 University of Miami Volleyball  
Miami Match Highs (as of Nov 07, 2011)  
All matches**



**INDIVIDUAL MATCH HIGHS**

**ATTACK PERCENT (K-E-TA) minimum 12 kills**

.583 (16- 2-24)	Ali Becker at Boston College (Oct 21, 2011)
.545 (13- 1-22)	Ali Becker vs Virginia Tech (Oct 30, 2011)
.476 (22- 2-42)	Ali Becker at North Carolina (Oct 09, 2011)
.476 (12- 2-21)	Emani Sims vs North Carolina (Nov 04, 2011)
.469 (17- 2-32)	Alex Johnson vs Louisiana-Lafayette (Aug 27, 2011 in Baton Rouge, La.)
.458 (13- 2-24)	Emani Sims at Boston College (Oct 21, 2011)
.440 (12- 1-25)	Ali Becker at Florida State (Sep 14, 2011)
.417 (12- 2-24)	Alexis Mourning at North Carolina (Oct 09, 2011)
.409 (12- 3-22)	Ali Becker vs Duke (Oct 02, 2011)
.407 (13- 2-27)	Ali Becker at Virginia Tech (Sep 23, 2011)

**KILLS (K-E-TA)**

22 (22- 6-63) 5s	Lane Carico at North Carolina (Oct 09, 2011)
22 (22- 2-42) 5s	Ali Becker at North Carolina (Oct 09, 2011)
21 (21- 4-43) 4s	Alex Johnson at Pepperdine (Sep 03, 2011)
20 (20- 3-45) 4s	Lane Carico at Maryland (Oct 23, 2011)
19 (19- 5-59) 4s	Lane Carico vs Oklahoma (Sep 10, 2011)
19 (19- 4-39) 3s	Lane Carico vs Wake Forest (Sep 30, 2011)
17 (17- 3-40) 4s	Lane Carico vs North Carolina (Nov 04, 2011)
17 (17-10-53) 5s	Christine Williamson at LSU (Aug 27, 2011)
17 (17- 2-32) 3s	Alex Johnson vs Louisiana-Lafayette (Aug 27, 2011 in Baton Rouge, La.)
16 (16- 2-24) 4s	Ali Becker at Boston College (Oct 21, 2011)

**KILLS 3-SETS (K-E-TA)**

19 (19- 4-39)	Lane Carico vs Wake Forest (Sep 30, 2011)
17 (17- 2-32)	Alex Johnson vs Louisiana-Lafayette (Aug 27, 2011 in Baton Rouge, La.)
14 (14- 1-33)	Lane Carico vs Duke (Oct 02, 2011)
13 (13- 4-30)	Lane Carico at Virginia (Sep 25, 2011)
13 (13- 1-22)	Ali Becker vs Virginia Tech (Oct 30, 2011)

**KILLS 4-SETS (K-E-TA)**

21 (21- 4-43)	Alex Johnson at Pepperdine (Sep 03, 2011)
20 (20- 3-45)	Lane Carico at Maryland (Oct 23, 2011)
19 (19- 5-59)	Lane Carico vs Oklahoma (Sep 10, 2011)
17 (17- 3-40)	Lane Carico vs North Carolina (Nov 04, 2011)
16 (16- 2-24)	Ali Becker at Boston College (Oct 21, 2011)

**KILLS 5-SETS (K-E-TA)**

22 (22- 2-42)	Ali Becker at North Carolina (Oct 09, 2011)
22 (22- 6-63)	Lane Carico at North Carolina (Oct 09, 2011)
17 (17-10-53)	Christine Williamson at LSU (Aug 27, 2011)
15 (15- 4-49)	Lane Carico at NC State (Oct 07, 2011)
14 (14- 5-41)	Alex Johnson at LSU (Aug 27, 2011)

**TOTAL ATTEMPTS (K-E-TA)**

63 (22- 6-63) 5s	Lane Carico at North Carolina (Oct 09, 2011)
59 (19- 5-59) 4s	Lane Carico vs Oklahoma (Sep 10, 2011)
53 (17-10-53) 5s	Christine Williamson at LSU (Aug 27, 2011)
49 (15- 4-49) 5s	Lane Carico at NC State (Oct 07, 2011)
48 (13- 3-48) 4s	Lane Carico at Pepperdine (Sep 03, 2011)
45 (11- 4-45) 5s	Lane Carico at LSU (Aug 27, 2011)
45 (20- 3-45) 4s	Lane Carico at Maryland (Oct 23, 2011)
45 (12- 3-45) 4s	Lane Carico at Boston College (Oct 21, 2011)
43 (21- 4-43) 4s	Alex Johnson at Pepperdine (Sep 03, 2011)
42 (22- 2-42) 5s	Ali Becker at North Carolina (Oct 09, 2011)

**TOTAL ATTEMPTS 3-SETS (K-E-TA)**

39 (19- 4-39)	Lane Carico vs Wake Forest (Sep 30, 2011)
33 (11- 2-33)	Lane Carico vs Virginia (Oct 28, 2011)
33 (11- 2-33)	Lane Carico vs NC State (Nov 06, 2011)
33 (14- 1-33)	Lane Carico vs Duke (Oct 02, 2011)
32 (11- 1-32)	Lane Carico vs Auburn (Sep 09, 2011)

**TOTAL ATTEMPTS 4-SETS (K-E-TA)**

59 (19- 5-59)	Lane Carico vs Oklahoma (Sep 10, 2011)
48 (13- 3-48)	Lane Carico at Pepperdine (Sep 03, 2011)
45 (20- 3-45)	Lane Carico at Maryland (Oct 23, 2011)
45 (12- 3-45)	Lane Carico at Boston College (Oct 21, 2011)
43 (21- 4-43)	Alex Johnson at Pepperdine (Sep 03, 2011)

**TOTAL ATTEMPTS 5-SETS (K-E-TA)**

63 (22- 6-63)	Lane Carico at North Carolina (Oct 09, 2011)
53 (17-10-53)	Christine Williamson at LSU (Aug 27, 2011)
49 (15- 4-49)	Lane Carico at NC State (Oct 07, 2011)
45 (11- 4-45)	Lane Carico at LSU (Aug 27, 2011)
42 (22- 2-42)	Ali Becker at North Carolina (Oct 09, 2011)



**2011 University of Miami Volleyball  
Miami Match Highs (as of Nov 07, 2011)  
All matches**



**POINTS**

23.5 (22- 0- 1.5) 5s	Ali Becker at North Carolina (Oct 09, 2011)
23.0 (22- 0- 1.0) 5s	Lane Carico at North Carolina (Oct 09, 2011)
23.0 (21- 1- 1.0) 4s	Alex Johnson at Pepperdine (Sep 03, 2011)
21.5 (19- 1- 1.5) 4s	Lane Carico vs Oklahoma (Sep 10, 2011)
21.0 (20- 1- 0.0) 4s	Lane Carico at Maryland (Oct 23, 2011)

**POINTS 3-SETS**

20.0 (17- 0- 3.0)	Alex Johnson vs Louisiana-Lafayette (Aug 27, 2011 in Baton Rouge, La.)
19.0 (19- 0- 0.0)	Lane Carico vs Wake Forest (Sep 30, 2011)
16.0 (14- 2- 0.0)	Lane Carico vs Duke (Oct 02, 2011)
15.5 (13- 0- 2.5)	Ali Becker at Virginia Tech (Sep 23, 2011)
14.5 (12- 0- 2.5)	Ali Becker vs Duke (Oct 02, 2011)

**POINTS 4-SETS**

23.0 (21- 1- 1.0)	Alex Johnson at Pepperdine (Sep 03, 2011)
21.5 (19- 1- 1.5)	Lane Carico vs Oklahoma (Sep 10, 2011)
21.0 (20- 1- 0.0)	Lane Carico at Maryland (Oct 23, 2011)
19.5 (17- 2- 0.5)	Lane Carico vs North Carolina (Nov 04, 2011)
17.5 (16- 0- 1.5)	Ali Becker at Boston College (Oct 21, 2011)

**POINTS 5-SETS**

23.5 (22- 0- 1.5)	Ali Becker at North Carolina (Oct 09, 2011)
23.0 (22- 0- 1.0)	Lane Carico at North Carolina (Oct 09, 2011)
18.5 (14- 2- 2.5)	Alex Johnson at LSU (Aug 27, 2011)
18.0 (17- 0- 1.0)	Christine Williamson at LSU (Aug 27, 2011)
17.5 (15- 1- 1.5)	Lane Carico at NC State (Oct 07, 2011)



2011 University of Miami Volleyball  
Miami Match Highs (as of Nov 07, 2011)  
All matches



**ASSISTS**

60 (5s) Katie Gallagher at North Carolina (Oct 09, 2011)  
53 (4s) Katie Gallagher vs North Carolina (Nov 04, 2011)  
51 (5s) Katie Gallagher at NC State (Oct 07, 2011)  
51 (4s) Katie Gallagher at Pepperdine (Sep 03, 2011)  
49 (4s) Katie Gallagher at Maryland (Oct 23, 2011)

**ASSISTS 3-SETS**

43 Katie Gallagher vs NC State (Nov 06, 2011)  
42 Nrithya Sundararaman vs Virginia (Oct 28, 2011)  
39 Katie Gallagher at Virginia (Sep 25, 2011)  
39 Katie Gallagher vs Virginia Tech (Oct 30, 2011)  
39 Katie Gallagher vs Clemson (Oct 14, 2011)

**ASSISTS 4-SETS**

53 Katie Gallagher vs North Carolina (Nov 04, 2011)  
51 Katie Gallagher at Pepperdine (Sep 03, 2011)  
49 Katie Gallagher at Maryland (Oct 23, 2011)  
48 Katie Gallagher vs Oklahoma (Sep 10, 2011)  
44 Katie Gallagher at Boston College (Oct 21, 2011)

**ASSISTS 5-SETS**

60 Katie Gallagher at North Carolina (Oct 09, 2011)  
51 Katie Gallagher at NC State (Oct 07, 2011)  
40 Katie Gallagher at LSU (Aug 27, 2011)  
5 Alex Johnson at NC State (Oct 07, 2011)  
3 Ryan Shaffer at North Carolina (Oct 09, 2011)

**DIGS**

32 (5s) Ryan Shaffer at North Carolina (Oct 09, 2011)  
30 (5s) Ryan Shaffer at LSU (Aug 27, 2011)  
26 (4s) Ryan Shaffer at Pepperdine (Sep 03, 2011)  
26 (4s) Lane Carico at Maryland (Oct 23, 2011)  
24 (5s) Lane Carico at NC State (Oct 07, 2011)

**DIGS 3-SETS**

19 Ryan Shaffer vs Auburn (Sep 09, 2011)  
19 Ryan Shaffer vs Virginia (Oct 28, 2011)  
17 Lane Carico at Virginia Tech (Sep 23, 2011)  
16 Lane Carico at Florida State (Sep 14, 2011)  
15 Ryan Shaffer vs Georgia (Sep 03, 2011 in Malibu, CA)

**DIGS 4-SETS**

26 Ryan Shaffer at Pepperdine (Sep 03, 2011)  
26 Lane Carico at Maryland (Oct 23, 2011)  
20 Ryan Shaffer at Boston College (Oct 21, 2011)  
20 Lane Carico at Pepperdine (Sep 03, 2011)  
19 Katie Gallagher at Maryland (Oct 23, 2011)

**DIGS 5-SETS**

32 Ryan Shaffer at North Carolina (Oct 09, 2011)  
30 Ryan Shaffer at LSU (Aug 27, 2011)  
24 Lane Carico at NC State (Oct 07, 2011)  
23 Lane Carico at North Carolina (Oct 09, 2011)  
21 Ryan Shaffer at NC State (Oct 07, 2011)

**ACES**

6 Ryan Shaffer vs Florida A&M (Sep 08, 2011)  
4 Lane Carico vs Jacksonville State (Aug 26, 2011 in Baton Rouge, La.)  
3 Alex Johnson at NC State (Oct 07, 2011)  
2 Taylor Hollins at Virginia (Sep 25, 2011)  
2 Lane Carico vs North Carolina (Nov 04, 2011)

**BLOCKS (BS-BA)**

9 (3-6) Emani Sims at LSU (Aug 27, 2011)  
8 (1-7) Ali Becker at NC State (Oct 07, 2011)  
6 (2-4) Ali Becker vs UC Santa Barbara (Sep 02, 2011 in Malibu, CA)  
6 (1-5) Ali Becker at Pepperdine (Sep 03, 2011)  
6 (0-6) Alex Johnson at NC State (Oct 07, 2011)  
5 (1-4) Alex Johnson vs Louisiana-Lafayette (Aug 27, 2011 in Baton Rouge, La.)  
5 (0-5) Alex Johnson at LSU (Aug 27, 2011)  
5 (0-5) Ali Becker vs Duke (Oct 02, 2011)  
4 (2-2) Ali Becker vs Georgia Tech (Oct 16, 2011)  
4 (2-2) Alex Johnson at Boston College (Oct 21, 2011)



2011 University of Miami Volleyball  
Miami Match Highs (as of Nov 07, 2011)  
All matches



TEAM MATCH HIGHS

**ATTACK PERCENT (K-E-TA)**

.387 (50- 9-106)	at Virginia (Sep 25, 2011)
.385 (41- 6- 91)	vs Jacksonville State (Aug 26, 2011 in Baton Rouge, La.)
.381 (42-10- 84)	vs Florida A&M (Sep 08, 2011)
.373 (49- 8-110)	vs Clemson (Oct 14, 2011)
.363 (49- 8-113)	vs Louisiana-Lafayette (Aug 27, 2011 in Baton Rouge, La.)
.359 (55-13-117)	vs Virginia Tech (Oct 30, 2011)
.322 (49-12-115)	vs Wake Forest (Sep 30, 2011)
.289 (49-14-121)	vs Virginia (Oct 28, 2011)
.287 (41-10-108)	vs Georgia (Sep 03, 2011 in Malibu, CA)
.280 (52-17-125)	vs NC State (Nov 06, 2011)

**KILLS (K-E-TA)**

84 (84-26-237) 5s	at North Carolina (Oct 09, 2011)
65 (65-18-177) 4s	at Maryland (Oct 23, 2011)
62 (62-17-186) 4s	at Pepperdine (Sep 03, 2011)
62 (62-25-185) 5s	at NC State (Oct 07, 2011)
62 (62-15-169) 4s	vs Oklahoma (Sep 10, 2011)
61 (61-18-154) 4s	vs North Carolina (Nov 04, 2011)
55 (55-13-117) 3s	vs Virginia Tech (Oct 30, 2011)
55 (55-26-198) 5s	at LSU (Aug 27, 2011)
53 (53-20-151) 4s	at Boston College (Oct 21, 2011)
52 (52-17-125) 3s	vs NC State (Nov 06, 2011)

**KILLS 3-SETS (K-E-TA)**

55 (55-13-117)	vs Virginia Tech (Oct 30, 2011)
52 (52-17-125)	vs NC State (Nov 06, 2011)
50 (50- 9-106)	at Virginia (Sep 25, 2011)
49 (49-12-115)	vs Wake Forest (Sep 30, 2011)
49 (49- 8-110)	vs Clemson (Oct 14, 2011)

**KILLS 4-SETS (K-E-TA)**

65 (65-18-177)	at Maryland (Oct 23, 2011)
62 (62-17-186)	at Pepperdine (Sep 03, 2011)
62 (62-15-169)	vs Oklahoma (Sep 10, 2011)
61 (61-18-154)	vs North Carolina (Nov 04, 2011)
53 (53-20-151)	at Boston College (Oct 21, 2011)

**KILLS 5-SETS (K-E-TA)**

84 (84-26-237)	at North Carolina (Oct 09, 2011)
62 (62-25-185)	at NC State (Oct 07, 2011)
55 (55-26-198)	at LSU (Aug 27, 2011)

**TOTAL ATTEMPTS (K-E-TA)**

237 (84-26-237) 5s	at North Carolina (Oct 09, 2011)
198 (55-26-198) 5s	at LSU (Aug 27, 2011)
186 (62-17-186) 4s	at Pepperdine (Sep 03, 2011)
185 (62-25-185) 5s	at NC State (Oct 07, 2011)
177 (65-18-177) 4s	at Maryland (Oct 23, 2011)
169 (62-15-169) 4s	vs Oklahoma (Sep 10, 2011)
154 (61-18-154) 4s	vs North Carolina (Nov 04, 2011)
151 (53-20-151) 4s	at Boston College (Oct 21, 2011)
136 (48-18-136) 3s	vs Duke (Oct 02, 2011)
128 (51-18-128) 4s	vs Georgia Tech (Oct 16, 2011)

**TOTAL ATTEMPTS 3-SETS (K-E-TA)**

136 (48-18-136)	vs Duke (Oct 02, 2011)
125 (44-11-125)	vs UC Santa Barbara (Sep 02, 2011 in Malibu, CA)
125 (52-17-125)	vs NC State (Nov 06, 2011)
123 (46-13-123)	vs Auburn (Sep 09, 2011)
122 (39-14-122)	at Florida State (Sep 14, 2011)

**TOTAL ATTEMPTS 4-SETS (K-E-TA)**

186 (62-17-186)	at Pepperdine (Sep 03, 2011)
177 (65-18-177)	at Maryland (Oct 23, 2011)
169 (62-15-169)	vs Oklahoma (Sep 10, 2011)
154 (61-18-154)	vs North Carolina (Nov 04, 2011)
151 (53-20-151)	at Boston College (Oct 21, 2011)

**TOTAL ATTEMPTS 5-SETS (K-E-TA)**

237 (84-26-237)	at North Carolina (Oct 09, 2011)
198 (55-26-198)	at LSU (Aug 27, 2011)
185 (62-25-185)	at NC State (Oct 07, 2011)



2011 University of Miami Volleyball  
Miami Match Highs (as of Nov 07, 2011)  
All matches



**ASSISTS**

74 (5s) at North Carolina (Oct 09, 2011)  
61 (4s) at Maryland (Oct 23, 2011)  
60 (4s) vs Oklahoma (Sep 10, 2011)  
59 (5s) at NC State (Oct 07, 2011)  
58 (4s) at Pepperdine (Sep 03, 2011)

**ASSISTS 3-SETS**

50 vs NC State (Nov 06, 2011)  
50 vs Virginia Tech (Oct 30, 2011)  
49 at Virginia (Sep 25, 2011)  
47 vs Virginia (Oct 28, 2011)  
46 vs Duke (Oct 02, 2011)

**ASSISTS 4-SETS**

61 at Maryland (Oct 23, 2011)  
60 vs Oklahoma (Sep 10, 2011)  
58 at Pepperdine (Sep 03, 2011)  
57 vs North Carolina (Nov 04, 2011)  
49 vs Georgia Tech (Oct 16, 2011)

**ASSISTS 5-SETS**

74 at North Carolina (Oct 09, 2011)  
59 at NC State (Oct 07, 2011)  
48 at LSU (Aug 27, 2011)

**DIGS**

129 (5s) at North Carolina (Oct 09, 2011)  
97 (5s) at LSU (Aug 27, 2011)  
96 (4s) at Pepperdine (Sep 03, 2011)  
94 (4s) at Maryland (Oct 23, 2011)  
90 (4s) vs Oklahoma (Sep 10, 2011)

**DIGS 3-SETS**

65 vs Virginia (Oct 28, 2011)  
61 vs Auburn (Sep 09, 2011)  
61 vs UC Santa Barbara (Sep 02, 2011 in Malibu, CA)  
60 vs Duke (Oct 02, 2011)  
59 at Virginia Tech (Sep 23, 2011)

**DIGS 4-SETS**

96 at Pepperdine (Sep 03, 2011)  
94 at Maryland (Oct 23, 2011)  
90 vs Oklahoma (Sep 10, 2011)  
73 at Boston College (Oct 21, 2011)  
63 vs North Carolina (Nov 04, 2011)

**DIGS 5-SETS**

129 at North Carolina (Oct 09, 2011)  
97 at LSU (Aug 27, 2011)  
82 at NC State (Oct 07, 2011)

**ACES**

9 vs Florida A&M (Sep 08, 2011)  
7 at NC State (Oct 07, 2011)  
6 vs Virginia (Oct 28, 2011)  
6 vs Jacksonville State (Aug 26, 2011 in Baton Rouge, La.)  
6 at Virginia (Sep 25, 2011)

**BLOCKS**

14.5 at NC State (Oct 07, 2011)  
13.5 at LSU (Aug 27, 2011)  
11.0 at Pepperdine (Sep 03, 2011)  
9.0 at Virginia Tech (Sep 23, 2011)  
9.0 vs Duke (Oct 02, 2011)  
9.0 at North Carolina (Oct 09, 2011)  
9.0 at Boston College (Oct 21, 2011)  
8.0 vs Georgia Tech (Oct 16, 2011)  
8.0 vs UC Santa Barbara (Sep 02, 2011 in Malibu, CA)  
8.0 vs Florida A&M (Sep 08, 2011)