



# MIAMI HURRICANES FOOTBALL

FIVE NATIONAL CHAMPIONSHIPS • 64 FIRST-ROUND DRAFT PICKS • 35 CONSENSUS ALL-AMERICANS • IT'S ALL ABOUT THE U

Saturday, November 10, 2018  
7 p.m. ET | ESPN2  
Atlanta, Ga.  
Bobby Dodd Stadium (55,000)

## SCHEDULES

### MIAMI (5-4)

#### SEPTEMBER (4-1)

S 2	LSU	Arlington, Texas	L, 17-33
S 8	Savannah State	Hard Rock Stadium	W, 77-0
S 15	at Toledo	Toledo, Ohio	W, 49-24
S 22	FIU	Hard Rock Stadium	W, 31-17
S 27	North Carolina*	Hard Rock Stadium	W, 47-10

#### OCTOBER (1-2)

O 6	Florida State*	Hard Rock Stadium	W, 28-27
O 13	at Virginia*	Charlottesville, Va.	L, 13-16
O 26	at Boston College*	Chestnut Hill, Mass.	L, 14-27

#### NOVEMBER (0-1)

N 3	Duke*	Hard Rock Stadium	L, 12-20
N 10	at Georgia Tech*	Atlanta, Ga.	7 p.m.
N 17	at Virginia Tech*	Blacksburg, Va.	TBA
N 24	Pittsburgh*	Hard Rock Stadium	TBA

### GEORGIA TECH (5-4)

#### SEPTEMBER (2-3)

S 1	Alcorn State	Atlanta, Ga.	W, 41-0
S 8	at USF	Tampa, Fla.	L, 38-49
S 15	at Pittsburgh*	Pittsburgh, Pa.	L, 19-24
S 22	Clemson*	Clemson, S.C.	L, 21-49
S 29	Bowling Green	Atlanta, Ga.	W, 63-17

#### OCTOBER (2-1)

O 5	at Louisville*	Louisville, Ky.	W, 66-31
O 13	Duke*	Atlanta, Ga.	L, 14-28
O 25	at Virginia Tech*	Blacksburg, Va.	W, 49-28

#### NOVEMBER (1-0)

N 3	at North Carolina*	Chapel Hill, N.C.	W, 38-28
N 10	Miami*	Atlanta, Ga.	7 p.m.
N 17	Virginia*	Atlanta, Ga.	3:30 p.m.
N 24	at Georgia	Athens, Ga.	TBA

## AIRWAVES



#### Television (ESPN2)

- Clay Matvick (play by play)
- Dan Orlovsky (analyst)
- Paul Carcaterra (field analyst)



#### Flagship Radio (560 WQAM)

- Joe Zagacki (play-by-play)
- Don Bailey, Jr. (color)
- Josh Darrow (sidelines)



#### Spanish Radio (990 ESPN Deportes)

- "Chamby" Campos (play-by-play)
- Jose Martinez (color)

## GAME TEN



### MIAMI HURRICANES (5-4, 2-3 ACC)

HEAD COACH: Mark Richt (Miami, 1982) | CAREER: 169-62 (18th season) | AT MIAMI: 24-11 (third)



### GEORGIA TECH YELLOW JACKETS (5-4, 3-3 ACC)

HEAD COACH: Paul Johnson (Western Carolina, 1979) | CAREER: 187-97 (22nd season) | AT GT: 80-58 (11th)

#### THE GAME

- Coming off a 20-12 loss to Duke last time out on Sat., Nov. 3, the Hurricanes continue their month of November with a trip to Atlanta to play Georgia Tech, as they seek their fourth straight win over the Yellow Jackets. Kickoff for the matchup is set for 7 p.m. at Bobby Dodd Stadium
- The game will be broadcast on **ESPN2** with Clay Matvick (play by play), Dan Orlovsky (analyst) and Paul Carcaterra (field analyst) on the call. Joe Zagacki (play by play) and Don Bailey, Jr. (color) are in the **560 WQAM** radio booth for their 17th season together, while Josh Darrow will handle the sideline duty. Jose "Chamby" Campos (pxp) and Joe Martinez (color) will carry the game against Georgia Tech on **990AM ESPN Deportes**.

#### THE SERIES

- Miami carries a slight 12-11 lead in the all-time series between the two schools, but have won four straight and eight of the last nine dating to 2009.
- The Yellow Jackets lead the all-time series in games in Atlanta, 9-5, but the Canes have won three of the last four games played at Bobby Dodd.
- Aided by late theatrics from WR **Darrell Langham**, Miami won the 2017 matchup, 25-24, on a game-winning field goal with four seconds left.

#### THE HURRICANES

- Miami dropped its third straight game on Nov. 3, falling to Duke, 20-12, in UM's first regular-season loss at Hard Rock Stadium since Oct. 15, 2016.
- Despite the loss, the Hurricanes remain ranked among the nation's best teams in multiple stat categories, including several on the defensive side.
- Miami is ranked No. 2 nationally in total defense at 264.7 yards per game. The Canes are ranked No. 4 in opponent yards per play (4.2) - the most important metric when measuring defense in 2018, according to UM's defensive staff - and are also ranked No. 1 in team tackles for loss (10.4 per game), No. 16 in team sacks (3.0), No. 13 in turnovers gained (19), No. 1 in third down defense (22.3%) and No. 2 in passing yards allowed (141.1).
- Among UM's top defensive performers against Duke were LB **Shaq Quarterman** (11 total tackles), DB **Jaquan Johnson** (seven tackles, one INT) and DL **Gerald Willis** (2.0 TFLs, one sack). RBs **Travis Homer** (133 rushing yards, 1 TD) and **DeeJay Dallas** (125 rushing yards, 1 TD) paced the offense.
- Willis III was named a Midseason All-American by the Associated Press, ESPN and The Athletic, and a Midseason All-ACC selection by ESPN.
- Miami returned 14 starters and 44 letterwinners from a 2017 team that won 10 games (10-3) for the first time since 2003 and advanced to the ACC Championship Game for the first time ever. The Hurricanes ended the year in the Capital One Orange Bowl for the first time since 2003.
- Miami's seven wins in ACC play (7-1) in 2017 were the most in program history, as the Hurricanes captured the ACC's Coastal Division title for the first time. **Mark Richt** was named ACC Coach of the Year in a year where UM finished with a perfect 7-0 home record during the regular season.

#### THE OPPONENT

- Georgia Tech is under the direction of 11th-year coach Paul Johnson who has compiled a 80-58 record in Atlanta and a 187-97 record as head coach.
- The Yellow Jackets are coming off back-to-back wins entering Saturday's matchup, including a 38-28 win last time out at North Carolina on Nov. 3.
- The Tech offense is led by QB Tobias Oliver (780 rushing yards, 14 total TDs), QB TaQuon Marshall (1,304 total yards, 12 total TDs) & B-Back Jordan Mason (659 rushing yards, 7 TDs). Defensively, GT is led by DB Malik Rivera (45 total tackles) and DL Anree Saint-Amour (10.5 TFLs, 4.0 sacks).

## QUICK HITS

#### MIAMI TRAVELS TO ATL TO FACE JACKETS

- The Miami Hurricanes are hoping to snap a three-game losing streak when they travel to Bobby Dodd Stadium in Atlanta, Ga., for a matchup with Georgia Tech on Nov. 10.
- Including his time as head coach at Georgia, Richt has compiled a 15-2 career record against Georgia Tech, including a 2-0 mark in two seasons with the Hurricanes.
- UM has won three straight and eight of the last nine against Georgia Tech, with its only loss during that stretch coming in 2014.
- Mark Richt has posted a perfect 9-0 record at Bobby Dodd Stadium against Georgia Tech in his career.
- WR Darrell Langham's miracle 28-yard grab in the fourth quarter on 4th-and-10 helped UM top GT, 25-24, on Oct. 14, 2017.

#### MIAMI DEFENSE AMONG NATION'S ELITE

- Miami's defense continues to shine under third-year defensive coordinator **Manny Diaz**, who has shaped the Hurricanes' unit into one of the nation's elite during his tenure.
- The Hurricanes defense ranks among the nation's best in several categories, including No. 2 in total defense (264.7 yards per game), No. 1 in third down conversion percentage defense (22.3%) and No. 1 in tackles for loss per game (10.4).
- The Canes are ranked No. 2 in passing yards allowed (141.1), No. 16 in team sacks (3.0) and No. 13 in turnovers gained (19).
- **Gerald Willis III** (16.0) and **Jonathan Garvin** (14.4) are two of only 11 FBS players at least 14.5 tackles for loss this season.

#### WILLIS EARNING NATIONAL RECOGNITION

- No player has been a bigger part of UM's dominance on defense than redshirt senior DL **Gerald Willis III**, who missed all of 2017 while taking a leave of absence from Miami.
- Willis was named the first-ever recipient of the Outland Trophy National Defensive Player of the Month award by the FWAA after putting together a dominant September.
- Willis was honored as a Midseason All-America first-team selection by the Associated Press and ESPN and was named a Midseason All-America second-team selection by The Athletic.
- Willis has totaled at least 2.0 tackles for loss in five of nine games this season, and is alone in first in the ACC in tackles for loss with 16.0; he had 4.0 in the opener vs. LSU.

# TENTATIVE MIAMI WEEK TEN MEDIA SCHEDULE

SUNDAY	MONDAY	TUESDAY	WEDNESDAY	THURSDAY	FRIDAY	SATURDAY
5:15 p.m.: Mark Richt teleconference	6:40 a.m.: Head coach Mark Richt on WQAM's "The Joe Rose Show"  No practice	9:20-11:30 a.m.: Practice  11:30 a.m.: DC Manny Diaz and defensive student-athletes post-practice  12:20 p.m.: Mark Richt's press conference in the Mann Auditorium  6-8 p.m.: Richt, assistant coaches & players on WQAM's "Hurricane Hotline"	9:20-11:30 a.m.: Practice  11:30 a.m.: OC Thomas Brown and offensive student-athletes post-practice  12:50 p.m. ET: Mark Richt's weekly appearance on the ACC head coaches' teleconference	No designated period of practice viewing  12:15 p.m.: Mark Richt teleconference - call-in information and time will be sent during the week	No designated period of practice viewing / availability  Team travels to Atlanta, Ga.	Miami at Georgia Tech - Bobby Dodd Stadium - Atlanta, Ga.. - 7 p.m. ET

## ATHLETICS COMMUNICATIONS

### MIAMI ATHLETICS COMMUNICATIONS STAFF

**Carter Toole** (Mark Richt requests)

**Cell:** 615-598-8540

**Email:** carter.toole@miami.edu

**Twitter:** @CanesCarter

**Camron Ghorbi** (primary media relations contact)

**Cell:** 786-877-7329

**Email:** c.ghorbi@miami.edu

**Twitter:** @CamronGhorbi



**Website:** www.HurricaneSports.com

**Twitter:** @MiamiHurricanes | @CanesFootball

**Mailing Address:** 5821 San Amaro Drive, Coral Gables, FL 33146

**Credentials:** www.sportssystem.com/miami

**David Villavicencio** (secondary contact / credentials)

**Cell:** 786-999-3739

**Email:** davidv@miami.edu

**Twitter:** @dvillavicencio6

## QUICK FACTS

<b>Location</b>	Coral Gables, Fla.
<b>Enrollment</b>	17,348
<b>Founded</b>	1925
<b>First Year of Football</b>	1926
<b>Nickname</b>	Hurricanes
<b>Colors</b>	Orange (PMS 1665), Green (PMS 3435) and White
<b>President</b>	Dr. Julio Frenk
<b>Director of Athletics</b>	Blake James
<b>Faculty Athletics Representative</b>	Dr. Marvin Dawkins
<b>Conference / Division</b>	Atlantic Coast Conference / Coastal
<b>Stadium / Capacity</b>	Hard Rock Stadium / 64,767
<b>Ticket Office Phone</b>	1-800-GO-CANES

## COACHING STAFF

<b>Head Coach</b>	Mark Richt
<b>Record at Miami</b>	24-11 (third season)
<b>Career Record</b>	169-62 (18th season)
<b>Defensive Coordinator / Linebackers</b>	Manny Diaz
<b>Offensive Coordinator / Running Backs</b>	Thomas Brown
<b>Co-Offensive Coordinator / Wide Receivers</b>	Ron Dugans
<b>Assistant Coach / Offensive Line</b>	Stacy Searels
<b>Special Teams Coordinator / Tight Ends</b>	Todd Hartley
<b>Assistant Coach / Safeties</b>	Ephraim Banda
<b>Assistant Coach / Outside Linebackers</b>	Jonathan Patke
<b>Assistant Coach / Quarterbacks</b>	Jon Richt
<b>Assistant Coach / Cornerbacks</b>	Mike Rumph
<b>Assistant Coach / Defensive Line</b>	Jess Simpson
<b>Graduate Assistant / Defense</b>	Alex Devine
<b>Graduate Assistant / Defense</b>	Matthew Gazzillo
<b>Graduate Assistant / Special Teams</b>	Danny Kalter
<b>Graduate Assistant / Offense</b>	Tyler Pearson
<b>Quality Control Analyst / Offense</b>	David Cooney
<b>Quality Control Analyst / Offense</b>	Bronan Lumish
<b>Quality Control Analyst / Defense</b>	Greg Nosal
<b>Quality Control Analyst / Defense</b>	Demarcus Van Dyke
<b>Quality Control Analyst / Defense</b>	Michael Zuckerman

## GAME DAY EXPERIENCE



- Media will call is located at the Southwest Gate of Hard Rock Stadium.
- All media credential requests should be made through David Villavicencio, associate director of communications.
  - Written media attending games at Hard Rock Stadium should take the press elevator to the "2M" level.
  - Photographers will be provided bright yellow vests, which serve as a credential for the game.
    - There is a photo work room for photographers and video located at field level.
  - Meal service will begin roughly 90 minutes before kickoff in the main press dining area of the "2M" level.
- The Miami postgame press conferences will occur in the press conference room at field level near the SW Gate.
- Visiting postgame press conferences will occur in the room directly across the hall opposite the visiting locker room.
- The University of Miami athletics communications staff reserves the right to revoke any and all media credentials.

## FIELD

Mark Richt  
Manny Diaz  
Todd Hartley  
Ephraim Banda  
Ron Dugans  
Jonathan Patke  
Stacy Searels  
Jess Simpson

## PRESS BOX

Thomas Brown  
Mike Rumph  
Jon Richt



## BY THE NUMBERS

1

Miami's 2018 recruiting class was ranked No. 1 in Florida by every major scouting service.

1.8

Gerald Willis III is tied for fifth in the nation in tackles for loss per game with 1.8; his 16.0 tackles for loss are the most by a Hurricane since 2010.

3

Miami's defense matched the school record with three touchdowns in a 47-10 win over North Carolina, tying the mark from an Aug. 28, 2003 win over Louisiana Tech.

4.2

Miami's defense has allowed an average of 4.2 yards per play, the fourth-best FBS mark and the most important stat when measuring a defense, according to UM staff.

83

DeeJay Dallas' 83-yard rushing touchdown against Duke was the sixth-longest rush from scrimmage in program history.

43.1

Miami's defense is forcing a three-and-out on 43.1% of its drives this season, the seventh-highest percentage in FBS (5.55 per game).

264.7

Through the first nine games of the season, the Hurricanes rank second nationally and first in the ACC in total defense, allowing an average of just 264.7 yards per game.

300

The Hurricanes totaled 300 rushing yards against Duke on Nov. 3, marking the first time Miami accomplished the feat in an ACC game since Oct. 23, 2014 vs. Virginia Tech.

## HURRICANES TRAVEL TO ATLANTA FOR MATCHUP WITH GEORGIA TECH

- Following a 20-12 loss vs. Duke last time out on Nov. 3, the Miami Hurricanes hit the road for a trip to Bobby Dodd Stadium and a matchup with host Georgia Tech on Nov. 10. Kickoff is set for 7 p.m.
- Saturday's matchup is the third in a four-of-five game road stretch; it continues with a road game at Virginia Tech on Nov. 17 before the Hurricanes close out their season at home against Pitt on Nov. 24.
- The Hurricanes have won eight of their last nine games against the Yellow Jackets dating to the 2009 season, with their lone loss during that stretch coming in a road game in 2014, 28-17, in Atlanta.
- Miami has won three straight games over Georgia Tech and is 2-0 vs. the Jackets under Mark Richt.
- Richt has posted a 9-0 career record against the Jackets in Atlanta, including a 8-0 record at Georgia.
- UM leads the all-time series by a 12-11 margin and has lost just once in its last four trips to Atlanta.
- With a win Saturday night vs. GT Miami would become bowl-eligible for the third straight season under Richt; Miami won the 2016 Russell Athletic Bowl and fell in the 2017 Capital One Orange Bowl.

## LAST TIME OUT: UM'S HOME STREAK SNAPPED IN LOSS TO BLUE DEVILS

- Miami dropped its first regular-season game at Hard Rock Stadium in more than two year's time Saturday, falling to visiting Duke, 20-12, in a Coastal Division matchup at Hard Rock Stadium.
- The Hurricanes had won 13 straight home games in the regular season since October 15, 2016.
- Facing the Blue Devils in a downpour, Miami nearly tied the game on its final drive, but a fourth-down, Hail Mary pass was not converted, as Duke held on for its first win in Miami since 1976.
- Despite the game's outcome, several Canes put together strong individual performances vs. Duke.
- Miami had two 100-yard rushers in the same game for the first time since the 2017 season opener, with RBs **Travis Homer** (133) and **DeeJay Dallas** (124) both passing the century mark in the defeat.
- Safety **Jaquan Johnson** wore the turnover chain for the first time this season with an interception.
- LB **Shaq Quarterman** tied a career high with 11 total tackles, while DL **Gerald Willis III** had 2.0 TFLs.

## DEFENSE CONTINUING TO DOMINATE UNDER DIAZ'S DIRECTION AS D.C.

- The Hurricanes defense has continued to shine under third-year defensive coordinator **Manny Diaz**, who has molded Miami's unit into one of the nation's elite during his tenure as coordinator at UM.
- The most important metric to measure a college football defense in 2018, according to the UM staff philosophy, is opponent yards per play; Miami ranks No. 4 in FBS (4.2) and ranked ninth last year (4.6).
- In the NCAA rankings released Nov. 4, Miami was second in the nation and first in the ACC in total defense (264.7 yards per game); its 141.1 passing yards allowed per game was second-best in FBS.
- Miami's defense ranked No. 1 nationally in both third down conversion percentage (22.3%) and team tackles for loss (10.4), while the Canes' 19 turnovers gained were tied for 13th-most in the nation.

## MIDSEASON ALL-AMERICAN WILLIS WREACKING HAVOC IN BACKFIELD

- Playing in his first game since Nov. 26, 2016, DL **Gerald Willis III** delivered an overpowering performance in the trenches against a talented LSU offensive line in the season opener on Sept. 2.
- Willis posted a career-high eight tackles in his first career collegiate start (four solo), and recorded an eye-popping 4.0 tackles for loss – the first such performance by a Hurricane defender since 2008.
- Willis, who was named ACC Defensive Lineman of the Week for that performance, has not slowed down since; he is tied for fifth in the nation and leads the ACC with an average of 1.8 TFLs per game.
- Willis' 16.0 TFLs are tied for fifth-most in FBS and are the most among any player in the ACC.
- The last Hurricanes defender with 16.0 TFLs in a season was **Sean Spence**, who had 17.0 in 2008.
- The last Hurricane with 4.0 tackles for loss in a game was Marcus Robinson vs. Virginia Tech in 2008.
- Willis III was named to the Midseason All-America First Team by both the Associated Press and ESPN, and was named to the Midseason All-America Second Team by The Athletic. Willis III was named the best interior defensive lineman in the country through the first half by The Athletic's Bruce Feldman.

## BALLHAWKING SECONDARY RANKS AMONG NATION'S BEST UNITS

- Miami's defense, ranked second nationally in total defense, has been especially stout on quarterbacks, holding opponents to an ACC-low 141.1 passing yards per game – the second-lowest mark in FBS.
- Led by three apiece from Trajan Bandy and Sheldrick Redwine, the Hurricanes have totaled 13 interceptions through the first nine games – the seventh-most nationwide and second-most in ACC.
- Miami's team passing efficiency defense (96.73) is the third-highest nationwide and the best in ACC.
- The Hurricane secondary is anchored by three seniors and one rising sophomore – safeties Jaquan Johnson and Sheldrick Redwine, along with cornerbacks Michael Jackson, Sr., and Trajan Bandy.
- Miami was one of just three teams to have two Thorpe Award semifinalists (Johnson, Jackson, Sr.)
- Seven different Canes have at least one interception this season with two returned for touchdowns.





## BREAK OUT THE CHAIN AGAIN! TURNOVER CHAIN 2.0 IS HERE FOR 2018

- When sophomore DB **Trajan Bandy** pounced on a loose ball in the second quarter of Miami's game vs. Savannah State, the crowd turned to observe a familiar sight from 2017: the "Turnover Chain."
- But instead of last year's chain, which was modeled in the shape of the iconic "U" logo, Bandy was presented a brand new turnover chain to wear featuring a charm in the model of Sebastian the Ibis.
- Turnover Chain 2.0 is comprised of more than 4,000 stones (compared to 900 last year), weighs roughly three kilograms (compared to two last year) and has an 8.5-inch charm (compared to 5.5).
- The Hurricanes defense totaled only 19 turnovers gained in 13 games in 2016 - the season before the Turnover Chain's inception. Since, Miami has compiled 50 in just 22 games, averaging 2.27 per game.
- No Hurricane has worn the new chain more often than Bandy, who has rocked it four times on three interceptions and one fumble recovery. DB Sheldrick Redwine is second (three, all on interceptions).

### Turnover Chain 2.0: Who Wore It, Where, When and Why? A Breakdown of Miami's Turnovers in 2018

Date	Player	Opponent	Turnover	Quarter (Time)
Nov. 3	Jaquan Johnson	Duke	interception	4th (12:36)
Oct. 26	Romeo Finley	Boston College	interception	3rd (2:13)
Oct. 13	Trajan Bandy	Virginia	interception	2nd (10:07)
Oct. 13	Sheldrick Redwine	Virginia	interception	1st (2:39)
Oct. 13	Trajan Bandy	Virginia	interception	1st (11:49)
Oct. 6	Michael Pinckney	Florida State	interception	3rd (4:17)
Oct. 6	Gerald Willis III	Florida State	fumble recovery	3rd (6:42)
Sept. 27	Bradley Jennings, Jr.	North Carolina	fumble recovery	4th (0:15)
Sept. 27	Romeo Finley	North Carolina	interception (TD)	4th (14:47)
Sept. 27	Jon Garvin	North Carolina	fumble recovery	3rd (14:10)
Sept. 27	Jhavonte Dean	North Carolina	interception	2nd (0:11)
Sept. 27	Joe Jackson	North Carolina	interception (TD)	2nd (9:00)
Sept. 27	Jon Garvin	North Carolina	fumble recovery (TD)	1st (4:32)
Sept. 22	Sheldrick Redwine	FIU	interception	2nd (9:41)
Sept. 15	Trajan Bandy	at Toledo	interception	4th (12:12)
Sept. 8	Scott Patchan	Savannah State	punt block recovery (TD)	4th (6:42)
Sept. 8	Jhavonte Dean	Savannah State	interception	4th (14:52)
Sept. 8	Sheldrick Redwine	Savannah State	interception	3rd (8:28)
Sept. 8	Trajan Bandy	Savannah State	fumble recovery	2nd (11:22)

## DALLAS TAKING NEXT STEP AS ALL-AROUND THREAT AS SOPHOMORE

- Running back **DeeJay Dallas** has been a big factor in Miami's offense in 2018, and is second on UM with 547 rushing yards in nine games. He is averaging 6.1 yards per carry with four rushing scores.
- Last time out vs. Duke (Nov. 3), Dallas had a career-high 191 all-purpose yards, including a career-high 124 rush yards. His 83-yard touchdown run was the sixth-longest rush from scrimmage in UM history.
- Dallas totaled 349 all-purpose yards as a true freshman in 2017, including 217 rushing and 92 receiving.
- In a win over Toledo on Sept. 15, Dallas posted the first 100-yard game of his career (110) in Miami's 49-24 victory. Dallas has already far surpassed his 2017 true freshman mark of 217 rushing yards.
- Dallas did it again vs. UNC on Sept. 27, posting a career-high 114 yards on just 11 carries with one TD.
- Dallas' 17 rushes against the Rockets also marked a career high for the Brunswick, Ga., native.
- His 928 all-purpose yards lead all Hurricanes, and he leads the Hurricanes with 236 kick return yards.
- Dallas, whose full first name is Demetrius, served as unofficial recruiting ambassador for the Hurricanes' "#Squad17" class. He was originally committed to Mark Richt when Richt was at Georgia.

## WILLIS, JORDAN AMONG THOSE RECEIVING MIDSEASON RECOGNITION

- Redshirt senior defensive lineman **Gerald Willis III** and true freshman tight end **Brevin Jordan** were among those FBS players to receive national recognition for standout first halves of the season.
- Willis III was named to the Midseason All-America First Team by both the Associated Press and ESPN, and was named to the Midseason All-America Second Team by The Athletic.
- Jordan was named a Midseason Freshman All-America by ESPN and a Midseason True Freshman All-America by 247Sports. In addition, both Willis III and Jordan were Midseason All-ACC picks by ESPN.
- Willis was also added to the Bednarik Award and Nagurski Trophy watch lists by midseason, while DBs **Jaquan Johnson** and **Michael Jackson** were named semifinalists for the Jim Thorpe Award.

Player	Midseason Honors (Publication / Entity)
Gerald Willis III	All-America 1T (AP, ESPN), All-America 2T (The Athletic), All-ACC (ESPN)
Brevin Jordan	Freshman All-America 1T (ESPN), True Freshman All-America 1T (247Sports), All-ACC (ESPN)
Jaquan Johnson	All-ACC (ESPN)
Shaq Quarterman	All-ACC (ESPN)

## LIFE IN THE ACC

### 2018 STANDINGS

#### ATLANTIC DIVISION

Team	Conf.	Overall
Clemson	6-0 1.000	9-0 1.000
Boston College	4-1 .800	7-2 .778
Syracuse	4-2 .667	7-2 .778
NC State	3-2 .600	6-2 .750
Florida State	2-5 .286	4-5 .444
Wake Forest	1-4 .200	4-5 .444
Louisville	0-6 .000	2-7 .222

#### COASTAL STANDINGS

Team	Conf.	Overall
Pittsburgh	4-1 .800	5-4 .556
Virginia	4-2 .667	6-3 .667
Virginia Tech	3-2 .600	4-4 .500
Georgia Tech	2-3 .400	4-4 .500
Duke	2-3 .400	6-3 .667
<b>Miami</b>	<b>2-3 .400</b>	<b>5-4 .556</b>
North Carolina	1-5 .167	1-7 .125

### 2018 ACC PRESEASON POLL

#### Coastal Division

(First place votes in parenthesis)

1. **Miami (122) - 998**
2. Virginia Tech (16) - 838
3. Georgia Tech (8) - 654
4. Duke (1) - 607
5. Pitt - 420
6. North Carolina (1) - 370
7. Virginia - 257

#### Atlantic Division

(First place votes in parenthesis)

1. **Clemson (144) - 1,030**
2. Florida State - 789
3. NC State - 712
4. Boston College - 545
5. Louisville - 422
6. Wake Forest - 414
7. Syracuse - 232





NOV. 4 POLL

Table with 4 columns: Team (First-Place Votes), Points, Record, Previous Rank. Lists 25 teams from Alabama to Cincinnati.

\*indicates 2018 opponent

AMWAY COACHES POLL

NOV. 4 POLL

Table with 4 columns: Team, Points, Record, Previous Rank. Lists 25 teams from Alabama to Iowa State.

\*indicates 2018 opponent

OFFSEASON FOCUS ON 3RD DOWN PAYING OFF FOR OFFENSE, DEFENSE

- After the very first day of fall camp, Mark Richt & staff stressed an emphasis on third downs on both sides of the ball... The Hurricanes, who finished last year ranked 125th in third down conversion percentage on offense and 75th on defense...

Table with 3 columns: Miami on Third Down, Offense, Defense. Lists game statistics for various opponents.

JORDAN SETTING THE STANDARD AS TRUE FRESHMAN AT #TIGHTENDU

- Playing his first season of college football, TE Brevin Jordan has already emerged as a go-to target in the Miami offense... Jordan was named a Midseason Freshman All-America and a Midseason All-ACC selection by ESPN.

Table with 3 columns: Name, True Freshman Year, Stats. Lists Brevin Jordan and other players with their stats.

CAGER HAS BEEN TD MACHINE FOR CANES, TIED FOR ACC LEAD IN TDs

- WR Lawrence Cager has the second-most receiving touchdowns in the ACC (6) and has been among UM's top targets in the end zone... Cager's six touchdowns this season already mark a career high.

JACKSON AMONG FBS ACTIVE SACKS LEADERS, MIAMI D-LINE THRIVING

- Junior DL Joe Jackson, who is tied for second on Miami with 5.0 sacks this season, is one of just 12 active FBS players with at least 20.0 career sacks... Jackson has at least a half-tackle for loss in six of his last seven games.

CANES HAVE TWO-PRONGED RUSHING ATTACK IN DALLAS AND HOMER

- Miami's two-pronged running back attack in junior RB Travis Homer (702 rushing yards) and RB DeeJay Dallas (547 rushing yards) has provided a boost for the Hurricanes offense this season... Last time out against Duke (Nov. 3), both rushed for 100 yards in the same game.



## UM ON PACE TO SET SCHOOL'S SINGLE-SEASON TACKLE FOR LOSS MARK

- There are only 13 players in FBS with at least 14.5 tackles for loss, and Miami has two of them in Gerald Willis III (16.0) and DL **Jon Garvin** (14.5). Miami's 94 TFLs are five more than the next-highest total.
- Since joining the ACC, Miami has never had two players with at least 14.0 TFLs in the same season.
- At its current pace over a 13-game schedule, Miami will total more than 135.0 TFLs to set the standard.
- UM has had six individual performances of 3.0 tackles for loss this year through the first nine games; Miami had six total in the first two seasons combined under Manny Diaz' direction (26 games).

### Most Tackles for Loss Since 1990

1.	1999	130
2.	2005	116
	2002	116
4.	2010	115
5.	2017	111
6.	2001	109
7.	2016	108
	2004	108
9.	2006	102
10.	2018	94

### Team Leaders in Tackle for Loss (2018)

1.	DL Gerald Willis (16.0)
2.	DL Jon Garvin (14.5)
3.	LB Shaq Quarterman (10.0)
4.	DL Joe Jackson (9.5)
5.	LB Michael Pinckney (7.5)
6.	LB Mike Smith (6.0)
7.	DL Pat Bethel (4.5)
8.	LB Zach McCloud (4.0)
9.	DB Amari Carter (3.0)
10.	DB Trajan Bandy (2.5)

### Performances Of At Least 3.0 TFLs Since Arrival of Manny Diaz & Current Coaching Staff

Date	Player	Opponent	Location	TFLs
Sept. 27, 2018	Shaq Quarterman	North Carolina	Miami Gardens, Fla.	3.0
Sept. 22, 2018	Gerald Willis III	FIU	Miami Gardens, Fla.	3.0
Sept. 15, 2018	Gerald Willis III	Toledo	Toledo, Ohio	3.0
Sept. 8, 2018	Jonathan Garvin	Savannah State	Miami Gardens, Fla.	3.0
Sept. 2, 2018	Gerald Willis III	LSU	Arlington, Texas	4.0
Sept. 2, 2018	Jonathan Garvin	LSU	Arlington, Texas	3.0
Nov. 18, 2017	RJ McIntosh	Virginia	Miami Gardens, Fla.	3.0
Oct. 21, 2017	Michael Pinckney	Syracuse	Miami Gardens, Fla.	3.5
Oct. 1, 2016	Trent Harris	at Georgia Tech	Atlanta, Ga.	3.0
Sept. 17, 2016	Chad Thomas	at Appalachian State	Boone, N.C.	3.0
Sept. 3, 2016	Demetrius Jackson	Florida A&M	Miami Gardens, Fla.	3.0
Sept. 3, 2016	Courtell Jenkins	Florida A&M	Miami Gardens, Fla.	3.0

## JON "NEO" GARVIN ENJOYING SOPHOMORE SURGE ON DEFENSIVE LINE

- The Miami Hurricanes' defensive line took a hit when three of its four 2017 starters departed this past offseason, but one of the players who has stepped up in his sophomore year has been end **Jon Garvin**.
- Garvin, who totaled just nine tackles as a true freshman in 2017 - ranks fifth on the Hurricanes with 44 tackles; he set a career high with eight vs. LSU (Sept. 2) and matched it vs. Savannah State (Sept. 8).
- Garvin is tied for 10th in FBS and ranks second in the ACC with an average of 1.6 tackles for loss per game.
- Garvin, who had just 3.0 tackles for loss as a true freshman, already has 14.5 tackles for loss in 2018; he became the first Hurricane to have multiple games with 3.0 TFL since **Denzel Perryman** in 2011.
- The Lake Worth, Fla., native goes by "Neo" - his middle name and the name of his grandfather.

## A PAIR OF DEFENSIVE BACKS NAMED THORPE AWARD SEMIFINALISTS

- The Oklahoma Sports Hall of Fame announced the 14 semifinalists for the 2018 Paycom Jim Thorpe Award Monday, and two Miami Hurricanes made the cut: **Michael Jackson, Jr.**, and **Jaquan Johnson**.
- The Canes were one of just three teams nationwide to have two players selected to the 14-member list.
- The only Thorpe Award winner in program history is Bennie Blades, who won the award in 1987.

## AFTER REDSHIRTING 2017, PERRY SEEING FIRST ACTION AT QB IN 2018

- After impressing vs. FIU (Sept. 22) upon entering at QB in UM's third series, QB **N'Kosi Perry** made the first start of his career vs. North Carolina (Sept. 27), finishing 8-for-12 for 125 passing yards & 1 TD.
- Perry threw three TDs and finished 17-of-25 for 224 yards and one pick in his action vs. the Panthers.
- Perry entered for Miami's third series vs. FIU and eventually compiled the longest scoring drives of 2018 by both yards (87) and time (7:11), and tied the season long for a scoring drive by play count (14).
- In his second start vs. Florida State (Oct. 6), Perry threw for a career-high four touchdown passes to help complete an epic second-half comeback. He played the first four series at Virginia (Oct. 13).
- The Ocala, Fla., native was a consensus four-star quarterback by 247Sports, ESPN, Rivals and Scout, and was rated as the third-best dual sport in the nation by ESPN and sixth-best by 247Sports.
- Despite making just three starts, QB **N'Kosi Perry** has already orchestrated UM's season-long drive by time (7:49, vs. FSU), tied the mark for plays (14, twice) and has second-longest in yards (87 vs. FIU).

## RECORD BREAKDOWN

Current Streak.....	Lost 3
Current Home Streak.....	Lost 1
Current Road Streak.....	Lost 2
Current Neutral Streak.....	Lost 2
Last Win.....	28-27 vs. Florida State (10/6/18)
Last Home Win.....	28-27 vs. Florida State (10/6/18)
Last Road Win.....	49-24 at Toledo (9/15/18)
Last Neutral Win.....	31-14 vs. West Virginia (12/28/16)
Last Loss.....	20-12 vs. Duke (11/3/18)
Last Home Loss.....	20-12 vs. Duke (11/3/18)
Last Road Loss.....	27-14 at Boston College (10/26/18)
Last Neutral Loss.....	33-17 vs. LSU (9/2/2018)

### 2018..... RECORD

Home .....	4-1
Away .....	1-2
Neutral .....	0-1
Natural Grass .....	4-2
Artificial Turf .....	1-2
vs. Ranked Opponents.....	0-1
Leading at Halftime.....	4-1
Trailing at Halftime .....	1-3
Tied at Halftime .....	0-0
Scoring First.....	3-0
Opponent Scoring First.....	2-4
Score < 20 Points.....	0-4
Score 20+ Points.....	5-0
Score 30+ Points.....	4-0
Score 40+ Points.....	3-0
Opponent Scores < 20 Points.....	3-1
Opponent Scores 20+ Points.....	2-3
Opponent Scores 30+ Points.....	0-1
Opponent Scores 40+ Points.....	0-0
Gain <20 First Downs.....	1-4
Gain 20+ First Downs .....	4-0
Opponent Gains < 20 First Downs.....	4-3
Opponent Gains 20+ First Downs.....	1-1
More Rushing Yards Than Opponent.....	5-2
Fewer Rushing Yards Than Opponent.....	0-2
Rush For < 100 Yards.....	0-1
Rush For 100+ Yards.....	5-3
Opponent Rushes For < 100 Yards.....	3-0
Opponent Rushes For 100+ Yards.....	2-4
More Passing Yards Than Opponent.....	4-1
Fewer Passing Yards Than Opponent.....	1-3
Equal Passing Yards .....	0-0
Pass For < 200 Yards.....	1-3
Pass For 200+ Yards.....	4-1
Opponent Passes For < 200 Yards.....	3-3
Opponent Passes For 200+ Yards.....	2-1
More Total Yards Than Opponent.....	5-3
Fewer Total Yards Than Opponent.....	0-1
Gain < 300 Total Yards.....	0-0
Gain 300+ Total Yards.....	5-4
Opponent Gains < 300 Total Yards.....	3-3
Opponent Gains 300+ Total Yards.....	2-1
Commit < 3 Turnovers.....	5-3
Commit 3+ Turnovers.....	0-1
Force < 3 Turnovers .....	3-3
Force 3+ Turnovers .....	2-1
Commit < 6 Penalties.....	2-0
Commit 6+ Penalties.....	3-4
3rd Down % < 25.....	0-1
3rd Down % 25-49.....	2-3
3rd Down % 50+.....	3-0
Opponent 3rd Down % < 25.....	4-2
Opponent 3rd Down % 25-49.....	1-2
Opponent 3rd Down % 50+.....	0-0
Trail Time of Possession.....	1-3
Lead Time of Possession .....	4-1





## QUARTERMAN KEEPS UP IRON MAN STREAK SPANNING CAREER AT UM

- LB **Shaq Quarterman** has started all 35 games of his collegiate career - the only Miami player to do so.

## THREE-HEADED LINEBACKER MONSTER IN MIDST OF JUNIOR YEARS

- Miami's three-headed monster - junior linebacker trio Zach McCloud, Michael Pinckney and Shaq Quarterman - has started nearly every game together since arriving to UM as early enrollees in 2016.
- In a win over North Carolina (Sept. 27), the trio started, combining for 17 tackles, 5.0 tackles for loss, two sacks & one forced fumble. The trio has started alongside each other six of nine games in 2018.
- McCloud has started 27 of 34 career games through the first nine weeks of 2018. McCloud finished with 48 tackles (29 solo), 4.5 tackles for loss in 2017. He led Miami with eight total tackles vs. UNC.
- One of UM's most instinctive players, Pinckney started 11 of 13 games last season and ended up with 68 total tackles, 11.0 tackles for loss and 3.5 sacks. He recorded a career-high 12 tackles at Virginia.
- Quarterman, who has started all 35 games for the Hurricanes in two-plus seasons, ranked second on the team with 83 tackles a sophomore in 2017. Quarterman was unblockable in a win vs. UNC, ending with 3.0 tackles for loss, two sacks, one forced fumble & five total tackles in a 47-10 victory.

## THOMAS SHOWCASING ELECTRIC PLAYMAKING ABILITY IN YEAR 2

- Sophomore WR **Jeff Thomas** has showed off his playmaking abilities through the first nine games.
- In UM's road game vs. Toledo (Sept. 15), Thomas led Miami in all-purpose yards (171) for the third straight game. Thomas has led UM in all-purpose yards in four of eight games, including 124 vs. FSU.
- Thomas has a team-high 17 plays of 20-or-more yards in 2018 - he had 22 such plays during 2017.
- Against LSU (Sept. 2), Thomas started and made a number of acrobatic catches, hauling in a career-high five passes for a career-high 132 yards; his previous highs were three receptions and 101 yards.
- Thomas once again showcased his electric speed vs. Savannah State (Sept. 8) when he hauled in a 67-yard TD pass and finished with 183 all-purpose yards - including career-high 90 punt return yards.
- Thomas' 67-yard TD vs. Savannah State was UM's longest play of the season and the fourth catch of at least 50 yards in his career; Thomas also hauled in a 50-yard reception in the opener against LSU.
- The East St. Louis, Ill., native was on the receiving end of the two longest pass plays for UM in 2017.

### Most Receiving Yards in One Game by Offensive Player in Mark Richt Era at Miami

Date	Player	Opponent	Location	Yards (Catches)
Sept. 17, 2016	Ahmmmon Richards	Pittsburgh	Miami Gardens, Fla.	144 (8)
Sept. 17, 2016	Ahmmmon Richards	Appalachian State	Boone, N.C.	142 (4)
Nov. 26, 2016	David Njoku	Duke	Miami Gardens, Fla.	134 (2)
<b>Sept. 2, 2018</b>	<b>Jeff Thomas</b>	<b>LSU</b>	<b>Arlington, Texas</b>	<b>132 (5)</b>
Nov. 26, 2016	Stacy Coley	Duke	Miami Gardens, Fla.	118 (9)

## RIGHT OFF TO STRONG START IN COACHING CAREER AT ALMA MATER

- Head coach Mark Richt's 24-11 start to his head coaching career at Miami is the fourth-best mark through 35 games in the modern era of Hurricanes football (since 1979).

### Head Coaching Record at Miami Through First 35 Games:

- Larry Coker (2001-2003) - 32-3 (.914)
- Dennis Erickson (1989-1991) - 32-3 (.914)
- Jimmy Johnson (1984-1986) - 28-7 (.800)
- **Mark Richt (2016-17) - 24-11 (.685)**
- Butch Davis (1995-1997) - 23-12 (.657)
- Howard Schnellenberger (1979-1981) - 23-12 (.657)
- Al Golden (2011-2013) - 21-14 (.600)
- Randy Shannon (2007-2009) - 19-16 (.543)

## HARLEY IMPRESSING AS TEAM LEADER, WAS A CAPTAIN FOR UNC GAME

- With WR **Jeff Thomas** struggling with first-quarter dehydration against FIU (Sept. 22), WR **Mike Harley** stepped up in his absence and delivered the best performance of his career in a 31-17 win.
- Harley led all players with a career-best seven catches in the win over FIU for a career-high 76 yards.
- Harley was named a team captain vs. North Carolina (Sept. 27) and made his first career start. He led all Hurricanes with 70 receiving yards, and tied a career-long with a 42-yard reception vs. UNC.
- The south Florida native ranks fourth on Miami with 17 catches for 218 yards in 2018 - besting his personal totals from last season already (nine catches, 91 yards). He is averaging 24.2 yards per game.
- Harley had a team-high and game-high 45 receiving yards last time out against Duke on Nov. 3.

## SERIES HISTORY

### MIAMI LEADS, 12-11

YEAR	UM	OPP	SITE	W/L	SCORE
1955	9	10	Atlanta	L	6-14
1964	—	—	Atlanta	L	0-20
1967	—	—	Miami (HC)	W	49-7
1968	15	—	Atlanta	W	10-7
1970	—	19	Atlanta	L	21-31
1975	—	—	Atlanta	L	23-38
1977	—	—	Atlanta	L	6-10
1978	—	—	Atlanta	L	19-24
1999	23	15	Jacksonville, Fla.	W	28-13
2004	4	—	Atlanta	W	27-3
2005	3	—	Miami	L	10-14
2006	—	21	Atlanta	L	23-30
2007	—	—	Miami	L	14-17
2008	—	—	Atlanta	L	23-41
2009	20	14	Miami Gardens	W	33-17
2010	—	—	Atlanta	W	35-10
2011	—	22	Miami Gardens	W	24-7
2012	—	—	Atlanta	W(OT)	42-36
2013	14	—	Miami Gardens	W	45-30
2014	—	—	Atlanta	L	17-28
2015	14	—	Miami Gardens	W	38-21
2016	14	—	Atlanta	W	35-21
2017	10	—	Miami Gardens	W	25-24

Miami: Miami leads, 6-2

Atlanta: Georgia Tech leads, 9-5

Neutral Site: Miami leads, 1-0

## ACC PLAYERS OF THE WEEK

### WEEK 1: LSU

Defensive Lineman: Gerald Willis III

### WEEK 5: NORTH CAROLINA

Defensive Lineman: Joe Jackson

Co-Linebacker: Shaq Quarterman

## TALE OF THE TAPE

MIAMI		GEORGIA TECH
32.0	scoring	38.8
174	first downs	222
197.0	rushing per game	377.0
193.2	passing per game	90.1
390.2	total offense per game	467.1
30:44	time of possession	34:29
41%	3rd down conversions	45%
40%	4th down conversions	50%
84%	red zone scores	81%



## JAQUAN BACK FOR SENIOR YEAR AFTER CONSULTING IDOL ED REED

- After discussing his future with legendary Miami safety Ed Reed, DB **Jaquan Johnson** turned down the opportunity to enter the NFL Draft, choosing to return for his senior season with the Hurricanes.
- The Hurricanes are undoubtedly happy with his decision, as Johnson - a Preseason All-America first-team selection by the Associated Press, a Preseason All-ACC selection and a watch list member for three major defensive awards - led Miami with 96 tackles and tied for the team lead with four picks.
- In his first game of 2018, Johnson served as one of four captains and totaled a game-high 11 tackles.
- Johnson missed games vs. FIU (Sept. 22) and North Carolina (Sept. 27) with a hamstring injury.
- He returned as a captain vs. Florida State (Oct. 6) and totaled a game-high 10 tackles in the win.
- Johnson has posted three straight games of double-digit tackles and leads the Hurricanes in total tackles despite playing in just six of eight games; he is averaging 9.0 tackles per game (54 total).
- The Miami native was named a semifinalist for the 2018 Jim Thorpe Award on Oct. 22.
- As a junior, Johnson was one of four defensive semifinalists for the Walter Camp Player of the Year.
- Johnson was named ACC Defensive of the Back three weeks in a row in 2017 (Nov. 6, Nov. 13, Nov. 20), becoming the first Hurricane player to ever be honored by the ACC in three consecutive weeks.
- The last ACC player to earn honors in three straight weeks was Deshaun Watson of Clemson in 2014.

## LINGARD POSTED LONGEST RUN BY TRUE FRESHMAN BEFORE INJURY

- With a 64-yard touchdown run on Sept. 8 against Savannah State, RB Lorenzo Lingard recorded the longest rush by a true freshman running back since Duke Johnson had a 65-yard rush against Duke in his true freshman season finale on Nov. 24, 2012 in Durham, N.C., which was also a touchdown run.
- Lingard, who saw action in seven games, suffered a knee injury leading into the BC game (Oct. 26) that required surgery, which happened that week; a timetable for his return has not been determined.

Longest Rush by Miami True Freshman Running Back Since 2012

Date	Player	Opponent	Location	Yards
Nov. 24, 2012	Duke Johnson	Duke	Durham, N.C.	65
<b>Sept. 8, 2018</b>	<b>Lorenzo Lingard</b>	<b>Savannah State</b>	<b>Miami Gardens, Fla.</b>	<b>64</b>
Oct. 11, 2014	Joe Yearby	Cincinnati	Cincinnati, Ohio	62
Dec. 30, 2017	DeeJay Dallas	Wisconsin	Miami Gardens, Fla.	39
Sept. 28, 2013	Gus Edwards	USF	Tampa, Fla.	29
Oct. 31, 2015	Mark Walton	Duke	Durham, N.C.	27
Sept. 3, 2016	Travis Homer	Florida A&M	Miami Gardens, Fla.	17

## HURRICANES SET RECORDS IN WIN OVER TIGERS IN HOME OPENER

- The Miami Hurricanes opened their 11th season at Hard Rock Stadium on Sept. 8 vs. Savannah State, capturing a 77-0 shutout victory to improve to 11-0 all-time in home openers at the stadium.
- Miami's 77 points tied a program record for most points in a single game (also set against Savannah State, in September 2013), while its 77-point margin of victory was the largest in program history.
- The Hurricanes have not lost a home opener since 2006, when they fell to Florida State 13-10 at the Orange Bowl on Sept. 4, 2006. Miami has won 12 straight home openers since, a program record.

## DEFENSE RECORDS FIRST SHUTOUT SINCE 2015 IN WIN OVER TIGERS

- The Miami Hurricanes' defense was able to compile its first shutout since the 2015 season opener against Bethune-Cookman (Sept. 5, 2015) in a 77-0 win over Savannah State on Saturday, Sept. 8.
- The shutout was the first under the current Miami staff, including defensive coordinator Manny Diaz.
- Diaz's last shutout as defensive coordinator came exactly six years to the day before Miami's win over Savannah State; as the coordinator at Texas, Diaz's Longhorns shutout New Mexico on Sept. 8, 2012.

## 26 HURRICANES MAKE THEIR DEBUTS IN HOME OPENER AT HARD ROCK

- 15 offensive Hurricanes made their career debuts on Saturday, Sept. 8 vs. Savannah State: QB N'Kosi Perry, QB Cade Weldon, WR Mark Pope, FB Realus George, Jr., WR Marquez Ezzard, OL John Campbell, Jr., RB Robert Burns, OL Zalon'tae Hillery, OL Cleveland Reed, Jr., RB Cam'Ron Davis, TE Nicholas Ducheine, OL Zach Dykstra, K Alejandro Cardenas, OL Sam York and QB Jarren Williams.
- 11 defensive Hurricanes made their career debuts in the same game: DL Nesta Jade Silvera, DB Gilbert Frierson, LB Waymon Steed, DB Gurvan Hall, Jr., DB James Murphy, DL Jordan Miller, LB Patrick Joyner, Jr., DB Nigel Bethel, DB Tyler Murphy, DB Colvin Alford and DL Tyreic Martin.

## TEAM CAPTAINS

### WEEK 1: LSU

OL Tyler Gauthier  
DB Jaquan Johnson  
LB Shaq Quarterman  
QB Malik Rosier

### WEEK 2: SAVANNAH STATE

RB Travis Homer  
WR Jeff Thomas  
DL Gerald Willis III  
LB Mike Smith (ST)

### WEEK 3: AT TOLEDO

OL Hayden Mahoney  
DL Joe Jackson  
DB Sheldrick Redwine  
DB Al Blades, Jr. (ST)

### WEEK 4: FIU

RB DeeJay Dallas  
LB Michael Pinckney  
DL Gerald Willis III  
DB Amari Carter (ST)

### WEEK 5: NORTH CAROLINA

WR Mike Harley  
DL Jon Garvin  
DB Trajan Bandy  
DL Demetrius Jackson (ST)

### WEEK 6: FLORIDA STATE

OL Tyler Gauthier  
DB Jaquan Johnson  
DL Gerald Willis III  
RB Travis Homer (ST)

### WEEK 7: VIRGINIA

RB Travis Homer  
OL Hayden Mahoney  
DB Jaquan Johnson  
WR Jeff Thomas (ST)

### WEEK 8: BOSTON COLLEGE

RB Travis Homer  
LB Shaq Quarterman  
LB Michael Pinckney  
DB Jaquan Johnson (ST)

## SCOUT TEAM POTW

### WEEK 1: LSU

WR Elias Lugo-Fagundo (offense)  
DB Jimmy Murphy (defense)  
DB Colvin Alford (special teams)

### WEEK 2: SAVANNAH STATE

QB Ryan Rizk (offense)  
DB Jimmy Murphy (defense)  
DB Tyler Murphy (special teams)

### WEEK 3: TOLEDO

OL Michael Scibelli (offense)  
DB Jimmy Murphy (defense)  
WR Marshall Few (special teams)

### WEEK 4: FIU

WR Marshall Few (offense)  
DL Shawn Walker (defense)  
K Suleman Burrows (special teams)

### WEEK 5: NORTH CAROLINA

WR Marshall Few (offense)  
LB Darian Stephenson (defense)  
DB Jimmy Murphy (special teams)

### WEEK 6: FLORIDA STATE

QB Ryan Rizk (offense)  
LB Patrick Joyner (defense)  
RB Crispian Atkins (special teams)

### WEEK 7: VIRGINIA

DB Jimmy Murphy (defense)  
FB Michael Parrott (special teams)

### WEEK 8: BOSTON COLLEGE

WR Marshall Few (offense)  
DB Gilbert Frierson (defense)  
WR Elias Lugo-Fagundo (special teams)





## TRUE FRESHMEN ALREADY MAKING AN EARLY IMPACT FOR UM IN 2018

- Miami's recruiting class, nicknamed #Storm18, was ranked the consensus No. 1 class in Florida and a consensus top-8 class overall for the first time since 2012. It was ranked No. 6 nationally by Rivals.
- True freshmen have accounted for nine total touchdowns already, including two from RB **Lorenzo Lingard** and four from TE **Brevin Jordan**. TE **Will Mallory** and WR **Brian Hightower** each have one.
- Both Jordan (seven games) and Mallory (one game) have earned starts in the early going of their college careers, while DB **Al Blades, Jr.**, was named special teams captain for UM's game at Toledo.
- UM's recruiting class included 14 players ranked in the ESPN300, 12 in 247Sports' national rankings, 12 ranked in Rivals 250, and 10 players who were either U.S. Army or Under Armour All-Americans.
- Miami's class was ranked No. 8 nationally by both 247Sports and ESPN and ranked the second-best class in the ACC by both organizations. 247Sports, ESPN and Rivals all had UM's class No. 1 in Florida.

## KEEPING IT IN THE "U FAMILY"

- As is often the case at the University of Miami, a number of Canes have family ties to 'The U'
- Five Canes had fathers who suited up in orange and green: TE **Michael Irvin II** (father is Michael) II, DL **Scott Patchan** (Matt), DL **Pat Bethel** (Randy), P **Zach Feagles** (Jeff) & DB **Al Blades, Jr.** (Al, Sr.)
- WR **Evidence Njoku** is the brother of David, who was taken by Cleveland in the 2017 NFL Draft.
- QB **Cade Weldon** is the son of Casey Weldon, former quarterback at Florida State under Mark Richt.

## TRUE FROSH TIGHT END DUO MAKING AN EARLY IMPACT FOR MIAMI

- Two key members of Miami's #Storm18 signing class have played bigger roles than already was anticipated after junior tight end Michael Irvin II suffered an MCL injury during fall camp.
- Freshman tight end duo Brevin Jordan and Will Mallory, who became friends through the recruiting process and were ranked among the nation's best at the position, have been counted on early in 2018.
- In addition to playing together on the field, Jordan and Mallory are freshman roommates at The U.
- In the home opener vs. Savannah State (Sept. 8), Mallory opened the game's scoring with a two-yard touchdown pass - the very first catch of his career. Mallory made his first career start in the victory.
- Jordan, who started the season opener, had a dominant outing of his own against the Tigers, setting career marks in receptions (seven) to go along with the first two touchdowns of his Miami career.
- Jordan was ranked the No. 1 tight end in the country by ESPN.com and 247Sports and No. 2 by Rivals, while Mallory was ranked the third-best tight end by ESPN.com. The two are roommates at The U.

## HIGHTOWER WOVES IN FIRST COLLEGIATE GAME, SCORES TOUCHDOWN

- Among Miami's most impressive freshman performers vs. LSU (Sept. 2) was WR **Brian Hightower**, who hauled in a 32-yard TD reception on a connection with QB **Malik Rosier** in the fourth quarter.
- Hightower, who saw signification action in the game vs. LSU, became the first Hurricane wide receiver to record a touchdown for his first collegiate catch since **Tyre Brady** vs. Nebraska in 2015.
- Hightower made the first start of his career on Sept. 22 vs. FIU; he has 3 catches for 53 yards this year.
- The last Hurricane to have his first catch end up in a touchdown was FB **Marquez Williams** in 2016.
- Hightower was a consensus four-star recruit ranked the No. 141 overall player in his class by ESPN.

## DEFENSE, TURNOVER CHAIN HAS DAZZLED UNDER DADE'S OWN DIAZ

- Defensive coordinator **Manny Diaz** has directed the UM defense into one of the nation's top groups in his two-plus seasons at The U, and his 2017 unit ranked among the nation's best in several stats.
- Miami's defense ranked ninth nationally in opponent yards per play (4.5) in 2017, the most important modern metric when measuring a college football defense. UM ranked No. 16 in OYPP (4.7) in 2016.
- The Hurricanes led the nation in team sacks (3.38) and was 3rd in team tackles for loss (8.8) in 2017.
- One of college football's biggest storylines in 2017 was the emergence of Miami's "turnover chain," and after the Canes posted the ACC's best turnover margin in 2017, the chain will be back in 2018
- Miami's 31 turnovers gained were the third-most in the nation and most in the ACC, while its +1.00 average turnover margin (+13 for the season) was tied for the fifth-best mark in the nation.

## 10 TRUE FRESHMEN, 13 TOTAL SEE FIRST ACTION OF CAREER VS. LSU

- 10 true freshmen suited up for the first time in the season opener vs. LSU, while three others - redshirt freshman WR **Evidence Njoku**, DL **Tito Odenigbo** and OL **Venzell Boulware** - also debuted.
- 10 true freshmen made their debuts against LSU in the AdvoCare Classic: RB **Lorenzo Lingard**, WR **Brian Hightower**, DB **Al Blades, Jr.**, DB **DJ Ivey**, WR **Dee Wiggins**, TE **Brevin Jordan**, DL **Gregory Rousseau**, K **Bubba Baxa**, OL **DJ Scaife, Jr.** and TE **Will Mallory**.

## SCORING DRIVES

Opponent	Plays	Yards	Time	Result
LSU	6	55	1:37	FG
LSU	11	77	4:49	TD
LSU	4	74	1:19	TD
Savannah State	8	31	3:57	TD
Savannah State	8	59	2:57	TD
Savannah State	3	71	0:49	TD
Savannah State	6	20	2:01	TD
Savannah State	7	65	3:26	TD
Savannah State	7	80	2:57	TD
Savannah State	2	16	0:12	TD
Savannah State	4	32	1:47	TD
Savannah State	3	24	1:03	TD
Savannah State	1	64	0:13	TD
at Toledo	12	76	4:29	TD
at Toledo	5	61	2:09	TD
at Toledo	7	58	2:36	TD
at Toledo	5	75	2:19	TD
at Toledo	14 %	70	6:06	TD
at Toledo	6	31	2:03	TD
at Toledo	5	75	1:55	TD
at Toledo	6	35	3:18	TD
FIU	9	87	4:44	TD
FIU	5	68	1:52	TD
FIU	14 %	75	7:11	FG
FIU	3	67	0:35	TD
FIU	5	58	2:31	TD
North Carolina	4	75	2:03	TD
North Carolina	10	57	4:54	FG
North Carolina	7	79	3:29	TD
North Carolina	2	22	0:11	FG
North Carolina	11	61	7:26	TD
Florida State	14 %	83	7:49!	TD
Florida State	5	20	1:49	TD
Florida State	1	17	0:06	TD
Florida State	4	73	0:50	TD
Virginia	6	23	2:52	FG
Virginia	6	75	2:22	FG
Virginia	11	93^	4:38	TD
Boston College	6	44	2:54	TD
Boston College	10	64	4:24	TD
Duke	1	83	0:12	TD
Duke	6	82	3:01	TD

% - Most Plays | ^ - Most Yards | ! - Most Time



## RICHT RECOGNIZES MIAMI PAST, INVITES HONORARY CAPTAINS

- After his return to his alma mater, head coach Mark Richt instituted honorary captains - all of whom are Miami Football alumni - to speak to the team on the Fridays before home games in-season.
- The first honorary captain for the 2018 season was OL Dennis Harrah, who played at UM from 1972-74.
- In 2017, the list of honorary captain list included all-time Miami greats like QB George Mira, DB Bennie Blades, WR Reggie Wayne, DB Ed Reed and DB Antrel Rolle, among others.
- Richt's invitation to honorary captains further extends his dedication to his alma mater and the alumni who have passed through the program; in August of 2017, Richt hosted his first "U Network" event dedicated to helping Miami Football alumni find jobs in their post-football lives.
- Richt and his wife Katharyn personally dedicated \$1 million to the construction of the Carol Soffer Indoor Practice Facility, which helped spurn more than \$2 million in gifts from former players.

## SEVERAL HURRICANES EARNED MAJOR PRESEASON RECOGNITION

- Several Hurricanes on both sides of the ball were selected as players to watch for major awards entering 2018, including some who earned preseason All-America and all-conference recognition.

Player	Award	Description
C Tyler Gauthier	Outland Trophy Rimington Trophy	top interior lineman top center
RB Travis Homer	Maxwell Award Doak Walker Award	college football's player of the year top running back
DL Demetrius Jackson	Wuerffel Trophy	top commitment to community service
DL Joe Jackson	Ted Hendricks Award	top defensive end
CB Michael Jackson	Thorpe Award Nagurski Award Preseason All-ACC Team	top defensive back college football's defensive player of the year
S Jaquan Johnson	Thorpe Award Nagurski Award Bednarik Award Associated Press Preseason All-American (first team) Preseason All-ACC Team	top defensive back college football's defensive player of the year top defensive player
LB Shaquille Quarterman	Butkus Award Nagurski Award Bednarik Award Preseason All-ACC Team	top linebacker college football's defensive player of the year top defensive player
WR Ahmmon Richards	Maxwell Award Bilentikoff Award	college football's player of the year top receiver / pass catcher
QB Malik Rosier	Manning Award	top quarterback

## CAROL SOFFER INDOOR PRACTICE FACILITY OPEN FOR BUSINESS

- On August 17, 2018, history was made at the University of Miami, as the Miami Hurricanes practiced inside the Carol Soffer Indoor Practice Facility for the very first time during fall camp.
- In September 2016, Miami announced the largest donation in the history of the athletics department as the lead gift for a state-of-the-art football indoor practice facility. In honor of their mother Carol, Jeffrey Soffer and Carol's other children made a \$14 million commitment towards the facility.
- Head coach Mark Richt pledged \$1 million towards the facility and football alumnus and linebacker great Jon Beason was among those alumni to give to the project. Beason's gift was \$250,000, as Miami alumni and former players teamed up to contribute more than \$2 million for the project.
- The 81,800-square-foot facility features two field-turf fields - one 90 yards long and one 40 yards.

## ZAGACKI AND BAILEY RETURN TO THE BOOTH FOR YEAR 17

- "Voice of the Hurricanes" Joe Zagacki and color commentator Don Bailey, Jr. are in the booth for their 17th year on the radio - the duo has broadcast 247 straight games together.
- Josh Darrow is in his ninth season as sideline analyst; the trio will enter its 10th year together in 2019.

## HONORARY CAPTAINS 2016 SEASON

SEPT. 3, 2016 vs. FLORIDA A&M

RB Ray Bellamy

SEPT. 10, 2016 vs. FAU

DL Gary Dunn

OCT. 8, 2016 vs. FLORIDA STATE

QB Gino Torretta

OCT. 15, 2016 vs. NORTH CAROLINA

OL Joaquin Gonzalez

NOV. 5, 2016 vs. PITTSBURGH

DL Russell Maryland

NOV. 26, 2016 vs. DUKE

LB Jon Beason

## 2017 SEASON

SEPT. 2, 2017 vs. BETHUNE-COOKMAN

DE Greg Mark

SEPT. 23, 2017 vs. TOLEDO

WR Brett Perriman

OCT. 12, 2017 vs. GEORGIA TECH

QB George Mira

OCT. 21, 2017 vs. SYRACUSE

DB Bennie Blades

NOV. 4, 2017 vs. VIRGINIA TECH

WR Reggie Wayne

NOV. 11, 2017 vs. NOTRE DAME

DB Ed Reed

NOV. 18, 2017 vs. VIRGINIA

DB Antrel Rolle



## HOMER IMPRESSED IN FIRST YEAR AS STARTING RUNNING BACK IN 2017

- After a season-ending injury to Mark Walton in the early part of 2017, RB **Travis Homer** stepped up and saw action in all 13 games last year. He took over starting duties four games into the year.
- Homer has posted 702 rushing yards through the first nine games (5.7 yards-per-carry average) and had the first 100-yard rushing game of the season in a 31-17 victory over the FIU Panthers on Sept. 22.
- Homer added another 100-yard rushing performance in Miami's game vs. Duke on Nov. 3 (133 yards).
- Homer rushed for 966 yards on 163 attempts (5.9 yards per carry) with eight rushing TDs in 2017.
- The West Palm Beach native, who was selected to the All-ACC Second Team in 2017, compiled 1,203 all-purpose yards and three 100-yard rushing games - including 170 in his first start vs. Georgia Tech.
- The Palm Beach native became the eighth Miami tailback to have recorded a 100-yard game in his first career start since 2000, and the fourth to do it in an Atlantic Coast Conference game.
- Homer is Miami's leading active rusher with 1,712 rushing yards and 10 rushing touchdowns.

## OFFENSIVE RETURNERS - CAREER STARTS (AT LEAST FIVE STARTS)

### OFFENSE

Pos.	Name	2014	2015	2016	2017	2018	Career
WR	Lawrence Cager, R-Jr.	-	1	0	5	9	15
WR	Jeff Thomas, So.	-	-	-	4	9	13
RB	Travis Homer, Jr.	-	-	-	9	9	18
OL	Navaughn Donaldson, So.	-	-	-	10	9	19
OL	Tyler Gauthier, Sr.	-	0	4	13	9	26
OL	Tyree St. Louis, Sr.	-	0	8	13	9	30
QB	Malik Rosier, R-Sr.	0	1	0	13	6	20

## DEFENSIVE VETERANS - CAREER STARTS (AT LEAST FIVE STARTS)

### DEFENSE

Pos.	Name	2014	2015	2016	2017	2018	Career
DL	Demetrius Jackson, R-Sr.	0	0	6	0	0	6
DL	Joe Jackson, Jr.	-	-	2	12	9	23
LB	Shaquille Quarterman, Jr.	-	-	13	13	9	35
LB	Michael Pinckney, Jr.	-	-	13	11	9	33
LB	Zach McCloud, Jr.	-	-	11	11	6	28
DB	Michael Jackson Sr., Sr.	-	-	-	10	9	19
DB	Jaquan Johnson, Sr.	-	0	5	13	7	25
DB	Sheldrick Redwine, Sr.	-	0	5	12	9	26
DB	Trajan Bandy, So.	-	-	-	3	9	12

## MIAMI DEBUTED SPECIAL PARLEY UNIFORMS FOR OPENER VS. LSU

- Miami and adidas revealed environmentally-conscious alternate uniforms on Aug. 18 - the first-ever football unis featuring repurposed and upcycled materials, in partnership with Parley For The Oceans.
- Creating a unique look for the Canes, the Miami x Parley A1 uniform features "The U's" home jersey orange colorway that is accompanied by accents that are an ode to the cause to end plastic pollution.

## HONORARY CAPTAINS 2018 SEASON

### SEPT. 8, 2018 vs. SAVANNAH STATE

OL Dennis Harrah

### SEPT. 22, 2018 vs. FIU

DB Kenny Calhoun

### SEPT. 27, 2018 vs. NORTH CAROLINA

LB Jon Vima

### OCT. 6, 2018 vs. FLORIDA STATE

DL Jim Burt

### NOV. 3, 2018 vs. DUKE

OL Bryant McKinnie





# MARK RICHT

HEAD COACH | THIRD SEASON AT MIAMI (18th OVERALL) | 169-62 (.732)

In just two-plus seasons as head coach, Mark Richt has made an indelible impact on his alma mater's football program -- both on and off the field.

Richt posted a 19-7 record over his first two seasons, the third best start in Miami history, and a stretch that included a 15-game winning streak -- UM's longest since 2002. The Hurricanes won 10 games in 2017, climbing as high as second in the College Football Playoff rankings. Miami captured the Atlantic Coast Conference's Coastal Division for the first time in its history and earned an invitation to the Capital One Orange Bowl for the first time in 13 years. Richt won 2017 ACC Coach of the Year honors and was also named the 2017 Walter Camp Coach of the Year.

The Hurricanes ranked first in team sacks per game (3.38), and ranked third the nation in turnovers forced in 2017 (31). Junior quarterback Malik Rosier accounted for 31 total touchdowns, breaking Vinny Testaverde's single-season school record, and helping Miami rank 15th in the nation in red zone offense (90.7 percent). Junior defensive back Jaquan Johnson had a breakout season, leading the team with 96 tackles, picking off four passes and earning ACC Defensive Back of the Week honors three times. Overall, 10 Hurricanes earned All-ACC honors, including kicker Michael Badgley, who was named first-team All-ACC.

Off the field, Richt has energized the program, from supporting the fundraising efforts for the Carol Soffer Football Indoor Practice Facility to launching The U Network, which assists former Hurricanes in networking and career placement after their playing careers have concluded. Miami was one of three schools, along with Stanford and Northwestern, to earn the 2016 American Football Coaches Association (AFCA) Academic Achievement Award. In addition, the Hurricanes ranked first among all FBS programs in 2016 in the NCAA Team Works Helper Helper Community Service Competition, and helped Miami finish first among Division I schools overall in 2018.

Richt was named the University of Miami's 24th head football coach on Dec. 4, 2015. His hiring provided immediate dividends as the Hurricanes posted a 9-4 record in his first season in Coral Gables. Miami then defeated West Virginia, 31-14, in the Russell Athletic Bowl for the program's first bowl victory in 10 years. The Hurricanes were ranked No. 20 in

the final Associated Press poll and No. 23 in the final Amway Coaches Poll -- the program's first season-ending rankings since 2009.

Miami had 10 players earned ACSMA All-ACC honors in 2016, while quarterback Brad Kaaya became Miami's all-time passing yards leader. Freshman wide receiver Ahmmon Richards broke the 31-year-old freshman receiving record at Miami originally set by Michael Irvin, while sophomore running back Mark Walton became the 11th 1,000-yard rusher in program history.

Six Hurricanes were selected in the 2018 NFL Draft. Nine Hurricanes were selected in the 2017 NFL Draft, the most for Miami since 2006, including first-round pick David Njoku to the Cleveland Browns. Richt has had 99 of his players drafted as a head coach, including 14 first-round picks.

Richt, born in Omaha, Neb., and raised in Boca Raton, Fla., returned to his alma mater after leading the University of Georgia football program for the previous 15 years. He compiled a 145-51 overall record and an 85-40 mark in Southeastern Conference play. Georgia won two SEC championships, six SEC East titles and nine bowl games under Richt, and finished the season in the Associated Press Top-10 rankings seven times.

Richt's 164 career wins rank fourth among active FBS head coaches and his .744 winning percentage ranks as the seventh best among current FBS coaches with at least five years of experience. Richt is one of only seven head coaches in SEC history to record four straight 10-win seasons (2002-05).

Richt coached some of the greatest quarterbacks in Georgia history, including David Greene, a four-year starter who left Athens as the then-winningest quarterback in NCAA history with 42 career wins. Aaron Murray, also a four-year starter, is the SEC's all-time leader in passing yards (13,166) and touchdown passes (121). Matthew Stafford threw for 3,459 yards and 25 touchdowns (then a school record) as a junior for the Bulldogs.

Richt is married to the former Katharyn Francis of Tallahassee. The couple has four children -- Jonathan, David, Zach, and Anya. Jon, the Miami quarterbacks coach, was married to the former Anna Cearley in May 2010. They have two daughters, Jady and Zoe.

## THE RICHT FILE

**Hometown:** Boca Raton, Fla.  
**College:** University of Miami, '82  
**Birthdate:** Feb. 18, 1960  
**Wife:** Katharyn Francis  
**Children:** Jon, David, Zach, Anya

### Coaching Career

Florida State (Graduate Assistant), 1985-88  
East Carolina (Offensive Coordinator), 1989  
Florida State (QBs), 1990-93  
Florida State (Offensive Coordinator/QBs), 1994-2000  
Georgia (Head Coach), 2001-2015  
Miami (Head Coach), 2016-

- One of only four men in NCAA Division I-A history to record 135-or-more wins in his first 14 seasons
- Has coached in four national championship games
- Has coached two Heisman Trophy winners
- Has coached more than 40 All-Americans and two Heisman Trophy winning quarterbacks
- Has coached more than 100 players that have been selected in the NFL Draft, including eight quarterbacks
- Has coached 15 NFL First Round Draft picks and one Hall of Famer
- Ten of Richt's players have been honored by the AllState AFCA Good Works Team



## RICHT'S YEAR-BY-YEAR HEAD COACHING RECORD

Year	OVERALL			CONFERENCE			Finish	BOWL
	W	L	PCT.	W	L	.PCT		
2001	8	4	.667	5	3	.625	T3rd/East	Music City (L)
2002	13	1	.929	7	1	.875	1st/Champs	Sugar (W)
2003	11	3	.786	6	2	.750	T1st/East	Capital One (W)
2004	10	2	.833	6	2	.750	2nd/East	Outback (W)
2005	10	3	.769	6	2	.750	1st/Champs	Sugar (L)
2006	9	4	.692	4	4	.500	T3rd/East	Chick-fil-A (W)
2007	11	2	.846	6	2	.750	T1st/East	Sugar (W)
2008	10	3	.769	6	2	.750	2nd/East	Capital One (W)
2009	8	5	.615	4	4	.500	T2nd/East	Independence (W)
2010	6	7	.462	3	5	.375	3rd/East	Liberty (L)
2011	10	4	.714	7	1	.875	1st/East	Outback (L)
2012	12	2	.857	7	1	.875	T1st/East	Capital One (W)
2013	8	5	.615	5	3	.625	3rd/East	Gator (L)
2014	10	3	.769	6	2	.750	2nd/East	Belk (W)
2015	9	3	.750	5	3	.625	2nd/East	--
2016	9	4	.692	5	3	.625	T2nd/Coastal	Russell Athletic (W)
2017	10	3	.833	7	1	.875	1st/Coastal	Capital One Orange Bowl (L)
2018	5	4	.555	2	3	.400	--	--
<b>Total</b>	<b>169</b>	<b>62</b>	<b>.732</b>	<b>97</b>	<b>44</b>	<b>.688</b>		



# RIGHT'S YEAR-BY-YEAR RECORD

## 2001 (8-4; 5-3 SEC)

DATE	OPPONENT	W/L	SCORE
S 1	Arkansas State	W	45-17
S 8	South Carolina	L	9-14
S 29	Arkansas	W	34-23
O 6	at Tennessee	W	26-24
O 13	at Vanderbilt	W	30-14
O 20	Kentucky	W	43-29
O 27	vs. Florida	L	10-24
N 10	Auburn	L	17-24
N 17	at Ole Miss	W	35-15
N 24	at Georgia Tech	W	31-17
D 1	Houston	W	35-7
D 28	vs. Boston College	L	16-20

## 2002 (13-1; 7-1 SEC)

DATE	OPPONENT	W/L	SCORE
A 31	Clemson	W	31-28
S 14	at South Carolina	W	13-7
S 21	Northwestern State	W	45-7
S 28	New Mexico State	W	41-10
O 5	at Alabama	W	27-25
O 12	Tennessee	W	18-13
O 19	Vanderbilt	W	48-17
O 26	at Kentucky	W	52-24
N 2	vs. Florida	L	13-20
N 9	Ole Miss	W	31-17
N 16	at Auburn	W	24-21
N 30	Georgia Tech	W	51-7
D 7	vs. Arkansas	W	30-3
J 1	vs. Florida State	W	26-13

## 2003 (11-3; 6-2 SEC)

DATE	OPPONENT	W/L	SCORE
A 30	at Clemson	W	30-0
S 6	Middle Tennessee St.	W	29-10
S 13	South Carolina	W	31-7
S 20	at LSU	L	10-17
O 4	Alabama	W	37-23
O 11	at Tennessee	W	41-14
O 18	at Vanderbilt	W	27-8
O 25	UAB	W	16-13
N 1	vs. Florida	L	13-16
N 15	Auburn	W	26-7
N 22	Kentucky	W	30-10
N 29	at Georgia Tech	W	34-17
D 6	vs. LSU	L	13-34
J 1	vs. Purdue	W	34-27

## 2004 (10-2; 6-2 SEC)

DATE	OPPONENT	W/L	SCORE
S 4	Ga. Southern	W	48-28
S 11	at South Carolina	W	20-16
S 18	Marshall	W	13-3
O 2	LSU	W	45-16
O 9	Tennessee	L	14-19
O 16	Vanderbilt	W	33-3
O 23	at Arkansas	W	20-14
O 30	vs. Florida	W	31-24
N 6	at Kentucky	W	62-17
N 13	at Auburn	L	6-24
N 27	Georgia Tech	W	19-13
J 1	vs. Wisconsin	W	24-21

## 2005 (10-3; 6-2 SEC)

DATE	OPPONENT	W/L	SCORE
S 3	Boise State	W	48-13
S 10	South Carolina	W	17-15
S 17	ULM	W	44-7
S 24	at Mississippi State	W	23-10
O 8	at Tennessee	W	27-14
O 15	at Vanderbilt	W	34-17
O 22	Arkansas	W	23-20
O 29	vs. Florida	L	10-14
N 12	Auburn	L	30-31
N 19	Kentucky	W	45-13
N 26	at Georgia Tech	W	14-7
D 3	vs. LSU	W	34-14
J 2	vs. West Virginia	L	35-38

## 2006 (9-4; 4-4 SEC)

DATE	OPPONENT	W/L	SCORE
S 2	Western Kentucky	W	48-12
S 9	at South Carolina	W	18-0
S 16	UAB	W	34-0
S 23	Colorado	W	14-13
S 30	at Ole Miss	W	14-9
O 7	Tennessee	L	33-51
O 14	Vanderbilt	L	22-24
O 21	Mississippi State	W	27-24
O 28	vs. Florida	L	14-21
N 4	at Kentucky	L	20-24
N 11	at Auburn	W	37-15
N 25	Georgia Tech	W	15-12
D 30	vs. Virginia Tech	W	31-24

## 2007 (11-2; 6-2 SEC)

DATE	OPPONENT	W/L	SCORE
S 1	Oklahoma State	W	35-14
S 8	South Carolina	L	12-16
S 15	West Carolina	W	45-16
S 22	at Alabama	W	26-23 (OT)
S 29	Ole Miss	W	45-17
O 6	at Tennessee	L	14-35
O 13	at Vanderbilt	W	20-17
O 27	vs. Florida	W	42-30
N 3	Troy	W	44-34
N 10	Auburn	W	45-20
N 17	Kentucky	W	24-13
N 24	at Georgia Tech	W	31-17
J 1	Hawaii	W	41-10

## 2008 (10-3; 6-2 SEC)

DATE	OPPONENT	W/L	SCORE
A 30	Georgia Southern	W	45-21
S 6	Central Michigan	W	56-17
S 13	at South Carolina	W	14-7
S 20	at Arizona State	W	27-10
S 27	Alabama	L	30-41
O 11	Tennessee	W	26-14
O 18	Vanderbilt	W	24-14
O 25	at LSU	W	52-38
N 1	vs. Florida	L	10-49
N 8	at Kentucky	W	42-38
N 15	at Auburn	W	17-13
N 29	Georgia Tech	L	42-45
J 1	vs. Michigan State	W	24-12

## 2009 (8-5; 4-4 SEC)

DATE	OPPONENT	W/L	SCORE
S 5	at Oklahoma State	L	10-24
S 12	South Carolina	W	41-37
S 19	at Arkansas	W	52-41
S 26	Arizona State	W	20-17
O 3	LSU	L	13-20
O 10	at Tennessee	L	19-45
O 17	at Vanderbilt	W	34-10
O 31	vs. Florida	L	17-41
N 7	Tennessee Tech	W	38-0
N 14	Auburn	W	31-24
N 21	Kentucky	L	27-34
N 28	at Georgia Tech	W	30-24
D 28	vs. Texas A&M	W	44-20

## 2010 (6-7; 3-5 SEC)

DATE	OPPONENT	W/L	SCORE
S 4	La.-Lafayette	W	55-7
S 11	at South Carolina	L	6-16
S 18	Arkansas	L	24-31
S 25	at Mississippi State	L	12-24
O 2	at Colorado	L	27-29
O 9	Tennessee	W	41-14
O 16	Vanderbilt	W	43-0
O 23	at Kentucky	W	44-31
O 30	vs. Florida	L	31-34
N 6	Idaho State	W	55-7
N 13	at Auburn	L	31-49
N 27	Georgia Tech	W	42-34
D 28	UCF	L	6-10

## 2011 (10-4; 7-1 SEC)

DATE	OPPONENT	W/L	SCORE
S 3	vs. Boise State	L	21-34
S 10	South Carolina	L	42-45
S 17	Coastal Carolina	W	59-0
S 24	at Ole Miss	W	27-13
O 1	Mississippi State	W	24-10
O 8	at Tennessee	W	24-12
O 15	at Vanderbilt	W	33-28
O 29	vs. Florida	W	24-20
N 5	New Mexico State	W	63-16
N 12	Auburn	W	45-7
N 19	Kentucky	W	19-10
N 26	at Georgia Tech	W	31-17
D 3	vs. LSU	L	10-42
J 2	vs. Michigan State	L	30-33

## 2012 (12-2; 7-1 SEC)

DATE	OPPONENT	W/L	SCORE
S 1	vs. Buffalo	W	45-23
S 8	at Missouri	W	41-20
S 15	FAU	W	56-20
S 22	Vanderbilt	W	48-3
O 6	at South Carolina	L	51-44
O 20	at Kentucky	W	7-35
O 27	vs. Florida	W	29-24
N 3	Ole Miss	W	17-9
N 10	at Auburn	W	37-10
N 17	Georgia Southern	W	38-0
N 24	Georgia Tech	W	45-14

D 1	vs. Alabama	L	28-32
J 1	vs. Nebraska	W	45-31

## 2013 (8-5; 5-3 SEC)

DATE	OPPONENT	W/L	SCORE
A 31	at Clemson	L	35-38
S 7	South Carolina	W	41-30
S 21	North Texas	W	45-21
S 28	LSU	W	44-41
O 5	at Tennessee	W	34-31(OT)
O 12	Missouri	L	26-41
O 19	at Vanderbilt	L	27-31
N 2	vs. Florida	W	23-20
N 9	Appalachian State	W	45-6
N 16	at Auburn	L	38-43
N 23	Kentucky	W	59-17
N 30	at Georgia Tech	W	41-34 (OT)
J 1	vs. Nebraska	L	19-24

## 2014 (10-3; 6-2 SEC)

DATE	OPPONENT	W/L	SCORE
A 30	Clemson	W	45-21
S 13	at South Carolina	L	35-38
S 20	Troy	W	66-0
S 27	Tennessee	W	35-32
O 4	Vanderbilt	W	44-17
O 11	at Missouri	W	34-0
O 18	at Arkansas	W	45-32
N 1	vs. Florida	L	20-38
N 8	at Kentucky	W	63-31
N 15	Auburn	W	34-7
N 22	Charleston	W	55-9
N 29	Georgia Tech	L	24-30 (OT)
D 30	vs. Louisville	W	37-14

## 2015 (9-3; 5-3 SEC)

DATE	OPPONENT	W/L	SCORE
S 5	ULM	W	51-14
S 12	at Vanderbilt	W	31-14
S 19	South Carolina	W	52-20
S 26	Southern University	W	48-6
O 3	Alabama	L	10-38
O 10	at Tennessee	L	31-38
O 17	Missouri	W	9-6
O 31	vs. Florida	L	3-27
N 7	Kentucky	W	27-3
N 14	at Auburn	W	20-13
N 21	Georgia Southern	W	23-17
N 28	at Georgia Tech	W	13-7

## 2016 (9-4; 5-3 ACC)

DATE	OPPONENT	W/L	SCORE
S 3	FAMU	W	70-3
S 10	FAU	W	38-10
S 17	at Appalachian State	W	45-10
O 1	at Georgia Tech	W	35-10
O 8	Florida State	L	19-20
O 15	North Carolina	L	13-20
O 20	at Virginia Tech	L	16-37
O 29	at Notre Dame	L	27-30
N 5	Pittsburgh	W	51-28
N 12	at Virginia	W	34-14
N 19	at NC State	W	27-13
N 26	Duke	W	40-21
D 28	vs. West Virginia	W	31-14

## 2017 (10-2; 7-1 ACC)

DATE	OPPONENT	W/L	SCORE
S 2	Bethune-Cookman	W	41-13
S 23	Toledo	W	52-30
S 29	at Duke	W	31-6
O 7	at Florida State	W	24-20
O 14	Georgia Tech	W	25-24
O 21	Syracuse	W	27-19
O 28	at North Carolina	W	24-19
N 4	Virginia Tech	W	28-10
N 11	Notre Dame	W	41-8
N 18	Virginia	W	44-28
N 24	at Pittsburgh	L	14-24
D 2	vs. Clemson	L	3-38
D 30	Wisconsin	L	24-34

## 2018 (5-4; 2-3 ACC)

DATE	OPPONENT	W/L	SCORE
S 2	vs. LSU	L	17-33
S 8	Savannah State	W	77-0
S 15	at Toledo	W	49-24
S 22	FIU	W	31-17
S 27	North Carolina	W	47-10
O 6	Florida State	W	28-27
O 13	at Virginia	L	13-16
O 26	at Boston College	L	14-27
N 3	Duke	L	12-20





## OFFENSIVE PLAYER PROFILES



**9**  
**BREVIN JORDAN**  
TE • 6-3 • 245 • FR.  
LAS VEGAS, NEV. (BISHOP GORMAN)

**Favorite Food:** Mom's homemade himchi soup & bulgogi


**Tight End Models Game After:** Delanie Walker & Travis Kelce

**Favorite Musical Artist:** YoungBoy & Michael Jackson

**Fun Fact:** Mother, Beverly, is Korean and made Korean food for UM's coaches when they visited during recruiting process. Mother is also a stage-3 breast cancer survivor.

### RECEIVING

YEAR	GP-GS	REC	YDS	AVG	TD	LG
2018	9-8	29	270	9.3	4	41T
<b>Career</b>	<b>9-8</b>	<b>29</b>	<b>270</b>	<b>9.3</b>	<b>4</b>	<b>41T</b>



**12**  
**MALIK ROSIER, JR.**  
QB • 6-1 • 212 • R-SR.  
MOBILE, ALA. (FAITH ACADEMY)

**Favorite Food:** Gumbo

**Favorite Artist / Rapper:** Lil Uzi Vert

**Quarterback Models Game After:** Russell Wilson

**Fun Fact:** Member of Miami's 2015 baseball team that qualified for the College World Series and homered in his first series with Rutgers (did not travel to CWS).

### PASSING

YEAR	GP-GS	COMP	ATT	YDS	PCT	TD	INT	LG
2018	7-6	77	144	1,007	53.5	6	5	67T
2017	13-13	224	415	3,120	54.0	26	14	78T
2016	3-0	2	4	32	33.3	0	0	17
2015	7-1	29	57	338	50.9	2	3	33
<b>Career</b>	<b>30-20</b>	<b>332</b>	<b>620</b>	<b>4,496</b>	<b>53.5</b>	<b>34</b>	<b>22</b>	<b>78T</b>

### RUSHING

YEAR	GP-GS	ATT	GAIN	LOSS	NET	AVG	TD	LG
2018	7-6	54	291	81	210	3.9	6	37T
2017	13-13	131	619	151	468	3.6	5	36
2016	3-0	2	65	0	65	32.5	1	46
2015	7-1	14	29	31	-2	-0.1	0	6
<b>Career</b>	<b>30-20</b>	<b>201</b>	<b>1,004</b>	<b>263</b>	<b>741</b>	<b>3.7</b>	<b>12</b>	<b>46</b>

### RECEIVING

YEAR	GP-GS	REC	YDS	AVG	TD	LG
2018	7-6	0	0	0.0	0	--
2017	13-13	1	17	17.0	0	17
2016	3-0	0	0	0.0	0	--
2015	7-1	0	0	0.0	0	--
<b>Career</b>	<b>30-20</b>	<b>1</b>	<b>17</b>	<b>17.0</b>	<b>0</b>	<b>17</b>



**13**  
**DEEJAY DALLAS**  
RB • 5-10 • 220 • SO.  
BRUNSWICK, GA. (GLYNN ACADEMY)

**Favorite Food:** Hibachi

**Running Back Models Game After:** Leveon Bell

**Favorite Musical Artist:** Travis \$cott


**Fun Fact:** Was committed to Mark Richt when Richt was head coach at Georgia but decommitted and signed with Hurricanes upon Richt's hiring as head coach at UM.

### RUSHING

YEAR	GP-GS	ATT	YDS	AVG	TD	LG
2018	9-0	89	547	6.1	4	83T
2017	12-0	41	217	5.3	3	39T
<b>Career</b>	<b>21-0</b>	<b>130</b>	<b>764</b>	<b>5.9</b>	<b>7</b>	<b>83T</b>

### RECEIVING

YEAR	GP-GS	REC	YDS	AVG	TD	LG
2018	9-0	7	61	6.8	0	26
2017	12-0	4	92	23.0	0	49
<b>Career</b>	<b>21-0</b>	<b>11</b>	<b>153</b>	<b>13.9</b>	<b>0</b>	<b>49</b>



**18**  
**LAWRENCE CAGER**  
WR • 6-5 • 220 • R-JR.  
TOWSON, MD. (CALVERT HALL)

**Favorite Food:** Salmon

**NFL Wide Receiver Models Game After:** AJ Green

**Favorite NFL Wide Receiver:** Mike Thomas

**Favorite Rapper:** Future

**Fun Fact:** Big fan of baseball and still plays it during his off time. Grew up playing centerfield and was a switch hitter, played two seasons of high school baseball before stopping to focus on football. Broke school high jump record in high school, jumping 6-foot-10.

### RECEIVING

YEAR	GP-GS	REC	YDS	AVG	TD	LG
2018	9-9	17	297	17.5	6	36
2017	10-5	16	237	14.8	3	38T
2016		missed season				
2015	11-1	8	70	8.8	1	13
<b>Career</b>	<b>30-15</b>	<b>41</b>	<b>604</b>	<b>14.5</b>	<b>10</b>	<b>38T</b>



**24**  
**TRAVIS HOMER**  
RB • 5-11 • 205 • JR.  
WEST PALM BEACH, FLA. (OXBRIDGE ACADEMY)

**2017 ALL-ACC, SECOND TEAM**

**Favorite Food:** Macaroni & Cheese

**Favorite NFL Team / Running Back:** Doesn't watch football outside of playing and breaking down film.

**Favorite Thing to Watch:** Anime. Favorite anime series is Naruto Shippuden and his favorite character is Goku from Dragon Ball Z; has mimicked anime moves in touchdown celebrations.

**Fun Fact:** The only offensive player to ever wear the turnover chain after recovering a fumble on special teams against Virginia in 2017.

### RUSHING

YEAR	GP-GS	ATT	YDS	AVG	TD	LG
2018	9-9	123	702	5.7	2	70
2017	13-9	163	966	5.9	8	64T
2016	12-0	7	44	6.3	0	17
<b>Career</b>	<b>34-18</b>	<b>293</b>	<b>1,712</b>	<b>5.8</b>	<b>10</b>	<b>70</b>

### RECEIVING

YEAR	GP-GS	REC	YDS	AVG	TD	LG
2018	7-7	6	68	11.3	0	24
2017	13-9	18	219	12.2	1	35
2016	12-0	0	0	0.0	0	--
<b>Career</b>	<b>32-16</b>	<b>24</b>	<b>287</b>	<b>12.0</b>	<b>1</b>	<b>35</b>



**74**  
**TYLER GAUTHIER**  
WR • 6-5 • 220 • R-JR.  
TOWSON, MD. (CALVERT HALL)

**2017 ALL-ACC, HONORABLE MENTION**

**Favorite Food:** Cajun seafood boil

**NFL Player / Lineman Models Game After:** Travis Frederick, who he says he has learned a lot from


**Musical Artist:** Lynyrd Skynyrd

**On The Line:** Will be making 27th straight start on the offensive line and 23rd straight start at center Saturday at Georgia Tech.

**Fun Fact:** Loves to hunt and fish outside of playing football. The biggest fish he ever caught was a 9-foot bullshark out of Vocal Grande Pass. Also caught a 400-pound Goliath grouper offshore in Venice and a 100-pound yellowfin tuna in Louisiana.



## DEFENSIVE PLAYER PROFILES



**4**  
**JAQUAN JOHNSON**  
DB • 5-11 • 195 • SR.  
MIAMI, FLA. (KILLIAN)

2018 MIDSEASON ALL-ACC (ESPN)  
2017 ALL-AMERICA, SECOND TEAM (multiple)  
2017 ALL-ACC, SECOND TEAM

**Favorite Food:** Steak with shrimp pasta

**Favorite Artist / Rapper:** Lil Dred or YFN Lucci

**Safety He Models Game After:** Ed Reed

**Fun Fact:** Spoke with Ed Reed, who also decided to return to Miami for his senior season, and consulted the Hurricanes legend before making a decision. Reed advised him to return to school to "win a championship with his brothers." 2018 Jim Thorpe Award semifinalist.

### DEFENSIVE

YEAR	GP-GS	UT	AT	TT	TFL/Y	SACK	FF/FR	PBU	INT-Y
2018	7-7	25	36	61	1.5/2	0.0/0	0/0	0	1-9
2017	13-13	54	42	96	3.0/8	1.0/6	3/2	4	4-57
2016	13-5	24	14	38	3.0/6	1.5/5	0/1	2	1-11
2015	13-0	17	9	26	0.0-0	0.0-0	1/0	0	1-0
<b>Career</b>	<b>46-25</b>	<b>120</b>	<b>101</b>	<b>221</b>	<b>7.5-16</b>	<b>2.5/11</b>	<b>4/3</b>	<b>6</b>	<b>7-77</b>



**2**  
**TRAJAN BANDY**  
DB • 5-9 • 188 • SO.  
MIAMI, FLA. (CHRISTOPHER COLUMBUS)

**Favorite Food:** Grilled Chicken

**Favorite Rapper:** Dave East

**Cornerback Models Game After:** Cyrus Jones

### DEFENSIVE

YEAR	GP-GS	UT	AT	TT	TFL/Y	SACK	FF/FR	PBU	INT-Y
2018	9-9	16	7	23	2.5/9	0-0	0/1	4	3-13
2017	13-3	14	11	25	1.5/2	0-0	0/0	7	1-65
<b>Career</b>	<b>22-12</b>	<b>30</b>	<b>18</b>	<b>48</b>	<b>4.0/11</b>	<b>0-0</b>	<b>0/1</b>	<b>11</b>	<b>4-78</b>



**9**  
**GERALD WILLIS III**  
DL • 6-4 • 300 • R-SR.  
NEW ORLEANS, LA. (FLORIDA) (EDNA KARR)

2018 MIDSEASON ALL-AMERICAN (several)

**Favorite Food:** New Orleans gumbo

**Favorite Artist / Rapper:** Lil Wayne / NBA Youngboy

**Lineman Models Game After:** Aaron Donald

**Fun Fact:** Baseball was his first love as a child, not football. He has a passion for cars and one of his hidden skills is his love for cooking.

### WILLIS III DEFENSIVE STATS

YEAR	GP-GS	UT	AT	TT	TFL/Y	SACK	FF/FR	PBU	INT-Y
2018	9-9	24	21	45	16.0/46	3.0/14	0/1	2	0-0
2017	missed season								
2016	9-0	13	6	19	5.5/18	1.5/8	0/0	2	0-0
<b>Career</b>	<b>18-9</b>	<b>37</b>	<b>27</b>	<b>64</b>	<b>21.5/64</b>	<b>4.5/22</b>	<b>0/1</b>	<b>4</b>	<b>0-0</b>



**28**  
**MICHAEL JACKSON, SR.**  
DB • 6-1 • 205 • SR.  
BIRMINGHAM, ALA. (SPAIN PARK)

2017 ALL-ACC, SECOND TEAM

**Favorite Food:** Cereal and macaroni & cheese

**Favorite Rapper:** J Cole and Drake

**Favorite NFL players:** Marshawn Lattimore, Marcus Peters, Aqib Talib, Patrick Peterson and Richard Sherman

**Fun Fact:** Became a father this past offseason to Michael, Jr.

### DEFENSIVE

YEAR	GP-GS	UT	AT	TT	TFL/Y	SACK	FF/FR	PBU	INT-Y
2018	9-9	16	11	27	1.0/5	0.0/0	0-0	4	0-0
2017	13-10	34	9	43	3.0/13	1.0/8	0/1	9	4-0
2016	12-0	2	5	7	0.0/0	0.0/0	0/1	1	0-0
2015	13-0	3	2	5	0.0/0	0.0/0	0/0	0	0-0
<b>Career</b>	<b>47-19</b>	<b>55</b>	<b>27</b>	<b>82</b>	<b>4.0/18</b>	<b>1.0/8</b>	<b>0/2</b>	<b>14</b>	<b>4-0</b>



**53**  
**ZACH McCLOUD**  
LB • 6-2 • 235 • JR.  
LANTANA, FLA. (SANTALUCES)

**Favorite Food:** Ribs


**Favorite Artist / Rapper:** Al Green

**Linebacker He Models Game After:** Harrison Smith or Deion Jones

**Fun Fact:** Has been active three-year member of Student-Athlete Advisory Committee at University of Miami, which prepares student-athletes for life after college and helps instill leadership and networking skills.

### DEFENSIVE

YEAR	GP-GS	UT	AT	TT	TFL/Y	SACK	FF/FR	PBU	INT-Y
2018	9-6	12	18	30	4.0/7	0.0/0	0/0	0	0-0
2017	13-11	29	19	48	4.5/19	2.0/11	1/0	0	0-0
2016	13-11	18	19	37	3.5/4	0.0/0	0/0	2	0-0
<b>Career</b>	<b>35-28</b>	<b>59</b>	<b>56</b>	<b>115</b>	<b>12.0/20</b>	<b>2.0/11</b>	<b>1/0</b>	<b>2</b>	<b>0-0</b>



**55**  
**SHAQ QUARTERMAN**  
LB • 6-1 • 235 • JR.  
ORANGE PARK, FLA. (OAKLEAF)

2018 MIDSEASON ALL-ACC (ESPN)  
2017 ALL-ACC, SECOND TEAM  
2016 FRESHMAN ALL-AMERICA (several)  
2016 ALL-ACC, THIRD TEAM (Coaches)  
2016 ALL-ACC, HONORABLE MENTION (ACSMA)

**Favorite Food:** Garlic crabs

**Favorite Artist / Rapper:** Kevin Gates

**LB He Admires / Models Game After:** Jon Beason

**Fun Fact:** Has started all 35 games since enrolling at Miami in January 2016, only player to start every game of the Mark Richt era at Miami.

### DEFENSIVE

YEAR	GP-GS	UT	AT	TT	TFL/Y	SACK	FF/FR	PBU	INT-Y
2018	9-9	28	30	58	10.0/43	5.0/33	0/0	2	0-0
2017	13-13	43	40	83	7.0/19	2.5/12	1/0	5	0-0
2016	13-13	43	41	84	10.0/39	3.5/18	0/1	1	0-0
<b>Career</b>	<b>35-35</b>	<b>114</b>	<b>111</b>	<b>225</b>	<b>27.0/101</b>	<b>11.0/63</b>	<b>1/1</b>	<b>8</b>	<b>0-0</b>



**97**  
**JONATHAN GARVIN**  
DL • 6-4 • 250 • SO.  
LAKE WORTH, FLA. (LAKE WORTH)

**Favorite Food:** Lamb stew

**Favorite Musical Artist:** Maze and Frankie Beverly

**Lineman Models Game After:** Jadaveon Clowney

**Fun Fact:** Goes by "Neo" which is a family name. Grandfather's name was Neo and his full name is Jonathan Neo Darnell Garvin - Neo is the name of his grandfather and Darnell is the name of his uncle.

### DEFENSIVE

YEAR	GP-GS	UT	AT	TT	TFL/Y	SACK	FF/FR	PBU	INT-Y
2018	9-9	14	30	44	14.5/57	5.5/32	0/2	3	0-0
2017	13-0	5	4	9	3.0/15	2.0/14	2/2	0	0-0
<b>Career</b>	<b>22-9</b>	<b>19</b>	<b>34</b>	<b>53</b>	<b>17.5/72</b>	<b>7.5/46</b>	<b>2/4</b>	<b>3</b>	<b>0-0</b>



## THE LAST TIME...

### TEAM

**Score 40-50 Points:** 47 vs. North Carolina, 9/27/18, UM 47-10

**Score 50-60 Points:** 52 vs. Toledo, 9/23/17, UM 52-30

**Score 60-70 Points:** 70 vs. Florida A&M, 9/3/16, UM 70-3

**Score 70-80 Points:** 77 vs. Savannah State, 9/8/18, UM 77-0

**200+ Rushing Yards:** 229 vs. North Carolina, 9/27/18, UM 47-10

**400+ Passing Yards:** 405 at Florida State, 10/10/15, FS 29-24

**500+ Total Yards:** 587 vs. Toledo, 9/23/17, UM 52-30

**Force Five Turnovers:** vs. North Carolina, 9/27/18, UM 47-10 (6)

**Force Three Lost Fumbles:** vs. North Carolina, 9/27/18, UM 47-10

**Force Four Lost Fumbles:** at Virginia, 11/12/16, UM 34-14

**Hold Opponent Under 100 Yards Rushing:** 17 vs. FIU, 9/22/18, UM 31-17

**Hold Opponent Under 100 Yards Passing:** 92 at Virginia, 10/13/18, UVa 16-13

**Hold Opponent Under 100 Total Yards:** 78 vs. Savannah State, 9/8/18, UM 77-0

**Play An Overtime Game:** vs. Nebraska, 9/19/15, UM 36-33 (OT)

**Win On Final Play Of Game:** at Duke, 10/31/15, UM 30-27

### SPECIAL TEAMS

**Kickoff Return For TD By Hurricane:** Corn Elder at Duke, 10/31/15, 91 yards, eight laterals, UM 30-27

**By Opponent:** Lamont Simmons, vs. Georgia Tech, 10/14/17, 42 yards, UM 25-24

**Punt Return For TD By Hurricane:** Braxton Berrios vs. Florida A&M, 9/3/16, 41 yards, UM 70-3

**By Opponent:** DJ Matthews, Florida State, 10/6/18, 74 yards, UM 28-27

**Missed Extra Point By Hurricane:** Bubba Baxa, vs. North Carolina, 9/27/18, UM 47-10

**By Opponent:** Greg Huegel, Clemson, 10/24/15, CU 58-0

**Blocked Punt Return For TD By Hurricane:** Scott Patchan vs. Savannah State, 9/8/18, UM 77-0, recovered and returned 10 yards, blocked by Nesta Jade Silvera

**By Opponent:** Bill Schautz, Virginia, 11/07/09, 20-yard return, blocked by Trey Womack, UM 52-17

**Blocked Field Goal By Hurricane:** Jaquan Johnson, vs. Savannah State, 9/8/18, UM 77-0

**By Opponent:** Jalen Dalton, North Carolina, 10/15/16, UNC 20-13

**Blocked Punt By Hurricane:** Nesta Jade Silvera vs. Savannah State, 9/8/18, UM 77-0

**By Opponent:** Charles Snowden, vs. Virginia, 11/18/17, UM 44-28

**60+ Yard Punt By Hurricane:** Justin Vogel vs. Florida State, 10/8/16, 63 yards, FSU 20-19

**By Opponent:** Pressley Harvin III vs. Georgia Tech, 10/14/17, 62 yards, UM 25-24

**70+ Yard Punt By Hurricane:** Justin Vogel vs. Clemson, 10/24/15, 73 yards, CU 58-0

**By Opponent:** Ben Arndt, Georgia Tech, 11/19/05, 78 yards, GT 14-10

**50+ Yard Field Goal By Hurricane:** Michael Badgley vs. Bethune-Cookman, 9/2/17, 50 yards, UM 41-13

**By Opponent:** Cole Tracy, LSU, 9/2/18, 54 yards, LSU 33-17

**Four Field Goals-Game By Hurricane:** Michael Badgley vs. Georgia Tech, 10/14/17, (33, 32, 21, 24), UM 25-24

**By Opponent:** Ian Frye, Virginia, 11/7/15, (25, 48, 36, 47), UM 27-21

**Five Field Goals-Game By Hurricane:** Michael Badgley at Pittsburgh, 11/27/15, (33, 48, 23, 45, 29), UM 29-24

**By Opponent:** Devin Barclay, Ohio State, 9/11/10, (24, 41, 21, 24, 24), OS 36-24

### DEFENSE

**Interception Return For TD By Hurricane:** Romeo Finley vs. North Carolina, 9/27/18, 83 yards, UM 47-10

**By Opponent:** Jacob Phillips, LSU, 9/2/18, 45 yards, LSU 33-17

**Fumble Return For TD By Hurricane:** Jon Garvin vs. North Carolina, 9/27/18, 9 yards, UM 47-10

**By Opponent:** Cayson Collins, North Carolina, 11/1/14, 39 yards, UM 47-20

**Safety Recorded By Hurricanes:** vs. North Carolina, 11/11/14, UM 47-20

**By Opponent:** vs. Virginia, 11/7/15, UM 27-21

**Shutout at Home By Hurricanes:** vs. Savannah State, 9/8/18, UM 77-0

**By Opponent:** vs. Clemson, 10/24/15, CU 58-0

**Shutout On Road By Hurricanes:** at Syracuse, 11/18/00, UM 26-0

**By Opponent:** at Florida State, 10/4/97, FSU 47-0

### OFFENSE

**100-Yard Rushing-Game By Hurricane:** Travis Homer (133 yards, 18 carries) & DeeJay Dallas (124 yards, 12 carries) vs. Duke, 11/3/18, Duke 20-12

**By Opponent:** Deon Jackson (113 yards, 14 carries), Duke, 11/3/18, Duke 20-12

**200-Yard Rushing-Game By Hurricane:** Mark Walton (204, 11 carries), vs. Toledo, 9/23/17, UM 52-30

**By Opponent:** Dalvin Cook, Florida State, 10/10/15, 228 yards, 22 carries, FS 29-24

**300-Yard Passing-Game By Hurricane:** Malik Rosier at North Carolina, 10/28/17, 356 yards, 16-of-38, UM 24-19

**By Opponent:** Kurt Benkert, 11/18/17, 384 yards, 28-of-37, UM 44-28

**400-Yard Passing-Game By Hurricane:** Brad Kaaya at Florida State, 10/10/15, 405 yards, 29-of-49, FS 29-24

**By Opponent:** Teddy Bridgewater, Louisville, 12/28/13 (Russell Athletic Bowl in Orlando, Fla.), 447 yards, 35-of-45, UL 36-9

**500-Yard Passing-Game By Hurricane:** Stephen Morris vs. NC State, 9/29/12, 26-of-49, UM 44-37

**By Opponent:** Cade McNown, UCLA, 12/5/98, 513 yards, 26-of-35, UM 49-45

**100-Yard Receiving-Game By Hurricane:** Jeff Thomas at Toledo, 9/15/18, 5 catches, 105 yards, UM 49-25

**By Opponent:** CJ Worton, FIU, 5 catches, 123 yards, UM 31-17

**200-Yard Receiving-Game By Hurricane:** Phillip Dorsett vs. Arkansas State, 9/13/14, 201 yards, 4 receptions, UM 41-20

**By Opponent:** Jamison Crowder, Duke, 11/24/12, 203 yards, 8 receptions, UM 52-45

**Three TDs-Game By Hurricane:** Malik Rosier at Toledo, 9/15/18 (5, 2, 37), UM 49-25

**By Opponent:** Marquise Williams, North Carolina, 11/14/15, (10, 14, 3), NC 59-21

**Three Rushing TDs - Game By Hurricane:** Malik Rosier at Toledo, 9/15/18 (5, 2, 37), UM 49-25

**By Opponent:** (4) Brandon Connette, Duke, 11/16/13, (2, 3, 1, 4), DU 48-30 (Last with Exactly Three: Tevin Washington, Georgia Tech, 9/22/12, [2, 10, 2], UM 42-36 [OT])

**Four Rushing TDs-Game By Hurricane:** Mark Walton vs Florida Atlantic, 9/10/16, (7, 3, 16, 30), UM 38-10

**By Opponent:** Brandon Connette, Duke, 11/16/13, (2, 3, 1, 4), DU 48-30

**Three Passing TDs-Game By Hurricane:** (3) N'Kosi Perry (26, 12, 17) vs. FIU, 9/22/18, UM 31-17

**By Opponent:** (4) Alex Hornibrook vs. Wisconsin, 12/30/18, (20, 16, 5, 6), UW 34-24

**Five Passing TDs-Game By Hurricane:** Stephen Morris vs. NC State, 9/29/12, (14, 24, 76, 13, 62), UM 44-37

**By Opponent:** Sam Bradford, Oklahoma, 9/8/07, (23, 24, 6, 30, 9), OU 51-13

**Three Receiving TDs-Game By Hurricane:** Leonard Hankerson at Clemson, 10/2/10, (22, 65, 7), UM 30-21

**By Opponent:** Malcolm Kelly, Oklahoma, 9/8/07, (23, 24, 30), OU 51-13





## 2018 STATISTICS (OVERALL: 5-4, ACC: 2-3, HOME: 4-1, AWAY: 1-2, NEUTRAL:-0-1)

Date	Opponent		Score	Overall	Conference	Time	Attend
Sep 02, 2018	vs #25 LSU	L	17-33	0-1	0-0	3:45	68841
Sep 08, 2018	SAVANNAH STATE	W	77-0	1-1	0-0	3:22	60307
Sep 15, 2018	at TOLEDO	W	49-24	2-1	0-0	3:18	28117
Sep 22, 2018	FIU	W	31-17	3-1	0-0	3:21	59814
*Sep 27, 2018	NORTH CAROLINA	W	47-10	4-1	1-0	3:12	60843
*Oct 06, 2018	FLORIDA STATE	W	28-27	5-1	2-0	4:01	65490
*Oct 13, 2018	at Virginia	L	13-16	5-2	2-1	3:14	42393
*Oct 26, 2018	at Boston College	L	14-27	5-3	2-2	3:21	44514
*Nov 03, 2018	DUKE	L	12-20	5-4	2-3	3:25	62754



## 2018 STATISTICS (OVERALL: 5-4, ACC: 2-3, HOME: 4-1, AWAY: 1-2, NEUTRAL:-0-1)

<b>Team Statistics</b>	<b>UM</b>	<b>OPP</b>
SCORING	288	174
Points Per Game	32.0	19.3
Points Off Turnovers	72	39
FIRST DOWNS	174	137
Rushing	93	66
Passing	69	57
Penalty	12	14
RUSHING YARDAGE	1773	1112
Yards gained rushing	1992	1438
Yards lost rushing	219	326
Rushing Attempts	362	344
Average Per Rush	4.9	3.2
Average Per Game	197.0	123.6
TDs Rushing	18	8
PASSING YARDAGE	1739	1270
Comp-Att-Int	135-258-10	127-242-13
Average Per Pass	6.7	5.2
Average Per Catch	12.9	10.0
Average Per Game	193.2	141.1
TDs Passing	17	8
TOTAL OFFENSE	3512	2382
Total Plays	620	586
Average Per Play	5.7	4.1
Average Per Game	390.2	264.7
KICK RETURNS: #-Yards	20-475	18-428
PUNT RETURNS: #-Yards	13-258	15-212
INT RETURNS: #-Yards	13-200	10-257
KICK RETURN AVERAGE	23.8	23.8
PUNT RETURN AVERAGE	19.8	14.1
INT RETURN AVERAGE	15.4	25.7
FUMBLES-LOST	11-6	11-6
PENALTIES-Yards	51-447	45-426
Average Per Game	49.7	47.3
PUNTS-Yards	41-1569	58-2363
Average Per Punt	38.3	40.7
Net punt average	32.6	34.6
KICKOFFS-Yards	53-3281	39-2450
Average Per Kick	61.9	62.8
Net kick average	39.2	39.1
TIME OF POSSESSION/Game	30:44	29:16
3RD-DOWN Conversions	51/124	29/130
3rd-Down Pct	41%	22%
4TH-DOWN Conversions	8/20	4/9
4th-Down Pct	40%	44%
SACKS BY-Yards	27-158	22-152
MISC YARDS	-30	0
TOUCHDOWNS SCORED	39	18
FIELD GOALS-ATTEMPTS	6-9	16-21
ON-SIDE KICKS	0-0	1-2
RED-ZONE SCORES	(32-38) 84%	(23-26) 88%
RED-ZONE TOUCHDOWNS	(26-38) 68%	(12-26) 46%
PAT-ATTEMPTS	(36-38) 95%	(18-18) 100%
ATTENDANCE	618416	230048
Games/Avg Per Game	10/61842	6/38341
Neutral Site Games		2/68841

<b>Score by Quarters</b>	<b>1st</b>	<b>2nd</b>	<b>3rd</b>	<b>4th</b>	<b>OT</b>	<b>Total</b>
Miami (FL)	45	103	56	84	0	288
Opponents	48	53	47	26	0	174



# 2018 STATISTICS (OVERALL: 5-4, ACC: 2-3, HOME: 4-1, AWAY: 1-2, NEUTRAL:-0-1)

Date	Opponent	Score	Att.
Sep 02, 2018	vs #25 LSU	L 17-33	68841
Sep 08, 2018	SAVANNAH STATE	W 77-0	60307
Sep 15, 2018	at TOLEDO	W 49-24	28117
Sep 22, 2018	FIU	W 31-17	59814
* Sep 27, 2018	NORTH CAROLINA	W 47-10	60843
* Oct 06, 2018	FLORIDA STATE	W 28-27	65490
* Oct 13, 2018	at Virginia	L 13-16	42393
* Oct 26, 2018	at Boston College	L 14-27	44514
* Nov 03, 2018	DUKE	L 12-20	62754

Record:	Overall	Home	Away	Neutral
All games	5-4	4-1	1-2	0-1
Conference	2-3	2-1	0-2	0-0
Non-Conference	3-1	2-0	1-0	0-1

Rushing	gp	att	gain	loss	net	avg	td	lg	avg/g
Travis Homer	9	123	720	18	702	5.7	2	70	78.0
DeeJay Dallas	9	89	563	16	547	6.1	4	83	60.8
Malik Rosier	7	54	291	81	210	3.9	6	37	30.0
Lorenzo Lingard	6	17	138	2	136	8.0	2	64	22.7
N'Kosi Perry	7	37	131	73	58	1.6	0	18	8.3
Trayone Gray	9	21	56	1	55	2.6	2	7	6.1
Cam'ron Davis	3	6	27	0	27	4.5	0	8	9.0
Jeff Thomas	9	1	19	0	19	19.0	0	19	2.1
Jahair Jones	9	0	14	0	14	0.0	0	0	1.6
Robert Burns	4	2	11	1	10	5.0	0	11	2.5
Cade Weldon	3	2	16	11	5	2.5	1	16	1.7
Mark Pope	5	1	4	0	4	4.0	0	4	0.8
Jarren Williams	1	2	2	0	2	1.0	1	1	2.0
Total	9	362	1992	219	1773	4.9	18	83	197.0
Opponents	9	344	1438	326	1112	3.2	8	75	123.6

Team Statistics	UM	OPP
FIRST DOWNS	174	137
Rushing	93	66
Passing	69	57
Penalty	12	14
RUSHING YARDAGE	1773	1112
Rushing Attempts	362	344
Average Per Rush	4.9	3.2
Average Per Game	197.0	123.6
TDs Rushing	18	8
PASSING YARDAGE	1739	1270
Comp-Att-Int	135-258-10	127-242-13
Average Per Pass	6.7	5.2
Average Per Catch	12.9	10.0
Average Per Game	193.2	141.1
TDs Passing	17	8
TOTAL OFFENSE	3512	2382
Average Per Play	5.7	4.1
Average Per Game	390.2	264.7
KICK RETURNS: #-Yards	20-475	18-428
PUNT RETURNS: #-Yards	13-258	15-212
INT RETURNS: #-Yards	13-200	10-257
FUMBLES-LOST	11-6	11-6
PENALTIES-Yards	51-447	45-426
PUNTS-AVG	41-38.3	58-40.7
TIME OF POSSESSION/Game	30:44	29:16
3RD-DOWN Conversions	51/124	29/130
4TH-DOWN Conversions	8/20	4/9

Passing	gp	effic	comp-att-int	pct	yds	td	lg	avg/g
Malik Rosier	7	119.02	77-144-5	53.5	1007	6	67	143.9
N'Kosi Perry	7	133.51	55-105-5	52.4	701	11	42	100.1
Jarren Williams	1	80.93	1-3-0	33.3	17	0	17	17.0
Cade Weldon	3	105.87	2-3-0	66.7	14	0	14	4.7
TEAM	5	0.00	0-2-0	0.0	0	0	0	0.0
DeeJay Dallas	9	0.00	0-1-0	0.0	0	0	0	0.0
Total	9	122.94	135-258-10	52.3	1739	17	67	193.2
Opponents	9	96.73	127-242-13	52.5	1270	8	44	141.1

Interceptions	no.	yds	avg	td	lg
Sheldrick Redwine	3	14	4.7	0	14
Trajan Bandy	3	13	4.3	0	13
Jhavonte Dean	2	36	18.0	0	25
Romeo Finley	2	83	41.5	1	83
Michael Pinckney	1	3	3.0	0	3
Jaquan Johnson	1	9	9.0	0	9
Joe Jackson	1	42	42.0	1	42

Receiving	gp	no.	yds	avg	td	lg	avg/g
Brevin Jordan	9	29	270	9.3	4	41	30.0
Jeff Thomas	9	25	447	17.9	3	67	49.7
Lawrence Cager	9	17	297	17.5	6	36	33.0
Mike Harley	9	17	218	12.8	0	42	24.2
Darrell Langham	9	11	147	13.4	2	38	16.3
Travis Homer	9	10	114	11.4	0	24	12.7
DeeJay Dallas	9	7	61	8.7	0	26	6.8
Brian Hightower	8	4	60	15.0	1	32	7.5
Trayone Gray	9	4	37	9.2	0	12	4.1
Dee Wiggins	9	4	33	8.2	0	12	3.7
Marquez Ezzard	2	2	24	12.0	0	17	12.0
Brian Polendey	2	1	14	14.0	0	14	7.0
Ahmmon Richards	1	1	9	9.0	0	9	9.0
Cam'ron Davis	3	1	6	6.0	0	6	2.0
Will Mallory	8	1	2	2.0	1	2	0.2
Total	9	135	1739	12.9	17	67	193.2
Opponents	9	127	1270	10.0	8	44	141.1

Punting	no.	yds	avg	lg	tb	fc	i20	50+	blk
Zach Feagles	24	914	38.1	55	1	4	7	3	0
Jack Spicer	17	655	38.5	53	0	5	4	1	0

Punt Returns	no.	yds	avg	td	lg
Jeff Thomas	6	149	24.8	0	48
DeeJay Dallas	6	84	14.0	0	49
Nesta Jade Silvera	1	15	15.0	0	0
Scott Patchan	0	10	0.0	1	10
Total	13	258	19.8	1	49
Opponents	15	212	14.1	1	74

Field Goals	fg	pct.	01-19	20-29	30-39	40-49	50-99	lg	blk
Bubba Baxa	6-9	66.7	0-0	2-3	3-3	1-3	0-0	47	1

Kick Returns	no.	yds	avg	td	lg
DeeJay Dallas	10	236	23.6	0	53
Jeff Thomas	8	193	24.1	0	32
Lorenzo Lingard	2	46	23.0	0	26
Total	20	475	23.8	0	53
Opponents	18	428	23.8	0	40

Scoring	td	fg	PAT				d xp	saf	pts
			kick	rush	rcv	pass			
Bubba Baxa	-	6-9	34-35	-	-	-	-	52	
Malik Rosier	6	-	-	-	-	0-1	-	36	
Lawrence Cager	6	-	-	-	-	-	-	36	
DeeJay Dallas	4	-	-	-	-	-	-	24	
Brevin Jordan	4	-	-	-	-	-	-	24	
Jeff Thomas	3	-	-	-	-	-	-	18	
Travis Homer	2	-	-	-	-	-	-	12	
Lorenzo Lingard	2	-	-	-	-	-	-	12	
Darrell Langham	2	-	-	-	-	-	-	12	
Trayone Gray	2	-	-	-	-	-	-	12	
Joe Jackson	1	-	-	-	-	-	-	6	
Jonathan Garvin	1	-	-	-	-	-	-	6	
Romeo Finley	1	-	-	-	-	-	-	6	
Brian Hightower	1	-	-	-	-	-	-	6	
Will Mallory	1	-	-	-	-	-	-	6	
Total	39	6-9	36-38	-	-	0-1	-	288	
Opponents	18	16-21	18-18	-	-	-	-	174	

All Purpose	g	rush	rcv	pr	kr	ir	total	avg/g
DeeJay Dallas	9	547	61	84	236	0	928	103.1
Travis Homer	9	702	114	0	0	0	816	90.7
Jeff Thomas	9	19	447	149	193	0	808	89.8
Lawrence Cager	9	0	297	0	0	0	297	33.0
Brevin Jordan	9	0	270	0	0	0	270	30.0
Total	9	1773	1739	258	475	200	4445	493.9
Opponents	9	1112	1270	212	428	257	3279	364.3

Total Offense	g	plays	rush	pass	total	avg/g
Malik Rosier	7	198	210	1007	1217	173.9
N'Kosi Perry	7	142	58	701	759	108.4
Travis Homer	9	123	702	0	702	78.0
DeeJay Dallas	9	90	547	0	547	60.8
Lorenzo Lingard	6	17	136	0	136	22.7
Total	9	620	1773	1739	3512	390.2
Opponents	9	586	1112	1270	2382	264.7





## 2018 STATISTICS (OVERALL: 5-4, ACC: 2-3, HOME: 4-1, AWAY: 1-2, NEUTRAL:-0-1)

Rushing	gp	att	gain	loss	net	avg	td	lg	avg/g
Travis Homer	9	123	720	18	702	5.7	2	70	78.0
DeeJay Dallas	9	89	563	16	547	6.1	4	83	60.8
Malik Rosier	7	54	291	81	210	3.9	6	37	30.0
Lorenzo Lingard	6	17	138	2	136	8.0	2	64	22.7
N'Kosi Perry	7	37	131	73	58	1.6	0	18	8.3
Trayone Gray	9	21	56	1	55	2.6	2	7	6.1
Cam'ron Davis	3	6	27	0	27	4.5	0	8	9.0
Jeff Thomas	9	1	19	0	19	19.0	0	19	2.1
Jahair Jones	9	0	14	0	14	0.0	0	0	1.6
Robert Burns	4	2	11	1	10	5.0	0	11	2.5
Cade Weldon	3	2	16	11	5	2.5	1	16	1.7
Mark Pope	5	1	4	0	4	4.0	0	4	0.8
Jarren Williams	1	2	2	0	2	1.0	1	1	2.0
TEAM	5	7	0	16	-16	-2.3	0	0	-3.2
Total	0	362	1992	219	1773	4.9	18	83	0.0
Opponents	0	344	1438	326	1112	3.2	8	75	0.0

Passing	gp	effic	comp-att-int	pct	yds	td	lg	avg/g
Malik Rosier	7	119.02	77-144-5	53.5	1007	6	67	143.9
N'Kosi Perry	7	133.51	55-105-5	52.4	701	11	42	100.1
Jarren Williams	1	80.93	1-3-0	33.3	17	0	17	17.0
Cade Weldon	3	105.87	2-3-0	66.7	14	0	14	4.7
TEAM	5	0.00	0-2-0	0.0	0	0	0	0.0
DeeJay Dallas	9	0.00	0-1-0	0.0	0	0	0	0.0
Total	0	122.94	135-258-10	52.3	1739	17	67	0.0
Opponents	0	96.73	127-242-13	52.5	1270	8	44	0.0

Receiving	gp	no.	yds	avg	td	lg	avg/g
Brevin Jordan	9	29	270	9.3	4	41	30.0
Jeff Thomas	9	25	447	17.9	3	67	49.7
Lawrence Cager	9	17	297	17.5	6	36	33.0
Mike Harley	9	17	218	12.8	0	42	24.2
Darrell Langham	9	11	147	13.4	2	38	16.3
Travis Homer	9	10	114	11.4	0	24	12.7
DeeJay Dallas	9	7	61	8.7	0	26	6.8
Brian Hightower	8	4	60	15.0	1	32	7.5
Trayone Gray	9	4	37	9.2	0	12	4.1
Dee Wiggins	9	4	33	8.2	0	12	3.7
Marquez Ezzard	2	2	24	12.0	0	17	12.0
Brian Polendey	2	1	14	14.0	0	14	7.0
Ahmmon Richards	1	1	9	9.0	0	9	9.0
Cam'ron Davis	3	1	6	6.0	0	6	2.0
Will Mallory	8	1	2	2.0	1	2	0.2
Robert Burns	4	1	0	0.0	0	0	0.0
Total	0	135	1739	12.9	17	67	0.0
Opponents	0	127	1270	10.0	8	44	0.0

Punt Returns	no.	yds	avg	td	lg
Jeff Thomas	6	149	24.8	0	48
DeeJay Dallas	6	84	14.0	0	49
Nesta Jade Silvera	1	15	15.0	0	0
Scott Patchan	0	10	0.0	1	10
Total	13	258	19.8	1	49
Opponents	15	212	14.1	1	74

Interceptions	no.	yds	avg	td	lg
Trajan Bandy	3	13	4.3	0	13
Sheldrick Redwine	3	14	4.7	0	14
Romeo Finley	2	83	41.5	1	83
Jhavonte Dean	2	36	18.0	0	25
Michael Pinckney	1	3	3.0	0	3
Jaquan Johnson	1	9	9.0	0	9
Joe Jackson	1	42	42.0	1	42
Total	13	200	15.4	2	83
Opponents	10	257	25.7	1	62

Kick Returns	no.	yds	avg	td	lg
DeeJay Dallas	10	236	23.6	0	53
Jeff Thomas	8	193	24.1	0	32
Lorenzo Lingard	2	46	23.0	0	26
Total	20	475	23.8	0	53
Opponents	18	428	23.8	0	40

Fumble Returns	no.	yds	avg	td	lg
Jonathan Garvin	1	9	9.0	1	9
Total	1	9	9.0	1	9
Opponents	0	0	0.0	0	0



## 2018 STATISTICS (OVERALL: 5-4, ACC: 2-3, HOME: 4-1, AWAY: 1-2, NEUTRAL:-0-1)

Scoring	td	fg	PAT				dxp	saf	pts
			kick	rush	rcv	pass			
Bubba Baxa	-	6-9	34-35	-	-	-	-	52	
Lawrence Cager	6	-	-	-	-	-	-	36	
Malik Rosier	6	-	-	-	0-1	-	-	36	
Brevin Jordan	4	-	-	-	-	-	-	24	
DeeJay Dallas	4	-	-	-	-	-	-	24	
Jeff Thomas	3	-	-	-	-	-	-	18	
Lorenzo Lingard	2	-	-	-	-	-	-	12	
Trayone Gray	2	-	-	-	-	-	-	12	
Darrell Langham	2	-	-	-	-	-	-	12	
Travis Homer	2	-	-	-	-	-	-	12	
Scott Patchan	1	-	-	-	-	-	-	6	
Cade Weldon	1	-	-	-	-	-	-	6	
Jarren Williams	1	-	-	-	-	-	-	6	
Will Mallory	1	-	-	-	-	-	-	6	
Brian Hightower	1	-	-	-	-	-	-	6	
Joe Jackson	1	-	-	-	-	-	-	6	
Romeo Finley	1	-	-	-	-	-	-	6	
Jonathan Garvin	1	-	-	-	-	-	-	6	
Alejandro Cardenas	-	-	2-2	-	-	-	-	2	
TEAM	-	-	0-1	-	-	-	-	0	
Total	39	6-9	36-38	-	-	0-1	-	288	
Opponents	18	16-21	18-18	-	-	-	-	174	

Total Offense	g	plays	rush	pass	total	avg/g
Malik Rosier	7	198	210	1007	1217	173.9
N'Kosi Perry	7	142	58	701	759	108.4
Travis Homer	9	123	702	0	702	78.0
DeeJay Dallas	9	90	547	0	547	60.8
Lorenzo Lingard	6	17	136	0	136	22.7
Trayone Gray	9	21	55	0	55	6.1
Cam'ron Davis	3	6	27	0	27	9.0
Cade Weldon	3	5	5	14	19	6.3
Jarren Williams	1	5	2	17	19	19.0
Jeff Thomas	9	1	19	0	19	2.1
Jahair Jones	9	0	14	0	14	1.6
Robert Burns	4	2	10	0	10	2.5
Mark Pope	5	1	4	0	4	0.8
TEAM	5	9	-16	0	-16	-3.2
Total	0	620	1773	1739	3512	0.0
Opponents	0	586	1112	1270	2382	0.0

Field Goals	fg	pct.	01-19	20-29	30-39	40-49	50-99	lg	blk
Bubba Baxa	6-9	66.7	0-0	2-3	3-3	1-3	0-0	47	1

FG Sequence	Miami (FL)	Opponents
LSU	(38),45	(43),(21),(21),(54)
Savannah State	-	36
TOLEDO	-	42,(47)
FIU	(30)	(28)
North Carolina	(35),(28)	(22),48
Florida State	28	(42),(53),43
Virginia	(47),(28)	(26),(46),(32)
Boston College	-	(21),(23),44
Duke	42	(27),(33)

Punting	no.	yds	avg	lg	tb	fc	i20	50+	blk
Zach Feagles	24	914	38.1	55	1	4	7	3	0
Jack Spicer	17	655	38.5	53	0	5	4	1	0
Total	41	1569	38.3	55	1	9	11	4	0
Opponents	58	2363	40.7	66	5	23	18	14	1

Kickoffs	no.	yds	avg	tb	ob	retn	net	ydln
Bubba Baxa	51	3154	61.8	30	3			
Alejandro Cardenas	2	127	63.5	1	0			
Total	53	3281	61.9	31	3	23.8	39.2	25
Opponents	39	2450	62.8	18	1	23.8	39.1	25



## 2018 STATISTICS (OVERALL: 5-4, ACC: 2-3, HOME: 4-1, AWAY: 1-2, NEUTRAL:-0-1)

All Purpose	g	rush	rcv	pr	kr	ir	total	avg/g
Jeff Thomas	8	19	432	149	193	0	793	99.1
DeeJay Dallas	8	423	69	84	161	0	737	92.1
Travis Homer	8	569	114	0	0	0	683	85.4
Lawrence Cager	8	0	272	0	0	0	272	34.0
Brevin Jordan	8	0	244	0	0	0	244	30.5
Lorenzo Lingard	6	136	0	0	46	0	182	30.3
Malik Rosier	6	178	0	0	0	0	178	29.7
Mike Harley	8	0	173	0	0	0	173	21.6
Darrell Langham	8	0	147	0	0	0	147	18.4
Trayone Gray	8	51	37	0	0	0	88	11.0
Romeo Finley	8	0	0	0	0	83	83	10.4
Brian Hightower	7	0	60	0	0	0	60	8.6
N'Kosi Perry	6	51	0	0	0	0	51	8.5
Joe Jackson	8	0	0	0	0	42	42	5.2
Jhavonte Dean	8	0	0	0	0	36	36	4.5
Cam'ron Davis	3	27	6	0	0	0	33	11.0
Dee Wiggins	8	0	25	0	0	0	25	3.1
Marquez Ezzard	2	0	24	0	0	0	24	12.0
Nesta Jade Silve	7	0	0	15	0	0	15	2.1
Sheldrick Redwi	8	0	0	0	0	14	14	1.8
Brian Polendey	2	0	14	0	0	0	14	7.0
Jahair Jones	8	14	0	0	0	0	14	1.8
Trajan Bandy	8	0	0	0	0	13	13	1.6
Robert Burns	3	10	0	0	0	0	10	3.3
Scott Patchan	8	0	0	10	0	0	10	1.2
Ahmmon Richar	1	0	9	0	0	0	9	9.0
Cade Weldon	3	5	0	0	0	0	5	1.7
Mark Pope	5	4	0	0	0	0	4	0.8
Michael Pinckne	8	0	0	0	0	3	3	0.4
Jarren Williams	1	2	0	0	0	0	2	2.0
Will Mallory	8	0	2	0	0	0	2	0.2
TEAM	4	-16	0	0	0	0	-16	-4.0
Total	8	1473	1628	258	400	191	3950	493.8
Opponents	8	966	1126	211	413	257	2973	371.6





## 2018 STATISTICS (OVERALL: 5-4, ACC: 2-3, HOME: 4-1, AWAY: 1-2, NEUTRAL:-0-1)

#	Defensive Leaders	gp	Tackles				Sacks no-yds	Pass defense			Fumbles		blkd	
			ua	a	tot	tfl/yds		int-yds	brup	qbh	rcv-yds	ff	kick	saf
4	Jaquan Johnson	7	25	36	61	1.5-2	.	1-9	.	.	.	.	1	.
55	Shaquille Quarterman	9	28	30	58	10.0-43	5.0-33	.	2	5	.	1	.	.
56	Michael Pinckney	9	23	29	52	7.5-33	2.5-23	1-3	2	5	.	.	.	.
9	Gerald Willis III	9	24	21	45	16.0-46	3.0-14	.	2	3	1-0	.	.	.
97	Jonathan Garvin	9	14	30	44	14.5-57	5.5-32	.	3	2	2-9	.	.	.
22	Sheldrick Redwine	9	23	21	44	2.5-16	2.0-15	3-14	1	.	.	1	.	.
99	Joe Jackson	9	10	26	36	9.5-29	5.0-20	1-42	3	8	.	2	.	.
53	Zach McCloud	9	12	18	30	4.0-7	.	.	.	.	.	.	.	.
28	Michael Jackson, Sr.	9	16	11	27	1.0-5	.	.	4	1	.	.	.	.
35	Mike Smith	9	11	15	26	6.0-11	.	.	.	.	.	1	.	.
2	Trajan Bandy	9	16	7	23	2.5-9	.	3-13	4	.	1-0	.	.	.
19	Scott Patchan	9	11	9	20	1.5-3	1.0-2	.	1	1	.	.	.	.
93	Pat Bethel	9	4	14	18	4.5-16	2.0-9	.	1	.	.	.	.	.
30	Romeo Finley	9	11	5	16	1.0-2	.	2-83	3	.	.	.	.	.
20	Robert Knowles	8	7	6	13	.	.	.	.	.	.	.	.	.
5	Amari Carter	8	10	2	12	3.0-15	1.0-10	.	1	.	.	.	.	.
94	Tito Odenigbo	9	3	9	12	2.0-4	.	.	.	.	.	.	.	.
6	Jhavonte Dean	9	1	10	11	.	.	2-36	1	.	.	.	.	.
7B	Al Blades, Jr.	9	6	3	9	1.0-1	.	.	.	.	.	.	.	.
44	Bradley Jennings Jr.	4	1	7	8	1.5-5	.	.	.	.	1-0	.	.	.
15	Nesta Jade Silvera	7	1	7	8	0.5-1	.	.	.	.	.	.	1	.
25	Derrick Smith	8	4	4	8	.	.	.	.	.	.	.	.	.
26	Gurvan Hall, Jr.	8	4	2	6	.	.	.	.	.	.	.	.	.
24	Travis Homer	9	5	1	6	.	.	.	.	.	.	.	.	.
23	Terry McCray	4	1	4	5	.	.	.	.	.	.	.	.	.
96	Jonathan Ford	6	.	5	5	1.0-4	.	.	.	.	.	.	.	.
15	Gregory Rousseau	2	1	4	5	.	.	.	.	.	.	.	.	.
7	Brian Hightower	8	3	1	4	.	.	.	.	.	.	.	.	.
52	Patrick Joyner, Jr.	3	2	2	4	2.0-6	.	.	.	1	.	.	.	.
31	Demetrius Jackson	8	2	1	3	.	.	.	1	.	.	.	.	.
17	Waynmon Steed	3	2	.	2	1.0-3	.	.	.	.	1-0	.	.	.
9M	Jimmy Murphy	3	1	1	2	.	.	.	.	.	.	.	.	.
8	DJ Ivey	9	1	1	2	.	.	.	.	.	.	.	.	.
1	Lorenzo Lingard	6	1	1	2	.	.	.	.	.	.	.	.	.
9J	Brevin Jordan	9	2	.	2	.	.	.	.	.	.	.	.	.
13	DeeJay Dallas	9	1	1	2	.	.	.	.	.	.	.	.	.
5D	Navaughn Donaldson	9	.	1	1	.	.	.	.	.	.	.	.	.
65	Corey Gaynor	2	.	1	1	.	.	.	.	.	.	.	.	.
3F	Gilbert Frierson	2	1	.	1	.	.	.	1	.	.	.	.	.
34	Charles Perry	4	.	1	1	.	.	.	.	.	.	.	.	.
4T	Jeff Thomas	9	1	.	1	.	.	.	.	.	.	.	.	.
7	Cade Weldon	3	1	.	1	.	.	.	.	.	.	.	.	.
39	Jordan Butler	9	.	1	1	.	.	.	.	1	.	.	.	.
Total		0	290	348	638	94-318	27-158	13-200	30	27	6-9	5	2	.



## 2018 STATISTICS (OVERALL: 5-4, ACC: 2-3, HOME: 4-1, AWAY: 1-2, NEUTRAL:-0-1)

<b>#12 Rosier, M</b>	<b>Comp</b>	<b>Att</b>	<b>Int</b>	<b>Pct</b>	<b>Yards</b>	<b>TD</b>	<b>Long</b>	<b>Sacked</b>	<b>Effic</b>
LSU	15	35	2	42.9	259	1	50	4-36	103.02
Savannah State	8	12	0	66.7	131	2	67	0-0	213.37
TOLEDO	13	23	0	56.5	205	2	41	0-0	160.09
FIU	2	3	0	66.7	16	0	11	0-0	111.47
Virginia	12	23	1	52.2	170	0	30	2-16	105.57
Boston College	19	36	2	52.8	150	1	18	3-23	85.83
Duke	8	12	0	66.7	76	0	25	1-6	119.87
<b>TOTALS</b>	<b>77</b>	<b>144</b>	<b>5</b>	<b>53.5</b>	<b>1007</b>	<b>6</b>	<b>67</b>	<b>10-81</b>	<b>119.02</b>

<b>#5P Perry, N</b>	<b>Comp</b>	<b>Att</b>	<b>Int</b>	<b>Pct</b>	<b>Yards</b>	<b>TD</b>	<b>Long</b>	<b>Sacked</b>	<b>Effic</b>
Savannah State	9	14	1	64.3	93	3	38	1-6	176.51
FIU	17	25	1	68.0	224	3	42	2-15	174.86
North Carolina	8	12	1	66.7	125	1	42	2-8	165.00
Florida State	13	32	0	40.6	204	4	41	5-33	135.43
Virginia	3	6	2	50.0	20	0	11	0-0	11.33
Duke	5	16	0	31.2	35	0	23	2-9	49.62
<b>TOTALS</b>	<b>55</b>	<b>105</b>	<b>5</b>	<b>52.4</b>	<b>701</b>	<b>11</b>	<b>42</b>	<b>12-71</b>	<b>133.51</b>

<b>#7W Weldon, C</b>	<b>Comp</b>	<b>Att</b>	<b>Int</b>	<b>Pct</b>	<b>Yards</b>	<b>TD</b>	<b>Long</b>	<b>Sacked</b>	<b>Effic</b>
Savannah State	1	2	0	50.0	14	0	14	0-0	108.80
FIU	1	1	0	100.0	0	0	0	0-0	100.00
<b>TOTALS</b>	<b>2</b>	<b>3</b>	<b>0</b>	<b>66.7</b>	<b>14</b>	<b>0</b>	<b>14</b>	<b>0-0</b>	<b>105.87</b>

<b>#5W Williams, J</b>	<b>Comp</b>	<b>Att</b>	<b>Int</b>	<b>Pct</b>	<b>Yards</b>	<b>TD</b>	<b>Long</b>	<b>Sacked</b>	<b>Effic</b>
Savannah State	1	3	0	33.3	17	0	17	0-0	80.93
<b>TOTALS</b>	<b>1</b>	<b>3</b>	<b>0</b>	<b>33.3</b>	<b>17</b>	<b>0</b>	<b>17</b>	<b>0-0</b>	<b>80.93</b>

<b>#13 Dallas, D</b>	<b>Comp</b>	<b>Att</b>	<b>Int</b>	<b>Pct</b>	<b>Yards</b>	<b>TD</b>	<b>Long</b>	<b>Sacked</b>	<b>Effic</b>
Boston College	0	1	0	0.0	0	0	0	0-0	0.00
<b>TOTALS</b>	<b>0</b>	<b>1</b>	<b>0</b>	<b>0.0</b>	<b>0</b>	<b>0</b>	<b>0</b>	<b>0-0</b>	<b>0.00</b>

<b>#TM TEAM</b>	<b>Comp</b>	<b>Att</b>	<b>Int</b>	<b>Pct</b>	<b>Yards</b>	<b>TD</b>	<b>Long</b>	<b>Sacked</b>	<b>Effic</b>
Boston College	0	2	0	0.0	0	0	0	0-0	0.00
<b>TOTALS</b>	<b>0</b>	<b>2</b>	<b>0</b>	<b>0.0</b>	<b>0</b>	<b>0</b>	<b>0</b>	<b>0-0</b>	<b>0.00</b>



## 2018 STATISTICS (OVERALL: 5-4, ACC: 2-3, HOME: 4-1, AWAY: 1-2, NEUTRAL:-0-1)

RUSHING	No-Yds/TD	LSU	SSU	TOLEDO	FIU	NC	FS	VA	BC	DU
Homer, T RB	123-702/2	7-30/0	13-70/0	16-62/0	13-114/1	14-88/0	21-70/0	8-95/0	13-40/0	18-133/1
Dallas, D RB	89-547/4	8-38/0	5-48/0	17-110/1	7-28/0	11-114/1	10-31/0	10-24/0	9-30/1	12-124/1
Rosier, M QB	54-210/6	16-7/1	1-1/1	8-80/3	2-0/0	DNP	DNP	5-19/1	14-71/0	8-32/0
Lingard, L RB	17-136/2	-	4-82/2	3-4/0	10-50/0	DNP	-	-	DNP	DNP
Perry, N QB	37-58/0	DNP	4--3/0	1--4/0	9-32/0	6-26/0	10--3/0	2-3/0	DNP	5-7/0
Gray, T RB	21-55/2	3-8/0	4-10/0	3-6/1	1-7/0	2-3/1	3-9/0	4-8/0	-	1-4/0
Davis, C RB	6-27/0	DNP	1-3/0	DNP	5-24/0	DNP	-	DNP	DNP	DNP
Thomas, J WR	1-19/0	-	-	1-19/0	-	-	-	-	-	-
Burns, R RB	2-10/0	DNP	2-10/0	DNP	-	DNP	DNP	DNP	-	-
Weldon, C QB	2-5/1	DNP	1-16/1	DNP	1--11/0	-	DNP	DNP	DNP	DNP
Pope, M WR	1-4/0	DNP	-	-	1-4/0	DNP	DNP	-	-	DNP
Williams, J QB	2-2/1	DNP	2-2/1	DNP	DNP	DNP	DNP	DNP	DNP	DNP
TEAM	7--16/0	DNP	DNP	4--9/0	DNP	1--2/0	2--5/0	DNP	-	-

RECEIVING	No-Yds/TD	LSU	SSU	TOLEDO	FIU	NC	FS	VA	BC	DU
Thomas, J WR	25-447/3	5-132/0	1-67/1	5-105/1	1-11/0	1-5/0	3-76/1	1-5/0	4-31/0	4-15/0
Cager, L WR	17-297/6	2-42/0	2-22/1	3-67/1	2-43/2	-	3-33/2	3-58/0	1-7/0	1-25/0
Jordan, B TE	29-270/4	-	7-52/2	-	5-67/1	1-4/0	2-51/1	3-34/0	8-36/0	3-26/0
Harley, M WR	17-218/0	2-13/0	2-12/0	2-2/0	7-76/0	2-70/0	-	-	-	2-45/0
Langham, D WR	11-147/2	2-14/0	1-38/0	2-23/0	-	3-33/1	1-9/0	-	2-30/1	-
Homer, T RB	10-114/0	1-4/0	1-7/0	-	-	-	1-7/0	3-50/0	4-46/0	-
Dallas, D RB	7-61/0	1-13/0	1-15/0	-	2-30/0	-	-	1-11/0	-	2--8/0
Hightower, B WR	4-60/1	1-32/1	-	1-8/0	-	1-13/0	1-7/0	DNP	-	-
Gray, T RB	4-37/0	-	1-9/0	-	-	-	1-12/0	2-16/0	-	-
Wiggins, D WR	4-33/0	-	-	-	-	-	1-9/0	2-16/0	-	1-8/0
Ezzard, M WR	2-24/0	DNP	1-17/0	DNP	1-7/0	DNP	DNP	DNP	DNP	DNP
Polendey, B TE	1-14/0	-	1-14/0	DNP	DNP	DNP	DNP	DNP	DNP	DNP
Richards, A WR	1-9/0	1-9/0	DNP	DNP	DNP	DNP	DNP	DNP	DNP	DNP
Davis, C RB	1-6/0	DNP	-	DNP	1-6/0	DNP	-	DNP	DNP	DNP
Mallory, W TE	1-2/1	-	1-2/1	-	-	-	-	-	-	DNP
Burns, R RB	1-0/0	DNP	-	DNP	1-0/0	DNP	DNP	DNP	-	-



## 2018 STATISTICS (OVERALL: 5-4, ACC: 2-3, HOME: 4-1, AWAY: 1-2, NEUTRAL:-0-1)

Total Tackles	UA-A	Total	LSU	SSU	TOLEDO	FIU	NC	FS	VA	BC	DU
Johnson, J DB	25-36	61	3-8	0-4	4-3	DNP	DNP	7-3	4-8	2-8	5-2
Quarterman, S LB	28-30	58	2-5	4-1	2-3	2-3	3-2	3-0	4-4	2-7	6-5
Pinckney, M LB	23-29	52	1-3	0-4	3-2	0-3	1-3	4-1	5-7	4-6	5-0
Willis, G DL	24-21	45	4-4	0-1	5-0	2-3	2-2	4-1	3-5	1-2	3-3
Redwine, S DB	23-21	44	2-4	-	4-1	1-0	3-4	2-2	1-2	8-6	2-2
Garvin, J DL	14-30	44	3-5	2-6	1-1	0-5	0-2	5-0	2-1	0-7	1-3
Jackson, J DL	10-26	36	0-3	0-1	1-2	1-3	3-2	2-2	1-6	0-3	2-4
McCloud, Z LB	12-18	30	0-1	2-4	-	0-1	4-4	2-0	0-4	4-4	-
Jackson, M DB	16-11	27	2-3	2-1	2-2	2-0	4-1	1-1	1-0	2-3	-
Smith, M LB	11-15	26	0-3	0-1	2-4	1-3	2-2	3-0	-	-	3-2
Bandy, T DB	16-7	23	1-0	-	2-1	-	4-2	0-1	2-1	4-2	3-0
Patchan, S DL	11-9	20	-	1-1	2-1	3-0	1-0	1-2	0-1	3-3	0-1
Bethel, P DL	4-14	18	1-3	0-2	-	-	1-1	2-0	-	0-6	0-2
Finley, R DB	11-5	16	-	0-1	3-0	1-2	2-0	1-0	2-0	1-2	1-0
Knowles, R DB	7-6	13	-	1-0	2-2	0-1	2-2	2-1	DNP	-	-
Odenigbo, T DL	3-9	12	0-1	0-1	-	-	2-1	0-2	-	1-2	0-2
Carter, A DB	10-2	12	-	5-1	DNP	1-0	2-1	2-0	-	-	-
Dean, J DB	1-10	11	0-4	-	-	0-2	0-1	-	0-3	1-0	-
Blades, A DB	6-3	9	2-0	0-1	-	2-0	1-1	1-0	-	0-1	-
Jennings, B LB	1-7	8	-	1-4	0-1	DNP	0-2	DNP	DNP	DNP	DNP
Silvera, N DL	1-7	8	DNP	1-4	0-1	0-1	0-1	-	-	-	DNP
Smith, D DB	4-4	8	1-2	1-0	0-2	1-0	1-0	-	DNP	-	-
Hall, G DB	4-2	6	DNP	1-0	-	2-0	1-1	-	0-1	-	-
Homer, T	5-1	6	2-0	-	-	-	1-0	-	2-1	-	-
McCray, T LB	1-4	5	DNP	0-4	DNP	1-0	-	DNP	DNP	DNP	-
Rousseau, G DL	1-4	5	-	1-4	DNP	DNP	DNP	DNP	DNP	DNP	DNP
Ford, J DL	0-5	5	-	0-1	0-2	0-2	-	-	DNP	DNP	DNP
Joyner, P LB	2-2	4	DNP	2-1	DNP	0-1	DNP	DNP	DNP	DNP	-
Hightower, B	3-1	4	-	-	-	1-0	1-0	-	DNP	0-1	1-0
Jackson, D DL	2-1	3	-	DNP	0-1	-	2-0	-	-	-	-
Murphy, J DB	1-1	2	DNP	-	DNP	DNP	DNP	DNP	DNP	0-1	1-0
Lingard, L	1-1	2	-	0-1	-	-	DNP	-	1-0	DNP	DNP
Dallas, D	1-1	2	0-1	-	-	-	-	-	1-0	-	-
Ivey, D DB	1-1	2	-	0-1	-	-	1-0	-	-	-	-
Jordan, B	2-0	2	-	-	-	-	1-0	-	-	1-0	-
Steed, W LB	2-0	2	DNP	2-0	DNP	DNP	-	DNP	-	DNP	DNP
Thomas, J	1-0	1	-	-	-	-	-	-	-	1-0	-
Weldon, C	1-0	1	DNP	-	DNP	1-0	-	DNP	DNP	DNP	DNP
Perry, C LB	0-1	1	DNP	-	DNP	-	0-1	-	DNP	DNP	DNP
Butler, J	0-1	1	-	-	0-1	-	-	-	-	-	-





# 2018 STATISTICS (OVERALL: 5-4, ACC: 2-3, HOME: 4-1, AWAY: 1-2, NEUTRAL:-0-1)

## TEAM STATISTICS

Date	Opponent	Rushing				Receiving				Passing				Kick Returns				Punt Returns				tot off		
		no.	yds	td	lg	no.	yds	td	lg	cmp	att	int	yds	td	lg	no.	yds	td	lg	no.	yds		td	lg
Sep 02	vs LSU	34	83	1	17	15	259	1	50	15	35	2	259	1	50	2	50	0	27	0	0	0	0	342
Sep 08	SAVANNAH STATE	37	239	5	64	19	255	5	67	19	31	1	255	5	67	1	26	0	26	4	131	1	48	494
Sep 15	at TOLEDO	53	268	5	37	13	205	2	41	13	23	0	205	2	41	2	47	0	30	0	0	0	0	473
Sep 22	FIU	49	248	1	35	20	240	3	42	20	29	1	240	3	42	1	32	0	32	3	44	0	36	488
Sep 27	NORTH CAROLINA	34	229	2	56	8	125	1	42	8	12	1	125	1	42	1	16	0	16	0	0	0	0	354
Oct 06	FLORIDA STATE	46	102	0	21	13	204	4	41	13	32	0	204	4	41	2	45	0	23	4	86	0	49	306
Oct 13	at Virginia	29	149	1	70	15	190	0	30	15	29	3	190	0	30	2	46	0	26	0	0	0	0	339
Oct 26	at Boston College	36	155	1	21	19	150	1	18	19	39	2	150	1	18	5	138	0	53	1	-3	0	0	305
Nov 03	DUKE	44	300	2	83	13	111	0	25	13	28	0	111	0	25	4	75	0	25	1	0	0	0	411
Opponents		362	1773	18	83	135	1739	17	67	135	258	10	1739	17	67	20	475	0	53	13	258	1	49	3512
		344	1112	8	75	127	1270	8	44	127	242	13	1270	8	44	18	428	0	40	15	212	1	74	2382

Games: 9 • Avg/rush: 4.9 • Avg/catch: 12.9 • Pass effic: 122.94 • KR avg: 23.8 • PR avg: 19.8 • All purpose avg/game: 493.9 • Total offense avg/gm: 390.2

Date	Opponent	Tackles				Sacks no-yds	Fumble		Pass Defense			blkd kick	PAT Attempts			off								
		ua	a	total	tfl-yds		ff	fr-yds	int-yds	qbh	brup		kick	rush	rcv	saf	t/o	pts						
Sep 02	vs LSU	24	50	74	8.0-17	2.0-2	0	0-0	0-0	5	5	0	2-2	0	0	0	0	0	0	0	0	0	0	17
Sep 08	SAVANNAH STATE	26	52	78	14.0-48	3.0-18	0	2-0	2-11	1	0	2	11-11	0	0	0	0	0	0	0	21	0	77	
Sep 15	at TOLEDO	33	30	63	13.0-49	4.0-25	0	0-0	1-0	0	4	0	7-7	0	0	0	0	0	0	0	7	0	49	
Sep 22	FIU	23	30	53	11.0-28	2.0-11	0	0-0	1-0	8	4	0	4-4	0	0	0	0	0	0	0	3	0	31	
Sep 27	NORTH CAROLINA	45	36	81	14.0-56	3.0-22	3	3-9	3-150	3	4	0	5-6	0	0	0	0	0	0	0	24	0	47	
Oct 06	FLORIDA STATE	42	16	58	12.0-49	6.0-33	2	1-0	1-3	2	6	0	4-4	0	0	0	0	0	0	0	14	0	28	
Oct 13	at Virginia	29	44	73	9.0-38	5.0-29	0	0-0	3-27	0	0	0	1-1	0	0	0	0	0	0	0	3	0	13	
Oct 26	at Boston College	35	64	99	8.0-19	1.0-10	0	0-0	1-0	1	5	0	2-2	0	0	0	0	0	0	0	0	0	14	
Nov 03	DUKE	33	26	59	5.0-14	1.0-8	0	0-0	1-9	7	2	0	0-1	0	0	0	0	0	0	0	0	0	12	
Opponents		290	348	638	94.0-318	27.0-158	5	6-9	13-200	27	30	2	36-38	0	0	0	0	0	0	0	72	0	288	
		304	323	627	52.0-220	22.0-152	9	6-0	10-257	16	37	2	18-18	0	0	0	0	0	0	0	39	0	174	

Date	Opponent	Punting						Field Goals			Kickoffs							
		no.	yds	avg	long	blkd	tb	fc	50+	i20	md-att	long	blkd	no.	yds	avg	tb	ob
Sep 02	vs LSU	5	182	36.4	54	0	0	0	2	1	1-2	38	0	4	236	59.0	1	1
Sep 08	SAVANNAH STATE	3	122	40.7	55	0	0	0	1	1	0-0	0	0	12	773	64.4	8	0
Sep 15	at TOLEDO	5	208	41.6	43	0	1	1	0	2	0-0	0	0	8	499	62.4	5	2
Sep 22	FIU	3	89	29.7	36	0	0	2	0	1	1-1	30	0	6	386	64.3	5	0
Sep 27	NORTH CAROLINA	2	75	37.5	41	0	0	1	0	1	2-2	35	0	8	520	65.0	4	0
Oct 06	FLORIDA STATE	8	325	40.6	53	0	0	1	1	2	0-1	0	0	5	310	62.0	4	0
Oct 13	at Virginia	3	131	43.7	48	0	0	0	0	1	2-2	47	0	4	200	50.0	2	0
Oct 26	at Boston College	4	143	35.8	44	0	0	1	0	2	0-0	0	0	3	192	64.0	1	0
Nov 03	DUKE	8	294	36.8	41	0	0	3	0	0	0-1	0	1	3	165	55.0	1	0
Opponents		41	1569	38.3	55	0	1	9	4	11	6-9	47	1	53	3281	61.9	31	3
		58	2363	40.7	66	1	5	23	14	18	16-21	54	1	39	2450	62.8	18	1



# 2018 STATISTICS (OVERALL: 5-4, ACC: 2-3, HOME: 4-1, AWAY: 1-2, NEUTRAL:-0-1)

## OPPONENT STATISTICS

Date	Opponent	Rushing				Receiving				Passing				Kick Returns				Punt Returns				tot off
		no.	yds	td	lg	no.	yds	td	lg	cmp	att	int	yds	td	lg	no.	yds	td	lg	no.	yds	
Sep 02	vs LSU	41	156	2	50	11	140	0	37	11	24	0	37	2	38	0	27	1	22	0	22	296
Sep 08	SAVANNAH STATE	46	30	0	24	6	48	0	13	6	12	2	13	4	74	0	23	0	0	0	0	78
Sep 15	at TOLEDO	36	112	1	15	13	222	2	40	13	23	1	40	1	40	0	40	2	18	0	9	334
Sep 22	FIU	24	17	0	10	13	170	2	44	13	28	1	170	2	21	0	21	0	0	0	0	187
Sep 27	NORTH CAROLINA	40	215	1	30	20	114	0	20	20	35	3	114	4	101	0	34	1	15	0	15	329
Oct 06	FLORIDA STATE	33	70	0	13	16	130	2	21	16	32	1	130	1	29	0	29	5	145	1	74	200
Oct 13	at Virginia	41	143	1	15	12	92	0	24	12	21	3	92	2	61	0	31	3	9	0	8	235
Oct 26	at Boston College	53	223	2	43	17	210	1	31	17	30	1	210	2	49	0	26	1	2	0	2	433
Nov 03	DUKE	30	146	1	75	19	144	1	24	19	37	1	144	1	15	0	15	2	1	0	4	290
Miami (FL)		344	1112	8	75	127	1270	8	44	127	242	13	1270	18	428	0	40	15	212	1	74	2382
Miami (FL)		362	1773	18	83	135	1739	17	67	135	258	10	1739	20	475	0	53	13	258	1	49	3512

Games: 9 • Avg/rush: 3.2 • Avg/catch: 10.0 • Pass effic: 96.73 • KR avg: 23.8 • PR avg: 14.1 • All purpose avg/game: 364.3 • Total offense avg/gm: 264.7

Date	Opponent	Tackles				Sacks no-yds	Fumble		Pass Defense			blkd kick	PAT Attempts				off	
		ua	a	total	tfl-yds		ff	fr-yds	int-yds	qbh	brup		kick	rush	rcv	saf	t/o	pts
Sep 02	vs LSU	27	32	59	6.0-41	4.0-36	0	0-0	2-74	5	4	0	3-3	0	0	0	10	33
Sep 08	SAVANNAH STATE	25	44	69	5.0-13	1.0-6	1	1-0	1-13	0	4	0	0-0	0	0	0	0	0
Sep 15	at TOLEDO	29	56	85	3.0-7	0.0-0	0	0-0	0-0	4	5	0	3-3	0	0	0	0	24
Sep 22	FIU	44	42	86	4.0-21	2.0-15	1	1-0	1-5	0	3	0	2-2	0	0	0	3	17
Sep 27	NORTH CAROLINA	27	18	45	6.0-22	2.0-8	2	1-0	1-19	0	0	1	1-1	0	0	0	0	10
Oct 06	FLORIDA STATE	41	28	69	13.0-52	5.0-33	2	1-0	0-0	2	6	0	3-3	0	0	0	3	27
Oct 13	at Virginia	27	39	66	3.0-17	2.0-16	0	0-0	3-117	4	5	0	1-1	0	0	0	10	16
Oct 26	at Boston College	37	38	75	4.0-24	3.0-23	1	0-0	2-29	0	8	0	3-3	0	0	0	10	27
Nov 03	DUKE	47	26	73	8.0-23	3.0-15	2	2-0	0-0	1	2	1	2-2	0	0	0	3	20
Miami (FL)		304	323	627	52.0-220	22.0-152	9	6-0	10-257	16	37	2	18-18	0	0	0	39	174
Miami (FL)		290	348	638	94.0-318	27.0-158	5	6-9	13-200	27	30	2	36-38	0	0	0	72	288

Date	Opponent	Punting									Field Goals			Kickoffs				
		no.	yds	avg	long	blkd	tb	fc	50+	i20	md-att	long	blkd	no.	yds	avg	tb	ob
Sep 02	vs LSU	5	203	40.6	51	0	1	3	1	1	4-4	54	0	8	517	64.6	6	0
Sep 08	SAVANNAH STATE	10	400	40.0	66	1	2	2	2	0	0-1	0	1	1	56	56.0	0	0
Sep 15	at TOLEDO	6	250	41.7	52	0	0	3	2	0	1-2	47	0	5	317	63.4	3	0
Sep 22	FIU	9	423	47.0	58	0	2	4	4	1	1-1	28	0	2	130	65.0	1	0
Sep 27	NORTH CAROLINA	2	82	41.0	43	0	0	1	0	0	1-2	22	0	3	195	65.0	2	0
Oct 06	FLORIDA STATE	8	345	43.1	55	0	0	1	3	2	2-3	53	0	5	305	61.0	3	0
Oct 13	at Virginia	4	150	37.5	46	0	0	2	0	2	3-3	46	0	4	260	65.0	2	0
Oct 26	at Boston College	4	144	36.0	48	0	0	2	0	4	2-3	23	0	6	360	60.0	0	1
Nov 03	DUKE	10	366	36.6	53	0	0	5	2	8	2-2	33	0	5	310	62.0	1	0
Miami (FL)		58	2363	40.7	66	1	5	23	14	18	16-21	54	1	39	2450	62.8	18	1
Miami (FL)		41	1569	38.3	55	0	1	9	4	11	6-9	47	1	53	3281	61.9	31	3



## 2018 STATISTICS (OVERALL: 5-4, ACC: 2-3, HOME: 4-1, AWAY: 1-2, NEUTRAL:-0-1)

Opponent	Score	First Downs				Rushing Number-Yards	Passing		Total Offense Plays-Yards	Return Yards	Turn- Overs
		Total	Rush	Pass	Pen		Comp-Att-Int	Yards			
LSU	17 - 33	18 / 17	6 / 8	9 / 5	3 / 4	34-83 / 41-156	15-35-2 / 11-24-0	259 / 140	69-342 / 65-296	50 / 134	2 / 0
SAVANNAH STATE	77 - 0	20 / 5	11 / 2	8 / 2	1 / 1	37-239 / 46-30	19-31-1 / 6-12-2	255 / 48	68-494 / 58-78	168 / 87	2 / 4
TOLEDO	49 - 24	24 / 17	16 / 8	7 / 9	1 / 0	53-268 / 36-112	13-23-0 / 13-23-1	205 / 222	76-473 / 59-334	47 / 58	0 / 1
FIU	31 - 17	27 / 7	15 / 1	11 / 5	1 / 1	49-248 / 24-17	20-29-1 / 13-28-1	240 / 170	78-488 / 52-187	76 / 26	2 / 1
NORTH CAROLINA	47 - 10	14 / 24	10 / 14	4 / 8	0 / 2	34-229 / 40-215	8-12-1 / 20-35-3	125 / 114	46-354 / 75-329	175 / 135	2 / 6
FLORIDA STATE	28 - 27	20 / 14	9 / 5	8 / 9	3 / 0	46-102 / 33-70	13-32-0 / 16-32-1	204 / 130	78-306 / 65-200	134 / 174	1 / 2
Virginia	13 - 16	16 / 18	6 / 12	9 / 3	1 / 3	29-149 / 41-143	15-29-3 / 12-21-3	190 / 92	58-339 / 62-235	73 / 187	3 / 3
Boston College	14 - 27	19 / 22	10 / 11	8 / 10	1 / 1	36-155 / 53-223	19-39-2 / 17-30-1	150 / 210	75-305 / 83-433	135 / 80	2 / 1
DUKE	12 - 20	16 / 13	10 / 5	5 / 6	1 / 2	44-300 / 30-146	13-28-0 / 19-37-1	111 / 144	72-411 / 67-290	84 / 16	2 / 1
<b>Totals</b>	<b>288 - 174</b>	<b>174 / 137</b>	<b>93 / 66</b>	<b>69 / 57</b>	<b>12 / 14</b>	<b>362-1773 / 344-1112</b>	<b>135-258-10 / 127-242-13</b>	<b>1739 / 1270</b>	<b>620-3512 / 586-2382</b>	<b>942 / 897</b>	<b>16 / 19</b>

Opponent	3rd Down	4th Down	Time of	TOP	Avg	Avg	Avg	Punting	Penalties	Sacks
	Conversions	Conversions	Possession	Margin	Yds/Rush	Yds/Pass	Yds/Play	Number-Avg	Number-Yards	
LSU	6-16 / 3-16	1-3 / 1-1	28:11 / 31:49	-3:38	2.4 / 3.8	7.4 / 5.8	5.0 / 4.6	5-36.4 / 5-40.6	11-85 / 6-62	2 / 4
SAVANNAH STATE	7-12 / 2-16	1-2 / 0-1	26:08 / 33:52	-7:44	6.5 / 0.7	8.2 / 4.0	7.3 / 1.3	3-40.7 / 10-40.0	1-15 / 3-28	3 / 1
TOLEDO	7-15 / 2-11	2-2 / 0-1	35:29 / 24:31	10:58	5.1 / 3.1	8.9 / 9.7	6.2 / 5.7	5-41.6 / 6-41.7	0-0 / 5-38	4 / 0
FIU	8-15 / 3-14	0-2 / 0-0	36:49 / 23:11	13:38	5.1 / 0.7	8.3 / 6.1	6.3 / 3.6	3-29.7 / 9-47.0	6-60 / 3-23	2 / 2
NORTH CAROLINA	3-6 / 2-13	0-0 / 1-3	26:48 / 33:12	-6:24	6.7 / 5.4	10.4 / 3.3	7.7 / 4.4	2-37.5 / 2-41.0	7-65 / 4-40	3 / 2
FLORIDA STATE	5-18 / 5-16	3-4 / 0-0	34:31 / 25:29	9:02	2.2 / 2.1	6.4 / 4.1	3.9 / 3.1	8-40.6 / 8-43.1	6-50 / 7-80	6 / 5
Virginia	4-11 / 3-10	0-2 / 0-0	28:10 / 31:50	-3:40	5.1 / 3.5	6.6 / 4.4	5.8 / 3.8	3-43.7 / 4-37.5	8-71 / 6-60	5 / 2
Boston College	8-17 / 6-18	0-3 / 2-2	28:24 / 31:36	-3:12	4.3 / 4.2	3.8 / 7.0	4.1 / 5.2	4-35.8 / 4-36.0	6-28 / 8-70	1 / 3
DUKE	3-14 / 3-16	1-2 / 0-1	32:06 / 27:54	4:12	6.8 / 4.9	4.0 / 3.9	5.7 / 4.3	8-36.8 / 10-36.6	6-73 / 3-25	1 / 3
<b>Totals</b>	<b>51-124 / 29-130</b>	<b>8-20 / 4-9</b>	<b>276:36 / 263:24</b>	<b>13:12</b>	<b>4.9 / 3.2</b>	<b>6.7 / 5.2</b>	<b>5.7 / 4.1</b>	<b>41-38.3 / 58-40.7</b>	<b>51-447 / 45-426</b>	<b>27 / 22</b>

Note: Game totals are displayed in the format TEAM/OPPONENT for each category



## 2018 STATISTICS (OVERALL: 5-4, ACC: 2-3, HOME: 4-1, AWAY: 1-2, NEUTRAL:-0-1)

SACKS	UA-A	Total	LSU	SSU	TOLEDO	FIU	NC	FS	VA	BC	DU
Garvin, J DL	4-3	5.5	1.0-1	-	-	0.5-5	-	2.0-14	1.5-7	0.5-5	-
Jackson, J DL	4-2	5.0	-	0.5-0	-	1.5-6	1.0-6	2.0-8	-	-	-
Quarterman, S LB	5-0	5.0	-	1.0-7	-	-	2.0-16	-	2.0-10	-	-
Willis, G DL	3-0	3.0	1.0-1	-	1.0-5	-	-	-	-	-	1.0-8
Pinckney, M LB	2-1	2.5	-	-	1.0-11	-	-	-	1.5-12	-	-
Bethel, P DL	1-2	2.0	-	0.5-1	-	-	-	1.0-3	-	0.5-5	-
Redwine, S DB	2-0	2.0	-	-	1.0-7	-	-	1.0-8	-	-	-
Patchan, S DL	1-0	1.0	-	-	1.0-2	-	-	-	-	-	-
Carter, A DB	1-0	1.0	-	1.0-10	DNP	-	-	-	-	-	-

TACKLES FOR LOSS	UA-A	Total	LSU	SSU	TOLEDO	FIU	NC	FS	VA	BC	DU
Willis, G DL	13-6	16.0	4.0-9	-	3.0-10	3.0-6	0.5-1	2.0-8	0.5-1	1.0-1	2.0-10
Garvin, J DL	7-15	14.5	3.0-7	3.0-9	-	2.5-8	1.0-6	2.0-14	1.5-7	1.0-5	0.5-1
Quarterman, S LB	7-6	10.0	-	2.0-9	0.5-1	1.0-1	3.0-18	-	2.5-12	1.0-2	-
Jackson, J DL	6-7	9.5	-	0.5-0	1.5-4	2.0-6	1.0-6	2.5-10	1.5-2	0.5-1	-
Pinckney, M LB	5-5	7.5	0.5-1	1.0-2	2.0-14	-	-	1.0-1	2.5-15	0.5-0	-
Smith, M LB	3-6	6.0	0.5-0	-	1.0-1	0.5-1	2.5-7	1.0-2	-	-	0.5-0
Bethel, P DL	2-5	4.5	-	0.5-1	-	-	1.5-6	1.0-3	-	1.0-5	0.5-1
McCloud, Z LB	3-2	4.0	-	0.5-1	-	-	2.0-4	-	-	1.5-2	-
Carter, A DB	3-0	3.0	-	2.0-13	DNP	-	-	1.0-2	-	-	-
Redwine, S DB	2-1	2.5	-	-	1.0-7	-	-	1.0-8	0.5-1	-	-
Bandy, T DB	2-1	2.5	-	-	1.0-3	-	1.5-6	-	-	-	-
Odenigbo, T DL	1-2	2.0	-	-	-	-	1.0-2	0.5-1	-	-	0.5-1
Joyner, P LB	2-0	2.0	DNP	2.0-6	DNP	-	DNP	DNP	DNP	DNP	-
Patchan, S DL	1-1	1.5	-	-	1.5-3	-	-	-	-	-	-
Johnson, J DB	1-1	1.5	-	-	-	DNP	DNP	-	-	0.5-1	1.0-1
Jennings, B LB	1-1	1.5	-	1.0-3	0.5-2	DNP	-	DNP	DNP	DNP	DNP
Finley, R DB	1-0	1.0	-	-	-	-	-	-	-	1.0-2	-
Ford, J DL	0-2	1.0	-	-	1.0-4	-	-	-	DNP	DNP	DNP
Blades, A DB	1-0	1.0	-	-	-	1.0-1	-	-	-	-	-
Steed, W LB	1-0	1.0	DNP	1.0-3	DNP	DNP	-	DNP	-	DNP	DNP
Jackson, M DB	1-0	1.0	-	-	-	1.0-5	-	-	-	-	-
Silvera, N DL	0-1	0.5	DNP	0.5-1	-	-	-	-	-	-	DNP



## 2018 STATISTICS (OVERALL: 5-4, ACC: 2-3, HOME: 4-1, AWAY: 1-2, NEUTRAL:-0-1)

#	PLAYER	GP-GS	LSU	SSU	TOLEDO	FIU	NC	FS	VA	BC	DU
37	Alford, C	1/-	...	XXX	...	...	...	...	...	...	...
2	Bandy, T	9/9	START	START	START	START	START	START	START	START	START
21	Baxa, B	9/-	XXX	XXX	XXX	XXX	XXX	XXX	XXX	XXX	XXX
27	Bethel, N	1/-	...	XXX	...	...	...	...	...	...	...
93	Bethel, P	9/9	START	START	START	START	START	START	START	START	START
7B	Blades, A	9/-	XXX	XXX	XXX	XXX	XXX	XXX	XXX	XXX	XXX
50	Boulware, V	9/3	XXX	XXX	XXX	START	START	START	XXX	XXX	XXX
2B	Burns, R	4/-	...	XXX	...	XXX	...	...	...	XXX	XXX
39	Butler, J	9/-	XXX	XXX	XXX	XXX	XXX	XXX	XXX	XXX	XXX
18	Cager, L	9/9	START	START	START	START	START	START	START	START	START
72	Campbell, J	3/-	...	XXX	XXX	XXX	...	...	...	...	...
92	Cardenas, A	1/-	...	XXX	...	...	...	...	...	...	...
5	Carter, A	8/2	XXX	XXX	...	START	START	XXX	XXX	XXX	XXX
13	Dallas, D	9/-	XXX	XXX	XXX	XXX	XXX	XXX	XXX	XXX	XXX
3D	Davis, C	3/-	...	XXX	...	XXX	...	XXX	...	...	...
6	Dean, J	9/-	XXX	XXX	XXX	XXX	XXX	XXX	XXX	XXX	XXX
5D	Donaldson, N	9/7	START	START	START	START	START	START	XXX	XXX	START
46	Ducheine, N	1/-	...	XXX	...	...	...	...	...	...	...
67	Dykstra, Z	1/-	...	XXX	...	...	...	...	...	...	...
1E	Ezzard, M	2/-	...	XXX	...	XXX	...	...	...	...	...
8F	Feagles, Z	7/-	XXX	XXX	XXX	XXX	...	...	XXX	XXX	XXX
7F	Few, M	2/-	...	XXX	...	XXX	...	...	...	...	...
30	Finley, R	9/3	START	XXX	XXX	XXX	XXX	START	XXX	XXX	START
96	Ford, J	6/-	XXX	XXX	XXX	XXX	XXX	XXX	...	...	...
3F	Frierson, G	2/-	...	XXX	...	XXX	...	...	...	...	...
97	Garvin, J	9/9	START	START	START	START	START	START	START	START	START
74	Gauthier, T	9/9	START	START	START	START	START	START	START	START	START
65	Gaynor, C	2/-	...	XXX	XXX	...	...	...	...	...	...
4G	George, R	2/-	...	XXX	...	XXX	...	...	...	...	...
32	Gray, T	9/-	XXX	XXX	XXX	XXX	XXX	XXX	XXX	XXX	XXX
26	Hall, G	8/-	...	XXX	XXX	XXX	XXX	XXX	XXX	XXX	XXX
3	Harley, M	9/1	XXX	XXX	XXX	XXX	START	XXX	XXX	XXX	XXX
7	Hightower, B	8/1	XXX	XXX	XXX	START	XXX	XXX	...	XXX	XXX
75	Hillery, Z	4/-	...	XXX	...	XXX	XXX	...	...	...	XXX
24	Homer, T	9/9	START	START	START	START	START	START	START	START	START
8	Ivey, D	9/-	XXX	XXX	XXX	XXX	XXX	XXX	XXX	XXX	XXX
31	Jackson, D	8/-	XXX	...	XXX	XXX	XXX	XXX	XXX	XXX	XXX
99	Jackson, J	9/9	START	START	START	START	START	START	START	START	START
28	Jackson, M	9/9	START	START	START	START	START	START	START	START	START
44	Jennings, B	4/-	XXX	XXX	XXX	...	XXX	...	...	...	...
4	Johnson, J	7/7	START	START	START	...	...	START	START	START	START
77	Jones, J	9/5	START	START	START	XXX	XXX	XXX	XXX	START	START
9J	Jordan, B	9/8	START	XXX	START	START	START	START	START	START	START
52	Joyner, P	3/-	...	XXX	...	XXX	...	...	...	...	XXX
20	Knowles, R	8/-	XXX	XXX	XXX	XXX	XXX	XXX	...	XXX	XXX
81	Langham, D	9/3	XXX	START	XXX	XXX	XXX	START	XXX	XXX	START
1	Lingard, L	6/-	XXX	XXX	XXX	XXX	...	XXX	XXX	...	...





## 2018 STATISTICS (OVERALL: 5-4, ACC: 2-3, HOME: 4-1, AWAY: 1-2, NEUTRAL:-0-1)

##	PLAYER	GP-GS	LSU	SSU	TOLEDO	FIU	NC	FS	VA	BC	DU
62	Mahoney, H	9/7	START	START	START	START	START	START	START	XXX	XXX
85	Mallory, W	8/1	XXX	START	XXX	XXX	XXX	XXX	XXX	XXX	...
90	Martin, T	1/-	...	XXX	...	...	...	...	...	...	...
53	McCloud, Z	9/6	XXX	START	START	START	START	XXX	START	START	XXX
23	McCray, T	4/-	...	XXX	...	XXX	XXX	...	...	...	XXX
91	Miller, J	1/-	...	XXX	...	...	...	...	...	...	...
79	Milo, B	4/-	...	XXX	XXX	XXX	XXX	...	...	...	...
9M	Murphy, J	3/-	...	XXX	...	...	...	...	...	XXX	XXX
2M	Murphy, T	1/-	...	XXX	...	...	...	...	...	...	...
83	Njoku, E	6/-	XXX	XXX	XXX	XXX	...	...	...	XXX	XXX
94	Odenigbo, T	9/-	XXX	XXX	XXX	XXX	XXX	XXX	XXX	XXX	XXX
41	Parrott, M	1/-	...	XXX	...	...	...	...	...	...	...
19	Patchan, S	9/-	XXX	XXX	XXX	XXX	XXX	XXX	XXX	XXX	XXX
34	Perry, C	4/-	...	XXX	...	XXX	XXX	XXX	...	...	...
5P	Perry, N	7/3	...	XXX	XXX	XXX	START	START	START	...	XXX
56	Pinckney, M	9/9	START	START	START	START	START	START	START	START	START
88	Polendey, B	2/-	XXX	XXX	...	...	...	...	...	...	...
6P	Pope, M	5/-	...	XXX	XXX	XXX	...	...	XXX	XXX	...
55	Quarterman, S	9/9	START	START	START	START	START	START	START	START	START
22	Redwine, S	9/9	START	START	START	START	START	START	START	START	START
2R	Reed, C	2/-	...	XXX	...	XXX	...	...	...	...	...
82	Richards, A	1/1	START	...	...	...	...	...	...	...	...
12	Rosier, M	7/6	START	START	START	START	...	...	XXX	START	START
15	Rousseau, G	2/-	XXX	XXX	...	...	...	...	...	...	...
51	Scaife, D	9/3	XXX	XXX	XXX	XXX	XXX	XXX	START	START	START
1S	Silvera, N	7/-	...	XXX	XXX	XXX	XXX	XXX	XXX	XXX	...
25	Smith, D	8/-	XXX	XXX	XXX	XXX	XXX	XXX	...	XXX	XXX
35	Smith, M	9/-	XXX	XXX	XXX	XXX	XXX	XXX	XXX	XXX	XXX
43	Spicer, J	8/-	XXX	XXX	XXX	XXX	XXX	XXX	...	XXX	XXX
78	St. Louis, T	9/9	START	START	START	START	START	START	START	START	START
17	Steed, W	3/-	...	XXX	...	...	XXX	...	XXX	...	...
4T	Thomas, J	9/9	START	START	START	START	START	START	START	START	START
7W	Weldon, C	3/-	...	XXX	...	XXX	XXX	...	...	...	...
8W	Wiggins, D	9/2	XXX	XXX	XXX	XXX	XXX	XXX	START	START	XXX
5W	Williams, J	1/-	...	XXX	...	...	...	...	...	...	...
9	Willis, G	9/9	START	START	START	START	START	START	START	START	START
59	York, S	1/-	...	XXX	...	...	...	...	...	...	...



# 2018 STATISTICS (OVERALL: 5-4, ACC: 2-3, HOME: 4-1, AWAY: 1-2, NEUTRAL:-0-1)

## 20-YARD PLUS PLAYS

Yds	Type	Player(s)	Opponent
83*	INT	Romeo Finley	North Carolina
83*	Rush	DeeJay Dallas	Duke
70	Rush	Travis Homer	Virginia
67*	Pass	Jeff Thomas from Malik Rosier	Savannah State
64*	Rush	Lorenzo Lingard	Savannah State
56	Rush	Travis Homer	North Carolina
53	KR	DeeJay Dallas	Boston College
50	Pass	Jeff Thomas from Malik Rosier	LSU
49	PR	DeeJay Dallas	Florida State
48	PR	Jeff Thomas	Savannah State
43	Rush	Travis Homer	Duke
42	PR	Jeff Thomas	Savannah State
42	Pass	Mike Harley from N'Kosi Perry	North Carolina
42	Pass	Mike Harley from N'Kosi Perry	FIU
42*	INT	Joe Jackson	North Carolina
41*	Pass	Brevin Jordan from N'Kosi Perry	Florida State
41	Pass	Jeff Thomas from Malik Rosier	TOLEDO
38*	Pass	Jeff Thomas from Malik Rosier	TOLEDO
38	Pass	Darrell Langham from N'Kosi Perry	Savannah State
37*	Rush	Malik Rosier	TOLEDO
36	PR	Jeff Thomas	FIU
36	Pass	Lawrence Cager from Malik Rosier	LSU
35	Rush	Travis Homer	Savannah State
35	KR	DeeJay Dallas	Boston College
35*	Rush	Travis Homer	FIU
34	Pass	Brevin Jordan from N'Kosi Perry	FIU
34	Rush	DeeJay Dallas	Savannah State
32	KR	Jeff Thomas	FIU
32	Pass	Lawrence Cager from Malik Rosier	TOLEDO
32	Pass	Jeff Thomas from N'Kosi Perry	Florida State
32	Pass	Jeff Thomas from Malik Rosier	LSU
32*	Pass	Brian Hightower from Malik Rosier	LSU
30	KR	Jeff Thomas	TOLEDO
30	Pass	Lawrence Cager from Malik Rosier	TOLEDO
30	Pass	Lawrence Cager from Malik Rosier	Virginia
29	KR	DeeJay Dallas	Boston College
28	Pass	Mike Harley from N'Kosi Perry	North Carolina
27	KR	Jeff Thomas	LSU
27	Pass	Jeff Thomas from N'Kosi Perry	Florida State
26	KR	Jeff Thomas	Savannah State
26	KR	Lorenzo Lingard	Virginia
26*	Pass	Lawrence Cager from N'Kosi Perry	FIU
26	Pass	DeeJay Dallas from N'Kosi Perry	FIU
25	Rush	DeeJay Dallas	North Carolina
25	Pass	Lawrence Cager from Malik Rosier	Duke
25	KR	DeeJay Dallas	Duke
25	INT	Jhavonte Dean	North Carolina
24	Pass	Travis Homer from Malik Rosier	Virginia
23	KR	DeeJay Dallas	Florida State
23	KR	Jeff Thomas	LSU
23	Pass	Mike Harley from N'Kosi Perry	Duke
22	Pass	Brevin Jordan from Malik Rosier	Virginia
22	Pass	Jeff Thomas from Malik Rosier	LSU
22	Rush	DeeJay Dallas	North Carolina
22	KR	Jeff Thomas	Florida State
22	Pass	Mike Harley from Malik Rosier	Duke
22	Pass	Darrell Langham from N'Kosi Perry	North Carolina
21	KR	DeeJay Dallas	Boston College
21	Pass	Brevin Jordan from Malik Rosier	Savannah State
21	Rush	DeeJay Dallas	Florida State
21	Pass	Travis Homer from Malik Rosier	Virginia
21	Rush	Malik Rosier	Boston College
20	Rush	Malik Rosier	Duke
20	Pass	Lawrence Cager from N'Kosi Perry	Florida State
20	KR	Lorenzo Lingard	Virginia

\* touchdown scored on play

## LONG PLAYS BY THE NUMBERS

Long Plays By Yards	No.	TD
100+	0	0
90-99	0	0
80-89	2	2
70-79	1	0
60-69	2	2
50-59	3	0
40-49	9	2
30-39	18	4
20-29	30	1

Long Plays By Type	No.	TD
Rushing	14	4
Passing	30	5
Punt returns	4	0
Kick returns	14	0
Interceptions	3	2
Fumble returns	0	0
Other	0	0
TOTAL	65	11

## 20-YARD PLUS BY PLAYER

Player	No.	TD	R	P	KR	PR	IR	FR
Jeff Thomas	17	2	0	8	6	3	0	0
DeeJay Dallas	13	1	5	1	6	1	0	0
Lawrence Cager	7	1	0	7	0	0	0	0
Travis Homer	7	1	5	2	0	0	0	0
Mike Harley	5	0	0	5	0	0	0	0
Brevin Jordan	4	1	0	4	0	0	0	0
Malik Rosier	3	1	3	0	0	0	0	0
Lorenzo Lingard	3	1	1	0	2	0	0	0
Darrell Langham	2	0	0	2	0	0	0	0
Brian Hightower	1	1	0	1	0	0	0	0
Joe Jackson	1	1	0	0	0	0	1	0
Romeo Finley	1	1	0	0	0	0	1	0
Jhavonte Dean	1	0	0	0	0	0	1	0
TOTAL	65	11	14	30	14	4	3	0

## LONGEST PLAYS OF THE YEAR

- Rushing
  - 83 DeeJay Dallas vs Duke (11/3/2018)
  - Rushing Touchdown
  - 83 DeeJay Dallas vs Duke (11/3/2018)
- Passing
  - 67 Jeff Thomas from Malik Rosier vs Savannah State (9/8/2018)
  - Passing Touchdown
  - 67 Jeff Thomas from Malik Rosier vs Savannah State (9/8/2018)
- Punt Return
  - 49 DeeJay Dallas vs Florida State (10/6/2018)
- Kick Return
  - 53 DeeJay Dallas vs Boston College (10/26/2018)
- Interception Return
  - 83 Romeo Finley vs North Carolina (9/27/2018)
- Fumble Return
  - 9 Jonathan Garvin vs North Carolina (9/27/2018)
- Punt
  - 55 Zach Feagles vs Savannah State (9/8/2018)
- Field Goal
  - 47 Bubba Baxa vs Virginia (10/13/2018)

# SINGLE-GAME CAREER HIGHS



## #1 LORENZO LINGARD

**Carries:** 10 vs. FIU (Sept. 22, 2018)  
**Rushing Yards:** 82 vs. Savannah State (Sept. 8, 2018)  
**Long Rush:** 64T vs. Savannah State (Sept. 8, 2018)  
**Rush TDs:** 2 vs. Savannah State (Sept. 8, 2018)

## #1 NESTA JADE SILVERA

**Solo Tackles:** 1 vs. Savannah State (Sept. 8, 2018)  
**Asst Tackles:** 4 vs. Savannah State (Sept. 8, 2018)  
**Total Tackles:** 5 vs. Savannah State (Sept. 8, 2018)  
**TFL:** 0.5 vs. Savannah State (Sept. 8, 2018)

## #2 TRAJAN BANDY

**Solo Tackles:** 4 (2x), last at Boston College (Oct. 26, 2018)  
**Asst Tackles:** 2 (2x), last at Boston College (Oct. 26, 2018)  
**Total Tackles:** 6 (2x), last at Boston College (Oct. 26, 2018)  
**Interceptions:** 2 at Virginia (Oct. 13, 2018)  
**Fumble Recoveries:** 1 vs. Savannah State (Sept. 8, 2018)

## #3 MIKE HARLEY

**Receptions:** 7 vs. FIU (Sept. 22, 2018)  
**Receiving Yards:** 76 vs. FIU (Sept. 22, 2018)  
**Long Reception:** 42, twice (last vs. UNC, Sept. 27, 2018)

## #4 JAQUAN JOHNSON

**Solo Tackles:** 10 at North Carolina (Oct. 28, 2017)  
**Asst Tackles:** 8 (3x), last at Boston College (Oct. 26, 2018)  
**Total Tackles:** 12 (2x), last at Virginia (Oct. 13, 2018)  
**Sacks:** 1 (2x), last vs. Virginia (Nov. 18, 2017)  
**TFL:** 1.0 (4x), last vs. Notre Dame (Nov. 11, 2017)  
**Interceptions:** 1 (6x), last vs. Virginia (Nov. 18, 2017)  
**Fumble Recovery:** 1 (3x), last at Pittsburgh (Nov. 24, 2017)

## #4 JEFF THOMAS

**Receptions:** 5 (2x), last at Toledo (Sept. 15, 2018)  
**Receiving Yards:** 132 vs. LSU (Sept. 2, 2018)  
**Rushing Yards:** 19 at Toledo (Sept. 15, 2018)  
**Long Reception:** 78T at North Carolina (Oct. 28, 2017)  
**Receiving Touchdowns:** 1 (5x), last vs. FSU (Oct. 6, 2018)  
**Punt Return Yards:** 90 vs. Savannah State (Sept. 8, 2018)  
**Long Punt Return:** 48 vs. Savannah State (Sept. 8, 2018)

## #5 AMARI CARTER

**Solo Tackles:** 5 vs. Savannah State (Sept. 8, 2018)  
**Asst Tackles:** 3 vs. Virginia (Nov. 18, 2017)  
**Total Tackles:** 6 vs. Savannah State (Sept. 8, 2018)  
**Forced Fumbles:** 1 vs. Bethune-Cookman (Sept. 2, 2017)  
**TFLs:** 2.0 vs. Savannah State (Sept. 8, 2018)  
**Sacks:** 1.0 (2x), last vs. Savannah State (Sept. 8, 2018)

## #5 N'KOSI PERRY

**Pass Completions:** 17 vs. FIU (Sept. 22, 2018)  
**Pass Attempts:** 32 vs. FSU (Oct. 6, 2018)  
**Passing Yards:** 224 vs. FIU (Sept. 22, 2018)  
**Long Pass:** 42 (2x), last vs. UNC (Sept. 27, 2018)  
**Passing TDs:** 4 vs. FSU (Oct. 6, 2018)  
**Interceptions:** 2 at Virginia (Oct. 13, 2018)

## #6 JHAVONTE DEAN

**Solo Tackles:** 2 (4x), last vs. Wisconsin (Dec. 30, 2017)  
**Asst Tackles:** 4 vs. LSU (Sept. 2, 2018)  
**Total Tackles:** 4 vs. LSU (Sept. 2, 2018)  
**PBU:** 1 (2x), last vs. LSU (Sept. 2, 2018)  
**Interceptions:** 1 (2x), last vs. UNC (Sept. 27, 2018)

## #8 DEE WIGGINS

**Receptions:** 2 at Virginia (Oct. 13, 2018)  
**Receiving Yards:** 16 at Virginia (Oct. 13, 2018)

## #7 BRIAN HIGHTOWER

**Receptions:** 1 (4x), last vs. FSU (Oct. 6, 2018)  
**Receiving Yards:** 32 vs. LSU (Sept. 2, 2018)  
**Receiving Touchdowns:** 1 vs. LSU (Sept. 2, 2018)

## #9 BREVIN JORDAN

**Receptions:** 8 at Boston College (Oct. 26, 2018)  
**Receiving Yards:** 67 vs. FIU (Sept. 22, 2018)  
**Long Reception:** 41 vs. FSU (Oct. 6, 2018)  
**Receiving Touchdowns:** 2 vs. Savannah State (Sept. 8, 2018)

## #9 GERALD WILLIS III

**Solo Tackles:** 5 at Toledo (Sept. 15, 2018)  
**Asst Tackles:** 5 at Virginia (Oct. 13, 2018)  
**Total Tackles:** 8 (2x), last at Virginia (Oct. 13, 2018)  
**TFL:** 4.0 vs. LSU (Sept. 2, 2018)  
**Sacks:** 1.0 (4x), last vs. Duke (Nov. 3, 2018)  
**PBU:** 2 vs. Duke (Nov. 26, 2016)

## #12 MALIK ROSIER

**Pass Completions:** 27 vs. Toledo (Sept. 23, 2017)  
**Pass Attempts:** 44 at Florida State (Oct. 7, 2017)  
**Passing Yards:** 356 at North Carolina (Oct. 28, 2017)  
**Long Pass:** 78T at North Carolina (Oct. 28, 2017)  
**Passing TDs:** 3 (5x), last vs. Virginia (Nov. 18, 2017)  
**Carries:** 16 vs. LSU (Sept. 2, 2018)  
**Rush Yards:** 84 vs. Virginia Tech (Nov. 4, 2017)  
**Long Run:** 46 vs. Duke (Nov. 26, 2016)  
**Rushing TDs:** 3 at Toledo (Sept. 15, 2018)

## #13 DEEJAY DALLAS

**Carries:** 17 at Toledo (Sept. 15, 2018)  
**Rushing Yards:** 124 vs. Duke (Nov. 3, 2018)  
**Long Rush:** 83T vs. Duke (Nov. 3, 2018)  
**Rushing TDs:** 2 vs. Notre Dame (Nov. 11, 2017)  
**Receptions:** 2 (2x), last vs. Duke (Nov. 3, 2018)  
**Receiving Yards:** 49 at North Carolina (Oct. 28, 2017)

## #18 LAWRENCE CAGER

**Receptions:** 4 vs. Wisconsin (Dec. 30, 2017)  
**Receiving Yards:** 76 vs. Wisconsin (Dec. 30, 2017)  
**Long Reception:** 38T vs. Wisconsin (Dec. 30, 2017)  
**Receiving Touchdowns:** 2 (2x), last vs. FSU (Oct. 6, 2018)

## #22 SHELDRIK REDWINE

**Solo Tackles:** 8 (2x), last at Boston College (Oct. 26, 2018)  
**Asst. Tackles:** 6 at Boston College (Oct. 26, 2018)  
**Total Tackles:** 14 at Boston College (Oct. 26, 2018)  
**Forced Fumble:** 1 (2x), last at Pitt (Nov. 24, 2017)  
**Fumble Recoveries:** 1 vs. Toledo (Sept. 23, 2017)  
**Interceptions:** 1 (5x), last at Virginia (Oct. 13, 2018)  
**PBUs:** 1 (9x), last at Boston College (Oct. 26, 2018)

## #24 TRAVIS HOMER

**Carries:** 20 (2x), last vs. Syracuse (Oct. 21, 2017)  
**Rushing Yards:** 170 vs. Georgia Tech (Oct. 14, 2017)  
**Long Rush:** 64T vs. Virginia Tech (Nov. 4, 2017)  
**Receptions:** 4 (2x), last at Boston College (Oct. 26, 2018)  
**Receiving Yards:** 57 at North Carolina (Oct. 28, 2017)

## #28 MICHAEL JACKSON

**Solo Tackles:** 5 vs. Virginia Tech (Nov. 4, 2017)  
**Asst. Tackles:** 2 at North Carolina (Oct. 28, 2017)  
**Total Tackles:** 6 (2x), last vs. Va Tech (Nov. 4, 2017)  
**PBUs:** 3 vs. Florida State (Oct. 6, 2018)  
**Interceptions:** 2 vs. Syracuse, Oct. 21, 2017  
**Fumble Recovery:** 1, at Notre Dame (Oct. 29, 2016)  
**Touchdowns:** 1, at Notre Dame (Oct. 29, 2016)

## #30 ROMEO FINLEY

**Solo Tackles:** 4 vs. Toledo (Sept. 23, 2017)  
**Total Tackles:** 4 vs. Toledo (Sept. 23, 2017)  
**Interceptions:** 1 (2x), last at Boston College (Oct. 26, 2018)

## #53 ZACH McCLOUD

**Solo Tackles:** 8 at Pitt (Nov. 24, 2017)  
**Asst. Tackles:** 5 vs. West Virginia (Dec. 28, 2016)  
**Total Tackles:** 10 at Pitt (Nov. 24, 2017)  
**Sacks:** 1 (2x), last vs. Notre Dame (Nov. 11, 2017)  
**TFL:** 2.0 vs. FSU (Oct. 6, 2018)

## #55 SHAQ QUARTERMAN

**Solo Tackles:** 7 at NC State (Nov. 19, 2016)  
**Asst. Tackles:** 6 (2x), last vs. Duke (Nov. 26, 2016)  
**Total Tackles:** 11 (2x), last vs. Duke (Nov. 3, 2018)  
**Sacks:** 2.0 vs. North Carolina (Sept. 27, 2018)  
**TFL:** 3.0 vs. North Carolina (Sept. 27, 2018)  
**Fumble Recoveries:** 1 at Ga. Tech (Oct. 1, 2016)  
**Touchdowns:** 1 at Ga. Tech (Oct. 1, 2016)

## #56 MICHAEL PINCKNEY

**Solo Tackles:** 6 (2x), last vs. Syracuse (Oct. 21, 2017)  
**Asst. Tackles:** 6 vs. Duke (Nov. 26, 2016)  
**Total Tackles:** 12 at Virginia (Oct. 13, 2018)  
**Sacks:** 2.5 vs. Syracuse (Oct. 21, 2017)  
**TFL:** 3.5 vs. Syracuse (Oct. 21, 2017)  
**Interceptions:** 1 (3x), last vs. FSU (Oct. 6, 2018)

## #81 DARRELL LANGHAM

**Receptions:** 5 vs. Georgia Tech (Oct. 14, 2017)  
**Receiving Yards:** 100 vs. Georgia Tech (Oct. 14, 2017)  
**Long Reception:** 46 vs. Bethune-Cookman (Sept. 2, 2017)  
**Receiving Touchdowns:** 1 (4x), last at Boston College (Oct. 26, 2018)

## #93 PAT BETHEL

**Solo Tackles:** 2, last vs. Syracuse (Oct. 21, 2017)  
**Asst Tackles:** 3 vs. LSU (Sept. 2, 2018)  
**Total Tackles:** 4 (2x), last vs. LSU (Sept. 2, 2018)  
**TFLs:** 1.5 vs. North Carolina (Sept. 27, 2018)  
**Sacks:** 1.0 (2x), last vs. FSU (Oct. 6, 2018)  
**Forced Fumbles:** 1 vs. Duke (Sept. 29, 2017)

## #97 JONATHAN GARVIN

**Solo Tackles:** 5 vs. FSU (Oct. 6, 2018)  
**Asst Tackles:** 6 vs. Savannah State (Sept. 8, 2018)  
**Total Tackles:** 8 (2x), last vs. Savannah State (Sept. 8, 2018)  
**TFLs:** 3.0 (2x), last vs. Savannah State (Sept. 8, 2018)  
**Sacks:** 2.0 vs. FSU (Oct. 6, 2018)  
**Forced Fumbles:** 1 (2x), last vs. Notre Dame (Nov. 9, 2017)  
**Fumble Recoveries:** 2 vs. North Carolina (Sept. 27, 2018)

## #99 JOE JACKSON

**Solo Tackles:** 7 vs. Toledo (Sept. 23, 2017)  
**Asst. Tackles:** 6 at Virginia (Oct. 13, 2018)  
**Total Tackles:** 8 at North Carolina (Oct. 28, 2017)  
**TFL:** 2.5 vs. FSU (Oct. 6, 2018)  
**Sacks:** 2.0 (3x), last vs. Florida State (Oct. 6, 2018)  
**Forced Fumbles:** 2 vs. North Carolina (Sept. 27, 2018)  
**Fumble Recoveries:** 1 (2x), last at Virginia (Nov. 12, 2016)  
**Touchdowns:** 1 (2x), last vs. North Carolina (Sept. 27, 2018)



# 2018 RECAPS: GAME-BY-GAME

## GAME 1 | SEPT. 2 | ARLINGTON, TEXAS

#8/#8 MIAMI	17
#25/#24 LSU	33

Score by Quarters	1	2	3	4	Score
Miami (0-1)	3	0	0	14	17
LSU (1-0)	10	17	6	0	33

### Scoring Summary

1st	08:26	LSU	Tracy 43 yd field goal, 7-22 4:34 UM 0 - LSU 3
	06:49	UM	Baxa 38 yd field goal, 6-55 1:37 UM 3 - LSU 3
	00:35	LSU	Brossette 50 yd run (Tracy kick) 6-72 1:16 UM 3 - LSU 10
2nd	09:21	LSU	Brossette 1 yd run (Tracy kick) 11-58 5:21; UM 3 - LSU 17
	04:56	LSU	Tracy 21 yd field goal, 7-53 2:25 UM 3 - LSU 20
	04:21	LSU	Phillips 45 yd interception return (Tracy kick) UM 3 - LSU 27
3rd	07:32	LSU	Tracy 21 yd field goal 7-53 2:25; UM 3 - LSU 30
	03:51	LSU	Tracy 54 yd field goal 4-5 0:41; UM 3 - LSU 33
4th	13:57	UM	Rosier 3 yd run (Baxa kick) 11-77 4:49; UM 10 - LSU 33
	08:43	UM	Hightower 32 yd pass from Rosier (Baxa kick) 4-74 1:19; UM 17 - LSU 33

	UM	LSU
FIRST DOWNS	18	17
RUSHES-YARDS (NET)	34-83	41-156
PASSING YDS (NET)	259	140
Passes Att-Comp-Int	15-35-2	11-24-0
TOTAL OFFENSE PLAYS-YARDS	69-342	65-296
Fumbles: Number-Lost	0-0	0-0
Punt Returns-Yards-TDs	0-0-0	1-22-0
Kickoff Returns-Yards-TDs	2-50	2-38
Interception Returns-Yards-TDs	0-0-0	2-74-1
Punts (Number-Avg)	5-36.4	5-40.6
Penalties-Yards	11-85	6-62
Possession Time	28:11	31:49
Third-Down Conversions	6 of 16	3 of 16
Fourth-Down Conversions	1 of 3	1 of 1
Red-Zone Scores-Chances	2-2	4-4
Sacks By: Number-Yards	2-2	4-36

**RUSHING:** Miami: Dallas 8-38; Homer 7-30; Gray 3-8; Rosier 16-7; LSU: Brossette 22-125; Edwards-Helaire 8-24; Burrow 4-14; Curry 3--1; TEAM 4--6

**PASSING:** Miami: Rosier 15-35-2-259; LSU: Burrow 11-24-0-140

**RECEIVING:** Miami: Thomas 5-132; Cager 2-42; Langham 2-14; Harley 2-13; Hightower 1-32; Dallas 1-13; Richards 1-9; Homer 1-4; LSU: Jefferson 5-81; Anderson 2-20; Chase 1-22; Giles 1-9; Fournette 1-5; Marshall, Jr. 1-3

## GAME 2 | SEPT. 8 | MIAMI GARDENS, FLA.

SAVANNAH STATE	0
#22/#21 MIAMI	77

Score by Quarters	1	2	3	4	Score
Savannah State (0-2)	0	0	0	0	0
Miami (1-1)	7	21	21	28	77

### Scoring Summary

1st	03:57	UM	Mallory 2 yd pass from Rosier (Baxa kick) 8-31 3:57; SSU 0 - UM 7
2nd	13:44	UM	Rosier 1 yd run (Baxa kick) 8-59 2:57 SSU 0 - UM 14
	11:22	UM	Thomas 67 yd pass from Rosier (Baxa kick) 3-71 0:49; SSU 0 - UM 21
	09:08	UM	Cager 8 yd pass from Perry (Baxa kick) 6-20 2:01; SSU 0 - UM 28
3rd	11:34	UM	Jordan 3 yd pass from Perry (Baxa kick) 7-65 3:26; SSU 0 - UM 35
	3:39	UM	Jordan 7 yd pass from Perry (Baxa kick) 7-80 2:57; SSU 0 - UM 42
	0:52	UM	Weldon 16 yd run (Baxa kick) 2-16 0:12 SSU 0 - UM 49
4th	13:05	UM	Lingard 8 yd run (Baxa kick) 4-32 1:47 SSU 0 - UM 56
	06:42	UM	Patchan 10 yd blocked punt return (Baxa kick) SSU 0 - UM 63
	05:32	UM	Williams 1 yd run (Cardenas kick) 3-24 1:03; SSU 0 - UM 70
	02:58	UM	Lingard 64 yd run (Cardenas kick) 1-64 0:13; SSU 0 - UM 77

	SSU	UM
FIRST DOWNS	23	27
RUSHES-YARDS (NET)	35-85	26-254
PASSING YDS (NET)	344	333
Passes Att-Comp-Int	50-29-0	36-27-1
TOTAL OFFENSE PLAYS-YARDS	85-429	62-587
Fumble Returns-Yards	0-0	1-7
Punt Returns-Yards	0-0	0-0
Kickoff Returns-Yards	5-94	3-69
Interception Returns-Yards	1-35	0-0
Punts (Number-Avg)	7-37.1	4-36.2
Fumbles-Lost	2-1	0-0
Penalties-Yards	10-77	8-75
Possession Time	35:31	24:29
Third-Down Conversions	13 of 23	3 of 9
Fourth-Down Conversions	0 of 0	0 of 0
Red-Zone Scores-Chances	5-5	6-6
Sacks By: Number-Yards	2-14	4-18

**RUSHING:** Savannah State: Saxton 10-19; Cole 10-8; Durham 8-4; Kicklighter 1-4; McCloud 2-3; Bell 2--2; Gibbons 13--6; Miami: Lingard 4-82; Homer 13-70; Dallas 5-48; Weldon 1-16; Burns 2-10; Gray 4-10; Davis 1-3; Williams 2-2; Rosier 1-1; Perry 4--3

**PASSING:** Savannah State: Bell 3-7-1-29; Gibbons 3-5-1-19; Miami: Perry 9-14-1-93; Rosier 8-12-0-131; Williams 1-3-0-17; Weldon 1-2-0-14

**RECEIVING:** Savannah State: Kicklighter 2-12; Snead 1-13; Baldwin 1-11; Beneby 1-7; Stevens 1-5; Miami: Jordan 7-52; Cager 2-22; Harley 2-12; Thomas 1-67; Langham 1-38; Ezzard 1-17; Dallas 1-15; Polendey 1-14; Gray 1-9; Homer 1-7; Mallory 1-2

## GAME 3 | SEPT. 15 | TOLEDO, OHIO

#21/#20 MIAMI	49
TOLEDO	25

Score by Quarters	1	2	3	4	Score
Miami (2-1)	7	14	14	14	49
Toledo (1-1)	0	7	14	3	24

### Scoring Summary

1st	08:11	UM	Rosier 5 yd run (Baxa kick) 12-76 4:29; UM 7 - TOL 0
2nd	12:27	UM	Thomas 38 yd pass from Rosier (Baxa kick) 5-61 2:09; UM 14 - TOL 0
	02:56	UM	Rosier 2 yd run (Baxa kick) 7-58 2:36; UM 21 - TOL 0
2nd	00:37	TOL	Johnson 7 yd pass from Guadagni (Vest kick) 8-65 2:19; UM 21 - TOL 7
3rd	10:53	TOL	Thompkins 5 yd run (Vest kick) 7-81 2:41; UM 21 - TOL 14
	08:34	UM	Dallas 19 yd run (Baxa kick) 5-75 2:19; UM 28 - TOL 14
	07:39	TOL	Johnson 40 yd pass from Guadagni (Vest kick) 3-65 0:55; UM 28 - TOL 21
	01:28	UM	Cager 5 yd pass from Rosier (Baxa kick) 14-70 6:06; UM 35 - TOL 21
4th	14:19	TOL	Vest 47 yd field goal 6-31 2:03; UM 35 - TOL 24
	12:18	UM	Rosier 37 yd run (Baxa kick) 5-75 1:55; UM 42 - TOL 24
	08:54	UM	Gray 1 yd run (Baxa kick) 6-35 3:18; UM 49 - TOL 24

	UM	TOLEDO
FIRST DOWNS	24	17
RUSHES-YARDS (NET)	53-268	36-112
PASSING YDS (NET)	205	222
Passes Att-Comp-Int	23-13-0	23-13-1
TOTAL OFFENSE PLAYS-YARDS	76-473	59-334
Fumble Returns-Yards	0-0	0-0
Punt Returns-Yards	0-0	2-18
Kickoff Returns-Yards	2-47	1-40
Interception Returns-Yards	1-0	0-0
Punts (Number-Avg)	5-41.6	6-41.7
Fumbles-Lost	0-0	0-0
Penalties-Yards	0-0	5-38
Possession Time	35:29	24:31
Third-Down Conversions	7 of 15	2 of 11
Fourth-Down Conversions	2 of 2	0 of 1
Red-Zone Scores-Chances	5-5	2-2
Sacks By: Number-Yards	4-25	0-0

**RUSHING:** Miami: Dallas 17-110; Rosier 8-80; Homer 16-62; Thomas 1-19; Gray 3-6; Lingard 3-4; Perry 1--4; Team 4--9; Toledo: Guadagni 15-47; Thompkins 5-31; Koback 7-23; Seymour 9-11

**PASSING:** Miami: Rosier 13-23-0-205; Toledo: Guadagni 13-21-1-222; Peters 0-2-0-0

**RECEIVING:** Miami: Thomas 5-105; Cager 3-67; Langham 2-23; Harley 2-2; Hightower 1-8; Toledo: Johnson, D. 6-119; Seymour 2-34; Thompkins 2-32; Thompson 2-19; Johnson, J. 1-18



# 2018 RECAPS: GAME-BY-GAME

## GAME 4 | SEPT. 22 | MIAMI GARDENS, FLA.

FIU	17
#21/#20 MIAMI	31

Score by Quarters	1	2	3	4	Score
FIU (2-2)	0	0	0	17	17
Miami (3-1)	7	17	7	0	31

### Scoring Summary

1st	02:51	UM	Homer 35 yd run (Baxa kick)
			9-87 4:44; FIU 0 - UM 7
2nd	14:54	UM	Cager 26 yd pass from Perry (Baxa kick)
			5-68 1:51; FIU 0 - UM 14
	02:30	UM	Baxa 30 yd field goal
			14-75 7:11; FIU 0 - UM 17
	00:27	UM	Jordan 12 yd pass from Perry (Baxa kick)
			3-67 0:35; FIU 0 - UM 24
3rd	07:50	UM	Cager 17 yd pass from Perry (Baxa kick)
			5-58 2:31; FIU 0 - UM 31
4th	06:57	FIU	Worton 35 yd pass from Morgan (Borregales kick)
			7-85 3:07; FIU 7 - UM 31
	03:19	FIU	Borregales 28 yd field goal
			4-0 0:55; FIU 10 - UM 31
	01:35	FIU	Worton 5 yd pass from Morgan (Borregales kick)
			5-54 1:44; FIU 17 - UM 31

	FIU	UM
FIRST DOWNS	7	27
RUSHES-YARDS (NET)	17	248
PASSING YDS (NET)	170	240
Passes Att-Comp-Int	13-28-1	20-29-1
TOTAL OFFENSE PLAYS-YARDS	52-187	78-488
Fumbles: Number-Lost	0-0	2-1
Punt Returns-Yards-TDs	0-0-0	3-44-0
Kickoff Returns-Yards-TDs	1-21-0	1-32-0
Interception Returns-Yards-TDs	1-5-0	1-0-0
Punts (Number-Avg)	9-47.0	3-89
Penalties-Yards	3-23	6-60
Possession Time	23:11	36:49
Third-Down Conversions	3 of 14	8 of 15
Fourth-Down Conversions	0 of 0	0 of 2
Red-Zone Scores-Chances	2-2	3-4
Sacks By: Number-Yards	2-15	2-11

**RUSHING:** FIU: Maxwell 10-25; Price 3-3; Phillips 8-1; Morgan 3--12; Miami: Home 13-114; Lingard 10-50; Perry 9-32; Dallas 7-28; Davis 5-24; Gray 1-7; Pope 1-4; Rosier 2-0; Weldon 1--11

**PASSING:** FIU: 12-24-1-168; Alexander 1-4-0-2; Miami: Perry 17-25-1-224; Rosier 2-3-0-16; Weldon 1-1-0-0

**RECEIVING:** FIU: Worton 5-123; Palmer 4-25; Gaiter IV 2-3; Scott 1-17; Maxwell 1-2; Miami: Harley 7-76; Jordan 5-67; Cager 2-43; Dallas 2-30; Thomas 1-11; Ezzard 1-7; Davis 1-6; Burns 1-0

## GAME 5 | SEPT. 27 | MIAMI GARDENS, FLA.

NORTH CAROLINA	10
#16/#16 MIAMI	47

Score by Quarters	1	2	3	4	Score
UNC (1-3, 1-1 ACC)	10	0	0	0	10
Miami (4-1, 1-0 ACC)	14	19	0	14	47

### Scoring Summary

1st	08:04	NC	Jones 22 yd field goal
			11-78 4:14; NC 3 - UM 0
1st	06:01	UM	Dallas 4 yd run (Baxa kick)
			4-75 2:03; NC 3 - UM 7
1st	04:32	UM	Garvin 9 yd fumble recovery (Baxa kick)
			NC 3 - UM 14
1st	02:11	NC	Surratt 17 yd run (Jones kick)
			NC 10 - UM 14
2nd	12:17	UM	Baxa 35 yd field goal
			10-57 4:54; NC 10 - UM 17
2nd	09:00	UM	Jackson, J. 42 yd interception (Baxa kick)
			NC 10 - UM 24
2nd	02:31	UM	Langham 5 yd pass from Perry (kick blocked)
			NC 10 - UM 30
2nd	00:00	UM	Baxa 28 yd field goal
			2-22 0:11; NC 10 - UM 33
4th	14:47	UM	Finley 83 yd interception (Baxa kick)
			NC 10 - UM 40
4th	04:04	UM	Gray 1 yd run (Baxa kick)
			11-61 7:26; NC 10 - UM 47

	NC	UM
FIRST DOWNS	24	14
RUSHES-YARDS (NET)	40-215	34-229
PASSING YDS (NET)	114	125
Passes Att-Comp-Int	20-35-3	8-12-1
TOTAL OFFENSE PLAYS-YARDS	75-329	46-354
Fumbles: Number-Lost	0-0	1-9
Punt Returns-Yards-TDs	1-15-0	0-0-0
Kickoff Returns-Yards-TDs	4-101-0	1-16-0
Interception Returns-Yards-TDs	1-19-0	3-150-2
Punts (Number-Avg)	2-41.0	2-37.5
Penalties-Yards	4-40	7-65
Possession Time	33:12	26:48
Third-Down Conversions	2 of 13	3 of 6
Fourth-Down Conversions	1 of 3	0 of 0
Red-Zone Scores-Chances	2-3	5-5
Sacks By: Number-Yards	2-8	3-22

**RUSHING:** NC: Carter 7-75; Surratt 9-69; Sutton 3-24; Williams 4-24; Branch 2-19; Williams 2-15; Brown 6-14; Jackson 1-0; Elliott 6--25; Miami: Dallas 11-114; Homer 14-88; Perry 6-26; Gray 2-3; Team 1--2

**PASSING:** NC: Elliott 16-25-0-104; Surratt 4-10-3-10; Miami: 8-12-1-125

**RECEIVING:** NC: Jackson 3-23; Brown 3-6; Carter 3-5; Ratlif 2-33; Williams 2-18; Brown 2-7; Newsome 2--4; Corrales 1-13; Tucker 1-12; Green 1-1; Miami: Langham 3-33; Harley 2-70; Hightower 1-13; Thomas 1-5; Jordan 1-4

## GAME 6 | OCT. 6 | MIAMI GARDENS, FLA.

FLORIDA STATE	27
#17/#17 MIAMI	28

Score by Quarters	1	2	3	4	Score
FSU (3-3, 1-3 ACC)	7	13	7	0	27
Miami (5-1, 2-0 ACC)	0	7	14	7	28

### Scoring Summary

1st	09:41	FS	Gavin 17 yd pass from Francois (Aguayo kick)
			8-58 3:38; FSU 7 - UM 0
2nd	11:26	UM	Cager 10 yd pass from Perry (Baxa kick)
			14-83 7:49; FSU 7 - UM 7
	04:20	FS	Aguayo 42 yd field goal
			6-18 2:09; FSU 10 - UM 7
	1:32	FS	Terry 17 yd pass from Francois (Aguayo kick)
			6-36 1:58; FSU 17 - UM 7
	0:00	FS	Aguayo 53 yd field goal
			4-16 0:36; FSU 20 - UM 7
3rd	11:52	FS	Matthews 74 yd punt return
			FSU 27 - UM 7
	04:53	UM	Cager 3 yd pass from Perry (Baxa kick)
			5-20 1:49; FSU 27 - UM 14
	04:11	UM	Thomas 17 yd pass from Perry (Baxa kick)
			1-17 0:06; FSU 27 - UM 21
4th	11:52	UM	Jordan 41 yd pass from Perry (Baxa kick)
			4-73 0:50; FSU 27 - UM 28

	FS	UM
FIRST DOWNS	14	20
RUSHES-YARDS (NET)	33-70	46-102
PASSING YDS (NET)	130	204
Passes Att-Comp-Int	32-16-1	32-13-0
TOTAL OFFENSE PLAYS-YARDS	65-200	78-306
Fumbles: Number-Lost	2-1	3-1
Punt Returns-Yards-TDs	5-145-1	3-86-0
Kickoff Returns-Yards-TDs	1-29-0	2-45-0
Interception Returns-Yards-TDs	0-0-0	1-3-0
Punts (Number-Avg)	8-43.1	8-40.6
Penalties-Yards	7-80	6-50
Possession Time	25:29	34:31
Third-Down Conversions	5 of 16	5 of 18
Fourth-Down Conversions	0 of 0	3 of 4
Red-Zone Scores-Chances	2-2	3-5
Sacks By: Number-Yards	5-33	6-33

**RUSHING:** FS: Akers 11-46; Patrick 10-31; Rasul 1-6; Francois 11--13; UM: 21-70; Dallas 10-31; Gray 3-9; Perry 10--3; TM 2--5

**PASSING:** FS: Francois 15-30-2-129; UM: Perry 13-32-0-204

**RECEIVING:** FS: Terry 2-37; McKitty 2-29; Gavin 2-26; Matthews 5-15; Murray 2-11; Akers 1-7; Patrick 1-7; Rasul 1--2; UM: Thomas 3-76; Jordan 2-51; Cager 3-33; Gray 1-12; Wiggins 1-9; Langham 1-9; Hightower 1-7; Homer 1-7





# 2018 RECAPS: GAME-BY-GAME

## GAME 7 | OCT. 13 | CHARLOTTESVILLE, VA.

#15/#16 MIAMI	13
VIRGINIA	16

Score by Quarters	1	2	3	4	Score
Miami (5-2, 2-1 ACC)	0	6	0	7	13
Virginia (5-2, 2-1 ACC)	0	13	0	3	16

### Scoring Summary

2nd	13:46	VA	Delaney 26 yd field goal 8-43 3:33; UM 0 - VA 3
	11:16	VA	Ellis 7 yd run (Delaney kick) 2-7 0:06; UM 0 - VA 10
	07:15	UM	Baxa, B. 47 yd field goal 6-23 2:52; UM 3 - VA 10
	03:11	UM	Baxa, B. 28 yd field goal 6-75 2:22; UM 6 - VA 10
	00:00	VA	Delaney 46 yd field goal 9-46 3:11; UM 6 - VA 13
4th	10:49	VA	Delaney 32 yd field goal 16-73 8:35; UM 6 - VA 16
	03:04	UM	Rosier, M. 11 yd run (Baxa kick) 11-93 4:38; UM 13 - VA 16

	UM	VA
FIRST DOWNS	16	18
RUSHES-YARDS (NET)	29-149	41-139
PASSING YDS (NET)	190	92
Passes Att-Comp-Int	29-15-3	21-12-3
TOTAL OFFENSE PLAYS-YARDS	58-339	62-231
Fumbles: Number-Lost	0-0	0-0
Punt Returns-Yards-TDs	0-0-0	3-9-0
Kickoff Returns-Yards-TDs	2-46-0	2-61-0
Interception Returns-Yards-TDs	3-27-0	3-117-0
Punts (Number-Avg)	3-43.7	4-37.5
Penalties-Yards	8-71	6-60
Possession Time	28:10	31:50
Third-Down Conversions	4 of 11	3 of 10
Fourth-Down Conversions	0 of 2	0 of 0
Red-Zone Scores-Chances	3-3	3-4
Sacks By: Number-Yards	4-26	2-16

**RUSHING:** Miami: Homer 8-95; Dallas 10-24; Rosier 5-19; Gray 4-8; Perry 2-3; UVA: Ellis 18-86; Perkins 21-61; Reed 1--2; TM 1--6

**PASSING:** Miami: Rosier 12-23-1-170; Perry 3-6-2-20; UVA: Perkins 12-21-3-92

**RECEIVING:** Miami: Cager 3-58; Homer 3-50; Jordan 3-34; Gray 2-16; Wiggins 2-16; Dallas 1-11; Thomas 1-5; UVA: Dubois 4-32; Zaccheus 3-15; Reed 2-32; Butts 1-9; Ellis 1-3; Sharp 1-1

## GAME 8 | OCT. 26 | CHESTNUT HILL, MASS.

RV / #25 MIAMI	14
BOSTON COLLEGE	27

Score by Quarters	1	2	3	4	Score
Miami (5-3, 2-2 ACC)	7	7	0	0	14
Virginia (6-2, 3-1 ACC)	14	3	10	0	27

### Scoring Summary

1st	08:57	BC	Smith 9 yd pass from Brown (Lichtenberg kick) 10-88 3:28; UM 0 - BC 7
	06:03	UM	Langham 13 yd pass from Rosier (Baxa kick) 6-44 2:54; UM 7 - BC 7
	02:50	BC	Brown 5 yd run (Lichtenberg kick) 10-77 3:13; UM 7 - BC 14
2nd	09:04	BC	Lichtenberg 21 yd field goal 21-79 7:04; UM 7 - BC 17
	04:34	UM	Dallas 10 yd run (Baxa kick) 10-64 4:24; UM 14 - BC 17
3rd	07:48	BC	Lichtenberg 23 yd field goal 7-9 2:11; UM 14 - BC 20
	06:26	BC	Dillon 14 yd run (Lichtenberg kick) 1-14 0:05; UM 14 - BC 27

	UM	BC
FIRST DOWNS	19	22
RUSHES-YARDS (NET)	36-155	53-223
PASSING YDS (NET)	150	210
Passes Comp-Att-Int	19-39-2	17-30-1
TOTAL OFFENSE PLAYS-YARDS	75-305	83-433
Fumbles: Number-Lost	1-0	1-0
Punt Returns-Yards-TDs	1--3-0	1-2-0
Kickoff Returns-Yards-TDs	5-138-0	2-49-0
Interception Returns-Yards-TDs	1-0-0	2-29-0
Punts (Number-Avg)	4-35.8	4-36.0
Penalties-Yards	6-28	8-70
Possession Time	28:24	31:36
Third-Down Conversions	8 of 17	6 of 18
Fourth-Down Conversions	0 of 3	2-2
Red-Zone Scores-Chances	0-3	2-2
Sacks By: Number-Yards	1-0	3-23

**RUSHING:** Miami: Rosier 14-71; Homer 13-40; Dallas 9-30; Jones 0-14; BC: Dillon 32-149; Brown 7-41; Walker 3-15; Bailey 5-14; Smith 2-7; White 1-1; TM 3--6; Levy 0-4

**PASSING:** Miami: Rosier 19-36-2-150; TM 0-2-0-0; Dallas 0-1-0-0; BC: Brown 15-28-1-152; Smith 2-2-0-58

**RECEIVING:** Miami: Jordan 8-36; Homer 4-46; Thomas 4-31; Langham 2-30; Cager 1-7; BC: Sweeney 3-28; White 3-22; Smith 2-19; Dillon 2-18; Levy 1-31; Brown 1-27; Burt 1-23; Long 1-16; Garison 1-14; Idrizi 1-11; Marten 1-1

## GAME 9 | NOV. 3 | MIAMI GARDENS, FLA.

DUKE	20
RV / RV MIAMI	12

Score by Quarters	1	2	3	4	Score
Duke (6-3, 2-3 ACC)	7	0	10	3	20
Miami (5-4, 2-3 ACC)	0	12	0	0	12

### Scoring Summary

1st	14:48	DU	Jackson 75 yd run (Wareham kick) 1-75 0:12; DU 7 - UM 0
2nd	13:14	UM	Dallas 83 yd run (TM rush fumbled) 1-83 0:12; DU 7 - UM 6
	07:26	UM	Homer 6 yd run (Rosier pass failed) 6-82 3:01; DU 7 - UM 12
3rd	09:32	DU	Wareham 27 yd field goal 4-3 0:53; DU 10 - UM 12
	00:18	DU	Helm 2 yd pass from Harris (Wareham kick) 9-65 3:28; DU 17 - UM 12
4th	09:14	DU	Wareham 33 yd field goal 5-29 2:29; DU 20 - UM 12

	DU	UM
FIRST DOWNS	13	16
RUSHES-YARDS (NET)	30-146	44-300
PASSING YDS (NET)	144	111
Passes Comp-Att-Int	19-37-1	13-28-0
TOTAL OFFENSE PLAYS-YARDS	67-290	72-411
Fumbles: Number-Lost	1-0	2-2
Punt Returns-Yards-TDs	2-1-0	1-0-0
Kickoff Returns-Yards-TDs	1-15-0	4-75-0
Interception Returns-Yards-TDs	0-0-0	1-9-0
Punts (Number-Avg)	10-36.6	8-36.8
Penalties-Yards	3-25	6-73
Possession Time	27:54	32:06
Third-Down Conversions	3 of 16	3 of 14
Fourth-Down Conversions	0 of 1	1 of 2
Red-Zone Scores-Chances	3-3	1-2
Sacks By: Number-Yards	3-15	1-8

**RUSHING:** Duke: Jackson 14-113; Jones 8-21; Durant 6-8; Lloyd 1-3; Harris 1-1; Miami: Homer 18-133; Dallas 12-124; Rosier 8-32; Perry 5-7; Gray 1-4

**PASSING:** Duke: Jones 17-35-1-130; Jackson 1-1-0-12; Harris 1-1-0-1; Miami: Perry 5-16-0-35; Rosier: 8-12-0-76

**RECEIVING:** Duke: Lloyd 5-40; Rahming 5-26; Helm 4-34; Bobo 1-24; Jackson 1-9; Fuller 1-7; Philyaw-Johnson 1-3; Taylor 1-1; Miami: Thomas 4-15; Jordan 3-26; Harley 2-45; Dallas 2--8; Cager 1-25; Wiggins 1-8

## 2018 MIAMI HURRICANES - NUMERICAL ROSTER

NO	NAME	POS	HT	WT	CL.	HOMETOWN (PREVIOUS SCHOOL) (HIGH SCHOOL)
1	Lorenzo Lingard	RB	6-0	195	Fr.	Orange City, Fla. (University)
1	Nesta Jade Silvera	DL	6-2	305	Fr.	Pembroke Pines, Fla. (Plantation American Heritage)
2	Trajan Bandy	DB	5-9	188	So.	Miami, Fla. (Columbus)
3	Gilbert Frierson	DB	6-1	192	Fr.	Coral Gables, Fla. (Coral Gables Senior)
3	Michael Harley	WR	5-9	175	So.	Fort Lauderdale, Fla. (St. Thomas Aquinas)
4	Jaquan Johnson	DB	5-11	195	Sr.	Miami, Fla. (Killian)
4	Jeff Thomas	WR	5-10	180	So.	East St. Louis, Ill. (East St. Louis)
5	Amari Carter	DB	6-2	200	So.	Palm Beach Gardens, Fla. (Palm Beach Gardens)
5	N'Kosi Perry	QB	6-4	195	R-Fr.	Ocala, Fla. (Vanguard)
6	Jhavonte Dean	DB	6-2	192	Sr.	Homestead, Fla. (Blinn College) (South Dade)
6	Mark Pope	WR	6-1	180	Fr.	Miami, Fla. (Southridge)
7	Al Blades, Jr.	DB	6-1	185	Fr.	Fort Lauderdale, Fla. (St. Thomas Aquinas)
7	Brian Hightower	WR	6-3	210	Fr.	Leimert Park, Calif. (IMG Academy)
8	DJ Ivey	DB	6-1	194	Fr.	Homestead, Fla. (South Dade)
8	Dee Wiggins	WR	6-3	195	Fr.	Miami, Fla. (Southridge)
9	Brevin Jordan	TE	6-3	245	Fr.	Las Vegas, Nev. (Bishop Gorman)
9	Gerald Willis III	DL	6-4	300	R-Sr.	New Orleans, La. (Florida) (Edna Karr)
11	Marquez Ezzard	WR	6-2	210	Fr.	Stockbridge, Ga. (Stockbridge)
11	De'Andre Wilder	LB	6-3	212	So.	Miami, Fla. (Carol City)
12	Malik Rosier	QB	6-1	212	R-Sr.	Mobile, Ala. (Faith Academy)
13	DeeJay Dallas	ATH	5-10	220	So.	Brunswick, Ga. (Glynn Academy)
15	Gregory Rousseau	DL	6-6	250	Fr.	Coconut Creek, Fla. (Champagnat Catholic)
15	Jarren Williams	QB	6-2	210	Fr.	Lawrenceville, Ga. (Central Gwinnett)
16	Ryan Rizk	QB	6-1	166	Fr.	Boynton Beach, Fla. (American Heritage - Delray)
17	Waynmon Steed	LB	5-11	220	R-Fr.	Miami, Fla. (Central)
17	Cade Weldon	QB	6-3	220	R-Fr.	Tampa, Fla. (Thomas Jefferson)
18	Lawrence Cager	WR	6-5	220	R-Jr.	Towson, Md. (Calvert Hall)
18	Zach Feagles	P	6-2	220	So.	Ridgewood, N.J. (Ridgewood)
19	Scott Patchan	DL	6-6	255	R-Jr.	Bradenton, Fla. (IMG Academy)
20	Robert Knowles	DB	6-1	200	R-Jr.	Miami, Fla. (Edison)
21	Bubba Baxa	PK	6-0	205	Fr.	Pasadena, Texas (Pasadena Memorial)
22	Robert Burns	RB	5-11	225	R-Fr.	Miami, Fla. (Gulliver Prep)
22	Sheldrick Redwine	DB	6-1	205	Sr.	Miami, Fla. (Killian)
23	Cam'Ron Davis	RB	5-10	190	Fr.	Opa Locka, Fla. (Carol City)
23	Terry McCray	LB	6-3	245	R-Sr.	Pompano Beach, Fla. (Blanche Ely)
24	Travis Homer	RB	5-11	205	Jr.	West Palm Beach, Fla. (Oxbridge Academy)
25	Derrick Smith	DB	6-2	230	So.	Jacksonville, Fla. (Trinity Christian Academy)
26	Gurvan Hall, Jr.	DB	6-0	200	Fr.	West Palm Beach, Fla. (Palm Beach Gardens)
27	Nigel Bethel, Jr.	DB	6-0	170	Fr.	Miami, Fla. (Northwestern)
27	Marshall Few	WR	5-11	180	So.	Ponte Vedra Beach, Fla. (Ponte Vedra)
28	Crispian Atkins	RB	5-9	195	R-Jr.	Plant City, Fla. (ASA College [Fla.]) (Durant)
28	Michael Jackson	DB	6-1	205	Sr.	Birmingham, Ala. (Spain Park)
29	Chad Allen	WR	5-10	175	R-Sr.	Menlo Park, Calif. (Menlo-Atherton)
29	James Murphy	DB	5-7	195	R-Jr.	Avon, Conn. (Avon)
30	Romeo Finley	DB	6-1	215	Jr.	Fort Walton Beach, Fla. (Niceville)
31	Demetrius Jackson	DL	6-3	260	R-Sr.	Miami, Fla. (Booker T. Washington)
32	Trayone Gray	RB	6-2	240	R-Sr.	Miami, Fla. (Carol City)
32	Tyler Murphy	DB	5-8	175	R-Jr.	Lawrenceville, Ga. (Peachtree Ridge)
34	Elias Lugo-Fagundo	WR	6-0	194	R-Fr.	Cabo Rojo, Puerto Rico (IMG Academy)
35	Mike Smith	LB	6-1	230	R-Sr.	Miami, Fla. (Northwestern)
36	Steven Billings-Larson, Jr.	RB	5-6	172	Fr.	Apopka, Fla. (Apopka)
37	Colvin Alford	DB	6-0	195	R-Fr.	Miami, Fla. (Coral Reef Senior)
38	Danny Dominguez	FB	5-10	220	R-Sr.	Miami, Fla. (Endicott) (Gulliver Prep)
39	Jordan Butler	LS	5-9	205	Sr.	Scottsdale, Ariz. (Saguaro)
40	Will Huggins	WR	6-2	197	Fr.	Richland, Wash. (IMG Academy)
41	Michael Parrott	FB	5-11	240	So.	Canton, N.C. (Alabama) (Pisgah)

## 2018 MIAMI HURRICANES - NUMERICAL ROSTER

NO	NAME	POS	HT	WT	CL.	HOMETOWN (PREVIOUS SCHOOL) (HIGH SCHOOL)
41	Darian Stephenson	LB	6-1	203	R-Fr.	Miami, Fla. (Westminster Christian)
43	Brian Miller	WR	5-8	170	Fr.	Clermont, Fla. (IMG Academy)
43	Jack Spicer	P	6-3	220	R-Jr.	Estero, Fla. (Florida) (Estero)
44	Realus George, Jr.	FB	6-2	255	Fr.	Atlanta, Ga. (Pace Academy)
44	Bradley Jennings, Jr.	LB	6-1	230	So.	Jacksonville, Fla. (Sandalwood)
45	Camden Price	K	6-1	170	Fr.	Severn, Md. (Archbishop Spalding)
46	Nicholas Ducheine	TE	6-3	210	R-So.	Pembroke Pines, Fla. (Dade Christian)
47	Turner Davidson	K	5-9	155	R-Fr.	San Antonio, Texas (Ronald Reagan)
48	Evan Brunelle	WR	6-1	180	Fr.	Worcester, Mass. (Doherty Memorial)
48	Thomas Burns	LB	5-11	175	R-Fr.	New York, N.Y. (Xavier)
49	Shawn Walker	LB	6-2	217	R-So.	Ft. Lauderdale, Fla. (Cardinal Gibbons)
50	Venzell Boulware	OL	6-3	306	R-Jr.	Union City, Ga. (Tennessee) (Creekside)
51	DJ Scaife, Jr.	OL	6-3	300	Fr.	Miami, Fla. (Southridge)
52	Patrick Joyner, Jr.	LB	6-2	235	Fr.	Homestead, Fla. (South Dade)
52	Cleveland Reed, Jr.	OL	6-3	325	Fr.	Fort Meade, Fla. (Fort Meade)
53	Zach McCloud	LB	6-2	235	Jr.	Lantana, Fla. (Santaluces)
54	Devin Golden	OL	6-2	280	Fr.	Miami, Fla. (Gulliver Prep)
55	Navauhn Donaldson	OL	6-6	340	So.	Miami, Fla. (Central)
55	Shaquille Quarterman	LB	6-1	235	Jr.	Orange Park, Fla. (Oakleaf)
56	Michael Pinckney	LB	6-1	220	Jr.	Jacksonville, Fla. (Raines)
57	Kai-Leon Herbert	OL	6-5	302	R-Fr.	Plantation, Fla. (Plantation American Heritage)
58	Clay James	LS	5-9	206	Fr.	Cocoa, Fla. (Cocoa)
59	Sam York	LS	6-1	208	R-Sr.	Marblehead, Mass. (Ohio State) (Marblehead)
61	Jacob Munoz	LS	5-11	200	R-So.	Atlanta, Ga. (Mount Vernon)
62	Hayden Mahoney	OL	6-5	305	R-Jr.	Malvern, Pa. (Malvern Prep)
65	Corey Gaynor	OL	6-4	305	So.	Parkland, Fla. (Douglas)
67	Zach Dykstra	OL	6-6	305	R-Fr.	Spirit Lake, Iowa (Spirit Lake)
68	Michael Scibelli	DL	6-1	292	Fr.	Oceanside, N.Y. (Oceanside)
70	George Brown, Jr.	OL	6-7	310	R-Jr.	Cincinnati, Ohio (LSU) (Winton Woods)
71	Jared Griffith	OL	6-3	305	Fr.	Sarasota, Fla. (Riverview)
72	John Campbell, Jr.	OL	6-5	310	Fr.	Orlando, Fla. (Dr. Phillips)
74	Tyler Gauthier	OL	6-5	300	Sr.	Venice, Fla. (Venice)
75	Zalon'tae Hillery	OL	6-6	304	R-Fr.	Brunswick, Ga. (Glynn Academy)
77	Jahair Jones	OL	6-4	316	R-Sr.	Brooklyn, N.Y. (ASA College [N.Y.]) (South River)
78	Tyree St. Louis	OL	6-5	315	Sr.	Bradenton, Fla. (IMG Academy)
79	Zachary Lerman	OL	6-2	296	R-Fr.	Virginia Beach, Va. (IMG Academy)
79	Bar Milo	OL	6-6	305	R-Jr.	West Hills, Calif. (Chaminade College Prep)
81	Darrell Langham	WR	6-4	235	R-Sr.	Lantana, Fla. (Santaluces)
82	Ahmmon Richards	WR	6-1	205	Jr.	Wellington, Fla. (Wellington)
83	Evidence Njoku	WR	6-6	225	R-Fr.	Wayne Hills, N.J. (Wayne Hills)
85	Marco Baeza	K	6-3	220	R-Jr.	Charlotte, N.C. (Charlotte Catholic)
85	Will Mallory	TE	6-5	230	Fr.	Jacksonville, Fla. (Providence School)
87	Michael Irvin II	TE	6-3	240	Jr.	Ft. Lauderdale, Fla. (St. Thomas Aquinas)
88	Brian Polendey	TE	6-6	245	So.	Denton, Texas (Guyer)
90	Tyreic Martin	DL	6-3	295	R-So.	Lanett, Ala. (Valley)
91	Jordan Miller	DL	6-4	325	Fr.	Jacksonville, Fla. (Sandalwood)
92	Alejandro Cardenas	K	5-10	190	R-Sr.	Miami Beach, Fla. (Fordham) (Immaculata-La Salle)
93	Pat Bethel	DL	6-3	285	Jr.	Vero Beach, Fla. (Vero Beach)
94	Tito Odenigbo	DL	6-3	300	R-Sr.	Centerville, Ohio (Illinois) (Centerville)
95	John O'Boyle	DL	6-2	252	R-Sr.	Scranton, Pa. (Fordham) (Scranton Prep)
96	Jonathan Ford	DL	6-5	300	So.	Ft. Lauderdale, Fla. (Dillard)
97	Jonathan Garvin	DL	6-4	250	So.	Lake Worth, Fla. (Lake Worth Community)
98	Suleman Burrows	K	5-9	170	Fr.	St. Louis, Mo. (John Burroughs School)
99	Joe Jackson	DL	6-5	265	Jr.	Homestead, Fla. (Gulliver Prep)



# 2018 DEPTH CHART - GAME 10 (GEORGIA TECH)

## OFFENSE

### QUARTERBACK

12 **Malik Rosier (6-1, 212, R-Sr.) -OR-**  
5 **N'Kosi Perry (6-4, 195, R-Fr.)**

### RUNNING BACK

24 **Travis Homer (5-11, 205, Jr.)**  
13 **DeeJay Dallas (5-10, 220, So.)**  
32 **Trayone Gray (6-2, 240, R-Sr.)**

### X-RECEIVER

81 **Darrell Langham (6-4, 235, R-Sr.) -OR-**  
8 **Dee Wiggins (6-3, 195, Fr.)**

### Z-RECEIVER

18 **Lawrence Cager (6-5, 220, R-Jr.)**  
7 **Brian Hightower (6-3, 210, Fr.)**

### SLOT RECEIVER

4 **Jeff Thomas (5-10, 180, So.)**  
3 **Mike Harley (5-9, 175, So.)**

### TIGHT END

9 **Brevin Jordan (6-3, 245, Fr.)**  
85 **Will Mallory (6-5, 230, Fr.)**

### LEFT TACKLE

78 **Tyree St. Louis (6-5, 315, Sr.)**  
72 **John Campbell, Jr. (6-5, 310, Fr.)**

### LEFT GUARD

77 **Jahair Jones (6-4, 316, R-Sr.)**  
62 **Hayden Mahoney (6-5, 305, R-Jr.)**

### CENTER

74 **Tyler Gauthier (6-5, 300, Sr.)**  
65 **Corey Gaynor (6-4, 305, So.)**

### RIGHT GUARD

55 **Navaughn Donaldson (6-6, 340, So.)**  
50 **Venzell Boulware (6-3, 306, R-Jr.)**

### RIGHT TACKLE

51 **DJ Scaife, Jr. (6-3, 300, Fr.)**  
75 **Zalon'tae Hillery (6-6, 304, R-Fr.)**

## DEFENSE

### DEFENSIVE END

97 **Jon Garvin (6-4, 250, So.)**  
31 **Demetrius Jackson (6-3, 260, R-Sr.)**

### DEFENSIVE TACKLE

9 **Gerald Willis III (6-4, 300, R-Sr.)**  
94 **Tito Odenigbo (6-3, 300, R-Sr.)**  
1 **Nesta Jade Silvera (6-2, 305, Fr.)**

### DEFENSIVE TACKLE

93 **Pat Bethel (6-3, 285, Jr.)**  
96 **Jonathan Ford (6-5, 300, So.)**

### DEFENSIVE END

99 **Joe Jackson (6-5, 265, Jr.)**  
19 **Scott Patchan (6-6, 255, R-Jr.)**

### STRIKER

30 **Romeo Finley (6-1, 215, Jr.)**  
25 **Derrick Smith (6-2, 230, So.)**

### STRONGSIDE LINEBACKER

53 **Zach McCloud (6-2, 235, Jr.)**  
30 **Romeo Finley (6-1, 215, Jr.)**

### MIDDLE LINEBACKER

55 **Shaq Quarterman (6-1, 235, Jr.)**  
35 **Mike Smith (6-1, 230, R-Sr.)**  
44 **Bradley Jennings, Jr. (6-1, 230, So.)**

### WEAKSIDE LINEBACKER

56 **Michael Pinckney (6-1, 220, Jr.)**  
35 **Mike Smith (6-1, 230, R-Sr.) -OR-**  
17 **Waymon Steed (5-11, 220, R-Fr.)**

### CORNERBACK

28 **Michael Jackson (6-1, 205, Sr.)**  
6 **Jhavonte Dean (6-2, 192, Sr.)**

### SAFETY

4 **Jaquan Johnson (5-11, 195, Sr.)**  
5 **Amari Carter (6-2, 200, So.)**

### SAFETY

22 **Sheldrick Redwine (6-1, 205, Sr.)**  
20 **Robert Knowles (6-1, 200, R-Jr.)**

### CORNERBACK

2 **Trajan Bandy (5-9, 188, So.)**  
8 **DJ Ivey (6-1, 194, Fr.)**

## SPECIAL TEAMS

### KICKOFFS/FIELD GOALS

21 **Bubba Baxa (6-0, 205, Fr.)**  
92 **Alejandro Cardenas (5-10, 190, R-Sr.)**  
45 **Camden Price (6-1, 170, Fr.)**

### PUNTER

43 **Jack Spicer (6-3, 220, R-Jr.) -OR-**  
16 **Zach Feagles (6-2, 220, So.)**

### LONG SNAPPER

39 **Jordan Butler (5-9, 205, Sr.)**  
59 **Sam York (6-1, 208, R-Sr.)**

### HOLDER

43 **Jack Spicer (6-3, 220, R-Jr.) -OR-**  
18 **Zach Feagles (6-1, 220, So.)**

### PUNT RETURNER

4 **Jeff Thomas (5-10, 180, So.) -OR-**  
13 **DeeJay Dallas (5-10, 220, So.)**

### KICK RETURNER

4 **Jeff Thomas (5-10, 180, So.) -OR-**  
24 **Travis Homer (5-11, 205, Jr.) -OR-**  
13 **DeeJay Dallas (5-10, 220, So.)**

## PRONUNCIATION GUIDE

#37	Colvin Alford	CALL-vin
#28	Crispian Atkins	KRISS-pee-in
#85	Marco Baeza	bye-EZZ-uh
#2	Trajan Bandy	TRAY-jinn
#50	Venzell Boulware	BULL-ware
#92	Alejandro Cardenas	kar-DAY-nuss
#6	Jhavonte Dean	juh-VONN-tay
#55	Navaughn Donaldson	nuh-VONN
#11	Marquez Ezzard	mar-KEZ EZZ-urd
#3	Gilbert Frierson	FRY-ur-sun
#74	Tyler Gauthier	GAW-thee-air
#44	Realus George, Jr.	REEL-uss
#32	Trayone Gray	TRAY-on
#57	Kai-Leon Herbert	rhymes with "bye"
#75	Zalon'tae Hillery	zuh-LAWN-tay
#4	Jaquan Johnson	juh-KWAN
#77	Jahair Jones	JAI-yare
#34	Elias Lugo-Fagundo	LOO-go fuh-GOON-doh
#79	Bar Milo	MY-low
#83	Evidence Njoku	nuh-JOKE-oo
#94	Tito Odenigbo	oh-DEN-ee-boh
#5	N'Kosi Perry	nuh-KOS-ee
#12	Malik Rosier	ROW-zhur
#17	Waymon Steed	WAYNE-min
#78	Tyree St. Louis	like the city