

## Louisville Basketball Quick Facts

Location	Louisville, Ky. 40292
Founded / Enrollment	1798 / 22,000
Nickname / Colors	Cardinals / Red & Black
Conference	Atlantic Coast
Home Court	KFC Yum! Center (22,090)
President	Dr. Neeli Bendapudi
Vice President/Director of Athletics	Vince Tyra
Head Coach	Chris Mack (Xavier '92)
UofL Record	31-17 (second year)
Overall Record	246-114 (11th year)
Assistant Coach	Luke Murray (Fairfield '07)
Assistant Coach	Mike Pegues (Delaware '00)
Assistant Coach	Dino Gaudio (Ohio U. '81)
Dir. of Basketball Operations	Kahil Fennell (Redlands '04)
All-Time Record	1,733-929 (106th yr.)
<i>(does not include 123-3 record vacated by NCAA)</i>	
All-Time NCAA Tournament Record	61-40
(39 Appearances, 8 Final Fours, 2 NCAA Titles - '80, '86)	
<b>Important Phone Numbers</b>	
Athletics Office	(502) 852-5732
Basketball Office	(502) 852-6651
Sports Information Office	(502) 852-6581
SID - Kenny Klein, cell	(502) 599-7865

### 2019-20 Schedule / Results #TEAM106

Date	Opponent	TV	Time (ET)	Result
<b>October</b>				
Tues. 29	BELLARMINE ~	ACCNX	W 75-65	
<b>November</b>				
Tues. 5	at Miami *	ACCN	W 87-74	
Sun. 10	YOUNGSTOWN STATE +	RSN	W 78-55	
Wed. 13	INDIANA STATE	ACCN	W 91-62	
Sun. 17	N. CAROLINA CENTRAL +	ACCN	W 87-58	
Wed. 20	USC UPSTATE +	ACCN	W 76-50	
Sun. 24	AKRON +	ACCN	W 82-76	
Fri. 29	Western Kentucky #	CBSSN/FB	W 71-54	
<b>December</b>				
Tues. 3	#4/5 MICHIGAN @	ESPN	W 58-43	
Fri. 6	PITTSBURGH *	ACCN	W 64-46	
Tues. 10	Texas Tech =	ESPN	L 57-70	
Sat. 14	EASTERN KENTUCKY	ACCN	W 99-67	
Wed. 18	MIAMI (OHIO)	ACCN	W 70-46	
Sat. 28	at #19/19 Kentucky	CBS	L 70-78/ot	
<b>January</b>				
Sat. 4	#18/20 FLORIDA STATE *	ESPN2	L 65-78	
Tues. 7	MIAMI *	ESPN2	7:01 pm	
Sat. 11	at Notre Dame *	ESPN	2:00 pm	
Tues. 14	at Pittsburgh *	ESPN/2/ACCN	7:00 pm	
Sat. 18	at Duke *	ESPN	6:00 pm	
Wed. 22	GEORGIA TECH *	RSN	7:00 pm	
Sat. 25	CLEMSON *	RSN	2:00 pm	
Wed. 29	at Boston College *	ACCN	9:00 pm	
<b>February</b>				
Sat. 1	at NC State *	ESPN/2/U	2:00 pm	
Wed. 5	WAKE FOREST *	ESPN2/U	9:00 pm	
Sat. 8	VIRGINIA *	ESPN2/U	4:00 pm	
Wed. 12	at Georgia Tech *	ACCN	8:00 pm	
Sat. 15	at Clemson *	ESPN/2/U/ACCN	4:00 pm	
Wed. 19	SYRACUSE *	ESPN	7:00 pm	
Sat. 22	NORTH CAROLINA *	ESPN/2	6/8 pm	
Mon. 24	at Florida State *	ESPN	7:00 pm	
<b>March</b>				
Sun. 1	VIRGINIA TECH *	ACCN	6:00 pm	
Sat. 7	at Virginia *	ESPN/2	4:00 pm	
Tues. 10-14	at ACC Tournament	TBA	TBA	
Sat. 14	(Greensboro Coliseum, Greensboro, N.C.)			
~ exhibition game				
* ACC game				
+ Global Sports Shootout, Louisville, KY				
# Bridgestone Arena, Nashville, Tenn.				
© Big 10/ACC Challenge, Louisville, KY				
= Jimmy V Classic, Madison Square Garden, NY, NY				



# LOUISVILLE BASKETBALL

TOUGH. TOGETHER. UNBREAKABLE.

1980, 1986 NCAA Champions □ 8 NCAA Final Fours □ 39 NCAA Tournament Appearances

Sports Information ♦ University of Louisville ♦ Louisville, KY 40292 ♦ www.GoCards.com  
Phone: (502) 852-6581 ♦ email: kenny@GoCards.com ♦ Twitter/Instagram: @LouisvilleMBB

## Louisville Cardinals (11-3, 2-1 ACC) vs. Miami Hurricanes (9-4, 1-2 ACC)



Tuesday, Jan. 7 ■ 7:01 p.m. ET ■ KFC Yum! Center ■ Louisville, Ky.

### PROBABLE STARTING LINEUPS

Louisville (11-3, 2-1 ACC)	Ht.	Wt.	Yr.	PPG	RPG	Hometown
F 24 Dwayne SUTTON	6-5	220	R-Sr.	8.9	8.5	Louisville, Ky.
F 33 Jordan NWORA	6-8	225	Jr.	21.0	7.4	Buffalo, N.Y.
C 23 Steven ENOCH	6-10	255	R-Sr.	11.5	6.9	Norwalk, Conn.
G 0 Fresh KIMBLE	6-0	185	Gr.	4.9	1.2	Philadelphia, Pa.
G 2 Darius PERRY	6-2	195	Jr.	5.7	2.1	Marietta, Ga.

Miami (9-4, 1-2 ACC)	Ht.	Wt.	Yr.	PPG	RPG	Hometown
F 21 Sam WAARDENBURG	6-10	216	R-Jr.	7.1	6.3	Auckland, New Zealand
C 14 Rodney MILLER, Jr.	7-0	255	R-Jr.	6.1	4.9	Laurelton, N.Y.
G 0 Chris LYKES	5-7	157	Jr.	15.3	1.7	Mitchellville, Md.
G 1 Dejan "DJ" VASILJEVIC	6-3	184	Jr.	14.6	3.9	Melbourne, Australia
G 23 Kameron MCGUSTY	6-5	192	R-Jr.	14.9	4.5	Katy, Texas

Head Coach: Jim Larrañaga (Providence '71) 184-101 in 9th year at Miami, 654-436 in 36th year overall.

Louisville plays its second straight at home in the KFC Yum! Center and its third straight home ACC game as the Cardinals face the Miami Hurricanes for the second time this season on Tuesday. Louisville (11-3, 2-1 ACC) lost its first ACC game and its first at home this season in falling 78-65 to Florida State on Saturday in its last outing. Jordan Nwora matched a career high with 32 points while adding 10 rebounds, marking his 12th career double-double and third this season. UofL allowed FSU to shoot 55.2 percent from the field, the best effort for a Cardinal opponent this year. The Hurricanes (9-4, 1-2 ACC) have won five of their last six games, but fell 95-62 to Duke in Miami in their last game on Jan. 4.

### GAME FACTS

**Site:** KFC Yum! Center/Crum Court, Louisville, Ky. (22,090) (154-25 in 10th year)  
**Television:** ESPN2 - Rece Davis, play-by-play; Jon Crispin, analyst; Brooke Weisbrod, reporter.  
**Radio:** WKRD (790 AM) Paul Rogers, play-by-play; Bob Valvano, analyst (Sirius channel 211, XM 193, Internet 955)  
**Series History:** UofL leads 12-4 (5-0 in Louisville, 6-4 in Coral Gables, 1-0 neutral)  
**Last Meeting:** UofL 87, Miami 74 (Nov. 5, 2019 in Coral Gables, Fla.)  
**UL National Ranking:** No. 11 USA Today, No. 13 Associated Press  
**Officials:** Brian Dorsey, Brent Hampton, Brian O'Connell  
**Next UofL Game:** Jan. 11 at Notre Dame, Notre Dame, Ind., 2:00 p.m. ET (ESPN)

### CARD FILE

■ **Jordan Nwora's** first basket against Florida State pushed him over the career 1,000-point scoring mark, becoming the 69th Louisville player to reach that milestone. His 294 points scored this year is the most by a UofL player through 14 games over the last 20 seasons. He leads the ACC in scoring (21.0 ppg, 19th in the nation). The preseason ACC Player of the Year, Nwora was a preseason All-America selection by AP and many others. His career-high matching 32 points vs. Florida State in his last game was his ninth game this year with 20 or more points and 22nd in the last two years.

■ Over the last seven games, **Steven Enoch** and **Malik Williams** have combined to average 20.0 points, 13.7 rebounds and shoot 54 percent from the field (53-of-98) while primarily splitting the center position (Enoch 12.1 ppg, 5.9 rpg, 21.7 minutes/game; Williams 7.9 ppg, 6.4 rpg, 17.8 mpg).

■ Louisville has started with at least an 11-3 record through 14 games for the ninth time in the last 10 years.

■ Louisville has a **48-16** record in its conference home games over the last eight years (.750). UofL has the fourth-most conference home wins in its six years in the ACC with a 33-13 ACC home record.

■ UofL is **14th in the nation** in field goal percentage defense (.372), 25th in scoring margin (+14.1) and 29th in scoring defense (61.2). UofL is 16th in the nation in defensive efficiency and 14th in offensive efficiency in KenPom rankings.

■ Louisville has made as many as nine three-pointers in a game on eight occasions this season, including three of the last six games (8 vs. Florida State in its last game).

■ **About Miami** — Louisville plays its second straight at home in the KFC Yum! Center as the Cardinals face the Miami Hurricanes for the second time this season on Tuesday. The Hurricanes (9-4, 1-2 ACC) have won five of their last six games, but fell 95-62 to Duke in Miami in their last game on Jan. 4.

Picked to finish ninth in the ACC in a preseason media poll, the Hurricanes lead the ACC and are 29th in the nation in three-point field goal percentage (.379, 102-of-269). Junior guard Chris Lykes (15.3 ppg, 2.8 apg), a preseason All-ACC second team selection, is one of three players averaging over 14 points per game (also Kameron McGusty, 14.9 ppg; DJ Vasiljevic, 14.6 ppg). Lykes is the second-leading returning scorer in the conference behind only Louisville's Jordan Nwora. Miami is No. 72 in the Sagarin Ratings, No. 85 in ESPN's College Basketball Power Index (BPI), No. 96 in the NET rankings and No. 89 by Ken Pomeroy through Jan. 5.

Louisville has a 12-4 series advantage over Miami, winning three of the last four matchups. In the opening game of this season, Louisville prevailed 87-74 at Miami on Nov. 5 in UofL's earliest season opener ever as five Cardinals scored in double figures. UofL shot well from all areas against the Hurricanes (.540 FG%, .474 3FG%, .714 FT%) and led by as many as 32 points in the second half. Louisville won last year's game in the KFC Yum! Center 90-73 (1-6-19) as UofL erased a 15-point first-half deficit.

■ **Cards Ranked No. 13** — Louisville has been among the top ten of the Associated Press poll on 296 occasions (nine of 10 polls this year) and has been ranked in the top five 134 times (eight this year). With Louisville's No. 3 national ranking in the Dec. 23 Associated Press poll, this is the first season in 53 years that the Cardinals remained in the AP Top 5 through the first eight polls (since the 1966-67 season). Louisville was ranked as the nation's top team in the AP poll for two weeks.

■ **Card Clips** -- Dwayne Sutton needs four rebounds for 500 at UofL ... Steven Enoch needs 18 points for 500 at UofL ... Louisville has an all-time record of 24-5 in games played on Jan 7, winning nine of its last 10 on that date ... The Cardinals gathered a season-high 19 offensive rebounds against Florida State while winning the rebounding battle 37-31. It was the most offensive rebounds for the Cards since grabbing 28 against Texas Southern on Dec. 10, 2016. Louisville has outrebounded its opponent in 11 of 14 games this season ... UofL tied a season high with five blocks against Florida State, the third game the Cardinals have swatted five shots. Louisville has blocked a shot in 315 of its last 317 games ... Lamarr "Fresh" Kimble made his first start for the Cardinals against Florida State and contributed six points, three assists, two rebounds and a steal while playing a season-high 30 minutes. In his previous game, Kimble scored 12 points at Kentucky, one shy of his season-high. He added four assists with no turnovers, his fifth occasion this season with four or more assists. He and Darius Perry combined for seven assists without a turnover against Kentucky ... Perry reached 400 points for his UofL career with six points against Florida State on a pair of three-pointers ... David Johnson played a career-high 19 minutes off the bench against Florida State and produced season highs in rebounds (6) and assists (3) ... Louisville's 9-of-20 (.450) free throw shooting at Kentucky was its lowest percentage with 20 or more attempts since the Cardinals made 15-of-35 free throws (.429) in a 101-80 loss at Cincinnati on Feb. 22, 2003. The Cardinals are fourth in the ACC in free throw percentage, connect-



Statistical Comparison		
	Miami	UofL
Record .....	9-4	11-3
Scoring Average.....	74.4	75.4
Points Allowed.....	73.1	61.2
Scoring Margin .....	+1.3	+14.1
FG Percentage.....	.463	.471
Opp. FG Percentage ...	.456	.372
3-Pt. Percentage .....	.379	.369
FT Percentage .....	.709	.718
Rebound Margin .....	-6.2	+7.4
Turnover Margin .....	+1.9	-1.3

**Series vs. Miami**

(Won 12, Last 4)

Date	UL	BC
Jan. 5, 1951 (A) .....	73	60
Dec. 29, 1952 (A) .....	84	74
Jan. 31, 1957 (A) .....	89	60
<b>Jan. 30, 1961 (A) .....</b>	<b>69</b>	<b>71</b>
Dec. 6, 1961 (H) .....	77	59
Dec. 28, 1965 (N)* (OT) .....	85	84
Dec. 31, 2005 (A)@ .....	58	43
Dec. 23, 2006 (H) .....	82	59
Feb. 3, 2015 (H) .....	63	55
Feb. 21, 2015 (H) .....	55	53
<b>Feb. 27, 2016 (A) .....</b>	<b>65</b>	<b>73</b>
Feb. 11, 2017 (H) .....	71	66
<b>Jan. 24, 2018 (A) (OT) .....</b>	<b>75</b>	<b>78</b>
Jan. 6, 2019 (H) .....	90	73
Nov. 5, 2019 (A) .....	87	74

\*Hurricane Classic (Miami Beach, FL)  
@Metro PSC Orange Bowl Classic (Miami, FL)

**Last Meeting vs. Miami**

Louisville 87, Miami 74  
November 5, 2019 -- Miami, Fla. (Watsco Center)

Louisville 87												
Player	min	FG	3FG	FT	Reb	Ast	TO	BL	ST	PF	TP	
Sutton	f 28	6-7	0-0	4-6	5	1	0	0	2	0	16	
Nwora	f 31	8-16	4-6	3-3	12	2	2	1	2	0	23	
Enoch	c 19	5-7	0-1	1-2	12	0	0	1	0	2	11	
Perry	g 26	1-6	0-3	0-0	3	4	2	0	0	3	2	
McMahon	g 24	6-10	4-7	0-0	0	2	0	0	2	1	16	
Kimble	g 20	2-5	0-1	2-2	0	3	3	1	2	2	6	
Williamson	24	6-9	1-1	0-1	5	1	3	0	0	4	13	
Igiehon	12	0-1	0-0	0-0	0	0	2	1	0	3	0	
Nickelberry	9	0-0	0-0	0-0	0	0	0	0	0	0	0	
Slazinski	7	0-2	0-0	0-0	1	1	0	0	0	2	0	
Team					2		1					
Totals	200	34-63	9-19	10-14	40	14	13	4	8	17	87	
Total FG%	1st H:	17-32 53.1%	2nd H:	17-31 54.8%	Game:	54.0%						
3-Pt. FG%	1st H:	4- 9 44.4%	2nd H:	5-10 50.0%	Game:	47.4%						
FThrow %	1st H:	7-10 70.0%	2nd H:	3- 4 75.0%	Game:	71.4%						

Miami 74												
Player	min	FG	3FG	FT	Reb	Ast	TO	BL	ST	PF	TP	
Waardenburg	f 22	1-3	0-0	0-0	4	1	1	2	0	1	2	
Miller	c 20	3-5	0-0	0-2	9	0	1	0	0	3	6	
Lykes	g 33	7-15	2-4	2-2	1	5	2	0	2	3	18	
Vasiljevic	g 33	6-10	4-7	0-0	4	3	0	0	0	0	16	
McGusty	g 24	5-13	2-5	0-0	2	1	2	0	1	2	12	
Wong	17	1-6	0-2	0-2	2	0	2	0	0	0	2	
Beverly	21	4-11	1-4	0-0	1	2	0	0	1	2	9	
Walker	18	3-6	1-2	2-4	5	0	1	0	0	2	9	
Gak	12	0-0	0-0	0-1	2	0	1	2	2	0	0	
Team					5							
Totals	200	30-69	10-24	4-11	35	12	10	4	6	13	74	
Total FG%	1st H:	12-34 35.3%	2nd H:	18-35 51.4%	Game:	43.5%						
3-Pt. FG%	1st H:	2- 8 25.0%	2nd H:	8-16 50.0%	Game:	41.7%						
FThrow %	1st H:	0- 0 0.0%	2nd H:	4-11 36.4%	Game:	36.4%						
<b>Score by Periods</b>	<b>1st</b>	<b>2nd</b>	<b>Total</b>	<b>Attendance: 7,576</b>								
Miami	26	48	74	<b>Ties: 1</b>								
Louisville	45	42	87	<b>Lead Changes: 3</b>								

ing on 72.2 percent from the line. UofL shot a school-record 77.7 percent from the free throw line in 2018-19 ... The Cardinals' Dec. 28 game at Kentucky was just the second overtime game played in the 53-game series. UofL has an all-time 81-48 overtime record. The Cardinals played four overtime games last season.

■ **Effective Center Combination** — Over the last seven games, **Steven Enoch** and **Malik Williams** have combined to average 20.0 points, 13.7 rebounds and shoot 54 percent from the field (53-of-98) while primarily splitting the bulk of the minutes at the center position for the Cardinals (Enoch 12.1 ppg, 5.9 rpg, 21.7 minutes/game in the last seven; Williams 7.9 ppg, 6.4 rpg, 17.8 mpg). Freshman Aidan Igiehon has also logged some minutes at center over the last seven games.

Enoch, who had 10 points and four rebounds in his last game against Florida State, has scored in double figures in nine of 14 games this season and on 26 occasions the last two years. A starter in every game this season at center, he is 14th in the ACC in rebounding (6.9 rpg) and 15th in blocked shots (1.0 bpg). He has produced three double-doubles this season.

Williams missed the first four games of the season after having a screw inserted into the fifth metatarsal in his right foot on Sept. 23, returning after eight weeks. He has scored nine or more points in five of the last six games. He has pulled down five or more rebounds in five of the last six games, including a season-high 11 rebounds in two games.

**2019-20 University of Miami Hurricanes Men's Basketball Roster**

No.	Name	Yr.	Ht.	Wt	Pos	Hometown / High School / Other
0	Chris Lykes	Jr.	5-7	157	G	Mitchellville, Md. / Gonzaga College HS (D.C.)
1	Dejan Vasiljevic	Sr.	6-3	184	G	Melbourne, Australia / Australian Institute of Sport
2	Isaiah Wong	Fr.	6-3	170	G	Piscataway, N.J. / Monsignor Bonner (Pa.)
3	Nysier Brooks	Sr.	6-11	240	C	Philadelphia, Pa. / Advanced Prep Intl. (Texas) / Cincinnati
4	Keith Stone	R-Sr.	6-8	244	F	Deerfield Beach, Fla. / Zion Lutheran / Florida
5	Harlond Beverly	Fr.	6-4	185	G	Detroit, Mich. / Montverde Academy (Fla.)
11	Anthony Walker	Fr.	6-9	210	F	Baltimore, Md. / Brewster Academy (N.H.)
13	Filippos Gkogkos	Fr.	6-3	190	G	Athens, Greece / Intl. School of Bucharest (Romania)
14	Rodney Miller, Jr.	R-Jr.	7-0	255	C	Laurelton, N.Y. / Oak Hill Academy (Va.)
15	Willie Herenton	Jr.	6-1	178	G	Lincolnshire, Ill. / Adlai Stevenson
21	Sam Waardenburg	R-Jr.	6-10	216	F	Auckland, New Zealand / Rangitoto College
22	Deng Gak	R-So.	6-10	211	F	Sydney, Australia / Blair Academy (N.J.)
23	Kameron McGusty	R-Jr.	6-5	192	G	Katy, Texas / Sunrise Christian Academy (Kan.) / Oklahoma

**Head Coach:** Jim Larrañaga **Assoc. Head Coach:** Chris Caputo **Asst. Coaches:** Adam Fisher, Bill Courtney

■ **Three 1,000-Point Scorers** -- Jordan Nwora became the Cardinals' 69th career 1,000-point scorer while matching a career-high 32 points against Florida State on Jan. 4. He gained the scoring total on a highly efficient 11-of-15 shooting from the field, including 5-of-6 from three-point range, while adding 5-of-7 free throws. He added 10 rebounds against the Seminoles for his 12th career double-double and third this season. It matched the 32 he scored against Boston College on Jan. 16, 2019. He scored 21 of his 32 points in the first half, tying his career-high for points in a half also done in the first half at Georgia Tech last season (1-19-19).

**Career 1,000 Point Scorers by School**

- 76 North Carolina
- 69 Louisville
- 67 Duke
- 67 Villanova
- 63 Notre Dame
- 62 Syracuse

In addition to Nwora, the Cardinals have two additional current players who have scored 1,000 points at the collegiate level. Dwayne Sutton scored his 1,000th collegiate point against Eastern Kentucky on Dec. 14, a total which also includes his freshman year at UNC Asheville (he has 618 points and 496 rebounds at UofL). Sutton, who has grabbed 758 career rebounds at the two schools, needs four rebounds for 500 at UofL. Fresh Kimble, who is 18th in the ACC in assists (3.0 per game), scored his 1,000 collegiate point against Pitt on Dec. 6 (69 points at Louisville, 958 at St. Joseph's). Kimble handed out his 300th assist against Eastern Kentucky on Dec. 14 for his combined career total. Louisville is second in the nation with 69 career 1,000 point scorers.

■ **On Today's Ticket** -- To honor the Cardinals' tradition and great players throughout its history, UofL's season tickets this year feature a different individual each game. The Jan. 7 ticket features DeJuan Wheat. Wheat was the first player in NCAA Division I history with career totals of at least 2,000 points, 450 assists, 300 three-point goals and 200 steals. He completed his career with 2,183 points (second all-time at UofL), 498 assists (5th), 323 three pointers (2nd) and 204 steals (8th). One of 12 finalists for the 1997 Naismith Player of the Year Award and a third-team All-America selection by Basketball Times, he was runner-up as the 1997 Conference USA Player of the Year. Wheat started a school-record 136 consecutive games, opening every game for UofL since his freshman season and finished his career as UofL's all-time leader in minutes played (4,560). He had 109 career double figure scoring efforts. In 1994, he was honored as the Freshman of the Year in the Metro Conference and the national Newcomer of the Year by Basketball Times. He helped the Cardinals post a combined 95-41 record and four NCAA Tournament appearances, including reaching the Sweet 16 and Elite Eight in his last two years. His No. 32 is one of 20 honored jerseys recognized on a banner in the KFC Yum! Center and he was inducted into the UofL Athletics Hall of Fame in 2014.

■ **UofL Unveiled Final Four MOP Banner Dec. 3** -- Louisville unveiled a new banner in the KFC Yum! Center recognizing its three NCAA Final Four Most Outstanding Player honorees at halftime of its Dec. 3 men's basketball game against Michigan. Former Cardinal greats **Darrell Griffith** (1980), **Pervis Ellison** (1986) and **Luke Hancock** (2013) now have their names celebrated on a new banner hung in the southeast rafters of the Cardinals' home arena, where additional individual honors are displayed to highlight the outstanding UofL Basketball tradition. Griffith and Ellison both have their numbers retired at UofL and have banners already in place with their images.

**Griffith** capped his senior season by leading Louisville to its first NCAA Championship. "Dr. Dunkenstein's" 57 combined points in the two games is the second-most scored in the Final Four by an individual in the last 41 years. In addition to earning the Most Outstanding Player honor, he received the 1980 John Wooden Award that season as the college basketball player of the year.

**Ellison** earned the Most Outstanding Player honor at the 1986 NCAA Final Four, just the second time a freshman had obtained the honor and the first since 1944. "Never Nervous Pervis" produced double-doubles in both games, including leading the Cardinals with 25 points, 11 rebounds and two blocked shots (10-of-14 FG) as UofL beat top-ranked Duke in the championship game.

**Hancock** was honored as the Most Outstanding Player of the 2013 NCAA Final Four, the first non-starter to earn the honor in the event's history. He connected on a Final Four record tying 8-of-10 three-pointers in the two games. In the national title game against Michigan, he totaled 22 points, hitting all five of his three-point attempts, a Final Four record for three-point percentage.

■ **Cards Won 30th Regular Season Tournament Title** — Louisville won its 30th regular season tournament championship when the Cardinals swept the five-team, round-robin 2019 Global Sports Shootout.

■ **Conference Success at Home** — Louisville has protected its home court well in conference competition in recent years. The Cardinals have a 48-16 record in its conference home games over the last eight years (.750). UofL has produced an 8-1 home record in league play in three of the last eight years (1-1 this year, 6-3 last season). In ACC home games over the last six years, Louisville's 33 wins (33-13 record) is fourth-best in the league behind Virginia (39), Duke (36) and North Carolina (34) through Jan. 4. In road games, UofL is fourth with 23 ACC wins in its six years (23-23 ACC road record).

**Louisville Home Conference Record, Last Eight Years**

	Record	Conference
2019-20	.... 1-1	ACC
2018-19	.... 5-3	ACC
2017-18	.... 5-4	ACC
2016-17	.... 8-1	ACC
2015-16	.... 8-1	ACC
2014-15	.... 6-3	ACC
2013-14	.... 7-2	American
2012-13	.... 8-1	<u>Big East</u>
	48-16, .750	


■ **High Scoring for Nwora** — Louisville forward Jordan Nwora is off to an impressive start scoring this season. He has led the Cardinals in scoring 13 of 14 games. He leads the ACC and is 20th nationally in scoring, averaging 21.0 points per game. His 294 points scored in his first 14 games this season is the most scored by any Louisville player in the last 20 years. Nwora has scored at least 14 points in 13 of 14 games this season, including nine games scoring 20 or more points. He is the second-highest rated player in the nation in the KenPom Player of the Year standings through games of Jan. 4. Nwora matched a career-high with 32 points against Florida State in his last game, adding 10 rebounds for his 12th career double-double.

Nwora became the Cardinals' 69th career 1,000-point scorer against Florida State and is the 39th player to score 1,000 points in his first three seasons at UofL.

**Most Points in 1st 14 Games, Last 20 Years**

Points	Name	Year
294	Jordan Nwora	2019-20
280	Russ Smith	2012-13
280	Reece Gaines	2001-02
272	Marques Maybin	2000-01
254	Reece Gaines	2002-03
251	Jordan Nwora	2018-19
247	Damion Lee	2015-16

■ **Briefly** — Louisville has a 36-13 record during the month of January over the last five years (.735) entering Tuesday's game against Miami ... The Cardinals limited Michigan to 18 first-half points, the fewest in a half for a UofL opponent since Pitt scored 18 in the second half of a 66-51 UofL win last year (1/26/19) ... The last day of classes for the 2019 UofL fall semester was Dec. 2 and final exams concluded on Dec. 10. Classes resumed for the 2020 spring semester on Jan. 6.



■ **New Court Design** -- A new design was created this season for Denny Crum Court in the KFC Yum! Center, featuring UofL's vintage "Dunking Cardinal" logo from the 1980's at midcourt, while the baselines pay homage to both Freedom Hall and the city of Louisville. The mid-court mark was refined around the facial feathers, eyes and beak to more closely align with Louisville's primary brand mark, it's Cardinal Bird Head logo. The baseline "LOUISVILLE" block letter font pays homage to the iconic scorer's table signage at Freedom Hall, while the tone-on-tone fleur de lis that appear in the corners of each baseline offers tribute to the city of Louisville flag.

## 2019-20 University of Louisville Cardinals Men's Basketball Roster

No.	Name	Pos.	Ht.	Wt.	Yr.	Exp.	Hometown (Previous School)
0	Lamarr "Fresh" Kimble	G	6-0	185	Gr.	Tr.	Philadelphia, Pa. (St. Joseph's University)
1	Keith Oddo	G	6-1	180	Gr.	Wk.	Roanoke, Va. (Univ. of Richmond)
2	Darius Perry	G	6-2	195	Jr.	2L	Marietta, Ga. (Wheeler HS)
3	Jae'Lyn Withers *	F	6-8	215	Fr.	HS	Charlotte, N.C. (Cleveland (OH) Heights HS)
4	Grant Williams	G	5-11	165	Jr.	Wk.	Crestwood, Ky. (South Oldham HS)
5	Malik Williams	F/C	6-11	245	Jr.	2L	Ft. Wayne, Ind. (Snider HS)
10	Samuell Williamson	G/F	6-7	200	Fr.	HS	Rockwall, Texas (Rockwall HS)
11	Quinn Slazinski	F	6-8	215	Fr.	HS	Houston, Texas (Huntington Prep/W.Va.)
12	Hogan Orbaugh	F	6-8	240	Fr.	Wk.	Zionsville, Ind. (Zionsville HS)
13	David Johnson	G	6-5	210	Fr.	HS	Louisville, Ky. (Trinity HS)
20	Josh Nickelberry	G	6-4	200	Fr.	HS	Fayetteville, N.C. (Northwood Temple Acad.)
22	Aidan Igiehon	F	6-10	240	Fr.	HS	Dublin, Ireland (Lawrence Woodmere Acad.)
23	Steven Enoch	C	6-10	255	R-Sr.	1L	Norwalk, Conn. (University of Connecticut)
24	Dwayne Sutton	F	6-5	220	R-Sr.	2L	Louisville, Ky. (UNC Asheville)
30	Ryan McMahan	G	6-0	185	R-Sr.	3L	Sarasota, Fla. (Cardinal Mooney HS)
33	Jordan Nwora	F	6-8	225	Jr.	2L	Buffalo, N.Y. (Vermont Academy)

**Pronunciation Guide:** Igiehon (ee-GYAY-hawn), Enoch (EE-knock), Nwora (WOR-uh; silent N), Oddo (AW-doe), Slazinski (sluh-ZIN-ski) \*will redshirt the 2019-20 season.

■ **Cards Sixth All-Time in the Polls** — Louisville is one of only five schools to be ranked in the AP Top 25 poll at least once during each of the past 17 seasons, excluding preseason polls (*others:* Duke, Gonzaga, Kansas, North Carolina). Louisville has been ranked in the Associated Press poll on 643 occasions, sixth most all-time. UofL has been among the top ten on 296 occasions (nine times this year), including 11 times in the 2016-17 season. Until the first three polls of 2014-15, the last time UofL had not been in the poll was March 5, 2012 -- a year in which UofL advanced to the Final Four. UofL has been ranked among the nation's top 16 in the preseason poll six of the last nine years (5th this year, unranked last year, 16th in 2017-18, 13th in '16-17, unranked in '15-16, eighth in '14-15, third in '13-14, second in '12-13, ninth in '11-12).

■ **Cards Chosen Third in ACC Preseason Poll** — UofL was picked to finish third in the Atlantic Coast Conference in 2019-20 in a preseason media poll with Duke as the league favorite for the third straight year. UofL forward Jordan Nwora was honored as the preseason Player of the Year while North Carolina freshman guard Cole Anthony was chosen the ACC Preseason Rookie of the Year. Louisville finished tied for sixth last season, tied for ninth in 2017-18, tied for second in 2016-17 and was fourth in each of its first two years in the ACC. The 2019 ACC Tournament will be played March 10-14 at Greensboro (N.C.) Coliseum.

■ **Perry Dropping Dimes** -- Darius Perry is ninth in the ACC in assists (4.1 per game) and his 2.07 assists/turnovers ratio is ninth in the ACC. Against Youngstown State, he produced his first career double-double with 10 points and a career-high 12 assists and only one turnover, while also grabbing a career-high tying five rebounds. It was the first point-assists double-double by a Louisville player in five years. Perry had 50 assists with 40 turnovers for the 2018-19 season, and has 58 assists already this year with 28 turnovers. He has handed out five or more assists in five games this season. Perry and Fresh Kimble (3.0 assists per game, 18th in the ACC) combined for 14 assists with one turnover against USC Upstate.

### Cardinals on Social Media

	Twitter	Instagram
Chris Mack	@CoachChrisMack	
Steven Enoch	@StevenEnoch	@stevenenoch
Aidan Igiehon	@aidanigiehon	@aidanigiehon
David Johnson	@davidjohnson13	@davidjohnson13
Lamarr Kimble	@freshkimble	@freshkimble
Ryan McMahan	@RyanMcMahon	@ryanmcmahan
Josh Nickelberry	@joshnickelberry	@joshnickelberry
Jordan Nwora	@JordanNwora	@jordannwora
Keith Oddo	@keithoddo	@keithoddo
Hogan Orbaugh	@hoganorbaugh	@hoganorbaugh
Darius Perry	@dariusperry	@_dariusgreat
Quinn Slazinski	@QuinnSlazinski	@quinnslazinski
Dwayne Sutton	@DwayneSutton	@dwaynesutton
Grant Williams		@grantwilliams.4
Malik Williams	@leek_willi	@leek_willi
Samuell Williamson	@SamuellW	@samuellW
Jae'Lyn Withers	@jaelynwithers	@jaelynwithers

### 2019-20 ACC Preseason Media Poll

- |                      |                    |
|----------------------|--------------------|
| 1. Duke              | 9. Miami           |
| 2. North Carolina    | 10. Pittsburgh     |
| 3. <b>Louisville</b> | 11. Clemson        |
| 4. Virginia          | 12. Georgia Tech   |
| 5. Florida State     | 13. Boston College |
| 6. NC State          | 14. Virginia Tech  |
| 7. Notre Dame        | 15. Wake Forest    |
| 8. Syracuse          |                    |

## '19-20 NATIONAL RANKINGS

Associated Press (Jan. 6)	USA Today (Jan. 6)
1 Gonzaga	1 Gonzaga
2 Duke	2 Duke
3 Kansas	3 Kansas
4 Baylor	4 Baylor
5 Auburn	5 Auburn
6 Butler	6 Butler
7 San Diego State	7 San Diego State
8 Michigan State	8 Michigan State
9 Oregon	9 Oregon
10 Florida State	10 Florida State
11 Ohio State	11 <b>Louisville</b>
12 Maryland	12 Ohio State
13 <b>Louisville</b>	13 Kentucky
14 Kentucky	14 Maryland
15 Dayton	15 Dayton
16 Villanova	16 Villanova
17 West Virginia	17 West Virginia
18 Virginia	18 Virginia
19 Michigan	19 Michigan
20 Penn State	20 Penn State
21 Memphis	21 Texas Tech
22 Texas Tech	22 Memphis
23 Wichita State	23 Wichita State
24 Arizona	24 Arizona
25 Colorado	25 Seton Hall

### Louisville in the Polls

Date	AP	USAT	Date	AP	USAT
preseason	5	5	Dec. 9	1	1
Nov. 11	4	5	Dec. 16	3	5
Nov. 18	2	2	Dec. 23	3	4
Nov. 25	2	2	Dec. 30	7	8
Dec. 2	1	1	Jan. 6	13	11

■ **Third Time as AP No. 1** — Louisville's No. 1 ranking in the Dec. 2 and 9 Associated Press polls were just its third and fourth times ever ranked as the No.1 team in the nation in the AP poll. The other two were March 16, 2009 in the final AP poll of the season; and Jan. 14, 2013. UofL entered the NCAA Tournament as the overall No. 1 seed in both of those previous years as AP No. 1. UofL has been ranked as the No.1 team in the nation in the coaches poll on five occasions, including twice this year. The other three were in the 1986-87 preseason UPI coaches poll; in the ESPN/USA Today poll on March 15, 2009; and in the final USA Today coaches poll of 2012-13 on April 8, 2013.

Three of Louisville's last four coaches have guided the Cards to as high as No. 2 in the AP poll in less than two seasons with the Cardinals.

Name	Date reaching No.	# of AP Polls
Chris Mack	Nov. 18 of 2nd season	23rd
Rick Pitino	Feb. 10 of 2nd season	32nd
Denny Crum	Feb. 28 of 1st season	14th

■ **Guide Online** — The 2019-20 UofL Men's Basketball guide is available in an online or pdf form with the code to the right, or at this link: <https://uofl.me/2fy51r>



■ **Cardinal Spurts** — Through its 14 games this season, Louisville has produced 28 runs of 8-0 or better, including a first-half 8-0 run against Florida State in its last game. The Cardinals had a season-best 17-0 run both at Miami and vs. Miami (Ohio). UofL has forced its opponents into 37 scoring droughts of three minutes or more, including stretches of 6:57 and 6:31 vs. Miami (Ohio) three games ago, and that 6:57 stretch was the Cards' longest defensive scoreless stretch of the year.

■ **Sutton A Warrior** -- Dwayne Sutton is sixth in the ACC in rebounding (8.5) and third in offensive rebounding (3.1). He produced his eighth career double-double and third of the season with 14 points and 10 rebounds at Kentucky. He is 50th in the nation in effective field goal percentage by KenPom. He has 26 career double-figure scoring efforts with the Cards (seven this year). He has pulled down double-digit rebounds on six occasions this season, including matching a career-high 15 twice: vs. Miami (Ohio) on Dec. 18 and against USC Upstate on Nov. 20. Sutton scored his 1,000th collegiate point against Eastern Kentucky on Dec. 14 and has grabbed 758 career rebounds, including his freshman year at UNC Asheville (he has 618 points and 496 rebounds at UofL). Sutton's career-high 15 rebounds were the most by a Cardinal since Ray Spalding pulled down 16 against Grand Canyon on Dec. 23, 2017. He followed that effort with 14 rebounds and 10 points against Akron. His 29 rebounds in those two games combined were the most for a Cardinal since Chinanu Onuaku grabbed as many in a pair of games on Jan. 3 and 7, 2016. Sutton is 15th in the ACC in minutes played (32.1).

■ **McMahon a Long Range Weapon** -- With an impressive three-point percentage of .427, McMahon has made at least three 3-pointers in six games this season. He has improved his scoring average from a year ago (8.9 ppg; 7.2 ppg in 2018-19) and his defense has improved dramatically. McMahon passed 600 career points at UofL with seven points and a team-high six assists against Eastern Kentucky on Dec. 14. He has 21 career double-figure scoring outings (618 points now). He has 146 career three-point goals, 23 short of the career top ten at UofL. His .384 career three-point percentage (146-of-380) ranks ninth at Louisville. His .906 career free throw percentage (114-of-126) is the best ever at UofL. McMahon tied a career-high with five 3-pointers against USC Upstate, finishing with 15 points. He scored 11 points three games ago against Miami (Ohio), his sixth double-figure scoring effort of the season and 21st of his career. He has made 1-of-8 threes in his last two games.

■ **Card Clips** -- Fresh Kimble, who is 18th in the ACC in assists (3.0 per game), scored his 1,000 collegiate point against Pitt on Dec. 6 (69 points at Louisville, 958 at St. Joseph's). He handed out his 300th assist against Eastern Kentucky on Dec. 14 for his combined career total. He had 12 points, four assists and two steals at Kentucky ... With the Cardinals' women's basketball team ranked No. 7 in the Dec. 30 AP poll, UofL is one of three with both its men's and women's teams in the top ten (also Oregon, Baylor) and one of 10 with both in the Top 25 ... The Cardinals have been ranked in the top five of the AP poll on 132 occasions, including the first eight weeks this year ... Jordan Nwora has been the top scorer for the Cardinals in 13 of 14 games this season ... Louisville has had at least four players in double figures in seven of its 14 games this year ... UofL has allowed 25 points or less in eight halves on the season ... Louisville's 64-46 victory over Pitt in its first ACC home game of the season was its 160th straight victory when holding the opposition under 50 points ... Louisville missed three or fewer of its free throws as a team in five games this season. The Cardinals are fourth in the ACC in free throw percentage, connecting on 71.8 percent from the line. UofL shot a school-record 77.7 percent from the free throw line in 2018-19 ... A total of 85 players from ACC schools were on NBA opening night rosters, by far the most of any conference ... Louisville won its first nine games of the season for the ninth occasion in school history before falling to Texas Tech on Dec. 10 ... UofL started the same five players in the first ... 13 games of the season before making an alteration ... Louisville made its first public appearance on Sept. 27 at "Louisville Live," an outdoor event at Fourth Street Live! in downtown Louisville with team activities on a portable court on the covered area of the street with over 8,000 fans surrounding the court UofL is No. 28 in the Sagarin Ratings, No. 11 in ESPN's College Basketball Power Index (BPI), No. 18 in the NET rankings and No. 6 by Ken Pomeroy through Jan. 5.

■ **Radio Poder Will Broadcast Six** — Six UofL home men's basketball games will be broadcast this season in Spanish on Radio Poder (Radio Poder (pronounced po-DARE; 1570 AM/101.9 FM). Two games remain, including Jan. 7 vs. Miami and Jan. 25 vs. Clemson. Carlos Lucio and Elvis Martinez call the action for the broadcasts in UofL's effort to reach out to the Hispanic community for the last 14 years. All of UofL's home football games over the last 14 years have also been broadcast in Spanish.

■ **Tickets Available** — UofL men's basketball tickets for games in the KFC Yum! Center this season are available in a special group of three ACC home games. Fans can choose any of three remaining ACC home games for \$225 for lower level seats, \$180 for the upper level mezzanine and \$99 for the remaining upper level seats that are available. The cost-saving ticket groups may be requested through the "3-GAME ACC PLAN" link at GoCards.com/mbbtickets. Tickets may also be purchased in person at the UofL Ticket Office, located near Gate 2 of Cardinal Stadium at 2800 South Floyd Street. The ticket office is open weekdays from 9 a.m. until 5 p.m.

Single-game tickets are also available now for all of the Cardinals' remaining home games in the KFC Yum! Center. Cardinal fans may purchase tickets by visiting Ticketmaster online at Ticketmaster.com, calling 1-800-745-3000 or by visiting any Ticketmaster Ticket Center, including the KFC Yum! Center. Convenience fees are applied with Ticketmaster orders. The direct link to purchase tickets through Ticketmaster is here: <https://uofl.me/203TfKK>

■ **Staunch Defense** -- Louisville is 17th in the nation in defensive efficiency by KenPom through games of Jan. 4. Three games ago, the Cardinals held Miami(Ohio) to just six points over the final nine minutes of the game. In its second ACC game, UofL allowed Pitt to score just four points over the final 9:11 of the game. The Cardinals have held their opponent below 36 percent shooting from the field in 13 of 28 halves this year, limiting opponents to a 37.2 percent accuracy on the season, 14th in the nation. Louisville is 37th in the nation in defensive rebounding, averaging 28.6 boards on the defensive end of the floor. UofL limited its opponent to under 40 percent accuracy for a half on 32 occasions in 2018-19. UofL was 25th in the nation in adjusted defensive efficiency last year.

■ **Hot Shooting** -- Louisville produced many impressive shooting performances this year, topping 50 percent accuracy from the field in six games. The Cardinals are fourth in the ACC and are 49th in the nation in field goal percentage (.471) and are third in the ACC in three-point percentage (.369). The Cardinals are fourth in the ACC in free throw percentage (.718). Louisville is 13th in the nation in adjusted offensive efficiency by Kenpom.com. UofL shot 66.7 percent from the field (30-of-45) against North Carolina Central earlier this season, its best since making 70 percent of its field goals vs. No. 16 Tulane on Feb. 27, 1993. The Cardinals shot 63 percent from the field in both halves against Eastern Kentucky on Dec. 14.

#### Louisville Career Double-Doubles

##### Jordan Nwora (12)

Florida State (H)	1/4/20	32 pts., 10 reb.
Michigan (H)	12/3/19	22 pts., 12 reb.
Miami (A)	11/5/19	23 pts., 12 reb.
Minnesota (N)	3/21/19	10 pts., 11 reb.
Notre Dame (H)	3/3/19	20 pts., 11 reb.
Boston College (A)	2/27/19	13 pts., 12 reb.
Duke (H)	2/12/19	23 pts., 12 reb.
Boston College (H)	1/16/19	32 pts., 10 reb.
Robert Morris (H)	12/21/18	19 pts., 13 reb.
Kent State (H)	12/15/18	13 pts., 10 reb.
Indiana (A)	12/8/18	24 pts., 14 reb.
Tennessee (N)	11/21/18	23 pts., 10 reb.

##### Dwayne Sutton (8)

Kentucky (A)	12/28/19	14 pts., 10 reb.
Akron (H)	11/24/19	10 pts., 14 reb.
Indiana State (H)	11/13/19	14 pts., 10 reb.
Wake Forest (A)	1/30/19	17 pts., 10 reb.
Boston College (H)	1/16/19	14 pts., 10 reb.
North Carolina (A)	1/12/19	17 pts., 10 reb.
Pittsburgh (A)	1/9/19	12 pts., 11 reb.
Virginia Tech (A)	2/24/18	17 pts., 11 reb.

##### Steven Enoch (5)

Michigan (H)	12/3/19	13 pts., 10 reb.
Youngstown State (H)	11/10/19	17 pts., 14 reb.
Miami (A)	11/5/19	11 pts., 12 reb.
Pittsburgh (H)	1/26/19	12 pts., 11 reb.
North Carolina (A)	1/12/19	17 pts., 11 reb.

##### Malik Williams (4)

Pittsburgh (H)	12/6/19	13 pts., 11 reb.
Notre Dame (H)	3/3/19	16 pts., 13 reb.
Miami (H)	1/6/19	19 pts., 11 reb.
Lipscomb (H)	12/12/18	10 pts., 13 reb.

##### Darius Perry (1)

Youngstown State (H)	11/10/19	10 pts., 12 asst.
----------------------	----------	-------------------

■ **Overall Athletics Success** -- UofL teams have experienced considerable success this year. Louisville and Michigan are the only two programs to have collectively reached the postseason this fall in football, men's soccer, women's soccer, field hockey and volleyball. UofL is seventh in the nation in the Learfield IMG College Director's Cup Division I fall standings. The Cardinals are one of eight ACC schools in the top 20 schools in the Director's Cup standings, five more than the next best conference. This is the first time in UofL history that football, men's soccer, women's soccer and field hockey have all participated in postseason competition in the same year. The Cardinals' football team was one of the most improved in the nation, rising to an 8-5 record to date after finishing 2-10 a year ago. Louisville beat Mississippi State 38-28 in the Music City Bowl on Dec. 30. The UofL field hockey team, ranked sixth in the nation, won its first-ever NCAA Tournament game this year before falling in the national quarterfinals. The Cardinals' women's soccer teams reached the NCAA second round and its men's soccer team advanced to the final 16 teams. UofL's volleyball team (22-10) advanced to the final eight teams of the NCAA championship, upsetting No. 2 Texas along the way. Louisville's women's basketball team is 13-1 and ranked among the nation's top ten teams. The Cards' swimming teams are off to terrific starts with the men (13th in the nation) and women's (11th) squads both highly ranked. Through the fall, UofL's men's golf team is ranked 15th in the nation while the women's golf team is among the top 40.

■ **Challenging Schedule** — UofL will play 12 games this season against teams ranked among the nation's Top 25 or those receiving votes in the preseason Associated Press poll, including six games among teams in the top 13 (No. 2 Kentucky, 4 Duke, 9 North Carolina, 11 Virginia twice and 13 Texas Tech; UofL opponents which received votes: Florida State, Notre Dame, Syracuse, NC State, Michigan. Louisville's strength of schedule was fourth in the nation by the final NCAA's NET rankings last season. Louisville played eight games against teams ranked among the Top 10 teams in the final AP poll. UofL faced nine teams that reached the 2019 NCAA Sweet 16.

■ **Card File** — Louisville has held a rebounding advantage in 11 of its 14 games this season and have a +7.4 rebounding margin on the season (3rd ACC, 26th in the nation), including six occasions winning the rebound battle by double digits. The Cardinals had a 37-31 edged on the boards in its last game against Florida State. UofL doubled up Indiana State on the boards on Nov. 13 (42-21). UofL outrebounded 24 opponents in 2018-19 (17-7 record in those games), including 14 by a margin of nine or more.

Louisville has blocked a shot in 315 of its last 317 games. Steven Enoch is 15th in the ACC in blocked shots this season (1.0 per game). Malik Williams blocked a shot in 26 of 34 games as a sophomore and led Louisville in blocks with 41 (1.2 average, 11th in the ACC).

Dwayne Sutton was listed second in a preseason group of 2019-20 "Glue Guys" by NCAA.com ... Fresh Kimble was noted as one of the top ten transfers in the nation by ESPN prior to the season ... Samuel Williamson is the 28th McDonald's All-America selection who signed with UofL.

■ **Success vs. Top 25 Foes** -- Louisville has won 43 of its last 93 against AP ranked opponents, falling to No. 18 Florida State on Jan. 4 in its last Top 25 matchup. UofL has a 60-63 record against Top 25 teams over the last 12 years (1-2 this year, 4-8 last year). UofL has been victorious nine of the last 28 times it has faced an AP top-five foe. UofL has won 22 of its last 53 games when facing Top 10 teams, spanning the last 12 years. Winning at No. 12 North Carolina on Jan. 12 last year marked UofL's first road victory over a Top 15 team since winning 58-57 at No. 7 Cincinnati on Feb. 22, 2014.

■ **Comeback Cards** — UofL recovered from a 12-point first-half deficit to win against Boston College on Jan. 16, 2019. Over the last nine seasons, UofL has recovered from nine or more points down to win on 31 occasions, including three occasions last season and five during the 2017-18 season. UofL recovered from a 15-point first-half deficit to win its ACC opener against Miami. It was the largest deficit overcome in victory since the Cardinals came back from a 17-point deficit to win at No. 23 Florida State (1-10-18). Louisville fought back from a 12-point first-half deficit at Seton Hall and trailed by nine in the second half.

■ **Notre Dame Awaits Next** — Louisville plays its first of three straight ACC games on the road as the Cardinals visit Notre Dame, Ind. to face the Notre Dame Fighting Irish on Saturday, Jan. 11 at 2 p.m. ET (ESPN). The Fighting Irish (10-4, 1-2 ACC) have won their last two games, including an 88-87 victory at Syracuse on Jan. 4 in their last game. Notre Dame will play at NC State on Jan. 8 prior to facing the Cardinals. Louisville has a 24-15 series advantage over Notre Dame, winning the last four matchups. Louisville won last year's two matchups: 75-61 in the KFC Yum! Center in the final home game of the season (3-3-19) as Jordan Nwora (20 points, 11 rebounds) and Malik Williams (16 points, 13 rebounds) both posted double-doubles for UofL; and 75-63 in the ACC Tournament quarterfinals played in Charlotte, N.C. as Nwora led the Cardinals with 24 points. Notre Dame is No. 53 in the Sagarin Ratings, No. 56 in ESPN's College Basketball Power Index (BPI), No. 79 in the NET rankings and No. 61 by Ken Pomeroy through Jan. 5.

**ATLANTIC COAST CONFERENCE**

(Standings through Jan. 6)

School	ACC	Overall	Streak
Duke.....	3-0	13-1	W 7
Virginia.....	3-0	11-2	W 2
Florida State.....	3-1	13-2	W 6
<b>Louisville.....</b>	<b>2-1</b>	<b>11-3</b>	<b>L 2</b>
Boston College.....	2-1	8-6	L 1
Georgia Tech.....	2-2	7-7	W 1
NC State.....	1-2	10-4	L 1
Notre Dame.....	1-2	10-4	W 2
Pittsburgh.....	1-2	10-4	L 1
Virginia Tech.....	1-2	10-4	L 1
Miami.....	1-2	9-4	L 1
North Carolina.....	1-2	8-6	L 1
Syracuse.....	1-2	8-6	L 1
Wake Forest.....	1-2	8-5	W 3
Clemson.....	1-3	7-7	W 1

**Upcoming ACC Games**



**Tuesday, January 7**

Virginia at Boston College - ACCN.....	7 PM
Miami at Louisville - ESPN2.....	7 PM
Virginia Tech at Syracuse - ACCN.....	9 PM

**Wednesday, January 8**

Pitt at North Carolina - ACCN.....	7 PM
Notre Dame at NC State - ESPN2.....	7 PM
Florida State at Wake Forest - RSN.....	7:30 PM
Duke at Georgia Tech - ACCN.....	9 PM

**Saturday, January 11**

Louisville at Notre Dame - ESPN.....	2 PM
NC State at Virginia Tech - RSN.....	2 PM
Syracuse at Virginia - ESPN/2.....	4 PM
Clemson at North Carolina - RSN.....	4:30 PM
Georgia Tech at Boston College - ACCN.....	6 PM
Wake Forest at Duke - ACCN.....	8 PM

**Louisville in ACC Statistics (through Jan. 5)**

Team Statistics	All	Rank	ACC Rank
Scoring Offense.....	75.4	5	72.0 7
Scoring Defense.....	61.2	3	66.0 5
Scoring Margin.....	+14.1	2	+6.0 5
FT Percentage.....	.718	4	.684 12
FG Percentage.....	.471	4	.466 4
FG Pct. Defense.....	.372	2	.456 12
3-Pt. Percentage.....	.369	3	.438 1
3-Pt. Percentage Defense.....	.291	2	.407 12
Rebounding Margin.....	+7.4	3	+5.0 4
Blocked Shots.....	2.7	14	3.7 6
Assists.....	14.8	5	14.3 5
Steals.....	4.9	15	5.3 12
Turnover Margin.....	-1.3	13	-2.3 11
Assists-Turnover Ratio.....	1.17	5	1.03 7
3FG Made.....	7.9	5	9.3 4

**Individual Stats (All Games)**

<b>Scoring</b>	1. Jordan Nwora..... 21.0
<b>Field Goal Percentage</b>	6. Jordan Nwora..... 486
<b>3-Pt Field Goals Percentage</b>	3. Jordan Nwora..... 427
<b>3-Pt Field Goals Made</b>	6. Jordan Nwora..... 2.5
	8. Ryan McMahon..... 2.3
<b>Assists/Turnovers Ratio</b>	8. Fresh Kimble..... 2.10
	9. Darius Perry..... 2.07
<b>Assists</b>	9. Darius Perry..... 4.1
	18. Fresh Kimble..... 3.0

**Free Throw Percentage**

9. Jordan Nwora.....	768
<b>Blocked Shots</b>	15. Steven Enoch..... 1.0
<b>Rebounding</b>	6. Dwayne Sutton..... 8.5
	10. Jordan Nwora..... 7.4
	14. Steven Enoch..... 6.9
<b>Offensive Rebounding</b>	3. Dwayne Sutton..... 3.1
<b>Defensive Rebounding</b>	6. Dwayne Sutton..... 5.4
	7. Jordan Nwora..... 5.3
	9. Steven Enoch..... 5.1
<b>Minutes Played</b>	15. Dwayne Sutton..... 32.0

Louisville in NCAA Statistics		
Nat'l.	Category	Stat
	14 FG Percentage Defense	.372
	25 Scoring Margin	+14.1
	26 Rebound Margin	+7.4
	29 Scoring Defense	61.2
	37 Defensive Rebounds/game	28.6
	40 3-Point FG Defense	.291
	49 Field Goal Percentage	.471
	49 3-Pt Field Goal Pct.	.369
	50 Rebounds per game	39.8
	66 Assists-Turnovers Ratio	1.17
	78 Assists per game	14.8
	92 Turnovers per game	12.6
	85 Fewest Fouls	228

■ **Nwora Receiving Early 2019-20 Acclaim** — Louisville forward Jordan Nwora has received considerable acclaim this season. He has been named a first-team preseason All-American by the Associated Press, The Sporting News, CBS Sports, NBC Sports, Athlons, the Blue Ribbon Basketball Yearbook and a second team selection by Street & Smith's Basketball Yearbook. Nwora was honored as the preseason ACC Player of the Year in a vote of league media and several national publications.

Nwora is among 20 players on the preseason watch list for the 2020 NABC Division I Player of the Year powered by ShotTracker. He is one of 50 players listed to watch during the season-long competition for the 2020 Citizen Naismith Trophy Men's Player of the Year honor presented by The Atlanta Tipoff Club. A list of the midseason 30 will be released in early February, followed by the 10 national semifinalists and four finalists on March 5, 2020, and March 17, 2020, respectively.

Nwora is among the preseason top 50 watch list for the John Wooden Award presented by Wendy's, including the early front-runners for the Wooden Award All American Team and Most Outstanding Player Award. He is one of 40 players on the preseason watch list for the 2019-20 Lute Olson Award, presented annually to the nation's top Division I player.

Nwora is one of 46 players selected by the U.S. Basketball Writers Association for its initial watch list for the Oscar Robertson Trophy, presented to the men's national player of the year. A second watch list will be released in January.

■ **Nwora, Enoch Candidates for National Awards** — UofL's Jordan Nwora is among 20 watch list members for the 2020 Julius Erving Small Forward of the Year Award, while center Steven Enoch is among the 20-player watch list for the 2020 Kareem Abdul Jabbar Center of the Year Award. The annual awards are in their sixth year being presented by the the Naismith Memorial Basketball Hall of Fame. Nwora was noted as the top small forward in the nation by NCAA.com's Andy Katz.

For both awards, a national committee comprised of top college basketball personnel determined the watch lists. By mid-February, the watch list of players for the awards will be narrowed to 10. In March, five finalists will be presented to Erving, Jabbar and the Hall of Fame's selection committee. The award winners will be presented at the ESPN College Basketball Awards Show presented at *The College Basketball Awards presented by Wendy's* in Los Angeles on Friday, April 10, 2020. More information on both awards, including an opportunity to vote, may be obtained online at [www.HoopHallAwards.com](http://www.HoopHallAwards.com).

■ **Returning Production** -- With six of its top seven scorers returning including three starters (F Jordan Nwora, F Dwayne Sutton, C Malik Williams), Louisville returned most of its production from the Cardinals' successful 2018-19 squad, including three-quarters of its scoring and rebounding. Last season, UofL's six returning lettermen accounted for 76 percent of the Cardinals' scoring (1925 of 2536 points), 74 percent of its rebounding (960 of 1297), 51 percent of its assists (232 of 458), 84 percent of its three-point goals, 89 percent of its blocked shots (88 of 99), 71 percent of its steals (106 of 149) and 67 percent of the total minutes played (4617 of 6900). Two starters departed, including a pair of graduate transfer guards in Christen Cunningham, a team co-captain who was third in the ACC in assists (4.9) and was the Cardinals' No. 2 scorer (10.1 ppg); and Khwan Fore, who started the last 20 games of the season while averaging 3.3 points per game.

■ **Cards Have 17 Straight 20-Win Seasons** — Louisville is one of four Division I schools in the nation which has won 20 or more games in each of the past 17 seasons. Reaching over 20 victories last season and extending their streaks are Kansas (30), Duke (23), Gonzaga (21) and Louisville (17). UofL has won at least 19 games in 45 of the last 49 years. However, the NCAA Committee on Infractions' vacation of 123 victories in four of those years (2011-15) negates the official results.

■ **Cards Finished Sixth in ACC in 2018-19** — Louisville posted a 10-8 record in its fifth season in the Atlantic Coast Conference in 2018-19, finishing in a tie for sixth in the league. Virginia and North Carolina shared the ACC regular season championship while Duke won the tournament title. Louisville has won at least nine league games for 13 straight seasons. The Cardinals have finished in the top three in its conference eight of the last 15 years. UofL has won 22 regular season conference championships (American 1, Big East 2, Conference USA 1, Metro 12, Missouri Valley 6). Louisville has won its conference championship or finished second in 27 of the last 44 years, including six of the last 15 years. Louisville was the No. 7 seed in the postseason ACC tournament and fell to North Carolina in the quarterfinals of the event played in Charlotte, N.C. The Cardinals gained an important ACC road victory to start this season, winning 87-74 at Miami in the first basketball game televised on the new ACC Network and won its ACC home opener vs. Pittsburgh on Dec. 6.



## CARD FILE

■ Louisville has five fifth-year seniors or graduates on its 2019-20 roster for the first time in school history: **Steven Enoch, Fresh Kimble, Ryan McMahon, Keith Oddo and Dwayne Sutton**. On the other end of the spectrum, Louisville's 10 freshmen -- including six scholarship freshmen, three walk-ons (one graduate transfer walk-on) and a scholarship graduate transfer -- is tied for the 11th-most newcomers in the nation.

■ Louisville was ranked in the top 10 of most early preseason rankings, including as high as **No. 2 in the nation**. UofL returns six of its top seven scorers and has a Top 10 recruiting class.

■ **Jordan Nwora** has gained early accolades as a preseason first-team All-America selection. He became Louisville's 69th career 1,000-point scorer on Jan. 4 with 32 points vs. Florida State.

■ Louisville made its 39th NCAA Tournament appearance in 2019. The Cards have reached the Sweet 16 on 17 occasions, have advanced to the Elite Eight 11 times, Final Four eight times, and won NCAA Championships in 1980 and 1986. Louisville is seventh in NCAA Tournament appearances (39), ninth in tournament victories (61) and sixth in tournament games (102). UofL Coach Chris Mack has an 11-9 record in nine NCAA Tournament appearances.

■ Louisville's 2019 signing class was ranked **ninth in the nation** by ESPN.com, 10th by Rivals.com and 11th by 247sports.com.

■ **Jordan Nwora** was the **third-most improved scorer in the nation** in 2018-19 with his 17.0 scoring average (sixth in the ACC) up 11.3 ppg from his 5.7 average as a freshman. He scored 20 or more points on 13 occasions last season and had nine double-doubles (three of the last six games). His 77 three-pointers last year were the 10th-most in a single season at Louisville.

■ **Dwayne Sutton** has scored in double figures on 26 occasions. He more than doubled his scoring average from his sophomore to junior years, averaging 10.0 points and 6.9 rebounds (16th in the ACC) last year. He has eight career double-doubles, including three this season. He has rebounded in double figures in six games this year.

■ **Chris Mack** joins Denny Crum (26 wins in 1971-72) David Padgett (22, 2017-18) and John Dromo (21, 1967-68) as the only UofL coaches to have won 20 games in their first season with the Cardinals.

■ Louisville limited its opponent to under 40 percent accuracy for a half on 32 occasions in 2018-19. UofL was 25th in the nation in adjusted defensive efficiency.

■ UofL scored 80 or more points in 13 games in 2018-19 (71.9 ppg) and the Cardinals were 27th in the nation in adjusted offensive efficiency by Kenpom. UofL was fifth in the ACC in scoring offense for conference games (71.9 ppg).

■ UofL faced the fourth-toughest schedule in the nation in 2018-19 (11th-toughest non-conference schedule). UofL was one of four schools in the nation to have played at least 12 games against schools in the nation's Top 25 entering the NCAA Tournament.

■ **Impressive Academic Performance** -- While the UofL men's basketball team has performed well on the court, the Cardinals have excelled in the classroom as well. Louisville has received an NCAA Public Recognition Award six of the last seven years for ranking among the top 10 percent in men's basketball in the Academic Progress Rate (APR), which measures academic eligibility, retention and graduation for student-athletes. Louisville is one of just nine Division I schools in the nation, including only two from Power Five conferences (Louisville and Stanford), which have earned the APR recognition in at least six of the last seven years. UofL is one of only nine Division I schools in the nation to have perfect men's basketball multi-year APR scores in at least four of the past six years.

The men's basketball team has attained a collective 3.0 GPA for 21 of the last 22 semesters, including a 3.176 cumulative team mark for the most recently-completed Spring 2019 semester. The Cardinals produced a collective 3.265 grade point average for the 2018-19 academic year. A league-high six Cardinals were named to the 2019 All-ACC Academic Team and UofL has produced an ACC-best 31 selections over its five years in the league. Prior to entering the ACC, UofL's men's basketball team earned four straight league Team Academic Excellence Awards, recognizing the highest collective grade-point averages in each of the conference sports (2014 American Athletic Conference, 2011-13 Big East).

■ **Cardinals Placed Six on 2019 All-ACC Academic Team** -- A league-high six UofL men's basketball players were honored on the 2019 All-ACC Academic Men's Basketball team. Earning the honor for the Cardinals were Christen Cunningham, Steven Enoch, V.J. King, Ryan McMahan, Jordan Nwora and Darius Perry. The six selections for Louisville were the most for any school on the 25-member team. Virginia Tech had four selections. UofL placed five members on the team last year, six in 2016-17 and seven in its first two ACC seasons, an ACC-best 31 selections in the last five years. To be eligible for consideration, a student-athlete must have earned a 3.00 grade point average for the previous semester and maintained a 3.00 cumulative average during his academic career. It was the third straight year that King earned the recognition and the second for Nwora and Perry.

■ **Six Earn Degrees in 2019** -- Six Cardinals, including three who earned advanced degrees, graduated in the spring or summer of 2019. UofL men's basketball 2019 graduates include Akoy Agau (master's in business administration), Christen Cunningham (master of science in sport administration), Steven Enoch (bachelor of arts in communication), Khwan Fore (MS, sport administration), Ryan McMahan (BS, marketing) and Dwayne Sutton (BS, sport administration). V.J. King is close to completing his degree in sport administration.

■ **Three Million Fans** — Louisville passed the three million mark in total home attendance in the KFC Yum! Center on Jan. 21, 2018. A total of 3,595,663 fans have flocked to the spectacular arena to watch UofL play in its 10 seasons. Louisville's average home attendance of 16,601 in 2018-19 was the sixth-largest in the nation. Louisville has ranked among the top six nationally in average home attendance each of the last 38 years. UofL has averaged 19,976 fans per game in its 10 years in the KFC Yum! Center.

■ **Cards vs. Non-Conference Foes** -- Louisville has won 81 of its last 85 non-conference games at home in the KFC Yum! Center, spanning the last 10 seasons. The Cardinals won 35 straight over non-conference opponents between falling to Kentucky on Dec. 27, 2014 and its previous home non-conference loss on Dec. 31, 2010 to Kentucky. The other four non-conference losses UofL has suffered in the KFC Yum! Center were a 52-46 setback at the hands of Drexel on Dec. 14, 2010; 79-77 to Seton Hall on Dec. 3, 2017; 79-56 to Mississippi State on March 20, 2018; and 71-58 to Kentucky on Dec. 29, 2018. In its 10th season in the spectacular KFC Yum! Center, Louisville has an overall 154-25 record in home games, including an 89-6 record against non-conference opponents. The Cardinals have won 45 of their last 48 home games against non-conference opponents.

■ **17 Sweet 16s for Cards** — Louisville is tied for ninth with 17 Sweet 16 appearances since the NCAA began Sweet 16 records in 1975. The Cardinals reached four additional Sweet 16s that were later vacated. (UofL years in Sweet 16: 1975, 1978, 1979, 1980, 1982, 1983, 1984, 1986, 1988, 1989, 1993, 1994, 1996, 1997, 2005, 2008, 2009; Sweet 16 appearances in 2012, 2013, 2014, and 2015 were vacated). The Cardinals have won seven of their last eight regional semifinal games.

■ **Cardinals Have Reached 11 Elite Eights** -- Louisville has reached the NCAA Elite Eight on 11 occasions, tied for seventh nationally. The Cardinals reached three additional Elite Eights that were later vacated. The NCAA recognizes Elite Eight records since 1951, the first year that all teams in the tournament would be required to win at least one game to advance to the Elite Eight. (UofL years in Elite Eight: 1959, 1972, 1975, 1980, 1982, 1983, 1986, 1997, 2005, 2008, 2009; Elite Eight appearances in 2012, 2013, and 2015 were vacated). The Cardinals have a 10-4 record in regional championship games.

## CARDINAL CLIPS

■ Louisville has finished among the nation's Top 25 teams in seven of the last nine years. Louisville has been ranked on 643 occasions in the Associated Press poll, sixth all-time.

■ Louisville has **75 NBA Draft selections**, including eight in the last six years (Ray Spalding the latest in 2018 as the 56th overall pick). Former UofL and current Utah Jazz guard Donovan Mitchell was the 2018 NBA Dunk Contest winner and was runner-up for the NBA Rookie of the Year.

■ Louisville has been the highest rated television market for college basketball for the last 17 years.

■ Louisville is **one of only five schools** to be ranked in the AP Top 25 poll at least once during each of the past 17 seasons, excluding preseason polls (*others*: Duke, Gonzaga, Kansas, & North Carolina).

■ Louisville is one of just four schools which have won 20 or more games on the court in each of the **last 17 seasons** (also Kansas, Duke and Gonzaga). However, the NCAA Committee on Infractions' vacation of 123 victories in four of those years (2011-15) negates the official results.

■ Louisville has attracted over **3.5 million fans** in its first 10 years in the spectacular KFC Yum! Center. The Cardinals have ranked in the top six nationally in home attendance for the last 38 consecutive years (16,601 in 2018-19).

■ Six Cardinals were named to the 2019 All-ACC Academic Team (**ACC-best 31 selections** over 5 years). UofL achieved a collective 3.352 grade-point average for the 2018 fall semester, with **11 of 14** student-athletes earning a 3.0 or better GPA. The Cardinals have produced a 3.0 or better GPA in 20 of the last 21 semesters. UofL is one of only two Division I schools in the nation to have perfect men's basketball multi-year Academic Progress Rate (APR) scores in four of the past five years.

■ Over the last six years, UofL held 72 opponents under 40 percent shooting from the field, 40 under 36 percent and 18 under 32 percent. Over the last six seasons, Louisville has held 61 opponents below 60 points, including 16 below 50.

■ Louisville's strength of schedule has been among the top 16 toughest in the nation by the RPI in 10 of the past 12 years. The 2018-19 slate was the fourth-toughest overall by the NCAA's NET.

■ Louisville has participated in postseason competition in 49 of the last 54 years.

■ Louisville is **second in the nation** with 69 1,000-point career scorers (behind North Carolina's 76). Forward Jordan Nwora (1,030 pts.) career points reached that mark in his third season on Jan. 4 with 32 points vs. Florida State.

■ Louisville faced nine of the top 14 NBA Draft picks during the 2018-19 season and 15 of the first-round selections.

■ Louisville has the largest margin of victory over an eventual national champion in both men's and women's basketball, beating 2014 NCAA men's champion Connecticut and 2018 women's champion Notre Dame each by 33 during the regular season. Previous records were 27 points over a men's champion and 18 points over a women's champion.

### NCAA Sweet 16 Appearances (since 1975)

North Carolina.....	29
Duke.....	27
Kentucky*.....	27
Kansas.....	23
UCLA*.....	19
Syracuse*.....	19
Arizona.....	18
Michigan State.....	18
<b>Louisville*.....</b>	<b>17</b>
Indiana.....	17
*does not include vacated appearances	

### NCAA Elite Eight Appearances (since 1951)

Kentucky.....	34
North Carolina.....	26
Duke.....	22
Kansas.....	22
UCLA*.....	20
Michigan State.....	14
<b>Louisville*.....</b>	<b>11</b>
Arizona.....	11
UConn.....	11
Indiana.....	11
Villanova.....	11
*does not include vacated appearances	



■ **Eight NBA Draft Picks in Last Seven Years** -- A total of 75 former Louisville players have been selected in the NBA Draft, including eight in the last six years. UofL is eighth in the nation with 25 first-round draft picks and Louisville is one of just 10 schools in the nation with 70+ draft picks. A total of 17 former UofL players have played in the NBA over the last seven years.

The Cardinals' last NBA draft selection was Ray Spalding, who was selected by the Philadelphia 76ers in the second round of the 2018 NBA Draft with the 56th pick overall. He was subsequently traded to the Dallas Mavericks, where he started the season as a rookie in 2018-19. He is currently with the Phoenix Suns.

In addition to Spalding, those recent picks include Donovan Mitchell (2017, 1st round, 13th overall selection, Denver Nuggets), Chinanu Onuaku (2016, 2nd, 37th, Houston Rockets), Terry Rozier (2015, 1st, 16th, Boston Celtics), Montrezl Harrell (2015, 2nd, 32nd, Houston Rockets), Russ Smith (2nd, 47th, Philadelphia 76ers), Gorgui Dieng (2013, 1st, 21st, Utah Jazz) and Peyton Siva (2013, 2nd, 56th, Detroit Pistons).

In addition, former Cardinal Mangok Mathiang made the Charlotte Hornets team in 2017 as an undrafted free agent following his senior season at UofL. Mitchell won the 2018 Verizon NBA Slam Dunk Contest on Feb. 18 and was runner-up for the 2018 NBA Rookie of the Year.

Louisville has produced 25 first-round NBA Draft choices, including 12 in the top ten and six among the top three picks (Pervis Ellison first in 1989; Wes Unseld second in 1968; Darrell Griffith second in 1980; Charlie Tyra second in 1957; Rodney McCray third in 1983; George Hauptfuhrer

■ **Nine Former UofL Assistants Are Head Coaches** -- Nine former Louisville assistant coaches are active head coaches. The list includes Mike Balado at Arkansas State, Mick Cronin at UCLA; Scott Davenport at Bellarmine; Kevin Keatts at NC State, Steve Masiello at Manhattan; Walter McCarty at Evansville, Greg Paulus at Niagara, Richard Pitino at Minnesota and Kevin Willard at Seton Hall. Seven former UofL assistants have guided their teams to NCAA Tournament appearances over the last five years (since 2014; Cronin, Davenport, Keatts, Masiello, Marvin Menzies, Pitino and Willard).

■ **Cardinals Regularly Face Difficult Schedule** — The Cardinals have played a schedule ranked among the top 16 toughest by the ratings percentage index or the recent NCAA NET ranking in 10 of the past 12 seasons. Louisville faced one of the nation's most difficult schedules in 2018-19, with the Cardinals' schedule ranked as the fourth-toughest in the nation in the NET and its non-conference schedule was the 11th-strongest slate. Louisville is one of six schools in the nation to have played 11 games against AP Top 25 opponents entering the NCAA Tournament, including six in the Top 10. Louisville and Duke played more NCAA Sweet 16 teams (eight) and the Cardinals' 11 games against those teams was the third-most in the nation. Last year, Louisville played 21 of its 33 games entering the NCAA Tournament against teams that advanced to postseason play.

Louisville RPI and Strength of Schedule Last 12 Years		
Year	NET	SOS
2018-19	22	4
Year	RPI	SOS
2017-18	42	10
2016-17	11	3
2015-16	16	38
2014-15	19	16
2013-14	16	49
2012-13	2	4
2011-12	10	2
2010-11	17	11
2009-10	45	11
2008-09	7	12
2007-08	10	4

### Cardinals in the NCAA Tournament

■ Louisville made its 39th NCAA Tournament appearance in 2019. The Cards have reached the Sweet 16 on 17 occasions and have advanced to the Elite Eight 11 times. Louisville is seventh in NCAA Tournament appearances (39), ninth in tournament victories (61) and sixth in tournament games (102). UofL has a 61-41 overall NCAA Tournament record, reaching the Final Four eight times. (*Louisville had 43 NCAA Tournament and 21 Sweet 16 appearances before four of each in 2012, 2013, 2014 and 2015 -- plus three Elite Eights and a 15-3 record -- were vacated by the NCAA Committee on Infractions.*)

■ Louisville is tied for eighth with 17 Sweet 16 appearances since the NCAA began Sweet 16 records in 1975 (years: 1975, 1978, 1979, 1980, 1982, 1983, 1984, 1986, 1988, 1989, 1993, 1994, 1996, 1997, 2005, 2008, 2009; Sweet 16 appearances in 2012, 2013, 2014, and 2015 were vacated).

■ Louisville is tied for seventh with 11 Elite Eight appearances since the NCAA began Elite Eight records in 1951 (years: 1959, 1972, 1975, 1980, 1982, 1983, 1986, 1997, 2005, 2008, 2009; Elite Eight appearances in 2012, 2013, and 2015 were vacated).

■ UofL Coach Chris Mack has an 11-9 record in his ninth NCAA Tournament appearance (the last six straight years), including reaching the Sweet 16 on four occasions and the Elite Eight in 2017. All but the 2019 appearance occurred when he was the head coach at Xavier, where he guided the Musketeers to the school's first-ever No. 1 NCAA Tournament seed in 2018.

All-Time NCAA Final Four Appearances	
North Carolina	20
UCLA	17
Kentucky	17
Duke	16
Kansas	14
Ohio State	11
Michigan State	10
<b>Louisville</b>	<b>*8</b>
Indiana	8

UofL in the NCAA Tournament *	
NCAA Tournament Appearances	39
All-Time NCAA Tourn. Record	61-41
Sweet 16 Appearances	17
Elite Eight Appearances	11
Final Four Appearances	8
NCAA Championships	2
Mack's NCAA Tourn. Record	11-9
Mack's NCAA Tourn. Appearances	9

\* does not include a 15-3 record, four NCAA Tournament, four Sweet 16, and three Elite Eight appearances in 2012-15 -- plus the 2012 and 2013 Final Fours and 2013 NCAA Title

### Cardinals Active in Professional Basketball

NBA		
Name	Yrs. @ UofL	2019-20 Team
Gorgui Dieng	'10-13	Minnesota Timberwolves
Montrezl Harrell	'12-15	Los Angeles Clippers
Damion Lee	'15-16	Golden State Warriors
Donovan Mitchell	'15-17	Utah Jazz
Terry Rozier	'13-15	Charlotte Hornets
NBA G League		
Deng Adel	'15-18	Canton Charge
Wayne Blackshear	'11-15	Maine Red Claws
VJ King	'16-19	Westchester Knicks
Ray Spalding	'15-18	Rio Grande Valley Vipers
Foreign Teams		
Akoy Agau	'18-19	Libertadores de Queretaro (Mexico)
Chane Behanan	'11-14	Ramat Gan Givatayim (Israel)
Rakeem Buckles	'09-12	Hapoel Haifa (Israel)
Earl Clark	'06-09	San Pablo Burgos (Spain)
Christen Cunningham	'18-19	Split (Croatia Premier)
Taquan Dean	'02-06	Béarnais Pau-Orthez (France)
<i>(now Taqwa Pinero)</i>		
Tony Hicks	'16-17	Rostock (Germany)
Terrence Jennings	'08-11	Hitech Bangkok (Thailand)
Jaylen Johnson	'14-17	Hapoel Holon (Israel)
Chris Jones	'13-15	Valur (Iceland)
Preston Knowles	'07-11	Mono Vampire (Thailand)
Kyle Kuric	'08-12	FC Barcelona Lassa (Spain)
Trey Lewis	'15-16	Gravelines-Dunkerque (France)
Anas Mahmoud	'14-18	Al Zamalek (Egypt)
Mangok Mathiang	'13-17	Bahçesehir Kolejia (Turkey)
Alhaji Mohammed	'01-03	U-BT Cluj-Napoca (Romania)
Larry O'Bannon	'01-05	CD Valdivia (Chile)
Chinanu Onuaku	'14-16	DB Promy (South Korea)
Juan Palacios	'04-08	Estudiantes (Spain)
Samardo Samuels	'08-10	Panionios (Greece)
Peyton Siva	'09-13	Alba Berlin (Germany)
Chris Smith	'11-13	Chicago (Euro S. League)
Jerry Smith	'06-10	Ifestos Limnou (Greece)
Russ Smith	'10-14	Guizhou White Tigers (China)
Quentin Snider	'14-18	Rotterdam (Netherlands)
Edgar Sosa	'06-10	Hapoel Gilboa Gailil (Israel)

### Louisville Preseason Conference Player of the Year, Last 17 Years

Name	Conference	Year
Francisco Garcia	C-USA	2003-04
Francisco Garcia	C-USA	2004-05
Peyton Siva	Big East	2012-13
Russ Smith	AAC	2013-14
<b>Jordan Nwora</b>	<b>ACC</b>	<b>2019-20</b>

### ■ Louisville Top College Basketball Market

-- Louisville is consistently the highest-rated television market for college basketball on ESPN. Louisville has been the top market each of the last 17 years and every year since ESPN began tracking the data. Louisville's average 4.2 rating for the 2018-19 season led all markets and was well ahead of second-place Knoxville, which averaged a 2.9 rating. The remaining top five was Raleigh-Durham (2.8), Greensboro-High Point (2.7) and Kansas City (2.5). The Cardinals' NCAA Sweet 16 game against Kentucky in 2014 drew a 51.5 rating and 73 share, making it the second highest-rated event in Louisville television history. UofL's 2013 NCAA Championship game vs. Michigan (later vacated) is the top-rated television event all-time in the Louisville market. Louisville was No. 3 ESPN market for women's basketball in 2019 (0.5) and was the No. 11 ESPN/ABC market for college football in 2016 (3.5 average rating).

■ **Cards Have Had Productive Defense** — Recent Louisville teams have been known for their defensive intensity and second-year UofL Coach Chris Mack has kept the Cardinals' strong defensively. Louisville was 22nd in the nation in Ken Pomeroy's adjusted defensive rankings last season. Last season, the Cardinals were 30th in the nation in field goal percentage defense (.408), 30th in defensive rebounds per game (27.9), and 57th in three-point field goal percentage defense (.320).

UofL has limited 60 opponents over the last six seasons under 60 points (75 in the last seven years), including 15 times below 50 (three this year). Seventeen of Louisville's 34 opponents in 2018-19 shot below 40 percent from the field, including 10 of its 18 ACC opponents.

Louisville has ranked among the nation's top 30 in field goal percentage defense in 13 of the past 17 years, including the 2018-19 percentage of .408, which was 30th in the nation. Over the last six years, UofL has held 72 opponents under 40 percent shooting from the field (10 this year, 17 in 2018-19), 40 under 36 percent and 18 under 33 percent.

■ **Statistical Trends** — UofL is 208-12 over the last 18 seasons when scoring 80 or more points (5-0 this year, 11-2 last year, 12-0 in 2017-18, 11-1 in 2016-17, 10-0 in 2015-16) ... Over the past 18 years, Louisville is 159-7 when shooting 50 percent or better from the field (6-0 this year, 6-0 last year, 9-1 in 2017-18, 8-0 in 2016-17, 14-0 in 2015-16) ... UofL is 368-55 when holding its opponent below 70 points over the past 18 years (9-0 this year, 13-4 last year, 15-2 in 2017-18, 18-2 in 2016-17, 19-1 in 2015-16).

■ **Seven of Last Nine NCAA Champions Have Played in Louisville** - The eventual national champion has played in Louisville's home arena, the KFC Yum! Center, in seven of the arena's nine seasons in existence. Louisville faced eventual champions Connecticut (2011, 2014), Duke (2015) and Virginia (2019) in home games. Kentucky won a pair of games in the 2012 second and third rounds in the KFC Yum! Center, 2016 Champ Villanova won the NCAA South Regional in Louisville, and UofL won the 2013 itself. UofL played 2017 Champion North Carolina, but it was in Chapel Hill.

■ **Garcia Joins UofL Hall of Fame** — Francisco Garcia, the top scorer on the Cardinals' 2005 NCAA Final Four team who played 10 years in the NBA, was one of six outstanding individuals inducted into the University of Louisville Athletics Hall of Fame on Oct. 25. The 2019 induction class also included Wesley Korir, an All-America distance runner who holds multiple UofL records and finished third in the 5000-meter event at the 2007 NCAA Outdoor Championship; Cindy LaCrosse, UofL's first All-American in women's golf who earned the highest finish for a Cardinal in the NCAA Championship; Angel McCoughtry, the Cardinals' career leader in scoring, rebounding and steals who led UofL to its first NCAA title game in 2009; Eric Wood, a four-year starter at center on the Cardinals' offensive line and nine-year NFL veteran with 120 career starts; and Lacy Wood, UofL's first softball All-American who helped the Cardinals to three NCAA regional appearances.

Garcia (2002-05 at UofL) scored 1,413 points in three seasons (No. 26 all-time at UofL), helping the Cardinals to a combined 78-22 record. He was the leading scorer (15.7 ppg) on the Cardinals' 2005 NCAA Final Four team, UofL's first Final Four in 19 years. Louisville won its first Conference USA championship that year when Garcia was a John Wooden first team and NABC second team All-America selection. He was twice honored on the All-Conference USA team (2003-04, 2004-05) and was the C-USA Freshman of the year in 2002-03. He set the UofL single-game assists record holder with 15 against Murray State (1-3-04). Garcia was the No. 23 overall pick in the first round of the 2005 NBA Draft and played 10 years in the NBA with the Sacramento Kings and Houston Rockets, scoring over 4,000 career points.

■ **Cards Have Been Tough on the Road** — UofL has a 79-58 record over the last 14 years on its opponent's home court (.577). Louisville has posted a 23-23 conference road record in its six years in the ACC (1-0 this year, 4-5 in 2018-19). UofL had the most road victories of any school in Big East Conference games over its last seven years in that league and was a league-best 8-1 in its road games in The American during the 2013-14 season. The Cards have a 69-47 record in conference games on the road over the last 14 seasons (.595). In neutral site games, Louisville has a 40-15 record over the last six years (.727) and a 50-22 neutral site record over the last nine years (.694).

■ **Nwora Gained International Experience** -- Jordan Nwora has been a member of the Nigeria national team in two international events over the last two years. In the 2018 FIBA World Cup African Qualifiers June 29-July 1 in Lagos, Nigeria, he averaged 21.7 points and 8.0 rebounds. He totaled 36 points, five rebounds, four assists and four steals for Nigeria in a 93-53 victory over Mali on July 1, 2018. His 36 points is the most ever scored by a Nigerian player in a major tournament. Last summer, he totaled 10 points and four rebounds for Nigeria against Russia in the first game of the 2019 FIBA Basketball World Cup Group B contest at the Wuhan Sports Centre in Wuhan, China (8-31-19). An ankle injury in the next game kept him sidelined for the remainder of the event. Nwora has dual citizenship with Nigeria. His father Alex, who is the head coach at Erie Community College, serves as the head coach of the Nigerian team, which has qualified to participate in the 2020 Olympics to be played in Tokyo, Japan.

#### UofL National Ranking in Field Goal Percentage Defense

2002-03	.....	31st
2003-04	.....	2nd
2004-05	.....	8th
2005-06	.....	49th
2006-07	.....	25th
2007-08	.....	8th
2008-09	.....	22nd
2009-10	.....	161st
2010-11	.....	12th
2011-12	.....	6th
2012-13	.....	37th
2013-14	.....	20th
2014-15	.....	33rd
2015-16	.....	9th
2016-17	.....	20th
2017-18	.....	41st
2018-19	.....	30th
2019-20	.....	14th

#### UofL Radio Network Affiliates

<b>WHAS</b>	840 AM	Louisville, Ky.
<i>(Flagship Station)</i>		
<b>WKRD</b>	790 AM	Louisville, Ky.
<b>WCKY</b>	1530 AM	Cincinnati, Ohio
<b>WLKT</b>	103.9 FM	Lexington, Ky.
<b>WSFC</b>	1240 AM	Somerset, Ky.
<b>WYMC</b>	1430 AM	Mayfield, Ky.
<b>WLME</b>	102.7 FM	Owensboro, Ky.
<b>WPAD</b>	1560 AM	Paducah, Ky.
<b>WCCK</b>	95.7 FM	Calvert City, Ky.

#### Sirius XM Satellite Radio (channels vary)

The radio broadcast is also available for a fee through GoCards.com and CardsMobile, the Cards' official Android/iPhone app. Broadcasts are also available by listening to one of the above stations through the iHeart Radio app, such as this link to WHAS: <https://uofl.me/2Pew2dY>



#### ■ Tenth Season in KFC Yum! Center

-- This is Louisville's 10th season in the spectacular KFC Yum! Center, located on the banks of the Ohio River in downtown Louisville. The 22,000-seat multi-purpose arena was built at a cost of \$238 million and includes 71 luxury suites, 62 four- or six-seat premium boxes, over 2,000 side-court club seats and four party suites with a seating capacity of 32 each.

UofL's men's and women's teams have permanent locker rooms. There are five additional team locker rooms, two officials locker rooms, five star dressing rooms, a full-function media work room and a full-sized basketball practice court on the event level. The seven levels of the arena (including the upper catwalk) include a collective 721,762 square feet, or roughly the area of 13 football fields.

After passing through the one and a half acre landscaped entry plaza that features a basketball-themed fountain, entering fans can visit the 2,500-square foot UofL adidas store or head to their seats using one of the eight escalators or seven elevators within the building.

Lounge space is abundant within the arena. Four spacious donor rooms are available for Cardinal fans, including three that overlook the Ohio River. The 7,000-square foot main concourse restaurant overlooks the river and a main concourse sports bar has views directly into the arena bowl. Two 4,000-square foot club lounges on the event level, as well as the terrace club and premium box lounges, provide amenities for their respective patrons. The KFC Yum! Center served as the site for the NCAA Men's Basketball Tournament second and third rounds in 2012 and 2015, the NCAA South Regional in 2016 and was the site for the 2012 NCAA Women's Volleyball Championship. The 2019 NCAA South Regional will be staged in the KFC Yum! Center.

**HEAD COACH CHRIS MACK**

Chris Mack, whose teams have participated in the NCAA Tournament in nine of his 10 seasons as a head coach, was named as the head coach of the University of Louisville men's basketball team on March 28, 2018.



Among active coaches, Mack's .679 winning percentage as a head coach ranks him 25th in the nation entering the 2019-20 season and his 235 victories are the 12th most amassed by a coach in their first 10 seasons.

In his first season at Louisville, Mack guided the Cardinals to a 20-14 record and earned a No. 7 seed in the NCAA Tournament while facing the nation's fourth-toughest schedule. Picked to finish 11th in the ACC, UofL achieved a 10-8 conference record and earned a tie for sixth in the final regular season standings. The Cardinals beat four Associated Press Top 25 teams and were No. 22 in the nation in the NCAA's NET rankings. Louisville ranked among the nation's top 30 teams in both offensive (27th) and defensive efficiency (24th). Entering the season, UofL had returned one starter and about a third of its scoring and rebounding from the previous year.

Mack has built for the future as well, with Louisville's 2019 signing class ranked ninth in the nation by ESPN.com, 10th by Rivals.com and 11th by 247sports.com.

In nine seasons as the head coach at Xavier, Mack guided the Musketeers to a 215-97 record and eight NCAA Tournament appearances (the last five straight years), including reaching the Sweet 16 on four occasions and the Elite Eight in 2017. His teams won or shared three conference regular season championships while compiling a 105-49 league record over nine seasons in the Big East and Atlantic 10.

His 2017-18 Xavier squad achieved a 29-6 record, won Xavier's first Big East Conference regular season championship and earned the school's first-ever No. 1 seed in the NCAA Tournament. Mack was honored as the 2018 Big East Coach of the Year, NABC District 5 Coach of the Year, and he became the all-time coaching wins leader with the Musketeers. Xavier finished third in the final Associated Press poll – its highest ever ranking -- and last year's team was one short of the school record for victories.

Mack's contract with the Cardinals is for seven years, extending through the 2024-25 season. He is just the fourth head

coach to guide the Cardinals in the last 48 years, following Denny Crum (1971-2001), Rick Pitino (2001-17) and David Padgett (2017-18). Mack is the 21st head coach in Louisville's 104-year history and the seventh in the past 73 years.

Mack, 49, received the 2016 Henry Iba Award as the U.S. Basketball Writers Association (USBWA) National Coach of the Year while also earning the CBS Sports and Basketball Times magazine National Coach of the Year awards that season. He led Xavier to a 28-6 record in 2015-16 and achieved a No. 2 seed in the NCAA Tournament and a No. 5 ranking in the final AP poll, which at the time was the school's highest seed and ranking in school history.

His 2016-17 Xavier team made an NCAA Tournament run to the Elite Eight after entering the event as a No. 11 seed. His teams have reached the NCAA Sweet 16 on four occasions, in 2010, 2012, 2015 and 2017. As a player, assistant and head coach, Mack has been a part of 19 NCAA Tournament appearances.

Born Dec. 30, 1969 in Cleveland, Ohio, Mack was the 2010-11 Atlantic 10 Conference Coach of the Year in his second year as a head coach. In addition, he was the recipient of the 2011 Skip Prosser Man of the Year award, which was established in 2008 to honor those who not only achieve success on the basketball court but who display moral integrity off the court as well.

He was the 2009-10 Basketball Times Rookie Coach of the Year when, in his initial year, he guided Xavier to a 26-9 record, shared the Atlantic 10 Championship and advanced to the NCAA Sweet 16.

Mack served as a court coach for the 2016 USA Basketball Men's U18 National Team training camp in the summer of 2016 at the United States Olympic Training Center in Colorado Springs, Colorado.

Before rising to a head coaching position, Mack was a part of successful staffs throughout his career. He spent five seasons as an assistant on Sean Miller's Xavier staff (2004-09) after serving on the staff of the late Skip Prosser at Xavier as director of basketball operations (1999-01) and as an assistant coach at Wake Forest (2001-04).

In 10 seasons as an assistant or operations

**Best Career Coaching Starts in 10 Seasons by Wins**

Rk	Coach, School	Seasons	W	L
1.	Roy Williams, Kansas	1989-98	282	62
2.	Everett Case, NC State	1947-56	265	60
3.	Mark Few, Gonzaga	2000-09	264	66
4.	Jamie Dixon, Pittsburgh	2004-13	262	86
5.	Thad Matta, Butler/Xavier/Ohio St.	'01-10	258	85
6.	Dave Rose, BYU	2006-15	257	88
7.	Sean Miller, Xavier / Arizona	2005-14	249	95
8.	Larry Brown, UCLA / Kansas / SMU	1980-81, 1984-88, 2013-15	241	94
9.	Denny Crum, Louisville	1972-81	240	64
10.	Jerry Tarkanian, Long Beach St. / UNLV	1969-78	238	41
11.	John Calipari, UMass / Memphis	1989-96, 2001-02	237	94
<b>12.</b>	<b>Chris Mack, Xavier / Louisville</b>	<b>2009-19</b>	<b>235</b>	<b>111</b>
13.	Tubby Smith, Tulsa / Georgia/ Kentucky	1992-2002	234	95

director, he helped his teams produce a 229-96 record (.705), win four regular season titles and one conference tournament championship, and secure eight NCAA Tournament appearances, advancing to three Sweet 16s and one Elite Eight. Those teams won at least 20 games in nine of the 10 seasons.

Mack began his coaching career in 1993 as the junior varsity girls basketball coach at McAuley High School in Cincinnati. He was the varsity girls basketball coach at Mount Notre Dame High School in Reading, Ohio, for four years (1995-99), directing the team to four straight sectional titles and earning Cincinnati Post Coach of the Year honors in 1996.

A 1992 Xavier graduate with a degree in communication arts, Mack was a two-time team captain as a player at Xavier under then head coach Pete Gillen. He won the 1993 Midwestern City Conference (MCC) regular season championship (12-2 record) and reached the second round of the NCAA Tournament.

Mack was the 1987-88 Cincinnati Post Metro Player of the Year at St. Xavier High School in Cincinnati before going on to start for two seasons at Evansville under Jim Crews, winning an MCC Regular Season Championship and a trip to the second round of the 1989 NCAA Tournament as a freshman at Evansville. He transferred to Xavier after his sophomore season.

Mack and his wife, Christi, have two daughters, Laine (14) and Hailee (13), and a son, Brayden (4). A native of Louisville, the former Christi Hester was the runner-up for Kentucky Miss Basketball as a senior at Holy Cross High School. She played basketball at Dayton, where she scored 1,268 career points and was later inducted into the university's Athletic Hall of Fame in 2014. She served as the Director of Basketball Operations for the Xavier women's basketball team (2001-03) and more recently as the head girls basketball coach at Cincinnati's Colerain High School Cardinals.

Mack and his wife created the Mack Family Foundation in 2016, a family-centered foundation whose mission is to serve, inspire and aid less fortunate children.

**Chris Mack Head Coaching Record**

Season	School	Overall	Conference	Postseason
2019-20	Louisville	11-3	2-1 ACC	
2018-19	Louisville	20-14	10-8 ACC	
2017-18	Xavier	29-6	15-3 Big East*	NCAA 1st Round
2016-17	Xavier	24-14	9-9 Big East	NCAA 2nd Round
2015-16	Xavier	28-6	14-4 Big East	NCAA Elite Eight
2014-15	Xavier	23-14	9-9 Big East	NCAA 2nd Round
2013-14	Xavier	21-13	10-8 Big East	NCAA Sweet 16
2012-13	Xavier	17-14	9-7 Atlantic 10	NCAA 1st Round
2011-12	Xavier	23-13	10-6 Atlantic 10	NCAA Sweet 16
2010-11	Xavier	24-8	15-1 Atlantic 10*	NCAA 2nd Round
2009-10	Xavier	26-9	14-2 Atlantic 10**	NCAA Sweet 16
Totals		246-114	117-58 3 titles	9 NCAA (11-9)
		.683	.669	

\*regular season champion \*\* regular season co-champion

■ **Cards Sign Highly Ranked Trio** — Three impressive individuals, including a pair of high school products and the top junior college player in the nation, have signed national letters-of-intent to continue their basketball playing careers at the University of Louisville, ranking this Cardinal recruiting class among the nation's top ten recruiting classes.

The trio of outstanding signees includes D'Andre Davis, a 6-5, 170-pound guard/forward from Lawrence Central High School in Indianapolis, Ind.; Jay Scrubb, 6-6, 220-pound guard/forward from Louisville who is a sophomore at John A. Logan College in Carterville, Ill.; and JJ Traynor, a 6-8, 190-pound forward from Bardstown (Ky.) High School.

Louisville's class is ranked among the best in the nation, ranking ninth by 247sports.com and 16th by Rivals.com. The three individuals are each ranked among the nation's top prospects. It is the second-straight highly-regarded class, as UofL's 2019 class was ranked ninth in the nation by ESPN.com, 10th by Rivals.com and 11th by 247sports.com.

**D'Andre Davis** averaged 16.9 points, 8.3 rebounds, 3.0 assists and 1.6 blocked shots per game as a junior at Lawrence Central, which achieved a 22-4 record and advanced to the Class 4A Sectional 10 championship.

Honored on the 2019 ICBA/Subway Underclass All-State Supreme 15 team, Davis is ranked No. 95 in the nation by 247Sports.com and No. 110 by Rivals.com. He is the No. 20 rated small forward in the 247Sports composite rankings.

a great team leader, and he is a great student. Dre Davis will do great things at Louisville."

During the summer of 2019, Davis averaged 17.9 points, 6.1 rebounds and 2.7 assists while playing for the Indy Heat on the Nike EYBL circuit. As a sophomore, he averaged a team-leading 13.3 points and 5.0 rebounds for Lawrence Central, which posted a 16-7 record and reached the sectional finals.

He participated in the Kentucky-Indiana Junior All-Star game in Jeffersonville, Ind. on June 3, scoring 19 points in an Indiana victory. He had 18 points and eight rebounds in Louisville on June 2 in a Kentucky win. Davis also considered Purdue, Nebraska and Xavier among others when making his collegiate choice.

As a freshman last season at John A. Logan College in Carterville, Ill., **Jay Scrubb** averaged 20.2 points, 8.9 rebounds and 1.6 blocked shots as Logan posted a 27-5 record and was ranked fifth in the nation and claimed a share of the Great Rivers Athletic Conference Championship for a record third straight year. He shot 54.9 percent from the field, including 46.4 percent from three-point range (51-of-110), and made 7.1 percent of his free throws. He had 48 blocks, 46 assists and 34 steals and was a double-figure scorer in all but one game as a freshman.

The top junior college prospect in the nation by 247Sports.com, Scrubb was a first team 2019 NJCAA Division I All-American, the NJCAA Region 24 Player of the Year and GRAC Freshman of the Year. He is the top-ranked junior college player entering the season and was honored as the Street & Smith's preseason national player of the year. In the summer of 2019, he was the only junior college player invited to the US Men's U19 World Cup team training camp.

Scrubb, who turned 19 in September, played with current Cardinal freshman David Johnson at Trinity High School in Louisville. He played two seasons at Trinity, averaging 17.8 points and 7.1 rebounds a game as a senior in 2017-18 when he was selected as the Seventh Region Player of the Year and was a finalist for Kentucky's Mr. Basketball. He was also the Seventh Region Player of the Year as a junior when he averaged 16.1 points at Trinity. Scrubb, who has a 6-9 wingspan, also considered Cincinnati, Memphis and Alabama before signing with the Cardinals.

**JJ Traynor** averaged 11.2 points and 8.6 rebounds last season for Bardstown (15-16), which won its sixth straight 19th District championship before falling in the 5th Region quarterfinals.

Traynor, who has a 7-2 wingspan, is ranked No. 79 nationally by 247Sports.com, No. 88 by Rivals.com and No. 96 in the ESPN100. He is the No. 14 rated power forward in the nation in the 247Sports composite rankings and is the only Kentucky basketball player ranked among the nation's top 100 players.

The versatile Traynor participated in the Kentucky-Indiana Junior All-Star game in Jeffersonville, Ind. on June 3, scoring 13 points for Kentucky. He had eight points and nine rebounds in a Kentucky win on June 2 in Louisville.

Traynor's father Jason Osborne, who was a McDonald's All-American at Louisville Male High School where he was Kentucky's Mr. Basketball in 1993, played two years at UofL (1993-95). Cincinnati, Missouri and DePaul were among the schools Traynor considered before choosing to sign with the Cardinals.



■ **Withers Will Redshirt** — Freshman forward Jae'Lyn Withers will redshirt this season.

"Jae'Lyn is a very talented young man who our coaching staff feels has a very bright future," said UofL Coach Chris Mack. "We will push him this year to get stronger and experienced as a college player through intense practices, individual skill and sessions in our weight room. Jae'Lyn has a chance to be a dynamite player for us down the line. We want to ensure that development takes place by redshirting Jae'Lyn for the coming season. His time is coming."

"I'm all for it," said Withers. "My potential is through the roof and I want to get to that untapped potential and hopefully go above it. I'll still be in the wars with our guys as we advance through this season."

A 6-9 exercise science major from Charlotte, N.C., Withers averaged 19.8 points, 9.7 rebounds and 2.2 blocked shots as a senior last season at Cleveland Heights (Ohio) High School, his only season there. The 2018 Charlotte Observer 4A Metro Player of the Year and I-MECK conference player of the year, Withers won the slam dunk competition at the Cardinals' preseason event.

■ **Anniversary Year for Three UofL NCAA Final Four teams** — The 2019-20 season marks notable anniversaries for three of Louisville's NCAA Final Four teams. This year marks the 40th anniversary for UofL's 1980 NCAA Championship team (33-3 record), led by national player of the year Darrell Griffith, who averaged 22.9 points, 4.8 rebounds and 3.8 assists. Guided by Hall of Fame Coach Denny Crum, the team featured four players who went on to score over 1,000 career points at UofL, including Griffith (2,333 points, UofL's all-time leading scorer), the late Derek Smith (1,826), Jerry Eaves (1,250) and Rodney McCray (1,247). It is the 45th anniversary for Louisville's 1975 NCAA Final Four team, which posted a 28-3 record and was led by senior All-Americans Junior Bridgeman (16.2 ppg) and Allen Murphy (16.3 ppg). This year also marks the 15th anniversary for the Cardinals' 2005 Final Four team, Hall of Fame Coach Rick Pitino's fourth team at UofL. Posting a 33-5 record, the 2004-05 Cards buried a school-record 361 three-pointers, led by Francisco Garcia (15.7 ppg), Larry O'Bannon (15.2 ppg) and Taquan Dean (14.4 ppg).

#### All-Time NCAA Division I Records by Percentage (entering 2019-20 season)

School	1st Yr.	Yrs.	Won	Lost	Pct.
1. Kentucky	1903	116	2,293	706	.765
2. North Carolina	1911	109	2,261	799	.739
3. Kansas	1899	121	2,274	865	.724
4. Duke	1906	114	2,176	887	.710
5. UNLV	1958	61	1,262	556	.694
6. UCLA	1920	100	1,887	852	.689
7. Syracuse	1901	118	1,904	908	.677
8. Arizona	1905	114	1,813	946	.657
9. Western Ky.	1915	100	1,795	936	.657
10. Villanova	1921	99	1,775	934	.655
<b>11. Louisville</b>	<b>1912</b>	<b>105</b>	<b>1,722</b>	<b>926</b>	<b>.650</b>
12. VCU	1974	46	918	499	.648
13. Murray State	1926	94	1,640	894	.647
14. Notre Dame	1898	114	1,880	1,028	.646

**Last time an individual had ...**

	<b>For Louisville</b>	<b>For A Louisville Opponent</b>
<b>30 or more points</b>	32 by Jordan Nwora vs. Florida State, 1H (1/4/20)	33 by Trey McGowens, Pittsburgh (1/9/19)
<b>35 or more points</b>	42 by Russ Smith vs. Houston (3/14/14)	43 by Jamel Artis, Pittsburgh (1/11/17)
<b>20 points in a half</b>	21 by Jordan Nwora vs. Florida State, 1H (1/4/20)	20 by Trey McGowens, Pittsburgh, 1st half (1/9/19)
<b>15 or more rebounds</b>	15 by Dwayne Sutton vs. Miami (Ohio) (12/18/19)	17 by Kenny Goins, Michigan St. (11/27/18)
<b>20 or more rebounds</b>	23 by Ellis Myles vs. Tennessee St. (12/1/01)	26 by Derrick Griffin, Texas Southern (12/10/16)
<b>A four-point play</b>	Deng Adel vs. Miami (2/11/17)	Braian Angola, Florida State (1/10/17)
<b>12 made free throws</b>	13 by Christen Cunningham vs. Minnesota, 13 att. (3/21/19)	13 by Seth Allen, Virginia Tech (1/27/16)
<b>7 made three-point goals</b>	7 by Quentin Snider vs. Virginia Tech (2/24/18)	7 by Jaylin Walker, Kent St. in 10 attempts (12/15/18)
<b>10 or more assists</b>	12 by Darius Perry vs. Youngstown State (11/10/19)	10 by Xavier Johnson, Pittsburgh (1/9/19)
<b>5 or more blocked shots</b>	5 by Anas Mahmoud vs. Florida State (3/7/18)	5 by Terrell Brown, Pittsburgh (1/9/19)
<b>5 or more steals</b>	5 by Donovan Mitchell vs. Notre Dame (1/4/17)	5 by Armon Fletcher, Southern Illinois (12/7/16)

**The Last Time a Team ...**

	<b>Louisville</b>	<b>Opponent</b>
<b>Scored 100 points</b>	104-54 win over Southern (11/13/18)	101-104 5OT loss to Notre Dame (2/9/13)
<b>Scored less than 50 points</b>	69-49 loss at Syracuse (2/20/19)	70-46 victory over Miami (Ohio) (12/18/19)
<b>Scored 60 points in a half</b>	61 vs. Grand Canyon; 1st H of 111-63 win (12/5/15)	60 by Tulane; 2nd H of 109-96 win (1/18/90)
<b>Scored under 20 points in a half</b>	15 vs. Virginia; 2H of 52-64 loss (2/23/19)	18 by Michigan 1H, 58-43 UL win (12/3/19)
<b>Had a +20 Rebound Margin</b>	21 (42-21) vs. Indiana State (11/13/19)	26 (57-31) by Kentucky (12/31/11)
<b>Grabbed 60 or more rebounds</b>	60 vs. Jacksonville State (11/17/14)	60 by George Mason (1/4/94)
<b>Grabbed less than 25 rebounds</b>	19 vs. Virginia (2/6/17)	21 by Indiana State (11/13/19)
<b>Shot 60% or better from the field</b>	.630 (34-54) vs. Eastern Kentucky (12/14/19)	.614 (43-70) by Charlotte (2/11/01)
<b>Shot 30% or below from the field</b>	.259 (14-54) vs. Syracuse (2/20/19)	.273 (18-66) by Miami (Ohio) (12/18/19)
<b>Shot 70% from the field for a half</b>	.714 (20-28) vs. Pittsburgh in 1st H (1/24/17)	.765 (13-17) by Georgetown in 2nd H (1/31/11)
<b>Made 5 or less free throws</b>	5 vs. North Carolina (in 8 attempts, 3/14/19)	3 by Florida State (in 5 attempts, 1/4/20)
<b>Made 15 three-point goals</b>	16 (in 30 attempts) vs. Rutgers (2/16/14)	17 by Virginia Tech (2/18/17)
<b>Made No three-point goals</b>	0 vs. Pittsburgh (2/11/15)	0 by Cal State Northridge (12/23/14)
<b>Shot 60% from the three-point line</b>	.600 (12-20) vs. Georgia Tech (2/9/18)	.654 (17-26) by Virginia Tech (2/18/17)
<b>Handed out 25 or more assists</b>	28 vs. UCF (12/31/13)	25 by Notre Dame (2/28/08)
<b>Handed out 5 or less assists</b>	1 vs. Kentucky (12/27/14)	5 by Youngstown State (11/10/19)
<b>Committed 25 or more turnovers</b>	26 vs. West Virginia (1/31/09)	25 by FIU (12/5/14)
<b>Committed 5 or fewer turnovers</b>	5 vs. Minnesota (3/21/19)	5 by Minnesota (3/21/19)
<b>Blocked 10 or more shots</b>	10 vs. Albany (12/20/17)	14 by Connecticut (3/4/06)
<b>Had No Blocked Shots</b>	0 vs. Kentucky (12/28/19)	0 by Eastern Kentucky (12/14/19)
<b>Had 15 or more steals</b>	15 vs. Georgia Tech (2/8/18)	19 by Rutgers (3/13/14)
<b>Had No Steals</b>	0 vs. Saint Louis (2/12/03)	0 by Saint Louis (3/22/14)

**Louisville Top Efforts Last 18 Years***(Since 2001-02)***Longest winning streak (single-season):** 17 games (2002-03)**Longest winning streak (multiple-season span):** 21 games (last 16 G of 2012-13, first 5 G of 2013-14)**Longest conference winning streak:** 10, twice -- 2008-09 & 2012-13 seasons**Longest losing streak:** 4 games (2003-04)**Longest conference losing streak:** 4 games (2003-04)**Most points scored in a game:** 114 vs. Western Kentucky, 12-22-10 (UL 114, WKU 82)**Fewest points scored in a game:** 45 vs. Cleveland State, 11-26-14 (UL 45, CSU 33)**Most points allowed in a game:** 104 vs. Notre Dame, 2-9-13 (UND 104, UL 101, 5 ot)**Fewest Points Allowed in a Game:** 26 vs. Savannah State, 11-24-14 (UL 87, SSU 26)**Fewest Points Allowed in a Conference Game:** 31 vs. Rutgers, 3-13-14 (UL 92, RU 31)**Largest Margin of Victory:** 64 vs. Morehead St., 12-27-04 (UL 104, USA 40)**Largest Margin of Victory in a Conference Game:** 61 vs. Rutgers, 3-13-14 (UL 92, RU 31)**Largest losing margin:** 33 vs. Notre Dame, 2-12-09 (ND 90, UL 57)**Fewest points scored in a win:** 45 vs. Cleveland State, 11-26-14 (UL 45, CSU 33)**Most points allowed in a win:** 90 vs. Virginia Tech, 2-18-17 (UL 94, VT 90)**Most points scored in a loss:** 101 vs. Notre Dame, 2-9-13 (UND 104, UL 101, 5 ot)**Fewest points allowed in a loss:** 52 vs. Drexel, 12-14-10 (DU 52, UL 46); vs. Syracuse, 2-13-12 (SU 52, UL 51); vs. Virginia, 2-17-15 (UVa 52, UL 47)**Largest deficit overcome to win a game:** 20 vs. West Virginia, 3-26-05 (UL 18, WVU 38)**Largest lead given up in a loss:** 23 vs. Duke, 2-12-19 (UL 59, BU 36)**Highest shooting percentage:** .667 vs. North Carolina Central, 11-17-19 (UL 87, UNCC 58)**Highest shooting percentage in a conference game:** .652 vs. Pittsburgh, 1-25-15 (UL 80, Pitt 68)**Lowest shooting percentage:** .259 vs. Kentucky, 12-27-14 (Kentucky 58, UL 50)**Lowest shooting percentage in a conference game:** .259 vs. Syracuse, 2-20-19 (Syracuse 69, UL 49)**Highest 3-point percentage:** .778 vs. Memphis, 2-4-04 (UL 58, UM 62)**Highest 3-point percentage in a conference game:** .778 vs. Memphis, 2-4-04 (UL 58, UM 62)**Lowest 3-point percentage:** .000 vs. Pittsburgh, 2-11-15 (UL 69, Pitt 56)**Lowest 3-point percentage in a conference game:** .000 vs. Pittsburgh, 2-11-15 (UL 69, Pitt 56)**Most three-pointers:** 22 vs. Hartford, 11-17-07 (UL 104, UH 69)**Free throws made:** 42 vs. Nicholls, 11-8-18 (in 55 attempts; UL 85, NSU 72)**Most assists:** 34 vs. VMI, 12-23-04 (UL 107, VMI 56)**Most blocked shots:** 18 vs. Holy Cross, 12-7-03 (UL 56, HC 40)

## 0 Lamarr “Fresh” Kimble

**G 6-0 185 Gr. - Tr. Philadelphia, Pa. (St. Joseph’s University)**



- Graduate transfer who was a three-time captain and two-year starter at Saint Joseph’s University.
- Made his first start for the Cardinals against Florida State.
- Has handed out five assists in three games. He is eighth in the ACC in assist-to-turnover ratio at 2.10 and 18th in assists with 3.0 per game.
- Scored 12 points at Kentucky, one shy of his season-high. He added four assists with no turnovers.
- Scored his 1,000 collegiate point against Pitt (combined UofL and St. Joseph’s). Dished out his 300th career assist against Eastern Kentucky, a combined career total.
- Scored a season-high 13 points while dishing out three assists and pulled down four rebounds against Indiana State.
- Noted as one of the top 10 transfers in the nation by ESPN prior to the season.
- Handed out five assists without a turnover in 16 minutes of action against Youngstown State.
- Totaled 958 career points, 265 assists, 111 three-point goals in his career with at St. Joseph’s.
- Nicknamed “Fresh,” he is the only player in Saint Joseph’s history to serve as captain for three years.
- Scored in double figures in 52 career games at SJU.
- As a redshirt junior in 2018-19, Kimble, was the Hawks second-leading scorer and All-Big 5 second team selection with a 15.6 average, despite missing 10 games with a hand injury.
- Scored a St. Joseph’s career-high 31 points twice as a junior against West Virginia and Illinois Chicago, when he scored 24 of his 31 in the second half.
- Handed out an SJU career-best 10 assists with 25 points against Dayton in 2017 for his first career double-double, one of five occasions he has produced eight or more assists in his career.
- Missed all but one game in the 2017-18 season with a foot injury suffered in the season opener.
- Coached for six seasons of AAU basketball by former All-America center Pervis Ellison.
- Born Sept. 28, 1996 ... Major is criminal justice; he has a bachelor’s degree in communication with a minor in sociology from St. Joseph’s.

0 Lamarr “Fresh” Kimble		
Games With ...	Season	Career
Double-Figure scoring.....	2	2
5 or more rebounds .....	0	0
4 or more assists .....	5	5
A blocked shot .....	2	2
A steal .....	7	7
A three-pointer.....	4	4
20+ points.....	0	0

## 0 Lamarr “Fresh” Kimble Season/Career Highs at Louisville

- Points..... 13 vs. Indiana State (11/13)
- Reb. .... 4 vs. Indiana State (11/13)
- Asst..... 5 vs. (3 times, *latest*: vs. USC Upstate (11/20))
- Blocks .... 1 vs. Miami (11/5)  
vs. Eastern Ky. (12/14)
- Steals ..... 2 vs. (4 times, *latest*: vs. Kentucky (12/28))
- FGM ..... 5 vs. Indiana State (11/13)  
vs. Kentucky (12/28)
- FGA ..... 11 vs. Florida State (1/4)
- 3FGM ..... 2 vs. Kentucky (12/28)
- 3FGA ..... 4 vs. Florida State (1/4)
- FT ..... 4 vs. N.C. Central (11/17)  
vs. Western Ky. (11/29)
- FTA..... 4 (3 times, *latest*: vs. Michigan (12/3))

### 0 Lamarr “Fresh” Kimble Game-by-Game

Opponent	Date	GS	Min	FG			3-Point			FT	FTA	Rebounds			Avg	PF	FO	A	TO	Blk	Stl	Pts	Avg
				Pct	FGA	Pct	FGA	Pct	Off			Def	Tot										
at Miami (FL)	11/05/19	20	2	5	.400	0	1	.000	2	21.000	0	0	0	0.0	2	0	3	3	1	2	6	6.0	
YOUNGSTOWN ST.	11/10/19	16	0	6	.000	0	2	.000	0	0.000	0	0	0	0.0	1	0	5	0	0	0	0	3.0	
INDIANA STATE	11/13/19	25	5	6	.833	1	2	.500	2	21.000	0	4	4	1.3	3	0	3	1	0	1	13	6.3	
N.C. CENTRAL	11/17/19	17	2	3	.667	0	1	.000	4	41.000	1	2	3	1.8	1	0	5	2	0	0	8	6.8	
USC UPSTATE	11/20/19	14	1	2	.500	0	0	.000	0	0.000	0	0	0	1.4	1	0	5	1	0	1	2	5.8	
AKRON	11/24/19	16	1	4	.250	0	2	.000	1	2.500	0	1	1	1.3	0	0	2	1	0	0	3	5.3	
vs Western Ky.	11/29/19	19	0	1	.000	0	0	.000	4	41.000	0	2	2	1.4	0	0	4	2	0	0	4	5.1	
MICHIGAN	12/03/19	22	1	5	.200	0	0	.000	3	4.750	0	3	3	1.6	3	0	3	2	0	2	5	5.1	
PITTSBURGH	12/06/19	18	1	3	.333	1	2	.500	0	2.000	0	0	0	1.4	2	0	1	3	0	0	3	4.9	
vs Texas Tech	12/10/19	23	1	5	.200	0	1	.000	2	21.000	0	0	0	1.3	1	0	2	1	0	2	4	4.8	
Eastern Kentucky	12/14/19	13	0	2	.000	0	1	.000	0	0.000	0	0	0	1.2	0	0	2	1	1	0	0	4.4	
MIAMI (OH)	12/18/19	16	1	2	.500	1	2	.500	0	0.000	1	1	2	1.3	1	0	0	0	0	0	3	4.3	
at Kentucky	12/28/19	28	5	9	.556	2	3	.667	0	2.000	0	0	0	1.2	3	0	4	0	0	2	12	4.8	
FLORIDA STATE	01/04/20 *	30	3	11	.273	0	4	.000	0	0.000	1	1	2	1.2	0	0	3	3	0	1	6	4.9	

### 0 Lamarr “Fresh” Kimble Statistics

Year	GP	GS	Min	Avg	FG	FGA	Pct	3FG	3FGA	Pct	FT	FTA	Pct	OReb	DReb	Reb	Avg	PF	FO	Ast	TO	Blk	Stl	Pts	Avg
2019-20	14	1	277	19.8	23	64	.359	5	21	.238	18	24	.750	3	14	17	1.2	18	0	42	20	2	11	69	4.9
TOTAL	14	1	277	19.8	23	64	.359	5	21	.238	18	24	.750	3	14	17	1.2	18	0	42	20	2	11	69	4.9



## 2 Darius Perry

**G 6-2 195 Jr. - 2L Marietta, Ga. (Wheeler HS)**

- Starter at point guard for the Cardinals in the first 14 games.
- Ninth in the ACC in assists (4.14 per game) and his 2.07 assists/turnovers ratio is ninth in the ACC. He has handed out five or more assists in five games this season.

- Reached 400 career points against Florida State, tallying six points on a pair of 3-pointers.

- Perry had 50 assists with 40 turnovers for the 2018-19 season, and has 58 assists already this year with 28 turnovers.

- Produced his first career double-double with 10 points and a career-high 12 assists and only one turnover vs. Youngstown State, while also matching a career-high tying five rebounds. It was the first point-assists double-double by a Louisville player since Chris Jones had 22 points and 10 assists at Wake Forest on Jan. 4, 2015.

- Honored on the 2019 All-ACC Academic team, his second straight year to receive the recognition.

- Scored in double figures in five games as a sophomore, including a career-tying 17 points against Vermont, adding four assists.

- Starter in 11 games as a sophomore, ranking fourth on the team in assists (50, 1.5 average).

- Starter in three games as a freshman. He averaged 5.6 points, four assists and shot 50 percent from the field (5-of-10) in the three starts.

- Averaged 20.2 points, 5.1 assists, 4.3 rebounds and 3.1 steals as a senior in helping Wheeler High School achieve a 21-10 record and reach the final eight teams in the Class AAAAAA state championship.

- Born March 13, 1999 ... Major is sport administration.



2 Darius Perry		
Games With ...	Season	Career
Double-Figure scoring.....	2	9
5 or more rebounds.....	1	3
4 or more assists.....	6	13
A blocked shot.....	0	3
A steal.....	9	35
A three-pointer.....	8	45
20+ points.....	0	0

### 2 Darius Perry Season Highs

Points..... 11 vs. N.C. Central (11/17)  
 Reb. .... 5 vs. Youngstown St. (11/10)  
 Asst..... 12 vs. Youngstown St. (11/10)  
 Blocks .... none  
 Steals ..... 2 vs. Western Ky. (11/29)  
 FGM ..... 4 vs. Youngstown St. (11/10)  
                     vs. N.C. Central (11/17)  
 FGA ..... 10 vs. Miami (OH) (12/18)  
 3FGM ..... 2 (3 times, *latest*: vs. Florida State (1/4)  
 3FGA ..... 5 vs. Miami (OH) (12/18)  
 FT..... 2 vs. Youngstown St. (11/10)  
                     vs. Akron (11/24)  
 FTA..... 2 (3 times, *latest*: vs. Akron (11/24))

### 2 Darius Perry Career Highs

Points..... 17 vs. George Mason (11/12/17)  
                     vs. Vermont (11/16/18)  
 Reb. .... 5 (3 times, *latest*: vs. Youngstown St. (11/10/19)  
 Asst..... 12 vs. Youngstown St. (11/10/19)  
 Blocks .... 1 (3 times, *latest*: vs. N. Carolina, 2/17/18)  
 Steals ..... 3 vs. Wake Forest (1/27/18)  
                     vs. Tennessee (11/21/18)  
 FGM ..... 6 vs. Vermont (11/16/18)  
 FGA ..... 10 vs. Vermont (11/16/18)  
 3FGM ..... 3 (4 times, *latest*: vs. Minnesota, 3/21/19)  
 3FGA ..... 6 vs. Mississippi State (3/20/18)  
                     vs. North Carolina (3/14/19)  
 FT..... 8 vs. George Mason (11/12/17)  
 FTA..... 8 vs. George Mason (11/12/17)

### 2 Darius Perry Game-by-Game

Opponent	Date	GS	Min	FG	FGA	Pct	3-Point			Rebounds					PF	FO	A	TO	Blk	Stl	Pts	Avg		
							FG	FGA	Pct	FT	FTA	Pct	Off	Def									Tot	Avg
at Miami (FL)	11/05/19	*	26	1	6	.167	0	3	.000	0	0	.000	0	3	3	3.0	3	0	4	2	0	2	2.0	
YOUNGSTOWN ST	11/10/19	*	27	4	7	.571	0	2	.000	2	3	.667	0	5	5	4.0	1	0	12	1	0	11	6.0	
INDIANA STATE	11/13/19	*	16	3	4	.750	1	2	.500	0	0	.000	0	1	1	3.0	4	0	3	4	0	7	6.3	
N.C. CENTRAL	11/17/19	*	30	4	4	1.000	2	2	1.000	1	2	.500	0	2	2	2.8	3	0	7	1	0	0	7.5	
USC UPSTATE	11/20/19	*	31	1	4	.250	1	1	1.000	0	0	.000	0	1	1	2.4	1	0	9	0	0	1	3	6.6
AKRON	11/24/19	*	28	3	9	.333	0	3	.000	2	2	1.000	0	2	2	2.3	3	0	3	2	0	1	8	6.8
vs Western Ky.	11/29/19	*	18	3	5	.600	0	2	.000	0	0	.000	0	2	2	2.3	2	0	2	3	0	2	6	6.7
MICHIGAN	12/03/19	*	21	2	4	.500	0	1	.000	0	0	.000	0	0	0	2.0	3	0	2	2	0	1	4	6.4
PITTSBURGH	12/06/19	*	24	1	5	.200	1	3	.333	0	0	.000	0	2	2	2.0	2	0	5	3	0	0	3	6.0
vs Texas Tech	12/10/19	*	15	1	4	.250	0	1	.000	0	0	.000	0	1	1	1.9	4	0	0	6	0	1	2	5.6
Eastern Kentucky	12/14/19	*	19	2	3	.667	1	2	.500	0	0	.000	0	2	2	1.9	2	0	3	2	0	1	5	5.5
MIAMI (OH)	12/18/19	*	23	3	10	.300	2	5	.400	0	0	.000	0	3	3	2.0	3	0	5	2	0	1	8	5.8
at Kentucky	12/28/19	*	34	2	4	.500	1	2	.500	0	0	.000	1	2	3	2.1	3	0	3	0	0	0	5	5.7
FLORIDA STATE	01/04/20	*	22	2	7	.286	2	2	1.000	0	0	.000	0	3	3	2.1	1	0	0	0	0	1	6	5.7

### 2 Darius Perry Statistics

Year	GP	GS	Min	Avg	FG	FGA	Pct	3FG	3FGA	Pct	FT	FTA	Pct	OReb	DReb	Reb	Avg	PF	FO	Ast	TO	Blk	Stl	Pts	Avg
2017-18	36	3	514	14.3	40	114	.351	23	70	.329	38	44	.864	6	37	43	1.2	65	0	54	39	3	21	141	3.9
2018-19	33	11	540	16.4	59	132	.447	27	72	.375	34	42	.810	5	41	46	1.4	66	0	50	40	0	14	179	5.4
2019-20	14	14	334	23.9	32	76	.421	11	31	.355	5	7	.714	1	29	30	2.1	35	0	58	28	0	10	80	5.7
<b>TOTAL</b>	<b>83</b>	<b>28</b>	<b>1388</b>	<b>16.7</b>	<b>131</b>	<b>322</b>	<b>.407</b>	<b>61</b>	<b>173</b>	<b>.353</b>	<b>77</b>	<b>93</b>	<b>.828</b>	<b>12</b>	<b>107</b>	<b>119</b>	<b>1.4</b>	<b>166</b>	<b>0</b>	<b>162</b>	<b>107</b>	<b>3</b>	<b>45</b>	<b>400</b>	<b>4.8</b>





# 5 Malik Williams

**F/C 6-11 245 Jr. - 2L Ft, Wayne, Ind. (Snider HS)**

- Elected by his teammates as one of three captains this season.
- One of the most vocal leaders on the team.
- Over the last six games, he has averaged 8.8 points and 7.0 rebounds (19-of-35 FG, .543).
- Scored a season-high 13 points and pulled down a season-high 11 rebounds against Pitt for his first double-double of the season and fourth of his career.
- Matched a season-high 11 rebounds against Miami (OH) while adding nine points.
- Had a screw inserted into the fifth metatarsal in his right foot on Sept. 23 and was out for nearly eight weeks with the broken bone. He returned to action on Nov. 20, playing five minutes against USC Upstate while contributing three points and three rebounds.
- Pulled down nine rebounds in his third game back against Southern Kentucky, adding eight points and a steal.
- Started the last 20 games of 2018-19. He averaged 9.8 points and 8.4 rebounds in his last five games.
- Produced his third double-double with a career-high matching 13 rebounds and 10 points vs. North Carolina in the 2019 ACC Tournament.
- Ranked third on the team in rebounding and 19th in the ACC with 6.1 boards per game as a sophomore. He averaged 7.9 rebounds over the last 11 games.
- Blocked a shot in 26 of 34 games as a sophomore, including a career-high four blocks against Seton Hall. Had 41 blocked shots on the season (1.2 average, 11th in the ACC).
- Tied a career-high with 13 rebounds against Notre Dame on March 3 while also scoring 16 points for his third double-double of the season.
- Scored a career-high 19 points and grabbed 11 rebounds against Miami.
- Born Aug. 26, 1998 ... Major is communication.



5 Malik Williams		
Games With ...	Season	Career
Double-Figure scoring.....	2	15
5 or more rebounds.....	7	34
4 or more assists.....	0	0
A blocked shot.....	3	39
A steal.....	7	23
A three-pointer.....	2	30
20+ points.....	0	0

## 5 Malik Williams Season Highs

- Points..... 13 vs. Pittsburgh (12/6)
- Reb. .... 11 vs. Pittsburgh (12/6)  
vs. Miami (OH) (12/18)
- Asst..... 2 vs. Eastern Ky. (12/14)
- Blocks .... 1 (3 times, *latest*: vs. Florida State (1/4)
- Steals .... 2 vs. Akron (11/24)
- FGM ..... 5 vs. Pittsburgh (12/6)
- FGA ..... 9 vs. Kentucky (12/28)
- 3FGM ..... 2 vs. Eastern Ky. (12/14)
- 3FGA ..... 3 vs. Pittsburgh (12/6)  
vs. Eastern Ky. (12/14)
- FT ..... 5 vs. Texas Tech (12/10)
- FTA ..... 8 vs. Texas Tech (12/10)

## 5 Malik Williams Career Highs

- Points..... 19 vs. Miami (1/6/19)
- Reb. .... 13 (3 times, *latest*: vs. North Carolina, 3/14/19)
- Asst..... 2 (4 times, *latest*: vs. Eastern Ky. (12/14/19)
- Blocks .... 4 vs. Seton Hall (12/1/18)
- Steals .... 3 vs. Michigan State (11/27/18)
- FGM ..... 8 vs. Miami (1/6/19)
- FGA ..... 14 vs. Miami (1/6/19)
- 3FGM ..... 4 vs. Pittsburgh (2/11/18)
- 3FGA ..... 5 (6 times, *latest*: vs. North Carolina, 3/14/19)
- FT ..... 7 vs. Southern (11/13/18)
- FTA ..... 11 vs. Southern (11/13/18)

### 5 Malik Williams Game-by-Game

Opponent	Date	GS	Min	FG	FGA	3-Point			Rebounds					PF	FO	A	TO	Blk	Stl	Pts	Avg		
						Pct	FG	FGA	Pct	FT	FTA	Pct	Off									Def	Tot
at Miami	11/5/19			DNP																			
YOUNGSTOWN ST	11/10/19			DNP																			
INDIANA STATE	11/13/19			DNP																			
N.C. CENTRAL	11/17/19			DNP																			
USC UPSTATE	11/20/19	5	1	2	.500	0	0	.000	1	2	.500	0	3	3	3.0	1	0	0	1	0	1	3	3.0
AKRON	11/24/19	18	2	5	.400	0	0	.000	2	4	.500	3	4	7	5.0	3	0	0	1	0	2	6	4.5
vs Western Ky.	11/29/19	18	2	5	.400	0	2	.000	4	4	1.000	2	7	9	6.3	2	0	1	0	0	1	8	5.7
MICHIGAN	12/03/19	14	1	3	.333	0	2	.000	0	0	.000	1	2	3	5.5	1	0	0	0	0	1	2	4.8
PITTSBURGH	12/06/19	20	5	8	.625	1	3	.333	2	2	1.000	3	8	11	6.6	0	0	1	1	0	0	13	6.4
vs Texas Tech	12/10/19	19	2	21	1.000	0	0	.000	5	8	.625	0	5	5	6.3	2	0	0	0	1	0	9	6.8
Eastern Kentucky	12/14/19	15	4	6	.667	2	3	.667	1	1	1.000	2	4	6	6.3	0	0	2	1	0	1	11	7.4
MIAMI (OH)	12/18/19	22	3	6	.500	0	0	.000	3	6	.500	5	6	11	6.9	1	0	0	1	1	0	9	7.6
at Kentucky	12/28/19	20	4	9	.444	0	2	.000	1	4	.250	4	3	7	6.9	4	0	0	1	0	1	9	7.8
FLORIDA STATE	01/04/20	15	1	4	.250	0	1	.000	0	0	.000	0	2	2	6.4	2	0	0	1	1	1	2	7.2

### 5 Malik Williams Statistics

Year	GP	GS	Min	Avg	FG	FGA	Pct	3FG	3FGA	Pct	FT	FTA	Pct	OReb	DReb	Reb	Avg	PF	FO	Ast	TO	Blk	Stl	Pts	Avg
2017-18	32	12	337	10.5	46	110	.418	20	62	.323	11	16	.688	23	54	77	2.4	30	0	5	11	13	12	123	3.8
2018-19	34	20	618	18.2	86	205	.420	28	88	.318	61	87	.701	63	145	208	6.1	84	1	9	31	41	9	261	7.7
2019-20	10	0	166	16.6	25	50	.500	3	13	.231	19	31	.613	20	44	64	6.4	16	0	4	7	3	8	72	7.2
TOTAL	76	32	1122	14.8	157	365	.430	51	163	.313	91	134	.679	106	243	349	4.6	130	1	18	49	57	29	456	6.0

# 10 Samuel Williamson

G/F 6-7 200 Fr. - HS Rockwall, Texas (Rockwall HS)

- Has scored in 12 of 14 games for the Cardinals.
- Contributed an efficient four points and four rebounds in nine minutes against No. 4 Michigan.
- One of just 14 players in Louisville history to score as many as 13 points in a freshman career debut, tying for 12th on that list with 13 off the bench at Miami in the season opener. He hit 6-of-9 shots from the field, including his lone three-point attempt, and added five rebounds and an assist in 24 minutes.
- Scored a career-high 15 points while pulling down five rebounds and dishing out a career-high four assists against Indiana State. Pulled down a career-high six rebounds against Akron.
- Started against Bellarmine in the Cardinals' exhibition game on Oct. 29 while Steven Enoch was out with an injury and totaled 17 points and nine rebounds.
- Averaged 25 points, 11.2 rebounds and 4.1 assists a game as a senior in helping Rockwall High School (30-6) reach the regional semifinals and achieve a No. 8 final ranking in the regular-season Class 6A state poll.
- The McDonald's All-American (28th who signed with Louisville) was a first team all-state selection by the Texas Association of Basketball Coaches 6-A as a senior, a first team All-USA Today Texas Boys Basketball and all-area selection by the Dallas Morning News, and was the Texas District 11-6A MVP.
- Won the three-point competition at the 2019 American Family Insurance High School Slam Dunk & 3-Point championship in Minneapolis on April 5.
- As a junior, averaged 23.3 points and 9.7 rebounds in helping Rockwall to a 20-12 record, earning first team Texas Association of Basketball Coaches all-state honors. He scored 21 points as his team reached the area round.
- Born Sept. 7, 2000 ... Major is business management.



10 Samuel Williamson		
Games With ...	Season	Career
Double-Figure scoring.....	2	2
5 or more rebounds .....	4	4
4 or more assists .....	1	1
A blocked shot .....	3	3
A steal .....	3	3
A three-pointer .....	3	3
20+ points.....	0	0

## 10 Samuel Williamson

### Season/Career Highs

- Points..... 15 vs. Indiana State (11/13)
- Reb. .... 6 vs. Akron (11/24)
- Asst..... 4 vs. Indiana State (11/13)
- Blocks .... 1 (3 times, *latest*: vs. Western Ky. (11/29))
- Steals ..... 1 (3 times, *latest*: vs. Florida State (1/4))
- FGM ..... 6 vs. Miami (11/5)  
vs. Indiana State (11/13)
- FGA ..... 9 vs. Miami (11/5)  
vs. Indiana State (11/13)
- 3FGM ..... 1 vs. (3 times, *latest*: vs. Miami (OH) (12/18))
- 3FGA ..... 3 vs. USC Upstate (11/20)  
vs. Pittsburgh (12/6)
- FT ..... 3 vs. Indiana State (11/13)  
vs. N.C. Central (11/17)
- FTA..... 4 vs. Indiana State (11/13)

### 10 Samuel Williamson Game-by-Game

Opponent	Date	GS	Min	FG	FGA	3-Point		Pct	FT	FTA	Rebounds				Avg	PF	FO	A	TO	Blk	Stl	Pts	Avg
						Pct	FG				FGA	Pct	Off	Def									
at Miami (FL)	11/05/19	24	6	9	.667	1	11.000	0	1	.000	2	3	5	5.0	4	0	1	3	0	0	13	13.0	
YOUNGSTOWN ST	11/10/19	23	3	8	.375	0	1.000	0	0	.000	1	4	5	5.0	1	0	2	0	1	0	6	9.5	
INDIANA STATE	11/13/19	23	6	9	.667	0	1.000	3	4	.750	3	2	5	5.0	1	0	4	2	1	11	11.3		
N.C. CENTRAL	11/17/19	23	3	4	.750	0	1.000	3	31.000	1	2	3	4.5	4	0	0	2	0	0	0	9	10.8	
USC UPSTATE	11/20/19	16	2	7	.286	0	3.000	0	0	.000	0	1	1	3.8	0	0	0	1	0	0	4	9.4	
AKRON	11/24/19	19	0	2	.000	0	1.000	1	2	.500	0	6	6	4.2	1	0	0	1	0	0	1	8.0	
vs Western Ky.	11/29/19	10	1	3	.333	0	0.000	0	0	.000	2	2	4	4.1	2	0	0	1	1	1	2	7.1	
MICHIGAN	12/03/19	9	2	3	.667	0	0.000	0	1	.000	1	3	4	4.1	1	0	0	1	0	0	4	6.8	
PITTSBURGH	12/06/19	17	2	4	.500	1	3.333	0	0	.000	1	2	3	4.0	2	0	1	1	0	0	5	6.6	
vs Texas Tech	12/10/19	10	1	3	.333	0	0.000	0	0	.000	0	2	2	3.8	2	0	0	0	0	0	2	6.1	
Eastern Kentucky	12/14/19	17	1	4	.250	0	1.000	1	11.000	1	1	2	3.6	2	0	0	2	0	0	3	5.8		
MIAMI (OH)	12/18/19	12	1	4	.250	1	11.000	0	0	.000	0	2	2	3.5	1	0	0	0	0	0	3	5.6	
at Kentucky	12/28/19	8	0	0	.000	0	0.000	0	0	.000	0	0	0	3.2	3	0	0	1	0	0	0	5.2	
FLORIDA STATE	01/04/20	8	0	1	.000	0	0.000	0	0	.000	1	0	1	3.1	1	0	0	1	0	1	0	4.8	

### 10 Samuel Williamson Statistics

Year	GP	GS	Min	Avg	FG	FGA	Pct	3FG	3FGA	Pct	FT	FTA	Pct	OReb	DReb	Reb	Avg	PF	FO	Ast	TO	Blk	Stl	Pts	Avg
2019-20	14	0	219	15.6	28	61	.459	3	13	.231	8	12	.667	13	30	43	3.1	25	0	8	16	3	3	67	4.8
TOTAL	14	0	219	15.6	28	61	.459	3	13	.231	8	12	.667	13	30	43	3.1	25	0	8	16	3	3	67	4.8

# 11 Quinn Slazinski

**F 6-8 215 Fr. - HS Houston, Texas (Huntington Prep/W.Va.)**

■ Has played at least three minutes in six games for the Cardinals, appearing in 10 games this season.

■ Scored six points while making both of his three-point attempts against Youngstown State in the Cardinals' home opener.

■ After undergoing an appendectomy on Oct. 17, he played in UofL's exhibition game against Bellarmine 12 days later.

■ Averaged 14.3 points, 6.2 rebounds and 2.8 assists on a balanced team in his final season in 2018-19 at Huntington Prep, which posted a 20-5 record and No. 16 national ranking among prep schools. He was selected to the All-USA West Virginia Boys Basketball Team second team.


■ As a junior in 2017-18, Slazinski averaged 11.1 points and 5.2 rebounds in helping Huntington Prep to 21-7 record.

■ His family moved from Michigan to Houston when he was in the sixth grade. He was a first team all-district selection as a sophomore at Westbury Christian School in Houston in helping his team win the Texas 5A championship for the 21st time in 26 years, scoring 23 points in the title game.

■ Was an accomplished distance runner in high school, posting the 12th best two-mile time in school history at Westbury Christian. He was also a standout baseball player before focusing on basketball.

■ His father Mike played football at Grand Valley State.

■ Born March 5, 2001 ... Major is communications.



11 Quinn Slazinski	
Games With ...	Season Career
Double-Figure scoring.....	0 0
5 or more rebounds .....	0 0
4 or more assists .....	0 0
A blocked shot .....	0 0
A steal .....	0 0
A three-pointer .....	1 1
20+ points.....	0 0

## 11 Quinn Slazinski Season/Career Highs

- Points..... 6 vs. Youngstown St. (11/10)
- Reb. .... 2 vs. Indiana State (11/13)  
vs. N.C. Central (11/17)
- Asst..... 1 (3 times, *latest*: vs. N.C. Central (11/17))
- Blocks .... none
- Steals .... none
- FGM ..... 2 vs. Youngstown St. (11/10)
- FGA ..... 2 vs. Miami (11/5)  
vs. Youngstown St. (11/10)
- 3FGM ..... 2 vs. Youngstown St. (11/10)
- 3FGA ..... 2 vs. Youngstown St. (11/10)  
vs. Indiana State (11/13)
- FT ..... 4 vs. Eastern Ky. (12/14)
- FTA ..... 4 vs. Eastern Ky. (12/14)

### 11 Quinn Slazinski Game-by-Game

Opponent	Date	GS	Min	FG FGA	Pct	3-Point		FT FTA	Pct	Rebounds				Avg	PF	FO	A	TO	Blk	Stl	Pts	Avg
						FG	FGA			Off	Def	Tot										
at Miami (FL)	11/05/19	7	0	2	.000	0	0	.000	0	0	1	1	1.0	2	0	1	0	0	0	0	0.0	
YOUNGSTOWN ST	11/10/19	4	2	2	1.000	2	2	1.000	0	0	1	1	1.0	0	0	0	0	0	0	6	3.0	
INDIANA STATE	11/13/19	6	0	2	.000	0	2	.000	2	2	1	1	2	1.3	1	0	1	0	0	2	2.7	
N.C. CENTRAL	11/17/19	5	0	0	.000	0	0	.000	0	2	.000	1	1	2	1.5	0	0	1	1	0	2.0	
USC UPSTATE	11/20/19	2	0	0	.000	0	0	.000	0	0	.000	0	1	1	1.4	0	0	0	1	0	1.6	
AKRON	11/24/19	DNP																				
vs Western Ky.	11/29/19	3	0	0	.000	0	0	.000	0	0	.000	0	0	0	1.2	0	0	0	1	0	1.3	
MICHIGAN	12/03/19	0	0	0	.000	0	0	.000	0	0	.000	0	0	0	1.0	0	0	0	0	0	1.1	
PITTSBURGH	12/06/19	1	0	0	.000	0	0	.000	0	0	.000	0	0	0	0.9	0	0	0	0	0	1.0	
vs Texas Tech	12/10/19	DNP																				
Eastern Kentucky	12/14/19	4	0	0	.000	0	0	.000	4	4	1.000	0	0	0	0.8	0	0	0	0	0	4	1.3
MIAMI (OH)	12/18/19	1	0	0	.000	0	0	.000	0	0	.000	0	1	1	0.8	0	0	0	0	0	1.2	
at Kentucky	12/28/19	DNP																				
FLORIDA STATE	01/04/20	DNP																				

### 11 Quinn Slazinski Statistics

Year	GP	GS	Min	Avg	FG	FGA	Pct	3FG	3FGA	Pct	FT	FTA	Pct	OReb	DReb	Reb	Avg	PF	FO	Ast	TO	Blk	Stl	Pts	Avg
2019-20	10	0	33	3.3	2	6	.333	2	4	.500	6	8	.750	2	6	8	0.8	3	0	3	3	0	0	12	1.2
TOTAL	10	0	33	3.3	2	6	.333	2	4	.500	6	8	.750	2	6	8	0.8	3	0	3	3	0	0	12	1.2

# 13 David Johnson

**G 6-5 Fr. - HS Louisville, Ky. (Trinity HS)**

- Hometown Louisville product was sidelined to start the season with an injury. He has logged double-digit minutes in three of the last four games.
- Played a career-high 19 minutes off the bench against Florida State, finishing with a career-high six rebounds and a career-high three assists.
- Scored a season-best nine points in eight minutes against Akron while pulling down a three rebounds.
- Had surgery on his left (non-shooting) shoulder on July 30 and was out nearly four months. He made his first game appearance with 3 1/2 minutes against USC Upstate, scoring his first collegiate points on a pair of dunks. He had practiced in non-contact drills since Oct. 22.
- A four-year starter at Trinity High School, Johnson averaged 16.1 points, 7.2 rebounds and four assists as a senior while leading the Shamrocks to a 30-8 record and the Kentucky state championship. He was the MVP of the Kentucky Sweet 16 state championship. He missed six games with a knee injury his senior year.
- Named the Lexington Herald-Leader/Kentucky.com Player of the Year and was a first team all-state selection. He earned Seventh Region Player of the Year honors from the Kentucky Association of Basketball Coaches and the Courier Journal.
- Totaled 1,472 points and 719 rebounds in his career at Trinity as a four-year starter.
- Cousin of recent UofL forward Ray Spalding (2015-18), who played with the Dallas Mavericks and Phoenix Suns, and was also a product of Trinity High School.
- Born February 26, 2001 ... Major is sport administration.



13 David Johnson		
Games With ...	Season	Career
Double-Figure scoring.....	0	0
5 or more rebounds .....	1	1
4 or more assists .....	0	0
A blocked shot .....	2	2
A steal .....	0	0
A three-pointer .....	2	2
20+ points.....	0	0

## 13 David Johnson Season/Career Highs

- Points..... 9 vs. Akron (11/24)
- Reb. .... 6 vs. Florida State (1/4)
- Asst..... 3 vs. Florida State (1/4)
- Blocks .... 1 vs. Miami (OH) (12/18)  
vs. Florida State (1/4)
- Steals ..... none
- FGM ..... 4 vs. Akron (11/24)
- FGA ..... 9 vs. Florida State (1/4)
- 3FGM ..... 1 vs. Akron (11/24)  
vs. Eastern Ky. (12/14)
- 3FGA ..... 2 vs. Akron (11/24)  
vs. Miami (OH) (12/18)
- FT ..... 2 vs. Texas Tech (12/10)
- FTA..... 4 vs. Texas Tech (12/10)

### 13 David Johnson Game-by-Game

Opponent	Date	GS	Min	FG	FGA	3-Point		FT	FTA	Rebounds				Avg	PF	FO	A	TO	Blk	Stl	Pts	Avg	
						Pct	FG			FGA	Pct	Off	Def										Tot
at Miami	11/5/19																						
YOUNGSTOWN ST	11/10/19																						
INDIANA STATE	11/13/19																						
N.C. CENTRAL	11/17/19																						
USC UPSTATE	11/20/19	3	2	2	1.000	0	0	.000	0	0	.000	0	1	1	1.0	1	0	0	0	0	4	4.0	
AKRON	11/24/19	8	4	5	.800	1	2	.500	0	1	.000	0	3	3	2.0	3	0	1	1	0	9	6.5	
vs Western Ky.	11/29/19	9	0	1	.000	0	0	.000	0	0	.000	0	1	1	1.7	3	0	1	0	0	0	4.3	
MICHIGAN	12/03/19	2	0	1	.000	0	0	.000	0	0	.000	0	0	0	1.3	0	0	0	0	0	0	3.3	
PITTSBURGH	12/06/19	1	0	0	.000	0	0	.000	0	0	.000	0	0	0	1.0	0	0	0	0	0	0	2.6	
vs Texas Tech	12/10/19	7	1	2	.500	0	0	.000	2	4	.500	1	0	1	1.0	1	0	0	0	0	4	2.8	
Eastern Kentucky	12/14/19	17	2	3	.667	1	11	.000	0	0	.000	0	2	2	1.1	0	0	2	3	0	5	3.1	
MIAMI (OH)	12/18/19	12	2	4	.500	0	2	.000	0	0	.000	1	1	2	1.3	1	0	0	1	1	0	4	3.3
at Kentucky	12/28/19	0	0	0	.000	0	0	.000	0	0	.000	0	0	0	1.1	0	0	0	0	0	0	2.9	
FLORIDA STATE	01/04/20	19	2	9	.222	0	1	.000	0	0	.000	4	2	6	1.6	1	0	3	3	1	0	4	3.0

### 13 David Johnson Statistics

Year	GP	GS	Min	Avg	FG	FGA	Pct	3FG	3FGA	Pct	FT	FTA	Pct	OReb	DReb	Reb	Avg	PF	FO	Ast	TO	Blk	Stl	Pts	Avg
2019-20	10	0	78	7.8	13	27	.481	2	6	.333	2	5	.400	6	10	16	1.6	10	0	7	8	2	0	30	3.0
TOTAL	10	0	78	7.8	13	27	.481	2	6	.333	2	5	.400	6	10	16	1.6	10	0	7	8	2	0	30	3.0

## 20 Josh Nickelberry

**G 6-4 200 Fr. - HS Fayetteville, N.C. (Northwood Temple Academy)**

- Has seen an average of 4.6 minutes of action while playing in 11 of the Cardinals' first 14 games of the season.
- Scored his first collegiate points with a pair of free throws against Indiana State. He knocked down his first field goal with a three-pointer against North Carolina Central.
- Averaged 26.9 points, 4.9 rebounds and 2.6 assists per game as a senior in leading Northwood Temple Academy to a 20-14 record and a runner-up position in the 1A NCISAA North Carolina state championship. He scored 19 in the title game as his team was the first in program history to reach the state championship game.
- The first player to verbally commit to the Cardinals in this recruiting class, Nickelberry earned NCISAA and AP All-State honors as a senior at Northwood Temple.
- Finished his high school career with 2,904 points, making him the second-leading all-time scorer in the history of North Carolina high school basketball. He scored 886 as a senior.
- Began playing organized basketball as an eight-year-old and achieved his first dunk in the eighth grade.
- Nickelberry's father, Gerald, was a linebacker at Northern Illinois (1991-94), ranking sixth in career tackles and his seven career fumble recoveries is an NIU record. His mother, Meredith McKinney, was a volleyball player and is an Army veteran. His stepmother, Jessie, was a track and volleyball athlete and is an Army veteran.
- Born March 9, 2001 ... Major is marketing.



20 Josh Nickelberry		
Games With ...	Season	Career
Double-Figure scoring.....	0	0
5 or more rebounds.....	0	0
4 or more assists.....	0	0
A blocked shot.....	0	0
A steal.....	0	0
A three-pointer.....	1	1
20+ points.....	0	0

## 20 Josh Nickelberry Season/Career Highs

- Points..... 3 vs. N.C. Central (11/17)
- Reb. .... 1 (3 times, *latest*: vs. Western Ky. (11/29))
- Asst..... 1 vs. USC Upstate (11/20)
- Blocks .... none
- Steals..... none
- FGM ..... 1 vs. N.C. Central (11/17)
- FGA ..... 3 vs. Indiana State (11/13)
- 3FGM ..... 1 vs. N.C. Central (11/17)
- 3FGA ..... 2 vs. Indiana State (11/13)  
vs. N.C. Central (11/17)
- FT..... 2 (3 times, *latest*: vs. Eastern Ky. (12/14))
- FTA..... 2 (3 times, *latest*: vs. Eastern Ky. (12/14))

### 20 Josh Nickelberry Game-by-Game

Opponent	Date	GS	Min	FG	FGA	3-Point		Pct	FT	FTA	Rebounds			Avg	PF	FO	A	TO	Blk	Stl	Pts	Avg
						Pct	FG				FGA	Pct	Off									
at Miami (FL)	11/05/19	9	0	0	.000	0	0	.000	0	0	0	0	0	0.0	0	0	0	0	0	0	0	0.0
YOUNGSTOWN ST	11/10/19	5	0	0	.000	0	0	.000	0	0	.000	0	0	0.0	0	0	0	0	0	0	0	0.0
INDIANA STATE	11/13/19	9	0	3	.000	0	2	.000	2	2	1.000	0	1	1	0.3	0	0	0	0	0	2	0.7
N.C. CENTRAL	11/17/19	10	1	2	.500	1	2	.500	0	0	.000	0	0	0	0.3	0	0	0	0	0	3	1.3
USC UPSTATE	11/20/19	2	0	0	.000	0	0	.000	0	0	.000	0	1	1	0.4	0	0	1	0	0	0	1.0
AKRON	11/24/19	DNP																				
vs Western Ky.	11/29/19	5	0	2	.000	0	1	.000	2	2	1.000	1	0	1	0.5	0	0	0	0	0	2	1.2
MICHIGAN	12/03/19	0	0	0	.000	0	0	.000	0	0	.000	0	0	0	0.4	0	0	0	0	0	0	1.0
PITTSBURGH	12/06/19	1	0	0	.000	0	0	.000	0	0	.000	0	0	0	0.4	0	0	0	0	0	0	0.9
vs Texas Tech	12/10/19	DNP																				
Eastern Kentucky	12/14/19	8	0	1	.000	0	1	.000	2	2	1.000	0	0	0	0.3	2	0	0	1	0	2	1.0
MIAMI (OH)	12/18/19	1	0	0	.000	0	0	.000	0	0	.000	0	0	0	0.3	0	0	0	0	0	0	0.9
at Kentcuky	12/28/19	DNP																				
FLORIDA STATE	01/04/20	1	0	0	.000	0	0	.000	0	0	.000	0	0	0	0.3	0	0	0	0	0	0	0.8

### 20 Josh Nickelberry Statistics

Year	GP	GS	Min	Avg	FG	FGA	Pct	3FG	3FGA	Pct	FT	FTA	Pct	OReb	DReb	Reb	Avg	PF	FO	Ast	TO	Blk	Stl	Pts	Avg
2019-20	11	0	51	4.6	1	8	.125	1	6	.167	6	6	1.000	1	2	3	0.3	2	0	1	1	0	0	9	0.8
TOTAL	11	0	51	4.6	1	8	.125	1	6	.167	6	6	1.000	1	2	3	0.3	2	0	1	1	0	0	9	0.8

## 22 Aidan Igiehon

**F 6-10 240 Fr. - HS Dublin, Ireland (Lawrence Woodmere Academy)**

- Last name is pronounced ee-GYAY-hawn.
- Has seen action in 12 of the Cardinals' first 14 games of the season, averaging 5.0 minutes a game in a reserve role.
- Led the Cardinals with seven rebounds against North Carolina Central.
- Scored his first collegiate points with a first-half dunk against Indiana State. Has scored in four games.
- Averaged 23.4 points, 10.4 rebounds and 5.8 blocked shots as a senior for Woodmere (22-5), which won the NYSAIS Class B Championship, marking his third consecutive state title.
- Nicknamed the "Irish Hulk," he was a first team USA Today's All USA New York Boys Basketball Team selection and was a member of the New York State Sportswriters Association Class B boys basketball all-state first team.
- Won three consecutive state titles, helping the Tigers to the NYSAIS C-Division title in 2017 and the B-Division title in 2018 and 2019.
- Igiehon was 13-years-old when he arrived in Brooklyn, New York on June 28, 2014 to live with his aunt and uncle. He had first picked up a basketball when he was 12. UofL Coach Chris Mack visited Igiehon's mother in Clondalkin, West Dublin, Ireland during the recruiting process.
- His brother Brandon is a senior at SUNY Potsdam, where he plays soccer for the Bears.
- Born Aug. 17, 2000 ... Major is communication.



22 Aidan Igiehon		
Games With ...	Season	Career
Double-Figure scoring.....	0	0
5 or more rebounds.....	1	1
4 or more assists.....	0	0
A blocked shot.....	2	2
A steal.....	0	0
A three-pointer.....	0	0
20+ points.....	0	0

### 22 Aidan Igiehon Season/Career Highs

- Points..... 4 vs. Indiana State (11/13)
- Reb. .... 7 vs. N.C. Central (11/17)
- Asst..... none
- Blocks .... 1 vs. Miami (11/5)  
vs. N.C. Central (11/17)
- Steals..... none
- FGM ..... 2 vs. Indiana State (11/13)
- FGA ..... 2 vs. Indiana State (11/13)  
vs. N.C. Central (11/17)
- 3FGM ..... none
- 3FGA ..... none
- FT..... 1 vs. N.C. Central (11/17)
- FTA..... 4 vs. N.C. Central (11/17)

#### 22 Aidan Igiehon Game-by-Game

Opponent	Date	3-Point			Rebounds							Avg	PF	FO	A	TO	Blk	Stl	Pts	Avg			
		GS	Min	FGA	Pct	FG	FGA	Pct	FT	FTA	Pct										Off	Def	Tot
at Miami (FL)	11/05/19	12	0	1	.000	0	0	.000	0	0	.000	0	0	0	0.0	3	0	0	2	1	0	0	0.0
YOUNGSTOWN ST	11/10/19	5	0	0	.000	0	0	.000	0	0	.000	0	1	1	0.5	4	0	0	0	0	0	0	0.0
INDIANA STATE	11/13/19	11	2	2	1.000	0	0	.000	0	2	.000	0	3	3	1.3	0	0	0	1	0	0	4	1.3
N.C. CENTRAL	11/17/19	13	1	2	.500	0	0	.000	1	4	.250	1	6	7	2.8	4	0	0	1	1	0	3	1.8
USC UPSTATE	11/20/19	6	1	1	1.000	0	0	.000	0	0	.000	0	1	1	2.4	0	0	0	0	0	0	2	1.8
AKRON	11/24/19	DNP																					
vs Western Ky.	11/29/19	3	0	0	.000	0	0	.000	0	0	.000	0	1	1	2.2	0	0	0	0	0	0	0	1.5
MICHIGAN	12/03/19	0	0	0	.000	0	0	.000	0	0	.000	0	0	0	1.9	0	0	0	0	0	0	0	1.3
PITTSBURGH	12/06/19	1	0	1	.000	0	0	.000	0	0	.000	0	0	0	1.6	0	0	0	0	0	0	0	1.1
vs Texas Tech	12/10/19	2	0	0	.000	0	0	.000	0	0	.000	0	1	1	1.6	0	0	0	0	0	0	0	1.0
Eastern Kentucky	12/14/19	5	1	1	1.000	0	0	.000	0	0	.000	1	2	3	1.7	1	0	0	0	0	0	2	1.1
MIAMI (OH)	12/18/19	1	0	0	.000	0	0	.000	0	0	.000	0	0	0	1.5	0	0	0	0	0	0	0	1.0
at Kentcuky	12/28/19	DNP																					
FLORIDA STATE	01/04/20	1	0	0	.000	0	0	.000	0	0	.000	0	0	0	1.4	0	0	0	0	0	0	0	0.9

#### 22 Aidan Igiehon Statistics

Year	GP	GS	Min	Avg	FG	FGA	Pct	3FG	3FGA	Pct	FT	FTA	Pct	OReb	DReb	Reb	Avg	PF	FO	Ast	TO	Blk	Stl	Pts	Avg
2019-20	12	0	60	5.0	5	8	.625	0	0	.000	1	6	.167	2	15	17	1.4	12	0	0	4	2	0	11	0.9
TOTAL	12	0	60	5.0	5	8	.625	0	0	.000	1	6	.167	2	15	17	1.4	12	0	0	4	2	0	11	0.9

## 23 Steven Enoch

**C 6-10 255 R-Sr. - 1L Norwalk, Conn. (University of Connecticut)**

- Ranks 14th in the ACC in rebounding (6.86 rpg).
- Totaled 18 points and five rebounds vs. Kentucky, his second-highest scoring total of the year. It was the eighth time this season he has scored in double figures and 25th in the last two seasons.
- Set a career-high with 23 points on 9-of-10 shooting against Eastern Kentucky, surpassing his previous career-high of 22 points against Boston College on Feb. 27, 2019, his only other 20-point game of his career.
- Has made 4-of-10 three-pointers over the last seven games.
- Recorded his third double-double of the season with 13 points and 10 rebounds against fourth-ranked Michigan for his fifth career double-double.
- Matched a season-high with 17 points against Akron.
- Produced double-doubles in the Cardinals' first two games of the season (11 points, 12 rebounds, one blocked shot vs. Miami; 17 points, career-high 14 rebounds, career-best three blocked shots vs. Youngstown State).
- Earned a bachelor of arts degree in communication from UofL in 2019 and is playing his final year as a graduate student.
- Went through the NBA draft evaluation process while declaring for the draft in the spring but chose to return to college for his senior year.
- Double figure scorer in 26 games over his two seasons at Louisville.
- Honored on the 2019 All-ACC Academic team.
- Produced his first double-double at North Carolina last year with 17 points and a season-high tying 11 rebounds.
- Scored a career-high 22 points against Boston College last season while pulling down six rebounds.
- Played his freshman and sophomore years at the University of Connecticut (2015-17). He sat out the 2017-18 season after transferring.
- Averaged 3.4 points, 2.3 rebounds and 12.1 minutes in 29 games during the 2016-17 season for UConn.
- Born Sept. 18, 1997 ... Major is communication, post baccalaureate.



23 Steven Enoch		
Games With ...	Season	Career
Double-Figure scoring.....	9	26
5 or more rebounds.....	11	27
4 or more assists.....	0	0
A blocked shot.....	9	26
A steal.....	3	8
A three-pointer.....	4	15
20+ points.....	1	2

### 23 Steven Enoch Season Highs

- Points..... 23 vs. Eastern Ky. (12/14)
- Reb. .... 14 vs. Youngstown St. (11/10)
- Asst..... 2 vs. N.C. Central (11/17)
- Blocks .... 3 vs. Youngstown St. (11/10)
- Steals ..... 1 (3 times, *latest*: vs. Florida State (1/4)
- FGM ..... 9 vs. Eastern Ky. (12/14)
- FGA ..... 17 vs. Kentucky (12/28)
- 3FGM ..... 2 vs. Michigan (12/3)
- 3FGA ..... 5 vs. Michigan (12/3)
- FT ..... 5 vs. Eastern Ky. (12/14)
- FTA ..... 7 vs. Akron (11/24)

### 23 Steven Enoch Career Highs at UofL

- Points..... 23 vs. Eastern Ky. (12/14/19)
- Reb. .... 14 vs. Youngstown St. (11/10/19)
- Asst..... 2 vs. N.C. Central (11/17/19)
- Blocks .... 3 vs. Robert Morris (12/21/18)  
vs. Youngstown St. (11/10/19)
- Steals ..... 2 vs. Pittsburgh (1/26/19)
- FGM ..... 9 vs. Boston College (2/27/19)  
vs. Eastern Ky. (12/14/19)
- FGA ..... 17 vs. Boston College (2/27/19)  
vs. Kentucky (12/28)
- 3FGM ..... 2 (4 times, *latest*: vs. Michigan (12/3/19)
- 3FGA ..... 5 vs. Michigan (12/3/19)
- FT ..... 9 vs. Nicholls State (11/8/18)
- FTA ..... 9 vs. Nicholls State (11/8/18)

### 23 Steven Enoch Game-by-Game

Opponent	Date	GS	Min	FG	FGA	3-Point			Rebounds			PF	FO	A	TO	Blk	Stl	Pts	Avg					
						Pct	FG	FGA	Pct	FT	FTA									Pct	Off	Def	Tot	
at Miami (FL)	11/05/19	*	19	5	7	.714	0	1	.000	1	2	.500	3	9	12	12.0	2	0	0	1	0	11	11.0	
YOUNGSTOWN ST	11/10/19	*	29	8	14	.571	0	2	.000	1	1	1.000	4	10	14	13.0	0	0	0	3	0	17	14.0	
INDIANA STATE	11/13/19	*	21	2	6	.333	0	0	.000	0	0	.000	1	9	10	12.0	4	0	0	3	2	0	4	10.7
N.C. CENTRAL	11/17/19	*	23	7	9	.778	0	2	.000	1	2	.500	0	5	5	10.3	2	0	2	2	0	0	15	11.8
USC UPSTATE	11/20/19	*	25	2	8	.250	0	2	.000	2	2	1.000	2	4	6	9.4	2	0	0	2	1	0	6	10.6
AKRON	11/24/19	*	21	6	9	.667	1	2	.500	4	7	.571	2	3	5	8.7	3	0	0	1	2	0	17	11.7
vs Western Ky.	11/29/19	*	19	2	5	.400	0	0	.000	2	3	.667	1	2	3	7.9	2	0	1	0	0	1	6	10.9
MICHIGAN	12/03/19	*	26	5	10	.500	2	5	.400	1	2	.500	3	7	10	8.1	2	0	0	1	1	0	13	11.1
PITTSBURGH	12/06/19	*	19	3	6	.500	1	11	.000	0	0	.000	1	1	2	7.4	2	0	0	1	0	0	7	10.7
vs Texas Tech	12/10/19	*	21	4	8	.500	0	0	.000	2	2	1.000	2	4	6	7.3	1	0	0	3	1	0	10	10.6
Eastern Kentucky	12/14/19	*	20	9	10	.900	0	0	.000	5	6	.833	2	5	7	7.3	3	0	1	1	1	1	23	11.7
MIAMI (OH)	12/18/19	*	17	1	3	.333	0	0	.000	2	2	1.000	1	6	7	7.3	1	0	1	1	0	0	4	11.1
at Kentucky	12/28/19	*	25	8	17	.471	1	4	.250	1	1	1.000	1	4	5	7.1	4	0	0	3	0	0	18	11.6
FLORIDA STATE	01/04/20	*	24	3	6	.500	0	0	.000	4	7	.571	1	3	4	6.9	2	0	1	2	2	1	10	11.5

### 23 Steven Enoch Statistics at Louisville

Year	GP	GS	Min	Avg	FG	FGA	Pct	3FG	3FGA	Pct	FT	FTA	Pct	OReb	DReb	Reb	Avg	PF	FO	Ast	TO	Blk	Stl	Pts	Avg
2018-19	34	14	654	19.2	122	231	.528	14	39	.359	63	77	.818	51	126	177	5.2	86	2	6	35	22	6	321	9.4
2019-20	14	14	309	22.1	65	118	.551	5	19	.263	26	37	.703	24	72	96	6.9	30	0	6	20	14	3	161	11.5
TOTAL	48	28	963	20.1	187	349	.536	19	58	.328	89	114	.781	75	198	273	5.7	116	2	12	55	36	9	482	10.0



## 24 Dwayne Sutton

**F 6-5 220 R-Sr. - 2L Louisville, Ky. (UNC Asheville)**

■ Ranks sixth in the ACC in rebounding with 8.5 per game and is third in offensive rebounds (3.14). He has pulled down double-digit rebounds in five of his last 10 games, including 11 against No. 4 Michigan.

■ Produced his eighth career double-double with 14 points and 10 rebounds at Kentucky.

■ Scored 11 points against ECU, surpassing 1,000 career points. He now has 1,026 points for his career (618 at Louisville, 408 at UNC Asheville).

■ Matched his career-high with 15 rebounds and three blocked shots while playing a season-high 36 minutes against Miami (Ohio), adding eight points and dishing out four assists.

■ Ranks 50th in the nation in effective field goal percentage by KenPom.

■ Sutton's career-high matching 15 rebounds against USC Upstate were the most by a Cardinal since Ray Spalding pulled down 16 against Grand Canyon on Dec. 23, 2017. His 29 rebounds in that game and 14 vs. Akron combined was the most for a Cardinal since Chinanu Onuaku grabbed as many against Wake Forest (15) and NC State (14) on Jan. 3 and 7, 2016.

■ Recorded his first double-double of the season with 14 points and 10 rebounds against Indiana State. Has three double-doubles this season (14 points and 10 rebounds against Kentucky; 10 points and 14 rebounds against Akron).

■ Earned a bachelor of arts degree in sport administration from UofL in 2019 and is playing his final year working on a master's degree in sport administration.

■ Listed second in a preseason rank of 2019-20 "Glue Guys" by NCAA.com.

■ Has eight career double-doubles and has scored in double digits 27 times with the Cardinals.

■ Scored a career-high 19 points against North Carolina in Louisville last season while matching a career-high four three-pointers made.

■ Named ACC Player of the Week for games Jan. 7-13, 2019.

■ Scored 17 points at North Carolina last year, dished out a career-high seven assists and added 10 rebounds and four steals with no turnovers in 38 minutes.

■ Redshirted the 2016-17 season as a walk-on after transferring to Louisville following his freshman year at UNC Asheville. He earned a scholarship for the 2017-18 season.

■ Was UNC Asheville's second-leading scorer and top rebounder in 2015-16, averaging 12.0 points and 7.7 rebounds as a freshman. He scored in double digits on 21 occasions and grabbed eight or more rebounds in 16 games.

■ Earned Big South Tournament MVP when he produced season highs of 25 points and 18 rebounds against Winthrop in the championship game of the Big South Tournament.

■ Born Feb. 26, 1997 ... Major is sport administration (master's).



### 24 Dwayne Sutton

Games With ...	Season	Career
Double-Figure scoring.....	7	27
5 or more rebounds.....	13	53
4 or more assists.....	4	11
A blocked shot.....	6	22
A steal.....	9	50
A three-pointer.....	9	34
20+ points.....	0	0

### 24 Dwayne Sutton Season Highs

Points..... 16 vs. Miami (11/5)  
 Reb. .... 15 vs. USC Upstate (11/20)  
                     vs. Miami (OH) (12/18)  
 Asst..... 5 vs. Pittsburgh (12/6)  
 Blocks.... 3 vs. Miami (OH) (12/18)  
 Steals.... 2 (4 times, *latest*: vs. Eastern Ky. (12/14))  
 FGM..... 6 vs. Miami (11/5)  
                     vs. Western Ky. (11/29)  
 FGA..... 10 vs. Western Ky. (11/29)  
                     vs. Miami (OH) (12/18)  
 3FGM .... 2 (3 times, *latest*: vs. Western Ky. (11/29))  
 3FGA .... 5 vs. Kentucky (12/28)  
 FT..... 5 vs. Akron (11/24)  
 FTA..... 6 vs. Miami (11/5)  
                     vs. Akron (11/24)

### 24 Dwayne Sutton Career Highs at UofL

Points..... 19 vs. North Carolina (2/2/19)  
 Reb. .... 15 vs. USC Upstate (11/20/19)  
                     vs. Miami (OH) (12/18/19)  
 Asst..... 7 vs. North Carolina (1/12/19)  
 Blocks.... 3 vs. Florida State (3/7/18)  
                     vs. Miami (OH) (12/18/19)  
 Steals .... 4 vs. North Carolina (1/12/19)  
 FGM..... 7 vs. North Carolina (2/2/19)  
 FGA..... 12 vs. North Carolina (2/2/19)  
 3FGM .... 4 (4 times, *latest*: vs. North Carolina. 3/14/19)  
 3FGA .... 9 vs. North Carolina (3/14/19)  
 FT..... 7 vs. Wake Forest (1/30/19)  
 FTA..... 8 (3 times, *latest*: vs. Wake Forest, 1/30/19)

### 24 Dwayne Sutton Game-by-Game

Opponent	Date	GS	Min	FG FGA			3-Point			FT FTA			Rebounds					PF	FO	A	TO	Blk	Stl	Pts	Avg
				Pct	FG	FGA	Pct	FG	FGA	Pct	FT	FTA	Pct	Off	Def	Tot	Avg								
at Miami (FL)	11/05/19	*	28	6	7	.857	0	0	.000	4	6	.667	3	2	5	5.0	0	0	1	0	0	2	16	16.0	
YOUNGSTOWN ST	11/10/19	*	31	1	3	.333	0	2	.000	0	0	.000	0	3	3	4.0	1	0	1	2	1	2	2	9.0	
INDIANA STATE	11/13/19	*	31	5	6	.833	2	21	.000	2	3	.667	3	7	10	6.0	2	0	1	2	0	1	14	10.7	
N.C. CENTRAL	11/17/19	*	29	5	6	.833	2	3	.667	0	0	.000	0	5	5	5.8	2	0	1	0	1	0	12	11.0	
USC UPSTATE	11/20/19	*	34	3	4	.750	1	2	.500	2	2	1.000	7	8	15	7.6	2	0	4	0	0	1	9	10.6	
AKRON	11/24/19	*	32	2	3	.667	1	2	.500	5	6	.833	7	7	14	8.7	2	0	1	1	0	2	10	10.5	
vs Western Ky.	11/29/19	*	32	6	10	.600	2	4	.500	1	2	.500	4	3	7	8.4	1	0	0	0	0	0	15	11.1	
MICHIGAN	12/03/19	*	35	1	3	.333	0	1	.000	2	4	.500	2	9	11	8.8	1	0	0	0	1	0	4	10.3	
PITTSBURGH	12/06/19	*	30	1	4	.250	1	3	.333	0	0	.000	3	2	5	8.3	2	0	5	0	1	0	3	9.4	
vs Texas Tech	12/10/19	*	31	2	6	.333	0	2	.000	0	0	.000	2	7	9	8.4	3	0	3	3	0	1	4	8.9	
Eastern Kentucky	12/14/19	*	28	3	4	.750	1	11	.000	4	4	1.000	3	2	5	8.1	3	0	3	4	0	2	11	9.1	
MIAMI (OH)	12/18/19	*	36	4	10	.400	0	2	.000	0	0	.000	4	11	15	8.7	2	0	4	0	3	0	8	9.0	
at Kentucky	12/28/19	*	43	5	11	.455	1	5	.200	3	5	.600	4	6	10	8.8	2	0	1	1	0	1	14	9.4	
FLORIDA STATE	01/04/20	*	28	1	4	.250	1	2	.500	0	0	.000	2	3	5	8.5	3	0	4	0	1	0	3	8.9	

### 24 Dwayne Sutton Statistics at Louisville

Year	GP	GS	Min	Avg	FG	FGA	Pct	3FG	3FGA	Pct	FT	FTA	Pct	OReb	DReb	Reb	Avg	PF	FO	Ast	TO	Blk	Stl	Pts	Avg
2017-18	36	4	548	15.2	53	119	.445	17	48	.354	30	44	.682	40	104	144	4.0	70	1	21	17	13	30	153	4.3
2018-19	34	34	1069	31.4	113	262	.431	48	138	.348	66	88	.750	76	157	233	6.9	82	4	63	50	9	30	340	10.0
2019-20	14	14	448	32.0	45	81	.556	12	31	.387	23	32	.719	44	75	119	8.5	26	0	29	13	8	12	125	8.9
TOTAL	84	52	2065	24.6	211	462	.457	77	217	.355	119	164	.726	160	336	496	5.9	178	5	113	80	30	72	618	7.4

# 30 Ryan McMahon

**G 6-0 185 R-Sr. - 3L Sarasota, Fla. (Cardinal Mooney HS)**

■ Has made at least three 3-pointers in six of his 14 games. He has improved his scoring average from a year ago (8.9 ppg; 7.2 ppg in 2018-19).

■ Played a career-high 36 minutes against Pitt while scoring 11 points and knocking down 3-of-6 from behind the arc.

■ Surpassed 600 points for his career (618 now) with seven points against Eastern Kentucky while dishing out a season-best six assists, the 10th game of his career with at least four.

■ Started the first 13 games for the Cardinals this season.

■ Has 21 career double-figure scoring outings (618 points now). He has 146 career three-point goals, 23 short of the career top ten at UofL.

■ His .384 career three-point percentage (146-of-377) ranks ninth at Louisville.

■ Earned a bachelor of science degree in marketing from UofL in 2019 and is playing his final year while adding to that degree.

■ His current .905 career free throw percentage is a UofL record. He missed his first free throw of the season against Michigan after making 31 straight reaching back to last season.

■ Tied a career-high with five 3-pointers against USC Upstate, finishing with 15 points.

■ 32 of his 37 field goals this season are three-pointers.

■ 53 of his 68 field goals last season were three-pointers.

■ Honored on the 2019 All-ACC Academic team.


■ Has 21 career double-figure scoring outing games.

■ Scored a career-high 24 points last year vs. No. 9 Michigan St., while knocking down 12-of-13 free throws (7-of-8 in overtime).

■ Handed out a career-best nine assists against Miami as a junior while scoring 12 points.

■ His father Dave played basketball at Valparaiso, his mother Kim played volleyball and his sister Hanna played volleyball at Jacksonville.

■ Born Sept. 22, 1996 ... Major is marketing, post baccalaureate.



30 Ryan McMahon		
Games With ...	Season	Career
Double-Figure scoring.....	6	21
5 or more rebounds.....	0	0
4 or more assists.....	3	11
A blocked shot.....	1	9
A steal.....	7	36
A three-pointer.....	13	70
20+ points.....	0	1

## 30 Ryan McMahon Season Highs

- Points..... 16 vs. Miami (11/5)  
vs. Youngstown St. (11/10)
- Reb. .... 3 vs. Youngstown St. (11/10)  
vs. Pittsburgh (12/6)
- Asst..... 6 vs. Eastern Ky. (12/14)
- Blocks .... 1 vs. Michigan (12/3)
- Steals ..... 2 vs. Miami (11/5)  
vs. N.C. Central (11/17)
- FGM ..... 6 vs. Miami (11/5)
- FGA ..... 10 vs. Miami (11/5)
- 3FGM ..... 5 vs. USC Upstate (11/20)
- 3FGA ..... 8 vs. USC Upstate (11/20)
- FT..... 4 vs. Akron (11/24)
- FTA..... 4 vs. Akron (11/24)

## 30 Ryan McMahon Career Highs

- Points..... 24 vs. Michigan State (11/27/18)
- Reb. .... 5 vs. Georgia Tech (2/8/18)
- Asst..... 9 vs. Miami (1/5/19)
- Blocks .... 1 (9 times, *latest*: vs. Michigan, 12/3/19)
- Steals ..... 4 vs. Georgia Tech (2/8/18)
- FGM ..... 6 vs. Miami (11/5/19)
- FGA ..... 10 (4 times, *latest*: vs. Miami, 11/9/19)
- 3FGM ..... 5 (3 times, *latest*: vs. USC Upstate, 11/20/19)
- 3FGA ..... 9 vs. Miami (1/6/19)
- FT..... 12 vs. Michigan State (11/27/18)
- FTA..... 13 vs. Michigan State (11/27/18)

### 30 Ryan McMahon Game-by-Game

Opponent	Date	GS	Min	FG FGA	3-Point			Rebounds					PF	FO	A	TO	Blk	Stl	Pts	Avg
					Pct	FG	FGA	Pct	FT	FTA	Pct	Off								
at Miami (FL)	11/05/19	*	24	6 10	.600	4 7	.571	0 0	.000	0 0	0 0	0 0	0 0	1 0	2 0	0 0	2 16	16.0		
YOUNGSTOWN ST	11/10/19	*	30	5 9	.556	4 7	.571	2 2	1.000	0 3	3 3	1.5	1 0	2 1	0 0	0 16	16.0			
INDIANA STATE	11/13/19	*	28	3 5	.600	3 4	.750	0 0	.000	1 0	1 1	1.3	0 0	2 0	0 0	9 13	13.7			
N.C. CENTRAL	11/17/19	*	28	2 5	.400	2 4	.500	2 2	1.000	0 0	0 0	1.0	3 0	4 1	0 2	8 12	12.3			
USC UPSTATE	11/20/19	*	30	5 8	.625	5 8	.625	0 0	.000	0 0	0 0	0.8	1 0	2 4	0 1	15 12	12.8			
AKRON	11/24/19	*	27	2 6	.333	2 5	.400	4 4	1.000	0 0	0 0	0.7	1 0	2 2	0 0	10 12	12.3			
vs Western Ky.	11/29/19	*	30	1 5	.200	1 4	.250	0 0	.000	0 2	2 2	0.9	1 0	1 0	0 1	3 11	11.0			
MICHIGAN	12/03/19	*	35	1 8	.125	1 5	.200	1 2	.500	0 1	1 1	0.9	3 0	2 1	1 1	4 10	10.1			
PITTSBURGH	12/06/19	*	36	3 6	.500	3 6	.500	2 2	1.000	0 3	3 3	1.1	0 0	2 2	0 1	11 10	10.2			
vs Texas Tech	12/10/19	*	36	2 7	.286	2 6	.333	2 2	1.000	0 2	2 2	1.2	3 0	2 1	0 0	8 10	10.0			
Eastern Kentucky	12/14/19	*	23	2 6	.333	1 4	.250	2 2	1.000	0 1	1 1	1.2	1 0	6 1	0 0	7 9	9.7			
MIAMI (OH)	12/18/19	*	28	3 7	.429	3 7	.429	2 2	1.000	0 2	2 2	1.3	1 0	0 1	0 0	11 9	9.8			
at Kentucky	12/28/19	*	28	1 7	.143	1 5	.200	1 2	.500	0 1	1 1	1.2	3 0	4 2	0 1	4 9	9.4			
FLORIDA STATE	01/04/20		14	1 5	.200	0 3	.000	0 0	.000	0 0	0 0	1.1	1 0	1 2	0 0	2 8	8.9			

### 30 Ryan McMahon Statistics

Year	GP	GS	Min	Avg	FG	FGA	Pct	3FG	3FGA	Pct	FT	FTA	Pct	OReb	DReb	Reb	Avg	PF	FO	Ast	TO	Blk	Stl	Pts	Avg
2016-17	28	0	176	6.3	20	60	.333	19	52	.365	12	14	.857	2	12	14	0.5	30	0	17	10	2	6	71	2.5
2017-18	29	0	452	15.6	54	128	.422	42	103	.408	27	32	.844	5	27	32	1.1	48	0	44	30	2	25	177	6.1
2018-19	34	1	651	19.1	68	181	.376	53	150	.353	57	60	.950	3	33	36	1.1	49	0	60	41	4	15	246	7.2
2019-20	14	13	397	28.4	37	94	.394	32	75	.427	18	20	.900	1	15	16	1.1	20	0	32	18	1	9	124	8.9
TOTAL	105	14	1676	16.0	179	463	.387	146	380	.384	114	126	.905	11	87	98	0.9	147	0	153	99	9	55	618	5.9

### 33 Jordan Nwora

**F 6-8 225 Jr. - 2L Buffalo, N.Y. (Vermont Academy)**

■ Last name pronounced WOR-uh (silent N). He is the second-highest rated player in the nation in the KenPom Player of the Year standings through Jan. 5.

■ Topped 20 points in nine of his first 14 games and leads the ACC in scoring (21.0, 20th in the nation). He has 20 or more points in 22 games over the last two years.

■ Tied his career-high with 32 points on 11-of-15 shooting against Florida State, matching the 32 he scored against Boston College on Jan. 16, 2019. He added a team-high 10 rebounds for his third double-double of the season and the 12th of his career.

■ Became the 69th player in Louisville history to reach 1,000 career points with a 3-pointer in the opening minutes of the Florida State game (currently has 1,030 career points).

■ His 294 points scored this season is the most by a Louisville player through 14 games over the last 20 seasons.

■ Honored as co-ACC Player of the Week for games Dec. 1-8 after averaged 20.5 points, 9.0 rebounds, 1.5 assists and 1.5 steals in victories over No. 4 Michigan and Pitt.

■ Matched a season-high 12 rebounds while scoring 22 points against fourth-ranked Michigan for his 11th career double-double. His rebound total was two less than his career-high.

■ Opened the season with 23 points, 12 rebounds, two assists and two steals at Miami for his 10th career double-double (nine last year). He scored 18 of his 23 in the second half as the Cardinals built a 32-point lead.

■ His .397 career three-point percentage (137-of-345) is tied for fifth at Louisville.

■ Recognized as one of the nation's top returning players, earning first-team preseason All-America honors from multiple entities.

■ Went through the NBA draft evaluation process while declaring for the draft but chose to return to college for his junior year.

■ Honored as the 2019 ACC Most Improved Player and earned third team All-ACC honors. He was UofL's top scorer (17.0 ppg, seventh in the ACC) and rebounder (7.6, ninth in the ACC) as a sophomore.

■ Most improved scorer in the ACC and third in the nation in 2018-19, rising 11.3 points from his freshman season.

■ Scored in double digits in 31 of 34 games as a sophomore.

■ Honored on the 2019 All-ACC Academic team for the second straight year.

■ Coached by his father when he played for the Nigerian national team in the 2019 FIBA World Cup in China. He averaged 11.0 points, 3.5 rebounds and 3.0 steals in two games before an ankle injury stopped his play.

■ His sister Ronni is a freshman basketball player at Georgia Tech.

■ His father Alex Nwora has been the head men's basketball coach at Erie Community College in Buffalo, N.Y. since 1999.

■ Born Sept. 9, 1998 ... Major is exercise science.

#### 33 Jordan Nwora Game-by-Game

Opponent	Date	GS	Min	FG	FGA	3-Point			Pct	FT	FTA	Rebounds				Avg	PF	FO	A	TO	Blk	Stl	Pts	Avg
						Pct	FG	FGA				Pct	FT	FTA	Pct									
at Miami (FL)	11/05/19	*	31	8	16	.500	4	6	.667	3	3	1.000	2	10	12	12.0	0	0	2	2	1	2	23	23.0
YOUNGSTOWN ST	11/10/19	*	29	10	16	.625	1	4	.250	0	0	.000	1	5	6	9.0	2	0	2	0	0	0	21	22.0
INDIANA STATE	11/13/19	*	26	5	10	.500	2	21	1.000	9	10	.900	2	3	5	7.7	3	0	2	2	0	0	21	21.7
N.C. CENTRAL	11/17/19	*	20	5	10	.500	3	6	.500	4	4	1.000	1	2	3	6.5	2	0	1	0	1	1	17	20.5
USC UPSTATE	11/20/19	*	32	11	19	.579	2	5	.400	4	6	.667	2	7	9	7.0	2	0	1	0	1	28	22.0	
AKRON	11/24/19	*	31	6	19	.316	4	8	.500	2	2	1.000	2	6	8	7.2	4	0	2	4	0	1	18	21.3
vs Western Ky.	11/29/19	*	34	8	15	.533	4	9	.444	5	5	1.000	2	3	5	6.9	2	0	6	0	0	25	21.9	
MICHIGAN	12/03/19	*	36	9	23	.391	1	5	.200	3	5	.600	2	10	12	7.5	2	0	1	1	1	1	22	21.9
PITTSBURGH	12/06/19	*	32	7	12	.583	2	5	.400	3	4	.750	0	6	6	7.3	2	0	2	1	1	2	19	21.6
vs Texas Tech	12/10/19	*	36	4	16	.250	1	7	.143	5	7	.714	1	8	9	7.5	2	0	3	4	0	2	14	20.8
Eastern Kentucky	12/14/19	*	31	10	14	.714	3	5	.600	3	3	1.000	3	4	7	7.5	0	0	3	0	0	2	26	21.3
MIAMI (OH)	12/18/19	*	31	7	17	.412	2	8	.250	4	7	.571	2	6	8	7.5	2	0	1	4	0	1	20	21.2
at Kentucky	12/28/19	*	39	2	10	.200	1	6	.167	3	6	.500	3	1	4	7.2	3	0	0	3	0	0	8	20.2
FLORIDA STATE	01/04/20	*	38	11	15	.733	5	6	.833	5	7	.714	7	3	10	7.4	2	0	4	0	0	32	21.0	

#### 33 Jordan Nwora Statistics

Year	GP	GS	Min	Avg	FG	FGA	Pct	3FG	3FGA	Pct	FT	FTA	Pct	OReb	DReb	Reb	Avg	PF	FO	Ast	TO	Blk	Stl	Pts	Avg
2017-18	28	0	336	12.0	52	112	.464	25	57	.439	30	39	.769	15	47	62	2.2	35	0	11	23	3	17	159	5.7
2018-19	34	29	1085	31.9	198	444	.446	77	206	.374	104	136	.765	40	220	260	7.6	70	0	44	80	12	32	577	17.0
2019-20	14	14	446	31.9	103	212	.486	35	82	.427	53	69	.768	30	74	104	7.4	28	0	17	35	3	13	294	21.0
TOTAL	76	43	1867	24.6	353	768	.460	137	345	.397	187	244	.766	85	341	426	5.6	133	0	72	138	18	62	1030	13.6



#### 33 Jordan Nwora

Games With ...	Season	Career
Double-Figure scoring....	13	53
5 or more rebounds .....	12	48
4 or more assists .....	0	3
A blocked shot .....	3	17
A steal .....	9	44
A three-pointer .....	14	53
20+ points .....	9	22

### 33 Jordan Nwora Season Highs

- Points..... 32 vs. Florida State (1/4)
- Reb. .... 12 vs. Miami (11/5), Michigan (12/3)
- Asst..... 3 vs. Texas Tech (12/10), Eastern Ky. (12/14)
- Blocks .... 1 (4 times, *latest*: vs. Pittsburgh (12/6))
- Steals ..... 2 (4 times, *latest*: vs. Eastern Ky. (12/14))
- FGM ..... 11 vs. USC Upstate (11/20), Florida St. (1/4)
- FGA ..... 23 vs. Michigan (12/3)
- 3FGM ..... 5 vs. Florida State (1/4)
- 3FGA ..... 9 vs. Western Ky. (11/29)
- FT ..... 9 vs. Indiana State (11/13)
- FTA ..... 10 vs. Indiana State (11/13)

### 33 Jordan Nwora Career Highs

- Points..... 32 vs. Boston College (1/16/19) vs. Florida State (1/4/20)
- Reb. .... 14 vs. Indiana (12/8/18)
- Asst..... 4 (3 times, *latest*: vs. NC State (1/24/19))
- Blocks .... 2 vs. Clemson (2/16/19)
- Steals ..... 4 vs. Georgia Tech (2/8/18)
- FGM ..... 12 vs. Boston College (1/16/19)
- FGA ..... 23 vs. Michigan (12/3/19)
- 3FGM ..... 5 (5 times, *latest*: vs. Florida State (1/4/20))
- 3FGA ..... 10 vs. Virginia (2/23/19)
- FT ..... 9 vs. Indiana State (11/13/19)
- FTA ..... 10 vs. NC State (1/24/19), Ind. St. (11/13/19)

#### ■ Nwora Receiving 2019-20 Acclaim —

Louisville forward Jordan Nwora has received considerable acclaim this season. He has been named a first-team preseason All-American by the Associated Press, The Sporting News, CBS Sports, NBC Sports, Athlons, the Blue Ribbon Basketball Yearbook and a second team selection by Street & Smith's Basketball Yearbook. Nwora was honored as the preseason ACC Player of the Year in a vote of league media and several national publications.

Nwora is among 20 players on the pre-season watch list for the 2020 NABC Division I Player of the Year powered by ShotTracker. He is one of 50 players listed to watch during the season-long competition for the 2020 Citizen Naismith Trophy Men's Player of the Year honor presented by The Atlanta Tipoff Club.

Nwora is among the preseason top 50 watch list for the John Wooden Award presented by Wendy's, including the early front-runners for the Wooden Award All American Team and Most Outstanding Player Award. He is one of 40 players on the preseason watch list for the 2019-20 Lute Olson Award, presented annually to the nation's top Division I player.

Nwora is among 20 watch list members for the 2020 Julius Erving Small Forward of the Year Award, presented annually by the the Naismith Memorial Basketball Hall of Fame. Nwora was noted as the top small forward in the nation by NCAA.com's Andy Katz. Nwora is one of 46 players selected by the U.S. Basketball Writers Association for its initial watch list for the Oscar Robertson Trophy, presented to the men's national player of the year.



## 2019-20 Louisville Men's Basketball Combined Team Statistics All games

### Game Records

Record	Overall	Home	Away	Neutral
ALL GAMES	11-3	9-1	1-1	1-1
CONFERENCE	2-1	1-1	1-0	0-0
NON-CONFERENCE	9-2	8-0	0-1	1-1

### Score by Periods

Team	1st	2nd	OT	TOT
Louisville	516	530	9	1055
Opponents	377	463	17	857

### Team Box Score

No.	Player	Total			3-Point		F-Throw		Rebounds				Other				PTS	AVG				
		GP-GS	MIN	AVG	FG-FGA	FG%	3FG-FGA	3FG%	FT-FTA	FT%	OFF	DEF	TOT	AVG	PF	DQ			A	TO	BLK	STL
33	NWORA, Jordan	14-14	445:32	31.8	103-212	.486	35-82	.427	53-69	.768	30	74	104	7.4	28	0	17	35	3	13	294	21.0
23	ENOCH, Steven	14-14	308:40	22.0	65-118	.551	5-19	.263	26-37	.703	24	72	96	6.9	30	0	6	20	14	3	161	11.5
24	SUTTON, Dwayne	14-14	448:09	32.0	45-81	.556	12-31	.387	23-32	.719	44	75	119	8.5	26	0	29	13	8	12	125	8.9
30	MCMAHON, Ryan	14-13	395:41	28.3	37-94	.394	32-75	.427	18-20	.900	1	15	16	1.1	20	0	32	18	1	9	124	8.9
5	WILLIAMS, Malik	10-0	166:11	16.6	25-50	.500	3-13	.231	19-31	.613	20	44	64	6.4	16	0	4	7	3	8	72	7.2
2	PERRY, Darius	14-14	334:06	23.9	32-76	.421	11-31	.355	5-7	.714	1	29	30	2.1	35	0	58	28	0	10	80	5.7
0	KIMBLE, Lamarr	14-1	282:11	20.2	23-64	.359	5-21	.238	18-24	.750	3	14	17	1.2	18	0	42	20	2	11	69	4.9
10	WILLIAMSON, Samuel	14-0	215:54	15.4	28-61	.459	3-13	.231	8-12	.667	13	30	43	3.1	25	0	8	16	3	3	67	4.8
13	JOHNSON, David	10-0	78:13	7.8	13-27	.481	2-6	.333	2-5	.400	6	10	16	1.6	10	0	7	8	2	0	30	3.0
11	SLAZINSKI, Quinn	10-0	32:47	3.3	2-6	.333	2-4	.500	6-8	.750	2	6	8	0.8	3	0	3	3	0	0	12	1.2
22	IGIEHON, Aidan	12-0	60:31	5.0	5-8	.625	0-0	.000	1-6	.167	2	15	17	1.4	12	0	0	4	2	0	11	0.9
20	NICKELBERRY, Josh	11-0	51:22	4.7	1-8	.125	1-6	.167	6-6	1.000	1	2	3	0.3	2	0	1	1	0	0	9	0.8
1	ODDO, Keith	4-0	04:27	1.1	0-0	.000	0-0	.000	1-2	.500	0	0	0	0.0	3	0	0	0	0	0	1	0.3
12	ORBAUGH, Hogan	1-0	00:38	0.6	0-0	.000	0-0	.000	0-0	.000	0	0	0	0.0	0	0	0	0	0	0	0	0.0
4	WILLIAMS, Grant	1-0	00:38	0.6	0-0	.000	0-0	.000	0-0	.000	0	0	0	0.0	0	0	0	0	0	0	0	0.0
Team											10	14	24				4					
<b>Total</b>		<b>14</b>	<b>2825</b>		<b>379-805</b>	<b>.471</b>	<b>111-301</b>	<b>.369</b>	<b>186-259</b>	<b>.718</b>	<b>157</b>	<b>400</b>	<b>557</b>	<b>39.8</b>	<b>228</b>	<b>0</b>	<b>207</b>	<b>177</b>	<b>38</b>	<b>69</b>	<b>1055</b>	<b>75.4</b>
<b>Opponents</b>		<b>14</b>	<b>2825</b>		<b>308-829</b>	<b>.372</b>	<b>96-330</b>	<b>.291</b>	<b>145-203</b>	<b>.714</b>	<b>146</b>	<b>307</b>	<b>453</b>	<b>32.4</b>	<b>241</b>	<b>5</b>	<b>144</b>	<b>159</b>	<b>33</b>	<b>78</b>	<b>857</b>	<b>61.2</b>

### Team Statistics

	LOU	OPP
<b>Scoring</b>	<b>1055</b>	<b>857</b>
Points per game	75.4	61.2
Scoring margin	+14.1	-
<b>Field goals-att</b>	<b>379-805</b>	<b>308-829</b>
Field goal pct	.471	.372
<b>3 point fg-att</b>	<b>111-301</b>	<b>96-330</b>
3-point FG pct	.369	.291
3-pt FG made per game	7.9	6.9
<b>Free throws-att</b>	<b>186-259</b>	<b>145-203</b>
Free throw pct	.718	.714
F-Throws made per game	13.3	10.4
<b>Rebounds</b>	<b>557</b>	<b>453</b>
Rebounds per game	39.8	32.4
Rebounding margin	+7.4	-
<b>Assists</b>	<b>207</b>	<b>144</b>
Assists per game	14.8	10.3
<b>Turnovers</b>	<b>177</b>	<b>159</b>
Turnovers per game	12.6	11.4
Turnover margin	-1.3	-
Assist/turnover ratio	1.2	0.9
<b>Steals</b>	<b>69</b>	<b>78</b>
Steals per game	4.9	5.6
<b>Blocks</b>	<b>38</b>	<b>33</b>
Blocks per game	2.7	2.4
<b>Winning streak</b>	<b>0</b>	<b>-</b>
Home win streak	0	-
<b>Attendance</b>	<b>162080</b>	<b>28013</b>
Home games-Avg/Game	10-16208	2-14007
Neutral site-Avg/Game	-	2-6432

### Team Results

Date	Opponent		Score	Att.
11/05/2019	at Miami (FL)	W	87-74	7576
11/10/2019	Youngstown St.	W	78-55	14761
11/13/2019	Indiana St.	W	91-62	14808
11/17/2019	N.C. Central	W	87-58	14874
11/20/2019	USC Upstate	W	76-50	14410
11/24/2019	Akron	W	82-76	14889
11/29/2019	vs Western Ky.	W	71-54	12863
12/03/2019	Michigan	W	58-43	21674
12/06/2019	Pittsburgh	W	64-46	17249
12/10/2019	vs Texas Tech	L	57-70	0
12/14/2019	Eastern Ky.	W	99-67	16185
12/18/2019	Miami (OH)	W	70-46	15444
12/28/2019	at Kentucky	L	70-78	20437
01/04/2020	Florida St.	L	65-78	17786



## 2019-20 Louisville Men's Basketball Combined Team Statistics In Conference games

### Game Records

Record	Overall	Home	Away	Neutral
ALL GAMES	2-1	1-1	1-0	0-0
CONFERENCE	2-1	1-1	1-0	0-0
NON-CONFERENCE	0-0	0-0	0-0	0-0

### Score by Periods

Team	1st	2nd	OT	TOT
Louisville	112	104	0	216
Opponents	86	112	0	198

### Team Box Score

No.	Player				Total		3-Point		F-Throw		Rebounds								PTS	AVG		
		GP-GS	MIN	AVG	FG-FGA	FG%	3FG-FGA	3FG%	FT-FTA	FT%	OFF	DEF	TOT	AVG	PF	DQ	A	TO			BLK	STL
33	NWORA, Jordan	3-3	100:54	33.6	26-43	.605	11-17	.647	11-14	.786	9	19	28	9.3	4	0	4	7	2	4	74	24.7
30	MCMAHON, Ryan	3-2	73:55	24.6	10-21	.476	7-16	.438	2-2	1.000	0	3	3	1.0	2	0	5	4	0	3	29	9.7
23	ENOCH, Steven	3-3	61:22	20.5	11-19	.579	1-2	.500	5-9	.556	5	13	18	6.0	6	0	1	3	3	1	28	9.3
5	WILLIAMS, Malik	2-0	35:11	17.6	6-12	.500	1-4	.250	2-2	1.000	3	10	13	6.5	2	0	1	2	1	1	15	7.5
24	SUTTON, Dwayne	3-3	85:15	28.4	8-15	.533	2-5	.400	4-6	.667	8	7	15	5.0	5	0	10	0	2	2	22	7.3
10	WILLIAMSON, Samuel	3-0	47:52	16.0	8-14	.571	2-4	.500	0-1	.000	4	5	9	3.0	7	0	2	5	0	1	18	6.0
0	KIMBLE, Lamarr	3-1	68:41	22.9	6-19	.316	1-7	.143	2-4	.500	1	1	2	0.7	4	0	7	9	1	3	15	5.0
2	PERRY, Darius	3-3	72:53	24.3	4-18	.222	3-8	.375	0-0	.000	0	8	8	2.7	6	0	9	5	0	1	11	3.7
13	JOHNSON, David	2-0	20:07	10.1	2-9	.222	0-1	.000	0-0	.000	4	2	6	3.0	1	0	3	3	1	0	4	2.0
20	NICKELBERRY, Josh	3-0	11:21	3.8	0-0	.000	0-0	.000	0-0	.000	0	0	0	0.0	0	0	0	0	0	0	0	0.0
1	ODDO, Keith	1-0	00:30	0.5	0-0	.000	0-0	.000	0-0	.000	0	0	0	0.0	0	0	0	0	0	0	0	0.0
22	IGIEHON, Aidan	3-0	14:06	4.7	0-2	.000	0-0	.000	0-0	.000	0	0	0	0.0	3	0	0	2	1	0	0	0.0
11	SLAZINSKI, Quinn	2-0	07:52	3.9	0-2	.000	0-0	.000	0-0	.000	0	1	1	0.5	2	0	1	0	0	0	0	0.0
Team											3	4	7					2				
<b>Total</b>		<b>3</b>	<b>600</b>		<b>81-174</b>	<b>.466</b>	<b>28-64</b>	<b>.438</b>	<b>26-38</b>	<b>.684</b>	<b>37</b>	<b>73</b>	<b>110</b>	<b>36.7</b>	<b>42</b>	<b>0</b>	<b>43</b>	<b>42</b>	<b>11</b>	<b>16</b>	<b>216</b>	<b>72.0</b>
<b>Opponents</b>		<b>3</b>	<b>600</b>		<b>82-180</b>	<b>.456</b>	<b>24-59</b>	<b>.407</b>	<b>10-22</b>	<b>.455</b>	<b>31</b>	<b>64</b>	<b>95</b>	<b>31.7</b>	<b>44</b>	<b>2</b>	<b>37</b>	<b>35</b>	<b>11</b>	<b>17</b>	<b>198</b>	<b>66.0</b>

### Team Statistics

	LOU	OPP
<b>Scoring</b>	<b>216</b>	<b>198</b>
Points per game	72.0	66.0
Scoring margin	+6.0	-
<b>Field goals-att</b>	<b>81-174</b>	<b>82-180</b>
Field goal pct	.466	.456
<b>3 point fg-att</b>	<b>28-64</b>	<b>24-59</b>
3-point FG pct	.438	.407
3-pt FG made per game	9.3	8.0
<b>Free throws-att</b>	<b>26-38</b>	<b>10-22</b>
Free throw pct	.684	.455
F-Throws made per game	8.7	3.3
<b>Rebounds</b>	<b>110</b>	<b>95</b>
Rebounds per game	36.7	31.7
Rebounding margin	+5.0	-
<b>Assists</b>	<b>43</b>	<b>37</b>
Assists per game	14.3	12.3
<b>Turnovers</b>	<b>42</b>	<b>35</b>
Turnovers per game	14.0	11.7
Turnover margin	-2.3	-
Assist/turnover ratio	1.0	1.1
<b>Steals</b>	<b>16</b>	<b>17</b>
Steals per game	5.3	5.7
<b>Blocks</b>	<b>11</b>	<b>11</b>
Blocks per game	3.7	3.7
<b>Winning streak</b>	<b>0</b>	<b>-</b>
Home win streak	0	-
<b>Attendance</b>	<b>35035</b>	<b>7576</b>
Home games-Avg/Game	2-17518	1-7576
Neutral site-Avg/Game	-	0-0

### Team Results

Date	Opponent		Score	Att.
11/05/2019	at Miami (FL)	W	87-74	7576
12/06/2019	Pittsburgh	W	64-46	17249
01/04/2020	Florida St.	L	65-78	17786

# 2019-20 Louisville Men's Basketball Game-by-Game Individual Highs

## Game-by-Game Individual Highs

Opponent	Date	Score	Margin	Points	Rebounds	Assists	Steals	Blocked shots
at Miami (Fla.) *	11/5/19	87-74	+13	23 Jordan Nwora	12 Steven Enoch	4 Darius Perry	2 Fresh Kimble 2 Ryan McMahon 2 Jordan Nwora 2 Dwayne Sutton	1 Steven Enoch 1 Aidan Igiehon 1 Fresh Kimble 1 Jordan Nwora
YOUNGSTOWN STATE +	11/10/19	78-55	+23	21 Jordan Nwora	14 Steven Enoch	12 Darius Perry	2 Dwayne Sutton	3 Steven Enoch
INDIANA STATE	11/13/19	91-62	+29	21 Jordan Nwora	10 Steven Enoch 10 Dwayne Sutton	4 Samuel Williamson	1 Dwayne Sutton 1 Lamarr Kimble 1 Samuel Williamson	2 Steven Enoch
N CAROLINA CENTRAL +	11/17/19	87-58	+29	17 Jordan Nwora	7 Aidan Igiehon	7 Darius Perry	2 Ryan McMahon	1 Dwayne Sutton 1 Aidan Igiehon
USC UPSTATE +	11/20/19	76-50	+26	28 Jordan Nwora	15 Dwayne Sutton	9 Darius Perry	1 by six players	1 Steven Enoch
AKRON +	11/24/19	82-76	+6	18 Jordan Nwora	14 Dwayne Sutton	3 Darius Perry	2 Dwayne Sutton 2 Malik Williams	2 Steven Enoch
Western Kentucky #	11/29/19	71-54	+17	25 Jordan Nwora	9 Malik Williams	4 Fresh Kimble	2 Darius Perry	1 Samuel Williamson
MICHIGAN @	12/3/19	58-43	+15	22 Jordan Nwora	12 Jordan Nwora	3 Fresh Kimble	2 Fresh Kimble	1 Steven Enoch 1 Jordan Nwora 1 Dwayne Sutton
PITTSBURGH *	12/6/19	64-46	+18	19 Jordan Nwora	11 Malik Williams	5 Darius Perry 5 Dwayne Sutton	2 Jordan Nwora	1 Jordan Nwora 1 Dwayne Sutton
Texas Tech	12/10/19	57-70	-13	14 Jordan Nwora	9 Dwayne Sutton 9 Jordan Nwora	3 Dwayne Sutton 3 Jordan Nwora	2 Jordan Nwora 2 Fresh Kimble	1 Steven Enoch 1 Malk Williams
EASTERN KENTUCKY	12/14/19	99-67	+32	26 Jordan Nwora	7 Jordan Nwora 7 Steven Enoch	6 Ryan McMahon	2 Jordan Nwora 2 Dwayne Sutton	1 Steven Enoch 1 Fresh Kimble
MIAMI (OHIO)	12/18/19	70-46	+24	20 Jordan Nwora	15 Dwayne Sutton	5 Darius Perry	1 Jordan Nwora 1 Darius Perry	3 Dwayne Sutton
at Kentucky	12/28/19	70-78/OT	-8	18 Steven Enoch	10 Dwayne Sutton	4 Ryan McMahon 4 Fresh Kimble	2 Fresh Kimble	none
FLORIDA STATE *	1/4/20	65-78	-13	32 Jordan Nwora	9 Jordan Nwora	4 Dwayne Sutton	1 by five players	1 by five players

### Upcoming Games:

MIAMI (FL) *	1/7/20
at Notre Dame *	1/11/20
at Pittsburgh *	1/14/20
at Duke	1/18/20
GEORGIA TECH	1/22/20
CLEMSON	1/25/20
at Boston College	1/29/20

\* Atlantic Coast Conference game

+ Global Sports Shootout, Louisville, Ky.

# played in Bridgestone Arena, Nashville, Tenn.

@ Big 10/ACC Challenge, Louisville, Ky.

~ Jimmy V Classic, Madison Square Garden, N.Y., N.Y.

## 2019-20 Louisville Men's Basketball Game-by-Game Team Statistics

Teams	FG-FGA	Pct	3Pt-Att	Pct	FT-FTA	Pct	O	D	Reb	PF-D	Asst	TO	Blk	Stl	1H	2H	OT	TOT
Miami	30-69	.435	10-24	.417	4-11	.364	13	22	35	13-0	12	10	4	6	26	48		74
LOUISVILLE	34-63	.531	9-19	.474	10-14	.714	10	30	40	17-0	14	13	4	8	45	42		87
Youngstown State	21-67	.313	5-27	.185	8-16	.500	19	27	46	13-0	5	11	1	4	31	24		55
LOUISVILLE	33-65	.508	7-22	.318	5-6	.833	6	32	38	11-0	22	6	5	3	38	40		78
Indiana State	19-56	.339	10-26	.385	14-17	.824	8	13	21	10-0	10	11	1	7	26	36		62
LOUISVILLE	31-53	.585	9-17	.529	20-25	.800	11	31	42	20-0	16	15	3	3	47	44		91
North Carolina Central	19-57	.333	6-26	.231	14-25	.560	15	13	28	22-0	9	10	0	5	19	39		58
LOUISVILLE	30-45	.667	10-21	.476	17-25	.680	5	26	31	22-0	20	11	2	3	43	44		87
USC Upstate	16-49	.327	9-24	.375	9-11	.818	5	17	22	12-0	8	12	0	7	28	22		50
LOUISVILLE	29-57	.509	9-21	.429	9-12	.750	11	29	40	11-0	22	11	1	6	34	42		76
Akron	27-67	.403	9-30	.300	13-15	.867	9	27	36	22-1	13	11	2	5	31	45		76
LOUISVILLE	26-62	.419	9-25	.360	21-30	.700	15	33	48	20-0	11	14	2	6	47	35		82
Western Kentucky	20-54	.370	1-17	.059	13-14	.929	8	17	25	15-0	6	11	5	5	23	31		54
LOUISVILLE	23-52	.442	7-22	.318	18-20	.900	12	27	39	15-0	10	14	1	6	37	34		71
Michigan	15-58	.259	3-19	.158	10-15	.667	9	32	41	14-0	6	10	3	4	18	25		43
LOUISVILLE	22-60	.367	4-19	.211	10-18	.556	11	37	48	16-0	8	8	4	6	28	30		58
Pittsburgh	20-53	.377	3-12	.250	3-6	.500	9	20	29	17-2	10	12	1	5	21	25		46
LOUISVILLE	23-49	.469	11-26	.423	7-10	.700	8	25	33	12-0	17	13	2	3	35	29		64
Texas Tech	23-58	.397	7-27	.259	17-11	.773	7	33	40	18-0	15	14	4	8	31	39		70
LOUISVILLE	18-53	.340	3-17	.176	18-25	.720	7	31	38	20-0	10	19	2	6	28	29		57
Eastern Kentucky	23-63	.365	9-27	.333	12-15	.800	16	8	24	20-1	12	14	0	8	32	35		67
LOUISVILLE	34-54	.630	9-19	.474	22-23	.957	12	23	35	14-0	22	16	2	7	50	49		99
Miami (Ohio)	18-66	.273	6-33	.182	4-6	.667	10	30	40	19-0	11	9	1	3	20	26		46
LOUISVILLE	25-63	.397	9-27	.333	11-17	.647	14	40	54	13-0	11	10	5	2	28	42		70
Kentucky	25-54	.463	7-15	.467	21-25	.840	9	26	35	22-1	12	11	5	5	32	29	17	78
LOUISVILLE	27-67	.403	7-27	.259	9-20	.450	16	18	34	25-0	12	11	0	5	24	37	9	70
Florida State	32-58	.562	11-23	.478	3-5	.600	9	22	31	15-0	15	13	6	6	39	39		78
LOUISVILLE	24-62	.387	8-19	.421	9-14	.643	19	18	37	13-0	12	16	5	5	32	33		65

### Specialty Stats Game-by-Game (UL/Opp)

Opponent	Date	Paint	Off TO	2nd Chnc	Fast Brk	Bench	Opponent	Date	Paint	Off TO	2nd Chnc	Fast Brk	Bench
Miami	11/5/19	42/28	18/13	16/11	13/6	19/20	Michigan	12/3/19	22/16	9/7	12/4	7/2	11/6
Youngstown State	11/10/19	34/28	13/4	4/25	13/0	12/20	Pittsburgh	12/6/19	24/22	14/12	10/8	4/4	21/5
Indiana State	11/13/19	32/12	16/18	16/7	3/5	36/20	Texas Tech	12/10/19	22/20	11/18	13/10	8/11	19/15
North Carolina Central	11/17/19	32/24	9/11	8/15	6/2	24/11	Eastern Kentucky	12/14/19	42/18	34/18	14/8	12/0	27/20
USC Upstate	11/20/19	36/10	10/10	11/5	13/0	15/19	Miami (Ohio)	12/18/19	26/16	5/11	13/8	7/2	19/24
Akron	11/24/19	30/32	13/19	13/7	9/0	19/28	Kentucky	12/28/19	36/22	15/17	14/8	4/20	21/24
Western Kentucky	11/29/19	26/26	11/18	16/6	6/9	16/12	Florida State	1/4/20	24/28	19/18	19/7	2/6	8/32

# 2019-20 Louisville Men's Basketball Individual Points-Rebounds-Assists

Opponent	Date	Score	W	0	1	2	4	5	10	11	12	13	20	22
				KIMBLE,LAM	ODDO,KEITH	PERRY,DARI	WILLIAMS,G	WILLIAMS,M	WILLIAMSON	SLAZINSKI,	ORBAUGH,HO	JOHNSON,DA	NICKELBERR	IGIEHON,AI
at Miami	11/05/2019	87-74	W	6-0-3	DNP	2-3-4	DNP	DNP	13-5-1	0-1-1	DNP	DNP	0-0-0	0-0-0
YSU	11/10/2019	78-55	W	0-0-5	0-0-0	10-5-12	DNP	DNP	6-5-2	6-1-0	DNP	DNP	0-0-0	0-1-0
ISU	11/13/2019	91-62	W	13-4-3	0-0-0	7-1-3	0-0-0	DNP	15-5-4	2-2-1	0-0-0	DNP	2-1-0	4-3-0
NCCU	11/17/2019	87-58	W	8-3-5	1-0-0	11-2-7	DNP	DNP	9-3-0	0-2-1	DNP	DNP	3-0-0	3-7-0
USCU	11/20/2019	76-50	W	2-0-5	DNP	3-1-9	DNP	3-3-0	4-1-0	0-1-0	DNP	4-1-0	0-1-1	2-1-0
UA	11/24/2019	82-76	W	3-1-2	DNP	8-2-3	DNP	6-7-0	1-6-0	DNP	DNP	9-3-1	DNP	DNP
vs WestKy	11/29/2019	71-54	W	4-2-4	DNP	6-2-2	DNP	8-9-1	2-4-0	0-0-0	DNP	0-1-1	2-1-0	0-1-0
Mich	12/03/2019	58-43	W	5-3-3	DNP	4-0-2	DNP	2-3-0	4-4-0	0-0-0	DNP	0-0-0	0-0-0	0-0-0
Pitt	12/06/2019	64-46	W	3-0-1	0-0-0	3-2-5	DNP	13-11-1	5-3-1	0-0-0	DNP	0-0-0	0-0-0	0-0-0
vs TTU	12/10/2019	57-70	L	4-0-2	DNP	2-1-0	DNP	9-5-0	2-2-0	DNP	DNP	4-1-0	DNP	0-1-0
EKU	12/14/2019	99-67	W	0-0-2	DNP	5-2-3	DNP	11-6-2	3-2-0	4-0-0	DNP	5-2-2	2-0-0	2-3-0
Miami	12/18/2019	70-46	W	3-2-0	DNP	8-3-5	DNP	9-11-0	3-2-0	0-1-0	DNP	4-2-0	0-0-0	0-0-0
at UK	12/28/2019	70-78	Lot	12-0-4	DNP	5-3-3	DNP	9-7-0	0-0-0	DNP	DNP	0-0-0	DNP	DNP
FSU	01/04/2020	65-78	L	6-2-3	DNP	6-3-0	DNP	2-2-0	0-1-0	DNP	DNP	4-6-3	0-0-0	0-0-0

Opponent	Date	Score	W	23	24	30	33
				ENOCH,STEVE	SUTTON,DWA	MCMAHON,RY	NWORA,JORD
at Miami	11/05/2019	87-74	W	11-12-0	16-5-1	16-0-2	23-12-2
YSU	11/10/2019	78-55	W	17-14-0	2-3-1	16-3-2	21-6-0
ISU	11/13/2019	91-62	W	4-10-0	14-10-1	9-1-2	21-5-2
NCCU	11/17/2019	87-58	W	15-5-2	12-5-1	8-0-4	17-3-0
USCU	11/20/2019	76-50	W	6-6-0	9-15-4	15-0-2	28-9-1
UA	11/24/2019	82-76	W	17-5-0	10-14-1	10-0-2	18-8-2
vs WestKy	11/29/2019	71-54	W	6-3-1	15-7-0	3-2-1	25-5-0
Mich	12/03/2019	58-43	W	13-10-0	4-11-0	4-1-2	22-12-1
Pitt	12/06/2019	64-46	W	7-2-0	3-5-5	11-3-2	19-6-2
vs TTU	12/10/2019	57-70	L	10-6-0	4-9-3	8-2-2	14-9-3
EKU	12/14/2019	99-67	W	23-7-1	11-5-3	7-1-6	26-7-3
Miami	12/18/2019	70-46	W	4-7-1	8-15-4	11-2-0	20-8-1
at UK	12/28/2019	70-78	Lot	18-5-0	14-10-1	4-1-4	8-4-0
FSU	01/04/2020	65-78	L	10-4-1	3-5-4	2-0-1	32-10-0

## Team Box Score Extended

No.	Player	Total			3-Point		F-Throw		Rebounds				PF DQ A A/G TO TO/G A/TO BLK BLK/G STL STL/G PTS AVG														
		GP-GS	MIN	AVG	FG-FGA	FG%	3FG-FGA	3FG%	FT-FTA	FT%	OFF	DEF	TOT	AVG	PF	DQ	A	A/G	TO	TO/G	A/TO	BLK	BLK/G	STL	STL/G	PTS	AVG
33	NWORA, Jordan	14-14	445:32	31.8	103-212	.486	35-82	.427	53-69	.768	30	74	104	7.4	28	0	17	1.21	35	2.50	0.49	3	0.21	13	0.93	294	21.0
23	ENOCH, Steven	14-14	308:40	22.0	65-118	.551	5-19	.263	26-37	.703	24	72	96	6.9	30	0	6	0.43	20	1.43	0.30	14	1.00	3	0.21	161	11.5
24	SUTTON, Dwayne	14-14	448:09	32.0	45-81	.556	12-31	.387	23-32	.719	44	75	119	8.5	26	0	29	2.07	13	0.93	2.23	8	0.57	12	0.86	125	8.9
30	MCMAHON, Ryan	14-13	395:41	28.3	37-94	.394	32-75	.427	18-20	.900	1	15	16	1.1	20	0	32	2.29	18	1.29	1.78	1	0.07	9	0.64	124	8.9
5	WILLIAMS, Malik	10-0	166:11	16.6	25-50	.500	3-13	.231	19-31	.613	20	44	64	6.4	16	0	4	0.40	7	0.70	0.57	3	0.30	8	0.80	72	7.2
2	PERRY, Darius	14-14	334:06	23.9	32-76	.421	11-31	.355	5-7	.714	1	29	30	2.1	35	0	58	4.14	28	2.00	2.07	0	0.00	10	0.71	80	5.7
0	KIMBLE, Lamarr	14-1	282:11	20.2	23-64	.359	5-21	.238	18-24	.750	3	14	17	1.2	18	0	42	3.00	20	1.43	2.10	2	0.14	11	0.79	69	4.9
10	WILLIAMSON, Samuel	14-0	215:54	15.4	28-61	.459	3-13	.231	8-12	.667	13	30	43	3.1	25	0	8	0.57	16	1.14	0.50	3	0.21	3	0.21	67	4.8
13	JOHNSON, David	10-0	78:13	7.8	13-27	.481	2-6	.333	2-5	.400	6	10	16	1.6	10	0	7	0.70	8	0.80	0.88	2	0.20	0	0.00	30	3.0
11	SLAZINSKI, Quinn	10-0	32:47	3.3	2-6	.333	2-4	.500	6-8	.750	2	6	8	0.8	3	0	3	0.30	3	0.30	1.00	0	0.00	0	0.00	12	1.2
22	IGIEHON, Aidan	12-0	60:31	5.0	5-8	.625	0-0	.000	1-6	.167	2	15	17	1.4	12	0	0	0.00	4	0.33	0.00	2	0.17	0	0.00	11	0.9
20	NICKELBERRY, Josh	11-0	51:22	4.7	1-8	.125	1-6	.167	6-6	1.000	1	2	3	0.3	2	0	1	0.09	1	0.09	1.00	0	0.00	0	0.00	9	0.8
1	ODDO, Keith	4-0	04:27	1.1	0-0	.000	0-0	.000	1-2	.500	0	0	0	0.0	3	0	0	0.00	0	0.00	0.00	0	0.00	0	0.00	1	0.3
12	ORBAUGH, Hogan	1-0	00:38	0.6	0-0	.000	0-0	.000	0-0	.000	0	0	0	0.0	0	0	0	0.00	0	0.00	0.00	0	0.00	0	0.00	0	0.0
4	WILLIAMS, Grant	1-0	00:38	0.6	0-0	.000	0-0	.000	0-0	.000	0	0	0	0.0	0	0	0	0.00	0	0.00	0.00	0	0.00	0	0.00	0	0.0
<b>Total</b>		<b>14</b>	<b>2825</b>		<b>379-805</b>	<b>.471</b>	<b>111-301</b>	<b>.369</b>	<b>186-259</b>	<b>.718</b>	<b>157</b>	<b>400</b>	<b>557</b>	<b>39.8</b>	<b>228</b>	<b>0</b>	<b>207</b>	<b>14.79</b>	<b>177</b>	<b>12.64</b>	<b>1.17</b>	<b>38</b>	<b>2.71</b>	<b>69</b>	<b>4.93</b>	<b>1055</b>	<b>75.4</b>
<b>Opponents</b>		<b>14</b>	<b>2825</b>		<b>308-829</b>	<b>.372</b>	<b>96-330</b>	<b>.291</b>	<b>145-203</b>	<b>.714</b>	<b>146</b>	<b>307</b>	<b>453</b>	<b>32.4</b>	<b>241</b>	<b>5</b>	<b>144</b>	<b>10.29</b>	<b>159</b>	<b>11.36</b>	<b>0.91</b>	<b>33</b>	<b>2.36</b>	<b>78</b>	<b>5.57</b>	<b>857</b>	<b>61.2</b>

## Score by Periods

Team	1st	2nd	OT	TOT
Louisville	516	530	9	1055
Opponents	377	463	17	857



## 2019-20 Louisville Men's Basketball Team Superlatives

Louisville High	Louisville Low	Statistical Category	Opponent High	Opponent Low
99 vs. Eastern Ky. (12/14)	57 vs. Texas Tech (12/10)	Points	78 by Kentucky, Florida St (1/4)	43 by Michigan (12/3)
50 vs. Eastern Ky. (12/14)	24 vs. Kentucky (12/28)	First Half Points	39 by Florida State (1/4)	18 by Michigan (12/3)
49 vs. Eastern Ky. (12/14)	29 vs. Pittsburgh (12/6)	Second Half Points	48 by Miami (11/5)	22 by USC Upstate (11/20)
	vs. Texas Tech (12/10)			
34 vs. Miami (11/5), Eastern Ky.	18 vs. Texas Tech (12/10)	Field Goals	32 by Florida State (1/4)	15 by Michigan (12/3)
67 vs. Kentucky (12/28)	45 vs. N.C. Central (11/17)	Field Goal Attempts	69 by Miami (11/5)	49 by USC Upstate (11/20)
.667 vs. N.C. Central (11/17)	.340 vs. Texas Tech (12/10)	FG Percentage	.562 by Florida State (1/4)	.259 by Michigan (12/3)
11 vs. Pittsburgh (12/6)	3 vs. Texas Tech (12/10)	3-Point Field Goals	11 by Florida State (1/4)	1 by Western Ky. (11/29)
27 vs. Miami (Ohio) (12/18)	17 vs. Indiana St. (11/13)	3-Point Field Goal Att.	33 by Miami (Ohio) (12/18)	12 by Pittsburgh (12/6)
vs. Kentucky (12/28)	vs. Texas Tech (12/10)			
.529 vs. Indiana St. (11/13)	.176 vs. Texas Tech (12/10)	3-Point FG Percentage	.478 by Florida State (1/4)	.059 by Western Ky. (11/29)
22 vs. Eastern Ky. (12/14)	5 vs. Youngstown St. (11/10)	Free Throws	21 by Kentucky (12/28)	3 by Pitt, Florida State (1/4)
30 vs. Akron (11/24)	6 vs. Youngstown St. (11/10)	Free Throw Attempts	25 by N.C. Central, Kentucky	5 by Florida State (1/4)
.957 vs. Eastern Ky. (12/14)	.450 vs. Kentucky (12/28)	Free Throw Percentage	.929 by Western Ky. (11/29)	.364 by Miami (11/5)
19 vs. Florida State (1/4)	5 vs. N.C. Central (11/17)	Offensive Rebounds	19 by Youngstown St. (11/10)	5 by USC Upstate (11/20)
40 vs. Miami (Ohio) (12/18)	18 vs. Kentucky, Florida St (1/4)	Defensive Rebounds	33 by Texas Tech (12/10)	8 by Eastern Ky. (12/14)
54 vs. Miami (Ohio) (12/18)	31 vs. N.C. Central (11/17)	Total Rebounds	46 by Youngstown St. (11/10)	21 by Indiana St. (11/13)
25 vs. Kentucky (12/28)	11 vs. Youngstown St. (11/10)	Fouls	22 three times	12 by USC Upstate (11/20)
	vs. USC Upstate (11/20)		latest: by Kentucky (12/28)	
22 three times	8 vs. Michigan (12/3)	Assists	15 by Texas Tech (12/10)	5 by Youngstown St. (11/10)
latest: vs. Eastern Ky. (12/14)			by Florida State (1/4)	
19 vs. Texas Tech (12/10)	6 vs. Youngstown St. (11/10)	Turnovers	14 by Eastern Ky., Texas Tech	9 by Miami (Ohio) (12/18)
5 three times	0 vs. Kentucky (12/28)	Blocked Shots	6 by Florida State (1/4)	0 three times
latest: vs. Florida State (1/4)				latest: by Eastern Ky. (12/14)
8 vs. Miami (11/5)	2 vs. Miami (Ohio) (12/18)	Steals	8 by Texas Tech, Eastern Ky.	3 by Miami (Ohio) (12/18)

## 2019-20 Louisville Men's Basketball Individual Superlatives

	Louisville	Opponent
Points	32 by Jordan Nwora vs. Florida State (1/4)	27 by Tyrese Maxey, Kentucky (12/28)
Field Goals Made	11 by Jordan Nwora vs. USC Upstate (11/20), Florida St. (1/4)	9 three times latest: by Forrest & Walker, FSU (1/4) latest: by T. Forrest & M.J. Walker, Florida State (1/4)
Field Goals Attempted	23 by Jordan Nwora vs. Michigan (12/3)	18 by Jon Teske, Michigan (12/3)
Highest FG Pct. (min. 5 made)	.900 (9-10) by Steven Enoch vs. Eastern Ky. (12/14)	.818 (9-11) by Trent Forrest, Florida State (1/4)
3-Point Field Goals Made	5 by Ryan McMahon vs. USC Upstate (11/20) by Jordan Nwora vs. Florida State (1/4)	6 by Channel Banks, Akron (11/24)
3-Point Field Goals Attempted	9 by Jordan Nwora vs. Western Ky. (11/29)	10 by Channel Banks, Akron, Davide Moretti, Texas Tech
3-Point FG Pct. (min. 3 made)	.833 (5-6) by Jordan Nwora vs. Florida State (1/4)	.800 (4-5) by Tyrese Maxey, Kentucky (12/28)
Free Throws Made	9 by Jordan Nwora vs. Indiana St. (11/13)	8 by Davide Moretti, Texas Tech (12/10) by Immanuel Quickley, Kentucky (12/28)
Free Throws Attempted	10 by Jordan Nwora vs. Indiana St. (11/13)	8 five times latest: by Immanuel Quickley, Kentucky
Free Throw Pct. (min. 8 made)	.900 (9-10) by Jordan Nwora vs. Indiana St. (11/13)	1000 (8-8) by Davide Moretti, Texas Tech (12/10) (8-8) by Immanuel Quickley, Kentucky (12/28)
Offensive Rebounds	7 by Dwayne Sutton vs. USC Upstate (11/20), Akron (11/24) by Jordan Nwora vs. Florida State (1/4)	6 by Nick Richards, Kentucky (12/28)
Defensive Rebounds	11 by Dwayne Sutton vs. Miami (Ohio) (12/18)	12 by Chris Clarke, Texas Tech (12/10)
Total Rebounds	15 by Dwayne Sutton vs. USC Upstate (11/20), Miami (Ohio) (12/18)	12 by Chris Clarke, Texas Tech (12/10)
Turnovers	6 by Jordan Nwora vs. Western Ky. (11/29) by Darius Perry vs. Texas Tech (12/10)	5 by Xavier Johnson, Pittsburgh (12/6)
Assists	12 by Darius Perry vs. Youngstown St. (11/10)	8 by Ashton Hagans, Kentucky (12/28)
Blocked Shots	3 by Steven Enoch vs. Youngstown St. (11/10) by Dwayne Sutton vs. Miami (Ohio) (12/18)	3 by Patrick Williams, Florida State (1/4)
Steals	2 16 times latest: by Lamarr Kimble vs. Kentucky (12/28)	4 by Christian Williams, Indiana St. (11/13)
Minutes Played (regulation game)	38 by Jordan Nwora vs. Florida State (1/4)	38 by Jibri Blount, N.C. Central, Ty Taylor, Eastern Ky.
Minutes Played (overtime game)	43 by Dwayne Sutton vs. Kentucky (12/28)	43 by Ashton Hagans, Kentucky (12/28)

# 2019-20 Louisville Men's Basketball Miscellaneous Statistics

## Louisville's Record When the Cardinals ...

Lead at halftime .....	11-0
Trail at halftime .....	0-3
Are tied at halftime .....	0-0
Shoot better from the field than opponent .....	11-0
Shoot worse from the field than opponent .....	0-3
Shoot 50 percent or better from the field .....	6-0
Shoot below 50 percent from the field .....	5-3
Opp. shoots 50 pct. or better from the field .....	0-1
Opp. shoots below 50 pct. from the field .....	11-2
Make 7 or fewer three-point goals .....	4-2
Make more than 7 three-point goals .....	7-1
Attempt 20 or fewer three-point goals .....	4-2
Attempt more than 20 three-point goals .....	7-1
Shoot more free throws than their opp. ....	9-1
Opponent shoots more free throws .....	1-2
Outrebound their opponent .....	10-1
Are outrebounded by their opponent .....	1-2
Bench outscores the opponent bench .....	6-1
Opponent bench outscores their bench .....	5-2
Commit fewer turnovers than their opp. ....	3-0
Commit more turnovers than their opp. ....	8-2
Commit same number of turnover as opp. ....	0-1
Commit 15 or fewer turnovers .....	10-1
Commit more than 15 turnovers .....	1-2
Lead with 5:00 Remaining .....	11-0
Trail with 5:00 Remaining .....	0-3
Tied with 5:00 Remaining .....	0-0
1-3 point margins .....	0-0
4-5 point margins .....	0-0
6-10 point margins .....	1-1
11-19 point margins .....	4-2
20 or more point margins .....	6-0
Overtime games .....	0-1
Vs. Top 25 teams .....	1-2
Home games .....	9-1
Away games .....	1-1
Neutral games .....	1-1
Score 59 or fewer points .....	1-1
Score 60-69 points .....	1-1
Score 70-79 points .....	4-1
Score 80-89 points .....	3-0
Score 90 or more points .....	2-0
Allow 59 or fewer points .....	7-0
Allow 60-69 points .....	2-0
Allow 70-79 points .....	2-3
Allow 80 or more points .....	0-0

## Double-Doubles

Enoch .....	3	Nwora .....	3
Sutton .....	3	McMahon .....	1
Williams .....	1		

## Points Off Turnovers

Louisville .....	197	Opponents .....	194
------------------	-----	-----------------	-----

## Bench Scoring

Louisville .....	267 (19.1)	Opp .....	256 (18.3)
------------------	------------	-----------	------------

## Rebounding Advantage

Louisville .....	11	Opponents .....	3
------------------	----	-----------------	---

## Attendance

Home .....	162,080	(16,208 avg.)
Away .....	28,013	(14,007 avg.)
Neutral .....	23,808	(11,904 avg.)
Total .....	213,901	(15,279 avg.)

## Double-Figure

### Scoring Games

Nwora .....	13
Enoch .....	9
Sutton .....	8
McMahon .....	6
Kimble .....	2
Perry .....	2
Williams .....	2
Williamson .....	2

### Games Leading

#### UofL in Scoring

Nwora .....	13
Enoch .....	1

### Games Leading

#### UofL in Rebounding

Sutton .....	6
Nwora .....	5
Enoch .....	4
Williams .....	2
Igiehon .....	1

### Games Leading

#### UofL in Assists

Perry .....	7
Kimble .....	3
Sutton .....	3
McMahon .....	2
Nwora .....	1
Williamson .....	1

### Scored Louisville's First Points

<i>Who</i>	
Enoch .....	5
Nwora .....	4
Perry .....	2
Sutton .....	2
McMahon .....	1
<i>How</i>	
3-Pointer .....	3
Dunk .....	3
Jumper .....	3
Layup .....	3
Free Throw .....	1
Hook Shot .....	1

### Dunks 44

Enoch .....	15
Nwora .....	13
Williamson .....	5
Igiehon .....	3
Sutton .....	3
Williams .....	3
Johnson .....	2

### Charges Taken 12

Perry .....	5
McMahon .....	4
Kimble .....	1
Sutton .....	1
Williamson .....	1

## Jump Balls Controlled

Louisville .....	13	(Enoch 13)
Opponents .....	1	

## Starting Lineups

W-L	Forward	Forward	Center	Guard	Guard
11-2	Nwora	Sutton	Enoch	Perry	McMahon
0-1	Nwora	Sutton	Enoch	Perry	Kimble

## Scoring Summary

	1st Half	2nd Half	OT	Total
Louisville	516	530	9	1055
Opponents	377	463	17	857

## Leads and Deficits

UL's Biggest Halftime Lead .....	24 vs. N.C. Central (11/17)
UL's Biggest Halftime Lead Blown .....	6 (34-28) vs. USC Upstate (11/20)
UL's Biggest Halftime Deficit	
Overcome .....	8 (24-32) vs. Kentucky (12/28)
UL's Biggest 2nd Half Lead .....	33 (95-62) vs. Eastern Ky. (12/14)
UL's Biggest 2nd Half Lead Blown .....	6 (34-28) vs. USC Upstate (11/20)
UL's Biggest 2nd Half Deficit .....	15 three times
	<i>latest:</i> (63-78) vs. Florida St. (1/4)
UL's Biggest 2nd Half Deficit	
Overcome .....	12 (26-38) vs. Kentucky (12/28)
UL's Biggest Overall Lead .....	33 (95-62) vs. Eastern Ky. (12/14)
UL's Biggest Lead Blown .....	11 (21-10) vs. USC Upstate (11/20)
UL's Biggest Overall Deficit .....	15 three times
	<i>latest:</i> (63-78) vs. Florida St. (1/4)
UL's Biggest Deficit Overcome .....	12 (26-38) vs. Kentucky (12/28)

## Home, Road and Half Statistics

Halftime Leads .....	UL 11, Opp 3, Tied 0
FG% in KFC Yum! Center .....	486 (277-570)
FG% Away from Home .....	434 (102-235)
3 Pt FG% in KFC Yum! Center .....	347 (75-216)
3 Pt FG% Away from Home .....	306 (26-85)
FT% in KFC Yum! Center .....	735 (122-166)
FT% Away from Home .....	688 (64-93)
Scoring Average	
in KFC Yum! Center .....	77.0 (770 pts.)
Scoring Avg. on the Road .....	71.3 (285 pts.)
Opp. Scoring Average	
in KFC Yum! Center .....	58.1 (581 pts.)
Opp. Scoring Average	
on the Road .....	69.0 (276 pts.)
Most 1st Half Points .....	50 vs. Eastern Ky. (12/14)
Most 2nd Half Points .....	49 vs. Eastern Ky. (12/14)
Fewest 1st Half Points .....	24 vs. Kentucky (12/28)
Fewest 2nd Half Points .....	29 vs. Pittsburgh (12/6)
	vs. Texas Tech (12/10)
Largest Halftime Lead .....	24 vs. N.C. Central (11/17)
Largest Halftime Deficit .....	8 vs. Kentucky (12/28)

# 2019-20 Box Scores

## Louisville 75, Bellarmine 65 (exhibition) October 29, 2019 -- KFC YUM! CENTER

### Louisville 75

Player	min	FG	3FG	FT	Reb	Ast	TO	BL	ST	PF	TP
Williamson	f 32	6-13	2-4	3-3	9	1	2	0	1	1	17
Nwora	f 38	10-21	5-11	3-4	5	5	4	2	3	3	28
Sutton	c 33	7-12	0-3	4-4	13	2	2	0	1	3	18
Perry	g 34	3-7	1-2	3-4	7	2	0	0	2	3	10
McMahon	g 24	0-6	0-5	0-0	0	3	1	0	0	1	0
Kimble	18	1-3	0-1	0-0	1	3	0	0	0	2	2
Ighehon	7	0-0	0-0	0-0	0	0	2	1	0	3	0
Slazinski	8	0-0	0-0	0-0	1	0	1	0	0	0	0
Withers	1	0-1	0-1	0-0	1	0	0	0	0	1	0
Nickelberry	5	0-1	0-1	0-0	0	0	0	0	0	0	0
Team					3						
Totals	200	27-64	8-28	13-15	40	16	12	3	7	17	75
Total FG%	1st H:	12-33	36.4%	2nd H:	15-31	48.4%	Game:	42.2%			
3-Pt. FG%	1st H:	4-16	25.0%	2nd H:	4-12	33.3%	Game:	28.6%			
FThrow %	1st H:	5-6	83.3%	2nd H:	8-9	88.9%	Game:	86.7%			

### Bellarmine 65

Player	min	FG	3FG	FT	Reb	Ast	TO	BL	ST	PF	TP
Weyer	f 29	5-12	3-7	2-2	5	2	0	1	1	1	15
Cook	f 33	5-10	1-2	9-10	9	2	4	1	0	0	20
Penn	g 27	5-6	0-0	2-4	2	1	4	0	0	4	12
Fleming	g 31	2-7	1-5	0-0	0	0	1	1	1	4	5
Bradshaw	g 15	0-4	0-1	2-2	1	2	1	0	0	2	2
Claycomb	23	1-2	0-1	1-2	2	2	0	0	2	1	3
Penny	22	3-6	0-1	0-0	4	0	2	0	0	2	6
Betz	10	0-0	0-0	0-0	1	3	0	0	1	2	0
Palombizio	6	0-0	0-0	2-2	1	0	0	0	0	0	2
Tipton	2	0-0	0-0	0-0	0	0	0	0	0	0	0
Pfriem	2	0-0	0-0	0-0	1	0	0	0	0	0	0
Team					0						
Totals	200	21-47	5-17	18-22	26	12	12	3	5	16	65
Total FG%	1st H:	11-26	42.3%	2nd H:	10-21	47.6%	Game:	44.7%			
3-Pt. FG%	1st H:	4-10	40.0%	2nd H:	1-7	14.3%	Game:	29.4%			
FThrow %	1st H:	9-10	90.0%	2nd H:	9-12	75.0%	Game:	81.8%			

Score by Periods	1st	2nd	Total	Attendance:
Bellarmine	35	30	65	15,009
Louisville	33	42	75	Ties: 10
				Lead Changes: 14

## Louisville 78, Youngstown State 55 November 10, 2019 -- KFC YUM! CENTER

### Louisville 78

Player	min	FG	3FG	FT	Reb	Ast	TO	BL	ST	PF	TP
Sutton	f 30	1-3	0-2	0-0	3	1	2	1	2	1	2
Nwora	f 29	10-16	1-4	0-0	6	0	2	0	0	2	21
Enoch	c 29	8-14	0-2	1-1	14	0	0	3	0	0	17
Perry	g 27	4-7	0-2	2-3	5	12	1	0	1	1	10
McMahon	g 31	5-9	4-7	2-2	3	2	1	0	0	1	16
Kimble	16	0-6	0-2	0-0	0	5	0	0	0	1	0
Williamson	23	3-8	0-1	0-0	5	2	0	1	0	1	6
Ighehon	5	0-0	0-0	0-0	1	0	0	0	0	4	0
Slazinski	4	2-2	0-0	0-0	1	0	0	0	0	0	6
Nickelberry	5	0-0	0-0	0-0	0	0	0	0	0	0	0
Oddo	1	0-0	0-0	0-0	0	0	0	0	0	0	0
Team					0						
Totals	200	33-65	7-22	5-6	38	22	6	5	3	11	78
Total FG%	1st H:	16-30	53.3%	2nd H:	17-35	48.6%	Game:	50.8%			
3-Pt. FG%	1st H:	3-8	37.5%	2nd H:	4-14	28.6%	Game:	31.8%			
FThrow %	1st H:	3-4	75.0%	2nd H:	2-2	100%	Game:	83.3%			

### Youngstown State 55

Player	min	FG	3FG	FT	Reb	Ast	TO	BL	ST	PF	TP
Akuckie	f 25	2-8	1-6	2-5	5	0	1	0	0	1	7
Bohannon	f 34	6-14	0-0	2-4	8	1	1	0	0	2	14
Simmons	g 17	0-1	0-1	0-0	2	0	0	0	0	1	0
Quisenberry	g 21	3-13	2-6	3-5	1	0	3	0	2	2	11
Covington	g 24	1-6	0-4	1-2	7	0	1	0	0	1	3
Morgan	20	4-10	2-8	0-0	2	2	0	0	2	3	10
Cathcart	13	0-2	0-1	0-0	2	1	2	0	0	1	0
Thomas	20	3-7	0-1	0-0	11	0	0	0	0	1	6
Foster	12	1-3	0-0	0-0	1	0	1	1	0	0	2
Bentley	11	1-2	0-0	0-0	3	1	2	0	0	1	2
Konate	1	0-0	0-0	0-0	0	0	0	0	0	0	0
Hamperian	1	0-0	0-0	0-0	0	0	0	0	0	0	0
Bofenkamp	1	0-0	0-0	0-0	0	0	0	0	0	0	0
Team					4						
Totals	200	21-67	5-27	8-16	46	5	11	1	4	13	55
Total FG%	1st H:	12-34	35.3%	2nd H:	9-33	27.3%	Game:	31.3%			
3-Pt. FG%	1st H:	3-13	23.1%	2nd H:	2-14	14.3%	Game:	18.5%			
FThrow %	1st H:	4-8	50.0%	2nd H:	4-8	50.0%	Game:	50.0%			

Score by Periods	1st	2nd	Total	Attendance:
Youngstown St.	31	24	55	14,761
Louisville	38	40	78	Ties: 0
				Lead Changes: 0

## Louisville 91, Indiana State 62 November 13, 2019 -- KFC YUM! CENTER

### Louisville 91

Player	min	FG	3FG	FT	Reb	Ast	TO	BL	ST	PF	TP
Sutton	f 31	5-6	2-2	2-3	10	1	2	0	1	2	14
Nwora	f 25	5-10	2-2	9-10	5	2	2	0	0	3	21
Enoch	c 21	2-6	0-0	0-0	10	0	3	2	0	4	4
Perry	g 15	3-4	1-2	0-0	1	3	4	0	0	4	7
McMahon	g 28	3-5	3-4	0-0	1	2	0	0	0	0	9
Kimble	26	5-6	1-2	2-2	4	3	1	0	1	3	13
Williamson	24	6-9	0-1	3-4	5	4	2	1	1	1	15
Ighehon	11	2-2	0-0	0-2	3	0	1	0	0	0	4
Nickelberry	9	0-3	0-2	2-2	1	0	0	0	0	0	2
Slazinski	6	0-2	0-2	2-2	2	1	0	0	0	1	2
Oddo	2	0-0	0-0	0-0	0	0	0	0	0	2	0
Williams, G.	1	0-0	0-0	0-0	0	0	0	0	0	0	0
Orbaugh	1	0-0	0-0	0-0	0	0	0	0	0	0	0
Team					0						
Totals	200	31-53	9-17	20-25	42	16	15	2	2	20	91
Total FG%	1st H:	17-28	60.7%	2nd H:	14-25	56.0%	Game:	58.5%			
3-Pt. FG%	1st H:	7-9	77.8%	2nd H:	2-8	25.0%	Game:	52.9%			
FThrow %	1st H:	6-10	60.0%	2nd H:	14-15	93.3%	Game:	80.0%			

Score by Periods	1st	2nd	Total	Attendance:
Indiana State	26	36	62	14,808
Louisville	47	44	91	Ties: 1
				Lead Changes: 3

## Louisville 87, North Carolina Central 58 November 17, 2019 -- KFC YUM! CENTER

### Louisville 87

Player	min	FG	3FG	FT	Reb	Ast	TO	BL	ST	PF	TP
Sutton	f 30	5-6	2-3	0-0	5	1	0	1	0	2	12
Nwora	f 21	5-10	3-6	4-4	3	0	1	0	1	2	17
Enoch	c 23	7-9	0-2	1-2	5	2	2	0	0	2	15
Perry	g 28	4-4	2-2	1-2	2	7	1	0	0	3	11
McMahon	g 28	2-5	2-4	2-2	0	4	1	0	2	3	8
Kimble	18	2-3	0-1	4-4	3	5	2	0	0	1	8
Williamson	23	3-4	0-1	3-3	3	0	2	0	0	4	9
Ighehon	13	1-2	0-0	1-4	7	0	1	1	0	4	3
Slazinski	5	0-0	0-0	0-2	2	1	1	0	0	0	0
Nickelberry	10	1-2	1-2	0-0	0	0	0	0	0	0	3
Oddo	1	0-0	0-0	1-2	0	0	0	0	0	1	1
Team					1						
Totals	200	30-45	10-21	17-25	31	20	11	2	3	22	87
Total FG%	1st H:	15-23	65.2%	2nd H:	15-22	68.2%	Game:	66.7%			
3-Pt. FG%	1st H:	6-11	54.5%	2nd H:	4-10	40.0%	Game:	47.6%			
FThrow %	1st H:	7-7	100%	2nd H:	10-18	55.6%	Game:	68.0%			

### North Carolina Central 58

Player	min	FG	3FG	FT	Reb	Ast	TO	BL	ST	PF	TP
Blount	f 38	1-9	0-2	6-7	8	1	1	0	2	3	8</

# 2019-20 Box Scores

## Louisville 82, Akron 76 November 24, 2019 -- KFC YUM! CENTER

Louisville 82												
Player	min	FG	3FG	FT	Reb	Ast	TO	BL	ST	PF	TP	
Sutton	f 32	2-3	1-2	5-6	14	1	1	0	2	2	10	
Nwora	f 30	6-19	4-8	2-2	8	2	4	0	1	4	18	
Enoch	c 21	6-9	1-2	4-7	5	0	1	2	0	3	17	
Perry	g 28	3-9	0-3	2-2	2	3	2	0	1	3	8	
McMahon	g 28	2-6	2-5	4-4	0	2	2	0	0	1	10	
Kimble	16	1-4	0-2	1-2	1	2	1	0	0	0	3	
Williamson	18	0-2	0-1	1-2	6	0	1	0	0	1	1	
Williams	19	2-5	0-0	2-4	7	0	1	0	2	3	6	
Johnson	8	4-5	1-2	0-1	3	1	1	0	0	3	9	
Team					2							
Totals	200	26-62	9-25	21-30	48	11	14	2	6	20	82	
Total FG%	1st H:	17-35	48.6%	2nd H:	9-27	33.3%	Game:	41.9%				
3-Pt. FG%	1st H:	7-14	50.0%	2nd H:	2-11	18.2%	Game:	36.0%				
FThrow %	1st H:	6- 9	66.7%	2nd H:	15-21	71.4%	Game:	70.0%				

Akron 76												
Player	min	FG	3FG	FT	Reb	Ast	TO	BL	ST	PF	TP	
Reece	f 15	1-3	0-0	2-3	1	0	0	0	1	4	4	
Williams	f 27	3-12	0-8	0-0	9	0	0	0	0	5	6	
Ali	g 10	0-0	0-0	0-0	2	1	1	0	0	0	0	
Jackson	g 35	8-14	2-7	2-2	6	3	3	0	0	4	20	
Banks	g 32	6-12	6-10	0-0	4	2	0	0	1	3	18	
Cheese	35	6-17	1-4	7-8	4	4	4	1	3	2	20	
Riak	28	2-7	0-1	2-2	5	0	0	1	0	3	6	
Tribble	13	0-1	0-0	0-0	1	0	2	0	0	1	0	
Sayles	5	1-1	0-0	0-0	1	0	1	0	0	0	2	
Team					3							
Totals	200	27-67	9-30	13-15	36	13	11	2	5	22	76	
Total FG%	1st H:	10-26	38.5%	2nd H:	17-41	41.5%	Game:	40.3%				
3-Pt. FG%	1st H:	5-15	33.3%	2nd H:	4-15	26.7%	Game:	30.0%				
FThrow %	1st H:	6- 6	100%	2nd H:	7- 9	77.8%	Game:	86.7%				

Score by Periods	1st	2nd	Total	Attendance:
Akron	31	45	76	14,889
Louisville	47	35	82	Ties: 1
				Lead Changes: 4

## Louisville 71, Western Kentucky 54 November 29, 2019 -- Nashville, Tenn. (Bridgestone Arena)

Louisville 71												
Player	min	FG	3FG	FT	Reb	Ast	TO	BL	ST	PF	TP	
Sutton	f 33	6-10	2-4	1-2	7	0	0	0	0	1	15	
Nwora	f 33	8-15	4-9	5-5	5	0	6	0	0	2	25	
Enoch	c 19	2-5	0-0	2-3	3	1	0	0	1	2	6	
Perry	g 18	3-5	0-2	0-0	2	3	0	2	2	2	6	
McMahon	g 30	1-5	1-5	0-0	2	1	0	0	1	1	3	
Kimble	19	0-1	0-0	4-4	2	4	2	0	0	0	4	
Williams	18	2-5	0-2	4-4	9	1	0	0	1	2	8	
Williamson	10	1-3	0-0	0-0	4	0	1	1	1	2	2	
Johnson	9	0-1	0-0	0-0	1	1	0	0	0	3	0	
Slazinski	3	0-0	0-0	0-0	0	0	1	0	0	0	0	
Nickelberry	5	0-2	0-1	2-2	1	0	0	0	0	0	2	
Ighehon	3	0-0	0-0	0-0	1	0	0	0	0	0	0	
Team					2							
Totals	200	23-52	7-22	18-20	39	10	14	1	6	15	71	
Total FG%	1st H:	13-30	43.3%	2nd H:	10-22	45.5%	Game:	44.2%				
3-Pt. FG%	1st H:	5-13	38.5%	2nd H:	2- 9	22.2%	Game:	31.8%				
FThrow %	1st H:	6- 6	100%	2nd H:	12-14	85.7%	Game:	90.0%				

Western Kentucky 54												
Player	min	FG	3FG	FT	Reb	Ast	TO	BL	ST	PF	TP	
Savage	f 34	0-7	0-4	4-4	4	0	1	1	0	4	4	
Williams	f 22	1-2	0-0	0-0	1	3	0	0	0	4	2	
Bassey	c 36	6-15	0-1	2-2	9	1	1	1	2	2	14	
Justice	g 33	2-7	1-5	1-2	1	4	1	1	0	0	6	
Hollingsworth	g 37	6-13	0-5	4-4	4	0	3	0	2	0	16	
Rawls	18	3-7	0-2	0-0	0	0	1	0	0	2	6	
Anderson	18	2-2	0-0	2-2	3	1	0	2	0	1	6	
Horton	2	0-1	0-0	0-0	1	0	1	0	0	2	0	
Team					2							
Totals	200	20-54	1-17	13-14	25	6	11	5	5	15	54	
Total FG%	1st H:	11-29	37.9%	2nd H:	9-25	36.0%	Game:	37.0%				
3-Pt. FG%	1st H:	1-10	10.0%	2nd H:	0- 7	0.0%	Game:	5.9%				
FThrow %	1st H:	0- 0	0.0%	2nd H:	13-14	92.9%	Game:	92.9%				

Score by Periods	1st	2nd	Total	Attendance:
Western Kentucky	23	31	54	12,863
Louisville	37	34	71	Ties: 0
				Lead Changes: 0

## Louisville 58, Michigan 43 December 3, 2019 -- KFC YUM! CENTER Big Ten/ACC Challenge

Louisville 58												
Player	min	FG	3FG	FT	Reb	Ast	TO	BL	ST	PF	TP	
Sutton	f 35	1-3	0-1	2-4	11	0	0	1	0	1	4	
Nwora	f 36	9-23	1-5	3-5	12	1	1	1	1	2	22	
Enoch	c 26	5-10	2-5	1-2	10	0	1	1	0	2	13	
Perry	g 20	2-4	0-1	0-0	0	2	2	0	1	3	4	
McMahon	g 35	1-8	1-5	1-2	1	2	1	1	1	3	4	
Kimble	23	1-5	0-0	3-4	3	3	2	0	2	3	5	
Williams	14	1-3	0-2	0-0	3	0	0	0	1	1	2	
Williamson	9	2-3	0-0	0-1	4	0	1	0	0	1	4	
Johnson	2	0-1	0-0	0-0	0	0	0	0	0	0	0	
Slazinski	0+	0-0	0-0	0-0	0	0	0	0	0	0	0	
Nickelberry	0+	0-0	0-0	0-0	0	0	0	0	0	0	0	
Ighehon	0+	0-0	0-0	0-0	0	0	0	0	0	0	0	
Team					4							
Totals	200	22-60	4-19	10-18	48	8	8	4	6	16	58	
Total FG%	1st H:	10-31	32.3%	2nd H:	12-29	41.4%	Game:	36.7%				
3-Pt. FG%	1st H:	3-10	30.0%	2nd H:	1- 9	11.1%	Game:	21.1%				
FThrow %	1st H:	5-10	50.0%	2nd H:	5- 8	62.5%	Game:	55.6%				

Michigan 43												
Player	min	FG	3FG	FT	Reb	Ast	TO	BL	ST	PF	TP	
Livers	f 38	1-9	1-4	0-0	5	1	1	2	0	2	3	
Teske	c 31	6-18	1-4	5-8	10	0	0	1	3	18		
Simpson	g 35	4-11	0-2	1-3	1	3	4	0	0	4	9	
Wagner	g 30	2-6	1-5	0-0	4	0	3	1	1	0	5	
Brooks	g 23	0-6	0-1	2-2	7	1	0	0	0	1	2	
Castleton	9	1-1	0-0	0-0	3	0	1	0	0	0	2	
Johns	15	1-3	0-0	0-0	5	0	1	0	0	3	2	
DeJulius	19	0-3	0-2	2-2	3	1	0	0	2	1	2	
Nunez	0+	0-0	0-0	0-0	0	0	0	0	0	0	0	
Bajema	0+	0-0	0-0	0-0	0	0	0	0	0	0	0	
Wilson	0+	0-0	0-0	0-0	0	0	0	0	0	0	0	
Team					3							
Totals	200	15-58	3-19	10-15	41	6	10	3	4	14	43	
Total FG%	1st H:	6-30	20.0%	2nd H:	9-28	32.1%	Game:	25.9%				
3-Pt. FG%	1st H:	1- 6	16.7%	2nd H:	2-13	15.4%	Game:	15.8%				
FThrow %	1st H:	5- 8	62.5%	2nd H:	5- 7	71.4%	Game:	66.7%				

Score by Periods	1st	2nd	Total	Attendance:
Michigan	18	25	43	21,674
Louisville	28	30	58	Ties: 1
				Lead Changes: 0

## Louisville 64, Pittsburgh 46 December 6, 2019 -- KFC YUM! CENTER

Louisville 64												
Player	min	FG	3FG	FT	Reb	Ast	TO	BL	ST	PF	TP	
Sutton	f 30	1-4	1-3	0-0	5	5	0	1	0	2	3	
Nwora	f 32	7-12	2-5	3-4	6	2	1	1	2	2	19	
Enoch	c 19	3-6	1-1	0-0	2	0	1	0	0	2	7	
Perry	g 23	1-5	1-3	0-0	2	5	3	0	0	2	3	
McMahon	g 36	3-6	3-6	2-2	3	2	2	0	1	0	11	
Kimble	19	1-3	1-2	0-2	0	1	3	0				

# 2019-20 Box Scores

**Louisville 70, Miami (Ohio) 46**  
December 18, 2019 -- KFC YUM! CENTER

## Louisville 70

Player	min	FG	3FG	FT	Reb	Ast	TO	BL	ST	PF	TP
Sutton	36	4-10	0-2	0-0	15	4	0	3	0	2	8
Nwora	32	7-17	2-8	4-7	8	1	4	0	1	2	20
Enoch	18	1-3	0-0	2-2	7	1	1	0	0	1	4
Perry	23	3-10	2-5	0-0	3	5	2	0	1	3	8
McMahon	28	3-7	3-7	2-2	2	0	1	0	0	1	11
Kimble	16	1-2	1-2	0-0	2	0	0	0	0	1	3
Williams	21	3-6	0-0	3-6	11	0	1	1	0	1	9
Williamson	11	1-4	1-1	0-0	2	0	0	0	0	1	3
Johnson	12	2-4	0-2	0-0	2	0	1	1	0	1	4
Slazinski	1	0-0	0-0	0-0	1	0	0	0	0	0	0
Nickelberry	1	0-0	0-0	0-0	0	0	0	0	0	0	0
Igiehon	1	0-0	0-0	0-0	0	0	0	0	0	0	0
Team					1						
Totals	200	25-63	9-27	11-17	54	11	10	5	2	13	70

Total FG%	1st H:	11-28	39.3%	2nd H:	14-35	40.0%	Game:	39.7%
3-Pt. FG%	1st H:	4-14	28.6%	2nd H:	5-13	38.5%	Game:	33.3%
FThrow %	1st H:	2- 5	40.0%	2nd H:	9-12	75.0%	Game:	64.7%

## Miami (Ohio) 46

Player	min	FG	3FG	FT	Reb	Ast	TO	BL	ST	PF	TP
Brown	24	2-12	0-3	4-4	7	0	1	0	0	1	8
Bowman	20	0-7	0-6	0-0	3	1	2	0	0	3	0
Sibande	20	2-8	1-6	0-1	3	4	2	0	0	2	5
Grant	24	3-12	1-4	0-1	8	3	0	0	0	1	7
White	32	1-4	0-2	0-0	3	0	0	0	1	2	2
Lairy	18	4-7	2-4	0-0	2	0	1	0	0	0	10
Jovic	18	0-2	0-2	0-0	1	1	1	0	0	1	0
Brewer	8	1-2	1-1	0-0	1	0	0	0	0	2	3
Coleman-Lands16	1-5	0-4	0-0	4	2	0	0	0	2	2	2
McNamara	7	2-5	1-1	0-0	2	0	0	1	0	1	5
Ayah	13	2-2	0-0	0-0	2	0	0	0	2	4	4
Team					4						
Totals	200	18-66	6-33	4-6	40	11	9	1	3	19	46

Total FG%	1st H:	9-36	25.0%	2nd H:	9-30	30.0%	Game:	27.3%
3-Pt. FG%	1st H:	2-20	10.0%	2nd H:	4-13	30.8%	Game:	18.2%
FThrow %	1st H:	0- 1	0.0%	2nd H:	4- 5	80.0%	Game:	66.7%

Score by Periods	1st	2nd	Total	Attendance:
Miami (Ohio)	20	26	46	Ties: 2
Louisville	28	42	70	Lead Changes: 0

**Kentucky 78, Louisville 70 (OT)**  
December 28, 2019 -- Lexington, Ky. (Rupp Arena)

## Louisville 70

Player	min	FG	3FG	FT	Reb	Ast	TO	BL	ST	PF	TP
Sutton	f 43	5-11	1-5	3-5	10	1	1	0	1	2	14
Nwora	f 39	2-10	1-8	3-6	4	0	3	0	0	3	8
Enoch	c 25	8-17	1-4	1-1	5	0	3	0	0	4	18
Perry	g 33	2-4	1-2	0-0	3	3	0	0	0	3	5
McMahon	g 28	1-7	1-5	1-2	1	4	2	0	1	3	4
Kimble	29	5-9	2-3	0-2	0	4	0	0	2	3	12
Williams	19	4-9	0-2	1-4	7	0	1	0	1	4	9
Williamson	8	0-0	0-0	0-0	0	0	1	0	0	3	0
Johnson	1	0-0	0-0	0-0	0	0	0	0	0	0	0
Team					4						
Totals	225	27-67	7-27	9-20	34	12	11	0	5	25	70

Total FG%	1st H:	11-31	35.5%	2nd H:	13-27	48.1%	Game:	40.3%
3-Pt. FG%	1st H:	1-11	9.1%	2nd H:	5-12	41.7%	Game:	25.9%
FThrow %	1st H:	1-4	25.0%	2nd H:	6-14	42.9%	Game:	45.0%
OT:		2-5	40.0%					

## Kentucky 78

Player	min	FG	3FG	FT	Reb	Ast	TO	BL	ST	PF	TP
Richards	f 34	4-6	0-0	5-7	10	0	1	1	0	4	13
Brooks, Jr.	f 25	0-4	0-2	2-2	1	0	2	1	1	2	2
Montgomery	f 25	2-5	0-0	0-0	5	1	1	2	0	4	4
Hagans	g 43	3-8	1-1	1-2	5	8	2	1	2	1	8
Maxey	g 41	9-14	4-5	5-6	7	1	3	0	1	4	27
Sestina	16	3-6	0-1	0-0	3	1	0	0	1	5	6
Quickley	37	4-11	2-6	8-8	3	1	1	0	0	2	18
Whitney	2	0-0	0-0	0-0	0	0	0	0	0	0	0
Juzang	2	0-0	0-0	0-0	1	0	0	0	0	0	0
Team					0		1				
Totals	225	25-54	7-15	21-25	35	12	11	5	5	22	78

Total FG%	1st H:	11-23	47.8%	2nd H:	10-25	40.0%	Game:	46.3%
3-Pt. FG%	1st H:	4-9	44.4%	2nd H:	2-4	50.0%	Game:	46.7%
FThrow %	1st H:	1-2	50.0%	2nd H:	6-6	200%	Game:	84.0%
OT:		8-9	88.9%					

Score by Periods	1st	2nd	OT	Total	Attendance:
Louisville	24	37	9	70	Ties: 10
Kentucky	32	29	17	78	Lead Changes: 13

**Florida State 78, Louisville 65**  
January 4, 2020 -- KFC YUM! CENTER

## Louisville 65

Player	min	FG	3FG	FT	Reb	Ast	TO	BL	ST	PF	TP
Sutton	f 27	1-4	1-2	0-0	5	4	0	1	0	3	3
Nwora	f 38	11-15	5-6	5-7	10	0	4	0	0	2	32
Enoch	c 24	3-6	0-0	4-7	4	1	2	2	1	2	10
Kimble	g 30	3-11	0-4	0-0	2	3	3	0	1	0	6
Perry	g 23	2-7	2-2	0-0	3	0	0	0	0	1	6
Williams	15	1-4	0-1	0-0	2	0	1	1	1	2	2
Williamson	8	0-1	0-0	0-0	1	0	1	0	1	1	0
Johnson	19	2-9	0-1	0-0	6	3	3	1	0	1	4
Nickelberry	1	0-0	0-0	0-0	0	0	0	0	0	0	0
Igiehon	1	0-0	0-0	0-0	0	0	0	0	0	0	0
McMahon	14	1-5	0-3	0-0	0	1	2	0	0	1	2
Team					4						
Totals	200	24-62	8-19	9-14	37	12	16	5	5	13	65

Total FG%	1st H:	10-37	27.0%	2nd H:	14-25	56.0%	Game:	38.7%
3-Pt. FG%	1st H:	4-13	30.8%	2nd H:	4- 6	66.7%	Game:	42.1%
FThrow %	1st H:	8- 9	88.9%	2nd H:	1- 5	20.0%	Game:	64.3%

## Florida State 78

Player	min	FG	3FG	FT	Reb	Ast	TO	BL	ST	PF	TP
Gray	f 21	0-2	0-0	2-2	5	0	4	1	1	2	2
Osborne	f 30	3-7	1-3	0-0	9	1	1	1	0	4	7
Polite	g 19	1-5	1-4	0-0	2	1	1	0	0	2	3
Forrest	g 33	9-11	1-1	1-2	3	5	3	0	2	1	20
Vassell	g 30	6-13	2-6	0-0	6	3	0	0	1	2	14
Williams	24	1-4	0-1	0-0	3	1	3	3	1	1	2
Olejniczak	7	0-0	0-0	0-0	1	0	0	0	0	2	0
Walker	28	9-13	5-7	0-1	1	3	1	1	0	1	23
Evans	8	3-3	1-1	0-0	1	1	0	0	1	0	7
Team					0						
Totals	200	32-58	11-23	3-5	31	15	13	6	6	15	78

Total FG%	1st H:	16-29	55.2%	2nd H:	16-29	55.2%	Game:	56.2%
3-Pt. FG%	1st H:	7-16	43.8%	2nd H:	4- 7	57.1%	Game:	47.8%
FThrow %	1st H:	0- 0	0.0%	2nd H:	3- 5	60.0%	Game:	60.0%

Score by Periods	1st	2nd	Total	Attendance:
Florida State	39	39	78	Ties: 3
Louisville	32	33	65	Lead Changes: 5



**2019-20 Louisville Men's Basketball  
Season/Career Statistics  
All games**

**Summary**

Player	Season Statistics										Career Statistics									
	GP-GS	MIN/G	FG%	3FG%	FT%	R/G	A/G	STL	BLK	PTS/G	GP-GS	MIN/G	FG%	3FG%	FT%	R/G	A/G	STL	BLK	PTS/G
ENOCH, Steven	14-14	22.0	.551	.263	.703	6.9	0.4	3	14	11.5	48-28	20.0	.536	.328	.781	5.7	0.3	9	36	10.0
IGIEHON, Aidan	12-0	5.0	.625	.000	.167	1.4	0.0	0	2	0.9	12-0	5.0	.625	.000	.167	1.4	0.0	0	2	0.9
JOHNSON, David	10-0	7.8	.481	.333	.400	1.6	0.7	0	2	3.0	10-0	7.8	.481	.333	.400	1.6	0.7	0	2	3.0
KIMBLE, Lamarr	14-1	20.2	.359	.238	.750	1.2	3.0	11	2	4.9	14-1	20.2	.359	.238	.750	1.2	3.0	11	2	4.9
MCMAHON, Ryan	14-13	28.3	.394	.427	.900	1.1	2.3	9	1	8.9	105-14	16.0	.387	.384	.905	0.9	1.5	55	9	5.9
NICKELBERRY, Josh	11-0	4.7	.125	.167	1.000	0.3	0.1	0	0	0.8	11-0	4.7	.125	.167	1.000	0.3	0.1	0	0	0.8
NWORA, Jordan	14-14	31.8	.486	.427	.768	7.4	1.2	13	3	21.0	76-43	24.6	.460	.397	.766	5.6	0.9	62	18	13.6
ODDO, Keith	4-0	1.1	.000	.000	.500	0.0	0.0	0	0	0.3	4-0	1.1	.000	.000	.500	0.0	0.0	0	0	0.3
ORBAUGH, Hogan	1-0	0.6	.000	.000	.000	0.0	0.0	0	0	0.0	1-0	0.6	.000	.000	.000	0.0	0.0	0	0	0.0
PERRY, Darius	14-14	23.9	.421	.355	.714	2.1	4.1	10	0	5.7	83-28	16.7	.407	.353	.828	1.4	2.0	45	3	4.8
SLAZINSKI, Quinn	10-0	3.3	.333	.500	.750	0.8	0.3	0	0	1.2	10-0	3.3	.333	.500	.750	0.8	0.3	0	0	1.2
SUTTON, Dwayne	14-14	32.0	.556	.387	.719	8.5	2.1	12	8	8.9	84-52	24.6	.457	.355	.726	5.9	1.3	72	30	7.4
WILLIAMS, Grant	1-0	0.6	.000	.000	.000	0.0	0.0	0	0	0.0	1-0	0.6	.000	.000	.000	0.0	0.0	0	0	0.0
WILLIAMS, Malik	10-0	16.6	.500	.231	.613	6.4	0.4	8	3	7.2	76-32	14.8	.430	.313	.679	4.6	0.2	29	57	6.0
WILLIAMSON, Samuel	14-0	15.4	.459	.231	.667	3.1	0.6	3	3	4.8	14-0	15.4	.459	.231	.667	3.1	0.6	3	3	4.8

**Scoring**

Player	Season Statistics								Career Statistics							
	FG-FGA	FG%	3FG-3FGA	3FG%	FT-FTA	FT%	PTS	PTS/G	FG-FGA	FG%	3FG-3FGA	3FG%	FT-FTA	FT%	PTS	PTS/G
ENOCH, Steven	65-118	.551	5-19	.263	26-37	.703	161	11.5	187-349	.536	19-58	.328	89-114	.781	482	10.0
IGIEHON, Aidan	5-8	.625	0-0	.000	1-6	.167	11	0.9	5-8	.625	0-0	.000	1-6	.167	11	0.9
JOHNSON, David	13-27	.481	2-6	.333	2-5	.400	30	3.0	13-27	.481	2-6	.333	2-5	.400	30	3.0
KIMBLE, Lamarr	23-64	.359	5-21	.238	18-24	.750	69	4.9	23-64	.359	5-21	.238	18-24	.750	69	4.9
MCMAHON, Ryan	37-94	.394	32-75	.427	18-20	.900	124	8.9	179-463	.387	146-380	.384	114-126	.905	618	5.9
NICKELBERRY, Josh	1-8	.125	1-6	.167	6-6	1.000	9	0.8	1-8	.125	1-6	.167	6-6	1.000	9	0.8
NWORA, Jordan	103-212	.486	35-82	.427	53-69	.768	294	21.0	353-768	.460	137-345	.397	187-244	.766	1030	13.6
ODDO, Keith	0-0	.000	0-0	.000	1-2	.500	1	0.3	0-0	.000	0-0	.000	1-2	.500	1	0.3
ORBAUGH, Hogan	0-0	.000	0-0	.000	0-0	.000	0	0.0	0-0	.000	0-0	.000	0-0	.000	0	0.0
PERRY, Darius	32-76	.421	11-31	.355	5-7	.714	80	5.7	131-322	.407	61-173	.353	77-93	.828	400	4.8
SLAZINSKI, Quinn	2-6	.333	2-4	.500	6-8	.750	12	1.2	2-6	.333	2-4	.500	6-8	.750	12	1.2
SUTTON, Dwayne	45-81	.556	12-31	.387	23-32	.719	125	8.9	211-462	.457	77-217	.355	119-164	.726	618	7.4
WILLIAMS, Grant	0-0	.000	0-0	.000	0-0	.000	0	0.0	0-0	.000	0-0	.000	0-0	.000	0	0.0
WILLIAMS, Malik	25-50	.500	3-13	.231	19-31	.613	72	7.2	157-365	.430	51-163	.313	91-134	.679	456	6.0
WILLIAMSON, Samuel	28-61	.459	3-13	.231	8-12	.667	67	4.8	28-61	.459	3-13	.231	8-12	.667	67	4.8

**Totals**

Player	Season Statistics								Career Statistics							
	O-REB	D-REB	TOTAL	PF	FO	A	TO	A/TO	O-REB	D-REB	TOTAL	PF	FO	A	TO	A/TO
ENOCH, Steven	24	72	96	30	0	6	20	0.3	75	198	273	116	2	12	55	0.2
IGIEHON, Aidan	2	15	17	12	0	0	4	0.0	2	15	17	12	0	0	4	0.0
JOHNSON, David	6	10	16	10	0	7	8	0.9	6	10	16	10	0	7	8	0.9
KIMBLE, Lamarr	3	14	17	18	0	42	20	2.1	3	14	17	18	0	42	20	2.1
MCMAHON, Ryan	1	15	16	20	0	32	18	1.8	11	87	98	147	0	153	99	1.5
NICKELBERRY, Josh	1	2	3	2	0	1	1	1.0	1	2	3	2	0	1	1	1.0
NWORA, Jordan	30	74	104	28	0	17	35	0.5	85	341	426	133	0	72	138	0.5
ODDO, Keith	0	0	0	3	0	0	0	0.0	0	0	0	3	0	0	0	0.0
ORBAUGH, Hogan	0	0	0	0	0	0	0	0.0	0	0	0	0	0	0	0	0.0
PERRY, Darius	1	29	30	35	0	58	28	2.1	12	107	119	166	0	162	107	1.5
SLAZINSKI, Quinn	2	6	8	3	0	3	3	1.0	2	6	8	3	0	3	3	1.0
SUTTON, Dwayne	44	75	119	26	0	29	13	2.2	160	336	496	178	4	113	80	1.4
WILLIAMS, Grant	0	0	0	0	0	0	0	0.0	0	0	0	0	0	0	0	0.0
WILLIAMS, Malik	20	44	64	16	0	4	7	0.6	106	243	349	130	1	18	49	0.4
WILLIAMSON, Samuel	13	30	43	25	0	8	16	0.5	13	30	43	25	0	8	16	0.5

# 2019-20 Louisville Photo Roster



**0 Lamarr "Fresh" Kimble**  
G 6-0 185 Gr.  
Philadelphia, Pa.  
(St. Joseph's University)



**1 Keith Oddo**  
G 6-1 180 Gr.  
Roanoke, Va.  
(Richmond University)



**2 Darius Perry**  
G 6-2 195 Jr.  
Marietta, Ga.  
(Wheeler HS)



**3 Jae'Lyn Withers**  
F 6-8 215 Fr.  
Charlotte, N.C.  
(Cleveland (OH) Heights HS)



**4 Grant Williams**  
G 5-11 165 Jr.  
Crestwood, Ky.  
(South Oldham HS)



**5 Malik Williams**  
F/C 6-11 245 Jr.  
Ft. Wayne, Ind.  
(Snider HS)



**10 Samuel Williamson**  
G/F 6-7 200 Fr.  
Rockwall, Texas  
(Rockwall HS)



**11 Quinn Slazinski**  
F 6-8 215 Fr.  
Houston, Texas  
(Huntington Prep/WV)



**12 Hogan Orbaugh**  
F 6-8 240 Fr.  
Zionsville, Ind.  
(Zionsville HS)



**13 David Johnson**  
G 6-5 210 Fr.  
Louisville, Ky.  
(Trinity HS)



**20 Josh Nickelberry**  
G 6-4 200 Fr.  
Fayetteville, N.C.  
(Northwood Temple Acad.)




**22 Aidan Igiehon**  
F 6-10 240 Fr.  
Dublin, Ireland  
(Lawrence Woodmere)



**23 Steven Enoch**  
C 6-10 255 R-Sr.  
Norwalk, Conn.  
(Univ. of Connecticut)



**24 Dwayne Sutton**  
F 6-5 220 R-Sr.  
Louisville, Ky.  
(UNC Asheville)



**30 Ryan McMahon**  
G 6-0 185 R-Sr.  
Sarasota, Fla.  
(Cardinal Mooney HS)



**33 Jordan Nwora**  
F 6-8 225 Jr.  
Buffalo, N.Y.  
(Vermont Academy)

## On The Bench



**Chris Mack**  
Head Coach



**Luke Murray**  
Assistant Coach



**Mike Pegues**  
Assistant Coach



**Dino Gaudio**  
Assistant Coach



**Kahil Fennell**  
Dir. Basketball Operations