



# STATE BASKETBALL

17 Conference Championships • 3 Final Fours • 2 National Championships

## 2013-14 NC State Basketball Schedule

### OCTOBER

10/30/13 UNC PEMBROKE (Exh.) W, 96-85

### NOVEMBER

11/2/13 MOREHOUSE (Exh.) W, 87-62

11/8/13 APPALACHIAN STATE % W, 98-77

11/12/13 at Cincinnati % L, 68-57

11/16/13 CAMPBELL % W, 81-66

11/20/13 NC CENTRAL % L, 82-72 (OT)

11/26/13 FLORIDA GULF COAST W, 82-62

11/30/13 EASTERN KENTUCKY W, 75-56

### DECEMBER

12/4/13 NORTHWESTERN W, 69-48

12/7/13 LONG BEACH STATE W, 76-66

12/14/13 DETROIT ^ W, 82-79

12/18/13 at Tennessee W, 65-58

12/21/13 EAST CAROLINA W, 90-79

12/28/13 MISSOURI L, 68-64

12/30/13 at UNC Greensboro W, 68-64

### JANUARY

1/4/14 PITTSBURGH \* L, 74-62

1/7/14 at Notre Dame \* W, 77-70

1/11/14 VIRGINIA \* L, 76-45

1/15/14 at Wake Forest \* L, 70-69

1/18/14 at Duke \* L, 95-60

1/20/14 MARYLAND \* W, 65-56

1/26/14 GEORGIA TECH \* W, 80-78 (OT)

1/29/14 FLORIDA STATE \* W, 74-70

### FEBRUARY

2/1/14 at North Carolina \* L, 84-70

2/8/14 at Miami \* W, 56-55

2/11/14 WAKE FOREST \* W, 82-67

2/15/14 at Syracuse \* L, 56-55

2/18/14 at Clemson \* L, 73-56

2/22/14 at Virginia Tech \* W, 71-64

2/26/14 NORTH CAROLINA \* L, 85-84 (OT)

### MARCH

3/1/14 MIAMI \* L, 85-70

3/3/14 at Pittsburgh \* W, 71-64

3/9/14 BOSTON COLLEGE \* W, 78-68

March 13 vs. Miami & W, 67-58

March 14 vs. Syracuse & W, 66-63

March 15 vs. Duke & L, 75-67

March 18 Xavier (NCAA) W, 74-59

March 20 Saint Louis (NCAA) 7:20 p.m.

March 22 NCAA Third Round TBA

March 27-30 NCAA Regionals TBA

### APRIL

April 5-7 NCAA Final Four TBA

Home games in **BOLD CAPS**

\* ACC game % Global Games Shootout ^ at Reynolds Coliseum & ACC Tournament

## 2013-14 NC State Basketball



**NC State (22-13)**  
**vs.**  
**Saint Louis (26-6)**



**NCAA Basketball Championship**  
**Second Round - Midwest Region**  
**March 20, 2014**  
**Amway Center - Orlando, Fla.**

**Radio:** Wolfpack Sports Network (Gary Hahn, Tony Haynes)  
Westwood One (Tom McCarthy, Donny Marshall)

**TV:** TNT (Brian Anderson, Dan Bonner, Kristine Leahy)

**Live Stats:** GoPack.com

**Twitter:** @PackMensBball and @GoPackJRat

## Pack Still Dancin', Will Take On Saint Louis In Second Round

Survive and Advance. The NC State men's basketball team has done just that, playing its way into the NCAA Second Round in Orlando, Fla. NCSU will play No. 5 seed Saint Louis Thursday, March 20 at 7:20 p.m. on TNT.

## Jump Ball

	<b>NC State</b>	<b>Saint Louis</b>
2013-14 Record	22-13, 9-9	26-6, 13-3
Head Coach	Mark Gottfried	Jim Crews
Career Record (Years)	348-192 (17th)	407-362 (26th)
Record at School (Years)	70-37 (3rd)	54-13 (2nd)
Leading Scorer	T.J. Warren (24.8)	Dwayne Evans (14.0)
Leading Rebounder	T.J. Warren (7.1)	Dwayne Evans (6.4)
NC State Series Record	First Meeting	
Last Meeting	N/A	
Series Streak	N/A	

## Possible NC State Starters (based on last game)

	<b>Ppg</b>	<b>Rpg</b>	<b>Apg</b>	<b>Other</b>
#12 - G - Tyler Lewis (So. - 5-11, 170)	4.2	1.2	3.6	4.0-1 ast-to
* Has 121 assists against just 30 turnovers; 3rd in nation in assist-turnover ratio				
#22 - G - Ralston Turner (Jr. - 6-5, 205)	10.4	2.5	0.9	.369 3FG
* Shooting career-high .367 from 3-pt range w/ team-leading 75 made 3-pointers; scored 17 vs. Xavier				
#24 - F - T.J. Warren (So. - 6-8, 215)	24.8	7.1	1.2	.525 FG
* 2014 ACC Player of the Year; 2nd Team All-American by The Sporting News; USBWA All-District				
#32 - F - Kyle Washington (Fr. - 6-9, 225)	4.9	3.9	0.5	24 starts
* Has 4 double-digit scoring games this season				
#14 - C - Jordan Vandenberg (R-Sr. - 7-1, 245)	4.7	4.5	1.0	1.4 blk
* Ranks 9th in ACC in blocked shots; team's only senior				

**2013-14 NC STATE BASKETBALL ROSTER**

No.	Name	Pos.	Ht./Wt.	Yr.	Hometown/High School (Last School)
1	Trevor Lacey	G	6-3/220	Jr. *	Huntsville, Ala./Butler (Alabama)
2	Anthony 'Cat' Barber	G	6-2/170	Fr.	Hampton, Va./Hampton
5	Desmond Lee	G	6-4/200	Jr.	Norfolk, Va./Booker T. Washington (New Mexico J.C.)
10	Lennard Freeman	F	6-8/245	Fr.	Washington, D.C./Oak Hill Academy [Va.]
12	Tyler Lewis	G	5-11/170	So.	Statesville, N.C./Oak Hill Academy [Va.]
14	Jordan Vandenberg	C	7-1/245	R-Sr.	Melbourne, Australia/Australia Institute of Sport
15	Chris Brickhouse	F	6-5/205	Fr.	Raleigh, N.C./Broughton
20	Patrick Wallace	G	6-1/195	Fr.	Charlotte, N.C./Brewster Academy [N.H.]
21	BeeJay Anya	F	6-9/325	Fr.	Gaithersburg, Md./DeMatha Catholic
22	Ralston Turner	G	6-5/205	R-Jr.	Muscle Shoals, Ala./Muscle Shoals (LSU)
24	T.J. Warren	F	6-8/215	So.	Durham, N.C./Brewster Academy [N.H.]
25	Chase Cannon	G	6-4/200	So.	Morehead City, N.C./The Miller School [Va.]
30	Staats Battle	G	6-6/203	Jr.	Raleigh, N.C./Broughton
32	Kyle Washington	F	6-9/225	Fr.	Champlin, Minn./Brewster Academy [N.H.]
34	Jevoni Robinson	F	6-8/225	Jr.	Charlotte, N.C./Independence

\* - Must sit out 2013-14 season due to NCAA transfer rules and will have two years of eligibility remaining.

**Head Coach:** Mark Gottfried (Alabama '87)

**Associate Head Coach:** Bobby Lutz (Charlotte '80)

**Assistant Coaches:** Orlando Early (Gardner-Webb '90), Rob Moxley (Pfeiffer '94)

**Director of Operations:** Jeff Dunlap (UCLA '86)

**Director of Player Development:** Dereck Whittenburg (NC State '84)

**Video Coordinator:** Nima Omidvar (Maryland '08)

**Assistant AD for Strength and Conditioning:** Bob Alejo (Chico State '82)

**Athletic Trainer:** Ryan Holleman (Western Carolina '07)

**ALPHABETICAL ROSTER**

No.	Name	Pos.	Ht./Wt.	Yr.
21	BeeJay Anya	F	6-9/325	Fr.
2	Anthony 'Cat' Barber	G	6-2/170	Fr.
30	Staats Battle	G	6-6/203	Jr.
15	Chris Brickhouse	F	6-5/205	Fr.
25	Chase Cannon	G	6-4/200	So.
10	Lennard Freeman	F	6-8/245	Fr.
1	Trevor Lacey	G	6-3/215	Jr. *
5	Desmond Lee	G	6-4/200	Jr.
12	Tyler Lewis	G	5-11/170	So.
34	Jevoni Robinson	F	6-8/225	Jr.
22	Ralston Turner	G	6-5/205	R-Jr.
14	Jordan Vandenberg	C	7-1/245	R-Sr.
20	Patrick Wallace	G	6-1/195	Fr.
24	T.J. Warren	F	6-8/215	So.
32	Kyle Washington	F	6-9/225	Fr.

**2013-14 ROSTER BREAKDOWN**

Seniors: 1

Juniors: 5

Sophomores: 3

Freshmen: 6

Returning Starters: 1

Returning Lettermen: 5

Newcomers: 7

Redshirts: 1

**Pronunciation Guide**

Lutz	(LOOTS)
Anya	(ON-ya)
Staats	(STOTTS)
Lennard	(Len-NARD)
Jevoni	(Juh-VON-ee)

**The First Four - The Top 4 Storylines For This Game****1. WOLFPACK IN THE DANCE...AGAIN**

Mark Gottfried has coached the Wolfpack into the Big Dance for the third time in as many seasons. NC State, a bubble team in 2012, advanced to the Sweet 16 that year with wins over San Diego State and Georgetown. Last year's NC State team made the tournament as a No. 8 seed and lost in the second round. This is NC State's 25th NCAA Tournament appearance all-time and the first time it's been a No. 12 seed. NC State's 74-59 win over Xavier on Tuesday night lifted NC State to 34-23 all-time in what Mark Gottfried calls "the greatest show on Earth."

**2. SURVIVE AND ADVANCE**

The term, coined by legendary NCSU coach Jim Valvano and the title of an ESPN '30 For 30' documentary about Valvano's national title team, certainly fits this year's NC State team. The Wolfpack was the last team into the tournament, but showed its validity with a sound victory over Xavier on Tuesday night. T.J. Warren scored 25 points - 16 in the second half - and Ralston Turner added 17. Tyler Lewis dished eight assists to go along with seven points in what was one of NC State's best performances of the season.

**3. PLAYER OF THE YEAR SETS SCHOOL SCORING RECORD**

T.J. Warren, the ACC's leading scorer with 24.8 points per game, was voted the league's player of the year by the ACC's head coaches and the media. The 6-8 sophomore is the top scorer among all players in the Power 5 conferences and stands third in the nation in scoring. His 25 points in the NCAA First Round vs. Xavier in Dayton gave him a school-record 843 points this season. After pouring in a career-high 41 points on 16-for-22 shooting in NC State's win at Pittsburgh on March 3, he topped that with 42 points in a win over Boston College on March 9. Warren is also first in the ACC with a .525 field goal percentage (minimum 5 FG made per game). He is on pace to become just the third player in ACC history to lead the conference in both scoring and field goal percentage (Horace Grant, Tim Duncan). Warren is also among the ACC's leaders in rebounds (7th), offensive rebounds (2nd), minutes played (8th) and steals (4th).

**4. WHEN THE WOLFPACK DANCED THE HARDEST**

It's fitting NC State earns a tourney bid 40 years after capturing its first national title, a 1974 crown behind legendary players David Thompson and Tommy Burleson. NC State, ranked No. 1, knocked off No. 4 Maryland to earn the ACC's only bid to the tournament. NC State roared into the Final Four, taking down Bill Walton and UCLA in the semifinal before defeating Marquette in the championship game. Jim Valvano's 1983 "Cardiac Pack" went on one of college basketball's all-time great tourney runs, defeating Houston's Phi Slamma Jamma with a buzzer-beating dunk by Lorenzo Charles.

**Back-to-Back-to-Back**

**All-time ACC coaches to lead team to an NCAA Tournament berth in each of his 1st 3 seasons in ACC:**

1998-00	Bill Guthridge (UNC)
2004-06	Roy Williams (UNC)
2012-14	Mark Gottfried (NC State)





# Mark Gottfried

**17th Season Overall**

**3rd Season at NC State**

**348-192 (70-37 at NC State)**

- Has coached NC State to an NCAA Tournament berth in each of his 3 seasons in Raleigh, the Pack's first time going thrice in a row since 2004-06.
- One of three all-time ACC coaches to lead his team to the NCAA Tournament in each of his first 3 seasons in the league.
- One of four all-time ACC coaches to lead his team to the ACC Tournament semifinal round in each of his first 3 seasons.
- Won more games in his first 2 seasons with the Pack (48) than any coach in school history except Everett Case (55) in 1947 and 1948.
- His 48 victories was the most for NC State over a two-year span since the early 1980s.

- Is third coach in ACC history to take his first three teams to the NCAA Tournament. (Bill Guthridge and Roy Williams)
- Posted 24 wins and .667% winning percentage in 2011-12, which was the best all-time in the ACC for first-year head coaches.
- Is one of 14 coaches to capture a win over a team ranked No. 1 at two different schools. (3/20/04 at Alabama and 1/12/13 at NC State).
- Only seven active coaches have taken three different schools to multiple NCAA Tournament appearances
- Has signed four McDonald's All-Americans since coming to NC State.

## 11 Seasons at Alabama (210-132 overall)

- Coached Alabama to 8 postseason appearances, including 5 consecutive trips to the NCAA Tournament (2002-06).
- Led Alabama to a No. 1 ranking during the 2002-03 season.
- Tabbed 2002 SEC Coach of the Year.
- His 2003-04 Alabama squad advanced to the NCAA tourney's Elite Eight, the longest tournament run in that school's history.

## 3 Seasons at Murray State (68-24 overall)

- Won an OVC title in each of his 3 seasons.
- Named OVC Coach of the Year 3 times.
- Led Murray State to 3 postseason appearances, including a pair of NCAA tourney berths.

## GOTTFRIED YEAR-BY-YEAR AS A HEAD COACH

Year	School	Record	Conf.	Finish	Postseason
1995-96	Murray State	19-10	12-4	1st	NIT 1st Rd.
1996-97	Murray State	20-10	12-6	1st	NCAA 1st Rd.
1997-98	Murray State	29-4	16-2	1st	NCAA 1st Rd.
1998-99	Alabama	17-15	7-11	5th-West	NIT 1st Rd.
1999-00	Alabama	13-16	6-10	4th-West	---
2000-01	Alabama	25-11	8-8	3rd-West	NIT Final Four
2001-02	Alabama	27-8	12-4	1st-West	NCAA 2nd Rd.
2002-03	Alabama	17-12	7-9	4th-West	NCAA 1st Rd.
2003-04	Alabama	20-13	8-8	2nd-West	NCAA Elite Eight
2004-05	Alabama	24-8	12-4	1st-West	NCAA 1st Rd.
2005-06	Alabama	18-13	10-6	2nd-West	NCAA 2nd Rd.
2006-07	Alabama	20-12	7-9	3rd-West	NIT 1st Rd.
2007-08	Alabama	17-16	5-11	5th-West	---
2008-09	Alabama	12-7	2-3	---	---
2011-12	NC State	24-13	9-7	T-4th	NCAA Sweet Sixteen
2012-13	NC State	24-11	11-7	T-4th	NCAA 2nd Rd.
2013-14	NC State	22-13	9-9	T-7th	NCAA Tournament
<b>Murray State</b>		<b>68-24</b>	<b>40-12</b>		
<b>Alabama</b>		<b>210-131</b>	<b>84-83</b>		
<b>NC State</b>		<b>70-37</b>	<b>29-23</b>		
<b>Totals (17 seasons)</b>		<b>348-192</b>	<b>153-118</b>		

## COACHING RESUME

### NC STATE

(2011-Present)  
RECORD: 70-36 (29-23 ACC)  
2012 Sweet Sixteen

### ALABAMA

(1999-2009)  
RECORD: 210-131 (84-83 SEC)  
2002 SEC Regular Season Champions  
2004 SEC West Champions  
2004 Elite Eight

### MURRAY STATE

(1996-97-98)  
RECORD: 68-24 (40-12 OVC)  
1996-98 OVC Champions  
1997-98 OVC Tournament Titles

### UCLA (Assistant Coach)

(1988-95)  
1992, 1995 Pac-10 Champions  
1995 National Champion

## POSTSEASON APPEARANCES AS A COACH

### NC STATE

NCAA -3

### ALABAMA

NCAA - 5  
NIT - 3

### MURRAY STATE

NCAA - 2  
NIT - 1

### UCLA (assistant)

NCAA - 7

## POSTSEASON HISTORY AS A PLAYER

### ALABAMA

NCAA - 3 Sweet Sixteens

## COACHING HONORS

2002 SEC Coach of the Year  
1996, '97, '98 OVC Coach of the Year

## EDUCATION

B.A. in Communications  
Alabama '87  
UMS-Wright Prep '82

## PLAYING EXPERIENCE

### ALABAMA

1984-87  
ORAL ROBERTS  
1983

## Tale of the Tape

NC State	CATEGORY	Saint Louis
70.9	POINTS PER GAME	70.0
69.2	OPP. POINTS PER GAME	61.2
.461	FIELD GOAL PERCENTAGE	.443
.424	OPP. FIELD GOAL PERCENTAGE	.399
.302	3-POINT FIELD GOAL PERCENTAGE	.319
.315	OPP. 3-POINT FIELD GOAL PERCENTAGE	.284
.663	FREE THROW PERCENTAGE	.708
-0.8	REBOUNDING MARGIN	+1.8
+1.9	TURNOVER MARGIN	+1.6

### TAKE IT BACK TO '87

The Orlando subregional has several connections between NC State, Louisville and Florida. Mark Gottfried played in the Sweet 16 for Alabama in 1987 against Providence, coached by current Louisville coach Rick Pitino. Playing for Pitino on that Providence team was current Florida coach Billy Donovan.

### GOTTFRIED IN NCAAS

This is Mark Gottfried's third time taking NCSU to the tourney, but the veteran coach knows the dance. He coached Alabama into the bracket five times, including a 2004 Elite Eight run. He coached Murray State in the 1997 and '98 tourneys. Gottfried has won seven NCAA Tournament games and was also an assistant on Jim Harrick's national champion staff at UCLA.

### T.J. ROLLING ON 20'S

T.J. Warren has set a single-season school record for games with 20+ points in a season. His outing vs. Xavier was his 30th such performance this season. He has scored 20 or more points in 18 straight games, averaging 27.1 points during that stretch.

### 41

T.J. Warren scored a career-high 41 in NC State's win at Pittsburgh. It was the most points for a Wolfpack player since Rodney Monroe dropped 48 on Georgia Tech in 1991. Warren scored 26 in the second half on 10-for-12 shooting. His 41 points at the Petersen Events Center set a new record for Pitt's arena.

### 42

Just days after scoring 41 points in a win at Pittsburgh, T.J. Warren topped that with 42 points against Boston College. Warren got his new career high on 14-for-23 field goal shooting and a 14-for-17 effort at the foul line. Warren had 20 points, 10 rebounds, three assists and three steals - just in the second half.

### T.J. GETS THE MOST BUCKETS

T.J. Warren leads the nation in made field goals per game. The 6-8 Warren averages 9.7 made field goals per contest, slightly more than national scoring leader Doug McDermott of Creighton (9.4 made per game).

### HE GOT 40 BACK-TO-BACK

With 41 at Pitt and 42 vs. BC, T.J. Warren became just the seventh player in ACC history (2nd in NCSU history) to score 40+ in consecutive games. The last ACC player to do that was Ga Tech's Kenny Anderson (1990).

### SHARPSHOOTER

T.J. Warren will likely become the sixth player in ACC history to lead the conference in field goal percentage two years in a row. His mark of .525 is the best in the league among players with 5.0 made FG per game. He is 300-for-516 this season on his 2-point attempts. He shot .622 from the floor as a freshman last season, the second-best percentage in school history.

### BIG-TIME SCORING LEADER

T.J. Warren, currently third in the nation in scoring, is the top scorer among players in the ACC, American, Big Ten, Big 12, Pac-12 and SEC. Here's each league's leading scorer:

League	Scorer	PPG
ACC	<b>T.J. Warren, NC State</b>	<b>24.8</b>
American	Sean Kilpatrick, Cincinnati	20.7
Pac-12	Roberto Nelson, Oregon St.	20.5
SEC	Jabari Brown, Missouri	19.8
Big 12	Melvin Ejim, Iowa State	18.1
Big Ten	Terran Petteway, Nebraska	18.1

### OTHER NOTES ABOUT #TONYBUCKETS

T.J. Warren's 24.8 ppg average is the most for a Pack player since Monroe averaged 27.0 in 1990-91 and stands sixth in NCSU history. He is the first Pack player to lead the ACC in scoring since 1996 (Todd Fuller).

### NEW TO THE BRACKET

According to KenPom.com, NC State is 330th in the country in player experience. Of its 14 active players, 12 have appeared in just one NCAA Tournament game.

## 2013-14 NC STATE HONOR ROLL

### T.J. Warren

ACC Player of the Year (Coaches and Media)  
1st Team All-ACC (Coaches and Media)  
2nd Team All-American (The Sporting News)  
USBWA All-District  
NABC All-District  
ACC Player of the Week (March 10)  
ACC All-Tournament Team

### Led Pack in Points (includes ties)

Warren 31, Turner 3, Barber 1, Lee 1

### Led Pack in Rebounds (includes ties)

Warren 21, Freeman 6, Washington 4, Vandenberg 3, Lee 2, Lewis 1, Anya 1

### Led Pack in Assists (includes ties)

Barber 18, Lewis 16, Lee 3, Vandenberg 1, Turner 1

### Led Pack in Steals (includes ties)

Warren 21, Lee 7, Barber 7, Turner 6, Freeman 3, Lewis 2, Washington 1, Vandenberg 1

### Double-Doubles

Warren 6, Washington 1, Freeman 1

## Wolfpack In NCAA Under Mark Gottfried

- 3 trips in 3 years

- 2012 Sweet 16 as 11 seed

3/18/14	NC State 74, Xavier 59 (1st Rd)
3/22/13	Temple 76, NC State 72 (2nd Rd)
3/16/12	NC State 79, San Diego St. 65 (2nd Rd)
3/18/12	NC State 66, Georgetown 63 (3rd Rd)
3/23/12	Kansas 60, NC State 57 (Sweet 16)

## Led ACC In Scoring

*Here is a list of NC State players who have led the ACC in scoring:*

1959	John Richter (17.0)
1973-75	David Thompson (24.7, 26.0, 29.9)
1976-77	Kenny Carr (26.6, 21.0)
1991	Rodney Monroe (27.0)
1996	Todd Fuller (20.9)
2014	T.J. Warren (24.8)





**NARD TIME**

Lennard Freeman, a freshman who just turned 18 in December, grabbed a team-high six rebounds vs. Xavier. Freeman scored a career-high 13 points and grabbed nine rebounds vs. Duke in the ACC tourney. The 6-8 freshman averaged 6.3 points and 7.7 rebounds during the conference tournament and brings toughness and a hard-nosed style off the bench for NC State.

**TYLER TAKING CARE OF IT**

NC State has a +3.0 turnover margin when Tyler Lewis starts at point guard. The team's turnover margin is -0.1 when Lewis comes off the bench. The Pack has 20 outings this season with 11 or fewer turnovers, including a game with just five miscues vs. Miami and six turnovers at Pitt.

**#TONYBUCKETS PUTS UP BIG HALVES**

T.J. Warren, the ACC's leading scorer, has scored in bunches at times this season. Here are some big halves Warren has posted:

Half	Pts	FG	FT
2nd Half vs. ECU	26	8-15	9-9
1st Half vs. ECU	25	11-17	2-3
1st Half vs. FSU	20	9-15	0-0
1st Half vs. Wake	23	10-14	0-0
2nd Half/OT vs. UNC	26	10-15	6-9
2nd Half at Pitt	26	10-12	3-4
1st Half vs. BC	22	8-15	6-6
2nd Half vs. BC	20	6-8	8-11

**TURN IT UP AT THE TIP**

Ralston Turner, who started for two seasons for LSU before transferring to NC State, has stepped up and become a reliable second scorer for NC State. In his 21 starts this season, Turner is averaging 11.4 points per game. In his first start in conference play, Turner scored 23 points to lead NC State to a win over Maryland. In his 14 games off the bench, Turner averaged 8.6 points per game.

**RALSTON'S BEST SHOOTING**

Ralston Turner came to NC State knowing he'd be relied on to make 3-point baskets. He made 95 treys in two seasons at LSU. He's having his best college season with a team-best 72 made 3-pointers. Here's a look at Ralston's career 3-point shooting:

Season	3FG	3FG Pct.
Freshman (at LSU)	48	.322
Sophomore (at LSU)	47	.362
Junior (at NCSU)	72	.367

**DEZ'S DEFENSE**

Some of NC State's opponents' top players have had rough nights while being guarded by Desmond Lee. Here are some examples of 'Dez' locking down on 'D':

Game	Player(s)	Stat
vs. Northwestern	J. Cobb/D. Crawford	5-23 combined FG
at Tennessee	Jordan McRae	6-22 FG
vs. Pittsburgh	Cameron Wright	4-12 FG
vs. Maryland	Dez Wells	2-11 FG, fouled out
vs. Georgia Tech	Marcus Georges-Hunt	3-14 FG
vs. Syracuse	Trevor Cooney	3-10 FG (0-2 3FG)
vs. Xavier	Justin Martin	3-12 (0-6 3FG)

**JORDAN PLAYING HIS BEST**

Knowing his next loss could be his last, 7-1 fifth-year senior center Jordan Vandenberg may be playing the best basketball of his career. He scored 10 points on 5-for-5 shooting in the win over Syracuse and had nine points and four blocks vs. Xavier on Tuesday. He is shooting 12-for-14 over the last three games.

**SHOOTOUT FOR THE AGES**

T.J. Warren and UNC's Marcus Paige put on a show during the Tar Heels' overtime win at NC State. Warren scored a career-high 36 points and Paige had 35 points. They became the first opposing ACC players to score 35 or more points in the same game since Florida State's Al Thornton (37) and Duke's J.J. Redick (36) did on Feb. 4, 2006.

**GOTT'S BIG-TIME PLAYERS**

As both a head coach and an assistant, Mark Gottfried has mentored five conference players of the year:

Player (School)	Year
Ed O'Bannon (UCLA)	1995 (asst)
Marcus Brown (Murray St.)	1996, 97
De'Teri Mayes (Murray St.)	1998
Erwin Dudley (Alabama)	2002
<b>T.J. Warren (NCSU)</b>	<b>2014</b>

**WHAT WE 'GOTT' AFTER 107**

NC State's overtime game vs. North Carolina was Mark Gottfried's 100th at NCSU. He's now coached 107 games at State. Here's how several coaches fared at State after 107 games:

Coach	W-L Record
Jim Valvano	74-33
<b>Mark Gottfried</b>	<b>70-37</b>
Norm Sloan	62-45
Herb Sendek	61-46
Sidney Lowe	58-49

**94 FLAWLESS MINUTES**

Before committing a turnover vs. North Carolina, Tyler Lewis played a stretch of 93:57 of on-court time between turnovers. He played 84 minutes during NC State's three-game road swing and didn't commit a single turnover.

**WOLFPACK IN THE ACC STATS****TEAM**

Category (Total)	ACC Rank
Scoring (70.9)	6th
Scoring Defense (69.2)	12th
FT Percentage (.663)	12th
FG Percentage (.461)	5th
FG Pct. Defense (.424)	11th
3FG Percentage (.302)	15th
3FG Pct. Defense (.315)	6th
Rebounding Margin (-0.8)	13th
Blocks (4.11)	8th
Assists (13.0)	8th
Steals (4.7)	13th
Turnover Margin (+1.12)	6th
Assist-Turnover Ratio (1.3)	6th
3FG Made Per Game (4.5)	14th

**PLAYER**

T.J. Warren	ACC Rank
Scoring (24.8)	1st
Rebounding (7.1)	7th
FG Pct. (.525)	1st
Off. Rebounds (3.2)	2nd
Steals (1.8)	4th
Minutes Played (35.2)	8th

Ralston Turner	ACC Rank
3FG Pct. (.369)	8th
3FG Per Game (2.2)	6th

Jordan Vandenberg	ACC Rank
Blocks (1.39)	8th

BeeJay Anya	ACC Rank
Blocks (1.34)	9th

Tyler Lewis	ACC Rank
Assist-Turnover Ratio (4.16)	1st

Cat Barber	ACC Rank
Assist-Turnover Ratio (2.03)	9th

**ATHLETICS COMMUNICATIONS**

Basketball Contact:	Josh Rattray
Office Phone:	919-515-1182
Cell Phone:	919-605-2445
Twitter:	@gopackjrat
E-Mail:	josh_rattray@ncsu.edu

Press Row Phone:	919-861-6190
Website:	GoPack.com
	CoachGott.com
MBB Twitter:	@PackMensBball

## Multiple NCAA Tournaments At 3 Different Schools

There are 13 coaches all-time who have earned multiple trips to the NCAA Tournament at three different schools (in alpha order):

Coach	School 1	School 2	School 3
Rick Barnes (active)	Providence	Clemson	Texas
Gene Bartow	Memphis	UCLA	UAB
John Calipari (active)	UMass	Memphis	Kentucky
Cliff Ellis (active)	South Alabama	Clemson	Auburn
Eddie Fogler	Wichita State	Vanderbilt	South Carolina
Tim Floyd (active)	New Orleans	Iowa State	USC
<b>Mark Gottfried (active)</b>	<b>Murray State</b>	<b>Alabama</b>	<b>NC State</b>
Mike Jarvis (active)	Boston Univ.	George Washington	St. John's
Frank McGuire	St. John's	North Carolina	South Carolina
George Raveling	Washington State	Iowa	USC
Bill Self (active)	Tulsa	Illinois	Kansas
Jerry Tarkanian	Long Beach State	UNLV	Fresno State
Billy Tubbs	Lamar	Oklahoma	TCU

## THE CAT

Anthony 'Cat' Barber has 124 assists this season and is ninth in the ACC in assist-turnover ratio. He led the team in assists (14) and steals (4) in the ACC tourney. His 124 assists ranks fourth on NCSU's single-season list for a freshman.

## 36 CHAMBERS AND MORE

When T.J. Warren scored 36 points against North Carolina, he became the first NC State player to score 36 in a game since Tom Gugliotta in 1992. Warren's 41-point game at Pitt was the first 40-point effort by a Pack player since Rodney Monroe in 1991.

## THANKS SENIORS

Jordan Vandenberg lost 40 pounds in the offseason to prepare for his final college season. Adversity struck in the team's exhibition opener when he suffered a sever ankle sprain. He missed four games, but rebounded to play the best season of his career. He scored a career-high 18 points vs. ECU in December. Although not a senior, walk-on junior forward Jevoni Robinson will graduate and not return. The Wolfpack also honored head student manager Travis Eaton during its Senior Day ceremony on March 9.

## KYLE COMING AROUND

Kyle Washington, who has started 24 games this season, will be a key player in the future for NC State. The 6-9 freshman owns an accurate midrange jumper and is effective going to his left jump hook in the lane. He scored 14 points with 10 rebounds at Syracuse and scored 13 points at Virginia Tech. Washington pulled in 10 boards vs. UNC and then scored 13 points vs. Miami.

## WHO IMPROVED HIS SCORING THE MOST?

No player has improved his scoring from last season to this season more than T.J. Warren. The 6-8 Warren raised his scoring average an ACC-best 12.7 points from his freshman season a year ago.

## #TONYBUCKETS DOUBLING UP

T.J. Warren posted his eighth career double-double in the win over Boston College, posting a monster 42-point, 13-rebound effort. His 13 rebounds tied his career high. He also had a 34 and 10 double-double vs. Wake Forest on Feb. 11. Warren reached the mark vs. Cincinnati (13 and 10), Eastern Kentucky (30 and 11) in November and against Tennessee (21 and 11) and Missouri (24 and 13) in December.

## WOLFPACK INSIDE THE ARC

Only two teams in college basketball rely more on 2-point baskets than NC State. 61.7 percent of the Pack's points come from inside the arc, the third-highest mark in the nation. T.J. Warren shoots .581 on his attempts inside the arc.

## Pack MoneyBall - Advanced Stats via KenPom.com

The following is an advanced look at the Wolfpack, via KenPom.com. NC State's national rankings are in parenthesis:

Four Factors	Offense	Defense	D-I Avg.
Effective FG %	49.8 (155th)	47.4 (88th)	49.5
Turnover %	<b>15.9 (34th)</b>	17.6 (228th)	18.3
Off. Reb. %	34.8 (64th)	<b>36.3 (338th)</b>	31.5
FTA/FGA	<b>36.4 (282nd)</b>	43.1 (233rd)	40.6

Other Highlights	Offense	Defense	D-I Avg.
3pt. FG%	<b>30.3 (325th)</b>	32.0 (61st)	34.4
2pt. FG%	51.3 (65th)	47.1 (121st)	48.5
FT%	<b>66.1 (296th)</b>	72.1 (293rd)	69.8
2-pt. Distribution	<b>61.6 (4th)</b>	51.8 (137th)	51.1
3-pt. Distribution	18.9 (339th)	23.5 (285th)	26.7

Player Experience **1.06 yrs (330th)** 1.73 yrs

## T.J. Warren

%Shots	37.1 (4th in NCAA)
%Possessions	33.6 (8th in NCAA)
2pt FG%	.580 (290-for-500)

## Tyler Lewis

Assist Rate 32.0 (50th in NCAA)

## What Does This Mean?

- NC State scores 61.6% of its points on 2-point field goals. That mark, which measures how teams rely on 2-point field goals for scoring, is the fourth-highest in the nation.

- NC State commits a turnover just 15.9 percent of the time, a mark that ranks 34th in the country.

- NC State is leaning on 6-8 sophomore T.J. Warren...big time. He takes 37.1 percent of NC State's shots, the 4th-highest mark in the country.

- 33.6 percent of NC State's offensive possessions involve T.J. Warren either shooting, getting to the foul line, assisting or turning the ball over. That ranks 8th in the nation.

- T.J. Warren is shooting 58% on his attempts in 2-point range.

- Weighted by minutes played, NC State is 331st of 351 teams in player experience.

## 2013-14 Starting Lineups

Lineup	Pack Record
Lewis - Lee - Turner - Warren - Washington	2-1
Lewis - Lee - Turner - Warren - Freeman	0-1
Barber - Lee - Warren - Freeman - Vandenberg	8-2
Barber - Lee - Warren - Washington - Vandenberg	1-3
Barber - Lee - Turner - Washington - Vandenberg	1-0
Barber - Turner - Warren - Washington - Vandenberg	2-1
Lewis - Turner - Warren - Washington - Vandenberg	8-5





## 2013-14 ACC Standings

Team	ACC	Overall
1. Virginia (NCAA)	16-2	28-6
2. Syracuse (NCAA)	14-4	27-5
3. Duke (NCAA)	13-5	26-8
4. North Carolina (NCAA)	13-5	23-9
5. Pittsburgh (NCAA)	11-7	25-9
6. Clemson (NIT)	10-8	20-12
<b>7. NC State (NCAA)</b>	<b>9-9</b>	<b>22-13</b>
8. Florida State (NIT)	9-9	19-13
9. Maryland	9-9	17-15
10. Miami	7-11	16-16
11. Wake Forest	6-12	17-16
13. Notre Dame	6-12	15-17
12. Georgia Tech	6-12	16-17
14. Boston College	4-14	8-24
15. Virginia Tech	2-16	9-22

## RPI CHECK

Team	RPI
1. Duke	6
2. Virginia	10
3. Syracuse	13
4. North Carolina	25
5. Pittsburgh	39
6. Florida State	52
<b>7. NC State</b>	<b>53</b>
8. Maryland	75
9. Clemson	79
10. Miami	110
11. Wake Forest	112
12. Notre Dame	136
13. Georgia Tech	157
14. Boston College	199
15. Virginia Tech	244

## Players of the Year

*Here is a list of NC State players who have been named ACC Player of the Year:*

1956	Ronnie Shavlik
1959	Lou Pucillo
1973-75	David Thompson
1991	Rodney Monroe
2004	Julius Hodge
2014	T.J. Warren

## COACHING BRAIN TRUST

Mark Gottfried has built one of the most experienced coaching staffs in all of college basketball. In addition to the third-year NC State coach, the Wolfpack are mentored by three other former head coaches. Associate coach Bobby Lutz won 399 games as a head coach at Charlotte and Pfeiffer, Orlando Early was the head coach for five seasons at Louisiana-Monroe and Dereck Whittenburg ran the programs at Wagner and Fordham.

## COACHES OF THE YEAR

NC State's coaching staff features four coaches who were the coach of the year at a Division I conference:

Mark Gottfried	2002 SEC
Bobby Lutz	2005 C-USA (ESPN.com)
Orlando Early	2007 Sun Belt Conference
Dereck Whittenburg	2003 Northeast Conference

## RECRUITING RANKINGS

Mark Gottfried, who has signed four McDonald's All-Americans since coming to NC State, has brought some of the nation's top prep talent to Raleigh. The 2013 recruiting class (BeeJay Anya, Cat Barber, Leonard Freeman, Desmond Lee, Kyle Washington) was ranked 12th nationally by Scout.com and 13th by ESPN.com. Rivals.com charted the class 15th in the country. The recently-signed 2014 class (Abdul-Malik Abu, Caleb Martin, Cody Martin) was ranked 13th by 247Sports and 17th by Scout, and that's not including Alabama transfer Trevor Lacey.

## GOLDEN ARCHES

NC State has found its share of McDonald's All-Americans recently. Three players who played in the 2012 showcase (T.J. Warren, Tyler Lewis, Rodney Purvis) played as freshmen at State last season. Cat Barber was a 2013 McDonald's All-American, making four golden arch standouts for NCSU since Gottfried has come to Raleigh.

## ALL-TIME TOP 25

NC State is 25th on the all-time winningest programs list for NCAA Division I. In its 104th season, NCSU has won 1,638 men's basketball games. The ACC boasts five of the top 25 teams on the victories list (North Carolina 2,113; Duke 2,025; Syracuse 1,902; Notre Dame 1,762; NC State 1,639).

## NC STATE'S RECORD WHEN....

At Home	13-6
At PNC Arena	12-6
At Reynolds Coliseum	1-0
On Road	6-6
Neutral	3-1
In overtime	1-1
Against ranked teams	1-5

In game decided by 5 pts or less	5-4
In games decided by 7-10 pts	9-2
In games decided by 11-20 pts	6-5
In games decided by 21+ pts	2-2

Leading at Half	18-5
Tied at Half	0-2
Trailing at Half	4-6

NCSU shoots 50% or better	10-0
NCSU shoots less than 50%	12-13
NCSU shoots better/same as opp.	19-3
Opp. shoots better than NCSU	3-10
Opp. shoots 50% or better	2-4
Opp. shoots less than 50%	20-9

NCSU out-rebounds opp.	13-3
Opp. out-rebounds NCSU	9-10
Teams tied in rebounding	0-0

NCSU shoots 70% or better on FTs	10-3
NCSU has more/same FT attempts	13-1
Opp. has more FT attempts	9-12
NCSU shoots 40% or better on 3s	6-0
NCSU shoots less than 40% on 3s	16-13
NCSU has more/same TO than opp.	6-6
NCSU has fewer TO than opp.	16-7

NCSU scores 90-plus pts	2-0
NCSU scores 80-89 pts	5-1
NCSU scores 70-79 pts	8-3
NCSU scores 60-69 pts	6-5
NCSU scores 50-59 pts	1-3
NCSU scores less than 50 pts	0-1
Opp. scores 90-plus pts	0-1
Opp. scores 80-89 pts	0-4
Opp. scores 70-79 pts	6-5
Opp. scores 60-69 pts	9-2
Opp. scores 50-59 pts	6-1
Opp. scores less than 50 pts	1-0

On Mondays	3-0
On Tuesdays	4-2
On Wednesdays	3-3
On Thursdays	1-0
On Fridays	2-0
On Saturdays	7-8
On Sundays	2-0

In November	4-2
In December	6-1
In January	4-4
In February	3-4
In March	5-2



**POINT GUARD BREAKDOWN**

NC State has two capable point guards in Cat Barber and Tyler Lewis. The duo combines for a 2.73 assist-turnover ratio. Barber is quick and explosive and when he's in the game, NC State gets lay-ups and dunks. Lewis is steady and a ball-handling whiz that helps State get 3-pointers. See the chart on the right to see what State gets with each point guard.

**STATE STRENGTH**

Under the direction of Bob Alejo, NC State was the first college basketball team to use the NBA's BAM Testing (Basic Athletic Measurement). The testing is used by the NBA to evaluate players' physical attributes. The testing consists of: Approach Vertical Leap, Standing Vertical Leap, Four-way Agility, Reaction Shuttle, 3/4 Court Sprint.

**Some strength and conditioning notes:**

- The average player BAM score (how the NBA measures speed, agility and explosiveness) for NC State is better than last year's average score. Alejo says this is remarkable considering all the freshmen on this year's roster compared to the upperclassmen NC State had last season. This also leads NC State to believe it will be quicker and more athletic defensively.
- The team's average BAM score of 238 is the highest it has been since Mark Gottfried came to NC State.

**Vertical Leap**

Name	Inches
Desmond Lee	41.5
Cat Barber	37
Jevoni Robinson	36
Ralston Turner	35.5
Trevor Lacey	35
Tyler Lewis	35

**3/4 Court Sprint**

Name	Time
Desmond Lee	3.231
Cat Barber	3.294
Jevoni Robinson	3.460
Lennard Freeman	3.355
Ralston Turner	3.365

**LENGTH AND WIDTH**

At 6-9 and 325 pounds, Anya is a commanding post presence. But it's his wingspan that sets him apart. He has a measured wingspan of 7-9, the longest wingspan recorded in the NBA Draft Express database for basketball prospects.

**ACC's KING OF TWITTER**

In August, The Sporting News evaluated the prominent college basketball coaches related to their presence on Twitter. TSN named Mark Gottfried (@Mark\_Gottfried) the ACC's King of Twitter, saying "his level of engagement is surpassed by no other league coach." As of Tuesday afternoon, Gottfried has 29,294 followers. He ranks 10th among college coaches in Twitter followers.

**SCHEDULE TOUGH**

Mark Gottfried specifically set out to challenge his young team when he built the 2013-14 schedule. NC State's schedule is ranked 21st toughest in the nation. The Wolfpack have played 13 games against the 2014 NCAA Tournament field.

**WINS VS. LOSSES**

NC State is known as a fast-tempo, offensive team. In its 21 wins, the Pack has scored 75 points per game. Here is a breakdown between NC State's wins and losses:

	PPG	FG%	Reb. Margin
Wins (22)	75.0	.486	+1.4
Losses (13)	63.9	.416	-4.2

**NEW HALL OF FAME HOOPERS**

NC State recently had its second annual induction into its athletics hall of fame. Wolfpack hoops was well-represented, as Tommy Burleson, Ronnie Shavlik and former coach Norm Sloan were inducted. Burleson was an All-American in 1973 and 1974 and averaged 18.1 points per game on NC State's 1974 national title team. Shavlik was All-American in 1955 and 1956 and is the all-time leading rebounder in Wolfpack history. Sloan coached the Pack for 14 seasons, won three ACC Tournament titles and a national title in 1974. He went 266-127 at NC State.

**WELCOME HOME WHITT**

Fans will see a familiar face on the Wolfpack sideline, as former Pack star Dereck Whittenburg is serving on staff as the team's director of player development. In this capacity, he serves as a mentor to the players and provides not only decades of basketball experience, but a perspective of a former Wolfpack player who played on a championship team. It is Whittenburg's third stint on staff at NC State. He worked under Jim Valvano in 1985-86 and again from 1988-91.

**2013 Early Period Signing Class**

**Abdul-Malik Abu** (Forward - 6-8)  
Boston, Mass. - Kimball Union Academy (N.H.)  
- ranked 50th by Rivals, 52nd by Scout

Gottfried Says:  
"Malik plays with a high motor and has tremendous athleticism. He has great strength and can play near the basket and also step out and shoot."

**Caleb Martin** (Forward - 6-6)  
Mocksville, N.C. - Oak Hill Academy (Va.)  
- ranked 59th by Rivals, 46th by Scout

Gottfried Says:  
"Caleb is a terrific outside shooter and a great athlete. He fits perfectly as a wing player in our system."

**Cody Martin** (Forward - 6-6)  
Mocksville, N.C. - Oak Hill Academy (Va.)

Gottfried Says:  
"Cody is a versatile player and a very much improved player. He's improved greatly during the last 6-8 months."

**MISCELLANEOUS STATS**

Stat	NCSU	Opp.
Pts Per Game off TOs	13.4	12.1
2nd Chance Pts Per Game	12.7	12.2
Pts in Paint Per Game	35.5	28.0
Fast Break Pts	11.2	9.3
Bench Scoring	17.5	16.3

**Dunks**

Vandenberg 40, Warren 34, Anya 13, Freeman 7, Turner 5, Washington 4, Lee 4

**Charges Taken**

Barber 16, Freeman 12, Lewis 8, Turner 5, Lee 3,

**And 1's**

Warren 23, Freeman 9, Lee 6, Washington 4, Barber 3, Turner 2, Vandenberg 2, Lewis 1, Lee 1, Anya 1,

**Control Opening Jump Ball**

16 of 35

**Point Guard Assist Check**

NC State point guards Cat Barber and Tyler Lewis have combined for 245 assists against just 90 turnovers. Here's a breakdown of the results of the 2 players' assists:

<b>Lewis Assists - Turnovers</b>	121 - 30
<b>3-Pointers</b>	48
<b>Lay-ups/Dunks</b>	38

Player	No.	Pct.
To T.J. Warren	39	32.2
To Ralston Turner	33	27.3
To Kyle Washington	10	8.3
To Jordan Vandenberg	9	7.4

<b>Barber Assists - Turnovers</b>	124 - 60
<b>3-Pointers</b>	40
<b>Lay-ups/Dunks</b>	47

Player	No.	Pct.
To T.J. Warren	45	36.3
To Ralston Turner	27	21.8
To Desmond Lee	17	13.7
To Washington/Freeman	11	8.9





## 2013-14 NC State Team Highs

POINTS	98	APPALACHIAN STATE (11/8/13)
	90	EAST CAROLINA (12/21/13)
	84	NORTH CAROLINA (2/26/14)
	82	WAKE FOREST (2/11/14)
	82	DETROIT (12/14/13)
	82	FLORIDA GULF COAST (11/26/13)
FIELD GOALS MADE	39	EAST CAROLINA (12/21/13)
	39	APPALACHIAN STATE (11/8/13)
FIELD GOAL ATTEMPTS	68	FLORIDA STATE (1/29/14)
	68	CAMPBELL (11/16/13)
FIELD GOAL PERCENTAGE	.619 (39-63)	APPALACHIAN STATE (11/8/13)
	.582 (39-67)	EAST CAROLINA (12/21/13)
3 PT FIELD GOALS MADE	10	DETROIT (12/14/13)
	8	WAKE FOREST (2/11/14)
3 PT FG ATTEMPTS	24	at Virginia Tech (02/22/14)
	22	NORTH CAROLINA (2/26/14)
3 PT FG PERCENTAGE	.500 (3-6)	at Tennessee (12/18/13)
	.476 (10-21)	DETROIT (12/14/13)
FREE THROWS MADE	25	at Notre Dame (01-07-14)
	23	NC CENTRAL (11/20/13)
FREE THROW ATTEMPTS	33	at UNCG (12/30/13)
	33	DETROIT (12/14/13)
	33	NC CENTRAL (11/20/13)
FREE THROW PERCENTAGE	.933 (14-15)	PITT (1/4/14)
	.867 (13-15)	LONG BEACH STATE (12/7/13)
REBOUNDS	44	EASTERN KENTUCKY (11/30/13)
	43	at Tennessee (12/18/13)
	43	FLORIDA GULF COAST (11/26/13)
ASSISTS	20	EAST CAROLINA (12/21/13)
	19	APPALACHIAN STATE (11/8/13)
STEALS	11	CAMPBELL (11/16/13)
	8	vs University of Miami (03/13/14)
	8	at North Carolina (02/01/14)
BLOCKED SHOTS	12	at Tennessee (12/18/13)
	10	NORTH CAROLINA (2/26/14)
TURNOVERS	21	at Duke (01-18-14)
	16	VIRGINIA (1/11/14)
	16	PITT (1/4/14)
	16	at Tennessee (12/18/13)
FOULS	31	NC CENTRAL (11/20/13)
	26	at Wake Forest (01/15/14)

## 2013-14 NC State Team Lows

POINTS	45	VIRGINIA (1/11/14)
	55	at Syracuse (2/15/14)
	56	at University of Miami (02-08-14)
	56	at Clemson (2/18/14)
	57	at Cincinnati (11/12/13)
FIELD GOALS MADE	13	VIRGINIA (1/11/14)
	17	at University of Miami (02-08-14)
FIELD GOAL ATTEMPTS	45	VIRGINIA (1/11/14)
	45	at University of Miami (02-08-14)
FIELD GOAL PERCENTAGE	.289 (13-45)	VIRGINIA (1/11/14)
	.328 (19-58)	at Cincinnati (11/12/13)
3 PT FIELD GOALS MADE	1	at UNCG (12/30/13)
	2	FLORIDA GULF COAST (11/26/13)
	2	EASTERN KENTUCKY (11/30/13)
	2	VIRGINIA (1/11/14)
	2	at Wake Forest (01/15/14)
	2	at Duke (01-18-14)
	2	at North Carolina (02/01/14)
	2	vs Duke (03/15/14)
3 PT FG ATTEMPTS	6	at Tennessee (12/18/13)
	6	at UNCG (12/30/13)
3 PT FG PERCENTAGE	.143 (2-14)	EASTERN KENTUCKY (11/30/13)
	.143 (2-14)	vs Duke (03/15/14)
FREE THROWS MADE	2	CAMPBELL (11/16/13)
	5	EAST CAROLINA (12/21/13)
FREE THROW ATTEMPTS	10	EAST CAROLINA (12/21/13)
	11	NORTHWESTERN (12/4/13)
	11	FLORIDA STATE (1/29/14)
FREE THROW PERCENTAGE	.167 (2-12)	CAMPBELL (11/16/13)
	.500 (5-10)	EAST CAROLINA (12/21/13)
	.500 (7-14)	at Syracuse (2/15/14)
	.500 (8-16)	at Duke (01-18-14)
REBOUNDS	24	at Clemson (2/18/14)
	24	UNIVERSITY OF MIAMI (3/1/14)
ASSISTS	6	at Duke (01-18-14)
	7	at Cincinnati (11/12/13)
	7	VIRGINIA (1/11/14)
	7	at North Carolina (02/01/14)
	7	at University of Miami (02-08-14)
STEALS	1	VIRGINIA (1/11/14)
	2	vs Syracuse (03/14/14)
BLOCKED SHOTS	0	at UNCG (12/30/13)
	0	at University of Miami (02-08-14)
	0	at Syracuse (2/15/14)
	0	vs University of Miami (03/13/14)
TURNOVERS	5	NORTHWESTERN (12/4/13)
	5	vs University of Miami (03/13/14)
FOULS	9	EAST CAROLINA (12/21/13)
	11	EASTERN KENTUCKY (11/30/13)
	11	at Notre Dame (01-07-14)



## 2013-14 Opponent Team Highs

POINTS	95	at Duke (01-18-14)
	85	UNIVERSITY OF MIAMI (3/1/14)
	85	NORTH CAROLINA (2/26/14)
	84	at North Carolina (02/01/14)
	82	NC CENTRAL (11/20/13)
FIELD GOALS MADE	33	at Duke (01-18-14)
	30	NORTH CAROLINA (2/26/14)
	30	EAST CAROLINA (12/21/13)
FIELD GOAL ATTEMPTS	70	MARYLAND (1/20/14)
	69	at North Carolina (02/01/14)
FIELD GOAL PERCENTAGE	.587 (27-46)	UNIVERSITY OF MIAMI (3/1/14)
	.571 (28-49)	vs Duke (03/15/14)
3 PT FIELD GOALS MADE	11	at Duke (01-18-14)
	10	at Pitt (03/03/14)
	10	EAST CAROLINA (12/21/13)
3 PT FG ATTEMPTS	29	EASTERN KENTUCKY (11/30/13)
	27	EAST CAROLINA (12/21/13)
3 PT FG PERCENTAGE	.500 (5-10)	UNIVERSITY OF MIAMI (3/1/14)
	.500 (5-10)	WAKE FOREST (2/11/14)
FREE THROWS MADE	41	NC CENTRAL (11/20/13)
	28	at Wake Forest (01/15/14)
FREE THROW ATTEMPTS	45	NC CENTRAL (11/20/13)
	39	at Wake Forest (01/15/14)
FREE THROW PERCENTAGE	1.000 (9-9)	EAST CAROLINA (12/21/13)
	.911 (41-45)	NC CENTRAL (11/20/13)
REBOUNDS	52	at North Carolina (02/01/14)
	50	MARYLAND (1/20/14)
ASSISTS	19	at Duke (01-18-14)
	18	at Pitt (03/03/14)
STEALS	14	at Duke (01-18-14)
	13	PITT (1/4/14)
BLOCKED SHOTS	9	at Clemson (2/18/14)
	9	at Syracuse (2/15/14)
	9	at Cincinnati (11/12/13)
TURNOVERS	19	CAMPBELL (11/16/13)
	17	at Virginia Tech (02/22/14)
FOULS	26	at Wake Forest (01/15/14)
	26	NC CENTRAL (11/20/13)

## 2013-14 Opponent Team Lows

POINTS	48	NORTHWESTERN (12/4/13)
	55	at University of Miami (02-08-14)
	56	EASTERN KENTUCKY (11/30/13)
	56	MARYLAND (1/20/14)
	56	at Syracuse (2/15/14)
FIELD GOALS MADE	13	NORTHWESTERN (12/4/13)
	17	at University of Miami (02-08-14)
FIELD GOAL ATTEMPTS	35	at Wake Forest (01/15/14)
	42	at Virginia Tech (02/22/14)
	42	at Pitt (03/03/14)
FIELD GOAL PERCENTAGE	.250 (13-52)	NORTHWESTERN (12/4/13)
	.294 (20-68)	at Tennessee (12/18/13)
3 PT FIELD GOALS MADE	2	LONG BEACH STATE (12/7/13)
	2	at Syracuse (2/15/14)
	2	vs Xavier (03/18/14)
3 PT FG ATTEMPTS	8	at Cincinnati (11/12/13)
	10	WAKE FOREST (2/11/14)
	10	UNIVERSITY OF MIAMI (3/1/14)
3 PT FG PERCENTAGE	.125 (3-24)	at Tennessee (12/18/13)
	.143 (2-14)	vs Xavier (03/18/14)
FREE THROWS MADE	3	EASTERN KENTUCKY (11/30/13)
	5	MARYLAND (1/20/14)
FREE THROW ATTEMPTS	6	EASTERN KENTUCKY (11/30/13)
	9	EAST CAROLINA (12/21/13)
FREE THROW PERCENTAGE	.385 (5-13)	MARYLAND (1/20/14)
	.452 (14-31)	WAKE FOREST (2/11/14)
REBOUNDS	23	at Pitt (03/03/14)
	25	FLORIDA GULF COAST (11/26/13)
	25	at Wake Forest (01/15/14)
ASSISTS	5	at Tennessee (12/18/13)
	6	NORTHWESTERN (12/4/13)
	6	at University of Miami (02-08-14)
	6	vs University of Miami (03/13/14)
STEALS	2	at Notre Dame (01-07-14)
	3	NORTHWESTERN (12/4/13)
	3	FLORIDA STATE (1/29/14)
	3	at Virginia Tech (02/22/14)
	3	at Pitt (03/03/14)
	3	vs University of Miami (03/13/14)
	3	vs Xavier (03/18/14)
BLOCKED SHOTS	0	NORTHWESTERN (12/4/13)
	0	LONG BEACH STATE (12/7/13)
	0	at Duke (01-18-14)
	0	at University of Miami (02-08-14)
	0	vs Xavier (03/18/14)
TURNOVERS	6	vs Duke (03/15/14)
	7	VIRGINIA (1/11/14)
	7	vs Syracuse (03/14/14)
FOULS	14	FLORIDA GULF COAST (11/26/13)
	14	EAST CAROLINA (12/21/13)
	14	at Syracuse (2/15/14)





## 2013-14 NC State Player Highs

Points	42	Warren, T.J. vs Boston College (3/9/14)
	41	Warren, T.J. at Pitt (03/03/14)
	36	Warren, T.J. vs North Carolina (2/26/14)
	34	Warren, T.J. vs Wake Forest (2/11/14)
	32	Warren, T.J. vs East Carolina (12/21/13)
Field Goals Made	16	Warren, T.J. at Pitt (03/03/14)
	15	Warren, T.J. vs Wake Forest (2/11/14)
Field Goal Att.	26	Warren, T.J. vs Wake Forest (2/11/14)
	25	Warren, T.J. vs North Carolina (2/26/14)
FG Pct (min 5 made)	1.000 (5-5)	Vandenberg, Jordan vs Syracuse (03/14/14)
	.900 (9-10)	Vandenberg, Jordan vs East Carolina (12/21/13)
3-Point FG Made	6	Turner, Ralston vs Detroit (12/14/13)
	5	Turner, Ralston vs University of Miami (03/13/14)
	5	Turner, Ralston vs Maryland (1/20/14)
3-Point FG Att.	15	Turner, Ralston vs Maryland (1/20/14)
	11	Turner, Ralston vs North Carolina (2/26/14)
	11	Turner, Ralston at University of Miami (02-08-14)
3-Pt FG Pct (min 2 made)	.750 (6-8)	Turner, Ralston vs Detroit (12/14/13)
	.750 (3-4)	Turner, Ralston vs East Carolina (12/21/13)
Free Throws Made	14	Warren, T.J. vs Boston College (3/9/14)
	12	Barber, Anthony vs NC Central (11/20/13)
Free Throw Att.	17	Warren, T.J. vs Boston College (3/9/14)
	16	Barber, Anthony vs NC Central (11/20/13)
FT Pct (min 3 made)	1.000 (9-9)	Warren, T.J. vs Eastern Kentucky (11/30/13)
	1.000 (6-6)	Lee, Desmond vs Long Beach State (12/7/13)
	1.000 (6-6)	Lewis, Tyler vs Appalachian State (11/8/13)
	1.000 (5-5)	Barber, Anthony vs Pitt (1/4/14)
	1.000 (4-4)	Lee, Desmond vs Xavier (03/18/14)
	1.000 (4-4)	Barber, Anthony vs Duke (03/15/14)
	1.000 (4-4)	Barber, Anthony vs Boston College (3/9/14)
	1.000 (4-4)	Turner, Ralston vs Wake Forest (2/11/14)
	1.000 (4-4)	Warren, T.J. vs Pitt (1/4/14)
	1.000 (4-4)	Lee, Desmond vs Missouri (12/28/13)
	1.000 (4-4)	Freeman, Lennard at Tennessee (12/18/13)
	1.000 (4-4)	Barber, Anthony at Tennessee (12/18/13)
	1.000 (4-4)	Washington, Kyle vs Detroit (12/14/13)
	1.000 (3-3)	Freeman, Lennard vs Duke (03/15/14)
	1.000 (3-3)	Turner, Ralston vs University of Miami (3/1/14)
	1.000 (3-3)	Lee, Desmond vs Florida State (1/29/14)
	1.000 (3-3)	Warren, T.J. vs Long Beach State (12/7/13)
	1.000 (3-3)	Warren, T.J. vs Florida Gulf Coast (11/26/13)
	1.000 (3-3)	Lee, Desmond vs Appalachian State (11/8/13)
Rebounds	13	Warren, T.J. vs Boston College (3/9/14)
	13	Warren, T.J. vs Missouri (12/28/13)
	13	Freeman, Lennard vs Long Beach State (12/7/13)
Assists	11	Lewis, Tyler at Virginia Tech (02/22/14)
	9	Lewis, Tyler vs Campbell (11/16/13)
Steals	4	Warren, T.J. at Pitt (03/03/14)
	4	Warren, T.J. at Virginia Tech (02/22/14)
	4	Lee, Desmond vs Maryland (1/20/14)
	4	Turner, Ralston vs Campbell (11/16/13)
Blocked Shots	5	Any, BeeJay vs East Carolina (12/21/13)
	5	Any, BeeJay at Tennessee (12/18/13)

## 2013-14 NC State Opponent Highs

Points	35		Paige, Marcus vs North Carolina (2/26/14)
	29		Hanlan, Olivier vs Boston College (3/9/14)
	29		Ingram, Jeremy vs NC Central (11/20/13)
	24		Howard Jr., Juwan vs Detroit (12/14/13)
	24		Baskin, Tevin vs Appalachian State (11/8/13)
Field Goals Made	11		Paige, Marcus vs North Carolina (2/26/14)
	10		Hanlan, Olivier vs Boston College (3/9/14)
Field Goal Att.	22		McRae, Jordan at Tennessee (12/18/13)
	21		Paige, Marcus vs North Carolina (2/26/14)
FG Pct (min 5 made)	.875	(7-8)	Newkirk, Josh at Pitt (03/03/14)
	.750	(6-8)	Swoope, Erik vs University of Miami (3/1/14)
	.750	(6-8)	Thomas, Devin at Wake Forest (01/15/14)
3-Point FG Made	7		Paige, Marcus vs North Carolina (2/26/14)
	5		Newkirk, Josh at Pitt (03/03/14)
	5		Pat Connaughton at Notre Dame (01-07-14)
	5		Richmond, Akeem vs East Carolina (12/21/13)
3-Point FG Att.	14		Richmond, Akeem vs East Carolina (12/21/13)
	12		Paige, Marcus vs North Carolina (2/26/14)
	12		McRae, Jordan at Tennessee (12/18/13)
3-Pt FG Pct (min 2 made)	1.000	(5-5)	Newkirk, Josh at Pitt (03/03/14)
	1.000	(3-3)	Lecomte, Manu vs University of Miami (3/1/14)
	1.000	(3-3)	Moyer, Luke vs Campbell (11/16/13)
	1.000	(2-2)	Jabari Parker at Duke (01-18-14)
	1.000	(2-2)	Tyler Thornton at Duke (01-18-14)
	1.000	(2-2)	Knipp, Timmy vs Eastern Kentucky (11/30/13)
Free Throws Made	19		Ingram, Jeremy vs NC Central (11/20/13)
	11		Adala Moto, Arnaud at Wake Forest (01/15/14)
Free Throw Att.	21		Ingram, Jeremy vs NC Central (11/20/13)
	14		McAdoo, James M at North Carolina (02/01/14)
	14		Adala Moto, Arnaud at Wake Forest (01/15/14)
FT Pct (min 3 made)	1.000	(8-8)	HALL, Rod at Clemson (2/18/14)
	1.000	(8-8)	KILPATRICK, Sean at Cincinnati (11/12/13)
	1.000	(7-7)	Paige, Marcus at North Carolina (02/01/14)
	1.000	(6-6)	Tyler Ennis vs Syracuse (03/14/14)
	1.000	(3-3)	Anderson, Ryan vs Boston College (3/9/14)
	1.000	(3-3)	Swoope, Erik vs University of Miami (3/1/14)
	1.000	(3-3)	Amile Jefferson at Duke (01-18-14)
	1.000	(3-3)	Garrick Sherman at Notre Dame (01-07-14)
Rebounds	18		Mitchell, Charles vs Maryland (1/20/14)
	18		Garrick Sherman at Notre Dame (01-07-14)
Assists	9		Devin Wilson at Virginia Tech (02/22/14)
	7		Tyler Ennis vs Syracuse (03/14/14)
	7		Miller-McIntyre, Codi vs Wake Forest (2/11/14)
	7		Jones, Madison at Wake Forest (01/15/14)
Steals	4		Tyler Ennis vs Syracuse (03/14/14)



## 2013-14 NC State Game-By-Game

Opponent	Date	Score		Total		3-Pointers		Free throws		Rebounds				pf	a	t/o	blk	stl	pts	avg
				fg-fga	pct	3fg-fga	pct	ft-fa	pct	off	def	tot	avg							
APPALACHIAN STATE	11/8/13	98-77	W	39-63	.619	5-11	.455	15-22	.682	9	23	32	32.0	20	19	11	1	6	98	98.0
at Cincinnati	11/12/13	57-68	L	19-58	.328	7-19	.368	12-21	.571	16	20	36	34.0	23	7	8	3	5	57	77.5
CAMPBELL	11/16/13	81-66	W	37-68	.544	5-15	.333	2-12	.167	16	21	37	35.0	18	14	10	5	11	81	78.7
NC CENTRAL	11/20/13	72-82	Lot	23-57	.404	3-20	.150	23-33	.697	13	17	30	33.8	31	9	11	2	6	72	77.0
FLORIDA GULF COAST	11/26/13	82-62	W	34-62	.548	2-8	.250	12-18	.667	13	30	43	35.6	21	17	11	6	5	82	78.0
EASTERN KENTUCKY	11/30/13	75-56	W	30-60	.500	2-14	.143	13-19	.684	13	31	44	37.0	11	14	10	4	3	75	77.5
NORTHWESTERN	12/4/13	69-48	W	28-61	.459	4-18	.222	9-11	.818	10	29	39	37.3	17	16	5	7	5	69	76.3
LONG BEACH STATE	12/7/13	76-66	W	30-60	.500	3-15	.200	13-15	.867	12	24	36	37.1	14	16	9	5	4	76	76.2
DETROIT	12/14/13	82-79	W	25-50	.500	10-21	.476	22-33	.667	6	25	31	36.4	21	17	15	3	3	82	76.9
at Tennessee	12/18/13	65-58	W	24-54	.444	3-6	.500	14-19	.737	13	30	43	37.1	20	8	16	12	4	65	75.7
EAST CAROLINA	12/21/13	90-79	W	39-67	.582	7-19	.368	5-10	.500	8	25	33	36.7	9	20	8	9	5	90	77.0
MISSOURI	12/28/13	64-68	L	25-61	.410	6-21	.286	8-14	.571	16	19	35	36.6	18	17	8	6	3	64	75.9
at UNCG	12/30/13	68-64	W	24-59	.407	1-6	.167	19-33	.576	15	20	35	36.5	18	11	12	0	5	68	75.3
PITT	1/4/14	62-74	L	22-56	.393	4-11	.364	14-15	.933	14	21	35	36.4	18	12	16	6	4	62	74.4
at Notre Dame	01-07-14	77-70	W	24-58	.414	4-13	.308	25-32	.781	13	26	39	36.5	11	12	8	5	5	77	74.5
VIRGINIA	1/11/14	45-76	L	13-45	.289	2-10	.200	17-23	.739	6	22	28	36.0	17	7	16	8	1	45	72.7
at Wake Forest	01/15/14	69-70	L	23-55	.418	2-13	.154	21-31	.677	14	20	34	35.9	26	8	11	2	3	69	72.5
at Duke	01-18-14	60-95	L	25-52	.481	2-8	.250	8-16	.500	11	21	32	35.7	16	6	21	3	3	60	71.8
MARYLAND	1/20/14	65-56	W	23-57	.404	5-19	.263	14-22	.636	10	31	41	35.9	13	12	8	5	5	65	71.4
GEORGIA TECH	01/26/14	80-78	Wot	32-60	.533	5-13	.385	11-20	.550	9	22	31	35.7	18	14	10	3	7	80	71.8
FLORIDA STATE	1/29/14	74-70	W	31-68	.456	4-15	.267	8-11	.727	14	23	37	35.8	19	17	9	3	7	74	72.0
at North Carolina	02/01/14	70-84	L	27-66	.409	2-10	.200	14-26	.538	12	24	36	35.8	21	7	12	6	8	70	71.9
at University of Miami	02-08-14	56-55	W	17-45	.378	7-20	.350	15-20	.750	11	22	33	35.7	17	7	11	0	3	56	71.2
WAKE FOREST	2/11/14	82-67	W	31-59	.525	8-18	.444	12-19	.632	13	23	36	35.7	24	16	12	2	5	82	71.6
at Syracuse	2/15/14	55-56	L	22-56	.393	4-14	.286	7-14	.500	12	25	37	35.7	18	12	10	0	4	55	71.0
at Clemson	2/18/14	56-73	L	21-46	.457	5-14	.357	9-14	.643	9	15	24	35.3	19	11	14	3	4	56	70.4
at Virginia Tech	02/22/14	71-64	W	26-64	.406	4-24	.167	15-25	.600	13	18	31	35.1	23	15	7	4	6	71	70.4
NORTH CAROLINA	2/26/14	84-85	Lot	29-62	.468	7-22	.318	19-31	.613	15	22	37	35.2	21	12	10	10	4	84	70.9
UNIVERSITY OF MIAMI	3/1/14	70-85	L	24-52	.462	6-16	.375	16-24	.667	12	12	24	34.8	21	13	9	1	5	70	70.9
at Pitt	03/03/14	74-67	W	26-55	.473	7-19	.368	15-25	.600	13	22	35	34.8	21	15	6	1	5	74	71.0
BOSTON COLLEGE	3/9/14	78-68	W	26-53	.491	4-10	.400	22-27	.815	13	24	37	34.9	16	15	9	5	4	78	71.2
vs University of Miami	03/13/14	67-58	W	24-53	.453	5-12	.417	14-19	.737	11	14	25	34.6	17	17	5	0	8	67	71.1
vs Syracuse	03/14/14	66-63	W	23-50	.460	5-14	.357	15-21	.714	8	25	33	34.5	20	14	9	3	2	66	70.9
vs Duke	03/15/14	67-75	L	27-55	.491	2-14	.143	11-14	.786	13	15	28	34.3	19	13	7	2	4	67	70.8
vs Xavier	03/18/14	74-59	W	29-53	.547	4-14	.286	12-16	.750	6	23	29	34.2	14	16	9	9	4	74	70.9
NC State		2481		922-2000	.461	156-516	.302	481-725	.663	412	784	1196	34.2	650	456	363	144	166	2481	70.9
Opponents		2421		820-1933	.424	187-593	.315	594-825	.720	444	781	1225	35.0	677	390	405	120	198	2421	69.2

Games played: 35

Points/game: 70.9

FG Pct: 46.1

3FG Pct: 30.2

FT Pct: 66.3

Rebounds/game: 34.2

Assists/game: 13.0

Turnovers/game: 10.4

Assist/turnover ratio: 1.3

Steals/game: 4.7

Blocks/game: 4.1

## 2013-14 Opponent Game-By-Game

Opponent	Date	Score		Total		3-Pointers		Free throws		Rebounds				pf	a	t/o	blk	stl	pts	avg
				fg-fga	pct	3fg-fga	pct	ft-fa	pct	off	def	tot	avg							
APPALACHIAN STATE	11/8/13	98-77	W	28-57	.491	6-19	.316	15-22	.682	10	19	29	29.0	22	11	15	5	8	77	77.0
at Cincinnati	11/12/13	57-68	L	21-53	.396	3-8	.375	23-31	.742	17	26	43	36.0	23	7	11	9	5	68	72.5
CAMPBELL	11/16/13	81-66	W	23-50	.460	8-19	.421	12-15	.800	9	20	29	33.7	19	14	19	5	5	66	70.3
NC CENTRAL	11/20/13	72-82	Lot	19-47	.404	3-16	.188	41-45	.911	11	26	37	34.5	26	7	14	4	5	82	73.2
FLORIDA GULF COAST	11/26/13	82-62	W	19-55	.345	4-16	.250	20-23	.870	8	17	25	32.6	14	8	11	2	9	62	71.0
EASTERN KENTUCKY	11/30/13	75-56	W	22-58	.379	9-29	.310	3-6	.500	8	21	29	32.0	18	13	11	2	6	56	68.5
NORTHWESTERN	12/4/13	69-48	W	13-52	.250	6-22	.273	16-18	.889	12	25	37	32.7	15	6	11	0	3	48	65.6
LONG BEACH STATE	12/7/13	76-66	W	26-63	.413	2-11	.182	12-15	.800	15	18	33	32.8	15	12	11	0	6	66	65.6
DETROIT	12/14/13	82-79	W	27-59	.458	6-20	.300	19-28	.679	9	27	36	33.1	23	11	13	3	7	79	67.1
at Tennessee	12/18/13	65-58	W	20-68	.294	3-24	.125	15-20	.750	20	21	41	33.9	19	5	10	7	5	58	66.2
EAST CAROLINA	12/21/13	90-79	W	30-63	.476	10-27	.370	9-9	1.000	8	21	29	33.5	14	17	10	1	4	79	67.4
MISSOURI	12/28/13	64-68	L	21-52	.404	7-18	.389	19-26	.731	15	23	38	33.8	16	9	10	2	6	68	67.4
at UNCG	12/30/13	68-64	W	22-58	.379	3-15	.200	17-28	.607	15	28	43	34.5	22	9	16	2	8	64	67.2
PITT	1/4/14	62-74	L	26-54	.481	4-12	.333	18-24	.750	9	20	29	34.1	16	13	11	1	13	74	67.6
at Notre Dame	01-07-14	77-70	W	27-66	.409	7-24	.292	9-12	.750	14	23	37	34.3	21	14	11	6	2	70	67.8
VIRGINIA	1/11/14	45-76	L	29-62	.468	3-13	.231	15-18	.833	13	27	40	34.7	21	14	7	6	9	76	68.3
at Wake Forest	01/15/14	69-70	L	19-35	.543	4-12	.333	28-39	.718	3	22	25	34.1	26	12	14	6	6	70	68.4
at Duke	01-18-14	60-95	L	33-66	.500	11-24	.458	18-21	.857	14	21	35	34.2	16	19	8	0	14	95	69.9
MARYLAND	1/20/14	65-56	W	22-70	.314	7-22	.318	5-13	.385	22	28	50	35.0	23	9	12	5	4	56	69.2
GEORGIA TECH	01/26/14	80-78	Wot	28-65	.431	6-18	.333	16-23	.696	18	24	42	35.3	19	14	14	4	5	78	69.6
FLORIDA STATE	1/29/14	74-70	W	24-56	.429	7-19	.368	15-26	.577	16	24	40	35.6	15	12	11	5	3	70	69.6
at North Carolina	02/01/14	70-84	L	28-69	.406	3-12	.250	25-33	.758	22	30	52	36.3	23	16	13	6	6	84	70.3
at University of Miami	02-08-14	56-55	W	17-51	.333	5-18	.278	16-23	.696	17	19	36	36.3	19	6	11	0	6	55	69.6
WAKE FOREST	2/11/14	82-67	W	24-47	.511	5-10	.500	14-31	.452	11	20	31	36.1	21	15	14	1	6	67	69.5
at Syracuse	2/15/14	55-56	L	19-54	.352	2-12	.167	16-22	.727	13	25	38	36.2	14	9	9	9	5	56	69.0
at Clemson	2/18/14	56-73	L	23-48	.479	5-14	.357	22-26	.846	12	19	31	36.0	18	9	11	9	6	73	69.1
at Virginia Tech	02/22/14	71-64	W	18-42	.429	6-18	.333	22-37	.595	12	27	39	36.1	20	10	17	1	3	64	68.9
NORTH CAROLINA	2/26/14	84-85	Lot	30-66	.455	7-15	.467	18-31	.581	19	25	44	36.4	23	16	12	2	4	85	69.5
UNIVERSITY OF MIAMI	3/1/14	70-85	L	27-46	.587	5-10	.500	26-32	.813	11	21	32	36.2	19	11	11	2	5	85	70.0
at Pitt	03/03/14	74-67	W	21-42	.500	10-21	.476	15-23	.652	2	21	23	35.8	21	18	8	3	3	67	69.9
BOSTON COLLEGE	3/9/14	78-68	W	24-57	.421	4-15	.267	16-20	.800	11	16	27	35.5	24	10	8	1	5	68	69.9
vs University of Miami	03/13/14	67-58	W	21-43	.488	3-12	.250	13-17	.765	11	20	31	35.3	20	6	15	4	3	58	69.5
vs Syracuse	03/14/14	66-63	W	18-55	.327	4-17	.235	23-29	.793	15	21	36	35.4	17	9	7	6	6	63	69.3
vs Duke	03/15/14	67-75	L	28-49	.571	7-17	.412	12-23	.522	11	16	27	35.1	18	12	6	1	4	75	69.5
vs Xavier	03/18/14	74-59	W	23-55	.418	2-14	.143	11-16	.688	11	20	31	35.0	17	7	13	0	3	59	69.2
Opponents		2421		820-1933	.424	187-593	.315	594-825	.720	444	781	1225	35.0	677	390	405	120	198	2421	69.2
NC State		2481		922-2000	.461	156-516	.302	481-725	.663	412	784	1196	34.2	650	456	363	144	166	2481	70.9

Games played: 35  
Points/game: 69.2  
FG Pct: 42.4  
3FG Pct: 31.5  
FT Pct: 72.0

Rebounds/game: 35.0  
Assists/game: 11.1  
Turnovers/game: 11.6  
Assist/turnover ratio: 1.0  
Steals/game: 5.7  
Blocks/game: 3.4





# 2013-14 Wolfpack Basketball

@PackMensBball - @Mark\_Gottfried

## Game #1 - NC State 98, Appalachian State 77 Nov. 8, 2013 - PNC Arena

### Appalachian State 77 • 0-1

#	Player	Total		3-Ptr		Rebounds			PF	TP	A TO Blk Stl					Min
		FG-FGA	FG-FGA	FT-FTA	Off Def Tot	PF	TP	A TO Blk Stl								
31	Baskin, Tevin	* 8-12	2-3	6-10	2 4 6	4	24	1 5 1 4	36							
32	Hamilton, Tab	* 5-14	1-4	0-1	1 2 3	2	11	1 2 0 0	31							
34	Obacha, Michael	* 1-3	0-0	1-2	2 1 3	3	3	0 1 0 0	23							
15	Spagnolo, Tommy	* 4-5	0-0	0-0	2 8 10	2	8	2 1 3 1	38							
23	Neal, Mike	* 2-8	1-5	1-2	0 1 1	3	6	4 3 1 0	26							
10	Burgess, Chris	3-4	1-2	0-0	0 0 0	2	7	2 1 0 0	14							
8	Eaves, Frank	3-6	1-3	5-5	0 0 0	4	12	1 1 0 1	14							
32	Toney, Ty	2-5	0-2	2-2	1 2 3	2	6	0 0 0 2	18							
	Team				2 1 3			1								
	Totals	28-57	6-19	15-22	10 19 29	22	77	11 15 5 8	200							
FG % 1st Half: 15-27		55.6%	2nd half: 13-30	43.3%	Game: 28-57	49.1%	Deadball Rebound									
3FG % 1st Half: 4-7		57.1%	2nd half: 2-12	16.7%	Game: 6-19	31.6%										
FT % 1st Half: 4-6		66.7%	2nd half: 11-16	68.8%	Game: 15-22	68.2%										

### NC State 98 • 1-0

#	Player	Total		3-Ptr		Rebounds			PF	TP	A TO Blk Stl					Min
		FG-FGA	FG-FGA	FT-FTA	Off Def Tot	PF	TP	A TO Blk Stl								
35	Lee, Desmond	* 10-12	1-2	3-3	1 3 4	3	24	2 1 0 2	36							
12	Lewis, Tyler	* 4-7	1-3	6-6	0 1 1	3	15	6 1 0 1	28							
22	Turner, Ralston	* 2-5	1-2	2-3	0 3 3	5	7	2 1 0 0	17							
34	Warren, T.J.	* 13-20	0-2	1-3	2 6 8	4	27	1 3 1 3	37							
32	Washington, Kyle	* 0-4	0-0	0-0	2 1 3	1	0	0 2 0 0	22							
10	Barber, Anthony	5-7	1-1	2-3	1 2 3	2	13	6 2 0 0	29							
10	Freeman, Lennard	3-3	0-0	0-2	0 6 6	1	6	2 1 0 0	19							
15	Brickhouse, Chris	0-0	0-0	0-0	0 0 0	0	0	0 0 0 0	1							
20	Wallace, Patrick	1-1	1-1	0-0	0 0 0	0	3	0 0 0 0	1							
21	Any, BeeJay	1-4	0-0	1-2	1 0 1	1	3	0 0 0 0	7							
25	Cannon, Chase	0-0	0-0	0-0	0 0 0	0	0	0 0 0 0	1							
30	Battle, Staats	0-0	0-0	0-0	0 0 0	0	0	0 0 0 0	1							
34	Robinson, Jevoni	0-0	0-0	0-0	0 0 0	0	0	0 0 0 0	1							
	Team				2 1 3											
	Totals	39-63	5-11	15-22	9 23 32	20	98	19 11 1 6	200							
FG % 1st Half: 15-28		53.6%	2nd half: 24-35	68.6%	Game: 39-63	61.9%	Deadball Rebound									
3FG % 1st Half: 2-8		25.0%	2nd half: 3-3	100.0	Game: 5-11	45.5%										
FT % 1st Half: 11-16		68.8%	2nd half: 4-6	66.7%	Game: 15-22	68.2%										

Officials: Sean Hull, Bob Testa, Jacyn Goble  
Technical fouls: Appalachian State-None. NC State-None.  
Attendance: 13164  
ouled out: NCSU: #22 Turner, R. at 2:45 in 2nd half

## Game #3 - NC State 81, Campbell 66 Nov. 16, 2013 - PNC Arena

### Campbell 66 • 2-1

#	Player	Total		3-Ptr		Rebounds			PF	TP	A TO Blk Stl					Min
		FG-FGA	FG-FGA	FT-FTA	Off Def Tot	PF	TP	A TO Blk Stl								
35	Ray, Quinton	* 3-4	0-1	0-0	0 2 2	4	6	3 0 0 1	38							
10	Leek, Leek	* 3-7	2-5	2-2	0 2 2	2	10	3 2 1 1	31							
30	Ryan, Andrew	* 0-1	0-0	0-1	0 5 5	2	0	2 2 1 1	35							
22	Leonard, Darius	* 7-18	0-4	3-4	4 5 9	2	17	1 2 0 0	35							
15	Mccarter, Reco	* 1-5	1-1	0-0	2 0 2	3	3	1 4 0 1	8							
30	Oliver, Antwon	3-8	1-4	0-0	1 1 2	1	7	0 2 1 0	24							
31	Moyer, Luke	3-3	3-3	2-2	0 1 1	2	11	0 3 0 0	10							
35	Mason, D.J.	3-4	1-1	5-6	1 2 3	3	12	1 1 2 1	19							
	Team				1 2 3											
	Totals	23-50	8-19	12-15	9 20 29	19	66	14 19 5 5	200							
FG % 1st Half: 10-29		34.5%	2nd half: 13-21	61.9%	Game: 23-50	46.0%	Deadball Rebound									
3FG % 1st Half: 3-11		27.3%	2nd half: 5-8	62.5%	Game: 8-19	42.1%										
FT % 1st Half: 3-4		75.0%	2nd half: 9-11	81.8%	Game: 12-15	80.0%										

### NC State 81 • 2-1

#	Player	Total		3-Ptr		Rebounds			PF	TP	A TO Blk Stl					Min
		FG-FGA	FG-FGA	FT-FTA	Off Def Tot	PF	TP	A TO Blk Stl								
35	Lee, Desmond	* 5-10	0-2	1-4	1 4 5	2	11	1 1 0 2	28							
12	Lewis, Tyler	* 3-11	0-3	0-0	2 6 8	1	6	9 1 0 0	34							
22	Turner, Ralston	* 6-9	1-2	0-1	1 2 3	3	13	2 2 0 4	25							
34	Warren, T.J.	* 10-20	2-5	1-4	2 1 3	3	23	0 1 1 3	38							
32	Washington, Kyle	* 1-1	0-0	0-0	0 0 0	0	2	0 2 0 0	7							
10	Barber, Anthony	5-8	1-1	0-0	1 1 2	2	11	0 2 0 0	29							
10	Freeman, Lennard	4-4	0-0	0-3	5 2 7	3	8	2 1 1 2	19							
15	Brickhouse, Chris	0-0	0-0	0-0	0 0 0	1	0	0 0 0 0	1							
20	Wallace, Patrick	1-1	1-1	0-0	0 0 0	0	3	0 0 0 0	1							
21	Any, BeeJay	2-3	0-0	0-0	2 2 4	2	4	0 0 3 0	15							
25	Cannon, Chase	0-0	0-0	0-0	0 0 0	0	0	0 0 0 0	1							
30	Battle, Staats	0-1	0-1	0-0	0 0 0	0	0	0 0 0 0	1							
34	Robinson, Jevoni	0-0	0-0	0-0	0 0 0	1	0	0 0 0 0	1							
	Team				2 3 5											
	Totals	37-68	5-15	2-12	16 21 37	18	81	14 10 5 11	200							
FG % 1st Half: 16-32		50.0%	2nd half: 21-36	58.3%	Game: 37-68	54.4%	Deadball Rebound									
3FG % 1st Half: 2-6		33.3%	2nd half: 3-9	33.3%	Game: 5-15	33.3%										
FT % 1st Half: 2-7		28.6%	2nd half: 0-5	0.0%	Game: 2-12	16.7%										

Officials: Bryan Kersey, Michael Stephens, Andrew Marotta  
Technical fouls: Campbell-None. NC State-None.  
Attendance: 13143

Score by periods	1st	2nd	Total
Campbell	26	40	66
NC State	36	45	81

ast FG - CAM 2nd-01:04. ST 2nd-00:14.

Score tied - 1 time.

## Game #2 - Cincinnati 68, NC State 57 Nov. 12, 2013 - Cincinnati, Ohio

### NC State 57 • 1-1

#	Player		Total		3-Ptr	Rebounds				PF	TP	A TO Blk Stl				Min
			FG-FGA	FG-FGA	FT-FTA	Off	Def	Tot								
24	Warren, T.J.	f	5-15	1-4	2-2	1	9	10	3	13	0	1	1	2	37	
32	Washington, Kyle	f	0-2	0-0	0-0	1	1	2	3	0	0	0	0	0	11	
05	Lee, Desmond	g	4-13	0-3	2-4	1	3	4	1	10	1	2	0	1	33	
12	Lewis, Tyler	g	2-8	1-4	2-2	0	1	1	3	7	3	2	0	0	29	
22	Turner, Ralston	g	4-10	4-7	1-2	3	1	4	4	13	1	0	0	0	25	
02	Barber, Anthony		2-6	1-1	3-6	0	1	1	2	8	2	1	0	1	29	
10	Freeman, Lennard		1-2	0-0	1-3	3	2	5	4	3	0	0	1	1	23	
21	Any, BeeJay		1-2	0-0	1-2	2	1	3	3	3	0	1	1	0	13	
	Team					5	1	6			1					
Totals			19-58	7-19	12-21	16	20	36	23	57	7	8	3	5	200	
FG % 1st Half: 11-28			39.3%	2nd half: 8-30	26.7%	Game: 19-58		32.8%	Deadball Rebound 5.1							
3FG % 1st Half: 4-9			44.4%	2nd half: 3-10	30.0%	Game: 7-19		36.8%								
FT % 1st Half: 9-12			75.0%	2nd half: 3-9	33.3%	Game: 12-21		57.1%								

# 2013-14 Wolfpack Basketball

@PackMensBball - @Mark\_Gottfried

## Game #5 - NC State 82, Florida Gulf Coast 62 Nov. 26, 2013 - PNC Arena

### Florida Gulf Coast 62 • 4-2

#	Player	Total		3-Ptr		Rebounds			PF	TP	A TO Blk Stl				Min
		FG-FGA	FG-FGA	FT-FTA	Off Def Tot	PF	TP	A TO Blk Stl							
00	Comer, Brett	* 1-5	0-2	1-2	0 1 1	1	3	3 1 0 0 3	23						
01	Hicks, Nate	* 0-5	0-0	2-2	1 2 3	2	2	0 0 0 0 0	18						
02	Thompson, Bernard	* 5-13	0-5	4-4	0 0 0	0	14	3 4 1 1 3	35						
05	Jones, Jamail	* 3-7	2-3	3-4	1 1 2	1	11	0 2 0 1 1	33						
20	Flier, Chase	* 6-9	0-1	6-7	1 2 3	4	18	0 2 0 0 0	24						
24	Shoon, Armand	* 0-0	0-0	0-0	0 0 0	0	0	0 0 0 0 0	2						
15	Cvjeticanin, Filip	2-5	2-4	0-0	2 2 4	0	6	1 0 1 0 1	24						
21	Allen, Tejai	0-1	0-0	0-0	0 0 0	1	0	0 0 0 0 0	2						
22	Boyle, Kevin	0-1	0-1	0-0	0 0 0	0	0	0 0 0 0 0	2						
24	Blake, Marcus	0-4	0-0	2-2	2 1 3	1	2	0 1 0 0 0	9						
35	Graf, Dajuan	2-5	0-0	2-2	0 3 3	4	6	1 1 0 0 2	28						
Team					1 5 6										
Totals		19-55	4-16	20-23	8 17 25	14	62	8 11 2 9	200						
FG % 1st Half: 8-28		28.6%	2nd half: 11-27	40.7%	Game: 19-55	34.5%	Deadball Rebound 1								
3FG % 1st Half: 3-9		33.3%	2nd half: 1-7	14.3%	Game: 4-16	25.0%									
FT % 1st Half: 5-6		83.3%	2nd half: 15-17	88.2%	Game: 20-23	87.0%									

### NC State 82 • 3-2

#	Player	Total		3-Ptr		Rebounds			PF	TP	A TO Blk Stl				Min
		FG-FGA	FG-FGA	FT-FTA	Off Def Tot	PF	TP	A TO Blk Stl							
02	Barber, Anthony	* 5-8	0-0	2-2	0 2 2	1	12	6 5 0 0 0	27						
05	Lee, Desmond	* 4-8	0-0	1-2	0 4 4	4	9	1 1 0 0 0	24						
10	Freeman, Lennard	* 0-3	0-0	2-4	0 4 4	0	2	2 0 1 0 1	32						
14	Vandenberg, Jordan	* 3-6	0-0	1-2	4 6 10	4	7	2 1 2 0 0	21						
24	Warren, T.J.	* 13-18	1-2	3-3	6 3 9	2	30	0 1 1 1 1	29						
12	Lewis, Tyler	0-1	0-0	2-2	0 0 0	2	2	2 0 0 0 0	10						
15	Brickhouse, Chris	0-0	0-0	0-0	0 0 0	0	0	0 0 0 0 0	1						
20	Wallace, Patrick	1-1	1-1	0-0	0 0 0	0	3	0 0 0 0 0	2						
21	Any, BeeJay	3-3	0-0	0-0	0 0 0	0	6	0 0 2 0 0	9						
22	Turner, Ralston	2-5	0-2	1-2	1 4 5	3	5	1 1 0 0 2	24						
25	Cannon, Chase	0-2	0-2	0-0	1 0 1	0	0	1 0 0 0 0	2						
30	Battle, Staats	0-1	0-1	0-1	0 1 1	0	0	0 0 0 0 0	2						
32	Washington, Kyle	3-6	0-0	0-0	0 5 5	4	6	2 2 0 0 0	15						
34	Robinson, Jevoni	0-0	0-0	0-0	0 0 0	1	0	0 0 0 0 0	2						
Team					1 1 2										
Totals		34-62	2-8	12-18	13 30 43	21	82	17 11 6 5	200						
FG % 1st Half: 16-33		48.5%	2nd half: 18-29	62.1%	Game: 34-62	54.8%	Deadball Rebound 4								
3FG % 1st Half: 0-0		0.0%	2nd half: 2-8	25.0%	Game: 2-8	25.0%									
FT % 1st Half: 7-8		87.5%	2nd half: 5-10	50.0%	Game: 12-18	66.7%									

Officials: Bryan Kersey, Raymond Styons Jr., Patrick Adams  
Technical fouls: Florida Gulf Coast-None. NC State-None.  
Attendance: 11123

Score by periods	1st	2nd	Total	Points	In Paint	Off T/O	2nd Chance	Fast Break	Bench
Florida Gulf Coast	24	38	62						

## Game #7 - NC State 69, Northwestern 48 Dec. 4, 2013 - PNC Arena

### Northwestern 48 • 4-5

#	Player	Total		3-Ptr		Rebounds			PF	TP	A TO Blk Stl				Min
		FG-FGA	FG-FGA	FT-FTA	Off Def Tot	PF	TP	A TO Blk Stl							
01	Crawford, Drew	* 5-16	2-6	5-6	2 7 9	2	17	0 1 0 0 0	34						
03	Sobolewski, Dave	* 1-7	0-5	3-4	1 2 3	0	5	1 4 0 1 1	29						
22	Olah, Alex	* 1-8	0-0	0-0	2 5 7	2	2	1 3 0 0 0	29						
33	Cobb, JerShon	* 0-7	0-3	4-4	1 2 3	3	4	2 3 0 0 0	27						
34	Lumpkin, Sanjay	* 0-3	0-0	0-0	1 1 2	5	0	2 0 0 0 0	22						
13	Abrahamson, Kale	1-3	1-3	0-0	1 0 1	0	3	0 0 0 0 0	10						
14	Demps, Tre	3-5	2-3	4-4	0 1 1	1	12	0 0 0 0 0	19						
15	Montgomery, James	0-0	0-0	0-0	0 0 0	1	0	0 0 0 0 1	3						
31	Lieberman, Aaron	0-0	0-0	0-0	0 1 1	0	0	0 0 0 0 0	1						
32	Taphorn, Nathan	1-2	1-2	0-0	0 2 2	0	3	0 0 0 0 1	15						
45	Cerina, Nikola	1-1	0-0	0-0	1 1 2	0	2	0 0 0 0 0	11						
Team					3 3 6	1									
Totals		13-52	6-22	16-18	12 25 37	15	48	6 11 0 3	200						
FG % 1st Half: 6-25		24.0%	2nd half: 7-27	25.9%	Game: 13-52	25.0%	Deadball Rebound 0								
3FG % 1st Half: 4-14		28.6%	2nd half: 3-11	27.3%	Game: 6-22	27.3%									
FT % 1st Half: 4-4		100.0	2nd half: 12-14	85.7%	Game: 16-18	88.9%									

### NC State 69 • 5-2

#	Player	Total		3-Ptr		Rebounds			PF	TP	A TO Blk Stl				Min
		FG-FGA	FG-FGA	FT-FTA	Off Def Tot	PF	TP	A TO Blk Stl							
02	Barber, Anthony	* 3-9	1-3	0-0	0 4 4	2	7	5 1 0 1 1	23						
05	Lee, Desmond	* 1-5	0-2	0-0	0 2 2	2	2	2 0 0 0 1	22						
10	Freeman, Lennard	* 5-6	0-0	0-0	5 5 10	1	10	1 0 1 0 0	30						
14	Vandenberg, Jordan	* 6-8	0-0	0-0	0 3 3	3	12	0 0 5 0 0	31						
24	Warren, T.J.	* 8-15	0-1	6-7	2 6 8	2	22	0 0 0 0 3	33						
12	Lewis, Tyler	0-4	0-1	0-0	0 1 1	2	0	7 1 0 0 0	16						
20	Wallace, Patrick	0-3	0-3	0-0	0 1 1	1	0	0 0 0 0 0	3						
21	Any, BeeJay	0-0	0-0	0-0	0 1 1	1	0	0 1 0 0 0	3						
22	Turner, Ralston	4-8	3-7	2-2	0 3 3	2	13	0 2 0 0 0	21						
25	Cannon, Chase	0-1	0-1	0-0	0 0 0	0	0	0 0 1 0 0	1						
30	Battle, Staats	0-0	0-0	0-0	0 0 0	0	0	0 0 0 0 0	1						
32	Washington, Kyle	0-1	0-0	1-2	1 3 4	1	1	1 0 0 0 0	15						
34	Robinson, Jevoni	1-1	0-0	0-0	2 0 2	0	2	0 0 0 0 0	1						
Team					0 0 0										
Totals		28-61	4-18	9-11	10 29 39	17	69	16 5 7 5	200						
FG % 1st Half: 14-30		46.7%	2nd half: 14-31	45.2%	Game: 28-61	45.9%	Deadball Rebound 0								
3FG % 1st Half: 1-7		14.3%	2nd half: 3-11	27.3%	Game: 4-18	22.2%									
FT % 1st Half: 2-3		66.7%	2nd half: 7-8	87.5%	Game: 9-11	81.8%									

Officials: Les Jones, Roger Ayers, Ray Natili  
Technical fouls: Northwestern-TEAM. NC State-None.  
Attendance: 11459  
Fouled out: NW: #34 Lumpkin, S. at 2:37 in 2nd half

Score by periods	1st	2nd	Total	Points	In Paint	Off T/O	2nd Chance	Fast Break	Bench
Northwestern	20	28	48						
NC State	31	38	69						

ast FG - NU 2nd-01:08, ST 2nd-00:00.

Score tied - 1 time.

## Game #6 - NC State 75, Eastern Kentucky 56 Nov. 30, 2013 - PNC Arena

### Eastern Kentucky 56 • 6-2

#	Player	Total		3-Ptr	Rebounds			PF	TP	A	TO	Blk	Stl	Min
		FG-FGA	FG-FGA	FT-FTA	Off	Def	Tot							
00	Cosey, Glenn	* 5-14	4-9	0-0	2	2	4	1	14	5	2	0	0	40
02	Walden, Corey	* 5-12	1-6	2-3	1	4	5	4	13	4	4	0	1	40
12	Lewis, Marcus	* 3-7	0-2	0-0	0	2	2	2	6	0	0	0	2	23
34	Johnson, Tarius	* 1-6	0-3	0-0	0	6	6	2	2	0	2	0	0	17
42	Stutz, Eric	* 1-4	0-0	1-2	1	1	2	4	3	1	2	2	1	25
15	Williams, Orlando	3-9	1-5	0-1	0	3	3	3	7	1	0	0	1	25
22	Knipp, Timmy	2-2	2-2	0-0	0	2	2	1	6	1	1	0	1	15
24	Johnson, Jeff	2-4	1-2	0-0	1	1	2	1	5	1	0	0	0	15
Team					3	0	3							
Totals		22-58	9-29	3-6	8	21	29	18	56	13	11	2	6	200
FG % 1st Half: 11-29		37.9%	2nd half: 11-29	37.9%	Game: 22-58		37.9%							Deadb
3FG % 1st Half: 5-16		31.3%	2nd half: 4-13	30.8%	Game: 9-29		31.0%							Rebound
FT % 1st Half: 0-0		0.0%	2nd half: 3-6	50.0%	Game: 3-6		50.0%							0

# 2013-14 Wolfpack Basketball

# @PackMensBball - @Mark\_Gottfried

## Game #9 - NC State 82, Detroit 79 Dec. 14, 2013 - Reynolds Coliseum

Detroit 79 • 5-6

#	Player	Total		3-Ptr	Rebounds			PF	TP	A	TO	Blk	Stl	Min
		FG-FGA	FG-FGA		Off	Def	Tot							
02	Howard Jr., Juwan	* 8-17	4-8	4-4	2	5	7	4	24	2	0	0	2	36
11	Williams, Jarod	* 3-10	0-2	4-6	1	3	4	1	10	4	1	0	1	26
15	Njoku, Ugochukwu	* 4-5	0-0	3-5	2	7	9	4	11	0	3	1	0	24
23	Brundridge, Carlton	* 1-5	0-2	4-6	1	1	2	3	6	2	2	0	1	16
33	Bruinsma, Evan	* 7-11	1-2	1-2	2	4	6	3	16	2	4	0	0	39
01	Wilson, Anton	* 1-4	0-3	0-0	0	1	1	3	2	0	0	0	1	15
04	Onwenu, Patrick	* 0-2	0-1	1-2	1	1	2	1	1	0	1	1	0	14
05	Grant, Matthew	* 3-5	1-2	2-3	0	2	2	2	9	1	1	1	2	25
21	Lippert, Jermaine	* 0-0	0-0	0-0	0	0	0	2	0	0	1	0	0	5
Team					0	3	3							
Totals		27-59	6-20	19-28	9	27	36	23	79	11	13	3	7	200

FG % 1st Half: 10-29 34.5% 2nd half: 17-30 56.7% Game: 27-59 45.8% Deadball  
3FG % 1st Half: 1-9 11.1% 2nd half: 5-11 45.5% Game: 6-20 30.0% Rebounds  
FT % 1st Half: 7-10 70.0% 2nd half: 12-18 66.7% Game: 19-28 67.9%

NC State 82 • 7-2

#	Player	Total		3-Ptr	Rebounds			PF	TP	A	TO	Blk	Stl	Min
		FG-FGA	FG-FGA		Off	Def	Tot							
02	Barber, Anthony	* 2-9	0-3	0-0	0	1	1	4	4	4	1	0	1	16
05	Lee, Desmond	* 2-8	2-5	3-4	0	2	2	2	9	1	5	0	0	26
10	Freeman, Lennard	* 0-0	0-0	0-2	2	7	9	2	0	2	3	0	0	30
14	Vandenberg, Jordan	* 2-2	0-0	1-2	0	4	4	5	5	0	0	2	0	21
24	Warren, T.J.	* 9-14	1-4	10-14	1	3	4	2	29	2	2	1	1	33
12	Lewis, Tyler	* 1-5	1-1	3-5	1	2	3	3	6	7	2	0	1	26
22	Turner, Ralston	* 7-9	6-8	1-2	0	0	0	2	21	0	0	0	0	22
32	Washington, Kyle	* 2-3	0-0	4-4	2	4	6	1	8	1	1	0	0	26
Team					0	2	2							
Totals		25-50	10-21	22-33	6	25	31	21	82	17	15	3	3	200

FG % 1st Half: 13-29 44.8% 2nd half: 12-21 57.1% Game: 25-50 50.0% Deadball  
3FG % 1st Half: 6-15 40.0% 2nd half: 4-6 66.7% Game: 10-21 47.6% Rebounds  
FT % 1st Half: 5-6 83.3% 2nd half: 17-27 63.0% Game: 22-33 66.7%

Officials: Ray Natili, Michael Roberts, Clarence Armstrong  
Technical fouls: Detroit-None. NC State-Freeman, Lennard.  
Attendance: 5758  
Fouled out: NCSU: #14 Vandenberg, J. at 2:33 in 2nd half

Score by periods	1st	2nd	Total
NC State	37	28	65
Detroit	20	38	58

## Game #10 - NC State 65, Tennessee 58 Dec. 18, 2013 - Knoxville, Tenn.

NC State 65 • 8-2

#	Player	Total		3-Ptr	Rebounds			PF	TP	A	TO	Blk	Stl	Min
		FG-FGA	FG-FGA		Off	Def	Tot							
10	Freeman, Lennard	f 2-4	0-0	4-4	4	5	9	4	8	1	0	1	0	20
24	Warren, T.J.	f 8-16	1-2	4-6	3	8	11	1	21	1	5	0	2	34
14	Vandenberg, Jordan	c 1-2	0-0	0-0	1	1	2	3	2	0	0	4	0	12
02	Barber, Anthony	g 4-9	0-0	4-4	1	5	6	2	12	4	6	0	0	33
05	Lee, Desmond	g 4-12	1-1	1-3	1	2	3	2	10	0	1	0	0	28
12	Lewis, Tyler	g 0-1	0-0	0-0	0	0	0	1	0	1	1	0	0	8
21	Any, BeeJay	1-2	0-0	0-0	0	0	0	2	2	0	0	5	1	24
22	Turner, Ralston	2-5	1-3	0-0	0	2	2	5	0	0	0	0	0	18
32	Washington, Kyle	2-3	0-0	1-2	0	7	7	3	5	1	3	2	1	23
Team					3	0	3							
Totals		24-54	3-6	14-19	13	30	43	20	65	8	16	12	4	200

FG % 1st Half: 15-30 50.0% 2nd half: 9-24 37.5% Game: 24-54 44.4% Deadball  
3FG % 1st Half: 2-3 66.7% 2nd half: 1-3 33.3% Game: 3-6 50.0% Rebound  
FT % 1st Half: 5-6 83.3% 2nd half: 9-13 69.2% Game: 14-19 73.7%

Tennessee 58 • 6-4

#	Player	Total		3-Ptr	Rebounds			PF	TP	A	TO	Blk	Stl	Min
		FG-FGA	FG-FGA		Off	Def	Tot							
05	Stokes, Jarnell	f 4-10	0-0	2-2	5	8	13	2	10	0	4	2	0	37
34	Maymon, Jeronne	f 5-11	0-0	7-10	10	6	16	3	17	0	1	2	0	30
01	Richardson, Josh	g 1-2	0-1	0-0	1	0	1	2	2	0	0	0	0	23
02	Barton, Antonio	g 0-8	0-4	0-0	0	0	0	3	0	0	1	0	0	21
52	McRae, Jordan	g 6-22	3-12	6-8	1	3	4	21	2	1	0	3	3	32
03	Hubbs III, Robert	2-7	0-4	0-0	0	0	0	2	4	0	1	2	1	20
15	Thompson, Darius	1-5	0-3	0-0	0	2	2	3	2	3	1	1	1	24
21	Davis, A.J.	1-3	0-0	0-0	1	2	3	0	2	0	1	0	0	13
Team					2	0	2							
Totals		20-68	3-24	15-20	20	21	41	19	58	5	10	7	5	200

FG % 1st Half: 7-29 24.1% 2nd half: 13-39 33.3% Game: 20-68 29.4% Deadball  
3FG % 1st Half: 0-9 0.0% 2nd half: 3-15 20.0% Game: 3-24 12.5% Rebound  
FT % 1st Half: 6-8 75.0% 2nd half: 9-12 75.0% Game: 15-20 75.0%

Officials: Tony Greene, Doug Simmons, Ron Groover  
Technical fouls: NC State-None. Tennessee-None.  
Attendance: 14831

Score by periods	1st	2nd	Total
NC State	37	28	65
Tennessee	20	38	58

	In	Off	2nd	Fast	Bench
Points	Paint	T/O	Chance	Break	
ST	36	12	16	8	12
UT	26	17	16	7	8

## Game #11 - NC State 90, East Carolina 79 Dec. 21, 2013 - PNC Arena

East Carolina 79 • 10-3

#	Player	Total		3-Ptr	Rebounds			PF	TP	A	TO	Blk	Stl	Min
		FG-FGA	FG-FGA		Off	Def	Tot							
01	Richmond,Akeem	* 8-18	5-14	2-2	0	1	1	1	23	2	0	0	1	40
02	White,Caleb	* 6-12	2-4	0-0	1	3	4	3	14	4	0	0	0	29
11	Robinson,Antonio	* 4-7	0-1	1-1	2	4	6	1	9	3	1	0	0	21
22	Campbell,Paris	* 3-9	3-8	2-2	0	4	4	2	11	1	3	0	1	40
33	Zangari,Michael	* 2-7	0-0	2-2	1	1	2	1	6	2	2	1	1	21
04	Williams,Prince	* 5-7	0-0	2-2	1	3	4	3	12	4	3	0	1	27
25	Stith,Brandon	* 2-3	0-0	0-0	0	2	2	3	4	1	1	0	0	22
Team					3	3	6							
Totals		30-63	10-27	9-9	8	21	29	14	79	17	10	1	4	200

FG % 1st Half: 16-33 48.5% 2nd half: 14-30 46.7% Game: 30-63 47.6% Deadball  
3FG % 1st Half: 4-10 40.0% 2nd half: 6-17 35.3% Game: 10-27 37.0% Rebound  
FT % 1st Half: 2-2 100.0 2nd half: 7-7 100.0 Game: 9-9 100.0

NC State 90 • 9-2

#	Player	Total		3-Ptr	Rebounds			PF	TP	A	TO	Blk	Stl	Min
		FG-FGA	FG-FGA		Off	Def	Tot							
02	Barber, Anthony	* 7-13	1-3	1-3	0	2	2	2	16	8	1	0	1	31
05	Lee, Desmond	* 2-6	1-3	1-1	1	1	2	1	6	0	0	0	0	16
10	Freeman, Lennard	* 2-4	0-0	0-1	1	5	6	1	4	0	1	0	1	24
14	Vandenberg, Jordan	* 9-10	0-0	0-0	2	3	5	1	18	2	0	3	0	28
24	Warren, T.J.	* 14-23	2-8	2-3	3	5	8	1	32	2	3	1	2	39
12	Lewis, Tyler	* 0-3	0-1	1-2	0	1	1	1	1	4	0	0	0	9
21	Any, BeeJay	* 1-1	0-0	0-0	0	4	4	1	2	0	0	5	0	12
22	Turner, Ralston	* 4-6	3-4	0-0	1	1	2	1	11	2	3	0	1	25
32	Washington, Kyle	* 0-1	0-0	0-0	0	2	2	0	0	2	0	0	0	16
Team					0	1	1							
Totals		39-67	7-19	5-10	8	25	33	9	90	20	8	9	5	200

FG % 1st Half: 20-37 54.1% 2nd half: 19-30 63.3% Game: 39-67 58.2% Deadball  
3FG % 1st Half: 2-7 28.6% 2nd half: 5-12 41.7% Game: 7-19 36.8% Rebound  
FT % 1st Half: 3-5 60.0% 2nd half: 2-5 40.0% Game: 5-10 50.0%

Officials: Mike Eades, Louie Andrakakos, Bernard Clinton  
Technical fouls: East Carolina-TEAM. NC State-None.  
Attendance: 15217

Score by periods	1st	2nd	Total
East Carolina	38	41	79
NC State	45	45	90

	In	Off	2nd	Fast	Bench
Points	Paint	T/O	Chance	Break	
ECU	26	15	10	14	16
ST	58	11	11	22	14

Last FG - ECU 2nd-00:16. ST 2nd-01:19.

Score tied - 1 time.

## NC State - 2014 NCAA Tournament

## Game #12 - #25 Missouri 68, NC State 64 Dec. 28, 2013 - PNC Arena

Missouri 68 • 11-1

#	Player	Total		3-Ptr	Rebounds			PF	TP	A	TO	Blk	Stl	Min
---	--------	-------	--	-------	----------	--	--	----	----	---	----	-----	-----	-----

# 2013-14 Wolfpack Basketball

# @PackMensBball - @Mark\_Gottfried

## Game #13 - NC State 68, UNC Greensboro 64 Dec. 30, 2013 - Greensboro, N.C.

NC State 68 • 10-3

#	Player		Total		3-Ptr		Rebounds			PF	TP	A	TO	Blk	Stl	Min
			FG-FGA	FG-FGA	FT-FTA	Off	Def	Tot								
10	Freeman, Lennard	f	3-7	0-0	0-5	5	3	8	3	6	0	0	0	0	1	28
24	Warren, T.J.	f	9-18	1-4	5-8	5	4	9	2	24	2	4	0	0	1	37
14	Vandenberg, Jordan	c	1-2	0-0	0-0	2	2	4	4	2	0	1	0	0	0	29
02	Barber, Anthony	g	4-14	0-1	9-13	0	4	4	0	17	6	3	0	0	2	35
05	Lee, Desmond	g	5-9	0-1	5-7	1	3	4	2	15	3	3	0	0	1	31
12	Lewis, Tyler		0-0	0-0	0-0	0	1	1	0	0	0	1	0	0	0	5
21	Any, BeeJay		0-0	0-0	0-0	0	0	0	1	0	0	0	0	0	0	1
22	Turner, Ralston		0-2	0-0	0-0	1	0	1	3	0	0	0	0	0	0	12
32	Washington, Kyle		2-7	0-0	0-0	1	3	4	3	4	0	0	0	0	0	22
	Team					0	0	0								
	Totals		24-59	1-6	19-33	15	20	35	18	68	11	12	0	0	5	200

FG % 1st Half: 14-32 43.8% 2nd half: 10-27 37.0% Game: 24-59 40.7%  
3FG % 1st Half: 1-5 20.0% 2nd half: 0-1 0.0% Game: 1-6 16.7%  
FT % 1st Half: 9-12 75.0% 2nd half: 10-21 47.6% Game: 19-33 57.6%

UNCG 64 • 7-8

#	Player		Total		3-Ptr		Rebounds			PF	TP	A	TO	Blk	Stl	Min
			FG-FGA	FG-FGA	FT-FTA	Off	Def	Tot								
13	LOCKE, Kayel	f	6-12	0-1	7-11	6	0	6	2	19	0	6	0	0	0	30
14	CAIN, Kyle	f	5-15	1-3	0-4	1	7	8	4	11	1	0	0	0	2	32
01	PARKER, Drew	g	0-2	0-1	0-0	0	1	1	1	0	3	1	0	0	0	15
31	PAULOS, Nicholas	g	1-6	1-5	0-0	0	4	4	2	3	0	1	0	0	1	28
44	OUTLAW, Tyrone	g	0-0	0-0	0-0	0	1	1	0	0	0	0	0	0	1	7
00	SADDLER, Tevon		5-8	0-0	8-10	2	2	4	3	18	1	3	0	0	4	25
03	BALDWIN, Diante		1-4	0-0	1-2	1	4	5	1	3	2	1	1	0	0	22
20	POTTS, Jordan		2-7	1-4	0-0	0	3	3	3	5	2	2	0	0	1	22
32	KUIPER, Jordy		0-0	0-0	0-0	0	1	1	1	0	0	0	0	0	0	2
34	WHITE, RJ		2-4	0-1	1-1	2	5	7	5	5	0	2	0	0	0	17
	Team					3	0	3								
	Totals		22-58	3-15	17-28	15	28	43	22	64	9	16	2	0	8	200

FG % 1st Half: 12-34 35.3% 2nd half: 10-24 41.7% Game: 22-58 37.9%  
3FG % 1st Half: 3-10 30.0% 2nd half: 0-5 0.0% Game: 3-15 20.0%  
FT % 1st Half: 8-11 72.7% 2nd half: 9-17 52.9% Game: 17-28 60.7%

Officials: Alan Spainhour, Jacyn Goble, Tim Corner  
Technical fouls: NC State-None. UNCG-None.  
Attendance: 5989

Score by periods	1st	2nd	Total
NC State	38	30	68
UNCG	35	29	64

	In	Off	2nd	Fast	Bench
Points	Paint	T/O	Chance	Break	
ST	38	24	11	16	4
UNCG	33	11	17	0	21

## Game #15 - NC State 77, Notre Dame 70 Jan. 7, 2014 - Notre Dame, Ind.

NC State 77 • 11-4, 1-1

#	Player		Total		3-Ptr		Rebounds			PF	TP	A	TO	Blk	Stl	Min
			FG-FGA	FG-FGA	FT-FTA	Off	Def	Tot								
24	Warren, T.J.	f	6-17	0-3	5-6	4	3	7	0	17	1	3	0	0	1	35
32	Washington, Kyle	f	2-4	0-0	1-1	0	1	1	3	5	0	2	0	0	0	18
14	Vandenberg, Jordan	c	2-4	0-0	0-0	3	8	11	2	4	1	1	2	0	0	27
02	Barber, Anthony	g	4-12	1-2	7-8	0	1	1	2	16	1	0	1	0	0	23
05	Lee, Desmond	g	3-10	1-4	5-6	0	4	4	1	12	3	1	0	0	1	28
10	Freeman, Lennard		2-3	0-0	1-3	0	5	5	0	5	1	0	0	0	2	21
12	Lewis, Tyler		1-2	0-1	0-0	0	0	0	1	2	4	1	0	0	0	17
21	Any, BeeJay		1-1	0-0	2-3	1	3	4	1	4	1	0	2	0	0	13
22	Turner, Ralston		3-5	2-3	4-5	0	0	0	1	12	0	0	0	0	1	18
	Team					5	1	6								
	Totals		24-58	4-13	25-32	13	26	39	11	77	12	8	5	0	5	200

FG % 1st Half: 14-33 42.4% 2nd half: 10-25 40.0% Game: 24-58 41.4%  
3FG % 1st Half: 2-6 33.3% 2nd half: 2-7 28.6% Game: 4-13 30.8%  
FT % 1st Half: 9-12 75.0% 2nd half: 16-20 80.0% Game: 25-32 78.1%

Notre Dame 70 • 10-5, 1-1

#	Player		Total		3-Ptr		Rebounds			PF	TP	A	TO	Blk	Stl	Min
			FG-FGA	FG-FGA	FT-FTA	Off	Def	Tot								
30	Zach Augustine	f	4-8	0-0	1-3	1	1	2	3	9	0	0	1	0	0	17
11	Garrick Sherman	c	9-19	0-0	3-3	5	13	18	2	21	4	2	0	0	1	34
00	Eric Atkins	g	5-15	1-8	3-4	2	1	3	4	14	5	3	0	0	0	40
23	Demetrius Jackson	g	1-3	0-1	0-0	2	1	3	4	2	0	3	0	0	1	23
24	Pat Connaughton	g	5-12	5-11	0-0	1	4	5	2	15	2	1	2	0	0	38
03	V.J. Beachem		0-0	0-0	0-0	0	0	0	0	0	2	0	0	0	0	7
20	Austin Burgett		0-2	0-2	0-0	0	0	0	2	0	0	0	0	0	0	13
25	Tom Knight		2-4	0-0	0-0	0	0	0	3	4	0	0	0	0	0	10
32	Steve Vasturia		1-3	1-2	2-2	0	1	1	1	5	1	2	0	0	0	18
	Team					3	2	5								
	Totals		27-66	7-24	9-12	14	23	37	21	70	14	11	6	0	2	200

FG % 1st Half: 15-30 50.0% 2nd half: 12-36 33.3% Game: 27-66 40.9%  
3FG % 1st Half: 2-9 22.2% 2nd half: 5-15 33.3% Game: 7-24 29.2%  
FT % 1st Half: 4-5 80.0% 2nd half: 5-7 71.4% Game: 9-12 75.0%

Officials: Mike Eades, Les Jones, Jeffrey Anderson  
Technical fouls: NC State-None. Notre Dame-None.  
Attendance: 7721

Score by periods	1st	2nd	Total
NC State	39	38	77
Notre Dame	36	34	70

	In	Off	2nd	Fast	Bench
Points	Paint	T/O	Chance	Break	
ST	34	16	15	2	23
ND	34	10	12	4	9

Last FG - ST 2nd-05:12, ND 2nd-00:13.

Score tied - 8 times.

## Game #14 - Pittsburgh 74, NC State 62 Jan. 4, 2014 - PNC Arena

Pitt 74 • 13-1, 1-0

#	Player		Total		3-Ptr		Rebounds			PF	TP	A	TO	Blk	Stl	Min
			FG-FGA	FG-FGA	FT-FTA	Off	Def	Tot								
00	Robinson,James	*	2-6	0-1	0-0	0	2	2	3	4	2	0	0	0	2	27
02	Young,Michael	*	4-7	1-1	4-4	1	1	2	1	13	1	1	0	0	0	25
03	Wright,Cameron	*	4-12	0-1	1-1	0	2	2	2	9	2	1	0	0	3	32
21	Patterson,Lamar	*	8-16	2-6	4-6	1	7	8	2	22	6	3	0	0	2	35
42	Zanna,Talib	*	4-6	0-0	7-11	6	3	9	2	15	0	3	1	2	29	
01	Artis,Jamel		2-4	0-1	2-2	1	0	1	1	6	0	1	0	0	0	17
05	Johnson,Durand		0-0	0-0	0-0	0	1	1	2	0	0	0	0	0	1	8
11	Randall,Derrick		0-0	0-0	0-0	0	0	0	1	0	0	1	0	1	9	
12	Jones,Chris		0-0	0-0	0-0	0	0	0	0	0	0	1	0	0	2	4
13	Newkirk,Josh		2-3	1-2	0-0	0	0	1	2	5	1	1	0	0	0	14
	Team					0	3	3								
	Totals		26-54	4-12	18-24	9	20	29	16	74	13	11	1	1	13	200

FG % 1st Half: 9-27 33.3% 2nd half: 17-27 63.0% Game: 26-54 48.1%  
3FG % 1st Half: 1-5 20.0% 2nd half: 3-7 42.9% Game: 4-12 33.3%  
FT % 1st Half: 7-11 63.6% 2nd half: 11-13 84.6% Game: 18-24 75.0%

NC State 62 • 10-4, 0-1

#	Player		Total		3-Ptr		Rebounds			PF	TP	A	TO	Blk	Stl	Min
			FG-FGA	FG-FGA	FT-FTA	Off	Def	Tot								
02	Barber, Anthony	*	2-10	0-0	5-5	1	5	6	2	9	7	4	0	0	0	36
05	Lee, Desmond	*	1-5	1-2	2-2	0	1	1	3	5	2	4	0	0	1	25
10	Freeman, Lennard	*	1-1	0-0	2-2	0	4	4	0	4	0	0	0	0	1	24
14	Vandenberg, Jordan	*	2-3	0-0	0-0	2	3	5	3	4	0	1	4	1	1	26
24	Warren, T.J.	*	9-22	1-3	4-4	5	3	8	3	23	1	2	1	1	1	34
12	Lewis, Tyler		0-1	0-0	0-0	0	0	0	0	0	0	1	0	0	0	5
21	Any, BeeJay		2-2	0-0	0-0	1	2	3	3	4	1	1	1	0	0	



# 2013-14 Wolfpack Basketball

@PackMensBball - @Mark\_Gottfried

## Game #17 - Wake Forest 70, NC State 69 Jan. 15, 2013 - Winston-Salem, N.C.

#	Player		Total		3-Ptr		Rebounds			PF	TP	A	TO	Blk	Stl	Min	
			FG-FGA	FG-FGA	FT-FTA	Off	Def	Tot									
24	Warren, T.J.	f	8-16	0-1	6-10	4	0	4	5	22	0	3	0	0	0	28	
32	Washington, Kyle	f	2-3	0-0	0-0	0	5	5	4	4	1	0	1	0	0	14	
14	Vandenberg, Jordan	c	4-5	0-0	2-2	4	3	7	4	10	0	2	1	0	0	28	
02	Barber, Anthony	g	3-12	0-2	3-4	0	2	2	2	9	4	1	0	2	0	34	
10	Lee, Desmond	g	0-2	0-1	6-8	1	2	3	1	6	1	1	0	0	0	25	
05	Freeman, Lennard		3-5	0-0	0-0	2	3	5	4	6	0	1	0	0	0	23	
12	Lewis, Tyler		0-0	0-0	0-0	0	0	0	0	0	1	1	0	0	0	6	
21	Anyia, BeeJay		0-0	0-0	1-2	2	2	4	3	1	0	2	0	1	1	11	
22	Turner, Ralston		3-12	2-9	3-5	1	3	4	3	11	1	0	0	0	0	31	
Team						0	0	0									
Totals			23-55	2-13	21-31	14	20	34	26	69	8	11	2	3	200		
FG % 1st Half: 16-31			51.6%	2nd half: 7-24		29.2%	Game: 23-55		41.8%								Deadball Rebounds 6
3FG % 1st Half: 2-4			50.0%	2nd half: 0-9		0.0%	Game: 2-13		15.4%								
FT % 1st Half: 9-14			64.3%	2nd half: 12-17		70.6%	Game: 21-31		67.7%								

### Wake Forest 70 • 12-5, 2-2 ACC

#	Player	Total		3-Ptr	Rebounds					PF	TP	A	TO	Blk	Stl	Min
		FG-FGA	FG-FGA	FT-FTA	Off	Def	Tot									
02	Thomas, Devin	f	6-8	0-0	4-8	2	4	6	4	16	0	3	1	1	33	
30	McKie, Travis	f	0-3	0-3	5-6	0	1	1	3	5	1	1	1	0	30	
34	Cavanaugh, Tyler	f	3-4	3-4	1-2	0	1	1	4	10	0	3	2	0	16	
00	Miller-McIntyre, Codi	g	7-11	1-1	5-7	0	2	2	3	20	2	1	0	1	37	
01	Jones, Madison	g	0-1	0-0	2-2	0	0	0	4	2	7	3	0	1	18	
13	Williams, Coron		1-6	0-4	0-0	0	1	1	1	2	2	0	0	0	25	
31	Washington, Andre		0-0	0-0	0-0	0	1	1	1	0	0	1	0	1	3	
33	Rountree, Aaron		0-0	0-0	0-0	0	1	1	2	0	0	0	1	1	12	
45	Adala Moto, Arnaud		2-2	0-0	11-14	1	10	11	4	15	0	2	1	1	26	
	Team					0	1	1								
Totals			19-35	4-12	28-39	3	22	25	26	70	12	14	6	6	200	
FG % 1st Half: 9-17 52.9%		2nd half: 10-18 55.6%		Game: 19-35 54.3%		Deadball Rebound 4										
3FG % 1st Half: 4-7 57.1%		2nd half: 0-5 0.0%		Game: 4-12 33.3%												
FT % 1st Half: 13-16 81.3%		2nd half: 15-23 65.2%		Game: 28-39 71.8%												

Officials: Brian Dorsey, Sean Hull, Jamie Luckie  
Technical fouls: NC State-None. Wake Forest-None.  
Attendance: 10881

Score by periods	1st	2nd	Total
NC State	43	26	69
Wake Forest	35	35	70

	In	Off	2nd	Fast	Bench
Points	Paint	T/O	Chance	Break	
ST	36	16	23	8	18
WF	24	8	4	9	17

## Game #19 - NC State 65, Maryland 56 Jan. 20, 2014 - PNC Arena

### Maryland 56 • 11-8, 3-3 ACC

#	Player	Total		3-Ptr		Rebounds			PF	TP	A TO Blk Stl				Min
		FG-FGA	FG-FGA	FT-FTA	Off	Def	Tot	A			TO	Blk	Stl		
01	Smotrycz, Evan	*	4-8	2-3	0-0	2	3	5	5	10	0	1	0	0	20
04	Allen, Seth	*	3-12	2-6	0-1	0	1	1	3	8	5	2	0	1	26
10	Layman, Jake	*	2-8	1-4	0-0	1	4	5	3	5	0	0	2	0	29
32	Wells, Dez	*	2-11	1-3	5-6	1	1	2	5	10	1	3	0	0	29
44	Cleare, Shaquille	*	1-3	0-0	0-0	1	0	1	0	2	0	1	1	1	6
00	Mitchell, Charles		4-11	0-0	0-4	9	9	18	3	8	1	2	0	1	28
02	Peters, Roddy		0-4	0-0	0-0	0	0	1	1	0	1	0	0	0	10
05	Faust, Nick		1-7	1-6	0-2	1	2	3	2	3	1	1	1	1	25
25	Graham, Jonathan		2-3	0-0	0-0	2	2	4	1	4	0	1	0	0	13
35	Dodd, Damonte		3-3	0-0	0-0	2	2	4	1	6	0	1	1	0	14
	Team					3	3	6							
Totals			22-70	7-22	5-13	22	28	50	23	56	9	12	5	4	200

FG % 1st Half: 11-33 33.3% 2nd half: 11-37 29.7% Game: 22-70 31.4%

3FG % 1st Half: 3-8 37.5% 2nd half: 4-14 28.6% Game: 7-22 31.8%

FT % 1st Half: 4-7 57.1% 2nd half: 1-6 16.7% Game: 5-13 38.5%

Deadball Rebound 3

### NC State 65 • 12-7, 2-4 ACC

#	Player		Total		3-Ptr		Rebounds			PF	TP	A TO Blk Stl				Min
			FG-FGA	FT-FTA	FG-FGA	FT-FTA	Off	Def	Tot			A	TO	Blk	Stl	
02	Barber, Anthony	*	5-13	0-2	3-4	1	2	3	1	13	4	0	0	1	34	
05	Lee, Desmond	*	3-8	0-0	8-11	1	2	3	2	14	2	4	0	4	36	
14	Vandenberg, Jordan	*	1-1	0-0	0-0	1	3	4	1	2	0	0	1	0	22	
22	Turner, Ralston	*	8-19	5-15	2-2	0	7	7	2	23	1	1	0	0	35	
32	Washington, Kyle	*	3-6	0-0	0-0	2	8	10	2	6	2	3	0	0	26	
10	Freeman, Lennard		1-3	0-0	1-2	0	3	3	2	3	0	0	0	0	14	
12	Lewis, Tyler		1-3	0-2	0-0	0	0	0	1	2	3	0	0	0	16	
21	Anyia, BeeJay		1-4	0-0	0-3	1	2	3	2	2	0	0	4	0	17	
	Team					4	4	8								
Totals			23-57	5-19	14-22	10	31	41	13	65	12	8	5	5	200	
FG % 1st Half: 6-27 22.2%			2nd half: 17-30 56.7%			Game: 23-57 40.4%						Deadball Rebound 4				
3FG % 1st Half: 0-8 0.0%			2nd half: 5-11 45.5%			Game: 5-19 26.3%										
FT % 1st Half: 8-10 80.0%			2nd half: 6-12 50.0%			Game: 14-22 63.6%										

Officials: Tim Nestor, Gary Maxwell, Ed Corbett  
Technical fouls: Maryland-None. NC State-None.  
Attendance: 11447  
Fouled out: Maryland: #1 Smotrycz, E. at 0:30.6 in 2nd half  
#32 Wells, D. at 0:19.6 in 2nd half

Score by periods	1st	2nd	Total
Maryland	29	27	56
NC State	20	45	65

Last FG - UMD 2nd-02:54, ST 2nd-02:40.

Score tied - 2 times.

## Game #18 - #23 Duke 95, NC State 60 Jan. 18, 2014 - Durham, N.C.

### NC State 60 • 11-7 (1-4 ACC)

#	Player		Total		3-Ptr		Rebounds			PF	TP	A TO Blk Stl				Min
			FG-FGA	FT-FTA	FG-FGA	FT-FTA	Off	Def	Tot			A	TO	Blk	Stl	
24	Warren, T.J.	f	9-19	1-5	4-7	3	5	8	2	23	0	2	1	1	37	
32	Washington, Kyle	f	4-11	0-0	0-2	2	3	5	2	8	0	4	1	1	35	
14	Vandenberg, Jordan	c	2-2	0-0	0-1	2	5	7	2	4	0	2	1	0	26	
02	Barber, Anthony	g	2-6	0-1	3-4	0	2	2	1	7	3	4	0	1	31	
05	Lee, Desmond	g	2-4	1-1	0-0	2	1	3	4	5	3	4	0	0	28	
12	Lewis, Tyler		3-5	0-1	0-0	0	0	0	0	6	0	2	0	0	15	
21	Anyia, BeeJay		1-1	0-0	1-2	1	1	2	4	3	0	1	0	0	9	
22	Turner, Ralston		2-4	0-0	0-0	0	2	2	1	4	0	2	0	0	19	
Team						1	2	3								
Totals			25-52	2-8	8-16	11	21	32	16	60	6	21	3	3	200	
FG % 1st Half: 14-30 46.7%			2nd half: 11-22 50.0%		Game: 25-52 48.1%		Deadball Rebound 3									
3FG % 1st Half: 1-5 20.0%			2nd half: 1-3 33.3%		Game: 2-8 25.0%											
FT % 1st Half: 3-6 50.0%			2nd half: 5-10 50.0%		Game: 8-16 50.0%											

### Duke 95 • 14-4 (3-2 ACC)

#	Player		Total		3-Ptr		Rebounds			PF	TP	A	TO	Blk	Stl	Min		
			FG-FGA	FG-FGA	FT-FTA	Off	Def	Tot										
01	Jabari Parker	f	7-14	2-2	7-10	3	4	7	1	23	1	0	0	3	26			
05	Rodney Hood	f	5-9	1-4	0-0	0	1	1	1	11	3	2	0	3	30			
21	Amile Jefferson	f	3-5	0-0	3-3	2	6	8	1	9	2	0	0	0	24			
02	Quinn Cook	g	4-11	2-6	0-0	1	0	1	3	10	3	1	0	1	25			
13	Matt Jones	g	2-3	0-1	0-0	0	2	2	2	4	0	0	0	1	17			
03	Tyler Thornton		2-2	2-2	0-0	1	2	3	3	6	3	1	0	4	15			
14	Rasheed Sulaimon		4-9	1-2	4-4	0	0	0	0	13	6	2	0	1	17			
15	Josh Hairston		2-4	0-0	0-0	4	1	5	2	4	1	0	0	0	12			
20	Semi Ojeleye		0-0	0-0	4-4	0	1	1	0	4	0	0	0	0	6			
34	Andre Dawkins		4-9	3-7	0-0	0	1	1	1	11	0	1	0	1	13			
40	Marshall Plumlee		0-0	0-0	0-0	0	1	1	2	0	0	1	0	0	13			
45	Nick Pagliuca		0-0	0-0	0-0	0	1	1	0	0	0	0	0	0	1			
52	Todd Zafirovski		0-0	0-0	0-0	0	0	0	0	0	0	0	0	0	1			
Team						3	1	4										
Totals						33-66	11-24	18-21	14	21	35	16	95	19	8	0	14	200
FG % 1st Half: 16-34			47.1%	2nd half: 17-32	53.1%	Game: 33-66		50.0%	Deadball Rebound 1									
3FG % 1st Half: 6-14			42.9%	2nd half: 5-10	50.0%	Game: 11-24		45.8%										
FT % 1st Half: 7-10			70.0%	2nd half: 11-11	100.0%	Game: 18-21		85.7%										

Officials: Roger Ayers, Jerry Heater, Ray Natili  
Technical fouls: NC State-None. Duke-None.  
Attendance: 9314

Score by periods	1st	2nd	Total
NC State	32	28	60
Duke	45	50	95



# 2013-14 Wolfpack Basketball

@PackMensBball - @Mark\_Gottfried

## Game #25 - #1 Syracuse 56, NC State 55

Feb. 15, 2014 - PNC Arena

#	Player	Total		3-Ptr		Rebounds			PF	TP	A TO Blk Stl				Min
		FG-FGA	FG-FGA	FT-FTA	Off Def Tot	PF	TP	A TO Blk Stl							
22	Turner, Ralston	f	3-8	3-8	4-6	1 0 1	1 13	2 1 0 0	0	28					
24	Warren, T.J.	f	11-22	0-2	1-4	3 1 4	2 23	3 2 0 3	7	37					
32	Washington, Kyle	c	7-11	0-1	0-0	1 9 10	4 14	0 1 0 1	1	33					
12	Lewis, Tyler	g	0-3	0-1	0-0	1 1 2	3 0	6 0 0 0	0	28					
14	Vandenberg, Jordan	g	0-1	0-0	0-0	2 4 6	4 0	0 0 0 0	0	27					
02	Barber, Anthony		1-5	1-1	0-0	0 0 0	2 3	0 3 0 0	0	12					
05	Lee, Desmond		0-1	0-1	1-2	1 2 3	2 1	1 2 0 0	0	16					
10	Freeman, Lennard		0-5	0-0	1-2	2 1 3	0 1	0 0 0 0	0	10					
21	Any, BeeJay		0-0	0-0	0-0	1 3 4	0 0	0 1 0 0	0	9					
	Team				0 4 4										
	Totals		22-56	4-14	7-14	12 25 37	18 55	12 10 0 4	4	200					

FG % 1st Half: 11-29 37.9% 2nd half: 11-27 40.7% Game: 22-56 39.3% Deadball Rebounds 4  
 3FG % 1st Half: 1-7 14.3% 2nd half: 3-7 42.9% Game: 4-14 28.6%  
 FT % 1st Half: 3-10 30.0% 2nd half: 4-4 100.0 Game: 7-14 50.0%

### Syracuse 56 • (25-0) (12-0)

#	Player	Total		3-Ptr		Rebounds			PF	TP	A TO Blk Stl				Min
		FG-FGA	FG-FGA	FT-FTA	Off Def Tot	PF	TP	A TO Blk Stl							
03	Jerami Grant	f	4-9	0-0	4-7	3 11 14	2 12	0 0 0 0	0	35					
05	C.J. Fair	f	5-16	0-3	1-2	4 1 5	3 11	0 1 2 1	40						
20	Rakeem Christmas	c	4-7	0-0	6-6	4 8 12	3 14	1 3 7 1	35						
10	Trevor Cooney	g	3-10	2-6	0-0	0 2 2	1 8	2 0 0 1	35						
11	Tyler Ennis	g	3-10	0-2	3-5	1 0 1	4 9	5 4 0 1	36						
00	Michael Gbinije		0-2	0-1	2-2	0 2 2	1 2	1 1 0 1	17						
21	Tyler Roberson		0-0	0-0	0-0	0 0 0	0 0	0 0 0 0	2						
	Team				1 1 2										
	Totals		19-54	2-12	16-22	13 25 38	14 56	9 9 9 5	200						

FG % 1st Half: 11-34 32.4% 2nd half: 8-20 40.0% Game: 19-54 35.2% Deadball Rebounds 3  
 3FG % 1st Half: 2-10 20.0% 2nd half: 0-2 0.0% Game: 2-12 16.7%  
 FT % 1st Half: 2-3 66.7% 2nd half: 14-19 73.7% Game: 16-22 72.7%

Officials: Ray Natili, Sean Hull, Mike Stuart  
 Technical fouls: NC State-None. Syracuse-None.  
 Attendance: 31572

Score by periods	1st	2nd	Total
NC State	26	29	55
Syracuse	26	30	56

Points	In	Off	2nd	Fast	Bench
ST	30	8	7	6	5
SU	30	8	14	8	2

Last FG - ST 2nd-04:18, SU 2nd-00:12.  
 Largest lead - ST by 5 2nd-06:27, SU by 3 1st-19:38.  
 Score tied - 13 times.  
 Lead changed - 18 times.

## Game #27 - NC State 71, Virginia Tech 64

Feb. 22, 2014 - Blacksburg, Va.

### NC State 71 • 17-10, 7-7

#	Player	Total		3-Ptr		Rebounds			PF	TP	A TO Blk Stl				Min
		FG-FGA	FG-FGA	FT-FTA	Off Def Tot	PF	TP	A TO Blk Stl							
24	T.J. Warren	f	12-21	2-6	5-8	2 4 6	2 31	1 3 1 4	38						
32	Kyle Washington	f	6-11	0-0	1-3	2 3 5	5 13	1 2 1 0	32						
14	Jordan Vandenberg	c	2-6	0-0	0-0	5 0 5	5 4	1 0 0 0	21						
12	Tyler Lewis	g	2-7	0-4	4-6	1 2 3	1 8	11 0 0 1	36						
22	Ralston Turner	g	1-8	1-7	2-2	0 3 3	2 5	0 1 0 0	27						
02	Anthony Barber		0-1	0-1	0-0	0 0 0	0 0	0 0 0 0	4						
05	Desmond Lee		1-7	1-6	1-2	0 0 0	1 4	1 0 0 0	15						
10	Lennard Freeman		2-3	0-0	2-4	3 2 5	4 6	0 0 0 1	17						
21	BeeJay Anya		0-0	0-0	0-0	0 3 3	3 0	0 0 2 0	10						
	Team				0 1 1										
	Totals		26-64	4-24	15-25	13 18 31	23 71	15 7 4 6	200						

FG % 1st Half: 15-30 50.0% 2nd half: 11-34 32.4% Game: 26-64 40.6% Deadball Rebounds 8,1  
 3FG % 1st Half: 4-15 26.7% 2nd half: 0-9 0.0% Game: 4-24 16.7%  
 FT % 1st Half: 1-2 50.0% 2nd half: 14-23 60.9% Game: 15-25 60.0%

### Virginia Tech 64 • 9-15, 2-12

#	Player	Total		3-Ptr		Rebounds			PF	TP	A TO Blk Stl				Min
		FG-FGA	FG-FGA	FT-FTA	Off Def Tot	PF	TP	A TO Blk Stl							
02	Joey van Zegeren	f	3-6	0-0	3-9	1 2 3	4 9	0 2 0 0	31						
31	Jarell Eddie	f	3-7	3-6	5-6	0 6 6	1 14	1 3 0 1	33						
32	Trevor Thompson	f	3-6	0-0	3-6	3 6 9	4 9	0 4 0 0	18						
11	Devin Wilson	g	2-6	1-2	9-11	1 1 2	5 14	9 5 0 0	39						
25	Will Johnston	g	2-5	2-5	1-2	0 3 3	4 7	0 1 0 0	33						
22	Christian Beyer		1-2	0-1	0-1	2 2 4	1 2	0 0 0 0	12						
33	Marshall Wood		0-1	0-1	0-0	0 2 2	0 0	0 1 0 0	9						
42	C.J. Barksdale		4-9	0-3	1-2	3 3 6	1 9	0 1 1 2	25						
	Team				2 2 4										
	Totals		18-42	6-18	22-37	12 27 39	20 64	10 17 1 3	200						

FG % 1st Half: 7-22 31.8% 2nd half: 11-20 55.0% Game: 18-42 42.9% Deadball Rebounds 8  
 3FG % 1st Half: 2-9 22.2% 2nd half: 4-9 44.4% Game: 6-18 33.3%  
 FT % 1st Half: 9-11 81.8% 2nd half: 13-26 50.0% Game: 22-37 59.5%

Officials: Raymond Styons, Jerry Heater, Ron Tyburski  
 Technical fouls: NC State-None. Virginia Tech-Joey van Zegeren.  
 Attendance: 5268

Score by periods	1st	2nd	Total
NC State	35	36	71
Virginia Tech	25	39	64

Last FG - ST 2nd-01:18, VT 2nd-00:43.  
 Largest lead - ST by 15 2nd-07:23, VT None.  
 Score tied - 0 times.  
 Lead changed - 0 times.

Points	In	Off	2nd	Fast	Bench
ST	38	19	9	9	10
VT	22	6	9	6	11

## Game #26 - Clemson 73, NC State 56

Feb. 18, 2014 - Clemson, S.C.

#	Player	Total		3-Ptr		Rebounds			PF	TP	A TO Blk Stl				Min
		FG-FGA	FG-FGA	FT-FTA	Off Def Tot	PF	TP	A TO Blk Stl							
24	Warren, T.J.	f	8-15	2-4	2-4	0 5 5	4 20	1 6 2 1	37						
32	Washington, Kyle	f	3-6	0-0	1-2	0 0 0	3 7	0 2 0 2	26						
14	Vandenberg, Jordan	c	0-0	0-0	0-2	1 0 1	3 0	0 1 0 0	8						
12	Lewis, Tyler	g	1-1	0-0	2-2	1 0 1	1 4	4 0 0 0	20						
22	Turner, Ralston	g	3-10	3-8	2-2	0 2 2	3 11	0 1 0 1	31						
02	Barber, Anthony		1-5	0-2	0-0	1 2 3	2 2	5 2 0 0	24						
05	Lee, Desmond		1-5	0-0	2-2	2 3 5	1 4	1 0 0 0	24						
10	Freeman, Lennard		0-0	0-0	0-0	0 0 0	0 0	0 0 0 0	12						
21	Any, BeeJay		4-4	0-0	0-0	1 1 2	2 8	0 1 1 0	18						
	Team				3 2 5			1							
	Totals		21-46	5-14	9-14	9 15 24	19 56	11 14 3 4	200						

FG % 1st Half: 11-20 55.0% 2nd half: 10-26 38.5% Game: 21-46 45.7% Deadball Rebounds 2  
 3FG % 1st Half: 3-6 50.0% 2nd half: 2-8 25.0% Game: 5-14 35.7%  
 FT % 1st Half: 8-10 80.0% 2nd half: 1-4 25.0% Game: 9-14 64.3%

### Clemson 73 • 16-9, 7-6 ACC

#	Player	Total		3-Ptr		Rebounds			PF	TP	A TO Blk Stl				Min
		FG-FGA	FG-FGA	FT-FTA	Off Def Tot	PF	TP	A TO Blk Stl							
05	BLOSSOMGAME, Jaron	f	3-6	1-1	0-0	2 4 6	2 7	1 1 0 1	24						
32	McDANIELS, K.J.	f	3-6	0-3	6-6	2 2 4	3 12	2 3 6 0	31						
50	DJITTE, Sidy	c	0-1	0-0	0-0	1 0 1	2 0	0 1 0 1	11						
12	HALL, Rod	g	6-10	0-2	8-8	1 2 3	2 20	2 3 0 0	32						
21	HARRISON, Damarcus	g	4-11	2-4	4-4	1 3 4	3 14	2 0 0 2	31						
01	AJUKWA, Austin		1-2	0-0	0-0	0 1 1	2 2	0 0 0 0	7						
02	FIELDS, Carson		0-0	0-0	0-0	0 0 0	0 0	0 0 0 0	1						
03	FILER, Adonis		2-7	2-4	1-2	0 0 0	0 7	2 0 0 1	22						
20	ROPER, Jordan		0-0	0-0	0-0	0 0 0	2 0	0 0 0 0	4						
33	SMITH, Josh		1-1	0-0	0-0	0 0 0	1 2	0 1 0 0	8						
35	NNOKO, Landry		3-4	0-0	3-6	2 4 6	1 9	0 2 3 1	29						
	Team				3 3 6										
	Totals		23-48	5-14	22-26	12 19 31	18 73	9 11 9 6	200						

FG % 1st Half: 12-25 48.0% 2nd half: 11-23 47.8% Game: 23-48 47.9% Deadball Rebounds 2  
 3FG % 1st Half: 2-8 25.0% 2nd half: 3-6 50.0% Game: 5-14 35.7%  
 FT % 1st Half: 6-8 75.0% 2nd half: 16-18 88.9% Game: 22-26 84.6%

Officials: Jamie Luckie, Bryan Kersey, Lamar Simpson  
 Technical fouls: NC State-None. Clemson-None.  
 Attendance: 6987  
 Inagrand one on NC State #22 at 17:40 in second half.

## Game #29 - Miami 85, NC State 70

### March 1, 2014 - PNC Arena

#	Player	Total		3-Ptr		Rebounds			PF	TP	A	TO	Blk	Stl	Min
		FG-FGA	FG-FGA	FT-FTA	FT-FTA	Off	Def	Tot							
04	Akpejori,Raphael	* 0-0	0-0	0-0	1 0 1	1	0	1	1	0	1	0	0	0	9
15	Brown,Rion	* 7-13	1-4	5-8	1 4 5	2	20	2	1	0	1	1	0	1	37
21	Swoope,Erik	* 6-8	0-0	3-3	2 4 6	3	15	1	1	1	0	1	0	0	37
23	Jekiri,Tonye	* 5-7	0-0	4-5	6 7 13	5	14	0	1	1	2	34			
25	Adams,Garrius	* 3-9	0-2	10-12	0 3 3	3	16	4	3	0	2	31			
05	Reed,Davon	2-3	1-1	0-0	0 0 0	2	5	0	1	0	0	9			
20	Lecomte,Manu	4-6	3-3	4-4	0 2 2	2	15	3	3	0	0	36			
22	Kirk,Donnavan	0-0	0-0	0-0	0 0 0	1	0	0	1	0	0	7			
Team					1 1 2										
Totals		27-46	5-10	26-32	11 21 32	19	85	11	11	2	5	200			

FG % 1st Half: 12-24 50.0% 2nd half: 15-22 68.2% Game: 27-46 58.7% Deadball Rebounds 2  
 3FG % 1st Half: 3-5 60.0% 2nd half: 2-5 40.0% Game: 5-10 50.0%  
 FT % 1st Half: 10-13 76.9% 2nd half: 16-19 84.2% Game: 26-32 81.3%

#### NC State 70 • 17-12, 7-9

#	Player	Total		3-Ptr		Rebounds			PF	TP	A	TO	Blk	Stl	Min
		FG-FGA	FG-FGA	FT-FTA	FT-FTA	Off	Def	Tot							
12	Lewis, Tyler	* 3-4	1-1	0-0	0 0 0	3	7	2	1	0	0	24			
14	Vandenberg, Jordan	* 0-1	0-0	0-2	1 0 1	4	0	3	0	0	1	12			
22	Turner, Ralston	* 2-7	2-6	3-3	0 2 2	3	9	0	2	1	0	25			
24	Warren, T.J.	* 8-18	0-3	4-6	5 2 7	5	20	1	3	0	3	35			
32	Washington, Kyle	* 3-7	0-0	7-9	2 3 5	1	13	1	0	0	0	32			
02	Barber, Anthony	2-2	0-0	0-0	0 0 0	2	4	2	2	0	0	17			
05	Lee, Desmond	3-7	3-6	1-2	1 1 2	10	2	0	0	1	28				
10	Freeman, Lennard	2-4	0-0	1-2	1 0 1	0	5	2	0	0	0	14			
21	Any, BeeJay	1-2	0-0	0-0	0 0 0	1	2	0	1	0	0	13			
Team					2 4 6										
Totals		24-52	6-16	16-24	12 12 24	21	70	13	9	1	5	200			

FG % 1st Half: 13-25 52.0% 2nd half: 11-27 40.7% Game: 24-52 46.2% Deadball Rebounds 3  
 3FG % 1st Half: 4-7 57.1% 2nd half: 2-9 22.2% Game: 6-16 37.5%  
 FT % 1st Half: 6-10 60.0% 2nd half: 10-14 71.4% Game: 16-24 66.7%

Officials: Sean Hull, Tim Kelly, Jeff Anderson  
 Technical fouls: University of Miami-None. NC State-None.  
 Attendance: 13932  
 Fouled Out: UM: #23 Jekiri, T. @ 0:36.4 in 2nd half  
 NC State: #24 Warren, T.J. @ 0:26.5 in 2nd half

Score by periods	1st	2nd	Total
University of Miami	37	48	85
NC State	36	34	70

Points	In Paint	Off T/O	2nd Chance	Fast Break	Bench
UM	36	12	16	8	20
ST	28	14	11	13	21

## Game #31 - NC State vs. Boston College

### March 9, 2014 - PNC Arena

#### Boston College 68 • 8-23, 4-14

#	Player	Total		3-Ptr		Rebounds			PF	TP	A	TO	Blk	Stl	Min
		FG-FGA	FG-FGA	FT-FTA	FT-FTA	Off	Def	Tot							
05	Caudill,KC	* 1-2	0-0	1-2	2 1 3	2	3	0	1	0	0	21			
12	Anderson,Ryan	* 6-15	0-0	3-3	1 4 5	2	15	1	0	0	1	36			
21	Hanlan, Olivier	* 10-17	2-5	7-8	0 2 2	4	29	5	1	0	1	32			
25	Rahon,Joe	* 3-8	1-4	1-1	1 3 4	4	8	2	0	0	0	31			
33	Heckmann,Patrick	* 0-4	0-2	1-2	1 1 2	5	1	0	0	0	0	15			
00	Owens,Garland	2-2	0-0	1-2	0 0 0	1	5	0	0	0	1	14			
04	Odio,Eddie	0-0	0-0	0-0	0 0 0	4	0	0	1	0	1	6			
11	Magarity,Will	2-6	1-1	0-0	4 2 6	1	5	0	1	1	0	17			
20	Jackson,Lonnie	0-3	0-3	2-2	0 1 1	1	2	2	2	0	1	22			
23	Dragicevich,Alex	0-0	0-0	0-0	0 0 0	0	0	0	0	0	0	5			
31	Rubin,Danny	0-0	0-0	0-0	0 0 0	0	0	0	0	0	0	1			
Team					2 2 4										
Totals		24-57	4-15	16-20	11 16 27	24	68	10	8	1	5	200			

FG % 1st Half: 11-30 36.7% 2nd half: 13-27 48.1% Game: 24-57 42.1% Deadball Rebounds 1  
 3FG % 1st Half: 2-9 22.2% 2nd half: 2-6 33.3% Game: 4-15 26.7%  
 FT % 1st Half: 7-8 87.5% 2nd half: 9-12 75.0% Game: 16-20 80.0%

#### NC State 78 • 19-12, 9-9

#	Player	Total		3-Ptr		Rebounds			PF	TP	A	TO	Blk	Stl	Min
		FG-FGA	FG-FGA	FT-FTA	FT-FTA	Off	Def	Tot							
12	Lewis, Tyler	* 3-5	2-3	0-0	2 2 4	1	8	5	1	0	0	24			
14	Vandenberg, Jordan	* 1-2	0-0	0-0	1 5 6	3	2	1	1	1	0	17			
22	Turner, Ralston	* 2-6	1-3	0-0	0 2 2	1	5	2	0	0	0	14			
24	Warren, T.J.	* 14-23	0-2	14-17	4 9 13	3	42	3	2	1	3	39			
32	Washington, Kyle	* 1-3	0-0	2-2	0 0 0	1	4	0	1	0	0	19			
02	Barber, Anthony	1-2	0-0	4-4	0 0 0	2	6	3	0	0	1	16			
05	Lee, Desmond	4-7	1-2	2-2	0 1 1	3	11	1	3	0	0	25			
10	Freeman, Lennard	0-4	0-0	0-0	1 4 5	1	0	0	0	0	0	26			
21	Any, BeeJay	0-1	0-0	0-2	1 1 2	1	0	0	0	3	0	20			
Team					4 0 4										
Totals		26-53	4-10	22-27	13 24 37	16	78	15	9	5	4	200			

FG % 1st Half: 16-32 50.0% 2nd half: 10-21 47.6% Game: 26-53 49.1% Deadball Rebounds 3,1  
 3FG % 1st Half: 2-6 33.3% 2nd half: 2-4 50.0% Game: 4-10 40.0%  
 FT % 1st Half: 8-8 100.0 2nd half: 14-19 73.7% Game: 22-27 81.5%

Officials: Roger Ayers, Ray Natili, Tony Greene  
 Technical fouls: Boston College-None. NC State-None.  
 Attendance: 14316  
 Fouled out: BC: #33 Heckmann, P. at 1:19 in 2nd half

Score by periods	1st	2nd	Total
Boston College	31	37	68
NC State	42	36	78

Points	In Paint	Off T/O	2nd Chance	Fast Break	Bench
BC	26	13	10	10	12
ST	28	13	14	16	17

Last FG - BC 2nd-00:37, ST 2nd-00:49.  
 Largest lead - BC by 6 1st-16:06, ST by 14 2nd-18:14.

Score tied - 12 times.  
 Lead changed - 11 times.

## Game #30 - NC State at Pittsburgh

### March 3, 2014 - Pittsburgh, Pa.

#	Player	Total		3-Ptr		Rebounds			PF	TP	A	TO	Blk	Stl	Min
		FG-FGA	FG-FGA	FT-FTA	FT-FTA	Off	Def	Tot							
24	Warren, T.J.	f 16-22	3-5	6-7	2 3 5	1	41	3	2	1	4	38			
32	Washington, Kyle	f 0-3	0-0	0-2	0 0 0	2	0	1	1	0	0	19			
14	Vandenberg, Jordan	c 0-1	0-0	2-2	2 0 2	4	2	3	0	0	0	16			
12	Lewis, Tyler	g 2-3	2-3	0-0	0 2 2	1	6	2	1	0	0	19			
22	Turner, Ralston	g 1-8	1-6	1-2	1 1 2	2	4	1	1	0	0	22			
02	Barber, Anthony	3-4	1-1	2-4	0 5 5	3	9	5	0	0	0	21			
05	Lee, Desmond	0-7	0-4	0-1	0 5 5	3	0	0	0	0	0	22			
10	Freeman, Lennard	3-5	0-0	4-7	6 2 8	3	10	0	0	0	1	24			
21	Any, BeeJay	1-2	0-0	0-0	1 1 2	2	2	0	1	0	0	19			
Team					1 3 4										
Totals		26-55	7-19	15-25	13 22 35	21	74	15	6	1	5	200			

FG % 1st Half: 11-29 37.9% 2nd half: 15-26 57.7% Game: 26-55 47.3% Deadball Rebounds 5  
 3FG % 1st Half: 1-8 12.5% 2nd half: 6-11 54.5% Game: 7-19 36.8%  
 FT % 1st Half: 8-12 66.7% 2nd half: 7-13 53.8% Game: 15-25 60.0%

#### Pitt 67 • (22-8, 10-7 ACC)

#	Player	Total		3-Ptr		Rebounds			PF	TP	A	TO	Blk	Stl	Min
		FG-FGA	FG-FGA	FT-FTA	Off	Def	Tot								
02	Young,Michael	f	2-5	1-2	2-2	1	1	2	2	7	1	0	0	2	22
21	Patterson,Lamar	f	4-12	2-8	7-12	0	3	3	4	17	6	2	0	0	32
42	Zanna,Talib	c	3-5	0-0	5-6	1	8	9	3	11	0	1	1	0	35
00	Robinson,James	g	2-4	1-3	0-0	0	1	1	5	5	5	2	0	0	26
03	Wright,Cameron	g	0-1	0-0	0-0	0	0	0	4	0	2	1	0	0	19
01	Artis,Jamel		3-6	1-2	0-1	0	2	2	1	7	2	0	1	0	18
11	Randall,Derrick		0-0	0-0	0-0	0	3	3	0	0	0	1	1	0	5
12	Jones,Chris		0-1	0-1	0-0	0	1	1	1	0	0	0	0	0	9
13	Newkirk,Josh		7-8	5-5	1-2	0	1	1	1	20	2	1	0	1	34
	Team					0	1	1							
Totals			21-42	10-21	15-23	0	21	23	21	67	18	8	3	3	200
FG % 1st Half: 13-22 59.1% 2nd half: 8-20 40.0% Game: 21-42 50.0% Deadball															
3FG % 1st Half: 6-11 54.5% 2nd half: 4-10 40.0% Game: 10-21 47.6% Rebounds															
FT % 1st Half: 4-6 66.7% 2nd half: 11-17 64.7% Game: 15-23 65.2% 5															



# 2013-14 Wolfpack Basketball

@PackMensBball - @Mark\_Gottfried

## Game #33 - NC State 66, #11 Syracuse 63 March 14, 2014 - Greensboro, N.C.

### NC State 66 • 21-12

#	Player	Total		3-Ptr		Rebounds			PF	TP	A	TO	Blk	Stl	Min
		FG-FGA	FG-FGA	FT-FTA	Off Def Tot	PF	TP	A TO Blk Stl							
4	Warren, T.J.	f	9-21	0-3	10-12	2 6 8	3 28	2 1 2 0	40						
14	Washington, Kyle	f	1-5	0-0	1-2	2 5 7	3 3	1 0 0 0	20						
4	Vandenberg, Jordan	c	5-5	0-0	0-0	0 5 5	3 10	0 1 1 0	31						
2	Lewis, Tyler	g	2-5	2-3	1-2	0 0 0	1 7	2 1 0 0	17						
12	Turner, Ralston	g	3-7	3-7	0-0	0 0 0	4 9	2 1 0 0	26						
12	Barber, Anthony	g	1-2	0-0	2-2	1 0 1	2 4	6 4 0 2	26						
15	Lee, Desmond		0-2	0-1	1-2	0 0 0	1 1	1 0 0 0	11						
0	Freeman, Lennard		2-3	0-0	0-1	2 4 6	2 4	0 1 0 0	20						
1	Any, BeeJay		0-0	0-0	0-0	0 2 2	1 0	0 0 0 0	9						
	Team				1 3 4										
	Totals		23-50	5-14	15-21	8 25 33	20 66	14 9 3 2	200						

FG % 1st Half: 10-25 40.0% 2nd half: 13-25 52.0% Game: 23-50 46.0% Deadball Rebounds 4  
3FG % 1st Half: 2-7 28.6% 2nd half: 3-7 42.9% Game: 5-14 35.7%  
FT % 1st Half: 6-10 60.0% 2nd half: 9-11 81.8% Game: 15-21 71.4%

### Syracuse 63 • 27-5

#	Player	Total		3-Ptr		Rebounds			PF	TP	A	TO	Blk	Stl	Min
		FG-FGA	FG-FGA	FT-FTA	Off Def Tot	PF	TP	A TO Blk Stl							
13	Jerami Grant	f	5-7	0-0	9-13	4 6 10	4 19	1 2 1 1	40						
5	C.J. Fair	f	3-16	0-2	3-4	0 5 5	2 9	1 1 1 1	40						
15	Rakeem Christmas	f	1-4	0-0	1-2	2 2 4	4 3	0 0 3 0	21						
0	Trevor Cooney	g	1-6	1-6	2-2	1 1 2	2 5	0 1 0 0	30						
1	Tyler Ennis	g	6-18	3-8	6-6	2 3 5	2 21	7 1 0 4	39						
10	Michael Gbinije		2-3	0-1	0-0	1 1 2	1 4	0 1 0 0	11						
2	Baye Moussa Keita		0-1	0-0	2-2	2 1 3	2 2	0 1 1 0	19						
	Team				3 2 5										
	Totals		18-55	4-17	23-29	15 21 36	17 63	9 7 6 6	200						

FG % 1st Half: 7-27 25.9% 2nd half: 11-28 39.3% Game: 18-55 32.7% Deadball Rebounds 3  
3FG % 1st Half: 1-6 16.7% 2nd half: 3-11 27.3% Game: 4-17 23.5%  
FT % 1st Half: 10-12 83.3% 2nd half: 13-17 76.5% Game: 23-29 79.3%

Officials: Jamie Luckie, Mike Eades, Jerry Heater  
Technical fouls: NC State-None. Syracuse-None.  
Attendance: 21533  
2014 ACC Tournament Game #10 - Quarterfinals#2 Syracuse vs. #7 NC State

Score by periods	1st	2nd	Total
NC State	28	38	66
Syracuse	25	38	63

Last FG - ST 2nd-01:38, SU 2nd-00:26.  
Largest lead - ST by 10 2nd-11:02, SU by 4 1st-12:18.  
Score tied - 11 times.  
Lead changed - 10 times.

## Game #35 - NC State vs. Xavier March 18, 2014 - Dayton, Ohio

### NC State 74 • 22-13

#	Player	Total		3-Ptr		Rebounds			PF	TP	A	TO	Blk	Stl	Min
		FG-FGA	FG-FGA	FT-FTA	Off Def Tot	PF	TP	A TO Blk Stl							
24	Warren, T.J.	f	10-18	0-2	5-8	1 4 5	2 25	2 3 0 3	33						
32	Washington, Kyle	f	3-3	0-0	0-0	0 2 2	3 6	0 1 0 0	11						
14	Vandenberg, Jordan	c	4-5	0-0	1-1	1 3 4	2 9	2 2 4 0	25						
12	Lewis, Tyler	g	3-6	1-3	0-1	0 3 3	0 7	8 1 0 0	32						
22	Turner, Ralston	g	6-11	3-7	2-2	0 3 3	2 17	2 1 0 1	33						
02	Barber, Anthony		1-1	0-0	0-0	0 0 0	0 2	0 1 0 0	8						
05	Lee, Desmond		0-4	0-2	4-4	0 1 1	0 4	1 0 1 0	13						
10	Freeman, Lennard		1-3	0-0	0-0	2 4 6	1 2	1 0 1 0	30						
21	Any, BeeJay		1-2	0-0	0-0	1 2 3	4 2	0 0 3 0	15						
	Team				1 1 2										
	Totals		29-53	4-14	12-16	6 23 29	14 74	16 9 9 4	200						

FG % 1st Half: 13-27 48.1% 2nd half: 16-26 61.5% Game: 29-53 54.7% Deadball Rebounds 1  
3FG % 1st Half: 2-7 28.6% 2nd half: 2-7 28.6% Game: 4-14 28.6%  
FT % 1st Half: 6-7 85.7% 2nd half: 6-9 66.7% Game: 12-16 75.0%

### Xavier 59 • 21-13

#	Player	Total		3-Ptr		Rebounds			PF	TP	A	TO	Blk	Stl	Min
		FG-FGA	FG-FGA	FT-FTA	Off Def Tot	PF	TP	A TO Blk Stl							
20	Martin, Justin	f	3-12	0-6	2-2	0 4 4	2 8	1 2 0 1	38						
31	Philmore, Isaiah	f	4-6	0-0	3-4	2 2 4	0 11	0 0 0 0	35						
40	Stainbrook, Matt	c	9-15	0-0	1-4	4 5 9	1 19	0 2 0 0	27						
00	Christon, Semaj	g	6-11	1-2	1-2	0 2 2	3 14	4 7 0 1	39						
11	Davis, Dee	g	1-4	1-3	2-2	1 2 3	5 5	2 2 0 1	36						
01	Reynolds, Jalen		0-4	0-0	2-2	2 5 7	4 2	0 0 0 0	16						
02	Farr, James		0-0	0-0	0-0	0 0 0	0 0	0 0 0 0	0+						
03	Randolph, Brandon		0-0	0-0	0-0	0 0 0	0 0	0 0 0 0	1						
15	Davis, Myles		0-3	0-3	0-0	0 0 0	2 0	0 0 0 0	7						
35	Stenger, Erik		0-0	0-0	0-0	0 0 0	0 0	0 0 0 0	1						
	Team				2 0 2										
	Totals		23-55	2-14	11-16	11 20 31	17 59	7 13 0 3	200						

FG % 1st Half: 13-25 52.0% 2nd half: 10-30 33.3% Game: 23-55 41.8% Deadball Rebounds 3,1  
3FG % 1st Half: 0-4 0.0% 2nd half: 2-10 20.0% Game: 2-14 14.3%  
FT % 1st Half: 2-2 100.0% 2nd half: 9-14 64.3% Game: 11-16 68.8%

Officials: Joseph DeRosa, Doug Sirmons, Gene Steratore (Mike Sanzere)  
Technical fouls: NC State-None. Xavier-None.  
Attendance: 12077  
2014 NCAA Division I Men's Basketball Championship  
First Round - Midwest Region

Score by periods	1st	2nd	Total
NC State	34	40	74
Xavier	28	31	59

Last FG - ST 2nd-00:18, XU 2nd-00:50.  
Largest lead - ST by 17 2nd-02:41, XU by 2 1st-19:06.  
Score tied - 2 times.  
Lead changed - 1 time.

## Game #34 - #7 Duke 75, NC State 67 March 15, 2014 - Greensboro, N.C.

#	Player	Total		3-Ptr		Rebounds			PF	TP	A	TO	Blk	Stl	Min
		FG-FGA	FG-FGA	FT-FTA	Off Def Tot	PF	TP	A TO Blk Stl							
24	Warren, T.J.	f	10-22	0-2	1-4	6 2 8	4 21	2 2 0 2	39						
32	Washington, Kyle	f	2-4	0-0	1-1	1 3 4	2 5	0 0 0 0	15						
14	Vandenberg, Jordan	c	3-4	0-0	0-0	1 2 3	2 6	3 0 1 0	26						
12	Lewis, Tyler	g	0-1	0-1	0-0	0 1 1	2 0	5 1 0 0	19						
22	Turner, Ralston	g	2-10	2-10	0-0	1 0 1	4 6	1 2 0 1	27						
02	Barber, Anthony		4-5	0-0	4-4	0 2 2	0 12	1 1 0 0	23						
05	Lee, Desmond		1-3	0-1	2-2	0 0 0	3 4	0 1 0 0	14						
10	Freeman, Lennard		5-6	0-0	3-3	4 5 9	1 13	1 0 0 1	30						
21	Any, BeeJay		0-0	0-0	0-0	0 0 0	1 0	0 0 1 0	7						
	Team				0 0 0										
	Totals		27-55	2-14	11-14	13 15 28	19 67	13 7 2 4	200						

FG % 1st Half: 16-24 66.7% 2nd half: 11-31 35.5% Game: 27-55 49.1% Deadball Rebounds 1,1  
3FG % 1st Half: 1-4 25.0% 2nd half: 1-10 10.0% Game: 2-14 14.3%  
FT % 1st Half: 5-6 83.3% 2nd half: 6-8 75.0% Game: 11-14 78.6%

### Duke 75 • 26-7

#	Player	Total		3-Ptr		Rebounds			PF	TP	A	TO	Blk	Stl	Min
		FG-FGA	FG-FGA	FT-FTA	Off Def Tot	PF	TP	A TO Blk Stl							
01	Jabari Parker	f	8-15	0-1	4-7	3 5 8	3 20	0 2 0 1	37						
05	Rodney Hood	f	4-10	2-6	4-6	0 2 2	3 14	3 1 1 0	37						
21	Amile Jefferson	f	3-3	0-0	0-0	3 4 7	1 6	2 0 0 2	31						
03	Tyler Thornton	g	1-3	1-3	0-0	0 1 1	4 3	2 1 0 1	25						
14	Rasheed Sulaimon	g	7-12	1-3	1-6	0 2 2	2 16	0 0 0 0	36						
02	Quinn Cook		4-5	3-4	3-4	1 2 3	1 14	3 1 0 0	22						
13	Matt Jones		0-0	0-0	0-0	0 0 0	0 0	1 0 0 0	4						
15	Josh Hairston		1-1	0-0	0-0	0 0 0	2 2	1 0 0 0	6						
40	Marshall Plumlee		0-0	0-0	0-0	1 0 1	2 0	0 0 0 0	2						
	Team				3 0 3										
	Totals		28-49	7-17	12-23	11 16 27	18 75	12 6 1 4	200						

FG % 1st Half: 15-30 50.0% 2nd half: 13-19 68.4% Game: 28-49 57.1% Deadball Rebounds 5,1  
3FG % 1st Half: 5-12 41.7% 2nd half: 2-5 40.0% Game: 7-17 41.2%  
FT % 1st Half: 4-4 100.0% 2nd half: 8-19 42.1% Game: 12-23 52.2%

Officials: Bryan Kersey, Les Jones, Brian Dorsey  
Technical fouls: NC State-None. Duke-None.  
Attendance: 21533  
2014 ACC Tournament Game #13 - Semifinals#3 Duke vs. #7 NC State

Score by periods	1st	2nd	Total
NC State	38	29	67
Duke	39	36	75

Points In Off 2nd Fast Bench  
ST Paint T/O Chance Break 9  
DU 30 8 13 4 29  
15 4 16

## Game #36 - NC State vs. Saint Louis March 20, 2014 - Orlando, Fla.



# #1 Trevor Lacey

G | 6-3 | 220 | Jr.

Huntsville, Ala. | Butler (Alabama)

- \* Sitting out the 2013-14 season to satisfy NCAA transfer rules
- \* Started 52 games at Alabama, averaging 9.4 points
- \* Only Alabama player to start every game last season
- \* Twice named Mr. Basketball in Alabama

**Before State (at Alabama):** Played 69 games over two seasons at Alabama, making 52 starts ... averaged 9.3 points, 3.4 rebounds and 2.5 assists per game while shooting .346 from 3-point range ... Alabama went 44-25 during his time in Tuscaloosa ... averaged 11.3 points per game, made a team-high 62 treys and was the only player to start every game for Alabama in 2012-13 ... led the team with 115 assists and was second with 51 steals ... scored career-high 23 points and made five treys vs. West Alabama (Nov. 11) ... totaled 20 points vs. Oregon States (Nov. 15) ... posted 21 points at Texas Tech (Dec. 19) ... scored 19 points with five 3-pointers at Ole Miss (March 5) ... scored 7.3 points with 3.0 rebounds and shot .797 at the foul line as a freshman in 2011-12 ... scored 19 points in win over Georgia (Jan. 7, 2012) ... scored 18 points vs. Tennessee (Feb. 18, 2012).

**High School:** One of the nation's top prospects coming out of high school ... ranked 24th nationally by Rivals and 40th by ESPN ... four-time first team all-state selection and earned Parade All-America honors ... led Butler High School to three state championships and was state finals MVP two times ... voted Alabama's Mr. Basketball twice, becoming only one of two players to earn that award multiple times ... named 2011 4A Alabama High School Player of the Year ... averaged 31.4 points, 8.0 rebounds, 3.1 steals and 2.6 assists as a senior in 2010-11 ... earned 2010 5A Alabama High School Player of the Year recognition after averaging 22.6 points and 7.6 rebounds per game as a junior.

**Personal:** Born October 13, 1991 ... son of William Pride and Freda Lacey.

## Career/Season Highs

### Minutes

Career: 43, at LSU (2/23/13)  
2012-13: Same

### Points

Career: 23, vs. West Alabama (11/11/12)  
2012-13: Same

### Rebounds

Career: 10, vs. LSU (1/11/12)  
2012-13: 7 (2x), last vs. LSU (2/9/13)

### Assists

Career: 8, vs. Maryland (3/26/13)  
2012-13: Same

### Field Goals Made

Career: 8, at Texas Tech (12/19/12)  
2012-13: Same

### Field Goal Attempts

Career: 15, at Ole Miss (3/5/13)  
2012-13: Same

### 3-point Field Goals

Career: 5, at Ole Miss (3/5/13)  
2012-13: Same

### 3-point Attempts

Career: 9, at Ole Miss (3/5/13)  
2012-13: Same

### Free Throws Made

Career: 9, vs. Tennessee (2/18/12)  
2012-13: 6 (2x), at Vanderbilt (2/2/13)

### Free Throw Attempts

Career: 12, vs. Tennessee (2/18/12)  
2012-13: 8 (2x), last at Vanderbilt (2/2/13)

### Steals


Career: 5, vs. Charleston Southern (11/23/12)  
2012-13: Same

### Blocks

Career: 2 (3x), last at Tennessee (1/26/13)  
2012-13: Same

## LACEY CAREER STATS (AT ALABAMA)

Year	GP-GS	Min	Avg	FG-FGA	Pct	3FG-FGA	Pct	FT-FTA	Pct	Off-Def	Tot-Avg	PF-FO	A	TO	Blk	Stl	Pts	Avg
2011-12	33-16	815	24.7	79-191	.414	31-103	.301	51-64	.797	13-86	99-3.0	45-0	59	54	2	28	240	7.3
2012-13	36-36	1128	31.3	135-344	.392	62-166	.373	74-103	.718	8-130	138-3.8	67-2	115	81	15	51	406	11.3
<b>Totals</b>	<b>69-52</b>	<b>1943</b>	<b>28.2</b>	<b>214-535</b>	<b>.400</b>	<b>93-269</b>	<b>.346</b>	<b>125-167</b>	<b>.749</b>	<b>21-216</b>	<b>237-3.4</b>	<b>112-2</b>	<b>174</b>	<b>135</b>	<b>17</b>	<b>79</b>	<b>646</b>	<b>9.4</b>



## #2 Anthony 'Cat' Barber

G | 6-2 | 170 | Fr.

Newport News, Va. | Hampton

\* Started 18 games, averaging 8.5 points per game

\* 2013 McDonald's All-American

\* Coach Gottfried calls him one of the best on-the-ball defenders he has coached

\* No. 9 recruit in 2013 class by Scout and Rivals

**2013-14 Highlights:** Started 19 games, averaging 8.5 points per game on .403 shooting ... has 124 assists this season and ranks 9th in ACC in assist-turnover ratio (2.07:1) ... scored 13 points in collegiate debut vs. Appalachian State (Nov. 8) ... moved into the starting lineup after scoring a career-high 22 points vs. NC Central (Nov. 20) ... totaled 19 points and 4 assists vs. Long Beach St. (Dec. 7) ... scored 11 points vs. Campbell (Nov. 16) ... recorded a career-high 8 assists against East Carolina (Dec. 21) ... scored 17 points at UNCG (12/30) ... played a career-high 36 minutes against Pittsburgh (Jan. 4) ... led team in assists (14) and steals (4) at ACC Tournament ... dished 7 assists vs. no turnovers vs. Miami (March 13).

**Before State:** Ranked among the top point guards in the 2013 class ... appeared on the rankings board published by ESPN (11), Scout.com (9) and Rivals.com (9) ... totaled 11 points and 4 assists in the 2013 McDonald's All-American Game ... finished his prep career as the all-time leading scorer in his district, totaling 2,097 points ... averaged 21.3 points per game as a junior and was named 2012 Group AAA Player of the Year ... led Hampton to a 27-6 record and state championship as a junior ... scored 20.2 points per game as a senior, leading his team to a 22-6 record ... played with teammate Beejay Anya in the US vs. Florida All-Star Game in March 2013.

Opponent	FG	3FG	FT	Reb	PF	Pts	Ast	TO	Blk	Stl	Min
Appalachian St. (11/8)	5-7	1-1	2-3	1-2-3	2	13	6	2	0	0	29
at Cincinnati (11/12)	2-6	1-1	3-6	0-1-1	2	8	2	1	0	1	29
Campbell (11/16)	5-8	1-1	0-0	1-1-2	2	11	0	2	0	0	29
NC Central (11/20)	5-11	0-3	12-16	2-0-2	2	22	3	1	0	1	32
Florida Gulf Coast (11/26) *	5-8	0-0	2-2	0-2-2	1	12	6	5	0	0	27
Eastern Kentucky (11/30) *	6-9	0-0	0-0	0-2-2	3	12	5	3	0	0	32
Northwestern (12/4) *	3-9	1-3	0-0	0-4-4	2	7	5	1	0	1	23
Long Beach St. (12/7) *	7-15	2-5	3-4	1-2-3	1	19	4	2	0	1	35
Detroit (12/14) *	2-9	0-3	0-0	0-1-1	4	4	4	1	0	1	16
at Tennessee (12/18) *	4-9	0-0	4-4	1-5-6	2	12	4	6	0	0	33
East Carolina (12/21) *	7-13	1-3	1-3	0-2-2	2	16	8	1	0	1	31
Missouri (12/28) *	2-11	0-3	2-6	1-2-3	4	6	6	1	0	1	23
at UNCG (12/30) *	4-14	0-1	9-13	0-4-4	0	17	6	3	0	2	35
Pittsburgh (1/4) *	2-10	0-0	5-5	1-5-6	2	9	7	4	0	0	36
at Notre Dame (1/7) *	4-12	1-2	7-8	0-1-1	2	16	1	0	1	0	23
Virginia (1/11) *	1-6	0-1	1-2	0-1-1	0	3	1	2	0	0	25
at Wake Forest (1/15) *	3-12	0-2	3-4	0-2-2	2	9	4	1	0	2	34
at Duke (1/18) *	2-6	0-1	3-4	0-2-2	1	7	3	4	0	1	31
Maryland (1/20) *	5-13	0-2	3-4	1-2-3	1	13	4	0	0	1	34
Georgia Tech (1/26) *	3-9	0-2	0-0	0-1-1	1	6	5	1	0	0	22
Florida St. (1/29) *	2-7	0-1	0-0	0-1-1	0	4	4	1	0	1	24
at North Carolina (2/1) *	6-15	0-1	0-2	1-3-4	3	12	1	2	0	1	33
at Miami (2/8)	0-3	0-1	0-0	0-1-1	1	0	3	1	0	0	13
Wake Forest (2/11)	4-6	2-4	0-0	1-0-1	2	10	2	3	0	0	16
at Syracuse (2/15)	1-5	1-1	0-0	0-0-0	2	3	0	3	0	0	12
at Clemson (2/18)	1-5	0-2	0-0	1-2-3	2	2	5	2	0	0	24
at Virginia Tech (2/22)	0-1	0-1	0-0	0-0-0	0	0	0	0	0	0	4
North Carolina (2/26)	1-3	0-0	2-4	1-0-1	0	4	1	0	0	1	13
Miami (3/1)	2-2	0-0	0-0	0-0-0	2	4	2	2	0	0	17
at Pittsburgh (3/3)	3-4	1-1	2-4	0-5-5	1	9	5	0	0	0	21
Boston College (3/9)	1-2	0-0	4-4	0-0-0	2	6	3	0	0	1	16
Miami (3/13)	2-5	0-0	1-2	0-0-0	3	5	7	0	0	2	22
Syracuse (3/14)	1-2	0-0	2-2	1-0-1	2	4	6	4	0	2	26
Duke (3/15)	4-5	0-0	4-4	0-2-2	0	12	1	1	0	0	23
Xavier (3/18)	1-1	0-0	0-0	0-0-0	0	2	0	1	0	0	8

### Career/Season Highs

#### Minutes

Career: 36, vs. Pittsburgh (1/4/14)  
2013-14: Same

#### Points

Career: 22, vs. NC Central (11/20/13)  
2013-14: Same

#### Rebounds

Career: 6 (2x), last vs. Pittsburgh (1/4/14)  
2013-14: Same

#### Assists

Career: 8, vs. East Carolina (12/21/13)  
2013-14: Same

#### Field Goals Made

Career: 7 (2x), last vs. East Carolina (12/21/13)  
2013-14: Same

#### Field Goal Attempts

Career: 15 (2x), last at North Carolina (2/1/14)  
2013-14: Same

#### 3-point Field Goals Made

Career: 2 (2x), last vs. Wake Forest (2/11/14)  
2013-14: Same

#### 3-point Attempts

Career: 5, vs. Long Beach St. (12/7/13)  
2013-14: Same

#### Free Throws Made

Career: 12, vs. NC Central (11/20/13)  
2013-14: Same

#### Free Throw Attempts

Career: 16, vs. NC Central (11/20/13)  
2013-14: Same

#### Steals

Career: 2 (4x), last vs. Syracuse (3/14/14)  
2013-14: Same

#### Blocks

Career: 1, at Notre Dame (1/7/14)  
2013-14: Same

### NC State When Barber...

	Season	Career
Double-Figure Scoring	11-3	11-3
Double-Figure Rebounds	0-0	0-0
Double-Double	0-0	0-0
Leads NCSU in Points	1-1	1-1
Leads NCSU in Rebs	0-0	0-0
20+ Point Games	0-1	0-1
30+ Point Games	0-0	0-0

### BARBER CAREER STATS

Year	GP-GS	Min	Avg	FG-FGA	Pct	3FG-FGA	Pct	FT-FTA	Pct	Off-Def	Tot-Avg	PF-FO	A	TO	Blk	Stl	Pts	Avg
2013-14	35-18	851	24.3	106-263	.403	12-46	.261	75-106	.708	14-56	70-2.0	58-0	124	61	1	21	299	8.5
<b>Totals</b>	<b>35-18</b>	<b>851</b>	<b>24.3</b>	<b>106-263</b>	<b>.403</b>	<b>12-46</b>	<b>.261</b>	<b>75-106</b>	<b>.708</b>	<b>14-56</b>	<b>70-2.0</b>	<b>58-0</b>	<b>124</b>	<b>61</b>	<b>1</b>	<b>21</b>	<b>299</b>	<b>8.5</b>



# #5 Desmond Lee

G | 6-4 | 200 | Jr.

Norfolk, Va. | Washington (New Mexico J.C.)

- \* Scored 24 points on 10-for-12 shooting in season opener
- \* Ranked 10th among JuCo recruits in the 2013 class
- \* 2013 Junior College All-American
- \* Explosive athlete, with team-best 41-inch vertical leap
- \* Was also a standout high school quarterback in Virginia

**2013-14 Highlights:** Starter in 19 games and averaging 24.5 minutes per game ... fourth on the team with 8.3 points per game ... shooting .385 from the floor ... .724 foul shooter ... has 16 games with double-figure scoring ... scored 24 points on 10-for-12 shooting in season opener vs. Appalachian State (Nov. 8) ... recorded a career-high five assists against Eastern Kentucky (Nov. 30) ... scored 15 points vs. Long Beach State (Dec. 7) and at UNCG (Dec. 30) ... had game-winning putbacks vs. Maryland and Georgia Tech ... scored 18 points - all in second half - at North Carolina (Feb. 1) ... scored 10 and made a career-high 3 treys vs. Miami (March 1) ... scored 11 points vs. Boston College (March 9).

**Personal:** Born March 3, 1990 ... son of Diane Lee ... has two older brothers .. has a daughter, Sah'riah Finney-Lee ... sports management major.

Opponent	FG	3FG	FT	Reb	PF	Pts	Ast	TO	Blk	Stl	Min
Appalachian St. (11/8)	* 10-12	1-2	3-3	1-3-4	3	24	2	1	0	2	36
at Cincinnati (11/12)	* 4-13	0-3	2-4	1-3-4	1	10	1	2	0	1	33
Campbell (11/16)	* 5-10	0-2	1-4	1-4-5	2	11	1	1	0	2	28
NC Central (11/20)	* 2-5	0-3	8-12	2-6-8	5	12	1	5	0	2	35
Florida Gulf Coast (11/26)	* 4-8	0-0	1-2	0-4-4	4	9	1	1	0	0	24
Eastern Kentucky (11/30)	* 1-6	1-5	2-2	1-5-6	0	5	5	2	0	1	31
Northwestern (12/4)	* 1-5	0-2	0-0	0-2-2	2	2	2	0	0	1	22
Long Beach St. (12/7)	* 4-7	1-3	6-6	1-3-4	2	15	2	2	0	0	25
Detroit (12/14)	* 2-8	2-5	3-4	0-2-2	2	9	1	5	0	0	26
at Tennessee (12/18)	* 4-12	1-1	1-3	1-2-3	2	10	0	1	0	0	28
East Carolina (12/21)	* 2-6	1-3	1-1	1-1-2	1	6	0	0	0	0	16
Missouri (12/28)	* 3-7	2-3	4-4	0-2-2	1	12	2	0	0	0	25
at UNCG (12/30)	* 5-9	0-1	5-7	1-3-4	2	15	3	3	0	1	31
Pittsburgh (1/4)	* 1-5	1-2	2-2	0-1-1	3	5	2	4	0	1	25
at Notre Dame (1/7)	* 3-10	1-4	5-6	0-4-4	1	12	3	1	0	1	28
Virginia (1/11)	* 2-7	0-2	6-10	0-5-5	1	10	1	2	0	0	34
at Wake Forest (1/15)	* 0-2	0-1	6-8	1-2-3	1	6	1	1	0	0	25
at Duke (1/18)	* 2-4	1-1	0-0	2-1-3	4	5	3	4	0	0	28
Maryland (1/20)	* 3-8	0-0	8-11	1-2-3	2	14	2	4	0	4	36
Georgia Tech (1/26)	4-8	0-1	3-4	1-3-4	1	11	1	3	0	1	34
Florida St. (1/29)	4-8	0-0	3-3	2-2-4	1	11	4	1	0	1	30
at North Carolina (2/1)	7-11	0-1	4-7	1-2-3	1	18	3	3	0	2	30
at Miami (2/8)	0-2	0-1	3-4	1-1-2	1	3	1	4	0	2	16
Wake Forest (2/11)	1-3	1-1	3-4	1-2-3	3	6	5	2	0	2	16
at Syracuse (2/15)	0-1	0-1	1-2	1-2-3	2	1	1	2	0	0	16
at Clemson (2/18)	1-5	0-0	2-2	2-3-5	1	4	1	0	0	0	24
at Virginia Tech (2/22)	1-7	1-6	1-2	0-0-0	1	4	1	1	0	0	15
North Carolina (2/26)	2-5	1-3	1-2	0-0-0	1	6	1	0	0	1	20
Miami (3/1)	3-7	3-6	1-2	1-1-2	2	10	2	0	0	1	28
at Pittsburgh (3/3)	0-7	0-4	0-1	0-5-5	3	0	0	0	0	0	22
Boston College (3/9)	4-7	1-2	2-2	0-1-1	3	11	1	3	0	0	25
Miami (3/13)	1-2	0-0	2-2	0-2-2	1	4	1	0	0	0	7
Syracuse (3/14)	0-2	0-1	1-2	0-0-0	1	1	1	0	0	0	11
Duke (3/15)	1-3	0-1	2-2	0-0-0	3	4	0	1	0	0	14
Xavier (3/18)	0-4	0-2	4-4	0-1-1	0	4	1	0	1	0	13

## Career/Season Highs

### Minutes

Career: 36 (2x), last vs. Maryland (1/20/14)  
2013-14: Same

### Points

Career: 24, vs. Appalachian St. (11/8/13)  
2013-14: Same

### Rebounds

Career: 8, vs. NC Central (11/20/13)  
2013-14: Same

### Assists

Career: 5 (2x), last vs. Wake Forest (2/11/14)  
2013-14: Same

### Field Goals Made

Career: 10, vs. Appalachian St. (11/8/13)  
2013-14: Same

### Field Goal Attempts

Career: 13, at Cincinnati (11/12/13)  
2013-14: Same

### 3-point Field Goals Made

Career: 3, vs. Miami (3/1/14)  
2013-14: Same

### 3-point Attempts

Career: 6 (2x), vs. Miami (3/1/14)  
2013-14: Same

### Free Throws Made

Career: 8 (2x), last vs. Maryland (1/20/14)  
2013-14: Same

### Free Throw Attempts

Career: 12, vs. NC Central (11/20/13)  
2013-14: Same

### Steals

Career: 4, vs. Maryland (1/20/14)  
2013-14: Same

### Blocks

Career: 0  
2013-14: Same

## NC State When Lee...

	Season	Career
Double-Figure Scoring	10-6	10-6
Double-Figure Rebounds	0-0	0-0
Double-Double	0-0	0-0
Leads NCSU in Points	0-1	0-1
Leads NCSU in Rebs	0-1	0-1
20+ Point Games	1-0	1-0
30+ Point Games	0-0	0-0

## LEE CAREER STATS (AT NC STATE)

Year	GP-GS	Min	Avg	FG-FGA	Pct	3FG-FGA	Pct	FT-FTA	Pct	Off-Def	Tot-Avg	PF-FO	A	TO	Blk	Stl	Pts	Avg
2013-14	35-19	857	24.5	87-226	.385	19-73	.260	97-134	.724	24-80	104-3.0	64	1	57	59	26	290	8.3
Totals	35-19	857	24.5	87-226	.385	19-73	.260	97-134	.724	24-80	104-3.0	64	1	57	59	26	290	8.3





# #10 Lennard Freeman

**F | 6-8 | 245 | Fr.**  
**Washington, D.C. | Oak Hill Academy (Va.)**

- \* Power forward who brings toughness
- \* Signed during late period after successful senior year at Oak Hill Academy
- \* Just turned 18 years old on Dec. 10
- \* One of the strongest and fastest athletes on the team

**2013-14 Highlights:** Bruising power forward who turned 18 years old on Dec. 10 ... made 11 starts and played 22.6 minutes per game ... averaging 5.6 rebounds per game ... shot .519 from the floor ... second on team with 119 defensive rebounds ... scored 8 points with 7 boards vs. Campbell (Nov. 16) ... made first career start in NC Central game ... posted career-high 10 points and 10 rebounds against Northwestern (Dec. 4) ... recorded a career-high with 13 rebounds against Long Beach St. (Dec. 7) ... scored 10 points and pulled in 8 boards at Pitt (March 3) ... finished with a career-high 13 points on 5-of-6 shooting against Duke in ACC semifinal (March 15).

**Before State:** Signed with NC State in the 2013 spring period ... four-year varsity letterwinner at three schools ... averaged 8.6 points and 9.8 rebounds at Oak Hill in 2012-13 ... played two seasons at St. John's College High School in Maryland earning all-conference honors in 2012 ... played AAU ball with current teammate BeeJay Anya on Team Takeover ... AAU team placed second at 16U AAU National Tournament in Orlando, Fla. ... played in Elite Youth Basketball League in summer of 2012.

Opponent	FG	3FG	FT	Reb	PF	Pts	Ast	TO	Blk	Stl	Min
Appalachian St. (11/8)	3-3	0-0	0-2	0-6-6	1	6	2	1	0	0	19
at Cincinnati (11/12)	1-2	0-0	1-3	3-2-5	4	3	0	0	1	1	23
Campbell (11/16)	4-4	0-0	0-3	5-2-7	3	8	2	1	1	2	19
NC Central (11/20)	* 1-3	0-0	0-1	1-3-4	5	2	0	2	1	0	27
Fla. Gulf Coast (11/26)	* 0-3	0-0	2-4	0-4-4	0	2	2	0	1	2	32
Eastern Kentucky (12/7)	* 1-1	0-0	1-5	1-5-6	0	3	1	1	0	0	26
Northwestern (12/4)	* 5-6	0-0	0-0	5-5-10	1	10	1	0	1	0	30
Long Beach St. (12/7)	* 2-2	0-0	0-0	3-10-13	3	4	1	2	0	0	37
Detroit (12/14)	* 0-0	0-0	0-2	2-7-9	2	0	2	3	0	0	30
at Tennessee (12/18)	* 2-4	0-0	4-4	4-5-9	4	8	1	0	1	0	20
East Carolina (12/21)	* 2-4	0-0	0-1	1-5-6	1	4	0	1	0	1	24
Missouri (12/28)	* 0-0	0-0	0-0	0-2-2	1	0	0	0	0	0	24
at UNCG (12/30)	* 3-7	0-0	0-5	5-3-8	3	6	0	0	0	1	28
Pittsburgh (1/4)	* 1-1	0-0	2-2	0-4-4	0	4	0	0	0	1	24
at Notre Dame (1/7)	2-3	0-0	1-3	0-5-5	0	5	1	0	0	2	21
Virginia (1/11)	1-1	0-0	2-2	1-1-2	1	4	1	0	0	0	18
at Wake Forest (1/15)	3-5	0-0	0-0	2-3-5	4	6	0	1	0	0	23
at Duke (1/18)	--DNP--										
Maryland (1/20)	1-3	0-0	1-2	0-3-3	2	3	0	0	0	0	14
Georgia Tech (1/26)	3-5	0-0	0-1	2-1-3	2	6	0	0	0	0	23
Florida St. (1/29)	1-5	0-0	1-2	5-2-7	2	3	1	2	1	1	20
at North Carolina (2/1)	1-2	0-0	2-3	2-3-5	3	4	0	1	1	0	22
at Miami (2/8)	0-1	0-0	2-2	2-4-6	1	2	0	0	0	0	27
Wake Forest (2/11)	0-2	0-0	0-1	2-6-8	3	0	0	0	0	0	26
at Syracuse (2/15)	0-5	0-0	1-2	2-1-3	0	1	0	0	0	0	10
at Clemson (2/18)	0-0	0-0	0-0	0-0-0	0	0	0	0	0	0	12
at Virginia Tech (2/22)	2-3	0-0	2-4	3-2-5	4	6	0	0	0	1	17
North Carolina (2/26)	1-1	0-0	0-0	1-1-2	1	2	0	0	0	0	10
Miami (3/1)	2-4	0-0	1-2	1-0-1	0	5	2	0	0	0	14
at Pittsburgh (3/3)	3-5	0-0	4-7	6-2-8	3	10	0	0	0	1	24
Boston College (3/9)	0-4	0-0	0-0	1-4-5	1	0	0	0	0	0	26
Miami (3/13)	1-3	0-0	0-0	3-5-8	1	2	2	1	0	0	25
Syracuse (3/14)	2-3	0-0	0-1	2-4-6	2	4	0	1	0	0	19
Duke (3/15)	5-6	0-0	3-3	4-5-9	1	13	1	0	0	1	30
Xavier (3/18)	1-3	0-0	0-0	2-4-6	1	2	1	0	1	0	30

## Career/Season Highs

### Minutes

Career: 37, vs. Long Beach St. (12/7/13)  
 2013-14: Same

### Points

Career: 13, vs. Duke (3/14/14)  
 2013-14: Same

### Rebounds

Career: 13, vs. Long Beach St. (12/7/13)  
 2013-14: Same

### Assists

Career: 2 (6x), last vs. Miami (3/13/14)  
 2013-14: Same

### Field Goals Made

Career: 5 (2x), last vs. Duke (3/15/14)  
 2013-14: Same

### Field Goal Attempts

Career: 7, at UNCG (12/30/2013)  
 2013-14: Same

### 3-point Field Goals Made

Career: 0  
 2013-14: Same

### 3-point Attempts

Career: 0  
 2013-14: Same

### Free Throws Made

Career: 4 (2x), last at Pitt (3/3/14)  
 2013-14: Same

### Free Throw Attempts

Career: 7, at Pitt (3/3/14)  
 2013-14: Same

### Steals

Career: 2 (3x), last at Notre Dame (1/7/14)  
 2013-14: Same

### Blocks

Career: 1 (8x), last at North Carolina (2/1/14)  
 2013-14: Same

## NC State When Freeman...

	Season	Career
Double-Figure Scoring	2-1	2-1
Double-Figure Rebounds	2-0	2-0
Double-Double	1-0	1-0
Leads NCSU in Points	0-0	0-0
Leads NCSU in Rebs	6-1	6-1
20+ Point Games	0-0	0-0
30+ Point Games	0-0	0-0

## FREEMAN CAREER STATS

Year	GP-GS	Min	Avg	FG-FGA	Pct	3FG-FGA	Pct	FT-FTA	Pct	Off-Def	Tot-Avg	PF-FO	A	TO	Blk	Stl	Pts	Avg
2013-14	34-11	775	22.8	54-104	.519	0-0	.000	30-67	.448	71-119	190-5.6	60-1	21	17	9	14	138	4.1
<b>Totals</b>	<b>34-11</b>	<b>775</b>	<b>22.8</b>	<b>54-104</b>	<b>.519</b>	<b>0-0</b>	<b>.000</b>	<b>30-67</b>	<b>.448</b>	<b>71-119</b>	<b>190-5.6</b>	<b>60-1</b>	<b>21</b>	<b>17</b>	<b>9</b>	<b>14</b>	<b>138</b>	<b>4.1</b>





# #12 Tyler Lewis

G | 5-11 | 170 | So.

Statesville, N.C. | Oak Hill Academy (Va.)

- \* Scored 15 points with 6 assists vs. App State
- \* Has 169 career assists and 52 career turnovers
- \* 2nd in ACC in Assist-Turnover Ratio
- \* Gained 15 pounds of muscle in offseason
- \* 2012 McDonald's All-American, one of 3 in NCSU's 2012 recruiting class

**2013-14 Highlights:** Started 17 games this season, playing 19.7 minutes per game ... started last 13 games of season ... second in ACC with 4.2:1 assist-to-turnover ratio, which would break Sidney Lowe's school record ... had 70 assists against 15 turnovers in ACC play ... in last 10 games, has 49 assists vs. 7 turnovers ... shooting team-best .732 at foul line ... played a span of 93:57 in February without a turnover ... scored 15 points vs. Appalachian State (11/8) ... recorded career highs of 9 assists and 8 rebounds vs. Campbell (Nov. 16) ... dished team-high 7 assists vs. Northwestern (Dec. 4) ... made a season-high two 3-point field goals and scored 10 points vs. Georgia Tech (Jan. 26) ... had 11 assists with no turnovers at Virginia Tech (Feb. 22).

**2012-13 - Freshman Season:** Played in 34 of the team's 35 contests, averaging 12.4 minutes per game ... posted averages of 3.5 points and 1.1 rebounds per game ... passed 48 assists against just 22 turnovers ... shot 55-for-64 (.859) at the foul line ... also hit 31-of-35 (.886) free throws in league action ... saw 36 minutes of action against Miami, scoring a career-best 16 points (hitting 8-of-9 free throws) with five assists (Feb. 2) ... made his first career start at Duke, playing a career-best 39 minutes and totaling 13 points, and six assists vs. just one turnover (Feb. 7) ... tallied 13 points in 21 minutes off the bench in win against Va. Tech (Feb. 16).

Opponent	FG	3FG	FT	Reb	PF	Pts	Ast	TO	Blk	Stl	Min
Appalachian St. (11/8)	* 4-7	1-3	6-6	0-1-1	3	15	6	1	0	1	28
at Cincinnati (11/12)	* 2-8	1-4	2-2	0-1-1	3	7	3	2	0	0	29
Campbell (11/16)	* 3-11	0-3	0-0	2-6-8	1	6	9	1	0	0	34
NC Central (11/20)	* 4-11	0-3	0-0	1-2-3	4	8	1	1	0	1	39
Florida Gulf Coast (11/26)	0-1	0-0	2-2	0-0-0	2	2	2	0	0	0	10
Eastern Kentucky (11/30)	3-4	0-1	0-1	0-0-0	1	6	1	1	0	0	11
Northwestern (12/4)	0-4	0-1	0-0	0-1-1	2	0	7	1	0	0	16
Long Beach St. (12/7)	1-3	0-1	0-0	0-0-0	1	2	1	1	0	0	5
Detroit (12/14)	1-5	1-1	3-5	1-2-3	3	6	7	2	0	1	26
at Tennessee (12/18)	0-1	0-0	0-0	0-0-0	1	0	1	1	0	0	8
East Carolina (12/21)	0-3	0-1	1-2	0-1-1	1	1	4	0	0	0	9
Missouri (12/28)	0-3	0-2	1-2	1-0-1	1	1	2	1	0	0	18
at UNCG (12/30)	0-0	0-0	0-0	0-1-1	0	0	0	1	0	0	5
Pittsburgh (1/4)	0-1	0-0	0-0	0-0-0	0	0	0	1	0	0	5
at Notre Dame (1/7)	1-2	0-1	0-0	0-0-0	1	2	4	1	0	0	17
Virginia (1/11)	1-4	0-1	2-2	0-1-1	1	4	2	1	0	0	18
at Wake Forest (1/15)	0-0	0-0	0-0	0-0-0	0	0	1	1	0	0	6
at Duke (1/18)	3-5	0-1	0-0	0-0-0	0	6	0	2	0	0	15
Maryland (1/20)	1-3	0-2	0-0	0-0-0	1	2	3	0	0	0	16
Georgia Tech (1/26)	4-6	2-3	0-0	0-1-1	0	10	3	1	0	1	16
Florida St. (1/29)	3-9	0-4	0-0	0-2-2	1	6	7	0	0	0	22
at North Carolina (2/1)	1-6	0-2	5-6	0-0-0	1	7	0	0	0	1	19
at Miami (2/8)	* 1-5	1-3	0-0	1-0-1	2	3	3	2	0	0	27
Wake Forest (2/11)	* 2-4	0-2	0-0	0-0-0	1	4	7	2	0	0	23
at Syracuse (2/15)	* 0-3	0-1	0-0	1-1-2	3	0	6	0	0	0	28
at Clemson (2/18)	* 1-1	0-0	2-2	1-0-1	1	4	4	0	0	0	20
at Virginia Tech (2/22)	* 2-7	0-4	4-6	1-2-3	1	8	11	0	0	1	36
North Carolina (2/26)	* 1-6	1-3	1-2	0-3-3	3	4	6	1	0	1	31
Miami (3/1)	* 3-4	1-1	0-0	0-0-0	3	7	2	1	0	0	24
at Pittsburgh (3/3)	* 2-3	2-3	0-0	0-2-2	1	6	2	1	0	0	19
Boston College (3/9)	* 3-5	2-3	0-0	2-2-4	1	8	5	1	0	0	24
Miami (3/13)	* 0-3	0-2	0-0	0-0-0	2	0	4	0	0	0	18
Syracuse (3/14)	* 2-5	2-3	1-2	0-0-0	1	7	2	1	0	0	18
Duke (3/15)	* 0-1	0-1	0-0	0-1-1	2	0	5	1	0	0	19
Xavier (3/18)	* 3-6	1-3	0-1	0-3-3	0	7	8	1	0	0	32

## Career/Season Highs

### Minutes

Career: 39 (2x), last vs. NC Central (11/20/13)  
2013-14: 39, vs. NC Central (11/20/13)

### Points

Career: 16, vs. Miami (2/2/13)  
2013-14: 15, vs. Appalachian St. (11/8/13)

### Rebounds

Career: 8, vs. Campbell (11/16/13)  
2013-14: 8, vs. Campbell (11/16/13)

### Assists

Career: 11, at Virginia Tech (2/22/14)  
2013-14: 11, at Virginia Tech (2/22/14)

### Field Goals Made

Career: 4 (4x), last vs. Georgia Tech (1/26/14)  
2013-14: 4 (2x), last vs. Georgia Tech (1/26/14)

### Field Goal Attempts

Career: 11 (2x), last vs. NC Central (11/20/13)  
2013-14: Same

### 3-point Field Goals Made

Career: 2 (5x), last vs. Syracuse (3/14/14)  
2013-14: 2 (4x), last vs. Syracuse (3/14/14)

### 3-point Attempts

Career: 4 (3x), last at Virginia Tech (2/22/14)  
2013-14: 4 (3x), last at Virginia Tech (2/22/14)

### Free Throws Made

Career: 8, vs. Miami (2/2/13)  
2013-14: 6, vs. Appalachian St. (11/8/13)

### Free Throw Attempts

Career: 9, vs. Miami (2/2/13)  
2013-14: 6 (3x), last at Virginia Tech (2/22/14)

### Steals

Career: 2, vs. Penn State (11/15/12)  
2013-14: 1 (7x), last vs. North Carolina (2/26/14)

### Blocks

Career: 1 (2x), last at Florida State (3/9/13)  
2013-14: 0

## NC State When Lewis...

	Season	Career
Double-Figure Scoring	2-0	3-2
Double-Figure Rebounds	0-0	0-0
Double-Double	0-0	0-0
Leads NCSU in Points	0-0	0-0
Leads NCSU in Rebs	1-0	1-0
20+ Point Games	0-0	0-0
30+ Point Games	0-0	0-0

## LEWIS CAREER STATS

Year	GP-GS	Min	Avg	FG-FGA	Pct	3FG-FGA	Pct	FT-FTA	Pct	Off-Def	Tot-Avg	PF-FO	A	TO	Blk	Stl	Pts	Avg
2012-13	34-2	423	12.4	28-74	.378	7-24	.292	55-64	.859	5-33	38-1.1	34-0	48	22	2	6	118	3.5
2013-14	35-17	691	19.7	52-150	.347	15-63	.238	30-41	.732	11-33	44-1.3	49-0	129	31	0	7	149	4.3
<b>Totals</b>	<b>69-19</b>	<b>1114</b>	<b>16.1</b>	<b>80-224</b>	<b>.357</b>	<b>22-87</b>	<b>.253</b>	<b>85-105</b>	<b>.810</b>	<b>16-66</b>	<b>82-1.2</b>	<b>83-0</b>	<b>177</b>	<b>53</b>	<b>2</b>	<b>13</b>	<b>267</b>	<b>3.9</b>



# #14 Jordan Vandenberg

C | 7-1 | 245 | R-Sr.  
Melbourne, Australia | Australia Institute of Sport

- \* Fifth-year senior and the only senior on the roster
- \* Suffered ankle sprain in exhibition vs. UNCP
- \* Scored 18 points with 7 dunks vs. ECU
- \* 9th in the ACC in blocked shots
- \* Lost 40 pounds in the offseason
- \* Attended same school as Andrew Bogut, Luc Longley and Patty Mills

**2013-14 - Senior Season:** Only senior on the team ... made 31 starts, playing 21.9 minutes per game ... ranks 9th in ACC in blocked shots ... missed season's first four games after suffering high ankle sprain during first half of Oct. 30 exhibition vs. UNC Pembroke ... averaging 4.7 points in 31 games played and has totaled 43 blocks ... ranks 8th in ACC in blocks ... made season debut vs. Florida Gulf Coast, totaling 7 points and 10 rebounds (Nov. 26) ... scored career-high 14 points and had 6 dunks vs. Eastern Kentucky (Nov. 30) ... recorded a career-high 5 blocks against Northwestern (Dec. 4) ... scored a career-high 18 points and dunked 7 times against East Carolina (Dec. 21) ... scored 10 points at Wake Forest (Jan. 15) ... scored 10 points on 5-for-5 shooting in ACC tourney vs. Syracuse (March 14).

Opponent	FG	3FG	FT	Reb	PF	Pts	Ast	TO	Blk	Stl	Min
Appalachian St. (11/8)					--DNP--						
at Cincinnati (11/12)					--DNP--						
Campbell (11/16)					--DNP--						
NC Central (11/20)					--DNP--						
Florida Gulf Coast (11/26)	* 3-6	0-0	1-2	4-6-10	4	7	2	1	2	0	21
Eastern Kentucky (11/30)	* 7-9	0-0	0-0	4-4-8	3	14	1	1	2	0	29
Northwestern (12/4)	* 6-8	0-0	0-0	0-3-3	3	12	0	0	5	0	31
Long Beach St. (12/7)	* 1-1	0-0	0-0	1-4-5	4	2	2	0	3	1	26
Detroit (12/14)	* 2-2	0-0	1-2	0-4-4	5	5	0	0	2	0	21
at Tennessee (12/18)	* 1-2	0-0	0-0	1-1-2	3	2	0	0	4	0	12
East Carolina (12/21)	* 9-10	0-0	0-0	2-3-5	1	18	2	0	3	0	28
Missouri (12/28)	* 1-1	0-0	0-0	3-0-3	4	2	2	2	0	0	22
at UNCG (12/30)	* 1-2	0-0	0-0	2-2-4	4	2	0	1	0	0	29
Pittsburgh (1/4)	* 2-3	0-0	0-0	2-3-5	3	4	0	1	4	1	26
at Notre Dame (1/7)	* 2-4	0-0	0-0	3-8-11	2	4	1	1	2	0	27
Virginia (1/11)	* 0-1	0-0	0-0	1-2-3	2	0	0	1	0	0	15
at Wake Forest (1/15)	* 4-5	0-0	2-2	4-3-7	4	10	0	2	1	0	28
at Duke (1/18)	* 2-2	0-0	0-1	2-5-7	2	4	0	2	1	0	26
Maryland (1/20)	* 1-1	0-0	0-0	1-3-4	1	2	0	0	1	0	22
Georgia Tech (1/26)	* 2-2	0-0	0-0	1-0-1	4	4	3	0	2	1	25
Florida St. (1/29)	* 2-2	0-0	0-0	0-2-2	4	4	0	0	0	0	13
at North Carolina (2/1)	* 0-0	0-0	0-0	1-3-4	2	0	1	0	0	0	10
at Miami (2/8)	* 2-4	0-0	0-0	2-3-5	4	4	0	1	0	0	26
Wake Forest (2/11)	* 2-2	0-0	0-0	1-3-4	4	4	0	0	0	1	15
at Syracuse (2/15)	* 0-1	0-0	0-0	2-4-6	4	0	0	0	0	0	27
at Clemson (2/18)	* 0-0	0-0	0-2	1-0-1	3	0	0	1	0	0	8
at Virginia Tech (2/22)	* 2-6	0-0	0-0	5-0-5	5	4	1	0	0	0	21
North Carolina (2/26)	* 1-1	0-0	2-2	2-5-7	3	4	1	0	4	0	23
Miami (3/1)	* 0-1	0-0	0-2	1-0-1	4	0	3	0	0	1	12
at Pittsburgh (3/3)	* 0-1	0-0	2-2	2-0-2	4	2	3	0	0	0	16
Boston College (3/9)	* 1-2	0-0	0-0	1-5-6	3	2	1	1	1	0	14
Miami (3/13)	* 1-5	0-0	2-3	3-1-4	3	4	2	1	0	3	32
Syracuse (3/14)	* 5-5	0-0	0-0	0-5-5	3	10	0	1	1	0	30
Duke (3/15)	* 3-4	0-0	0-0	1-2-3	2	6	3	0	1	0	26
Xavier (3/18)	* 4-5	0-0	1-1	1-3-4	2	9	2	2	4	0	25

## Career/Season Highs

### Minutes

Career: 32, vs. Miami (1/13/14)  
2013-14: Same

### Points

Career: 18, vs. East Carolina (12/21/13)  
2013-14: Same

### Rebounds

Career: 11 (2x), last at Notre Dame (1/7/14)  
2013-14: 11, at Notre Dame (1/7/14)

### Assists

Career: 4, vs. Fairleigh Dickinson (11/27/10)  
2013-14: 3 (3x), last at Pitt (3/3/14)

### Field Goals Made

Career: 9, vs. East Carolina (12/21/13)  
2013-14: Same

### Field Goal Attempts

Career: 10, vs. East Carolina (12/21/13)  
2013-14: Same

### 3-point Field Goals

Career: 0  
2013-14: 0

### 3-point Attempts

Career: 1, vs. Wake Forest (3/6/13)  
2013-14: 0

### Free Throws Made

Career: 3 (2x), last vs. Georgetown (11/21/10)  
2013-14: 2, vs. North Carolina (2/26/14)

### Free Throw Attempts

Career: 4 (2x), last vs. Georgetown (11/21/10)  
2013-14: 3, at Florida State (3/9/13)

### Steals

Career: 1 (16x), last vs. Miami (3/1/14)  
2013-14: 1 (4x), last vs. Miami (3/1/14)

### Blocks

Career: 5, vs. Northwestern (12/4/13)  
2013-14: 5, vs. Northwestern (12/4/13)

## NC State When Vandenberg...

	Season	Career
Double-Figure Scoring	4-1	4-1
Double-Figure Rebounds	2-0	2-1
Double-Double	0-0	0-0
Leads NCSU in Points	0-0	0-0
Leads NCSU in Rebs	2-0	2-1

## VANDBERG CAREER STATS

Year	GP-GS	Min	Avg	FG-FGA	Pct	3FG-FGA	Pct	FT-FTA	Pct	Off-Def	Tot-Avg	PF-FO	A	TO	Blk	Stl	Pts	Avg
2009-10	23-1	173	7.5	9-28	.321	0-0	----	5-9	.556	11-31	42-1.8	25-0	4	6	18	5	23	1.0
2010-11	12-0	141	11.8	8-14	.571	0-0	----	5-9	.545	11-14	25-2.0	23-1	7	7	11	2	21	1.8
2011-12	7-1	83	11.9	7-8	.875	0-0	----	0-1	.000	7-12	19-2.7	14-0	6	4	5	0	14	2.0
2012-13	23-1	124	5.4	8-16	.500	0-1	.000	1-4	.250	6-10	16-0.7	25-0	1	6	9	4	17	0.7
2013-14	31-31	680	21.9	67-98	.684	0-0	.000	11-19	.579	54-87	141-4.5	99-2	30	19	43	8	145	4.7
<b>Totals</b>	<b>96-34</b>	<b>1201</b>	<b>12.5</b>	<b>99-164</b>	<b>.604</b>	<b>0-1</b>	<b>.000</b>	<b>22-42</b>	<b>.524</b>	<b>89-154</b>	<b>243-2.5</b>	<b>186-3</b>	<b>45</b>	<b>42</b>	<b>86</b>	<b>19</b>	<b>220</b>	<b>2.3</b>



## Raleigh, N.C. | Broughton

## #20 Patrick Wallace

## Charlotte, N.C. | Myers Park

- \* Walk-on who may be best 3-point shooter on the team
- \* Made game-tying 3-pointer with 2.7 seconds left in regulation vs. NC Central
- \* Shoots 300 made 3-pointers every day in addition to practice

**Before State:** Earned three varsity letters in football and two in basketball at Broughton ... was an all-conference basketball honoree as a senior ... led high school team to state title game, where it lost 56-53 to Charlotte Olympic ... helped Broughton to a pair of conference championships ... was a heavily-recruited tight end on the gridiron before suffering a torn meniscus while landing on a slam dunk during his junior year ... high school coach was Jeff Ferrell.

**Personal:** Born November 29, 1994 ... son of Tina and Brian Brickhouse ... has an older brother, Nate, and a younger brother, Matt ... communication major.

**Before State:** Earned two varsity letters at Myers Park High School before playing a year at Brewster Academy ... averaged six points and two assists per game at Brewster ... earned all-conference honors in both of his varsity seasons at Myers Park ... averaged 17 points and three assists per game and made 86 3-pointers as a senior at Myers Park in 2011-12 ... named team captain at MPHS twice, leading the team to a pair of playoff appearances ... high school coaches were Wes Hepler and Jason Smith ... named Best Shooter at 2011 Bob Gibbons Camp ... played AAU for the Charlotte Reign .... AAU coach was Scott Herrmann.

**Personal:** Born June 3, 1994 ... son of Alex and Laura Wallace ... has two younger sisters ... enrolled in First-Year College, but it interested in studying finance.

Opponent	FG	3FG	FT	Reb	PF	Pts	Ast	TO	Blk	Stl	Min
Appalachian St. (11/8)	1-1	1-1	0-0	0-0-0	0	3	0	0	0	0	1
at Cincinnati (11/12)				--DNP--							
Campbell (11/16)	1-1	1-1	0-0	0-0-0	0	3	0	0	0	0	1
NC Central (11/20)	1-2	1-2	0-0	0-0-0	1	3	1	0	0	0	6
Florida Gulf Coast (11/26)	1-1	1-1	0-0	0-0-0	0	3	0	0	0	0	2
Eastern Kentucky (11/30)				--DNP--							
Northwestern (12/4)	0-3	0-3	0-0	0-1-1	1	0	0	0	0	0	3
Long Beach St. (12/7)				--DNP--							
Detroit (12/14)				--DNP--							
at Tennessee (12/18)				--DNP--							
East Carolina (12/21)				--DNP--							
Missouri (12/28)				--DNP--							
at UNCG (12/30)				--DNP--							
Pittsburgh (1/4)				--DNP--							
at Notre Dame (1/7)				--DNP--							
Virginia (1/11)				--DNP--							
at Wake Forest (1/15)				--DNP--							
at Duke (1/18)				--DNP--							
Maryland (1/20)				--DNP--							
Georgia Tech (1/26)				--DNP--							
Florida St. (1/29)				--DNP--							
at North Carolina (2/1)				--DNP--							
at Miami (2/8)				--DNP--							
Wake Forest (2/11)	0-1	0-1	0-0	0-0-0	1	0	0	0	0	0	1
at Syracuse (2/15)				--DNP--							
at Clemson (2/18)				--DNP--							
at Virginia Tech (2/22)				--DNP--							
North Carolina (2/26)				--DNP--							
Miami (3/1)				--DNP--							
at Pittsburgh (3/3)				--DNP--							
Boston College (3/9)				--DNP--							
Miami (3/13)				--DNP--							
Syracuse (3/14)				--DNP--							
Duke (3/15)				--DNP--							
Xavier (3/18)				--DNP--							

Year	GP-GS	Min	Avg	FG-FGA	Pct	3FG-FGA	Pct	FT-FTA	Pct	Off-Def	Tot-Avg	PF-FO	A	TO	Blk	Stl	Pts	Avg
2013-14	4-0	4	1.0	0-0	.000	0-0	.000	0-0	.000	0-0	0-0.0	1-0	0	0	0	0	0	0.0
<b>Totals</b>	<b>4-0</b>	<b>4</b>	<b>1.0</b>	<b>0-0</b>	<b>.000</b>	<b>0-0</b>	<b>.000</b>	<b>0-0</b>	<b>.000</b>	<b>0-0</b>	<b>0-0.0</b>	<b>1-0</b>	<b>0</b>	<b>0</b>	<b>0</b>	<b>0</b>	<b>0</b>	<b>0.0</b>

Year	GP-GS	Min	Avg	FG-FGA	Pct	3FG-FGA	Pct	FT-FTA	Pct	Off-Def	Tot-Avg	PF-FO	A	TO	Blk	Stl	Pts	Avg
2013-14	6-0	14	2.3	4-9	.444	4-9	.444	0-0	.000	0-1	1-0.2	3-0	1	0	0	0	12	2.0
<b>Totals</b>	<b>6-0</b>	<b>14</b>	<b>2.3</b>	<b>4-9</b>	<b>.444</b>	<b>4-9</b>	<b>.444</b>	<b>0-0</b>	<b>.000</b>	<b>0-1</b>	<b>1-0.2</b>	<b>3-0</b>	<b>1</b>	<b>0</b>	<b>0</b>	<b>0</b>	<b>12</b>	<b>2.0</b>



## #21 BeeJay Anya

F | 6-9 | 325 | Fr.

Gaithersburg, Md. | DeMatha Catholic

- \* All-Metro standout in Washington, D.C. area
- \* Played for U17 Team USA squad in 2012
- \* Played at powerhouse high school DeMatha
- \* Has 7-9 wingspan, the longest ever recorded by NBA Draft Express database

**2013-14 Highlights:** Key reserve, playing 11.8 minutes per game ... stands 10th in ACC in blocked shots ... shooting .587 from the floor... third on the team with 13 dunks ... totaled 4 points, 4 rebounds and 3 blocks vs. Campbell (Nov. 16) ... scored 6 points vs. Florida Gulf Coast (Nov. 26) ... played a career-high 24 minutes with a career-high 5 blocks at Tennessee (Dec. 18) ... tied career best with 5 blocked shots in win over ECU (Dec. 21) ... set a career-high with 6 rebounds against Virginia (Jan. 11) ... injured knee after 1 minute vs. Florida State (Jan. 29) ... scored 8 points at Clemson (Feb. 18) ... scored career-high 10 points against North Carolina (Feb. 26) ... recorded three blocks against Xavier in the opening round of the NCAA Tournament (March 18).

**Before State:** One of the top-ranked centers in the 2013 class ... appeared on rankings board published by ESPN (32), Scout.com (44) and Rivals.com (49) ... two-time first team All-Metropolitan honoree by the Washington Post ... four-year letterwinner and three-year starter for one of the nation's top prep programs, DeMatha Catholic ... NC State once had a DeMatha alum on its roster for 14 consecutive years ... averaged 13.3 points, 10.6 rebounds and 3.8 blocks per game while shooting 71 percent from the floor as a senior in 2012-13 ... averaged 6.3 points per game for a gold medal-winning USA Basketball squad in the 2012 FIBA U17 World Championship in Lithuania.

Opponent	FG	3FG	FT	Reb	PF	Pts	Ast	TO	Blk	Stl	Min
Appalachian St. (11/8)	1-4	0-0	1-2	1-0-1	1	3	0	0	0	0	7
at Cincinnati (11/12)	1-2	0-0	1-2	2-1-3	3	3	0	1	1	0	13
Campbell (11/16)	2-3	0-0	0-0	2-2-4	2	4	0	0	3	0	15
NC Central (11/20)	0-2	0-0	2-2	0-0-0	4	2	0	1	0	0	12
Florida Gulf Coast (11/26)	3-3	0-0	0-0	0-0-0	0	6	0	0	2	0	9
Eastern Kentucky (11/30)	--DNP--										
Northwestern (12/4)	0-0	0-0	0-0	0-1-1	1	0	0	1	0	0	3
Long Beach St. (12/7)	--DNP--										
Detroit (12/14)	--DNP--										
at Tennessee (12/18)	1-2	0-0	0-0	0-0-0	2	2	0	0	5	1	24
East Carolina (12/21)	1-1	0-0	0-0	0-4-4	1	2	0	0	5	0	12
Missouri (12/28)	0-0	0-0	0-0	0-1-1	2	0	0	0	2	0	9
at UNCG (12/30)	0-0	0-0	0-0	0-0-0	1	0	0	0	0	0	1
Pittsburgh (1/4)	2-2	0-0	0-0	1-2-3	3	4	1	1	1	0	9
at Notre Dame (1/7)	1-1	0-0	2-3	1-3-4	1	4	1	0	2	0	13
Virginia (1/11)	1-4	0-0	1-2	1-5-6	3	3	1	2	4	0	19
at Wake Forest (1/15)	0-0	0-0	1-2	2-2-4	3	1	0	2	0	1	11
at Duke (1/18)	1-1	0-0	1-2	1-1-2	4	3	0	1	0	0	9
Maryland (1/20)	1-4	0-0	0-3	1-2-3	2	2	0	0	4	0	17
Georgia Tech (1/26)	0-0	0-0	3-4	1-3-4	0	3	0	2	0	1	11
Florida St. (1/29)	0-0	0-0	0-0	0-0-0	0	0	0	0	0	0	1
at North Carolina (2/1)	0-1	0-0	0-0	0-1-1	0	0	1	0	1	0	6
at Miami (2/8)	0-0	0-0	0-0	0-0-0	0	0	0	0	0	0	6
Wake Forest (2/11)	0-0	0-0	1-2	0-1-1	3	1	0	1	2	0	14
at Syracuse (2/15)	0-0	0-0	0-0	1-3-4	0	0	0	1	0	0	9
at Clemson (2/18)	4-4	0-0	0-0	1-1-2	2	8	0	1	1	0	18
at Virginia Tech (2/22)	0-0	0-0	0-0	0-3-3	3	0	0	0	2	0	10
North Carolina (2/26)	4-4	0-0	2-5	4-0-4	4	10	0	1	1	0	22
Miami (3/1)	1-2	0-0	0-0	0-0-0	1	2	0	1	0	0	13
at Pittsburgh (3/3)	1-2	0-0	0-0	1-1-2	2	2	0	1	0	0	19
Boston College (3/9)	0-1	0-0	0-2	1-1-2	1	0	0	0	3	0	20
Miami (3/13)	1-1	0-0	0-0	0-1-1	0	2	0	0	0	0	7
Syracuse (3/14)	0-0	0-0	0-0	0-2-2	1	0	0	0	0	0	9
Duke (3/15)	0-0	0-0	0-0	0-0-0	1	0	0	0	1	0	7
Xavier (3/18)	1-2	0-0	0-0	1-2-3	4	2	0	0	3	0	15

### Career/Season Highs

#### Minutes

Career: 24, at Tennessee (12/18/13)

2013-14: Same

#### Points

Career: 10, vs. North Carolina (2/26/14)

2013-14: Same

#### Rebounds

Career: 6, vs. Virginia (1/11/14)

2013-14: Same

#### Assists

Career: 1 (4x), last at North Carolina (2/1/14)

2013-14: Same

#### Field Goals Made

Career: 4 (2x), vs. North Carolina (2/26/14)

2013-14: Same

#### Field Goal Attempts

Career: 4 (5x), last vs. North Carolina (2/26/14)

2013-14: Same

#### 3-point Field Goals Made

Career: 0

2013-14: Same

#### 3-point Attempts

Career: 0

2013-14: Same

#### Free Throws Made

Career: 3, vs. Georgia Tech (1/26/14)

2013-14: Same

#### Free Throw Attempts

Career: 5, vs. North Carolina (2/26/14)

2013-14: Same

#### Steals

Career: 1 (2x), vs. Georgia Tech (1/26/14)

2013-14: Same

#### Blocks

Career: 5 (2x), last vs. East Carolina (12/21/13)

2013-14: Same


### NC State When Anya...

	Season	Career
Double-Figure Scoring	0-1	0-1
Double-Figure Rebounds	0-0	0-0
Double-Double	0-0	0-0
Leads NCSU in Points	0-0	0-0
Leads NCSU in Rebs	0-1	0-1
20+ Point Games	0-0	0-0
30+ Point Games	0-0	0-0

### ANYA CAREER STATS

Year	GP-GS	Min	Avg	FG-FGA	Pct	3FG-FGA	Pct	FT-FTA	Pct	Off-Def	Tot-Avg	PF-FO	A	TO	Blk	Stl	Pts	Avg
2013-14	32-0	376	11.8	27-46	.587	0-0	.000	15-31	.484	22-43	65-2.0	55-0	4	17	43	3	69	2.2
Totals	32-0	376	11.8	27-46	.587	0-0	.000	15-31	.484	22-43	65-2.0	55-0	4	17	43	3	69	2.2





## #22 Ralston Turner

6 | 6-5 | 205 | R-Jr.

Muscle Shoals, Ala. | Muscle Shoals (LSU)

\* Made 78 career starts, 58 of them at LSU

\* Scored 23 points and made 5 3-pointers vs. Maryland

\* Aspires to be a college athletics director

\* Leads team in 3-pointers made and drilled 95 shots from beyond the arc at LSU

**2013-14 Highlights:** Starting wing player, averaging 25.8 minutes per game ... second on the team in scoring, averaging 10.4 points per game ... leads team with 75 made 3-pointers ... ranks 9th in the ACC in 3-point shooting percentage (.367) ... ranks 7th in conference in 3-pointers made per game (2.1) ... averaged 10.8 points in ACC play ... posted 10 outings with at least 13 points... made four 3s en route to 13 points at Cincinnati (No. 12) ... posted 4 steals vs. Campbell (Nov. 16) ... blocked 2 shots against Eastern Kentucky (Nov. 30) ... scored 21 points against Detroit on a career-high 6 made 3-pointers. (Dec. 14) ... against Maryland (Jan. 20), tied career high in points (23) and field goals made (8) ... tallied 17 points (16 in 1st half) at Miami (Feb. 1) ... scored 16 points and made 4 treys vs. North Carolina (Feb. 26) ... scored 22 points and made 5 treys in league tournament win over Miami (March 13) ... banked in go-ahead trey in quarterfinal win over Syracuse (March 14) ... scored 17 points against Xavier in the opening round of the NCAA Tournament (March 18).

**Before State:** Played his first two years of eligibility at LSU ... sat out the 2012-13 season due to NCAA transfer rules.

Opponent	FG	3FG	FT	Reb	PF	Pts	Ast	TO	Blk	Stl	Min
Appalachian St. (11/8)	* 2-5	1-2	2-3	0-3-3	5	7	2	1	0	0	17
at Cincinnati (11/12)	* 4-10	4-7	1-2	3-1-4	4	13	1	0	0	0	25
Campbell (11/16)	* 6-9	1-2	0-1	1-2-3	3	13	2	2	0	4	25
NC Central (11/20)	* 3-11	2-8	0-0	3-4-7	5	8	1	1	1	1	35
Fla. Gulf Coast (11/26)	2-5	0-2	1-2	1-4-5	3	5	1	1	0	2	24
Eastern Kentucky (11/30)	2-7	0-3	0-0	1-4-5	1	4	0	0	2	1	26
Northwestern (12/4)	4-8	3-7	2-2	0-3-3	2	13	0	2	0	0	21
Long Beach St. (12/7)	2-8	0-4	1-2	0-1-1	1	5	4	0	0	2	23
Detroit (12/14)	7-9	6-8	1-2	0-0-0	2	21	0	0	0	0	22
at Tennessee (12/18)	2-5	1-3	0-0	0-2-2	2	5	0	0	0	0	18
East Carolina (12/21)	4-6	3-4	0-0	1-1-2	1	11	2	3	0	1	25
Missouri (12/28)	3-9	3-6	0-0	0-1-1	2	9	2	0	0	0	18
at UNCG (12/30)	0-2	0-0	0-0	1-0-1	3	0	0	0	0	0	12
Pittsburgh (1/4)	4-9	2-6	1-2	1-1-2	3	11	0	2	0	0	24
at Notre Dame (1/7)	3-5	2-3	4-5	0-0-0	1	12	0	0	0	1	18
Virginia (1/11)	3-8	2-4	2-2	0-0-0	3	10	0	2	0	0	23
at Wake Forest (1/15)	3-12	2-9	3-5	1-3-4	3	11	1	0	0	0	31
at Duke (1/18)	2-4	0-0	0-0	0-2-2	1	4	0	2	0	0	19
Maryland (1/20)	* 8-19	5-15	2-2	0-7-7	2	23	1	1	0	0	35
Georgia Tech (1/26)	* 5-12	2-6	0-3	0-3-3	4	12	1	1	0	1	34
Florida St. (1/29)	* 3-9	1-5	2-3	1-5-6	4	9	0	2	0	1	28
at North Carolina (2/1)	* 3-7	1-3	0-1	0-2-2	4	7	0	1	0	1	24
at Miami (2/8)	* 6-13	4-11	1-2	0-2-2	2	17	0	0	0	0	38
Wake Forest (2/11)	* 5-8	2-4	4-4	0-2-2	3	16	2	0	0	1	28
at Syracuse (2/15)	* 3-8	3-8	4-6	1-0-1	1	13	2	1	0	0	28
at Clemson (2/18)	* 3-10	3-8	2-2	0-2-2	3	11	0	1	0	1	31
at Virginia Tech (2/22)	* 1-8	1-7	2-2	0-3-3	2	5	0	1	0	0	27
North Carolina (2/26)	* 5-13	4-11	2-2	0-2-2	2	16	3	3	0	1	37
Miami (3/1)	* 2-7	2-6	3-3	0-2-2	3	9	0	2	1	0	25
at Pittsburgh (3/3)	* 1-8	1-6	1-2	1-1-2	2	4	1	1	0	0	22
Boston College (3/9)	* 2-6	1-3	0-0	0-2-2	1	5	2	0	0	0	17
Miami (3/13)	* 7-12	5-8	3-4	0-1-1	2	22	0	0	0	1	37
Syracuse (3/14)	* 3-7	3-7	0-0	0-0-0	4	9	2	1	0	0	27
Duke (3/15)	* 2-10	2-10	0-0	1-0-1	4	6	1	2	0	1	27
Xavier (3/18)	* 6-11	3-7	2-2	0-3-3	2	17	2	1	0	1	33

### Career/Season Highs

#### Minutes

Career: 41, vs. McNeese State (12/16/10)  
2013-14: 38, at Miami (2/8/14)

#### Points

Career: 23 (2x), last vs. Maryland (1/20/14)  
2013-14: 23, vs. Maryland (1/20/14)

#### Rebounds

Career: 8, vs. Arkansas (3/11/12)  
2013-14: 7 (2x), last vs. Maryland (1/20/14)

#### Assists

Career: 5, vs. Houston (11/30/10)  
2013-14: 4, vs. Long Beach St. (12/7/13)

#### Field Goals Made

Career: 8, vs. Maryland (1/20/14)  
2013-14: 8, vs. Maryland (1/20/14)

#### Field Goal Attempts

Career: 19, vs. Maryland (1/20/14)  
2013-14: 19, vs. Maryland (1/20/14)

#### 3-point Field Goals Made

Career: 6, vs. Detroit (12/14/13)  
2013-14: 6, vs. Detroit (12/14/13)

#### 3-point Attempts

Career: 15, vs. Maryland (1/20/14)  
2013-14: 15, vs. Maryland (1/20/14)

#### Free Throws Made

Career: 9, vs. Georgia (3/2/11)  
2013-14: 4 (3x), last at Syracuse (2/15/14)

#### Free Throw Attempts

Career: 10, vs. McNeese State (12/16/10)  
2013-14: 6, at Syracuse (2/15/14)

#### Steals

Career: 5, vs. Georgia Tech (11/20/11)  
2013-14: 4, vs. Campbell (11/16/13)

#### Blocks

Career: 2, vs. Eastern Kentucky (11/30/13)  
2013-14: Same


### NC State When Turner...

	Season	Career
Double-Figure Scoring	11-6	11-6
Double-Figure Rebounds	0-0	0-0
Double-Double	0-0	0-0
Leads NCSU in Points	1-2	1-2
Leads NCSU in Rebs	0-0	0-0
20+ Point Games	3-0	3-0
30+ Point Games	0-0	0-0

### TURNER CAREER STATS

Year	GP-GS	Min	Avg	FG-FGA	Pct	3FG-FGA	Pct	FT-FTA	Pct	Off-Def	Tot-Avg	PF-FO	A	TO	Blk	Stl	Pts	Avg
2010-11	27-27	807	29.9	110-298	.369	48-149	.322	64-91	.703	9-62	71-2.6	60-2	43	61	4	17	332	12.8
2011-12	32-31	934	29.2	97-266	.365	47-130	.362	46-61	.754	11-84	95-3.0	78-3	52	55	8	18	287	9.0
2013-14	35-21	903	25.8	121-300	.403	75-203	.369	46-66	.697	17-69	86-2.5	90-2	33	34	4	21	363	10.4
<b>Totals</b>	<b>94-79</b>	<b>2644</b>	<b>28.1</b>	<b>328-864</b>	<b>.380</b>	<b>170-482</b>	<b>.353</b>	<b>156-218</b>	<b>.716</b>	<b>37-215</b>	<b>252-2.7</b>	<b>228-7</b>	<b>128</b>	<b>150</b>	<b>16</b>	<b>56</b>	<b>982</b>	<b>10.4</b>





# #24 T.J. Warren

F | 6-8 | 215 | So.

Durham, N.C. | Brewster Academy (N.H.)

\* 2014 ACC Player of the Year

\* Leading ACC with 24.8 points per game

\* 2nd Team All-American, The Sporting News

\* USBWA & NABC All-District

\* Leading ACC in FG% for 2nd year in a row

\* 2012 McDonald's All-American, one of 3 in NCSU's 2012 recruiting class

**2013-14 - Highlights:** 2014 ACC Player of the Year (coaches and media) ... unanimous first team All-ACC selection ... selected USBWA and NABC All-District ... picked second team All-American by The Sporting News ... averaging ACC-best 24.8 points with 7.2 rebounds ... set single-season school record for points, breaking David Thompson's 1975 record ... leads ACC in scoring and field goal percentage and is 2nd in offensive rebounding ... ranks 4th in the conference in steals ... led ACC in steals in conference play ... scored 27 points (21 in the second half) vs. Appalachian State (Nov. 8) ... scored 23 points vs. Campbell (Nov. 16) ... scored 30 points in back-to-back games vs. Florida Gulf Coast and Eastern Kentucky, with 26 of his points vs. ECU coming in the second half ... totaled 22 points (16 in first half) vs. Northwestern (Dec. 4) ... scored 29 points against Detroit (Dec. 14) ... scored 32 points against East Carolina (Dec. 21), with 25 of his points coming in the first half ... tied career high with 13 rebounds vs. Missouri (Dec. 28) ... set a new career-high in minutes played (42) against Georgia Tech (Jan. 26) ... scored 30 points vs. Florida State (Jan. 29) ... scored career-high 34 points vs. Wake Forest (Feb. 11) ... scored 36 points vs. UNC (Feb. 26) ... dropped a career-high 41 points on 16-for-22 shooting at Pitt (March 3) ... became second player in NC State history to score 40 points in back-to-back games with 42 points against BC (March 9) ... averaged 24.3 points in the ACC Tournament ... scored 24 on 9-for-18 shooting vs. Miami (March 13) ... scored 28 in win over Syracuse (March 14).

Opponent	FG	3FG	FT	Reb	PF	Pts	Ast	TO	Blk	Stl	Min
Appalachian St. (11/8)	* 13-20	0-2	1-3	2-6-8	4	27	1	3	1	3	37
at Cincinnati (11/12)	* 5-15	1-4	2-2	1-9-10	3	13	0	1	1	2	37
Campbell (11/16)	* 10-20	2-5	1-4	2-1-3	3	23	0	1	1	3	38
NC Central (11/20)	* 6-10	0-1	1-2	2-1-3	5	13	1	0	0	1	28
Fla. Gulf Coast (11/26)	* 13-18	1-2	3-3	6-3-9	2	30	0	1	1	1	29
Eastern Kentucky (11/30)	* 10-23	1-5	9-9	5-6-11	3	30	1	2	0	1	36
Northwestern (12/4)	* 8-15	0-1	6-7	2-6-8	2	22	0	0	0	3	33
Long Beach St. (12/7)	* 10-18	0-2	3-3	3-2-5	0	23	1	1	0	0	33
Detroit (12/14)	* 9-14	1-4	10-14	1-3-4	2	29	2	2	1	1	33
at Tennessee (12/18)	* 8-16	1-2	4-6	3-8-11	1	21	1	5	0	2	34
East Carolina (12/21)	* 14-23	2-8	2-3	3-5-8	1	32	2	3	1	2	39
Missouri (12/28)	* 11-23	1-7	1-2	7-6-13	2	24	3	4	2	2	37
at UNCG (12/30)	* 9-18	1-4	5-8	5-4-9	2	24	2	4	0	1	37
Pittsburgh (1/4)	* 9-22	1-3	4-4	5-3-8	3	23	1	2	1	1	34
at Notre Dame (1/7)	* 6-17	0-3	5-6	4-3-7	0	17	1	3	0	1	35
Virginia (1/11)	* 1-9	0-2	2-2	0-3-3	3	4	1	4	0	1	28
at Wake Forest (1/15)	* 8-16	0-1	6-10	4-0-4	5	22	0	3	0	0	28
at Duke (1/18)	* 9-19	1-5	4-7	3-5-8	2	23	0	2	1	1	37
Maryland (1/20)	--DNP--										
Georgia Tech (1/26)	* 7-12	1-1	5-8	2-4-6	2	20	1	2	1	2	42
Florida St. (1/29)	* 13-21	3-5	1-1	4-3-7	5	30	1	2	0	3	34
at North Carolina (2/1)	* 9-16	1-3	2-5	4-4-8	4	21	1	2	2	3	36
at Miami (2/8)	* 8-14	2-4	9-10	3-4-7	3	27	0	3	0	1	29
Wake Forest (2/11)	* 15-26	3-5	1-2	5-5-10	1	34	0	1	0	1	36
at Syracuse (2/15)	* 11-22	0-2	1-4	3-1-4	2	23	3	2	0	3	37
at Clemson (2/18)	* 8-15	2-4	2-4	0-5-5	4	20	1	6	2	1	37
at Virginia Tech (2/22)	* 12-21	2-6	5-8	2-4-6	2	31	1	3	1	4	38
North Carolina (2/26)	* 13-25	1-4	9-13	3-0-3	4	36	0	3	1	0	34
Miami (3/1)	* 8-18	0-3	4-6	5-2-7	5	20	1	3	0	3	35
at Pittsburgh (3/3)	* 16-22	3-5	6-7	2-3-5	1	41	3	2	1	4	38
Boston College (3/9)	* 14-23	0-2	14-17	4-9-13	3	42	3	2	1	3	39
Miami (3/13)	* 9-18	0-2	6-8	5-3-8	4	24	1	3	0	1	37
Syracuse (3/14)	* 9-21	0-3	10-12	2-6-8	3	28	2	1	2	0	40
Duke (3/15)	* 10-22	0-2	1-4	6-2-8	4	21	2	2	0	2	39
Xavier (3/18)	* 10-18	0-2	5-8	1-4-5	2	25	2	3	0	3	33

## Career/Season Highs

### Minutes

Career: 42, vs. Georgia Tech (1/26/14)  
2013-14: Same

### Points

Career: 42, vs. Boston College (3/9/14)  
2013-14: Same

### Rebounds

Career: 13 (3x), last vs. Boston College (3/9/14)  
2013-14: 13 (2x), last vs. Boston College (3/9/14)

### Assists

Career: 3 (4x), last vs. Boston College (3/9/14)  
2013-14: Same

### Field Goals Made

Career: 16, at Pitt (3/3/14)  
2013-14: Same

### Field Goal Attempts

Career: 26, vs. Wake Forest (2/11/14)  
2013-14: Same

### 3-point Field Goals Made

Career: 3 (4x), last at Pitt (3/3/14)  
2013-14: 3 (3x), last at Pitt (3/3/14)

### 3-point Attempts

Career: 8, East Carolina (12/21/13)  
2013-14: Same

### Free Throws Made

Career: 14, vs. Boston College (3/9/14)  
2013-14: Same

### Free Throw Attempts

Career: 17, vs. Boston College (3/9/14)  
2013-14: Same

### Steals

Career: 4 (3x), last at Pitt (3/3/14)  
2013-14: 4 (2x), last at Pitt (3/3/14)

### Blocks

Career: 2 (6x), last vs. Syracuse (3/14/14)  
2013-14: 3, vs. Syracuse (3/14/14)

## NC State When Warren...

	Season	Career
Double-Figure Scoring	21-11	39-17
Double-Figure Rebounds	4-2	5-3
Double-Double	4-2	5-3
Leads NCSU in Points	21-10	26-11
Leads NCSU in Rebs	13-7	14-7
20+ Point Games	20-8	27-8
30+ Point Games	8-1	9-1

## WARREN CAREER STATS

Year	GP-GS	Min	Avg	FG-FGA	Pct	3FG-FGA	Pct	FT-FTA	Pct	Off-Def	Tot-Avg	PF-FO	A	TO	Blk	Stl	Pts	Avg
2012-13	35-14	944	27.0	186-299	.622	14-27	.519	39-72	.542	74-72	146-4.2	77-1	28	34	15	42	425	12.1
2013-14	34-34	1197	35.2	331-630	.525	31-114	.272	150-212	.708	109-133	242-7.1	92-4	39	81	21	60	843	24.8
<b>Totals</b>	<b>69-48</b>	<b>2141</b>	<b>31.0</b>	<b>517-929</b>	<b>.557</b>	<b>45-141</b>	<b>.319</b>	<b>189-284</b>	<b>.665</b>	<b>183-205</b>	<b>388-5.6</b>	<b>169-5</b>	<b>67</b>	<b>115</b>	<b>36</b>	<b>102</b>	<b>1268</b>	<b>18.4</b>



## #25 Chase Cannon

G | 6-5 | 200 | So.

Morehead, City, N.C. | The Miller School  
(Va.)

\* Walk-on who earned partial scholarship for  
2013-14 season

**2012-13 - Freshman Season:** Walked on to the team ... played in 12 games, totaling 14 minutes of playing time.

**Before State:** Played senior season for The Miller School (Va.) ... Posted 11.7 points, 4.2 rebounds and three made 3-pointers per game as a senior ... led his team to a 20-10 overall and a 3-3 conference mark in 2011-12 ... averaged 9.0 points, 1.7 assists and 3.7 rebounds per game as a junior, guiding his team to a 17-12 overall record and 6-2 conference mark in 2010-11 ... named first team all-conference as a senior and junior ... Earned all-tournament team honors at the Benedictine Capital City Classic ... Class salutatorian ... Recipient of The Miller School Lou Farina Award ... Bob and Carol Mattocks scholar ... Park Scholarship Finalist ... AP Scholar with Distinction ... AP Scholar with Honors.

Opponent	FG	3FG	FT	Reb	PF	Pts	Ast	TO	Blk	Stl	Min
Appalachian St. (11/8)	0-0	0-0	0-0	0-0-0	0	0	0	0	0	0	1
at Cincinnati (11/12)				--DNP--							
Campbell (11/16)	0-0	0-0	0-0	0-0-0	0	0	0	0	0	0	1
NC Central (11/20)				--DNP--							
Florida Gulf Coast (11/26)	0-2	0-2	0-0	1-0-1	0	0	1	0	0	0	2
Eastern Kentucky (11/30)				--DNP--							
Northwestern (12/4)	0-1	0-1	0-0	0-0-0	0	0	0	0	1	0	1
Long Beach St. (12/7)				--DNP--							
Detroit (12/14)				--DNP--							
at Tennessee (12/18)				--DNP--							
East Carolina (12/21)				--DNP--							
Missouri (12/28)				--DNP--							
at UNCG (12/30)				--DNP--							
Pittsburgh (1/4)				--DNP--							
at Notre Dame (1/7)				--DNP--							
Virginia (1/11)				--DNP--							
at Wake Forest (1/15)				--DNP--							
at Duke (1/18)				--DNP--							
Maryland (1/20)				--DNP--							
Georgia Tech (1/26)				--DNP--							
Florida St. (1/29)				--DNP--							
at North Carolina (2/1)				--DNP--							
at Miami (2/8)				--DNP--							
Wake Forest (2/11)	0-0	0-0	0-0	0-0-0	0	0	0	1	0	0	1
at Syracuse (2/15)				--DNP--							
at Clemson (2/18)				--DNP--							
at Virginia Tech (2/22)				--DNP--							
North Carolina (2/26)				--DNP--							
Miami (3/1)				--DNP--							
at Pittsburgh (3/3)				--DNP--							
Boston College (3/9)				--DNP--							
Miami (3/13)				--DNP--							
Syracuse (3/14)				--DNP--							
Duke (3/15)				--DNP--							
Xavier (3/18)				--DNP--							



## #30 Staats Battle

G | 6-6 | 203 | Jr.

Raleigh, N.C. | Broughton

\* Walk-on, one of the best shooters on the  
team

\* Named to The Sporting News "All-Name  
Team" in offseason

**2012-13 - Sophomore Season:** Appeared in seven games, totaling 10 minutes of action ... scored five points on 2-for-7 shooting ... played a season-high three minutes in season opener against Miami (Ohio) (Nov. 9) ... played two minutes and scored vs. UMass in Puerto Rico (Nov. 16) ... made a 3-pointer against UNCG (Dec. 31).


Opponent	FG	3FG	FT	Reb	PF	Pts	Ast	TO	Blk	Stl	Min
Appalachian St. (11/8)	0-0	0-0	0-0	0-0-0	0	0	0	0	0	0	1
at Cincinnati (11/12)				--DNP--							
Campbell (11/16)	0-0	0-0	0-0	0-0-0	0	0	0	0	0	0	1
NC Central (11/20)	0-0	0-0	0-0	0-0-0	0	0	1	0	0	0	1
Florida Gulf Coast (11/26)	0-1	0-1	0-1	0-1-1	0	0	0	0	0	0	2
Eastern Kentucky (11/30)				--DNP--							
Northwestern (12/4)	0-0	0-0	0-0	0-0-0	0	0	0	0	0	0	1
Long Beach St. (12/7)				--DNP--							
Detroit (12/14)				--DNP--							
at Tennessee (12/18)				--DNP--							
East Carolina (12/21)				--DNP--							
Missouri (12/28)				--DNP--							
at UNCG (12/30)				--DNP--							
Pittsburgh (1/4)				--DNP--							
at Notre Dame (1/7)				--DNP--							
Virginia (1/11)				--DNP--							
at Wake Forest (1/15)				--DNP--							
at Duke (1/18)				--DNP--							
Maryland (1/20)				--DNP--							
Georgia Tech (1/26)				--DNP--							
Florida St. (1/29)				--DNP--							
at North Carolina (2/1)				--DNP--							
at Miami (2/8)				--DNP--							
Wake Forest (2/11)	0-1	0-1	0-0	0-1-1	0	0	0	1	0	0	1
at Syracuse (2/15)				--DNP--							
at Clemson (2/18)				--DNP--							
at Virginia Tech (2/22)				--DNP--							
North Carolina (2/26)				--DNP--							
Miami (3/1)				--DNP--							
at Pittsburgh (3/3)				--DNP--							
Boston College (3/9)				--DNP--							
Miami (3/13)				--DNP--							
Syracuse (3/14)				--DNP--							
Duke (3/15)				--DNP--							
Xavier (3/18)				--DNP--							

### CANNON CAREER STATS

Year	GP-GS	Min	Avg	FG-FGA	Pct	3FG-FGA	Pct	FT-FTA	Pct	Off-Def	Tot-Avg	PF-FO	A	TO	Blk	Stl	Pts	Avg
2012-13	12-0	14	1.2	1-2	.500	1-1	1.000	0-0	.000	0-0	0-0	1-0	0	1	0	0	3	0.3
2013-14	5-0	6	1.2	0-3	.000	0-3	.000	0-0	.000	1-0	1-0.3	0-0	1	1	1	0	0	0.0
<b>Total</b>	<b>17-0</b>	<b>20</b>	<b>1.2</b>	<b>1-5</b>	<b>.200</b>	<b>1-4</b>	<b>.250</b>	<b>0-0</b>	<b>.000</b>	<b>1-0</b>	<b>1-0.1</b>	<b>1-0</b>	<b>1</b>	<b>2</b>	<b>1</b>	<b>0</b>	<b>3</b>	<b>0.2</b>

### BATTLE CAREER STATS

Year	GP-GS	Min	Avg	FG-FGA	Pct	3FG-FGA	Pct	FT-FTA	Pct	Off-Def	Tot-Avg	PF-FO	A	TO	Blk	Stl	Pts	Avg
2011-12	6-0	11	1.8	2-7	.286	2-7	.286	0-2	.000	1-2	3-0.5	1-0	1	0	0	0	6	1.0
2012-13	7-0	10	1.4	2-7	.286	1-6	.167	0-0	.000	0-3	3-0.4	1-0	0	0	0	0	5	0.7
2013-14	6-0	7	1.2	0-3	.000	0-3	.000	0-1	.000	0-2	2-0.3	0-0	1	1	0	0	0	0.0



# #32 Kyle Washington

F | 6-9 | 225 | Fr.  
Champlin, Minn. | Brewster Academy (N.H.)

- \* Starter in 24 games this season
- \* Top 100 recruit in 2013 class
- \* Played at Brewster Academy, the same school as T.J. Warren
- \* Father played college basketball and worked in New York Knicks front office

**2013-14 Highlights:** Starter in 24 games this season, playing 20.2 minutes per game ... averaging 4.9 points and 3.9 rebounds ... blocked 21 shots ... scored first points of career in first half vs. Campbell ... grabbed 5 boards vs. FGCU (Nov. 26) ... scored 6 points vs. Long Beach State (Dec. 7) ... set a new career high with 10 points against Missouri (Dec. 28) on 5-7 shooting ... set new career high in rebounds (10) in State's win against Maryland (Jan. 20) ... had first career double-double with 14 points and 10 boards at Syracuse (Feb. 15) ... scored 13 points in win at Virginia Tech (Feb. 22) ... scored 13 points vs. Miami (March 1).

**Before State:** Ranked in the top 100 nationally by Rivals (93) and ESPN (97) ... spent the 2012-13 season at Brewster Academy, leading the team to a 32-6 record ... averaged 12 points and 10 rebounds per game at Brewster, which won the 2013 NEPSAC championship ... attended The Hotchkiss School in Connecticut during 2011-12, averaging 15 points and 10 rebounds per game ... earned three varsity letters at Benilde-St. Margaret's in Minnesota from 2009-11.

**Personal:** Born August 18, 1993 ... son of Curtis Washington and Tami Hill-Washington ... has a younger brother ... enrolled in NC State's First Year College.

Opponent	FG	3FG	FT	Reb	PF	Pts	Ast	TO	Blk	Stl	Min
Appalachian St. (11/8)	* 0-4	0-0	0-0	2-1-3	1	0	0	2	0	0	22
at Cincinnati (11/12)	* 0-2	0-0	0-0	1-1-2	3	0	0	0	0	0	11
Campbell (11/16)	* 1-1	0-0	0-0	0-0-0	0	2	0	2	0	0	7
NC Central (11/20)	1-2	0-0	0-0	1-1-2	0	2	0	0	0	0	10
Florida Gulf Coast (11/26)	3-6	0-0	0-0	0-5-5	4	6	2	2	0	0	15
Eastern Kentucky (11/30)	0-1	0-0	1-2	0-2-2	0	1	0	0	0	0	9
Northwestern (12/4)	0-1	0-0	1-2	1-3-4	1	1	1	0	0	0	15
Long Beach St. (12/7)	3-6	0-0	0-0	1-2-3	2	6	1	0	2	0	16
Detroit (12/14)	2-3	0-0	4-4	2-4-6	1	8	1	1	0	0	26
at Tennessee (12/18)	2-3	0-0	1-2	0-7-7	3	5	1	3	2	1	23
East Carolina (12/21)	0-1	0-0	0-0	0-2-2	0	0	2	0	0	0	16
Missouri (12/28)	5-7	0-0	0-0	0-3-3	1	10	0	0	2	0	24
at UNCG (12/30)	2-7	0-0	0-0	1-3-4	3	4	0	0	0	0	22
Pittsburgh (1/4)	1-3	0-0	0-0	2-1-3	1	2	1	1	0	0	17
at Notre Dame (1/7)	* 2-4	0-0	1-1	0-1-1	3	5	0	2	0	0	18
Virginia (1/11)	* 3-5	0-0	1-1	2-3-5	3	7	0	2	4	0	20
at Wake Forest (1/15)	* 2-3	0-0	0-0	0-5-5	4	4	1	0	1	0	14
at Duke (1/18)	* 4-11	0-0	0-2	2-3-5	2	8	0	4	1	1	35
Maryland (1/20)	* 3-6	0-0	0-0	2-8-10	2	6	2	3	0	0	26
Georgia Tech (1/26)	* 4-6	0-0	0-0	0-3-3	4	8	0	0	0	0	18
Florida St. (1/29)	* 3-7	0-0	1-2	1-6-7	2	7	0	1	2	0	28
at North Carolina (2/1)	* 0-8	0-0	1-2	1-4-5	3	1	0	1	2	0	20
at Miami (2/8)	* 0-3	0-0	0-2	0-3-3	3	0	0	0	0	0	18
Wake Forest (2/11)	* 2-6	0-0	3-6	1-3-4	2	7	0	1	0	0	21
at Syracuse (2/15)	* 7-11	0-1	0-0	1-9-10	4	14	0	1	0	1	33
at Clemson (2/18)	* 3-6	0-0	1-2	0-0-0	3	7	0	2	0	2	26
at Virginia Tech (2/22)	* 6-11	0-0	1-3	2-3-5	5	13	1	2	1	0	32
North Carolina (2/26)	* 1-4	0-1	0-1	1-9-10	3	2	0	2	4	0	35
Miami (3/1)	* 3-7	0-0	7-9	2-3-5	1	13	1	0	0	0	32
at Pittsburgh (3/3)	* 0-3	0-0	0-2	0-0-0	2	0	1	1	0	0	19
Boston College (3/9)	* 1-3	0-0	2-2	0-0-0	1	4	0	1	0	0	19
Miami (3/13)	* 2-4	0-0	0-0	0-1-1	1	4	0	0	0	1	15
Syracuse (3/14)	* 1-5	0-0	1-2	2-5-7	3	3	1	0	0	0	20
Duke (3/15)	* 2-4	0-0	1-1	1-3-4	2	5	0	0	0	0	15
Xavier (3/18)	* 3-3	0-0	0-0	0-2-2	3	6	0	1	0	0	11


Career/Season Highs	
<b>Minutes</b>	
Career: 35, at Duke (1/18/14)	
2013-14: Same	
<b>Points</b>	
Career: 14, at Syracuse (2/15/14)	
2013-14: Same	
<b>Rebounds</b>	
Career: 10 (3x), last vs. North Carolina (2/26/14)	
2013-14: Same	
<b>Assists</b>	
Career: 2 (3x), last vs. Maryland (1/20/14)	
2013-14: Same	
<b>Field Goals Made</b>	
Career: 7, at Syracuse (2/15/14)	
2013-14: Same	
<b>Field Goal Attempts</b>	
Career: 11 (3x), at Virginia Tech (2/22/14)	
2013-14: Same	
<b>3-point Field Goals Made</b>	
Career: 0	
2013-14: Same	
<b>3-point Attempts</b>	
Career: 1 (2x), vs. North Carolina (2/26/14)	
2013-14: Same	
<b>Free Throws Made</b>	
Career: 7, vs. Miami (3/1/14)	
2013-14: Same	
<b>Free Throw Attempts</b>	
Career: 9, vs. Miami (3/1/14)	
2013-14: Same	
<b>Steals</b>	
Career: 1 (3x), at Syracuse (2/15/14)	
2013-14: Same	
<b>Blocks</b>	
Career: 4 (2x), vs. North Carolina (1/11/14)	
2013-14: Same	

## NC State When Washington...

	Season	Career
Double-Figure Scoring	1-3	1-3
Double-Figure Rebounds	1-2	1-2
Double-Double	0-1	0-1
Leads NCSU in Points	0-0	0-0
Leads NCSU in Rebs	2-1	2-1
20+ Point Games	0-0	0-0
30+ Point Games	0-0	0-0

## WASHINGTON CAREER STATS

Year	GP-GS	Min	Avg	FG-FGA	Pct	3FG-FGA	Pct	FT-FTA	Pct	Off-Def	Tot-Avg	PF-FO	A	TO	Blk	Stl	Pts	Avg
2013-14	35-24	708	20.2	72-167	.431	0-2	.000	27-48	.553	29-109	138-3.9	76-1	16	35	21	6	171	4.9
<b>Totals</b>	<b>35-24</b>	<b>708</b>	<b>20.2</b>	<b>72-167</b>	<b>.431</b>	<b>0-2</b>	<b>.000</b>	<b>27-48</b>	<b>.553</b>	<b>29-109</b>	<b>138-3.9</b>	<b>76-1</b>	<b>16</b>	<b>35</b>	<b>21</b>	<b>6</b>	<b>171</b>	<b>4.9</b>



# #34 Jevoni Robinson

F | 6-8 | 225 | Jr.

Charlotte, N.C. | Independence

- \* Perhaps the most overall athletic player on the team
- \* Walk-on who earned partial scholarship for 2013-14
- \* Was spotted playing open gym on campus and received a tryout with coach Bobby Lutz
- \* Attended NC Central but not as a student-athlete

**2012-13 - Sophomore Season:** Saw action in 5 games ... will graduate in May and not return to team next season.

**2012-13 - Sophomore Season:** A walk-on member of the Wolfpack, joining the team after emailing associate head coach Bobby Lutz and being spotted in a pick-up game by a team manager ... an athletic frontline player ... also attended NC Central, but didn't play basketball.

**Before State:** Attended Independence High School in Charlotte for a year and a half ... played wide receiver on the football team for one season ... played basketball at Bridgeport High School in Jamaica ... high school coach was Andre Campbell ... also competed in the hurdles, long jump and high jump in track and field in high school.

**Personal:** Born November 16, 1992 ... son of Fitzroy Robinson and Donna Waysome ... has an one older and two younger brothers ... earned a 3.7 GPA at NC Central before transferring to State ... finance major.

Opponent	FG	3FG	FT	Reb	PF	Pts	Ast	TO	Blk	Stl	Min
Appalachian St. (11/8)	0-0	0-0	0-0	0-0-0	0	0	0	0	0	0	1
at Cincinnati (11/12)					--DNP--						
Campbell (11/16)	0-0	0-0	0-0	0-0-0	1	0	0	0	0	0	1
NC Central (11/20)					--DNP--						
Florida Gulf Coast (11/26)	0-0	0-0	0-0	0-0-0	1	0	0	0	0	0	2
Eastern Kentucky (11/30)					--DNP--						
Northwestern (12/4)	1-1	0-0	0-0	2-0-2	0	2	0	0	0	0	1
Long Beach St. (12/7)					--DNP--						
Detroit (12/14)					--DNP--						
at Tennessee (12/18)					--DNP--						
East Carolina (12/21)					--DNP--						
Missouri (12/28)					--DNP--						
at UNCG (12/30)					--DNP--						
Pittsburgh (1/4)					--DNP--						
at Notre Dame (1/7)					--DNP--						
Virginia (1/11)					--DNP--						
at Wake Forest (1/15)					--DNP--						
at Duke (1/18)					--DNP--						
Maryland (1/20)					--DNP--						
Georgia Tech (1/26)					--DNP--						
Florida St. (1/29)					--DNP--						
at North Carolina (2/1)					--DNP--						
at Miami (2/8)					--DNP--						
Wake Forest (2/11)	0-0	0-0	0-0	0-0-0	1	0	0	0	0	0	1
at Syracuse (2/15)					--DNP--						
at Clemson (2/18)					--DNP--						
at Virginia Tech (2/22)					--DNP--						
North Carolina (2/26)					--DNP--						
Miami (3/1)					--DNP--						
at Pittsburgh (3/3)					--DNP--						
Boston College (3/9)					--DNP--						
Miami (3/13)					--DNP--						
Syracuse (3/14)					--DNP--						
Duke (3/15)					--DNP--						
Xavier (3/18)					--DNP--						

## Career/Season Highs

### Minutes

Career: 2 (2x), last vs. Florida Gulf Coast (11/26/13)  
2013-14: 2, vs. Florida Gulf Coast (11/26/13)

### Points

Career: 3, vs. St. Bonaventure (12/22/12)  
2013-14: 2, vs. Northwestern (12/4/13)

### Rebounds

Career: 3, vs. Norfolk State (12/15/12)  
2013-14: 2, vs. Northwestern (12/4/13)

### Assists

Career: 0  
2013-14: 0

### Field Goals Made

Career: 1 (2x), last vs. Northwestern (12/4/13)  
2013-14: 1, vs. Northwestern (12/4/2013)

### Field Goal Attempts

Career: 2, vs. Norfolk State (12/15/12)  
2013-14: 1, vs. Northwestern (12/4/13)

### 3-point Field Goals Made

Career: 0  
2013-14: 0

### 3-point Attempts

Career: 0  
2013-14: 0

### Free Throws Made

Career: 3, vs. St. Bonaventure (12/22/12)  
2013-14: 0

### Free Throw Attempts

Career: 4, vs. St. Bonaventure (12/22/12)  
2013-14: 0

### Steals

Career: 0  
2013-14: 0

### Blocks

Career: 1 (3x), last vs. Boston College (2/27/13)  
2013-14: 0

## ROBINSON CAREER STATS

Year	GP-GS	Min	Avg	FG-FGA	Pct	3FG-FGA	Pct	FT-FTA	Pct	Off-Def	Tot-Avg	PF-FO	A	TO	Blk	Stl	Pts	Avg
2012-13	12-0	13	1.1	1-4	.250	0-0	.000	3-4	.750	4-3	7-0.6	3-0	0	2	3	0	5	0.4
2013-14	5-0	6	1.2	1-1	1.000	0-0	.000	0-0	.000	2-0	2-0.4	3-0	0	0	0	0	2	0.4
<b>Total</b>	<b>17-0</b>	<b>19</b>	<b>1.1</b>	<b>2-5</b>	<b>.400</b>	<b>0-0</b>	<b>.000</b>	<b>3-4</b>	<b>.750</b>	<b>6-3</b>	<b>9-0.5</b>	<b>6-0</b>	<b>0</b>	<b>2</b>	<b>3</b>	<b>0</b>	<b>7</b>	<b>0.4</b>



## 2013-14 NC State Statistics

Overall record: 22-13 Conf: 9-9 Home: 13-6 Away: 6-6 Neutral: 3-1

#	Player	gp-gs	min	avg	Total		3-Point		F-Throw		Rebounds				pf	dq	a	to	blk	stl	pts	avg
					fg-fga	fg%	3fg-fga	3fg%	ft-fa	ft%	off	def	tot	avg								
24	Warren, T.J.	34-34	1197	35.2	331-630	.525	31-114	.272	150-212	.708	109	133	242	7.1	92	4	39	81	21	60	843	24.8
22	Turner, Ralston	35-21	903	25.8	121-300	.403	75-203	.369	46-66	.697	17	69	86	2.5	90	2	33	34	4	21	363	10.4
02	Barber, Anthony	35-18	851	24.3	106-263	.403	12-46	.261	75-106	.708	14	56	70	2.0	58	0	124	61	1	21	299	8.5
05	Lee, Desmond	35-19	857	24.5	87-226	.385	19-73	.260	97-134	.724	24	80	104	3.0	64	1	57	59	1	26	290	8.3
32	Washington, Kyle	35-24	708	20.2	72-167	.431	0-2	.000	27-48	.563	29	109	138	3.9	76	1	16	35	21	6	171	4.9
14	Vandenberg, Jordan	31-31	680	21.9	67-98	.684	0-0	.000	11-19	.579	54	87	141	4.5	99	2	30	19	43	8	145	4.7
12	Lewis, Tyler	35-17	691	19.7	52-150	.347	15-63	.238	30-41	.732	11	33	44	1.3	49	0	129	31	0	7	149	4.3
10	Freeman, Lennard	34-11	775	22.8	54-104	.519	0-0	.000	30-67	.448	71	119	190	5.6	60	1	21	17	9	14	138	4.1
21	Any, BeeJay	32-0	376	11.8	27-46	.587	0-0	.000	15-31	.484	22	43	65	2.0	55	0	4	17	43	3	69	2.2
20	Wallace, Patrick	6-0	14	2.3	4-9	.444	4-9	.444	0-0	.000	0	1	1	0.2	3	0	1	0	0	0	12	2.0
34	Robinson, Jevoni	5-0	6	1.2	1-1	1.000	0-0	.000	0-0	.000	2	0	2	0.4	3	0	0	0	0	0	2	0.4
25	Cannon, Chase	5-0	6	1.2	0-3	.000	0-3	.000	0-0	.000	1	0	1	0.2	0	0	1	1	1	0	0	0.0
30	Battle, Staats	6-0	7	1.2	0-3	.000	0-3	.000	0-1	.000	0	2	2	0.3	0	0	1	1	0	0	0	0.0
15	Brickhouse, Chris	4-0	4	1.0	0-0	.000	0-0	.000	0-0	.000	0	0	0	0.0	1	0	0	0	0	0	0	0.0
	Team										58	52	110				7					
	Total.....	35	7075		922-2000	.461	156-516	.302	481-725	.663	412	784	1196	34.2	650	11	456	363	144	166	2481	70.9
	Opponents.....	35	7075		820-1933	.424	187-593	.315	594-825	.720	444	781	1225	35.0	677	-	390	405	120	198	2421	69.2

## 2013-14 NC State ACC Only Statistics

#	Player	gp-gs	min	avg	Total		3-Point		F-Throw		Rebounds								a	to	blk	stl	pts	avg
					fg-fga	fg%	3fg-fga	3fg%	ft-fa	ft%	off	def	tot	avg	pf	dq								
24	Warren, T.J.	17-17	597	35.1	167-318	.525	20-58	.345	80-114	.702	53	58	111	6.5	49	3	18	45	11	32	434	25.5		
22	Turner, Ralston	18-13	489	27.2	62-166	.373	38-115	.330	33-46	.717	5	39	44	2.4	44	0	13	20	1	7	195	10.8		
05	Lee, Desmond	18-6	452	25.1	38-107	.355	10-36	.278	51-72	.708	14	37	51	2.8	32	0	33	35	0	16	137	7.6		
02	Barber, Anthony	18-9	398	22.1	41-121	.339	5-22	.227	30-41	.732	6	26	32	1.8	26	0	51	26	1	8	117	6.5		
32	Washington, Kyle	18-17	431	23.9	45-107	.421	0-2	.000	18-35	.514	17	64	81	4.5	48	1	7	24	15	4	108	6.0		
12	Lewis, Tyler	18-9	367	20.4	29-74	.392	9-34	.265	14-18	.778	6	14	20	1.1	21	0	66	15	0	4	81	4.5		
10	Freeman, Lennard	17-1	331	19.5	21-50	.420	0-0	.000	19-33	.576	30	42	72	4.2	27	0	5	4	2	6	61	3.6		
14	Vandenberg, Jordan	18-18	347	19.3	23-38	.605	0-0	.000	6-11	.545	32	49	81	4.5	58	1	14	10	16	4	52	2.9		
21	Any, BeeJay	18-0	233	12.9	16-26	.615	0-0	.000	11-25	.440	16	29	45	2.5	32	0	4	14	21	2	43	2.4		
30	Battle, Staats	1-0	1	1.0	0-1	.000	0-1	.000	0-0	.000	0	1	1	1.0	0	0	0	1	0	0	0	0.0		
25	Cannon, Chase	1-0	1	1.0	0-0	.000	0-0	.000	0-0	.000	0	0	0	0.0	0	0	0	1	0	0	0	0.0		
20	Wallace, Patrick	1-0	1	1.0	0-1	.000	0-1	.000	0-0	.000	0	0	0	0.0	1	0	0	0	0	0	0	0.0		
15	Brickhouse, Chris	1-0	1	1.0	0-0	.000	0-0	.000	0-0	.000	0	0	0	0.0	0	0	0	0	0	0	0	0.0		
34	Robinson, Jevoni	1-0	1	1.0	0-0	.000	0-0	.000	0-0	.000	0	0	0	0.0	1	0	0	0	0	0	0	0.0		
Team											35	34	69				4							
Total.....		18	3650		442-1009	.438	82-269	.305	262-395	.663	214	393	607	33.7	339	5	211	199	67	83	1228	68.2		
Opponents.....		18	3650		439-996	.441	101-289	.349	314-454	.692	239	412	651	36.2	359	-	227	202	67	105	1293	71.8		



## 2013-14 NC State ACC Tournament Statistics

RECORD:	OVERALL	HOME	AWAY	NEUTRAL
ALL GAMES	2-1	0-0	0-0	2-1
CONFERENCE	0-0	0-0	0-0	0-0
NON-CONFERENCE	2-1	0-0	0-0	2-1


#	Player	gp-gs	min	avg	Total		3-Point		F-Throw		Rebounds										pts	avg
					fg-fga	fg%	3fg-fga	3fg%	ft-fa	ft%	off	def	tot	avg	pf	dq	a	to	blk	stl		
24	Warren, T.J.	3-3	116	38.7	28-61	.459	0-7	.000	17-24	.708	13	11	24	8.0	11	0	5	6	2	3	73	24.3
22	Turner, Ralston	3-3	90	30.0	12-29	.414	10-25	.400	3-4	.750	1	1	2	0.7	10	0	3	3	0	2	37	12.3
02	Barber, Anthony	3-0	71	23.7	7-12	.583	0-0	.000	7-8	.875	1	2	3	1.0	5	0	14	5	0	4	21	7.0
14	Vandenberg, Jordan	3-3	89	29.7	9-14	.643	0-0	.000	2-3	.667	4	8	12	4.0	8	0	5	2	2	3	20	6.7
10	Freeman, Lennard	3-0	75	25.0	8-12	.667	0-0	.000	3-4	.750	9	14	23	7.7	4	0	3	2	0	1	19	6.3
32	Washington, Kyle	3-3	50	16.7	5-13	.385	0-0	.000	2-3	.667	3	9	12	4.0	6	0	1	0	0	1	12	4.0
05	Lee, Desmond	3-0	32	10.7	2-7	.286	0-2	.000	5-6	.833	0	2	2	0.7	5	0	2	1	0	0	9	3.0
12	Lewis, Tyler	3-3	54	18.0	2-9	.222	2-6	.333	1-2	.500	0	1	1	0.3	5	0	11	2	0	0	7	2.3
21	Any, BeeJay	3-0	23	7.7	1-1	1.000	0-0	.000	0-0	.000	0	3	3	1.0	2	0	0	0	1	0	2	0.7
	Team										1	3	4									
	Total.....	3	600		74-158	.468	12-40	.300	40-54	.741	32	54	86	28.7	56	0	44	21	5	14	200	66.7
	Opponents.....	3	600		67-147	.456	14-46	.304	48-69	.696	37	57	94	31.3	55	-	27	28	11	13	196	65.3

TEAM STATISTICS	ST	OPP
SCORING	200	196
Points per game	66.7	65.3
Scoring margin	+1.3	-
FIELD GOALS-ATT	74-158	67-147
Field goal pct	.468	.456
3 POINT FG-ATT	12-40	14-46
3-point FG pct	.300	.304
3-pt FG made per game	4.0	4.7
FREE THROWS-ATT	40-54	48-69
Free throw pct	.741	.696
F-Throws made per game	13.3	16.0
REBOUNDS	86	94
Rebounds per game	28.7	31.3
Rebounding margin	-2.7	-
ASSISTS	44	27
Assists per game	14.7	9.0
TURNOVERS	21	28
Turnovers per game	7.0	9.3
Turnover margin	+2.3	-
Assist/turnover ratio	2.1	1.0
STEALS	14	13
Steals per game	4.7	4.3
BLOCKS	5	11
Blocks per game	1.7	3.7
ATTENDANCE	0	64599
Home games-Avg/Game	0-0	0-0
Neutral site-Avg/Game	-	3-21533

Date	Opponent		Score	Att.
03/13/14	vs University of Miami	W	67-58	21533
03/14/14	vs Syracuse	W	66-63	21533
03/15/14	vs Duke	L	67-75	21533

\* = Conference game

Score by Periods	1st	2nd	Totals
NC State	92	108	200
Opponents	86	110	196



Regional Sites: Anaheim, Indianapolis, Memphis, New York

Fill out your brackets on your mobile phone. Go to [ESPN.com/bracket](https://ESPN.com/bracket) on your phone's browser.

PRESENTED BY



Early-Round Sites: Buffalo, Milwaukee, Orlando, Raleigh, San Antonio, San Diego, Spokane, St. Louis

NCAA® is a registered trademark of the National Collegiate Athletic Association.