



# 2013-14 @MIAMIWBB GAME NOTES

Miami Athletic Communications • 5821 San Amaro Drive • Coral Gables, FL 33146 • HurricaneSports.com  
Assistant Director of Communications (WBB): Taylor McGillis • Email: t.mcgillis@miami.edu • Phone: 305-284-3249/786-510-7462  
Twitter: @MiamiWBB | Instagram: @MiamiWBB | Facebook: /MiamiWBB | Tumblr: uwomenshoops.tumblr.com

## 2013-14 STATISTICAL LEADERS

### SCORING



CAPRICE DENNIS

13.5 PPG

SURIYA MCGUIRE

10.7 PPG

### REBOUNDING



JASSANY WILLIAMS

7.5 RPG

KEYONA HAYES

6.1 RPG

### ASSISTS



ADRIENNE MOTLEY

39

KRYSTAL SAUNDERS

30

## 2013-14 SCHEDULE

| DATE    | OPPONENT                           | TIME (ET) |
|---------|------------------------------------|-----------|
| Nov. 8  | <b>NORTH FLORIDA</b>               | W, 79-39  |
| Nov. 10 | <b>RICHMOND</b>                    | L, 57-50  |
| Nov. 15 | <b>MIDDLE TENNESSEE</b>            | L, 61-55  |
| Nov. 19 | at Oakland                         | W, 86-68  |
| Nov. 25 | <b>YALE</b>                        | W, 91-67  |
| Nov. 29 | <b>ST. FRANCIS BROOKLYN</b>        | W, 78-56  |
| Nov. 30 | <b>MISSOURI</b>                    | W, 74-68  |
| Dec. 5  | at Minnesota Big Ten/ACC Challenge | L, 74-67  |
| Dec. 15 | <b>COPPIN STATE</b>                | W, 63-58  |
| Dec. 21 | at Arizona State                   | L, 75-73  |
| Dec. 28 | <b>MORGAN STATE</b>                | W, 80-42  |
| Dec. 29 | <b>NEW MEXICO</b>                  | W, 67-50  |
| Jan. 1  | <b>PENN</b>                        | L, 67-66  |
| Jan. 4  | at Wake Forest*                    | W, 84-53  |
| Jan. 9  | <b>FLORIDA STATE*</b>              | L, 68-63  |
| Jan. 12 | at Virginia Tech*                  | 2 p.m.    |
| Jan. 16 | at Boston College*                 | 7 p.m.    |
| Jan. 19 | <b>NC STATE*</b>                   | 2 p.m.    |
| Jan. 23 | at Notre Dame*                     | 8:30 p.m. |
| Jan. 26 | at Clemson*                        | 2 p.m.    |
| Jan. 30 | <b>DUKE*</b>                       | 7 p.m.    |
| Feb. 2  | at North Carolina*                 | 2 p.m.    |
| Feb. 9  | <b>GEORGIA TECH*</b>               | 2 p.m.    |
| Feb. 13 | <b>MARYLAND*</b>                   | 7 p.m.    |
| Feb. 16 | at Florida State*                  | 2 p.m.    |
| Feb. 20 | <b>SYRACUSE*</b>                   | 7 p.m.    |
| Feb. 23 | <b>WAKE FOREST*</b>                | 1 p.m.    |
| Feb. 27 | at Virginia*                       | 7 p.m.    |
| Mar. 2  | <b>PITTSBURGH*</b>                 | 1 p.m.    |

All Times Eastern and Subject to Change  
Home games in **BOLD CAPS**, played at the BankUnited Center (Coral Gables, Fla.)

\* ACC game

## GAME 16 | JAN. 12, 2014 • 2 PM ET • BLACKSBURG, VA. | CASSELL COLISEUM



### MIAMI HURRICANES (9-6, 1-1 ACC)

Head Coach: Katie Meier (Duke, 1990)  
Record at UM: 156-112 (9th season), Career Record: 232-157 (13th season)



### VIRGINIA TECH HOKIES (10-5, 0-2 ACC)

Head Coach: Dennis Wolff (Connecticut, 1978)  
Record at Virginia Tech: 27-48 (3rd season), Career Record: 304-263

**SERIES HISTORY:** Miami leads the all-time series 11-6.

**Radio:** WVUM | PxP: Andy Leon

**Radio:** Virginia Tech: HokiesXtra

**Twitter:** @MiamiWBB

## #4THINGS

### CANES BEGIN TWO-GAME ROAD STRETCH

Miami hits the road for just the fifth time this season for games against Virginia Tech and Boston College, two teams that were picked to finish in the bottom half of the loaded ACC.

### JASS WITH ANOTHER DOUBLE-DOUBLE

Jass Williams recorded her second double-double of the season on Thursday against Florida State, scoring 12 points while pulling down 11 rebounds. Her first double-double of the season was recorded on Dec. 28 against Morgan State.

### SCOUTING VIRGINIA TECH

The Canes enter Blacksburg with the Hokies riding a three-game losing streak, including two ACC losses to Boston College and Virginia. VaTech is 10-5 overall this season and 0-2 in the ACC. The Hokies were picked to finish 13th in the ACC in both polls.

### MEIER NAMED CO-RECIPIENT OF USA BASKETBALL NATIONAL COACH OF THE YEAR AWARD

Coach Meier was honored and presented with her USA Basketball trophy prior to Thursday night's game against Florida State.

### NEXT UP

Miami will head to Chestnut Hill, Mass. for a matchup with the Eagles of Boston College on Thursday, Jan. 16. The Hurricanes hold a 23-16 advantage in the all-time series against Boston College.

## PROJECTED STARTERS

12

Krystal Saunders

5-8 | G | SR  
West Park, Fla.



### CAREER HIGHS

Points: 16 | Steals: 4  
Rebounds: 8 | Blocks: 1  
Assists: 5 | Minutes: 39

33

Suriya McGuire

5-11 | G | JR  
Minneapolis, Ind.



### CAREER HIGHS

Points: 22 | Steals: 5  
Rebounds: 9 | Blocks: 3  
Assists: 6 | Minutes: 35

21

Jassany Williams

6-2 | F | JR  
Davie, Fla.



### CAREER HIGHS

Points: 13 | Steals: 3  
Rebounds: 16 | Blocks: 7  
Assists: 3 | Minutes: 33

20

Keyona Hayes

6-1 | F | SO  
Marietta, Ga.



### CAREER HIGHS

Points: 20 | Steals: 3  
Rebounds: 15 | Blocks: 4  
Assists: 4 | Minutes: 32

23

Adrienne Motley

5-9 | G | FR  
Newport News, Va.



### CAREER HIGHS

Points: 18 | Steals: 4  
Rebounds: 8 | Blocks: 1  
Assists: 4 | Minutes: 33

# QUICK FACTS

## UNIVERSITY INFORMATION

|                       |   |
|-----------------------|---|
| Name of School        | University of Miami                           |
| Location              | Coral Gables, Fla.                            |
| Enrollment            | 15,629  |
| Founded               | 1925  |
| Nickname              | Hurricanes                                    |
| Mascot                | Sebastian the Ibis                            |
| Colors                | Orange (PMS 1665), Green (PMS 3435) and White |
| President             | Dr. Donna E. Shalala                          |
| Athletics Director    | Blake James                                   |
| Conference / Division | Atlantic Coast Conference                     |
| Stadium / Capacity    | BankUnited Center / 7,900                     |
| Press Row Phone       | (305) 284-2111                                |
| Ticket Office Phone   | 1-800-GO-CANES (462-2637)                     |
| Website               | HurricaneSports.com                           |
| Mailing Address       | 5821 San Amaro Drive, Coral Gables, FL 33146  |

## ATHLETICS ADMINISTRATION

|   |                   |
|---|-------------------|
| Director of Athletics                               | Blake James       |
| Associate AD / Communications & Marketing           | Chris Freet       |
| Deputy AD / Business Operations                     | Tony Hernandez    |
| Sr. Assoc. AD / Admin. & Student Excellence / SWA   | Jennifer Strawley |
| Senior Associate AD / Facilities & Event Operations | Tim Wise          |
| Associate AD / Academic Services                    | David Wyman       |
| Assistant AD / Business Operations                  | Josh Boone        |
| Associate AD / Compliance                           | Craig Anderson    |
| Assistant AD / Digital Strategy                     | Brian Bовshver    |
| Associate AD / Development                          | Jesse Marks       |
| Assistant AD / Marketing                            | Andrew Goodrich   |
| Assistant AD / Ticket Operations                    | Ben Crank         |
| Assistant AD / Ticket Sales                         | Ben Creed         |

## COACHING STAFF

|  |                                  |
|--|----------------------------------|
| Head Coach                                     | Katie Meier (Duke, 1990)         |
| Record at Miami                                | 156-112 (9th season)             |
| Career Record                                  | 232-157 (13th season)            |
| Assistant Coach                                | Darrick Gibbs (Wofford, 2000)    |
| Assistant Coach                                | Carolyn Kieger (Marquette, 2006) |
| Assistant Coach                                | Octavia Blue (Miami, 2008)       |
| Director of Operations                         | Lounette Hall                    |
| Coordinator of Special Projects and Technology | Drew Thomas                      |
| Video Coordinator                              | MaryLynne Schaefer               |
| Strength Coach                                 | Jasman Marks                     |
| Athletic Trainer                               | Alana Eichman                    |

## PROGRAM HISTORY

|   |         |
|---|---------|
| First Year of Basketball                        | 1972    |
| All-Time Record                                 | 662-467 |
| All-Time ACC Record                             | 58-76   |
| NCAA Appearances                                | 9       |
| (1989, '92, '93, '98, 2003, '04, '11, '12, '13) |         |
| Last NCAA Postseason Opponent                   | Iowa    |

## TEAM INFORMATION

|                             |                  |
|-----------------------------|------------------|
| 2012-13 Overall Record      | 21-11            |
| Home/Away/Neutral           | 15-4 / 5-6 / 1-1 |
| 2012-13 ACC Record / Finish | 11-7 / 5th       |
| Returning / Lost            | 7 / 6            |
| Newcomers                   | 5                |

| RETURNING STARTERS  | YEAR | POS | PPG | RPG |
|---------------------|------|-----|-----|-----|
| Suriya McGuire Jr.  | G    | 7.2 | 3.6 |     |
| Krystal SaundersSr. | G    | 6.2 | 3.2 |     |

| KEY RETURNERS  | YEAR | POS | PPG | RPG |
|----------------|------|-----|-----|-----|
| Michelle Woods | Jr.  | G   | 5.9 | 2.8 |
| Keyona Hayes   | So.  | F   | 5.4 | 5.2 |

| KEY LOSSES         | POS | PPG  | RPG |
|--------------------|-----|------|-----|
| Stefanie Yderstrom | G   | 11.7 | 1.3 |
| Pepper Wilson      | F   | 10.0 | 8.6 |
| Morgan Stroman     | F   | 12.9 | 8.8 |

## THE LAST TIME IT HAPPENED

### Points Scored

|                                |                                       |
|--------------------------------|---------------------------------------|
| Miami scored 100+ points       | 103 vs. ULM (12/16/11)                |
| An opponent scored 100+ points | 111 by (1/1) Maryland (1/10/07)       |
| Miami scored 90+ points        | 91 vs. VCU (12/29/11)                 |
| An opponent scored 90+ points  | 93 by (19/20) Florida State (2/10/13) |
| Miami scored 80+ points        | 86 at Oakland (11/21/13)              |
| An opponent scored 80+ points  | 93 by (19/20) Florida State (2/10/13) |

### Margin of Victory

|                               |                              |
|-------------------------------|------------------------------|
| Miami won by 50+ points       | 53 vs. UNF (11/9/12)         |
| An opponent won by 50+ points | 58 by Maryland (1/10/07)     |
| Miami won by 40+ points       | 40 vs. UNF (11/8/13)         |
| An opponent won by 40+ points | 40 by Maryland (1/31/08)     |
| Miami won by 30+ points       | 31 vs. at Wake Forest 1/4/14 |
| An opponent won by 30+ points | 39 by 5/4 Duke (1/31/13)     |

### Overtime

|                        |   |
|------------------------|---|
| Miami won in overtime  | 91-82 (20T) vs. (11/11) Rutgers (12/5/11) |
| Miami lost in overtime | 66-65 (OT) vs. Wake Forest (3/4/10)       |

### Rankings

|                                  |  |
|----------------------------------|--|
| Miami defeated a ranked opponent | 69-65 vs. (5/4) Duke (2/28/13)           |
| Miami lost to a ranked opponent  | 68-63 vs. (18/17) Florida State (1/9/14) |
| Miami defeated a top 15 opponent | 69-65 vs. (5/4) Duke (2/28/13)           |
| Miami lost to a top 15 opponent  | 82-43 at (5/4) Duke (1/31/13)            |
| Miami defeated a top 10 opponent | 69-65 vs. (5/4) Duke (2/28/13)           |
| Miami lost to a top 10 opponent  | 82-43 at (5/4) Duke (1/31/13)            |
| Miami defeated a top 5 opponent  | 69-65 vs. (5/4) Duke (2/28/13)           |
| Miami lost to a top 5 opponent   | 82-43 at (5/4) Duke (1/31/13)            |

### Individual Points

|                               |   |
|-------------------------------|---|
| A UM player scored 40+ points | 42 by Renee Taylor at Houston (12/19/05)            |
| An opponent scored 40+ points | 43 by Monique Currie of Duke (2/19/06)              |
| A UM player scored 30+ points | 34 by Riquna Williams vs. (5/5) Maryland (11/12/12) |
| An opponent scored 30+ points | 37 by Ty Marshall of Georgia Tech (2/24/13)         |

### Individual Rebounds

|                              |   |
|------------------------------|---|
| A UM player had 20+ rebounds | 21 by Tamara James vs. USF (11/22/02)         |
| An opponent had 20+ rebounds | 22 by Crystal Langhorne of Maryland (2/17/05) |
| A UM player had 15+ rebounds | 16 by Jassany Williams vs MTSU (11/15/13)     |
| An opponent 15+ rebounds     | 18 by Natasha Howard of FSU (1/9/14)          |

### Assists

|                             |   |
|-----------------------------|---|
| A UM player had 10+ assists | 10 by Riquna Williams at Cornell (12/21/09)   |
| An opponent had 10+ assists | 11 by Emily Pollock of Austin Peay (11/28/08) |

### Steals

|                           |  |
|---------------------------|--|
| A UM player had 5+ steals | 5 by Suriya McGuire vs. Alcorn State (12/3/12) |
| An opponent had 5+ steals | 5 by Kristina King of Richmond on 11/10/13     |

### Blocked Shots

|                           |   |
|---------------------------|---|
| A UM player had 5+ blocks | 6 by Jassany Williams against New Mexico (12/29/13) |
| An opponent had 5+ blocks | 5 by Jacki Mann of Quinnipiac (12/28/09)            |

## AGAINST 2013-14 OPPONENTS

The Hurricanes are 109-132 all-time against their 2012-13 opponents. Below are the Canes all-time record against their opponents this season.

|                              |                        |
|------------------------------|------------------------|
| North Florida – 3-0          | Virginia Tech – 11-6   |
| Richmond – 2-1               | Boston College – 23-16 |
| Middle Tennessee – 1-1       | NC State – 7-9         |
| Oakland– 1-1                 | Notre Dame– 3-13       |
| Yale – 2-0                   | Clemson – 7-5          |
| St. Francis (Brooklyn) – 1-0 | Duke – 1-10            |
| Missouri – 2-0               | UNC– 5-12              |
| Hartford – 0-2               | Georgia Tech – 11-12   |
| Minnesota – 1-3              | Maryland – 5-9         |
| Coppin St. – 5-0             | Syracuse – 17-6        |
| Arizona State– 0-2           | Wake Forest– 6-7       |
| Morgan State – 2-0           | Virginia– 4-8          |
| Western Carolina– 0-0        | Pittsburgh – 16-8      |
| New Mexico – 1-1             |                        |
| Penn– 0-1                    |                        |
| Wake Forest – 7-7            |                        |
| Florida State – 11-34        |                        |

# LAST TIME OUT



68

63 **U** SATURDAY, JAN. 4



POINTS

16



REBOUNDS

11



ASSISTS

5

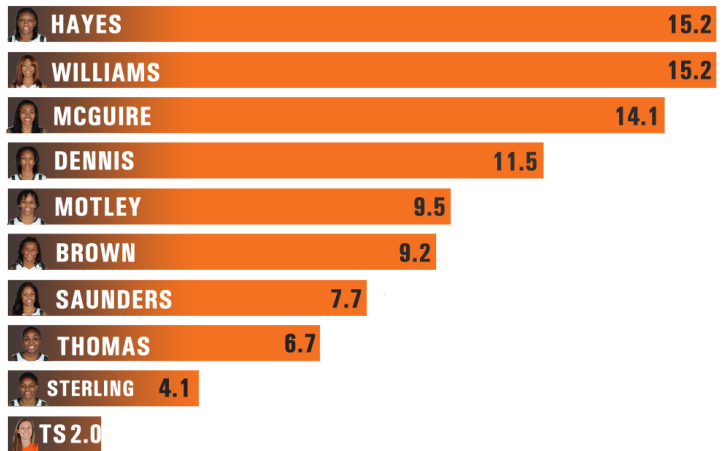
CORAL GABLES, Fla. -- In a back-and-forth affair at the BankUnited Center, the Miami Hurricanes women's basketball team came up just short in its ACC matchup with No. 18 Florida State, falling 68-63.

Paced by 10 first-half points from sophomore guard Caprice Dennis, Miami entered the halftime locker room holding a slight 33-31 advantage. But a 27-point, 18-rebound night from All-ACC forward Natasha Howard proved the difference, as Miami dropped a nail-biter to its in-state rival.

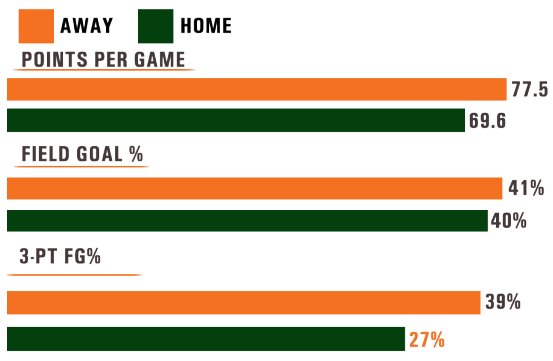
Dennis finished the night with 15 points, while senior guard Krystal Saunders added a career high-tying 16. Junior forward Jassany Williams chipped in a double-double with 12 points and 10 rebounds. Miami shot 35.3-percent from the field and 23.8-percent from distance (5-21).

A 6-0 Seminoles run to start the second half saw the visitors take a 37-33 advantage, but Miami would battle back once again. A jumper from senior Maria Brown tied the game 41-41 at 17:52, as both teams struggled to build a significant lead for the duration of the game. Two free throws from Howard gave Florida State a 57-50 advantage at 8:07, but two minutes later, Saunders' fourth three-pointer of the night cut the deficit to just two points.

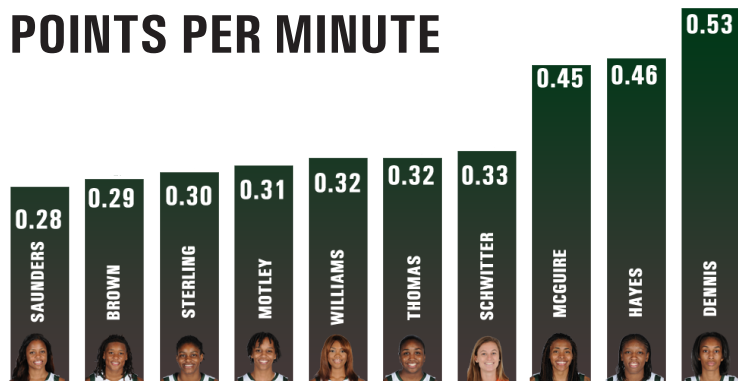
# PLAYER EFFICIENCY RATINGS



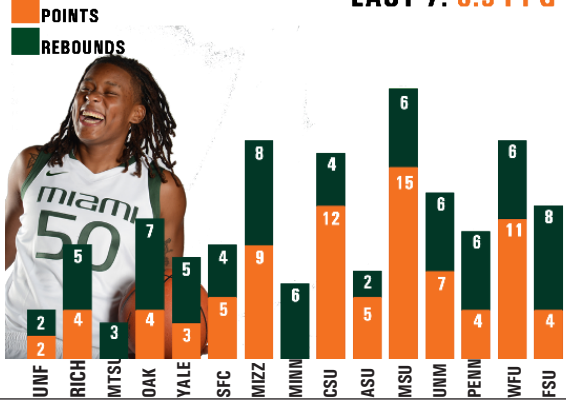
## SHOOTING ON THE ROAD



## POINTS PER MINUTE



## MARIA LATELY



## MONEY MOT



## MEIER USA BASKETBALL COY

University of Miami women's basketball head coach Katie Meier has been named a co-recipient of the 2013 USA Basketball National Coach of the Year award after leading the USA U19 team to a gold medal and perfect 9-0 record at the 2013 FIBA U19 World Championships. Florida men's coach Billy Donovan was the recipient on the men's side.

"First of all, I don't think anyone who coaches for USA Basketball should ever receive an individual award," Meier said. "USA Basketball is such a great organization and Carol Callan and her staff are so knowledgeable and supportive that I personally just felt blessed to be a part of it all. I'm truly honored and do consider this as the highest of awards. Thanks to USA Basketball for letting me share in their gold medal streak."

## HOUSE OF JASS

|               |   |
|---------------|---|
| UNF           | 3 |
| RICHMOND      | 2 |
| MIDDLE TENN   | 2 |
| OAKLAND       | 4 |
| YALE          | 4 |
| MIZZOU        | 1 |
| MINNESOTA     | 1 |
| COPPIN ST     | 3 |
| ARIZONA STATE | 2 |
| MORGAN STATE  | 2 |
| NEW MEXICO    | 6 |
| PENN          | 1 |
| WAKE FOREST   | 1 |
| ESU           | 1 |

Jass is 4th in the ACC with 34 blocks this season (2.3/game).



# ROSTER BREAKDOWN

## NUMERICAL ROSTER

| NO. | NAME             | POS | HT   | CL   | HOMETOWN/ HIGH SCHOOL (PREVIOUS SCHOOL)                |
|-----|------------------|-----|------|------|--|
| 1   | Caprice Dennis   | G   | 5-9  | So.  | Detroit, Mich. / Pershing HS                           |
| 3   | Jessica Thomas   | G   | 5-6  | Fr.  | Gainesville, Fla. / Buchholz HS                        |
| 5   | Nigia Greene     | G   | 5-10 | Fr.  | Atlanta, Ga. / St. Francis HS                          |
| 10  | Michelle Woods   | G   | 5-8  | Jr.  | Naples, Fla. / Community HS                            |
| 12  | Krystal Saunders | G   | 5-8  | Sr.  | West Park, Fla. / South Broward HS                     |
| 13  | Tara Schwitter   | G   | 5-4  | Sr.  | Oradell, N.J. / Immaculate Heart Academy               |
| 15  | Necole Sterling  | F   | 5-10 | Jr.  | Los Angeles, Calif. / Stonewall Jackson(Gulf Coast CC) |
| 20  | Keyona Hayes     | F   | 6-1  | So.  | Marietta, Ga. / St. Francis HS                         |
| 21  | Jassany Williams | F   | 6-2  | RJr. | Davie, Fla. / Nova HS (Auburn)                         |
| 33  | Suriya McGuire   | G   | 5-11 | Jr.  | Minneapolis, Minn. / Roosevelt HS                      |
| 23  | Adrienne Motley  | G   | 5-9  | Fr.  | Newport News, Va. / Woodside HS                        |
| 50  | Maria Brown      | F   | 6-1  | Sr.  | Monroe, La. / Ouachita Parish HS                       |

## ALPHABETICAL ROSTER

| NO. | NAME             | POS | HT   | CL  | HOMETOWN / HIGH SCHOOL (PREVIOUS SCHOOL)               |
|-----|------------------|-----|------|-----|--|
| 50  | Maria Brown      | F   | 6-1  | Sr. | Monroe, La. / Ouachita Parish HS                       |
| 1   | Caprice Dennis   | G   | 5-9  | So. | Detroit, Mich. / Pershing HS                           |
| 5   | Nigia Greene     | G   | 5-10 | Fr. | Atlanta, Ga. / St. Francis HS                          |
| 20  | Keyona Hayes     | F   | 6-1  | So. | Marietta, Ga. / Saint Francis HS                       |
| 33  | Suriya McGuire   | G   | 5-11 | Jr. | Minneapolis, Minn. / Roosevelt HS                      |
| 23  | Adrienne Motley  | G   | 5-9  | Fr. | Newport News, Va. / Woodside HS                        |
| 12  | Krystal Saunders | G   | 5-8  | Sr. | West Park, Fla. / South Broward HS                     |
| 13  | Tara Schwitter   | G   | 5-4  | Sr. | Oradell, N.J. / Immaculate Heart Academy               |
| 15  | Necole Sterling  | F   | 5-10 | Jr. | Los Angeles, Calif. / Stonewall Jackson(Gulf Coast CC) |
| 3   | Jessica Thomas   | G   | 5-6  | Fr. | Gainesville, Fla. / Buchholz HS                        |

## RETURNERS

| NO. | NAME             | POS | HT   | CL  | HOMETOWN / HIGH SCHOOL (PREVIOUS SCHOOL) |
|-----|------------------|-----|------|-----|--|
| 50  | Maria Brown      | F   | 6-1  | Sr. | Monroe, La. / Ouachita Parish HS         |
| 1   | Caprice Dennis   | G   | 5-9  | So. | Detroit, Mich. / Pershing HS             |
| 20  | Keyona Hayes     | F   | 6-1  | So. | Marietta, Ga. / Saint Francis HS         |
| 33  | Suriya McGuire   | G   | 5-11 | Jr. | Minneapolis, Minn. / Roosevelt HS        |
| 12  | Krystal Saunders | G   | 5-8  | Sr. | West Park, Fla. / South Broward HS       |
| 10  | Michelle Woods   | G   | 5-8  | Jr. | Naples, Fla. / Community HS              |

## NEWCOMERS

| NO. | NAME             | POS | HT   | CL   | HOMETOWN / HIGH SCHOOL (PREVIOUS SCHOOL) |
|-----|------------------|-----|------|------|--|
| 5   | Nigia Greene     | G   | 5-10 | Fr.  | Atlanta, Ga. / St. Francis HS            |
| 23  | Adrienne Motley  | G   | 5-9  | Fr.  | Newport News, Va. / Woodside HS          |
| 15  | Necole Sterling  | F   | 5-10 | Jr.  | Los Angeles, Calif / Gulf Coast CC       |
| 13  | Tara Schwitter   | G   | 5-4  | Sr.  | Oradell, N.J. / Immaculate Heart Academy |
| 3   | Jessica Thomas   | G   | 5-6  | Fr.  | Gainesville, Fla. / Buchholz HS          |
| 21  | Jassany Williams | F   | 6-2  | RJr. | David, Fla. / Nova HS (Auburn)           |

## BY CLASS

| NO. | NAME             | POS | HT   | CL   | HOMETOWN / HIGH SCHOOL (PREVIOUS SCHOOL)                   |
|-----|------------------|-----|------|------|--|
| 50  | Maria Brown      | F   | 6-1  | Sr.  | Monroe, La. / Ouachita Parish HS                           |
| 12  | Krystal Saunders | G   | 5-8  | Sr.  | West Park, Fla. / South Broward HS                         |
| 13  | Tara Schwitter   | G   | 5-4  | Sr.  | Oradell, N.J. / Immaculate Heart Academy                   |
| 21  | Jassany Williams | F   | 6-2  | RJr. | Davie, Fla. / Nova HS (Auburn)                             |
| 33  | Suriya McGuire   | G   | 5-11 | Jr.  | Minneapolis, Minn. / Roosevelt HS                          |
| 15  | Necole Sterling  | F   | 5-10 | Jr.  | Los Angeles, Calif. / Stonewall Jackson HS (Gulf Coast CC) |
| 10  | Michelle Woods   | G   | 5-8  | Jr.  | Naples, Fla. / Community HS                                |
| 1   | Caprice Dennis   | G   | 5-9  | So.  | Detroit, Mich. / Pershing HS                               |
| 20  | Keyona Hayes     | F   | 6-1  | So.  | Marietta, Ga. / Saint Francis HS                           |
| 5   | Nigia Greene     | G   | 5-10 | Fr.  | Atlanta, Ga. / St. Francis HS                              |
| 23  | Adrienne Motley  | G   | 5-9  | Fr.  | Newport News, Va. / Woodside HS                            |
| 3   | Jessica Thomas   | G   | 5-6  | Fr.  | Gainesville, Fla. / Buchholz HS                            |

### PRONUNCIATION GUIDE

50 Maria Ma - RYE - uh  
 33 Suriya sir-RAY-uh  
 20 Keyona key-AH-nuh

Coaches  
 Meier Meyer  
 Carolyn Kieger CARE-oh-lynn  
 KEY-grr

# PLAYER SPOTLIGHTS



**1 • CAPRICE DENNIS • SO • G**

| YEAR | GP-GS | PPG  | RPG | MIN  |
|------|-------|------|-----|------|
| 2013 | 11-6  | 13.5 | 2.4 | 25.4 |



**3 • JESSICA THOMAS • FR • G**

| YEAR | GP-GS | PPG | RPG | MIN  |
|------|-------|-----|-----|------|
| 2013 | 15-1  | 6.3 | 2.4 | 19.6 |



**5 • NIGIA GREENE • FR • G**

| YEAR | GP-GS | PPG | RPG | MIN |
|------|-------|-----|-----|-----|
| 2013 | n/a   | n/a | n/a | n/a |



**10 • MICHELLE WOODS • JR • G**

| YEAR | GP-GS | PPG | RPG | MIN |
|------|-------|-----|-----|-----|
| 2013 | n/a   | n/a | n/a | n/a |



**12 • KRISTAL SAUNDERS • SR • G**

| YEAR | GP-GS | PPG | RPG | MIN  |
|------|-------|-----|-----|------|
| 2013 | 15-15 | 8.7 | 3.1 | 30.5 |



**13 • TARA SCHWITTER • SR • G**

| YEAR | GP-GS | PPG | RPG | MIN |
|------|-------|-----|-----|-----|
| 2013 | 1-0   | 1.0 | 0.0 | 3.0 |



**15 • NICOLE STERLING • JR • F**

| YEAR | GP-GS | PPG | RPG | MIN  |
|------|-------|-----|-----|------|
| 2013 | 14-2  | 4.7 | 3.1 | 15.6 |



**20 • KEYONA HAYES • SO • F**

| YEAR | GP-GS | PPG  | RPG | MIN  |
|------|-------|------|-----|------|
| 2013 | 15-11 | 10.6 | 6.1 | 23.0 |



**21 • JASSANY WILLIAMS • JR • F**

| YEAR | GP-GS | PPG | RPG | MIN  |
|------|-------|-----|-----|------|
| 2013 | 15-9  | 7.2 | 7.5 | 23.7 |



**23 • ADRIENNE MOTLEY • FR • G**

| YEAR | GP-GS | PPG | RPG | MIN  |
|------|-------|-----|-----|------|
| 2013 | 15-12 | 8.2 | 3.6 | 26.3 |



**33 • SURIYA MCGUIRE • JR • G**

| YEAR | GP-GS | PPG  | RPG | MIN  |
|------|-------|------|-----|------|
| 2013 | 15-12 | 10.7 | 4.6 | 23.7 |



**50 • MARIA BROWN • SR • F**

| YEAR | GP-GS | PPG | RPG | MIN  |
|------|-------|-----|-----|------|
| 2013 | 15-7  | 5.7 | 5.2 | 19.9 |

## AP TOP 25

Six of Miami's 2013-14 opponents appear in this week's AP's Top 25. Hurricanes' opponents appear in bold.

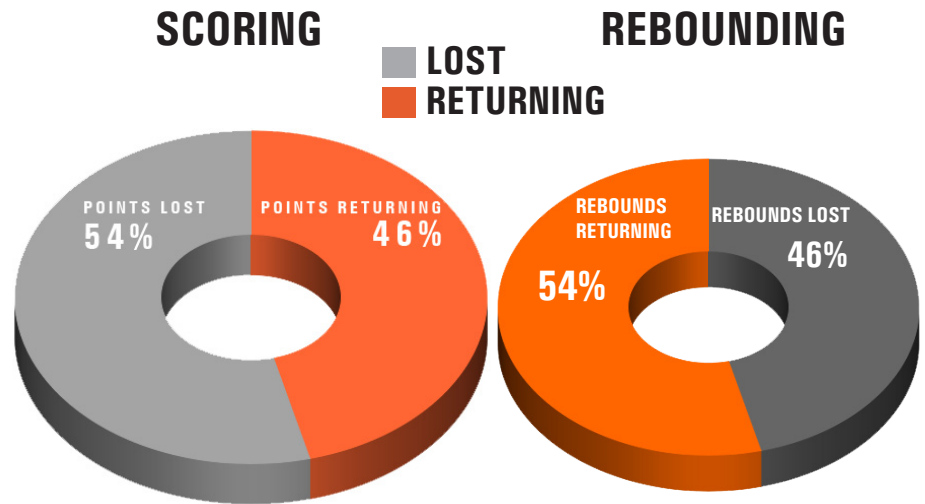
|    |                             |             |
|----|-----------------------------|-------------|
| 1  | Connecticut (36)            | 15-0        |
| 2  | <b>Notre Dame</b>           | <b>13-0</b> |
| 3  | <b>Duke</b>                 | <b>14-1</b> |
| 4  | Stanford                    | 13-1        |
| 5  | Louisville                  | 15-1        |
| 6  | <b>Maryland</b>             | <b>13-1</b> |
| 7  | Baylor                      | 12-1        |
| 8  | Tennessee                   | 12-1        |
| 9  | Kentucky                    | 13-2        |
| 10 | South Carolina              | 14-1        |
| 11 | Iowa State                  | 13-0        |
| 12 | LSU                         | 12-2        |
| 13 | <b>North Carolina</b>       | <b>12-3</b> |
| 14 | Penn State                  | 10-3        |
| 15 | Oklahoma State              | 12-1        |
| 16 | Nebraska                    | 11-2        |
| 17 | Colorado                    | 11-2        |
| 18 | <b>Florida State</b>        | <b>13-1</b> |
| 19 | California                  | 10-3        |
| 20 | <b>North Carolina State</b> | <b>14-1</b> |
| 21 | Purdue                      | 10-3        |
| 22 | Indiana                     | 14-0        |
| 23 | Arizona State               | 12-2        |
| 24 | San Diego                   | 15-0        |
| 25 | Georgia                     | 12-3        |

## ACC PRESEASON POLLS

The Hurricanes were picked 9th by both the Blue Ribbon Panel and the conference's 15 head coaches

|                    |                    |
|--------------------|--------------------|
| 1. Duke            | 1. Duke            |
| 2. Notre Dame      | 2. Notre Dame      |
| 3. Maryland        | 3. Maryland        |
| 4. North Carolina  | 4. North Carolina  |
| T5. Georgia Tech   | 5. Georgia Tech    |
| T5. Florida State  | 6. Florida State   |
| 7. Syracuse        | 7. Syracuse        |
| 8. Virginia        | 8. Virginia        |
| <b>9. Miami</b>    | <b>9. Miami</b>    |
| 10. NC State       | 10. NC State       |
| 11. Boston College | 11. Boston College |
| 12. Wake Forest    | 12. Wake Forest    |
| 13. Virginia Tech  | 13. Virginia Tech  |
| 14. Clemson        | 14. Clemson        |
| 15. Pittsburgh     | 15. Pittsburgh     |

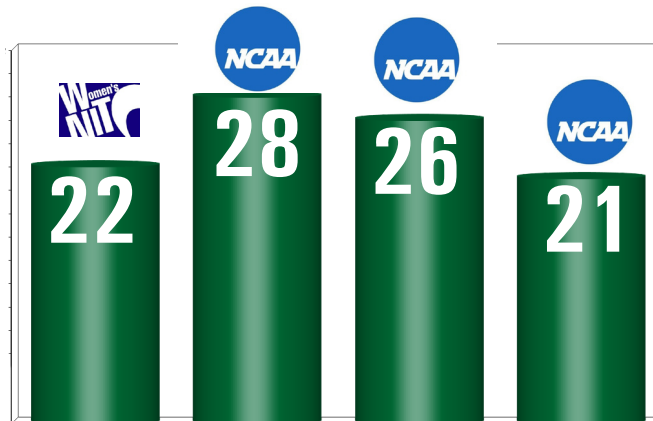
## POINTS / REBOUNDS RETURNING (2012-13)



## FOUR STRAIGHT 20-WIN SEASONS

Miami has played in the postseason in four consecutive years with the most recent three in the NCAA tournament. In each of those seasons, Miami posted 20+ wins.

In 2013-14 Miami will aim to reach its fourth consecutive NCAA tournament and 5th straight 20-win season--something that hasn't been done since the span of 1988-89 through 1992-93.



## MEIER LEADS USA TO GOLD MEDAL



Coach Meier spent her July leading the USA U19 team to a gold medal at the FIBA World Championships in Lithuania.

In the summer of 2012, Meier led many of the same players to a gold medal at the U18 games.

# COMBINED OVERALL STATISTICS

| #              | Player           | gp-gs | min  | avg  | Total   |      | 3-Point |      | F-Throw |      | Rebounds |     |     |      |     | Other |     |     |     |     |      |      |  |   |
|----------------|------------------|-------|------|------|---------|------|---------|------|---------|------|----------|-----|-----|------|-----|-------|-----|-----|-----|-----|------|------|--|---|
|                |                  |       |      |      | fg-fga  | fg%  | 3fg-fga | 3fg% | ft-fa   | ft%  | off      | def | tot | avg  | pf  | dq    | a   | to  | blk | stl | pts  | avg  |  |   |
| 01             | Caprice Dennis   | 11-6  | 279  | 25.4 | 52-130  | .400 | 18-52   | .346 | 27-46   | .587 | 3        | 23  | 26  | 2.4  | 22  | 0     | 16  | 25  | 0   | 19  | 149  | 13.5 |  |   |
| 33             | Suriya McGuire   | 15-12 | 355  | 23.7 | 64-135  | .474 | 2-11    | .182 | 31-55   | .564 | 30       | 39  | 69  | 4.6  | 38  | 0     | 26  | 34  | 14  | 22  | 161  | 10.7 |  |   |
| 20             | Keyona Hayes     | 15-11 | 345  | 23.0 | 63-125  | .504 | 2-7     | .286 | 31-49   | .633 | 33       | 58  | 91  | 6.1  | 42  | 2     | 18  | 30  | 12  | 22  | 159  | 10.6 |  |   |
| 12             | Krystal Saunders | 15-15 | 457  | 30.5 | 40-130  | .308 | 34-103  | .330 | 16-18   | .889 | 15       | 31  | 46  | 3.1  | 33  | 1     | 30  | 18  | 0   | 15  | 130  | 8.7  |  |   |
| 23             | Adrienne Motley  | 15-12 | 395  | 26.3 | 48-126  | .381 | 8-36    | .222 | 19-27   | .704 | 27       | 27  | 54  | 3.6  | 24  | 0     | 39  | 26  | 4   | 18  | 123  | 8.2  |  |   |
| 21             | Jassany Williams | 15-9  | 355  | 23.7 | 43-93   | .462 | 0-0     | .000 | 22-35   | .629 | 39       | 73  | 112 | 7.5  | 34  | 0     | 18  | 17  | 34  | 10  | 108  | 7.2  |  |   |
| 03             | Jessica Thomas   | 15-1  | 294  | 19.6 | 32-84   | .381 | 15-51   | .294 | 15-25   | .600 | 6        | 30  | 36  | 2.4  | 23  | 0     | 24  | 34  | 1   | 21  | 94   | 6.3  |  |   |
| 50             | Maria Brown      | 15-7  | 298  | 19.9 | 34-82   | .415 | 0-3     | .000 | 17-28   | .607 | 28       | 50  | 78  | 5.2  | 45  | 1     | 12  | 24  | 12  | 12  | 85   | 5.7  |  |   |
| 15             | Necole Sterling  | 14-2  | 219  | 15.6 | 24-79   | .304 | 8-26    | .308 | 10-15   | .667 | 13       | 31  | 44  | 3.1  | 25  | 0     | 16  | 26  | 0   | 8   | 66   | 4.7  |  |   |
| 13             | Tara Schwitter   | 1-0   | 3    | 3.0  | 0-1     | .000 | 0-1     | .000 | 1-2     | .500 | 0        | 0   | 0   | 0.0  | 0   | 0     | 0   | 0   | 0   | 3   | 1    | 1.0  |  |   |
| Team           |                  |       |      |      |         |      |         |      |         |      | 37       | 40  | 77  |      |     |       |     |     |     |     |      |      |  | 3 |
| Total.....     |                  | 15    | 3000 |      | 400-985 | .406 | 87-290  | .300 | 189-300 | .630 | 231      | 402 | 633 | 42.2 | 286 | 4     | 199 | 237 | 77  | 150 | 1076 | 71.7 |  |   |
| Opponents..... |                  | 15    | 3000 |      | 315-879 | .358 | 88-288  | .306 | 186-290 | .641 | 217      | 417 | 634 | 42.3 | 293 | -     | 190 | 304 | 38  | 99  | 904  | 60.3 |  |   |

## TEAM STATISTICS

|                        | UM      | OPP     | Date                | Opponent             | Score   | Att. |
|------------------------|---------|---------|---------------------|----------------------|---------|------|
| SCORING                | 1076    | 904     | 11/08/13            | NORTH FLORIDA        | w 79-39 | 703  |
| Points per game        | 71.7    | 60.3    | 11/10/13            | RICHMOND             | L 50-57 | 397  |
| Scoring margin         | +11.5   | -       | 11/15/13            | MIDDLE TENNESSEE     | L 55-61 | 850  |
| FIELD GOALS-ATT        | 400-985 | 315-879 | 11/19/13            | at Oakland           | w 86-68 | 467  |
| Field goal pct         | .406    | .358    | 11-25-13            | YALE                 | w 91-67 | 549  |
| 3 POINT FG-ATT         | 87-290  | 88-288  | 11/29/13            | ST. FRANCIS BROOKLYN | w 78-57 | 620  |
| 3-point FG pct         | .300    | .306    | 11/30/13            | MISSOURI             | w 74-68 | 862  |
| 3-pt FG made per game  | 5.8     | 5.9     | 12/05/13            | at Minnesota         | L 67-74 | 2158 |
| FREE THROWS-ATT        | 189-300 | 186-290 | 12/15/13            | COPPIN ST.           | w 63-58 | 677  |
| Free throw pct         | .630    | .641    | 12/21/13            | at Arizona State     | L 73-75 | 2358 |
| F-Throws made per game | 12.6    | 12.4    | 12-28-13            | MORGAN STATE         | w 80-42 | 0    |
| REBOUNDS               | 633     | 634     | 12-29-13            | NEW MEXICO           | w 67-50 | 773  |
| Rebounds per game      | 42.2    | 42.3    | 1-1-14              | PENN                 | L 66-67 | 875  |
| Rebounding margin      | -0.1    | -       | * 01/04/14          | at Wake Forest       | w 84-53 | 1156 |
| ASSISTS                | 199     | 190     | * 1/9/14            | FLORIDA STATE        | L 63-68 | 1227 |
| Assists per game       | 13.3    | 12.7    | * - Conference game |                      |         |      |
| TURNOVERS              | 237     | 304     |                     |                      |         |      |
| Turnovers per game     | 15.8    | 20.3    |                     |                      |         |      |
| Turnover margin        | +4.5    | -       |                     |                      |         |      |
| Assist/turnover ratio  | 0.8     | 0.6     |                     |                      |         |      |
| STEALS                 | 150     | 99      |                     |                      |         |      |
| Steals per game        | 10.0    | 6.6     |                     |                      |         |      |
| BLOCKS                 | 77      | 38      |                     |                      |         |      |
| Blocks per game        | 5.1     | 2.5     |                     |                      |         |      |
| ATTENDANCE             | 7533    | 6139    |                     |                      |         |      |

# POINTS-ASSISTS-REBOUNDS

| Opponent   | Date     | Score   | DENNIS,CAP | THOMAS,JES | SAUNDERS, | SCHWITTER, | STERLING,N | HAYES,KEYO | WILLIAMS,J | MOTLEY,AD | MCGUIRE,SU | BROWN,MAR |
|------------|----------|---------|------------|------------|-----------|------------|------------|------------|------------|-----------|------------|-----------|
| UNF        | 11/08/13 | 79-39 w | DNP        | 13-2-2     | 16-4-2    | DNP        | 3-7-1      | 13-9-2     | 8-7-0      | 9-8-2     | 15-0-0     | 2-2-0     |
| UR         | 11/10/13 | 50-57 L | DNP        | 10-4-1     | 5-5-2     | DNP        | 14-4-2     | 2-6-0      | 4-7-0      | 0-3-3     | 11-5-4     | 4-5-0     |
| MT         | 11/15/13 | 55-61 L | DNP        | 11-4-2     | 2-2-1     | DNP        | 9-2-2      | 12-1-0     | 9-16-1     | 2-3-4     | 10-3-0     | 0-3-1     |
| at OAKLAND | 11/19/13 | 86-68 w | 14-2-0     | 15-5-6     | 12-2-4    | DNP        | 6-9-4      | 15-5-2     | 9-9-0      | 8-3-3     | 3-6-2      | 4-7-1     |
| YALE       | 11-25-13 | 91-67 w | 26-1-3     | 10-2-3     | 2-1-1     | DNP        | 5-2-1      | 17-7-0     | 12-4-2     | 4-4-2     | 12-4-1     | 3-5-3     |
| SFBKW      | 11/29/13 | 78-57 w | 23-4-3     | 7-2-2      | 13-6-5    | 1-0-0      | 0-1-1      | 15-5-0     | 0-1-0      | 9-4-2     | 5-3-2      | 5-4-1     |
| MU-W       | 11/30/13 | 74-68 w | 23-2-0     | 3-1-0      | 7-2-1     | DNP        | DNP        | 0-8-2      | 4-3-0      | 12-4-3    | 16-8-3     | 9-8-0     |
| at MINN    | 12/05/13 | 67-74 L | 12-2-0     | 0-1-0      | 9-0-1     | DNP        | 2-2-3      | 20-6-2     | 11-3-3     | 2-0-1     | 11-9-5     | 0-6-0     |
| CSUW       | 12/15/13 | 63-58 w | 9-0-2      | 4-2-0      | 12-1-1    | DNP        | 2-2-0      | 8-12-0     | 2-4-2      | 8-1-5     | 6-8-3      | 12-4-0    |
| at ASU     | 12/21/13 | 73-75 L | 3-0-0      | 10-2-1     | 3-5-2     | DNP        | 7-3-0      | 15-6-2     | 7-7-2      | 6-1-2     | 17-5-1     | 5-2-0     |
| MSUW       | 12-28-13 | 80-42 w | DNP        | 2-4-3      | 15-3-1    | DNP        | 3-5-1      | 17-10-4    | 10-13-1    | 10-4-2    | 8-2-3      | 15-6-0    |
| NM         | 12-29-13 | 67-50 w | 4-1-0      | 2-1-1      | 3-3-2     | DNP        | 0-1-0      | 12-8-2     | 8-9-2      | 18-3-2    | 13-2-1     | 7-6-1     |
| PENN       | 1-1-14   | 66-67 L | 13-6-5     | 3-1-2      | 0-6-2     | DNP        | 10-3-0     | 3-1-1      | 8-8-2      | 17-6-2    | 8-5-0      | 4-6-1     |
| at WF      | 01/04/14 | 84-53 w | 7-3-2      | 4-4-0      | 15-2-4    | DNP        | 3-3-1      | 8-4-0      | 4-10-2     | 10-6-1    | 22-4-0     | 11-6-3    |
| FS         | 1/9/14   | 63-68 L | 15-5-1     | 0-1-1      | 16-4-1    | DNP        | 2-0-0      | 2-3-1      | 12-11-1    | 8-4-5     | 4-5-1      | 4-8-1     |

# ACC STATISTICS

| #              | Player           | gp-gs | min | avg  | Total  |      | 3-Point |      | F-Throw |       | Rebounds |     |     |      | pf | dq | a  | to | blk | stl | pts | avg  |
|----------------|------------------|-------|-----|------|--------|------|---------|------|---------|-------|----------|-----|-----|------|----|----|----|----|-----|-----|-----|------|
|                |                  |       |     |      | fg-fga | fg%  | 3fg-fga | 3fg% | ft-fta  | ft%   | off      | def | tot | avq  |    |    |    |    |     |     |     |      |
| 12             | Krystal Saunders | 2-2   | 63  | 31.5 | 9-19   | .474 | 6-15    | .400 | 7-7     | 1.000 | 4        | 2   | 6   | 3.0  | 5  | 0  | 5  | 3  | 0   | 3   | 31  | 15.5 |
| 33             | Suriya McGuire   | 2-2   | 41  | 20.5 | 11-23  | .478 | 0-1     | .000 | 4-7     | .571  | 5        | 4   | 9   | 4.5  | 5  | 0  | 1  | 4  | 0   | 1   | 26  | 13.0 |
| 01             | Caprice Dennis   | 2-0   | 52  | 26.0 | 8-22   | .364 | 2-7     | .286 | 4-6     | .667  | 1        | 7   | 8   | 4.0  | 3  | 0  | 3  | 3  | 0   | 4   | 22  | 11.0 |
| 23             | Adrienne Motley  | 2-2   | 61  | 30.5 | 8-22   | .364 | 2-7     | .286 | 0-1     | .000  | 6        | 4   | 10  | 5.0  | 4  | 0  | 6  | 6  | 1   | 3   | 18  | 9.0  |
| 21             | Jassany Williams | 2-2   | 57  | 28.5 | 8-17   | .471 | 0-0     | .000 | 0-1     | .000  | 8        | 13  | 21  | 10.5 | 7  | 0  | 3  | 4  | 2   | 2   | 16  | 8.0  |
| 50             | Maria Brown      | 2-1   | 56  | 28.0 | 7-17   | .412 | 0-2     | .000 | 1-1     | 1.000 | 6        | 8   | 14  | 7.0  | 7  | 0  | 4  | 6  | 1   | 2   | 15  | 7.5  |
| 20             | Keyona Hayes     | 2-1   | 30  | 15.0 | 4-10   | .400 | 1-2     | .500 | 1-2     | .500  | 4        | 3   | 7   | 3.5  | 7  | 1  | 1  | 8  | 1   | 2   | 10  | 5.0  |
| 15             | Necole Sterling  | 2-0   | 14  | 7.0  | 0-3    | .000 | 0-0     | .000 | 5-6     | .833  | 0        | 3   | 3   | 1.5  | 4  | 0  | 1  | 1  | 0   | 1   | 5   | 2.5  |
| 03             | Jessica Thomas   | 2-0   | 26  | 13.0 | 2-9    | .222 | 0-6     | .000 | 0-0     | .000  | 0        | 5   | 5   | 2.5  | 3  | 0  | 1  | 3  | 1   | 4   | 4   | 2.0  |
| Team           |                  |       |     |      |        |      |         |      |         |       | 4        | 5   | 9   |      |    |    |    |    |     |     |     |      |
| Total.....     |                  | 2     | 400 |      | 57-142 | .401 | 11-40   | .275 | 22-31   | .710  | 38       | 54  | 92  | 46.0 | 45 | 1  | 25 | 38 | 6   | 22  | 147 | 73.5 |
| Opponents..... |                  | 2     | 400 |      | 44-122 | .361 | 4-27    | .148 | 29-50   | .580  | 33       | 52  | 85  | 42.5 | 35 | -  | 20 | 43 | 9   | 17  | 121 | 60.5 |

| TEAM STATISTICS        | UM     | OPP    | Date                | Opponent       | Score   | Att. |
|------------------------|--------|--------|---------------------|----------------|---------|------|
| SCORING                | 147    | 121    | * 01/04/14          | at Wake Forest | W 84-53 | 1156 |
| Points per game        | 73.5   | 60.5   | * 1/9/14            | FLORIDA STATE  | L 63-68 | 1227 |
| Scoring margin         | +13.0  | -      | * - Conference game |                |         |      |
| FIELD GOALS-ATT        | 57-142 | 44-122 |                     |                |         |      |
| Field goal pct         | .401   | .361   |                     |                |         |      |
| 3 POINT FG-ATT         | 11-40  | 4-27   |                     |                |         |      |
| 3-point FG pct         | .275   | .148   |                     |                |         |      |
| 3-pt FG made per game  | 5.5    | 2.0    |                     |                |         |      |
| FREE THROWS-ATT        | 22-31  | 29-50  |                     |                |         |      |
| Free throw pct         | .710   | .580   |                     |                |         |      |
| F-Throws made per game | 11.0   | 14.5   |                     |                |         |      |
| REBOUNDS               | 92     | 85     |                     |                |         |      |
| Rebounds per game      | 46.0   | 42.5   |                     |                |         |      |
| Rebounding margin      | +3.5   | -      |                     |                |         |      |
| ASSISTS                | 25     | 20     |                     |                |         |      |
| Assists per game       | 12.5   | 10.0   |                     |                |         |      |
| TURNOVERS              | 38     | 43     |                     |                |         |      |
| Turnovers per game     | 19.0   | 21.5   |                     |                |         |      |
| Turnover margin        | +2.5   | -      |                     |                |         |      |
| Assist/turnover ratio  | 0.7    | 0.5    |                     |                |         |      |
| STEALS                 | 22     | 17     |                     |                |         |      |
| Steals per game        | 11.0   | 8.5    |                     |                |         |      |
| BLOCKS                 | 6      | 9      |                     |                |         |      |
| Blocks per game        | 3.0    | 4.5    |                     |                |         |      |
| ATTENDANCE             | 1227   | 1156   |                     |                |         |      |
| Home games-Avg/Game    | 1-1227 | 1-1156 |                     |                |         |      |

## METRICS

| #  | Player           | Min | AST% | EFG% | TS%  | Usq% | DRB% | ORB% | TRB% |
|----|------------------|-----|------|------|------|------|------|------|------|
| 50 | Maria Brown      | 298 | 7.3  | .415 | .451 | 17.6 | 16.3 | 8.7  | 12.4 |
| 01 | Caprice Dennis   | 279 | 11.9 | .469 | .496 | 27.8 | 8.0  | 1.0  | 4.4  |
| 20 | Keyona Hayes     | 345 | 10.8 | .512 | .542 | 22.7 | 16.3 | 8.9  | 12.5 |
| 33 | Suriya McGuire   | 355 | 15.1 | .481 | .506 | 24.1 | 10.6 | 7.8  | 9.2  |
| 23 | Adrienne Motley  | 395 | 18.1 | .413 | .446 | 18.4 | 6.6  | 6.3  | 6.5  |
| 12 | Krystal Saunders | 457 | 11.3 | .438 | .471 | 15.1 | 6.6  | 3.0  | 4.8  |
| 13 | Tara Schwitter   | 3   | 0.0  | .000 | .266 | 27.8 | 0.0  | 0.0  | 0.0  |
| 15 | Necole Sterling  | 219 | 13.1 | .354 | .386 | 22.6 | 13.7 | 5.5  | 9.5  |
| 03 | Jessica Thomas   | 294 | 14.6 | .470 | .495 | 19.4 | 9.9  | 1.9  | 5.8  |
| 21 | Jassany Williams | 355 | 9.3  | .462 | .498 | 15.7 | 19.9 | 10.2 | 14.9 |

Estimated possessions: 1125.3  
 Team offensive rating (ORTq): 95.6



# CATEGORY LEADERS

| <b>Points</b>    | <b>G</b> | <b>Pts</b> | <b>Pts/G</b> |
|------------------|----------|------------|--------------|
| Suriya McGuire   | 15       | 161        | 10.7         |
| Keyona Hayes     | 15       | 159        | 10.6         |
| Caprice Dennis   | 11       | 149        | 13.5         |
| Krystal Saunders | 15       | 130        | 8.7          |
| Adrienne Motley  | 15       | 123        | 8.2          |
| Jassany Williams | 15       | 108        | 7.2          |
| Jessica Thomas   | 15       | 94         | 6.3          |
| Maria Brown      | 15       | 85         | 5.7          |
| Necole Sterling  | 14       | 66         | 4.7          |
| Tara Schwitter   | 1        | 1          | 1.0          |

| <b>FG Percentage</b> | <b>FG</b> | <b>Att</b> | <b>Pct</b> |
|----------------------|-----------|------------|------------|
| Keyona Hayes         | 63        | 125        | .504       |
| Suriya McGuire       | 64        | 135        | .474       |
| Jassany Williams     | 43        | 93         | .462       |
| Maria Brown          | 34        | 82         | .415       |
| Caprice Dennis       | 52        | 130        | .400       |
| Jessica Thomas       | 32        | 84         | .381       |
| Adrienne Motley      | 48        | 126        | .381       |
| Krystal Saunders     | 40        | 130        | .308       |
| Necole Sterling      | 24        | 79         | .304       |
| Tara Schwitter       | 0         | 1          | .000       |

| <b>3-Point Percentage</b> | <b>3FG</b> | <b>Att</b> | <b>Pct</b> |
|---------------------------|------------|------------|------------|
| Caprice Dennis            | 18         | 52         | .346       |
| Krystal Saunders          | 34         | 103        | .330       |
| Necole Sterling           | 8          | 26         | .308       |
| Jessica Thomas            | 15         | 51         | .294       |
| Keyona Hayes              | 2          | 7          | .286       |
| Adrienne Motley           | 8          | 36         | .222       |
| Suriya McGuire            | 2          | 11         | .182       |
| Maria Brown               | 0          | 3          | .000       |
| Tara Schwitter            | 0          | 1          | .000       |

| <b>Free Throw Percent</b> | <b>FG</b> | <b>Att</b> | <b>Pct</b> |
|---------------------------|-----------|------------|------------|
| Krystal Saunders          | 16        | 18         | .889       |
| Adrienne Motley           | 19        | 27         | .704       |
| Necole Sterling           | 10        | 15         | .667       |
| Keyona Hayes              | 31        | 49         | .633       |
| Jassany Williams          | 22        | 35         | .629       |
| Maria Brown               | 17        | 28         | .607       |
| Jessica Thomas            | 15        | 25         | .600       |
| Caprice Dennis            | 27        | 46         | .587       |
| Suriya McGuire            | 31        | 55         | .564       |
| Tara Schwitter            | 1         | 2          | .500       |

| <b>Scoring Average</b> | <b>G</b> | <b>Pts</b> | <b>Avg/G</b> |
|------------------------|----------|------------|--------------|
| Caprice Dennis         | 11       | 149        | 13.5         |
| Suriya McGuire         | 15       | 161        | 10.7         |
| Keyona Hayes           | 15       | 159        | 10.6         |
| Krystal Saunders       | 15       | 130        | 8.7          |
| Adrienne Motley        | 15       | 123        | 8.2          |
| Jassany Williams       | 15       | 108        | 7.2          |
| Jessica Thomas         | 15       | 94         | 6.3          |
| Maria Brown            | 15       | 85         | 5.7          |
| Necole Sterling        | 14       | 66         | 4.7          |
| Tara Schwitter         | 1        | 1          | 1.0          |

| <b>Field Goal Attempts</b> | <b>G</b> | <b>Att</b> | <b>Att/G</b> |
|----------------------------|----------|------------|--------------|
| Suriya McGuire             | 15       | 135        | 9.0          |
| Krystal Saunders           | 15       | 130        | 8.7          |
| Caprice Dennis             | 11       | 130        | 11.8         |
| Adrienne Motley            | 15       | 126        | 8.4          |
| Keyona Hayes               | 15       | 125        | 8.3          |

| <b>Field Goals Made</b> | <b>G</b> | <b>Made</b> | <b>Made/G</b> |
|-------------------------|----------|-------------|---------------|
| Suriya McGuire          | 15       | 64          | 4.3           |
| Keyona Hayes            | 15       | 63          | 4.2           |
| Caprice Dennis          | 11       | 52          | 4.7           |
| Adrienne Motley         | 15       | 48          | 3.2           |
| Jassany Williams        | 15       | 43          | 2.9           |

| <b>3-Point FG Attempts</b> | <b>G</b> | <b>Att</b> | <b>Att/G</b> |
|----------------------------|----------|------------|--------------|
| Krystal Saunders           | 15       | 103        | 6.9          |
| Caprice Dennis             | 11       | 52         | 4.7          |
| Jessica Thomas             | 15       | 51         | 3.4          |
| Adrienne Motley            | 15       | 36         | 2.4          |
| Necole Sterling            | 14       | 26         | 1.9          |

| <b>3-Point FG Made</b> | <b>G</b> | <b>Made</b> | <b>Made/G</b> |
|------------------------|----------|-------------|---------------|
| Krystal Saunders       | 15       | 34          | 2.3           |
| Caprice Dennis         | 11       | 18          | 1.6           |
| Jessica Thomas         | 15       | 15          | 1.0           |
| Adrienne Motley        | 15       | 8           | 0.5           |
| Necole Sterling        | 14       | 8           | 0.6           |

| <b>Free Throw Attempts</b> | <b>G</b> | <b>Att</b> | <b>Att/G</b> |
|----------------------------|----------|------------|--------------|
| Suriya McGuire             | 15       | 55         | 3.7          |
| Keyona Hayes               | 15       | 49         | 3.3          |
| Caprice Dennis             | 11       | 46         | 4.2          |
| Jassany Williams           | 15       | 35         | 2.3          |
| Maria Brown                | 15       | 28         | 1.9          |

| <b>Free Throws Made</b> | <b>G</b> | <b>Made</b> | <b>Made/G</b> |
|-------------------------|----------|-------------|---------------|
| Suriya McGuire          | 15       | 31          | 2.1           |
| Keyona Hayes            | 15       | 31          | 2.1           |
| Caprice Dennis          | 11       | 27          | 2.5           |
| Jassany Williams        | 15       | 22          | 1.5           |
| Adrienne Motley         | 15       | 19          | 1.3           |



# THE KATIE MEIER FILE

Ninth Season | Duke, 1990

Hometown: Wheaton, Ill. | Head Coach: Charlotte, 2001-05 | Miami, 2005-present

## MEIER'S CAREER

|                      |               |
|----------------------|---------------|
| Assistant            | Tulane        |
| 1994-99              | Tulane        |
| 1993-94              | UNC Asheville |
| Associate Head Coach |               |
| 1999-2001            | Tulane        |
| Head Coach           |               |
| 2005-pres.           | Miami         |
| 2001-05              | Charlotte     |

## EDUCATION

Wheaton High School, 1985  
 Duke University, 1990  
 M.A. English (Teaching English)  
 Duke University, 1989  
 B.A. English (Literature)

## NCAA APPEARANCES

2003 - Charlotte  
 2011 - Miami  
 2012 - Miami  
 2013 - Miami

## WNIT APPEARANCES

2004 - Charlotte  
 2005 - Charlotte  
 2006 - Miami  
 2010 - Miami

## PLAYING CAREER

Wheaton High School, 1981-85  
 Duke University, 1985-90  
 BBC Mini-Flat Waregem (Belgium), 1990-93

## MISCELLANEOUS

ACC Rookie of the Year, 1986  
 GTE Academic All-American, 1988  
 First Team All-ACC, 1990  
 Kodak/WBCA District All-American, 1990  
 Duke Hall of Honor Inductee, 2002  
 ACC Tournament Legend, 2006  
 ACC Coach of the Year, 2011  
 AP National Coach of the Year, 2011

## PERSONAL

Hometown: Wheaton, Ill.

Katie Meier enters her ninth season as the head coach of the Hurricanes' women's basketball program in 2012-13. A well-known and respected figure in women's basketball, Meier has worked tirelessly to put her mark on Miami's program and to build a winning tradition.

All of her hard work was rewarded after the 2010-11 season when she was named the Associated Press National Coach of the Year - sharing the award with Connecticut's Geno Auriemma and Stanford's Tara VanDerveer.

Meier led the Hurricanes into the NCAA tournament for the first time since 2004 and its win over Gardner-Webb in the first round was the first tournament win for the 'Canes since 1993. Miami entered the 2010-11 season with high internal expectations, but was picked eighth in the Preseason ACC Poll and coming off a season in which it was the No. 12 seed in the ACC Tournament.

However, the Hurricanes exceeded all of the outside expectations and, at one point, won 17 straight games. They were a perfect 20-0 inside the BankUnited Center and finished 12-2 in ACC play - earning their first regular season conference title since joining the league in 2004. As a reward, Meier was named the ACC Coach of the Year and later would be selected as the WBCA/RUSSELL ATHLETIC Region 2 Coach of the Year, as voted on by her peers.

Meier continued that success into the 2011-12 season, a year in which the Canes accomplished many firsts for the program.

Miami defeated Maryland - the eventual ACC Tournament champ - twice during the regular season, the first when they were ranked No. 5 in the nation. It was the first time in program history that the Hurricanes had defeated a Top 5 team. Later in the year, UM ascended to its highest ranking ever, also at No. 5.

The Hurricanes have proved to be formidable on the court inside the BankUnited Center, as the 2011-12 season saw Miami go undefeated at home for the second consecutive season. Their 16-0 mark on the year pushed the Canes record home win streak to 40 consecutive games. Only Stanford ended the season with a longer active streak.

For her dedication to the University of Miami and the athletic department, Meier was signed to a two-year contract extension, securing the Wheaton, Ill., native through the 2017-18 season.

### A New Era

Hired April 19, 2005, Meier was appointed by then Miami AD Paul Dee in front of national and local media, fans, alumni and support staff, signifying the beginning of a new era.

Following an unprecedented career as one of the greatest athletes to ever play in the Atlantic Coast Conference, Meier quickly established herself in the coaching ranks. Following an impressive four-year tenure as the head coach at Charlotte where she helped bring the 49er program into national prominence, Meier made it clear that her goal was to make Miami one of the premier women's basketball programs in the country.

### Creating a Winning Program

In her first season, Meier wasted little time in making the first steps towards those goals. After receiving little attention in the ACC preseason polls, the Hurricanes posted an impressive overall record of 17-13. Fighting through a conference that would send nine teams to the postseason, including three to the NCAA Final Four. Miami finished with a sixth-place, 6-8 record in ACC play en route to earning a berth into the second round of the 2006 Women's National Invitation Tournament.

Throughout the season Miami posted wins over ranked teams such as Mississippi (No. 25), Boston College (No. 21) and Virginia Tech (No. 25) and nearly knocked off then-No. 1 Duke in double-overtime. The Hurricanes also recorded wins over two eventual conference champions in Hartford (America East) and Oakland (Mid-Continent). Under her direction, standout Tamara James produced one of the greatest seasons ever seen by a UM player in 2005-06 becoming the Miami's all-time leading scorer and selected as the No. 8 overall pick in the 2006 WNBA Draft by the Washington Mystics.

In Meier's second season in 2006-07, the Hurricanes got off to a strong start, winning seven of their first eight games--including a 79-70 win over Indiana to claim the UM Thanksgiving Tournament title. On Dec. 1, Meier picked up her 100th career victory as the Hurricanes defeated Jackson State, 77-50. However, with only eight healthy players to call upon by the start of the ACC schedule, Miami faced challenge after challenge competing in a league that ranked among the top-three strongest women's basketball conferences nationally and produced two of the NCAA Tournament's four No. 1 seeds in 2006-07.

## MEIER'S CAREER RECORDS

| School    | Years      | Overall | Conference |
|-----------|------------|---------|------------|
| Charlotte | 2001-05    | 76-45   | 36-20      |
| Miami     | 2005-pres. | 156-111 | 53-65      |
| Overall   | 12         | 232-156 | 89-85      |

Renee Taylor emerged as the ACC's leading scorer--upholding Miami's streak of producing the league's leading scorer in all three years it had been a member. The All-ACC Second Team selection set school records in single-game scoring with 42 points at Houston and becoming the 19th Hurricane to score at least 1,000 points--and just the sixth to do so in her first two seasons. In addition, transfer Maurita Reid emerged as a defensive threat, tying the school record with 10 steals versus Wake Forest and finishing among the ACC's leaders and NCAA's top 10 in steals per game.

The 2007-08 season, Meier's third with the Hurricanes, saw Maurita Reid continue her rise among the ACC elite. The senior was nothing short of impressive shooting beyond the arc and picking opponent's pockets. She hit four or more three-pointers on 10 different occasions and finished the season with 110 steals, good for second in the conference and fifth in the NCAA. The Queens, N.Y. native led the team in points (15.3 ppg) and rebounding (5.6 rpg) and was also named to the ACC All-Defensive Team.



# MARIA BROWN

Senior | Forward | 6-1

Monroe, La. | Ouachita Parish

# #50

## Brown Season / Career Highs

Points  
Season: 15, vs Morgan State 12/28/13  
Career: 15, vs Morgan State 12/28/13

Rebounds  
Season: 8, vs Florida State 1/9/14  
Career: 9, vs. Radford 11/24/12

Assists  
Season: 3, at Wake Forest 1/4/14  
Career: 3, at Wake Forest 1/4/14

Steals  
Season: 3, at Oakland 11/19/13  
Career: 3\*, at Oakland 11/19/13

Blocked Shots  
Season: 4, vs MTSU 11/15/13  
Career: 4, vs MTSU 11/15/13

Field Goals  
Season: 6, vs Morgan State 12/28/13  
Career: 6, vs Morgan State 12/28/13

Field Goal Attempts  
Season: 9, at Wake Forest 1/4/14  
Career: 10, vs. Radford 11/24/12

Free Throws  
Season: 6, vs Coppin State 12/15/13  
Career: 6, vs Coppin State 12/15/13

Free Throw Attempts  
Season: 9, vs Coppin State 12/15/13  
Career: 9, vs Coppin State 12/15/13

3-Point Field Goals  
Season:  
Career:

3-Point Field Goal Attempts  
Season: 1\*, vs Florida State 1/9/14  
Career: 1\*, vs Florida State 1/9/14

Minutes  
Season: 33 vs Florida State 1/9/14  
Career: 33 vs Florida State 1/9/14

\*Recorded more than once with most recent listed

### 2013-14 (Senior)

Scored two points and grabbed two boards in the season-opening win against UNF ... Contributed four points and five rebounds in the loss to Richmond on Nov. 10 ... Blocked a season-high four shots while grabbing three rebounds against Middle Tennessee on Nov. 15 ... Grabbed a then season-high seven rebounds while adding four points in road win at Oakland ... Tallied five points and four rebounds in the Miami Thanksgiving tournament semifinal win against St. Francis Brooklyn ... Scored season-high nine points while grabbing eight boards in the championship game against Missouri ... Scored a career-high 15 points against Morgan State in the semifinals of the Miami Holiday Tournament ... Also pulled down six rebounds in the game ... Scored seven points and grabbed six rebounds in championship game against New Mexico ... Tallied 11 points and six rebounds in the ACC-opening win at Wake Forest.

**As a Junior (2012-13):** Scored six points and grabbed five rebounds vs. Virginia Tech (2/3)... Pulled down six rebounds in win over No. 6 Penn State (11/29)... In first career start, scored eight points, grabbed a career-high nine rebounds and dished out career-high tying two assists vs. Radford (11/24)... Scored a career-best 10 points vs. FAU (11/23).

**As a Sophomore (2011-12):** Tied game-high with six rebounds vs. Boston College (2/26)... Scored six points and pulled down six boards at Boston College (1/29)... Grabbed career-best seven rebounds at North Carolina (1/2)... Scored seven points and had three rebounds and two steals vs. Holy Cross (12/28)... Scored seven points with four rebounds versus USF (11/24)... Grabbed four boards and scored four points vs. Prairie View A&M (11/17)... Was great off the bench at No. 3 Tennessee (11/15), hitting 4-of-5 shots for eight points.

**As a Freshman (2010-11):** Appeared in all 33 games of 2010-11 season... Scored career-high nine points and four career-best six rebounds against UC Riverside (12/18) and George Washington (12/28)... Recorded career-best three team in blocked shots in nine games during 2010-11 season.

**High School:** Rated as 28th best player at position nationally by HoopGurlz.com... Averaged 13 points and nine rebounds recognition after sophomore and junior seasons... During career helped Lady Lions achieve No. 1 ranking in state in

| 2010-11               |   |   |   |
|-----------------------|---|---|---|
| Opposition            | P | R | A |
| KENNESAW STATE        | 0 | 4 | 0 |
| at Nebraska           | 0 | 1 | 0 |
| MIAMI (OH)            | 4 | 3 | 1 |
| UAB                   | 5 | 1 | 1 |
| FLORIDA ATLANTIC      | 7 | 4 | 0 |
| UNC GREENSBORO        | 3 | 4 | 0 |
| SOUTHERN              | 5 | 3 | 1 |
| CAL STATE BAKERSFIELD | 3 | 1 |   |
| GEORGETOWN            | 3 | 4 | 1 |
| ALCORN STATE          | 8 | 3 | 0 |
| UC RIVERSIDE          | 7 | 6 | 1 |
| at Ole Miss           | 9 | 3 | 1 |
| GEORGE WASHINGTON     | 6 | 6 | 1 |
| MORGAN STATE          | 6 | 3 | 1 |
| LIPSCOMB              | 2 | 5 | 0 |
| at Virginia           | 0 | 2 | 0 |
| at Virginia Tech      | 0 | 1 | 0 |
| CLEMSON               | 2 | 5 | 0 |
| BOSTON COLLEGE        | 0 | 0 | 1 |
| at Florida State      | 1 | 1 | 1 |
| NC STATE              | 4 | 1 | 0 |
| GEORGIA TECH          | 2 | 0 | 0 |
| at Duke               | 0 | 1 | 1 |
| MARYLAND              | 1 | 0 | 0 |
| at North Carolina     | 0 | 1 | 1 |
| at Boston College     | 2 | 0 | 0 |
| WAKE FOREST           | 4 | 3 | 0 |
| FLORIDA STATE         | 1 | 1 | 1 |
| at Georgia Tech       | 0 | 1 | 0 |
| vs. NC State          | 2 | 4 | 0 |
| vs. North Carolina    | 0 | 1 | 0 |
| vs. Gardner-Webb      | 0 | 0 | 0 |
| vs. Oklahoma          | 0 | 0 | 0 |

| 2011-12            |   |   |   |
|--------------------|---|---|---|
| Opposition         | P | R | A |
| TEXAS-PAN AMERICAN | 2 | 4 | 2 |
| at Tennessee       | 8 | 3 | 0 |
| PRAIRIE VIEW A&M   | 4 | 4 | 2 |
| at AK.-Anchorage   | 5 | 2 | 0 |
| vs. USF            | 7 | 4 | 0 |
| LONGWOOD           | 2 | 3 | 0 |
| at Michigan State  | 2 | 3 | 0 |
| RUTGERS            | 2 | 2 | 0 |
| OLE MISS           | 4 | 3 | 1 |
| LA-MONROE          | 2 | 2 | 1 |
| at Georgetown      | 2 | 5 | 1 |
| HOLY CROSS         | 7 | 3 | 0 |
| VCU                | 2 | 3 | 0 |
| at North Carolina  | 0 | 7 | 0 |
| NC STATE           | 4 | 2 | 1 |
| at Georgia Tech    | 0 | 4 | 0 |
| MARYLAND           | 0 | 3 | 0 |
| at Florida State   | 0 | 2 | 0 |
| at Virginia        | 0 | 1 | 0 |
| VIRGINIA TECH      | 6 | 2 | 2 |
| WAKE FOREST        | 2 | 3 | 0 |
| at Boston College  | 6 | 6 | 0 |
| CLEMSON            | 6 | 1 | 1 |
| NORTH CAROLINA     | 0 | 4 | 1 |
| at Maryland        | 0 | 1 | 1 |
| at NC State        | 0 | 1 | 0 |
| FLORIDA STATE      | 4 | 2 | 1 |
| at Duke            | 0 | 1 | 0 |
| BOSTON COLLEGE     | 2 | 6 | 0 |
| vs. Wake Forest    | 0 | 0 | 0 |
| vs. Idaho State    | 0 | 2 | 0 |
| at Gonzaga         | 0 | 4 | 0 |

| 2012-13           |    |   |   |
|-------------------|----|---|---|
| Opposition        | P  | R | A |
| UNF               | 2  | 2 | 2 |
| Richmond          | 4  | 0 | 0 |
| Tennessee         | 4  | 8 | 1 |
| FAU               | 10 | 2 | 1 |
| Radford           | 8  | 9 | 2 |
| Penn State        | 2  | 6 | 1 |
| Alcorn State      | 2  | 3 | 0 |
| Davidson          | 0  | 2 | 1 |
| Rutgers           | 0  | 1 | 0 |
| NC State          | 0  | 4 | 1 |
| Central Conn. St. | 0  | 0 | 1 |
| Wisconsin         | 2  | 6 | 1 |
| Clemson           | 5  | 2 | 2 |
| Virginia          | 2  | 4 | 0 |
| Maryland          | 3  | 1 | 1 |
| Florida State     | 4  | 3 | 1 |
| Georgia Tech      | 0  | 0 | 0 |
| Virginia          | 2  | 3 | 0 |
| Wake Forest       | 2  | 3 | 1 |
| North Carolina    | 2  | 1 | 0 |
| Duke              | 0  | 0 | 0 |
| Virginia Tech     | 6  | 5 | 0 |
| Clemson           | 0  | 2 | 0 |
| Florida State     | 4  | 4 | 0 |
| Boston College    | 2  | 4 | 0 |
| NC State          | 5  | 4 | 0 |
| Georgia Tech      | 4  | 2 | 0 |
| Duke              | 0  | 4 | 2 |
| Virginia Tech     | 2  | 5 | 0 |
| Virginia Tech     | 4  | 0 | 1 |
| Florida State     | 2  | 4 | 1 |

| 2013-14          |    |   |   |
|------------------|----|---|---|
| Opposition       | P  | R | A |
| UNF              | 2  | 2 | 0 |
| Richmond         | 4  | 5 | 0 |
| Middle Tennessee | 0  | 3 | 1 |
| Oakland          | 4  | 7 | 1 |
| Yale             | 3  | 5 | 3 |
| St. Francis      | 5  | 4 | 1 |
| Mizzou           | 9  | 8 | 0 |
| Minnesota        | 0  | 6 | 0 |
| Coppin State     | 12 | 4 | 0 |
| Arizona State    | 5  | 2 | 0 |
| Morgan State     | 15 | 6 | 0 |
| UNM              | 7  | 6 | 1 |
| Penn             | 4  | 6 | 1 |
| Wake Forest      | 11 | 6 | 3 |
| Florida State    | 4  | 8 | 1 |
| Virginia Tech    | -  | - | - |
| Boston College   | -  | - | - |
| NC State         | -  | - | - |
| Notre Dame       | -  | - | - |
| Clemson          | -  | - | - |
| Duke             | -  | - | - |
| North Carolina   | -  | - | - |
| Georgia Tech     | -  | - | - |
| Maryland         | -  | - | - |
| Florida State    | -  | - | - |
| Syracuse         | -  | - | - |
| Wake Forest      | -  | - | - |
| Virginia         | -  | - | - |
| Pittsburgh       | -  | - | - |

filed goals at Ole Miss (12/21)... Grabbed steals vs. Alcorn State (12/11)... Led

per game as junior... Received all-state class 5A.

| BROWN Opponent   | Date     | GS | TOTAL    |            |           | 3-PTS       |          |          | FREE THROWS |           |           | REBOUNDS    |           |           |           | PF         | FO        | A        | TO        | Blk       | Stl       | Pts       | Avg       |            |
|------------------|----------|----|----------|------------|-----------|-------------|----------|----------|-------------|-----------|-----------|-------------|-----------|-----------|-----------|------------|-----------|----------|-----------|-----------|-----------|-----------|-----------|------------|
|                  |          |    | Min      | FG         | FGA       | Pct         | 3FG      | FGA      | Pct         | FT        | FTA       | Pct         | Off       | Def       | Tot       |            |           |          |           |           |           |           |           | Avg        |
| NORTH FLORIDA    | 11/08/13 | *  | 14       | 1          | 3         | .333        | 0        | 0        | .000        | 0         | 0         | .000        | 1         | 1         | 2         | 2.0        | 5         | 1        | 0         | 0         | 1         | 1         | 2         | 2.0        |
| RICHMOND         | 11/10/13 | *  | 23       | 2          | 4         | .500        | 0        | 0        | .000        | 0         | 0         | .000        | 0         | 5         | 5         | 3.5        | 3         | 0        | 0         | 1         | 1         | 1         | 4         | 3.0        |
| MIDDLE TENN      | 11/15/13 | *  | 17       | 0          | 3         | .000        | 0        | 0        | .000        | 0         | 0         | .000        | 1         | 2         | 3         | 3.3        | 3         | 0        | 1         | 2         | 4         | 1         | 0         | 2.0        |
| at Oakland       | 11/19/13 | *  | 21       | 2          | 8         | .250        | 0        | 0        | .000        | 0         | 0         | .000        | 3         | 4         | 7         | 4.3        | 1         | 0        | 1         | 2         | 1         | 3         | 4         | 2.5        |
| YALE             | 11-25-13 |    | 19       | 1          | 2         | .500        | 0        | 0        | .000        | 1         | 2         | .500        | 0         | 5         | 5         | 4.4        | 1         | 0        | 3         | 2         | 0         | 1         | 3         | 2.6        |
| ST. FRANCIS      | 11/29/13 |    | 25       | 2          | 4         | .500        | 0        | 0        | .000        | 1         | 2         | .500        | 1         | 3         | 4         | 4.3        | 4         | 0        | 1         | 2         | 1         | 2         | 5         | 3.0        |
| MISSOURI         | 11/30/13 | *  | 23       | 3          | 8         | .375        | 0        | 0        | .000        | 3         | 3         | 1.000       | 6         | 2         | 8         | 4.9        | 3         | 0        | 0         | 2         | 1         | 0         | 9         | 3.9        |
| at Minnesota     | 12/05/13 | *  | 13       | 0          | 2         | .000        | 0        | 0        | .000        | 0         | 0         | .000        | 1         | 5         | 6         | 5.0        | 3         | 0        | 0         | 0         | 0         | 0         | 0         | 3.4        |
| COPPIN ST.       | 12/15/13 |    | 23       | 3          | 7         | .429        | 0        | 1        | .000        | 6         | 9         | .667        | 2         | 2         | 4         | 4.9        | 2         | 0        | 0         | 4         | 1         | 1         | 12        | 4.3        |
| at Arizona State | 12/21/13 |    | 9        | 2          | 5         | .400        | 0        | 0        | .000        | 1         | 2         | .500        | 0         | 2         | 2         | 4.6        | 4         | 0        | 0         | 1         | 0         | 0         | 5         | 4.4        |
| MORGAN STATE     | 12-28-13 |    | 16       | 6          | 7         | .857        | 0        | 0        | .000        | 3         | 5         | .600        | 2         | 4         | 6         | 4.7        | 2         | 0        | 0         | 0         | 1         | 0         | 15        | 5.4        |
| NEW MEXICO       | 12-29-13 |    | 20       | 3          | 5         | .600        | 0        | 0        | .000        | 1         | 4         | .250        | 3         | 3         | 6         | 4.8        | 4         | 0        | 1         | 2         | 0         | 0         | 7         | 5.5        |
| PENN             | 1-1-14   |    | 19       | 2          | 7         | .286        | 0        | 0        | .000        | 0         | 0         | .000        | 2         | 4         | 6         | 4.9        | 3         | 0        | 1         | 0         | 0         | 0         | 4         | 5.4        |
| at Wake Forest   | 01/04/14 |    | 23       | 5          | 9         | .556        | 0        | 1        | .000        | 1         | 1         | 1.000       | 4         | 2         | 6         | 5.0        | 4         | 0        | 3         | 1         | 0         | 2         | 11        | 5.8        |
| FLORIDA STATE    | 1/9/14   | *  | 33       | 2          | 8         | .250        | 0        | 1        | .000        | 0         | 0         | .000        | 2         | 6         | 8         | 5.2        | 3         | 0        | 1         | 5         | 1         | 0         | 4         | 5.7        |
| <b>Totals</b>    |          |    | <b>7</b> | <b>298</b> | <b>34</b> | <b>.415</b> | <b>0</b> | <b>3</b> | <b>.000</b> | <b>17</b> | <b>28</b> | <b>.607</b> | <b>28</b> | <b>50</b> | <b>78</b> | <b>5.2</b> | <b>45</b> | <b>1</b> | <b>12</b> | <b>24</b> | <b>12</b> | <b>12</b> | <b>85</b> | <b>5.7</b> |



# CAPRICE DENNIS

# #1

Sophomore | Guard | 5-9

Detroit, Mich. | Pershing

## Dennis Season / Career Highs

Points  
Season: 26, vs. Yale 11/25/13  
Career: 26, vs. Yale 11/25/13

Rebounds  
Season: 6, vs Penn 1/1/14  
Career: 6, vs Penn 1/1/14

Assists  
Season: 5, vs. Penn 1/1/14  
Career: 5, vs. Penn 1/1/14

Steals  
Season: 4, vs Coppin State 12/15/13  
Career: 3\*, vs Missouri 11/30/13

Blocked Shots  
Season:  
Career: 1\*, vs. Wisconsin 12/29/12

Field Goals  
Season: 9\*, vs Missouri 11/30/13  
Career: 9\*, vs Missouri 11/30/13

Field Goal Attempts  
Season: 16\*, vs Missouri 11/30/13  
Career: 16\*, vs Missouri 11/30/13

Free Throws  
Season: 7, vs Yale 11/25/13  
Career: 7, vs Yale 11/25/13

Free Throw Attempts  
Season: 8, vs Yale 11/25/13  
Career: 8, vs Yale 11/25/13

3-Point Field Goals  
Season: 4, at Oakland, 11/19/13  
Career: 4, at Oakland, 11/19/13

3-Point Field Goal Attempts  
Season: 10, at Oakland, 11/19/13  
Career: 10, at Oakland 11/19/13

Minutes  
Season: 32, vs. Yale 11/25/13  
Career: 32, vs Yale 11/25/13

\*Recorded more than once with most recent


**2013-14 (Sophomore)** Dropped in a then career-high 14 points in her season-debut at Oakland ... Went 4-for-12 on three-pointers ... Set a new career-high for the second straight game at Yale when she scored 26 points on 9-of-15 shooting while going 7-for-8 from the line ... Scores 20+ for the second straight game against St. Francis Brooklyn when she contributed 23 points on 50 percent shooting from the field ... Notched her third straight 20+ point performance against Missouri in the championship of the Miami Thanksgiving Tournament ... Was named tournament MVP ... Scored in double-figures for her fifth straight game of the season in 12-point effort against Minnesota ... Scored nine points in win against Coppin State on 12/15/13 ... On 1/1/14 against Penn, scored in double figures where she had 13 points on 5-of-15 shooting from the field ... Tallied seven points and three rebounds in the ACC-opening win at Wake Forest on 1/4/14.

**As a Freshman (2012-13):** Reached season highs in points (9) and assists (4) vs. Alcorn State... Scored five point to go along with three rebounds and two steals in collegiate debut vs. UNF (11/9).

| Opposition        | 2012-13 |   |   |
|-------------------|---------|---|---|
|                   | P       | R | A |
| UNF               | 5       | 1 | 3 |
| Richmond          | 4       | 1 | 1 |
| Tennessee         | 6       | 0 | 0 |
| FAU               | 5       | 2 | 1 |
| Radford           | 3       | 1 | 1 |
| Penn State        | 4       | 0 | 0 |
| Alcorn State      | 9       | 1 | 4 |
| Davidson          | 2       | 1 | 0 |
| Rutgers           | 2       | 1 | 0 |
| NC State          | 0       | 4 | 1 |
| Central Conn. St. | 0       | 3 | 1 |
| Wisconsin         | 3       | 3 | 2 |
| Clemson           | 5       | 3 | 1 |
| Virginia          | 0       | 1 | 2 |
| Maryland          | 2       | 1 | 1 |
| Florida State     | 0       | 0 | 0 |
| Georgia Tech      | 1       | 0 | 0 |
| Virginia          | -       | - | - |
| Wake Forest       | 0       | 0 | 0 |
| North Carolina    | 0       | 0 | 0 |
| Duke              | 0       | 0 | 0 |
| Virginia Tech     | 3       | 0 | 1 |
| Clemson           | 2       | 0 | 0 |
| Florida State     | 5       | 0 | 1 |
| Boston College    | 0       | 0 | 0 |
| NC State          | 0       | 2 | 0 |
| Georgia Tech      | 2       | 0 | 1 |
| Duke              | -       | - | - |
| Virginia Tech     | -       | - | - |
| Virginia Tech     | -       | - | - |
| Florida State     | -       | - | - |

| Opposition       | 2013-14 |   |   |
|------------------|---------|---|---|
|                  | P       | R | A |
| UNF              | -       | - | - |
| Richmond         | -       | - | - |
| Middle Tennessee | -       | - | - |
| Oakland          | 14      | 2 | 0 |
| Yale             | 26      | 3 | 1 |
| St. Francis      | 23      | 4 | 3 |
| Mizzou           | 23      | 2 | 0 |
| Minnesota        | 12      | 2 | 0 |
| Coppin State     | 9       | 0 | 2 |
| Arizona State    | 3       | 0 | 0 |
| Morgan State     | 4       | 1 | 0 |
| New Mexico       | 4       | 1 | 0 |
| Penn             | 13      | 6 | 5 |
| Wake Forest      | 7       | 3 | 2 |
| Florida State    | 15      | 5 | 1 |
| Virginia Tech    | -       | - | - |
| Boston College   | -       | - | - |
| NC State         | -       | - | - |
| Notre Dame       | -       | - | - |
| Clemson          | -       | - | - |
| Duke             | -       | - | - |
| North Carolina   | -       | - | - |
| Georgia Tech     | -       | - | - |
| Maryland         | -       | - | - |
| Florida State    | -       | - | - |
| Syracuse         | -       | - | - |
| Wake Forest      | -       | - | - |
| Virginia         | -       | - | - |
| Pittsburgh       | -       | - | - |

| Opponent         | Date     | GS | TOTAL    |            |           |             | 3-PTS     |           |             | FREE THROWS |           |             | REBOUNDS |           |           |            | PF        | FO       | A         | TO        | Blk      | Stl       | Pts        | Avg         |
|------------------|----------|----|----------|------------|-----------|-------------|-----------|-----------|-------------|-------------|-----------|-------------|----------|-----------|-----------|------------|-----------|----------|-----------|-----------|----------|-----------|------------|-------------|
|                  |          |    | Min      | FG         | FGA       | Pct         | 3FG       | FGA       | Pct         | FT          | FTA       | Pct         | Off      | Def       | Tot       | Avg        |           |          |           |           |          |           |            |             |
| at Oakland       | 11/19/13 |    | 23       | 4          | 12        | .333        | 4         | 10        | .400        | 2           | 2         | 1.000       | 0        | 2         | 2         | 2.0        | 3         | 0        | 0         | 3         | 0        | 1         | 14         | 14.0        |
| YALE             | 11-25-13 | *  | 32       | 9          | 15        | .600        | 1         | 2         | .500        | 7           | 8         | .875        | 0        | 1         | 1         | 1.5        | 1         | 0        | 3         | 0         | 0        | 1         | 26         | 20.0        |
| ST. FRANCIS      | 11/29/13 | *  | 28       | 8          | 16        | .500        | 4         | 6         | .667        | 3           | 4         | .750        | 1        | 3         | 4         | 2.3        | 2         | 0        | 3         | 2         | 0        | 2         | 23         | 21.0        |
| MISSOURI         | 11/30/13 | *  | 24       | 9          | 16        | .563        | 3         | 6         | .500        | 2           | 4         | .500        | 0        | 2         | 2         | 2.3        | 4         | 0        | 0         | 1         | 0        | 3         | 23         | 21.5        |
| at Minnesota     | 12/05/13 | *  | 31       | 4          | 15        | .267        | 2         | 6         | .333        | 2           | 7         | .286        | 0        | 2         | 2         | 2.2        | 2         | 0        | 0         | 2         | 0        | 0         | 12         | 19.6        |
| COPPIN ST.       | 12/15/13 | *  | 25       | 3          | 10        | .300        | 1         | 6         | .167        | 2           | 4         | .500        | 0        | 0         | 0         | 1.8        | 3         | 0        | 2         | 6         | 0        | 4         | 9          | 17.8        |
| at Arizona State | 12/21/13 | *  | 22       | 1          | 8         | .125        | 0         | 2         | .000        | 1           | 2         | .500        | 0        | 0         | 0         | 1.6        | 2         | 0        | 0         | 4         | 0        | 0         | 3          | 15.7        |
| NEW MEXICO       | 12-29-13 |    | 12       | 1          | 1         | 1.000       | 0         | 0         | .000        | 2           | 2         | 1.000       | 0        | 1         | 1         | 1.5        | 0         | 0        | 0         | 2         | 0        | 1         | 4          | 14.3        |
| PENN             | 1-1-14   |    | 30       | 5          | 15        | .333        | 1         | 7         | .143        | 2           | 7         | .286        | 1        | 5         | 6         | 2.0        | 2         | 0        | 5         | 2         | 0        | 3         | 13         | 14.1        |
| at Wake Forest   | 01/04/14 |    | 23       | 3          | 9         | .333        | 1         | 3         | .333        | 0           | 0         | .000        | 0        | 3         | 3         | 2.1        | 1         | 0        | 2         | 1         | 0        | 1         | 7          | 13.4        |
| FLORIDA STATE    | 1/9/14   |    | 29       | 5          | 13        | .385        | 1         | 4         | .250        | 4           | 6         | .667        | 1        | 4         | 5         | 2.4        | 2         | 0        | 1         | 2         | 0        | 3         | 15         | 13.5        |
| <b>Totals</b>    |          |    | <b>6</b> | <b>279</b> | <b>52</b> | <b>.400</b> | <b>18</b> | <b>52</b> | <b>.346</b> | <b>27</b>   | <b>46</b> | <b>.587</b> | <b>3</b> | <b>23</b> | <b>26</b> | <b>2.4</b> | <b>22</b> | <b>0</b> | <b>16</b> | <b>25</b> | <b>0</b> | <b>19</b> | <b>149</b> | <b>13.5</b> |



# NIGIA GREENE

Freshman | Guard | 5-10

#5

Atlanta, Ga. | St. Francis HS

**High School:** Graduated from Saint Francis HS in 2013...Played for head coach Aisha Kennedy ... Was ranked No. 41 overall in nation and eighth at position according to ESPN HoopGurlz ... Averaged 18 points per game while leading St. Francis to a 25-6 record ... Played for Peak Performance National ... Named to North Fulton All-Metro Honorable Mention ... As a sophomore was named Georgia All-State Class A Second Team.

**Personal:** Full name is Nigia Greene ... Goes by Gia ... Born on Oct. 5, 1994, in Chesapeake, Va. ... Majoring in computer science ... Hobbies include shopping and listening to music ... Daughter of Shikena Greene.



# KEYONA HAYES

Sophomore | Forward | 6-1

Marietta, Ga. | Saint Francis

# #20

## Hayes Season / Career Highs

**Points**  
 Season: 20, at Minnesota 12/5/13  
 Career: 20, at Minnesota 12/5/13

**Rebounds**  
 Season: 12, vs Coppin State 12/15/13  
 Career: 15, vs. Central Conn. St. 12/28/12

**Assists**  
 Season: 4, vs Morgan State 12/28/13  
 Career: 4, vs Morgan State 12/28/13

**Steals**  
 Season: 3\*, vs Morgan State 12/28/13  
 Career: 3\*, vs Morgan State 12/28/13

**Blocked Shots**  
 Season: 2\*, vs Missouri 11/30/13  
 Career: 4, vs. Davidson 12/8/12

**Field Goals**  
 Season: 9, at Minnesota 12/5/13  
 Career: 9, at Minnesota 12/5/13

**Field Goal Attempts**  
 Season: 16, at Minnesota 12/5/13  
 Career: 16, at Minnesota 12/5/13

**Free Throws**  
 Season: 7, vs Yale 11/25/13  
 Career: 7, vs Yale 11/25/13

**Free Throw Attempts**  
 Season: 13, vs Yale 11/25/13  
 Career: 13, vs Yale 11/25/13

**3-Point Field Goals**  
 Season: 1, at Oakland 11/19/13  
 Career: 1, at Oakland 11/19/13

**3-Point Field Goal Attempts**  
 Season: 1\*, vs St. Francis 11/29/13  
 Career: 1\*, vs St. Francis 11/29/13

**Minutes**  
 Season: 32, vs St. Francis 11/29/13  
 Career: 32, vs St. Francis 11/29/13

### 2013-14 (Sophomore)

Scored 13 points in her sophomore debut on 4-of-10 shooting and grabbed nine rebounds in the win against UNF ... Scored 12 points and swiped two steals while going 5-for-6 from the field in the loss to Middle Tennessee ... Contributed 15 points and five rebounds in the road win at Oakland ... Dropped in 17 points and seven rebounds in the win against Yale ... Contributed 15 points and five rebounds on 7-of-12 shooting in the win against St. Francis Brooklyn on Nov. 29 ... Tallied a career-high 20 points on 9-of-16 shooting in loss to Minnesota ... Also totaled six rebounds and three steals ... Scored eight points and pulled down a season-high 12 rebounds in the win against Coppin State ... Followed it up with a 15-point performance at Arizona State ... Recorded her first double-double of the season against Morgan State where she tallied 17 points and 10 rebounds ... Was named to the All-Tournament team at the Miami Holiday Tournament ... Scored eight points and grabbed four board in ACC-opener at Wake Forest on 1/4/14.

**As a Freshman (2012-13):** Recorded her fifth double-double of the season with 14 points and 11 rebounds at Georgia Tech (2/24)... Pulled down nine rebounds and scored seven points vs. Boston College (2/17)... Netted fourth double-double of season with 12 points and 10 rebounds at Clemson (2/7)... Led Miami with 11 rebounds vs. Virginia Tech (2/3), also scored eight points... Scored seven points at Florida State (1/13)... Named to the UM Holiday All-Tournament Team... Third double-double came with 11 points and 15 rebounds vs. Central Connecticut State (12/28)... Poured in 10 points in ACC opener against NC State (12/20)... Scored 12 points to go with four rebounds and a season-best four block vs. Davidson (12/8)... Pulled down six rebounds in win over No. 6 Penn State (11/29)... Second double-double came vs. FAU, scored new career-high 14 points and grabbed 14 boards (11/23)... Recorded first double-double of collegiate career with 10 points and 11 rebounds at Richmond (11/12)... Scored four points and grabbed two rebounds in collegiate debut vs. UNF (11/9).

**High School:** Ranked as high as No. 31 overall prospect by Blue Star Basketball... ESPN HoopGurlz ranked as No. 11 forward in nation... Named to 2012 GSWA Class A All-State first team and 2012 Atlanta Journal-Constitution Class A All-State first team averaging 16 points and 6 rebounds as a senior... Averaged 18 points, 12 rebounds, six assists and five blocks per game as junior and 19 points and 13 rebounds as sophomore.

| Opposition        | 2012-13 |    |   |
|-------------------|---------|----|---|
|                   | P       | R  | A |
| UNF               | 4       | 2  | 0 |
| Richmond          | 10      | 11 | 2 |
| Tennessee         | 7       | 6  | 1 |
| FAU               | 14      | 11 | 0 |
| Radford           | 10      | 5  | 0 |
| Penn State        | 4       | 6  | 0 |
| Alcorn State      | 3       | 0  | 0 |
| Davidson          | 12      | 4  | 0 |
| Rutgers           | 0       | 3  | 1 |
| NC State          | 10      | 4  | 0 |
| Central Conn. St. | 11      | 15 | 0 |
| Wisconsin         | 6       | 9  | 0 |
| Clemson           | 5       | 1  | 0 |
| Virginia          | 4       | 1  | 0 |
| Maryland          | 2       | 3  | 0 |
| Florida State     | 7       | 3  | 2 |
| Georgia Tech      | 2       | 1  | 0 |
| Virginia          | 8       | 5  | 0 |
| Wake Forest       | 3       | 2  | 0 |
| North Carolina    | 0       | 1  | 0 |
| Duke              | 2       | 8  | 0 |
| Virginia Tech     | 8       | 11 | 0 |
| Clemson           | 12      | 10 | 0 |
| Florida State     | 8       | 10 | 0 |
| Boston College    | 7       | 9  | 1 |
| NC State          | 4       | 6  | 1 |
| Georgia Tech      | 14      | 11 | 1 |
| Duke              | 2       | 2  | 1 |
| Virginia Tech     | 2       | 3  | 0 |
| Virginia Tech     | 2       | 1  | 0 |

| Opposition       | 2013-14 |    |   |
|------------------|---------|----|---|
|                  | P       | R  | A |
| UNF              | 13      | 9  | 2 |
| Richmond         | 2       | 6  | 0 |
| Middle Tennessee | 12      | 1  | 0 |
| Oakland          | 15      | 5  | 2 |
| Yale             | 17      | 7  | 0 |
| St. Francis      | 15      | 5  | 0 |
| Mizzou/Hartford  | 0       | 8  | 2 |
| Minnesota        | 20      | 6  | 2 |
| Coppin State     | 8       | 12 | 0 |
| Arizona State    | 15      | 6  | 2 |
| Morgan State     | 17      | 10 | 4 |
| New Mexico       | 12      | 8  | 2 |
| Penn             | 3       | 1  | 1 |
| Wake Forest      | 8       | 4  | 0 |
| Florida State    | 2       | 3  | 1 |
| Virginia Tech    | -       | -  | - |
| Boston College   | -       | -  | - |
| NC State         | -       | -  | - |
| Notre Dame       | -       | -  | - |
| Clemson          | -       | -  | - |
| Duke             | -       | -  | - |
| North Carolina   | -       | -  | - |
| Georgia Tech     | -       | -  | - |
| Maryland         | -       | -  | - |
| Florida State    | -       | -  | - |
| Syracuse         | -       | -  | - |
| Wake Forest      | -       | -  | - |
| Virginia         | -       | -  | - |
| Pittsburgh       | -       | -  | - |

| Opponent         | Date     | GS | TOTAL     |            |           |            | 3-PTS       |          |          | FREE THROWS |           |           | REBOUNDS    |           |           |           | PF         | FO        | A        | TO        | Blk       | Stl       | Pts       | Avg        |             |
|------------------|----------|----|-----------|------------|-----------|------------|-------------|----------|----------|-------------|-----------|-----------|-------------|-----------|-----------|-----------|------------|-----------|----------|-----------|-----------|-----------|-----------|------------|-------------|
|                  |          |    | Min       | FG         | FGA       | Pct        | 3FG         | FGA      | Pct      | FT          | FTA       | Pct       | Off         | Def       | Tot       | Avg       |            |           |          |           |           |           |           |            |             |
| NORTH FLORIDA    | 11/08/13 | *  | 23        | 4          | 10        | .400       | 0           | 1        | .000     | 5           | 9         | .556      | 3           | 6         | 9         | 9.0       | 2          | 0         | 2        | 3         | 0         | 0         | 13        | 13.0       |             |
| RICHMOND         | 11/10/13 | *  | 14        | 1          | 5         | .200       | 0           | 0        | .000     | 0           | 0         | .000      | 2           | 4         | 6         | 7.5       | 3          | 0         | 0        | 2         | 1         | 0         | 2         | 7.5        |             |
| MIDDLE TENN      | 11/15/13 | *  | 17        | 5          | 6         | .833       | 0           | 1        | .000     | 2           | 2         | 1.000     | 0           | 1         | 1         | 5.3       | 5          | 1         | 0        | 5         | 0         | 2         | 12        | 9.0        |             |
| at Oakland       | 11/19/13 | *  | 21        | 6          | 8         | .750       | 1           | 1        | 1.000    | 2           | 2         | 1.000     | 3           | 2         | 5         | 5.3       | 0          | 0         | 2        | 1         | 0         | 2         | 15        | 10.5       |             |
| YALE             | 11-25-13 | *  | 29        | 7          | 13        | .538       | 0           | 0        | .000     | 3           | 6         | .500      | 0           | 7         | 7         | 5.6       | 1          | 0         | 0        | 1         | 1         | 3         | 17        | 11.8       |             |
| ST. FRANCIS      | 11/29/13 | *  | 32        | 7          | 12        | .583       | 0           | 1        | .000     | 1           | 4         | .250      | 0           | 5         | 5         | 5.5       | 1          | 0         | 0        | 1         | 2         | 3         | 15        | 12.3       |             |
| MISSOURI         | 11/30/13 | *  | 21        | 0          | 3         | .000       | 0           | 0        | .000     | 0           | 0         | .000      | 2           | 6         | 8         | 5.9       | 4          | 0         | 2        | 3         | 2         | 0         | 0         | 10.6       |             |
| at Minnesota     | 12/05/13 | *  | 31        | 9          | 16        | .563       | 0           | 0        | .000     | 2           | 5         | .400      | 4           | 2         | 6         | 5.9       | 3          | 0         | 2        | 0         | 0         | 3         | 20        | 11.8       |             |
| COPPIN ST.       | 12/15/13 | *  | 31        | 2          | 5         | .400       | 0           | 0        | .000     | 4           | 4         | 1.000     | 5           | 7         | 12        | 6.6       | 4          | 0         | 0        | 0         | 3         | 1         | 8         | 11.3       |             |
| at Arizona State | 12/21/13 | *  | 25        | 6          | 11        | .545       | 0           | 0        | .000     | 3           | 4         | .750      | 3           | 3         | 6         | 6.5       | 4          | 0         | 2        | 2         | 0         | 3         | 15        | 11.7       |             |
| MORGAN STATE     | 12-28-13 | *  | 28        | 7          | 14        | .500       | 0           | 1        | .000     | 3           | 5         | .600      | 5           | 5         | 10        | 6.8       | 1          | 0         | 4        | 2         | 0         | 3         | 17        | 12.2       |             |
| NEW MEXICO       | 12-29-13 | *  | 26        | 5          | 8         | .625       | 0           | 0        | .000     | 2           | 2         | 1.000     | 2           | 6         | 8         | 6.9       | 4          | 0         | 2        | 0         | 1         | 0         | 12        | 12.2       |             |
| PENN             | 1-1-14   | *  | 17        | 0          | 4         | .000       | 0           | 0        | .000     | 3           | 4         | .750      | 0           | 1         | 1         | 6.5       | 3          | 0         | 1        | 2         | 1         | 0         | 3         | 11.5       |             |
| at Wake Forest   | 01/04/14 | *  | 19        | 3          | 8         | .375       | 1           | 1        | 1.000    | 1           | 2         | .500      | 3           | 1         | 4         | 6.3       | 2          | 0         | 0        | 4         | 0         | 1         | 8         | 11.2       |             |
| FLORIDA STATE    | 1/9/14   | *  | 11        | 1          | 2         | .500       | 0           | 1        | .000     | 0           | 0         | .000      | 1           | 2         | 3         | 6.1       | 5          | 1         | 1        | 4         | 1         | 1         | 2         | 10.6       |             |
| <b>Totals</b>    |          |    | <b>11</b> | <b>345</b> | <b>63</b> | <b>125</b> | <b>.504</b> | <b>2</b> | <b>7</b> | <b>.286</b> | <b>31</b> | <b>49</b> | <b>.633</b> | <b>33</b> | <b>58</b> | <b>91</b> | <b>6.1</b> | <b>42</b> | <b>2</b> | <b>18</b> | <b>30</b> | <b>12</b> | <b>22</b> | <b>159</b> | <b>10.6</b> |



# SURIYA MCGUIRE #33

Junior | Guard | 5-11

Minneapolis, Minn. | Roosevelt

## McGuire Season / Career Highs

**Points**  
 Season: 22, at Wake Forest 1/4/14  
 Career: 22, at Wake Forest 1/4/14

**Rebounds**  
 Season: 9, at Minnesota 12/5/13  
 Career: 9, at Minnesota 12/5/13

**Assists**  
 Season: 5, at Minnesota 12/5/13  
 Career: 6, vs. Louisiana-Monroe 2/16/11

**Steals**  
 Season: 4, vs. UNF 11/8/13  
 Career: 5, vs. Alcorn State 12/3/12

**Blocked Shots**  
 Season: 2, vs Missouri 11/30/13  
 Career: 3, vs. VCU 12/29/11

**Field Goals**  
 Season: 10, Wake Forest 1/4/14  
 Career: 10, Wake Forest 1/4/14

**Field Goal Attempts**  
 Season: 16, Wake Forest 1/4/14  
 Career: 16, Wake Forest 1/4/14

**Free Throws**  
 Season: 8, vs Missouri 11/30/13  
 Career: 8, vs Missouri 11/30/13

**Free Throw Attempts**  
 Season: 13, vs Missouri 11/30/13  
 Career: 13, vs Missouri 11/30/13

**3-Point Field Goals**  
 Season: 1, at Oakland 11/19/13  
 Career: 2, vs. FAU 11/23/12

**3-Point Field Goal Attempts**  
 Season: 2\*, at Oakland 11/19/13  
 Career: 2\*, at Oakland 11/19/13

**Minutes**  
 Season: 35, vs Richmond 11/10/13  
 Career: 35, vs. Richmond 11/10/13

\*Recorded more than once with most recent listed

### 2013-14 (Junior)

Led the team with 15 points in the season-opening win against UNF while also swiping a season-high four steals ... Notched second straight double figures scoring night with 11 points and five rebounds in the loss to Richmond on Nov. 10 ... Scored 10 points against Middle Tennessee, marking her third straight double digit scoring effort ... Tallied 12 points while grabbing four boards in the win against Yale ... Scored season-high 16 points and grabbed eight rebounds as Miami beat Missouri to win the Thanksgiving tournament ... Was named to the all-tournament team ... Scored 11 points and pulled down nine rebounds on the road at Minnesota ... Scored 17 points and grabbed five rebounds in the loss at Arizona State ... Tallied 13 points on 4-of-10 shooting from the field against New Mexico in the Holiday Tournament Championship ... In ACC-opener at Wake Forest, scored a career-high 22 points on 10-of-16 shooting.

**As a Sophomore (2012-13):** Scored 13 points and pulled down a career-best seven rebounds vs. Florida State (3/8)... Scored 12 points and grabbed four rebounds at Virginia Tech (3/3)... Tied a career-best with six rebounds at NC State (2/21), also added eight points... Scored 12 points and grabbed five rebounds vs. Boston College (2/17)... Scored 10 points vs. Florida State (2/10) to go with five rebounds and four assists... Scored 10 first-half points and had four assists vs. Virginia Tech (2/3)... Scored a new career best of 17 points at Wake Forest (1/24), for the second time this season, made game-winning basket in final seconds... Scored 11 points, including reaching a career-best with five made free throws vs. Georgia Tech (1/17), added team-best four assists and four rebounds... Matched a career-high 13 points at No. 10 Maryland (1/10), also added five rebounds... Grabbed a career-best six rebounds vs. Wisconsin (12/29)... Poured in a new career-best 13 points to go with five steals vs. Alcorn State (12/3)... Scored eight points, including the game-winner on a layup against No. 6 Penn State (11/29)... Matched a career-best with five rebounds vs. Radford, also scored eight points (11/24)... Dished out five assists and scored four points to go with three steals vs. UNF (11/9).

**As a Freshman (2011-12):** Scored nine points at Boston College (1/29)... In just 11 minutes, scored season-best 10 points, to go with three rebounds and three blocks (12/29)... Scored six points with two boards vs. Holy Cross (12/28)... Dished out six assists to go with four rebounds vs. ULM (12/16)... Had four steals in just 11 minutes vs. Ole Miss (12/10)... Recorded career-first block vs. Longwood (11/27), while scoring five points and pulling down four rebounds... Had seven points with five rebounds vs. USF (11/24)... Scored nine points to go with four steals in 13 minutes vs. Prairie View A&M... Was defensive catalyst for Canes at No. 3 Tennessee (11/15), recording pair of steals to go with four points... Scored four points, grabbed five boards and handed out pair of assists in collegiate debut, win over Texas-Pan American (11/11).

**High School:** Was ranked as No. 7 overall player in nation by Collegiate Girls Basketball Report and fifth-best point guard by hoopgurlz.com... Scored 13 points per game season ago and was one of five players to be named to Nike Nationals All-Tournament Team while playing for North Tartan AAU squad.

| Opposition         | 2011-12 |   |   |
|--------------------|---------|---|---|
|                    | P       | R | A |
| TEXAS-PAN AMERICAN | 4       | 5 | 2 |
| at Tennessee       | 4       | 0 | 0 |
| PRAIRIE VIEW A&M   | 9       | 0 | 0 |
| at AK-Anchorage    | 0       | 0 | 2 |
| vs. USF            | 7       | 5 | 0 |
| LONGWOOD           | 5       | 4 | 1 |
| at Michigan State  | 2       | 2 | 2 |
| RUTGERS            | 0       | 0 | 0 |
| OLE MISS           | 4       | 1 | 1 |
| LA-MONROE          | 1       | 4 | 6 |
| at Georgetown      | 3       | 3 | 0 |
| HOLY CROSS         | 6       | 2 | 0 |
| VCU                | 10      | 3 | 0 |
| at North Carolina  | 5       | 3 | 1 |
| NC STATE           | 1       | 0 | 1 |
| at Georgia Tech    | 0       | 1 | 1 |
| MARYLAND           | 0       | 0 | 0 |
| at Florida State   | 0       | 0 | 0 |
| at Virginia        | 0       | 1 | 0 |
| VIRGINIA TECH      | 0       | 0 | 1 |
| WAKE FOREST        | 0       | 0 | 1 |
| at Boston College  | 9       | 2 | 1 |
| CLEMSON            | 4       | 4 | 0 |
| NORTH CAROLINA     | 0       | 2 | 0 |
| at Maryland        | -       | - | - |
| at NC State        | 6       | 0 | 0 |
| FLORIDA STATE      | 2       | 2 | 1 |
| at Duke            | 0       | 3 | 1 |
| BOSTON COLLEGE     | 3       | 1 | 1 |
| vs. Wake Forest    | 0       | 2 | 0 |
| vs. Idaho State    | 9       | 1 | 0 |
| at Gonzaga         | 6       | 2 | 1 |

| Opposition        | 2012-13 |   |   |
|-------------------|---------|---|---|
|                   | P       | R | A |
| UNF               | 4       | 4 | 5 |
| Richmond          | 6       | 1 | 1 |
| Tennessee         | 2       | 5 | 1 |
| FAU               | 6       | 4 | 4 |
| Radford           | 8       | 5 | 1 |
| Penn State        | 8       | 1 | 2 |
| Alcorn State      | 13      | 0 | 1 |
| Davidson          | 5       | 2 | 1 |
| Rutgers           | 2       | 3 | 1 |
| NC State          | 5       | 4 | 3 |
| Central Conn. St. | 5       | 4 | 2 |
| Wisconsin         | 2       | 6 | 2 |
| Clemson           | 5       | 4 | 3 |
| Virginia          | 9       | 4 | 2 |
| Maryland          | 13      | 5 | 1 |
| Florida State     | 4       | 1 | 4 |
| Georgia Tech      | 11      | 4 | 4 |
| at Virginia       | 6       | 5 | 3 |
| Wake Forest       | 17      | 2 | 2 |
| North Carolina    | 8       | 3 | 2 |
| Duke              | 3       | 1 | 1 |
| Virginia Tech     | 10      | 3 | 4 |
| Clemson           | 4       | 2 | 4 |
| Florida State     | 10      | 5 | 4 |
| Boston College    | 12      | 4 | 2 |
| NC State          | 8       | 6 | 1 |
| Georgia Tech      | 4       | 4 | 2 |
| Wake Forest       | 7       | 3 | 3 |
| Virginia Tech     | 12      | 4 | 2 |
| Virginia Tech     | 0       | 4 | 0 |
| Florida State     | 13      | 7 | 1 |

| Opposition       | 2013-14 |   |   |
|------------------|---------|---|---|
|                  | P       | R | A |
| UNF              | 15      | 0 | 0 |
| Richmond         | 11      | 5 | 4 |
| Middle Tennessee | 10      | 3 | 0 |
| Oakland          | 3       | 3 | 3 |
| Yale             | 12      | 4 | 1 |
| St. Francis      | 5       | 3 | 2 |
| Mizzou/Hartford  | 16      | 8 | 3 |
| Minnesota        | 11      | 9 | 5 |
| Coppin State     | 6       | 8 | 3 |
| Arizona State    | 17      | 5 | 1 |
| Morgan State     | 8       | 2 | 3 |
| UNM              | 13      | 2 | 1 |
| Penn             | 8       | 5 | 0 |
| Wake Forest      | 22      | 4 | 0 |
| Florida State    | 4       | 5 | 1 |
| Virginia Tech    | -       | - | - |
| Boston College   | -       | - | - |
| NC State         | -       | - | - |
| Notre Dame       | -       | - | - |
| Clemson          | -       | - | - |
| Duke             | -       | - | - |
| North Carolina   | -       | - | - |
| Georgia Tech     | -       | - | - |
| Maryland         | -       | - | - |
| Florida State    | -       | - | - |
| Syracuse         | -       | - | - |
| Wake Forest      | -       | - | - |
| Virginia         | -       | - | - |
| Pittsburgh       | -       | - | - |

| Opponent         | Date     | GS | TOTAL     |            |           | Pct         | 3-PTS    |           |             | FREE THROWS |           |             | REBOUNDS  |           |           | PF         | FO        | A        | TO        | Blk       | Stl       | Pts       | Avg        |             |
|------------------|----------|----|-----------|------------|-----------|-------------|----------|-----------|-------------|-------------|-----------|-------------|-----------|-----------|-----------|------------|-----------|----------|-----------|-----------|-----------|-----------|------------|-------------|
|                  |          |    | Min       | FG         | FGA       |             | 3FG      | FGA       | Pct         | FT          | FTA       | Pct         | Off       | Def       | Tot       |            |           |          |           |           |           |           |            | Avg         |
| NORTH FLORIDA    | 11/08/13 | *  | 17        | 7          | 11        | .636        | 0        | 2         | .000        | 1           | 1         | 1.000       | 0         | 0         | 0         | 0.0        | 2         | 0        | 0         | 2         | 1         | 4         | 15         | 15.0        |
| RICHMOND         | 11/10/13 | *  | 35        | 5          | 10        | .500        | 0        | 1         | .000        | 1           | 3         | .333        | 1         | 4         | 5         | 2.5        | 2         | 0        | 4         | 5         | 2         | 3         | 11         | 13.0        |
| MIDDLE TENN      | 11/15/13 | *  | 30        | 4          | 11        | .364        | 0        | 0         | .000        | 2           | 3         | .667        | 0         | 3         | 3         | 2.7        | 2         | 0        | 0         | 4         | 0         | 2         | 10         | 12.0        |
| at Oakland       | 11/19/13 | *  | 21        | 1          | 5         | .200        | 1        | 2         | .500        | 0           | 2         | .000        | 4         | 2         | 6         | 3.5        | 1         | 0        | 2         | 2         | 2         | 0         | 3          | 9.8         |
| YALE             | 11-25-13 |    | 18        | 5          | 7         | .714        | 0        | 1         | .000        | 2           | 3         | .667        | 1         | 3         | 4         | 3.6        | 1         | 0        | 1         | 1         | 0         | 0         | 12         | 10.2        |
| ST. FRANCIS      | 11/29/13 |    | 19        | 2          | 4         | .500        | 0        | 0         | .000        | 1           | 2         | .500        | 1         | 2         | 3         | 3.5        | 3         | 0        | 2         | 5         | 0         | 2         | 5          | 9.3         |
| MISSOURI         | 11/30/13 |    | 30        | 4          | 10        | .400        | 0        | 0         | .000        | 8           | 13        | .615        | 4         | 4         | 8         | 4.1        | 3         | 0        | 3         | 2         | 2         | 2         | 16         | 10.3        |
| at Minnesota     | 12/05/13 | *  | 29        | 5          | 12        | .417        | 0        | 0         | .000        | 1           | 1         | 1.000       | 5         | 4         | 9         | 4.8        | 4         | 0        | 5         | 0         | 1         | 2         | 11         | 10.4        |
| COPPIN ST.       | 12/15/13 | *  | 23        | 2          | 9         | .222        | 0        | 1         | .000        | 2           | 4         | .500        | 5         | 3         | 8         | 5.1        | 2         | 0        | 3         | 1         | 1         | 1         | 6          | 9.9         |
| at Arizona State | 12/21/13 | *  | 26        | 7          | 12        | .583        | 0        | 0         | .000        | 3           | 4         | .750        | 1         | 4         | 5         | 5.1        | 4         | 0        | 1         | 2         | 1         | 1         | 17         | 10.6        |
| MORGAN STATE     | 12-28-13 | *  | 20        | 3          | 5         | .600        | 0        | 1         | .000        | 2           | 2         | 1.000       | 1         | 1         | 2         | 4.8        | 4         | 0        | 3         | 3         | 2         | 2         | 8          | 10.4        |
| NEW MEXICO       | 12-29-13 | *  | 30        | 4          | 10        | .400        | 1        | 2         | .500        | 4           | 9         | .444        | 0         | 2         | 2         | 4.6        | 1         | 0        | 1         | 2         | 2         | 2         | 13         | 10.6        |
| PENN             | 1-1-14   | *  | 16        | 4          | 6         | .667        | 0        | 0         | .000        | 0           | 1         | .000        | 2         | 3         | 5         | 4.6        | 4         | 0        | 0         | 1         | 0         | 0         | 8          | 10.4        |
| at Wake Forest   | 01/04/14 | *  | 20        | 10         | 16        | .625        | 0        | 0         | .000        | 2           | 2         | 1.000       | 2         | 2         | 4         | 4.6        | 3         | 0        | 0         | 2         | 0         | 0         | 22         | 11.2        |
| FLORIDA STATE    | 1/9/14   | *  | 21        | 1          | 7         | .143        | 0        | 1         | .000        | 2           | 5         | .400        | 3         | 2         | 5         | 4.6        | 2         | 0        | 1         | 2         | 0         | 1         | 4          | 10.7        |
| <b>Totals</b>    |          |    | <b>12</b> | <b>355</b> | <b>64</b> | <b>.474</b> | <b>2</b> | <b>11</b> | <b>.182</b> | <b>31</b>   | <b>55</b> | <b>.564</b> | <b>30</b> | <b>39</b> | <b>69</b> | <b>4.6</b> | <b>38</b> | <b>0</b> | <b>26</b> | <b>34</b> | <b>14</b> | <b>22</b> | <b>161</b> | <b>10.7</b> |



# ADRIENNE MOTLEY

Freshman | Guard | 5-9

# #23

Newport News, Va. | Woodside HS

### 2013-14 (Freshman)

Scored nine points and registered eight rebounds in her collegiate debut against UNF ... Scored eight points while grabbing three boards in the road win at Oakland ... Tallied four points and four rebounds against Yale on Nov. 25 ... Scored nine points and grabbed four rebounds in the win against St. Francis Brooklyn ... Reached a new career-high in scoring with 12 points in the win over Missouri to win the Thanksgiving tournament ... Scored 10 points and retrieved four rebounds in the win against Morgan State ... Followed it up with a career-high 18 points in the Holiday Tournament championship where she was eventually named tournament MVP ... Tallied 17 points and six rebounds in home loss vs. Penn ... Notched fourth straight double-figure scoring game with 10-point outing at Wake Forest on 1/4/14.

**High School:** Graduated from Woodside HS in 2013 where she played for Coach Mike Tallon ... TCIS Player of the Year ... Named TCIS first-team All-Conference ... Named 2011, 2012, and 2013 Peninsula District Player of the Year ... 2012 and 2013 Gatorade Player of the Year Finalist ... 2012 and 2013 first team all-state ... Nominee for 2013 McDonalds All-American Game ... Rated No. 27 overall and No. 7 guard in 2013 ESPN HoopGurlz Recruiting Rankings ... Recipient of 2013 Peninsula Sports Club Award, Outstanding High School Female Athlete of the Year ... 2012 Virginia Co-Player of the Year ... 2011-12 Eastern Region Player of the Year.

**Personal:** Born on Sept. 27, 1995, in Amsterdam, Netherlands ... Hobbies include listening to music ... Majoring in communications/broadcast journalism ... Held summer jobs at Hampton University communications program and as youth league coach ... Names Rajon Rondo as athletic role model ... Her uncle, Kenny Harris, played basketball at VCU ... Daughter of Adrian and Norma Motley ... Has two sisters, Nikesha Williams and Dominique Mason.

| Opposition       | 2013-14 |   |   |
|------------------|---------|---|---|
|                  | P       | R | A |
| UNF              | 9       | 8 | 2 |
| Richmond         | 0       | 3 | 3 |
| Middle Tennessee | 2       | 3 | 4 |
| Oakland          | 8       | 3 | 3 |
| Yale             | 4       | 4 | 2 |
| St. Francis      | 9       | 4 | 2 |
| Mizzou/Hartford  | 12      | 4 | 3 |
| Minnesota        | 2       | 0 | 1 |
| Coppin State     | 8       | 1 | 5 |
| Arizona State    | 6       | 1 | 2 |
| Morgan State     | 10      | 4 | 2 |
| New Mexico       | 18      | 3 | 1 |
| Penn             | 17      | 6 | 2 |
| Wake Forest      | 10      | 6 | 1 |
| Florida State    | 8       | 4 | 5 |
| Virginia Tech    | -       | - | - |
| Boston College   | -       | - | - |
| NC State         | -       | - | - |
| Notre Dame       | -       | - | - |
| Clemson          | -       | - | - |
| Duke             | -       | - | - |
| North Carolina   | -       | - | - |
| Georgia Tech     | -       | - | - |
| Maryland         | -       | - | - |
| Florida State    | -       | - | - |
| Syracuse         | -       | - | - |
| Wake Forest      | -       | - | - |
| Virginia         | -       | - | - |
| Pittsburgh       | -       | - | - |

### Motley Season / Career Highs

- Points
- Season: 18, vs New Mexico 12/29/13
- Rebounds
- Season: 8, vs UNF 11/8/13
- Assists
- Season: 5, vs Florida State 1/9/14
- Steals
- Season: 4, vs. UNF 11/8/13
- Blocked Shots
- Season: 1\* at Oakland 11/19/13
- Field Goals
- Season: 8, vs. Penn 1/1/14
- Field Goal Attempts
- Season: 13, vs. Penn 1/1/14
- Free Throws
- Season: 5, vs Missouri 11/30/13
- Free Throw Attempts
- Season: 7, vs Missouri 11/30/13
- 3-Point Field Goals
- Season: 3, vs New Mexico 12/29/13
- 3-Point Field Goal Attempts
- Season: 5\*, at Wake Forest 1/4/14
- Minutes
- Season: 33, vs Missouri 11/30/13

\*Recorded more than once with most recent listed

| Opponent         | Date     | GS | TOTAL     |            |           |             | 3-PTS    |           |             | FREE THROWS |           |             | REBOUNDS  |           |           |            | PF        | FO       | A         | TO        | Blk      | Stl       | Pts        | Avg        |
|------------------|----------|----|-----------|------------|-----------|-------------|----------|-----------|-------------|-------------|-----------|-------------|-----------|-----------|-----------|------------|-----------|----------|-----------|-----------|----------|-----------|------------|------------|
|                  |          |    | Min       | FG         | FGA       | Pct         | 3FG      | FGA       | Pct         | FT          | FTA       | Pct         | Off       | Def       | Tot       | Avg        |           |          |           |           |          |           |            |            |
| NORTH FLORIDA    | 11/08/13 | *  | 29        | 3          | 11        | .273        | 0        | 5         | .000        | 3           | 6         | .500        | 2         | 6         | 8         | 8.0        | 1         | 0        | 2         | 3         | 0        | 4         | 9          | 9.0        |
| RICHMOND         | 11/10/13 | *  | 28        | 0          | 6         | .000        | 0        | 2         | .000        | 0           | 0         | .000        | 3         | 0         | 3         | 5.5        | 2         | 0        | 3         | 5         | 0        | 1         | 0          | 4.5        |
| MIDDLE TENN      | 11/15/13 | *  | 23        | 0          | 4         | .000        | 0        | 1         | .000        | 2           | 3         | .667        | 1         | 2         | 3         | 4.7        | 0         | 0        | 4         | 0         | 1        | 0         | 2          | 3.7        |
| at Oakland       | 11/19/13 | *  | 25        | 4          | 11        | .364        | 0        | 2         | .000        | 0           | 0         | .000        | 1         | 2         | 3         | 4.3        | 3         | 0        | 3         | 0         | 1        | 0         | 8          | 4.8        |
| YALE             | 11-25-13 | *  | 24        | 2          | 6         | .333        | 0        | 1         | .000        | 0           | 0         | .000        | 2         | 2         | 4         | 4.2        | 3         | 0        | 2         | 2         | 0        | 2         | 4          | 4.6        |
| ST. FRANCIS      | 11/29/13 | *  | 29        | 4          | 9         | .444        | 0        | 1         | .000        | 1           | 1         | 1.000       | 2         | 2         | 4         | 4.2        | 1         | 0        | 2         | 2         | 1        | 1         | 9          | 5.3        |
| MISSOURI         | 11/30/13 | *  | 33        | 3          | 9         | .333        | 1        | 4         | .250        | 5           | 7         | .714        | 1         | 3         | 4         | 4.1        | 0         | 0        | 3         | 1         | 0        | 1         | 12         | 6.3        |
| at Minnesota     | 12/05/13 | *  | 12        | 1          | 3         | .333        | 0        | 0         | .000        | 0           | 0         | .000        | 0         | 0         | 0         | 3.6        | 1         | 0        | 1         | 1         | 0        | 0         | 2          | 5.8        |
| at COPPIN ST.    | 12/15/13 | *  | 21        | 2          | 6         | .333        | 0        | 2         | .000        | 4           | 5         | .800        | 1         | 0         | 1         | 3.3        | 3         | 0        | 5         | 1         | 0        | 2         | 8          | 6.0        |
| at ARIZONA STATE | 12/21/13 | *  | 24        | 2          | 6         | .333        | 2        | 2         | 1.000       | 0           | 0         | .000        | 1         | 0         | 1         | 3.1        | 2         | 0        | 2         | 1         | 0        | 1         | 6          | 6.0        |
| MORGAN STATE     | 12-28-13 | *  | 29        | 4          | 9         | .444        | 0        | 2         | .000        | 2           | 2         | 1.000       | 2         | 2         | 4         | 3.2        | 1         | 0        | 2         | 3         | 0        | 2         | 10         | 6.4        |
| NEW MEXICO       | 12-29-13 | *  | 27        | 7          | 11        | .636        | 3        | 4         | .750        | 1           | 1         | 1.000       | 1         | 2         | 3         | 3.2        | 2         | 0        | 2         | 1         | 0        | 0         | 18         | 7.3        |
| PENN             | 1-1-14   | *  | 30        | 8          | 13        | .615        | 0        | 3         | .000        | 1           | 1         | 1.000       | 4         | 2         | 6         | 3.4        | 1         | 0        | 2         | 0         | 0        | 1         | 17         | 8.1        |
| at Wake Forest   | 01/04/14 | *  | 31        | 4          | 10        | .400        | 2        | 5         | .400        | 0           | 0         | .000        | 4         | 2         | 6         | 3.6        | 2         | 0        | 1         | 5         | 0        | 2         | 10         | 8.2        |
| FLORIDA STATE    | 1/9/14   | *  | 30        | 4          | 12        | .333        | 0        | 2         | .000        | 0           | 1         | .000        | 2         | 2         | 4         | 3.6        | 2         | 0        | 5         | 1         | 1        | 1         | 8          | 8.2        |
| <b>Totals</b>    |          |    | <b>12</b> | <b>395</b> | <b>48</b> | <b>.381</b> | <b>8</b> | <b>36</b> | <b>.222</b> | <b>19</b>   | <b>27</b> | <b>.704</b> | <b>27</b> | <b>27</b> | <b>54</b> | <b>3.6</b> | <b>24</b> | <b>0</b> | <b>39</b> | <b>26</b> | <b>4</b> | <b>18</b> | <b>123</b> | <b>8.2</b> |





# KRYSTAL SAUNDERS #12

Senior | Guard | 5-8

West Park, Fla. | South Broward

## Saunders Season / Career Highs

**Points**  
 Season: 16, vs. Florida State 1/9/14  
 Career: 16, vs. Florida State 1/9/14

**Rebounds**  
 Season: 6, vs. St. Francis 11/29/13  
 Career: 8, vs. Florida Atlantic 11/26/10

**Assists**  
 Season: 5, vs. St. Francis 11/29/13  
 Career: 5\*, vs. St. Francis 11/29/13

**Steals**  
 Season: 3, vs. Florida State 1/9/14  
 Career: 4\*, vs. Wisconsin 12/29/12

**Blocked Shots**  
 Season:  
 Career: 1\*, vs. Central Conn. St. 12/28/12

**Field Goals**  
 Season: 5\*, vs. Florida State 1/9/14  
 Career: 6, vs. Louisiana-Monroe 12/16/11

**Field Goal Attempts**  
 Season: 20, vs. Morgan State 12/28/13  
 Career: 20, vs. Morgan State 12/28/13

**Free Throws**  
 Season: 5, at Wake Forest 1/4/14  
 Career: 7, vs. Duke 2/28/13

**Free Throw Attempts**  
 Season: 4, vs. St. Francis 11/29/13  
 Career: 10, vs. Duke 2/28/13

**3-Point Field Goals**  
 Season: 5\*, vs. Morgan State 12/28/13  
 Career: 5\*, vs. Morgan State 12/28/13

**3-Point Field Goal Attempts**  
 Season: 20, vs. Morgan State 12/28/13  
 Career: 20, vs. Morgan State 12/28/13

**Minutes**  
 Season: 34\*, vs. Missouri 11/30/13  
 Career: 39, vs. Georgia Tech 1/17/13

### 2013-14 (Senior)

Scored a career-high 16 points in season-opening win against UNF while going 5-for-6 on threes ... Also pulled down four rebounds ... Scored five points and contributed five rebounds in the loss to Richmond ... Recorded second double digit scoring night in 12-point effort at Oakland on Nov. 19 ... Scored 12 points while pulling down six rebounds and dishing five assists in the win against St. Francis Brooklyn ... Scored seven points as Miami won the crown at the Miami Thanksgiving Tournament against Missouri ... Dropped in nine points on 3-of-8 shooting in the road loss at Minnesota ... Scored 12 points in win against Coppin State on 4-of-14 shooting ... Came one point shy of tying her career-high in scoring with 15-point outing against Morgan State ... In ACC-opener at Wake Forest, dropped in 15 points including 2-for-5 from behind the arc.

**As a Junior (2012-13):** Grabbed a season-high seven rebounds at Virginia Tech (3/3)... Matched a season-high with 15 points vs. Duke (2/28)... Scored 11 points and grabbed four rebounds vs. Boston College (2/17)... Had nine points to go with four rebounds vs. Florida State (2/10)... Scored nine points and grabbed three rebounds at Wake Forest (1/24)... Tied a season-best with six rebounds to go with seven points vs. Georgia Tech (1/17)... Scored 10 points to go with six rebounds vs. Wisconsin (12/29)... Reached season-highs in points (13), rebounds (6) and assists (4) vs. Davidson (12/8)... Scored eight points in Miami's win over No. 6 Penn State (11/29)... Knocked down a pair of threes on way to score 13 points vs. Radford (11/24)... Hit three-pointer with 17 second left to seal win at Richmond (11/12)... Scored five points and pulled down five rebounds vs. UNF (11/9).

**As a Sophomore (2011-12):** Grabbed seven rebounds, six on offensive glass and scored nine points at Duke (2/24)... Made first career start vs. Virginia Tech (1/23)... Scored career-high 16 points vs. ULM (12/16), connecting on 2-of-3 3-pointers... Hit first 3-pointer of season at Michigan State (12/1)... Dished out five assists to go with two steals and four points vs. Longwood (11/27)... Had seven points and was 3-3 from FT line at Alaska Anchorage (11/23)... Scored six points and grabbed six rebounds to go with five assists and pair of steals vs. Prairie View A&M (11/17).

**As a Freshman (2010-11):** Appeared in 24 games of 2010-11 season... Led all freshman with 18.8 minutes per game despite missing nine games with hand injury... Scored career-best 14 points against George Washington (12/28)... Grabbed career-high eight rebounds vs. FAU (11/26)... Led team once on season in rebounds, assists and steals.

**High School:** Was named Florida's Miss Basketball after leading South Broward to 23-2 record and appearance in Class 6A Final Four... Led team with 22.7 points, 7.0 rebounds and 5.1 assists per game that season... Was named Sun-Sentinel Player of the Year.

| 2010-11               |    |   |   | 2011-12             |    |   |   | 2012-13           |    |   |   |
|-----------------------|----|---|---|---------------------|----|---|---|-------------------|----|---|---|
| Opposition            | P  | R | A | Opposition          | P  | R | A | Opposition        | P  | R | A |
| KENNESAW STATE        | 5  | 4 | 3 | TEXAS-PAN AMERICAN  | 2  | 2 | 1 | UNF               | 5  | 5 | 2 |
| at Nebraska           | 4  | 1 | 2 | at Tennessee        | 2  | 1 | 0 | Richmond          | 3  | 0 | 2 |
| MIAMI (OH)            | 8  | 0 | 0 | PAIRIE VIEW A&M     | 6  | 6 | 5 | Tennessee         | 2  | 2 | 0 |
| UAB                   | 2  | 0 | 0 | at Alaska-Anchorage | 7  | 1 | 0 | FAU               | 2  | 1 | 1 |
| FLORIDA ATLANTIC      | 6  | 8 | 2 | vs. USF             | 6  | 2 | 2 | Radford           | 13 | 5 | 3 |
| UNC GREENSBORO        | 3  | 3 | 1 | LONGWOOD            | 4  | 3 | 5 | Penn State        | 8  | 2 | 1 |
| SOUTHERN              | 2  | 3 | 3 | at Michigan State   | 3  | 3 | 3 | Alcorn State      | 3  | 5 | 2 |
| CAL STATE BAKERSFIELD | 3  | 3 | 0 | RUTGERS             | 0  | 0 | 0 | Davidson          | 13 | 6 | 4 |
| GEORGETOWN            | 8  | 1 | 1 | OLE MISS            | 0  | 1 | 1 | Rutgers           | 7  | 3 | 3 |
| ALCORN STATE          | 2  | 3 | 3 | LA.-MONROE          | 16 | 4 | 1 | NC State          | 2  | 3 | 2 |
| UC RIVERSIDE          | 10 | 3 | 0 | at Georgetown       | 0  | 1 | 0 | Central Conn. St. | 7  | 5 | 3 |
| at Ole Miss           | 0  | 0 | 1 | HOLY CROSS          | 2  | 5 | 2 | Wisconsin         | 10 | 6 | 1 |
| GEORGE WASHINGTON     | 14 | 2 | 1 | VCU                 | 4  | 2 | 1 | Clemson           | 7  | 2 | 1 |
| MORGAN STATE          | 4  | 4 | 1 | at North Carolina   | 0  | 0 | 0 | Virginia          | 8  | 4 | 3 |
| LIPSCOMB              | 7  | 0 | 2 | NC STATE            | 6  | 3 | 1 | Maryland          | 3  | 0 | 0 |
| at Virginia           | 0  | 0 | 0 | at Georgia Tech     | 2  | 3 | 3 | Florida State     | 6  | 3 | 3 |
| at Virginia Tech      | 8  | 1 | 1 | MARYLAND            | 0  | 0 | 0 | Georgia Tech      | 7  | 6 | 2 |
| CLEMSON               | 6  | 3 | 2 | at Florida State    | 0  | 2 | 2 | Virginia          | 6  | 1 | 3 |
| BOSTON COLLEGE        | 2  | 1 | 1 | at Virginia         | 2  | 0 | 1 | Wake Forest       | 9  | 3 | 0 |
| at Florida State      | 6  | 0 | 1 | VIRGINIA TECH       | 4  | 1 | 1 | North Carolina    | 7  | 2 | 1 |
| NC STATE              | 0  | 1 | 1 | WAKE FOREST         | 4  | 1 | 0 | Duke              | 15 | 2 | 2 |
| GEORGIA TECH          | 3  | 1 | 2 | at Boston College   | 6  | 4 | 2 | Virginia Tech     | 2  | 5 | 2 |
| at Duke               | 0  | 1 | 1 | CLEMSON             | 0  | 4 | 1 | Clemson           | 2  | 4 | 2 |
| MARYLAND              | 0  | 0 | 0 | NORTH CAROLINA      | 4  | 2 | 0 | Florida State     | 9  | 4 | 0 |
| at North Carolina     | -  | - | - | at Maryland         | 0  | 0 | 0 | Boston College    | 11 | 4 | 1 |
| at Boston College     | -  | - | - | at NC State         | 3  | 1 | 0 | NC State          | 0  | 0 | 1 |
| WAKE FOREST           | -  | - | - | FLORIDA STATE       | 0  | 0 | 0 | Georgia Tech      | 0  | 1 | 3 |
| FLORIDA STATE         | -  | - | - | at Duke             | 9  | 7 | 0 | Duke              | 15 | 1 | 1 |
| at Georgia Tech       | -  | - | - | BOSTON COLLEGE      | 6  | 2 | 2 | Virginia Tech     | 3  | 7 | 2 |
| vs. NC State          | -  | - | - | vs. Wake Forest     | 0  | 1 | 0 | Virginia Tech     | 4  | 3 | 0 |
| vs. North Carolina    | -  | - | - | vs. Idaho State     | 3  | 2 | 0 | Florida State     | 2  | 2 | 2 |
| vs. Gardner-Webb      | -  | - | - | at Gonzaga          | 3  | 1 | 1 |                   |    |   |   |
| vs. Oklahoma          | -  | - | - |                     |    |   |   |                   |    |   |   |

| 2013-14          |    |   |   |
|------------------|----|---|---|
| Opposition       | P  | R | A |
| UNF              | 16 | 4 | 2 |
| Richmond         | 5  | 5 | 2 |
| Middle Tennessee | 2  | 2 | 1 |
| Oakland          | 12 | 2 | 4 |
| Yale             | 2  | 1 | 1 |
| St. Francis      | 13 | 6 | 5 |
| Mizzou/Hartford  | 7  | 2 | 1 |
| Minnesota        | 9  | 0 | 1 |
| Coppin State     | 12 | 1 | 1 |
| Arizona State    | 3  | 5 | 2 |
| Morgan State     | 15 | 3 | 1 |
| New Mexico       | 3  | 3 | 2 |
| Penn             | 0  | 6 | 2 |
| Wake Forest      | 15 | 2 | 4 |
| Florida State    | 16 | 4 | 1 |
| Virginia Tech    | -  | - | - |
| Boston College   | -  | - | - |
| NC State         | -  | - | - |
| Notre Dame       | -  | - | - |
| Clemson          | -  | - | - |
| Duke             | -  | - | - |
| North Carolina   | -  | - | - |
| Georgia Tech     | -  | - | - |
| Maryland         | -  | - | - |
| Florida State    | -  | - | - |
| Syracuse         | -  | - | - |
| Wake Forest      | -  | - | - |
| Virginia         | -  | - | - |
| Pittsburgh       | -  | - | - |

\*Recorded more than once with most recent listed

| Opponent         | Date     | GS | TOTAL     |            |           |             | 3-PTS     |            |             | FREE THROWS |           |             | REBOUNDS  |           |           |            | PF        | FO       | A         | TO        | Blk      | Stl       | Pts        | Avg        |
|------------------|----------|----|-----------|------------|-----------|-------------|-----------|------------|-------------|-------------|-----------|-------------|-----------|-----------|-----------|------------|-----------|----------|-----------|-----------|----------|-----------|------------|------------|
|                  |          |    | Min       | FG         | FGA       | Pct         | 3FG       | FGA        | Pct         | FT          | FTA       | Pct         | Off       | Def       | Tot       | Avg        |           |          |           |           |          |           |            |            |
| NORTH FLORIDA    | 11/08/13 | *  | 29        | 5          | 8         | .625        | 5         | 6          | .833        | 1           | 2         | .500        | 0         | 4         | 4         | 4.0        | 2         | 0        | 2         | 2         | 0        | 3         | 16         | 16.0       |
| RICHMOND         | 11/10/13 | *  | 33        | 1          | 15        | .067        | 1         | 9          | .111        | 2           | 2         | 1.000       | 3         | 2         | 5         | 4.5        | 3         | 0        | 2         | 2         | 0        | 1         | 5          | 10.5       |
| MIDDLE TENN      | 11/15/13 | *  | 33        | 1          | 6         | .167        | 0         | 4          | .000        | 0           | 0         | .000        | 1         | 1         | 2         | 3.7        | 4         | 0        | 1         | 3         | 0        | 0         | 2          | 7.7        |
| at Oakland       | 11/19/13 | *  | 26        | 4          | 8         | .500        | 4         | 7          | .571        | 0           | 0         | .000        | 0         | 2         | 2         | 3.3        | 2         | 0        | 4         | 1         | 0        | 0         | 12         | 8.8        |
| YALE             | 11-25-13 | *  | 16        | 1          | 2         | .500        | 0         | 0          | .000        | 0           | 1         | .000        | 0         | 1         | 1         | 2.8        | 4         | 0        | 1         | 2         | 0        | 0         | 2          | 7.4        |
| ST. FRANCIS      | 11/29/13 | *  | 34        | 3          | 6         | .500        | 3         | 6          | .500        | 4           | 4         | 1.000       | 1         | 5         | 6         | 3.3        | 0         | 0        | 5         | 0         | 0        | 0         | 13         | 8.3        |
| MISSOURI         | 11/30/13 | *  | 34        | 2          | 6         | .333        | 1         | 4          | .250        | 2           | 2         | 1.000       | 1         | 1         | 2         | 3.1        | 1         | 0        | 1         | 1         | 0        | 0         | 7          | 8.1        |
| at Minnesota     | 12/05/13 | *  | 32        | 3          | 8         | .375        | 3         | 7          | .429        | 0           | 0         | .000        | 0         | 0         | 0         | 2.8        | 5         | 1        | 1         | 0         | 0        | 1         | 9          | 8.3        |
| COPPIN ST.       | 12/15/13 | *  | 25        | 4          | 14        | .286        | 4         | 13         | .308        | 0           | 0         | .000        | 0         | 1         | 1         | 2.6        | 0         | 0        | 1         | 1         | 0        | 2         | 12         | 8.7        |
| at Arizona State | 12/21/13 | *  | 34        | 1          | 4         | .250        | 1         | 4          | .250        | 0           | 0         | .000        | 3         | 2         | 5         | 2.8        | 4         | 0        | 2         | 2         | 0        | 1         | 3          | 8.1        |
| MORGAN STATE     | 12-28-13 | *  | 29        | 5          | 20        | .250        | 5         | 19         | .263        | 0           | 0         | .000        | 0         | 3         | 3         | 2.8        | 1         | 0        | 1         | 0         | 0        | 3         | 15         | 8.7        |
| NEW MEXICO       | 12-29-13 | *  | 35        | 1          | 9         | .111        | 1         | 6          | .167        | 0           | 0         | .000        | 0         | 3         | 3         | 2.8        | 1         | 0        | 2         | 0         | 0        | 1         | 3          | 8.3        |
| PENN             | 1-1-14   | *  | 34        | 0          | 5         | .000        | 0         | 3          | .000        | 0           | 0         | .000        | 2         | 4         | 6         | 3.1        | 1         | 0        | 2         | 1         | 0        | 0         | 0          | 7.6        |
| at Wake Forest   | 01/04/14 | *  | 30        | 4          | 7         | .571        | 2         | 5          | .400        | 5           | 5         | 1.000       | 1         | 1         | 2         | 3.0        | 3         | 0        | 4         | 1         | 0        | 0         | 15         | 8.1        |
| FLORIDA STATE    | 1/9/14   | *  | 33        | 5          | 12        | .417        | 4         | 10         | .400        | 2           | 2         | 1.000       | 3         | 1         | 4         | 3.1        | 2         | 0        | 1         | 2         | 0        | 3         | 16         | 8.7        |
| <b>Totals</b>    |          |    | <b>15</b> | <b>457</b> | <b>40</b> | <b>.308</b> | <b>34</b> | <b>103</b> | <b>.330</b> | <b>16</b>   | <b>18</b> | <b>.889</b> | <b>15</b> | <b>31</b> | <b>46</b> | <b>3.1</b> | <b>33</b> | <b>1</b> | <b>30</b> | <b>18</b> | <b>0</b> | <b>15</b> | <b>130</b> | <b>8.7</b> |



# NECOLE STERLING

Junior | Forward | 5-10

# #15

Los Angeles, Calif. | Gulf Coast Community College | Stonewall Jackson HS

## 2013-14

Scored three points in her Miami debut on Nov. 8 against UNF ... Went off for 14 points on 6-of-14 shooting in the loss to Richmond on Nov. 10 while also grabbing four rebounds ... Tallied nine points, two assists, two rebounds, and a steal against Middle Tennessee ... Scored six points and grabbed nine boards in the road win at Oakland on Nov. 19 ... Contributed five points, two rebounds and an assist at home against Yale on Nov. 25 ... Scored seven points on 3-of-9 shooting in loss at Arizona State ... Scored in double figures for the second time this season in 10-point outing against Penn ... Grabbed three rebounds and scored three points in the ACC opener at Wake Forest on 1/4/14.

**Junior College:** Sterling comes to Miami by way of Gulf Coast Community College where she played for Coach Vernette Skeete ... Was named all-conference and to the All-National Tournament Team.

**High School:** Graduated from Stonewall Jackson HS in 2011 ... Played for Coach Nsonji White ... Earned four varsity letters ... Played for AAU team Horizon Sandstorms.

**Personal:** Born on Aug. 21, 1993 in Los Angeles, Calif. ... Majoring in liberal arts ... Hobbies include watching movies and watching basketball ... Daughter of Zenelta Looper-Scott ... Has one brother, Nicholie Scott.

| Opposition       | 2013-14 |   |   |
|------------------|---------|---|---|
|                  | P       | R | A |
| UNF              | 3       | 7 | 1 |
| Richmond         | 14      | 4 | 2 |
| Middle Tennessee | 9       | 2 | 2 |
| Oakland          | 6       | 9 | 4 |
| Yale             | 5       | 2 | 1 |
| St. Francis      | 0       | 1 | 1 |
| Mizzou           | -       | - | - |
| Minnesota        | 2       | 2 | 3 |
| Coppin State     | 2       | 2 | 0 |
| Arizona State    | 7       | 3 | 0 |
| Morgan State     | 3       | 5 | 1 |
| New Mexico       | 0       | 1 | 0 |
| Penn             | 10      | 3 | 0 |
| Wake Forest      | 15      | 2 | 4 |
| Florida State    | 2       | 0 | 0 |
| Virginia Tech    | -       | - | - |
| Boston College   | -       | - | - |
| NC State         | -       | - | - |
| Notre Dame       | -       | - | - |
| Clemson          | -       | - | - |
| Duke             | -       | - | - |
| North Carolina   | -       | - | - |
| Georgia Tech     | -       | - | - |
| Maryland         | -       | - | - |
| Florida State    | -       | - | - |
| Syracuse         | -       | - | - |
| Wake Forest      | -       | - | - |
| Virginia         | -       | - | - |
| Pittsburgh       | -       | - | - |

## Sterling Season / Career Highs

|                                       |
|---------------------------------------|
| Points                                |
| Season: 14, vs Richmond 11/10/13      |
| Rebounds                              |
| Season: 9, at Oakland 11/19/13        |
| Assists                               |
| Season: 4, at Oakland 11/19/13        |
| Steals                                |
| Season: 2*, vs. Morgan State 12/28/13 |
| Blocked Shots                         |
| Season:                               |
| Field Goals                           |
| Season: 6, vs Richmond 11/10/13       |
| Field Goal Attempts                   |
| Season: 14, vs Richmond 11/10/13      |
| Free Throws                           |
| Season: 3, vs Penn 1/1/14             |
| Free Throw Attempts                   |
| Season: 3, vs Penn 1/1/14             |
| 3-Point Field Goals                   |
| Season: 2, vs Richmond 11/10/13       |
| 3-Point Field Goal Attempts           |
| Season: 6, vs Richmond 11/10/13       |
| Minutes                               |
| Season: 28*, vs. Richmond 11/10/13    |

\*Recorded more than once with most recent listed

| Opponent         | Date     | GS | TOTAL    |            |           | 3-PTS       |          |           | FREE THROWS |           |           | REBOUNDS    |           |           | PF        | FO         | A         | TO       | Blk       | Stl       | Pts      | Avg      |           |            |
|------------------|----------|----|----------|------------|-----------|-------------|----------|-----------|-------------|-----------|-----------|-------------|-----------|-----------|-----------|------------|-----------|----------|-----------|-----------|----------|----------|-----------|------------|
|                  |          |    | Min      | FG         | FGA       | Pct         | 3FG      | FGA       | Pct         | FT        | FTA       | Pct         | Off       | Def       |           |            |           |          |           |           |          |          | Tot       | Avg        |
| NORTH FLORIDA    | 11/08/13 |    | 28       | 1          | 7         | .143        | 1        | 3         | .333        | 0         | 0         | .000        | 1         | 6         | 7         | 7.0        | 1         | 0        | 1         | 2         | 0        | 2        | 3         | 3.0        |
| RICHMOND         | 11/10/13 |    | 28       | 6          | 14        | .429        | 2        | 6         | .333        | 0         | 1         | .000        | 1         | 3         | 4         | 5.5        | 2         | 0        | 2         | 1         | 0        | 0        | 14        | 8.5        |
| MIDDLE TENN      | 11/15/13 | *  | 25       | 4          | 11        | .364        | 1        | 4         | .250        | 0         | 0         | .000        | 1         | 1         | 2         | 4.3        | 2         | 0        | 2         | 2         | 0        | 1        | 9         | 8.7        |
| at Oakland       | 11/19/13 | *  | 19       | 2          | 7         | .286        | 1        | 3         | .333        | 1         | 2         | .500        | 3         | 6         | 9         | 5.5        | 1         | 0        | 4         | 3         | 0        | 0        | 6         | 8.0        |
| YALE             | 11-25-13 |    | 15       | 2          | 3         | .667        | 1        | 1         | 1.000       | 0         | 0         | .000        | 0         | 2         | 2         | 4.8        | 4         | 0        | 1         | 3         | 0        | 0        | 5         | 7.4        |
| ST. FRANCIS      | 11/29/13 |    | 11       | 0          | 1         | .000        | 0        | 0         | .000        | 0         | 0         | .000        | 0         | 1         | 1         | 4.2        | 3         | 0        | 1         | 2         | 0        | 0        | 0         | 6.2        |
| at Minnesota     | 12/05/13 |    | 14       | 1          | 7         | .143        | 0        | 3         | .000        | 0         | 0         | .000        | 1         | 1         | 2         | 3.9        | 2         | 0        | 3         | 3         | 0        | 0        | 2         | 5.6        |
| at COPPIN ST.    | 12/15/13 |    | 8        | 1          | 3         | .333        | 0        | 1         | .000        | 0         | 0         | .000        | 1         | 1         | 2         | 3.6        | 1         | 0        | 0         | 1         | 0        | 1        | 2         | 5.1        |
| at Arizona State | 12/21/13 |    | 13       | 3          | 9         | .333        | 1        | 1         | 1.000       | 0         | 0         | .000        | 1         | 2         | 3         | 3.6        | 3         | 0        | 0         | 3         | 0        | 0        | 7         | 5.3        |
| MORGAN STATE     | 12-28-13 |    | 23       | 1          | 6         | .167        | 0        | 2         | .000        | 1         | 2         | .500        | 3         | 2         | 5         | 3.7        | 2         | 0        | 1         | 2         | 0        | 2        | 3         | 5.1        |
| NEW MEXICO       | 12-29-13 |    | 6        | 0          | 0         | .000        | 0        | 0         | .000        | 0         | 1         | .000        | 0         | 1         | 1         | 3.5        | 0         | 0        | 0         | 2         | 0        | 1        | 0         | 4.6        |
| PENN             | 1-1-14   |    | 15       | 3          | 8         | .375        | 1        | 2         | .500        | 3         | 3         | 1.000       | 1         | 2         | 3         | 3.4        | 0         | 0        | 0         | 1         | 0        | 0        | 10        | 5.1        |
| at Wake Forest   | 01/04/14 |    | 11       | 0          | 3         | .000        | 0        | 0         | .000        | 3         | 4         | .750        | 0         | 3         | 3         | 3.4        | 3         | 0        | 1         | 1         | 0        | 1        | 3         | 4.9        |
| FLORIDA STATE    | 1/9/14   |    | 3        | 0          | 0         | .000        | 0        | 0         | .000        | 2         | 2         | 1.000       | 0         | 0         | 0         | 3.1        | 1         | 0        | 0         | 0         | 0        | 0        | 2         | 4.7        |
| <b>Totals</b>    |          |    | <b>2</b> | <b>219</b> | <b>24</b> | <b>.304</b> | <b>8</b> | <b>26</b> | <b>.308</b> | <b>10</b> | <b>15</b> | <b>.667</b> | <b>13</b> | <b>31</b> | <b>44</b> | <b>3.1</b> | <b>25</b> | <b>0</b> | <b>16</b> | <b>26</b> | <b>0</b> | <b>8</b> | <b>66</b> | <b>4.7</b> |



# JESSICA THOMAS

Freshman | Guard | 5-6

# #3

Gainesville, Fla. | Buchholz HS

### 2013-14 (Freshman)

Scored 13 points in her collegiate debut against UNF on 5-for-9 shooting from the field ... Also dished out two assists and sunk 3-of-7 three-pointers ... Scored 10 points and grabbed four rebounds against Richmond ... Tallied 11 points while going 4-for-4 from the line against Middle Tennessee on Nov. 15 ... In first road game of season scored 15 points, grabbed five rebounds and dished out six assists in the win ... Scored in double figures for the fifth straight game of her young career in 10-point effort against Yale ... Scored 10 points and grabbed two rebounds in the loss at Arizona State ... Went 3-for-5 shooting in the game ... Scored four points and added four rebounds in the ACC-opening win at Wake Forest.

**High School:** Graduated from Buchholz HS in 2013 ... Played for head coach Rebecca Williams ... Named 2013 Florida Miss Basketball ... Was named all-state, first team all-area, 7A MVP, and Father Lopez Christmas Tournament MVP ... Was named team captain and Queen of the Court ... Averaged 32 points, six assists and three steals in senior season ... Team won class 7A State Championship ... Was also member of women's golf team ... Member of National Honors Society and was named Scholar Athlete of the Year.

**Personal:** Full name is Jessica Lauren Thomas ... Goes by JT ... Born on Oct. 27, 1994, in Gainesville, Fla... Majoring in communications ... Daughter of Tara and Larone Thomas.

| Opposition       | 2013-14 |   |   |
|------------------|---------|---|---|
|                  | P       | R | A |
| UNF              | 13      | 2 | 2 |
| Richmond         | 10      | 4 | 1 |
| Middle Tennessee | 11      | 4 | 2 |
| Oakland          | 15      | 5 | 6 |
| Yale             | 10      | 2 | 3 |
| St. Francis      | 9       | 4 | 2 |
| Mizzou           | 3       | 1 | 0 |
| Minnesota        | 0       | 1 | 0 |
| Coppin State     | 4       | 2 | 0 |
| Arizona State    | 10      | 2 | 1 |
| Morgan State     | 2       | 4 | 3 |
| New Mexico       | 2       | 1 | 2 |
| Penn             | 3       | 1 | 2 |
| Wake Forest      | 4       | 4 | 0 |
| Florida State    | 0       | 1 | 1 |
| Virginia Tech    | -       | - | - |
| Boston College   | -       | - | - |
| NC State         | -       | - | - |
| Notre Dame       | -       | - | - |
| Clemson          | -       | - | - |
| Duke             | -       | - | - |
| North Carolina   | -       | - | - |
| Georgia Tech     | -       | - | - |
| Maryland         | -       | - | - |
| Florida State    | -       | - | - |
| Syracuse         | -       | - | - |
| Wake Forest      | -       | - | - |
| Virginia         | -       | - | - |
| Pittsburgh       | -       | - | - |

### Thomas Season / Career Highs

- Points  
Season: 15, at Oakland 11/19/13
- Rebounds  
Season: 5, at Oakland 11/19/13
- Assists  
Season: 6, at Oakland 11/19/13
- Steals  
Season: 3\*, vs. Yale 11/25/13
- Blocked Shots  
Season:
- Field Goals  
Season: 5, vs UNF 11/8/13
- Field Goal Attempts  
Season: 9, vs UNF 11/8/13
- Free Throws  
Season: 3, at Oakland 11/19/13
- Free Throw Attempts  
Season: 7, at Oakland 11/19/13
- 3-Point Field Goals  
Season: 4, at Oakland 11/19/13
- 3-Point Field Goal Attempts  
Season: 7, vs UNF 11/8/13
- Minutes  
Season: 29, vs UNF 11/8/13

\*Recorded more than once with most recent listed

| Opponent         | Date       | GS | TOTAL    |            |           | 3-PTS     |             |           | FREE THROWS |             |           | REBOUNDS  |             |          | PF        | FO        | A          | TO        | Blk      | Stl       | Pts       | Avg      |           |           |            |
|------------------|------------|----|----------|------------|-----------|-----------|-------------|-----------|-------------|-------------|-----------|-----------|-------------|----------|-----------|-----------|------------|-----------|----------|-----------|-----------|----------|-----------|-----------|------------|
|                  |            |    | Min      | FG         | FGA       | Pct       | 3FG         | FGA       | Pct         | FT          | FTA       | Pct       | Off         | Def      |           |           |            |           |          |           |           |          | Tot       | Avg       |            |
| NORTH FLORIDA    | 11/08/13   |    | 29       | 5          | 9         | .556      | 3           | 7         | .429        | 0           | 4         | .000      | 1           | 1        | 2         | 2.0       | 3          | 0         | 2        | 5         | 0         | 3        | 13        | 13.0      |            |
| RICHMOND         | 11/10/13   |    | 22       | 3          | 7         | .429      | 2           | 4         | .500        | 2           | 2         | 1.000     | 1           | 3        | 4         | 3.0       | 1          | 0         | 1        | 6         | 0         | 1        | 10        | 11.5      |            |
| MIDDLE TENN      | 11/15/13   |    | 28       | 3          | 10        | .300      | 1           | 5         | .200        | 4           | 4         | 1.000     | 0           | 4        | 4         | 3.3       | 2          | 0         | 2        | 0         | 0         | 0        | 11        | 11.3      |            |
| at Oakland       | 11/19/13   |    | 25       | 4          | 6         | .667      | 4           | 6         | .667        | 3           | 7         | .429      | 1           | 4        | 5         | 3.8       | 2          | 0         | 6        | 3         | 0         | 2        | 15        | 12.3      |            |
| YALE             | 11-25-13   |    | 23       | 4          | 6         | .667      | 0           | 1         | .000        | 2           | 2         | 1.000     | 0           | 2        | 2         | 3.4       | 3          | 0         | 3        | 2         | 0         | 3        | 10        | 11.8      |            |
| ST. FRANCIS      | 11/29/13   |    | 17       | 2          | 3         | .667      | 2           | 3         | .667        | 1           | 2         | .500      | 0           | 2        | 2         | 3.2       | 2          | 0         | 2        | 0         | 0         | 0        | 7         | 11.0      |            |
| MISSOURI         | 11/30/13   |    | 18       | 1          | 5         | .200      | 1           | 4         | .250        | 0           | 0         | .000      | 0           | 1        | 1         | 2.9       | 0          | 0         | 0        | 0         | 0         | 0        | 3         | 9.9       |            |
| at Minnesota     | 12/05/13   |    | 10       | 0          | 3         | .000      | 0           | 2         | .000        | 0           | 0         | .000      | 0           | 1        | 1         | 2.6       | 1          | 0         | 0        | 1         | 0         | 1        | 0         | 8.6       |            |
| COPPIN ST.       | 12/15/13   |    | 22       | 2          | 3         | .667      | 0           | 1         | .000        | 0           | 1         | .000      | 1           | 1        | 2         | 2.6       | 1          | 0         | 0        | 4         | 0         | 2        | 4         | 8.1       |            |
| at Arizona State | 12/21/13   |    | 23       | 3          | 5         | .600      | 1           | 2         | .500        | 3           | 3         | 1.000     | 1           | 1        | 2         | 2.5       | 2          | 0         | 1        | 1         | 0         | 0        | 10        | 8.3       |            |
| MORGAN STATE     | 12-28-13 * |    | 28       | 1          | 8         | .125      | 0           | 5         | .000        | 0           | 0         | .000      | 1           | 3        | 4         | 2.6       | 2          | 0         | 3        | 6         | 0         | 4        | 2         | 7.7       |            |
| NEW MEXICO       | 12-29-13   |    | 14       | 1          | 6         | .167      | 0           | 2         | .000        | 0           | 0         | .000      | 0           | 1        | 1         | 2.5       | 0          | 0         | 1        | 2         | 0         | 1        | 2         | 7.3       |            |
| PENN             | 1-1-14     |    | 9        | 1          | 4         | .250      | 1           | 3         | .333        | 0           | 0         | .000      | 0           | 1        | 1         | 2.4       | 1          | 0         | 2        | 1         | 0         | 0        | 3         | 6.9       |            |
| at Wake Forest   | 01/04/14   |    | 19       | 2          | 7         | .286      | 0           | 4         | .000        | 0           | 0         | .000      | 0           | 4        | 4         | 2.5       | 2          | 0         | 0        | 2         | 1         | 4        | 4         | 6.7       |            |
| FLORIDA STATE    | 1/9/14     |    | 7        | 0          | 2         | .000      | 0           | 2         | .000        | 0           | 0         | .000      | 0           | 1        | 1         | 2.4       | 1          | 0         | 1        | 1         | 0         | 0        | 0         | 6.3       |            |
| <b>Totals</b>    |            |    | <b>1</b> | <b>294</b> | <b>32</b> | <b>84</b> | <b>.381</b> | <b>15</b> | <b>51</b>   | <b>.294</b> | <b>15</b> | <b>25</b> | <b>.600</b> | <b>6</b> | <b>30</b> | <b>36</b> | <b>2.4</b> | <b>23</b> | <b>0</b> | <b>24</b> | <b>34</b> | <b>1</b> | <b>21</b> | <b>94</b> | <b>6.3</b> |



# JASSANY WILLIAMS #21

R-Junior | Forward | 6-2

Davie, Fla. | Auburn | Nova

J. Williams Season/Career Highs at UM/  
Auburn  
Points  
Season: 12\*, vs Florida State 1/9/14  
Career: 13, vs. South Alabama 12/2/10  
Rebounds  
Season: 16, vs. MTSU 11/15/13  
Career: 16, vs. MTSU 11/15/13  
Assists  
Season: 3, at Minnesota 12/5/13  
Career: 3, at Minnesota 12/5/13  
Steals  
Season: 3, at Arizona State 12/21/13  
Career: 3\*, at Florida 2/9/12

Blocked Shots  
Season: 6, vs New Mexico 12/29/13  
Career: 7, at Duke 11/18/11  
Field Goals  
Season: 6, vs Florida State 1/9/14  
Career: 6, vs Florida State 1/9/14

Field Goal Attempts  
Season: 7\*, vs Morgan State 12/28/13  
Career: 13, vs. Mercer 11/12/10  
Free Throws  
Season: 4, vs Yale 11/25/13  
Career: 4, vs Yale 11/25/13

Free Throw Attempts  
Season: 6, vs Yale 11/25/13  
Career: 9, vs. Florida State 2/26/12  
3-Point Field Goals  
Season: N/A  
Career: N/A

3-Point Field Goal Attempts  
Season: N/A  
Career: N/A

\*Recorded more than once with most recent listed

## 2013-14 (Junior)

Tallied eight points and seven rebounds in Miami debut against UNF ... Scored four points and once against pulled down seven rebounds in the loss to Richmond on Nov. 10 ... Was a point shy of a double-double in the loss to Middle Tennessee when she scored nine points and grabbed an astounding 16 rebounds ... Came one point and one rebound shy of double-double in nine-point, nine-rebound effort at Oakland ... Scored in double figures for the first time in Miami career when she scored 12 points on 4-of-6 shooting against Yale ... Contributed 11 points and three rebounds in the loss at Minnesota on Dec. 5 ... Scored seven points and tallied seven rebounds in the loss at Arizona State ... Tallied 10 points and 13 rebounds in the win against Morgan state in the first round of the Holiday Tournament semifinals to notch her first double-double of the season ... Scored eight points in both the games against New Mexico and Penn ... Notched her third 10+ rebound game of the season with 10 rebounds against Wake Forest in the ACC opener.

**As a Sophomore at Auburn (2011-12):** Played in all 30 games, starting nine... Scored 105 points, averaging 3.5 per game... Had season high of 12 points and neared double-double with eight rebounds against Troy... Started and logged nine points, five rebounds, and two blocks in season opener at Mercer... Tied season-high of eight rebounds at FIU... Pulled down 111 rebounds averaging 3.7... Blocked career-high seven shots at Duke, tying for 13th all-time at Auburn in single-game blocks... 57 blocks rank in tie for third all-time among Auburn sophomores in single-season blocks... Finished season ranked fourth in SEC, 47th in country, in blocks with 1.9 per game... Had five games with four or more blocks during 2011-12 season... Transferred from Auburn to Miami (Fla.) following season.

**As a Freshman at Auburn (2010-11):** Played in all 32 games, starting nine... All nine starts came in the final nine games of the season... Scored 118 points, averaging 3.7 per game; also pulled down 120 rebounds for 3.8 per game... Blocked 23 shots on season, ranking 10th all-time at Auburn in single-season blocks by freshman... Made collegiate debut in season-opener against Mercer, scoring nine points with six rebounds, two blocks and two steals... Earned first collegiate start at LSU, scoring six points with two rebounds and two blocks in 19 minutes... Came off bench to score season-high 13 points against South Alabama... Pulled down season-high 12 rebounds against Alabama... Dished out season-high two assists at Tennessee Tech in WNIT... Blocked two shots in eight different games and tallied three steals each against Florida State, Ole Miss and South Carolina... Named to SEC First-Year Academic Honor Roll and Auburn Academic Top Tiger.

**High School:** Ranked as No. 59 overall prospect in the country by ESPN.com's HoopGurlz and is seventh-best post prospect in nation... Also received top-100 ranking from All-Star Girls Report, coming in at 83rd... Recognized as ESPN Rise Magazine Player to Watch, led team to state runner-up finish as junior... The state championship appearance was first for any team, boys or girls, at high school... Named to All-Sun-Sentinel and Miami Herald first teams... Also been recognized as part of FAB 5 of Broward County... Averaged 18.9 points, 10.0 rebounds and 3.0 blocks per game as senior... Was runner-up for Florida Class 5A Player of the Year... All-State first team selection... Three-time All-Big 8 Tournament Team selection... Played for South Florida Lady Jaguars club team... Led team to a runner-up finish at the 2005 USSA Girls National Invitational Tournament and was MVP the next year at USSA Treasure Coast State Qualifier... Named MVP of South Florida Lady Jaguar Tournament and Big Orange Classic in 2009.

| Opposition       | 2013-14 |    |   |
|------------------|---------|----|---|
|                  | P       | R  | A |
| UNF              | 8       | 7  | 0 |
| Richmond         | 4       | 7  | 0 |
| Middle Tennessee | 9       | 16 | 1 |
| Oakland          | 9       | 9  | 0 |
| Yale             | 12      | 4  | 2 |
| St. Francis      | 0       | 1  | 0 |
| Mizzou           | 4       | 3  | 0 |
| Minnesota        | 11      | 3  | 3 |
| Coppin State     | 2       | 4  | 2 |
| Arizona State    | 7       | 7  | 2 |
| Morgan State     | 10      | 13 | 1 |
| New Mexico       | 8       | 9  | 2 |
| Penn             | 8       | 8  | 2 |
| Wake Forest      | 4       | 10 | 2 |
| Florida State    | 12      | 11 | 1 |
| Virginia Tech    | -       | -  | - |
| Boston College   | -       | -  | - |
| NC State         | -       | -  | - |
| Notre Dame       | -       | -  | - |
| Clemson          | -       | -  | - |
| Duke             | -       | -  | - |
| North Carolina   | -       | -  | - |
| Georgia Tech     | -       | -  | - |
| Maryland         | -       | -  | - |
| Florida State    | -       | -  | - |
| Syracuse         | -       | -  | - |
| Wake Forest      | -       | -  | - |
| Virginia         | -       | -  | - |
| Pittsburgh       | -       | -  | - |

| Opponent         | Date     | TOTAL    |            | FGA       | Pct       | 3-PTS       |          |          | FREE THROWS |           |           | REBOUNDS    |           |           |            | PF         | FO        | A        | TO        | Blk       | Stl       | Pts       | Avg        |            |
|------------------|----------|----------|------------|-----------|-----------|-------------|----------|----------|-------------|-----------|-----------|-------------|-----------|-----------|------------|------------|-----------|----------|-----------|-----------|-----------|-----------|------------|------------|
|                  |          | GS       | Min        |           |           | 3FG         | FGA      | Pct      | FT          | FTA       | Pct       | Off         | Def       | Tot       | Avg        |            |           |          |           |           |           |           |            |            |
| NORTH FLORIDA    | 11/08/13 | 31       | 3          | 6         | .500      | 0           | 0        | .000     | 2           | 2         | 1.000     | 1           | 6         | 7         | 7.0        | 0          | 0         | 0        | 1         | 3         | 0         | 8         | 8.0        |            |
| RICHMOND         | 11/10/13 | 17       | 2          | 4         | .500      | 0           | 0        | .000     | 0           | 0         | .000      | 0           | 7         | 7         | 7.0        | 1          | 0         | 0        | 0         | 2         | 0         | 4         | 6.0        |            |
| MIDDLE TENN      | 11/15/13 | 27       | 3          | 7         | .429      | 0           | 0        | .000     | 3           | 3         | 1.000     | 4           | 12        | 16        | 10.0       | 2          | 0         | 1        | 3         | 2         | 0         | 9         | 7.0        |            |
| at Oakland       | 11/19/13 | 19       | 4          | 7         | .571      | 0           | 0        | .000     | 1           | 3         | .333      | 3           | 6         | 9         | 9.8        | 4          | 0         | 0        | 1         | 4         | 0         | 9         | 7.5        |            |
| YALE             | 11-25-13 | *        | 24         | 4         | 6         | .667        | 0        | 0        | .000        | 4         | 6         | .667        | 2         | 2         | 4          | 8.6        | 3         | 0        | 2         | 0         | 4         | 0         | 12         | 8.4        |
| ST. FRANCIS      | 11/29/13 | *        | 2          | 0         | 0         | .000        | 0        | 0        | .000        | 0         | 0         | .000        | 0         | 1         | 1          | 7.3        | 1         | 0        | 0         | 0         | 0         | 0         | 7.0        |            |
| MISSOURI         | 11/30/13 | 17       | 1          | 6         | .167      | 0           | 0        | .000     | 2           | 3         | .667      | 0           | 3         | 3         | 6.7        | 1          | 0         | 0        | 2         | 1         | 1         | 4         | 6.6        |            |
| at Minnesota     | 12/05/13 | 28       | 4          | 7         | .571      | 0           | 0        | .000     | 3           | 5         | .600      | 2           | 1         | 3         | 6.3        | 2          | 0         | 3        | 0         | 1         | 1         | 11        | 7.1        |            |
| COPPIN ST.       | 12/15/13 | *        | 22         | 1         | 4         | .250        | 0        | 0        | .000        | 0         | 0         | .000        | 0         | 4         | 4          | 6.0        | 4         | 0        | 2         | 2         | 3         | 1         | 2          | 6.6        |
| at Arizona State | 12/21/13 | *        | 24         | 2         | 6         | .333        | 0        | 0        | .000        | 3         | 3         | 1.000       | 2         | 5         | 7          | 6.1        | 4         | 0        | 2         | 3         | 2         | 3         | 7          | 6.6        |
| MORGAN STATE     | 12-28-13 | *        | 27         | 4         | 7         | .571        | 0        | 0        | .000        | 2         | 3         | .667        | 6         | 7         | 13         | 6.7        | 2         | 0        | 1         | 0         | 3         | 0         | 10         | 6.9        |
| NEW MEXICO       | 12-29-13 | *        | 30         | 3         | 6         | .500        | 0        | 0        | .000        | 2         | 4         | .500        | 4         | 5         | 9          | 6.9        | 1         | 0        | 2         | 0         | 6         | 0         | 8          | 7.0        |
| PENN             | 1-1-14   | *        | 30         | 4         | 10        | .400        | 0        | 0        | .000        | 0         | 2         | .000        | 7         | 1         | 8          | 7.0        | 2         | 0        | 2         | 1         | 1         | 2         | 8          | 7.1        |
| at Wake Forest   | 01/04/14 | *        | 24         | 2         | 5         | .400        | 0        | 0        | .000        | 0         | 0         | .000        | 4         | 6         | 10         | 7.2        | 3         | 0        | 2         | 1         | 1         | 1         | 4          | 6.9        |
| FLORIDA STATE    | 1/9/14   | *        | 33         | 6         | 12        | .500        | 0        | 0        | .000        | 0         | 1         | .000        | 4         | 7         | 11         | 7.5        | 4         | 0        | 1         | 3         | 1         | 1         | 12         | 7.2        |
| <b>Totals</b>    |          | <b>9</b> | <b>355</b> | <b>43</b> | <b>93</b> | <b>.462</b> | <b>0</b> | <b>0</b> | <b>.000</b> | <b>22</b> | <b>35</b> | <b>.629</b> | <b>39</b> | <b>73</b> | <b>112</b> | <b>7.5</b> | <b>34</b> | <b>0</b> | <b>18</b> | <b>17</b> | <b>34</b> | <b>10</b> | <b>108</b> | <b>7.2</b> |



# MICHELLE WOODS #10

Junior | Guard | 5-8

Naples, Fla. | Community

**As a Sophomore (2012-13):** Grabbed a career-best eight rebounds vs. Virginia Tech in the first round of the ACC Tournament (3/7)... Scored nine points vs. Florida State (2/10)... Poured in 15 points, grabbed five rebounds and dished out six assists vs. Virginia Tech (2/3)... Scored 15 points to go with five rebounds and four assists vs. NC State (12/20)... Dished out a career-best six assists to go with nine points vs. Alcorn State (12/3)... Scored 11 points and grabbed five rebounds in Miami's win over No. 6 Penn State (11/29)... For second straight game, scored a new career best, pouring in 20 at Richmond (11/12)... Scored career-best 19 points while hitting 5-of-7 3-pointers, also added four rebounds vs. UNF (11/9).

**As a Freshman (2011-12):** Grabbed season-best five rebounds vs. North Carolina (2/8)... Scored eight points to go with three assists vs. Clemson (2/5)... Dished out team-high four assists at Boston College (1/29)... Scored nine rebounds and grabbed three rebounds vs. Wake Forest (1/26)... Grabbed season-best four rebounds vs. Holy Cross (12/28)... In only 11 minutes at Georgetown (12/21), hit three 3-pointers in seven attempts, for all nine points... Scored freshman season-high 13 points vs. ULM (12/16) to go along with five assists and three steals... Scored seven points with pair of assists vs. USF (11/24).. Had hand in on six steals to go with five points and three assists against Prairie View A&M (11/17)... In collegiate debut against Texas-Pan American (11/11), scored seven points and hit one of three UM 3-pointers, to go along with three steals.

**High School:** Ranked as high as No. 44 overall prospect by ESPN HoopGurlz.com and No. 10 best shooting guard by AllStarGirlsReport.com... Finished high school with 2,365 career points... Averaged 18 points, 5.5 rebounds, and 4.0 assists per game at Naples Community School... Named 2A state player of the year during sophomore and senior years... Led team to two state championships and five district championships.

| 2011-12            |    |   |   |
|--------------------|----|---|---|
| Opposition         | P  | R | A |
| TEXAS-PAN AMERICAN | 7  | 1 | 0 |
| at Tennessee       | 0  | 1 | 0 |
| PRAIRIE VIEW A&M   | 5  | 1 | 3 |
| at AK-Anchorage    | 4  | 0 | 1 |
| vs. USF            | 7  | 2 | 2 |
| LONGWOOD           | 2  | 3 | 1 |
| at Michigan State  | 5  | 2 | 0 |
| RUTGERS            | 0  | 2 | 0 |
| OLE MISS           | 3  | 2 | 0 |
| LA-MONROE          | 13 | 3 | 5 |
| at Georgetown      | 9  | 1 | 0 |
| HOLY CROSS         | 2  | 4 | 0 |
| VCU                | 0  | 0 | 3 |
| at North Carolina  | 0  | 0 | 1 |
| NC STATE           | 0  | 0 | 0 |
| at Georgia Tech    | 2  | 0 | 1 |
| MARYLAND           | -  | - | - |
| at Florida State   | 0  | 0 | 0 |
| at Virginia        | 0  | 0 | 1 |
| VIRGINIA TECH      | 1  | 2 | 1 |
| WAKE FOREST        | 9  | 3 | 0 |
| at Boston College  | 0  | 0 | 4 |
| CLEMSON            | 8  | 4 | 3 |
| NORTH CAROLINA     | 1  | 5 | 2 |
| at Maryland        | 1  | 2 | 0 |
| at NC State        | 3  | 1 | 1 |
| FLORIDA STATE      | 0  | 0 | 0 |
| at Duke            | 2  | 0 | 1 |
| BOSTON COLLEGE     | 2  | 2 | 0 |
| vs. Wake Forest    | 2  | 1 | 0 |
| vs. Idaho State    | 7  | 1 | 0 |
| at Gonzaga         | 2  | 1 | 0 |

| 2012-13           |    |   |   |
|-------------------|----|---|---|
| Opposition        | P  | R | A |
| UNF               | 19 | 4 | 0 |
| Richmond          | 20 | 2 | 1 |
| Tennessee         | 17 | 4 | 2 |
| FAU               | 4  | 4 | 4 |
| Radford           | 4  | 1 | 2 |
| Penn State        | 11 | 5 | 1 |
| Alcorn State      | 9  | 3 | 6 |
| Davidson          | 5  | 4 | 1 |
| Rutgers           | 1  | 1 | 0 |
| NC State          | 15 | 5 | 4 |
| Central Conn. St. | 0  | 2 | 4 |
| Wisconsin         | 6  | 3 | 4 |
| Clemson           | 8  | 2 | 4 |
| Virginia          | 2  | 3 | 2 |
| Maryland          | 1  | 2 | 2 |
| Florida State     | 0  | 0 | 1 |
| Georgia Tech      | -  | - | - |
| Virginia          | 0  | 0 | 0 |
| Wake Forest       | 7  | 1 | 1 |
| North Carolina    | 4  | 1 | 0 |
| Duke              | 6  | 3 | 4 |
| Virginia Tech     | 15 | 5 | 6 |
| Clemson           | 0  | 2 | 1 |
| Florida State     | 9  | 2 | 2 |
| Boston College    | 3  | 4 | 4 |
| NC State          | 2  | 1 | 1 |
| Georgia Tech      | 3  | 3 | 1 |
| Duke              | 2  | 3 | 2 |
| Virginia Tech     | 3  | 1 | 4 |
| Virginia Tech     | 4  | 8 | 1 |
| Florida State     | 2  | 2 | 0 |

## Woods Season / Career Highs

- Points  
Season: 20, at Richmond 11/12/12  
Career: 20, at Richmond 11/12/12
- Rebounds  
Season: 8, vs. Virginia Tech 3/07/13  
Career: 8, vs. Virginia Tech 3/07/13
- Assists  
Season: 6\*, vs. Virginia Tech 2/03/13  
Career: 6\*, vs. vs. Virginia Tech 2/03/13
- Steals  
Season: 4\*, vs. Central Conn. St. 12/28/12  
Career: 6, vs. Prairie View A&M 11/17/11
- Blocked Shots  
Season: 2, vs. Penn State 11/29/12  
Career: 2, vs. Penn State 11/29/12
- Field Goals  
Season: 7, vs. UNF 11/9/12  
Career: 7, vs. UNF 11/9/12
- Field Goal Attempts  
Season: 13, vs. Tennessee 11/12/12  
Career: 13, vs. Tennessee 11/12/12
- Free Throws  
Season: 5, vs. Penn State 11/29/12  
Career: 5\*, vs. Penn State 11/29/12
- Free Throw Attempts  
Season: 7\*, vs. Tennessee 11/18/12  
Career: 7\*, vs. Tennessee 11/18/12
- 3-Point Field Goals  
Season: 5, vs. UNF 11/9/12  
Career: 5, vs. UNF 11/9/12
- 3-Point Field Goal Attempts  
Season: 8, vs. Virginia Tech 2/03/13  
Career: 8, vs. Virginia Tech 2/03/13
- Minutes  
Season: 33, at Richmond 11/12/12  
Career: 33, at Richmond 11/12/12

\*Recorded more than once with most recent listed

## CAREER STATISTICS

| Season       | GP        | GS        | Min.        | Avg.        | FG        | Total FGA  | Pct.        | FG        | 3-Point FGA | Pct.        | FT        | Free Throws FTA | Pct.        | Rebounds REB | Avg.       | Ast.      | TO         | Blk      | Stl       | Pts.       | Scoring Avg. |
|--------------|-----------|-----------|-------------|-------------|-----------|------------|-------------|-----------|-------------|-------------|-----------|-----------------|-------------|--------------|------------|-----------|------------|----------|-----------|------------|--------------|
| 2011-12      | 31        | 0         | 350         | 11.3        | 29        | 92         | .315        | 15        | 58          | .259        | 24        | 33              | .727        | 44           | 1.4        | 30        | 31         | 0        | 31        | 97         | 3.1          |
| 2012-13      | 30        | 15        | 671         | 22.4        | 61        | 175        | .349        | 24        | 80          | .300        | 36        | 60              | .600        | 81           | 2.7        | 66        | 84         | 7        | 33        | 182        | 6.1          |
| <b>TOTAL</b> | <b>61</b> | <b>15</b> | <b>1021</b> | <b>16.7</b> | <b>90</b> | <b>267</b> | <b>.337</b> | <b>39</b> | <b>138</b>  | <b>.283</b> | <b>60</b> | <b>93</b>       | <b>.645</b> | <b>125</b>   | <b>2.0</b> | <b>96</b> | <b>115</b> | <b>7</b> | <b>64</b> | <b>279</b> | <b>4.7</b>   |