



2015-16 WOMEN'S BASKETBALL MEDIA GUIDE

UNIVERSITY OF MIAMI COMMUNICATIONS



**UNIVERSITY OF MIAMI
DEPARTMENT OF ATHLETICS**

5821 San Amaro Drive
Coral Gables, FL 33146
305-284-3244

www.HurricaneSports.com
Twitter: @CanesWBB
Facebook: /CanesWBB
Instagram: @CanesWBB

CREDITS

EDITORS

Alex Schwartz, Camron Ghorbi, Amy LaBrie,
Tom Symonds, David Villavicencio

COMPILATION

Alex Schwartz, Amy LaBrie, previous Miami
communications staff members

PHOTOGRAPHY

Issac Baldizon, Zach Beeker, JC Ridley

**UNIVERSITY OF MIAMI
MISSION STATEMENT**

The University of Miami's mission is to educate and nurture students, to create knowledge, and to provide service to our community and beyond. Committed to excellence and proud of the diversity of our University family, we strive to develop future leaders of our nation and the world.



HURRICANES WOMEN'S BASKETBALL

689 Victories

25 All-Conference Honorees

23 1,000-Point Scorers

18 Postseason Berths

13 20-Win Seasons

10 NCAA Tournament Appearances

Eight All-America Honorees

Six-Consecutive Postseason Trips

Four WNBA Players

Three Conference Tournament Championships

Three Conference Regular Season Titles

Two Conference Players of the Year

One National Player of the Year

INTRODUCTION

TABLE OF CONTENTS

MEDIA INFORMATION

2015-16 Schedule	1
Athletics Communications, Marketing & Creative Services.....	2
Quick Facts.....	3
Media Policies.....	4
Facilities	5
University Administration.....	6
Athletics Administration.....	7-9
Roster Breakdowns	10
Pronunciation Guide.....	10

COACHES

Head Coach Katie Meier.....	12-13
Assistant Coaches	14-16
Basketball Staff.....	17-19
Support Staff	20

HURRICANES

Photo Roster.....	22
Players	23-34

2014-15 REVIEW

Box Scores	36-39
Season Statistics.....	40
ACC Statistics.....	41
Postseason Statistics.....	42
Team Game-by-Game.....	43
Team Game Highs	44
Team Game Lows	45
Opponent Game Highs.....	46
Opponent Game Lows	47
Player Game-by-Game Highs	48-49
Player Game Highs.....	50-51
Opponent Player Game Highs	52-53
Category Leaders.....	54-55
Player Game-by-Game Points-Rebounds-Assists	56

HISTORY & RECORDS

Conference Tournament History.....	58
Postseason History	59
NCAA Tournament Teams.....	60-61
WNIT Teams.....	62
Hurricane Honors	63-64
Team Game Records	65
Team NCAA Tournament Game Records	65
Team Season Records & Streaks	66
Individual Career Records.....	67-68
Individual Season Records.....	68-69
Individual Game Records	79
Individual NCAA Tournament Game Records	70
Year-by-Year Leaders	70-71
1,000 Points Club.....	72-74
All-Time Results.....	75-81
All-Time Series Records	82
All-Time Series Results	83-89
Year-by-Year Coaching Records.....	90
Hurricane Letterwinners.....	91
Retired Numbers	92

2015-16 SCHEDULE

DATE	OPPONENT	TIME/SCORE (TV)
Nov. 4	NOVA SOUTHEASTERN (exh.)	4 p.m. (ESPN3)
Nov. 13	WRIGHT STATE	11 a.m. (ESPN3)
Nov. 15	BETHUNE-COOKMAN	4 p.m. (ESPN3)
Nov. 17	at Old Dominion	7 p.m.
Nov. 21	at Loyola-Chicago	2:30 p.m.
Nov. 23	at Charlotte	7 p.m.
Nov. 27	UW-MILWAUKEE #	1 p.m. (ESPN3)
Nov. 29	LA SALLE #	1 p.m. (ESPN3)
Dec. 2	ILLINOIS !	7 p.m. (ESPN3)
Dec. 4	COPPIN STATE	7 p.m. (ESPN3)
Dec. 6	UMASS-LOWELL	1 p.m. (ESPN3)
Dec. 19	vs. Baylor ^	7 p.m.
Dec. 20	vs. Indiana ^	7 p.m.
Dec. 22	FIU	2 p.m. (ESPN3)
Dec. 30	NC STATE *	7 p.m. (ESPN3)
Jan. 3	at Virginia *	1 p.m. (RSN/ESPN3)
Jan. 7	PITTSBURGH *	7 p.m. (ESPN3)
Jan. 10	at Clemson *	1 p.m.
Jan. 14	WAKE FOREST *	7 p.m. (ESPN3)
Jan. 17	at North Carolina *	12:30 p.m. (RSN/ESPN3)
Jan. 24	FLORIDA STATE *	1 p.m. (ESPN3)
Jan. 28	at Virginia Tech *	7 p.m.
Feb. 1	SYRACUSE *	7 p.m. (RSN/ESPN3)
Feb. 4	at Boston College *	7 p.m.
Feb. 7	DUKE *	1 p.m. (RSN/ESPN3)
Feb. 11	at Georgia Tech *	7 p.m. (ESPN3)
Feb. 14	at Notre Dame *	1 p.m. (RSN/ESPN3)
Feb. 21	VIRGINIA TECH *	4 p.m. (ESPN3)
Feb. 25	LOUISVILLE *	7 p.m. (ESPN3)
Feb. 28	at Florida State *	TBA (ESPN2 or ESPN3)
March 2-6	ACC Tournament (Greensboro, N.C.)	RSN/ESPNU/ESPN

BOLD CAPS - home game, played at the BankUnited Center in Coral Gables, Fla.
- Miami Thanksgiving Classic (Coral Gables, Fla.)
! - Big Ten/ACC Challenge
^ - Florida Sunshine Classic (Winter Park, Fla.)
* - ACC game
All times Eastern and subject to change

Twitter: @CanesWBB
Facebook: /CanesWBB
Instagram: @CanesWBB
Official Website: HurricaneSports.com
Team Website: CanesWBB.com

INTRODUCTION

ATHLETICS COMMUNICATIONS, MARKETING & CREATIVE SERVICES

INTRODUCTION

COMMUNICATIONS, MARKETING & CREATIVE SERVICES

Hecht Athletic Center

5821 San Amaro Drive | Coral Gables, FL 33146

Phone: 305-284-3244 | Fax: 305-284-2807


www.HurricaneSports.com

Official Social Media Accounts

Twitter: @CanesWBB | @MiamiHurricanes

Facebook: /CanesWBB | /MiamiHurricanes

Instagram: @CanesWBB | @MiamiHurricanes



JASON LAYTON
Senior Associate AD
Communications & Sales



BRIAN BOWSHER
Associate AD
Marketing & Digital Strategy



TOM SYMONDS
Assistant AD
Communications



AMY LaBRIE
Associate Director
Communications



CAMRON GHORBI
Assistant Director
Communications




ALEX SCHWARTZ
Assistant Director
Communications



DAVID VILLAVICENCIO
Assistant Director
Communications



LINDY SPARBY
Director
Marketing



JASON FRANKO
Associate Director
Marketing & Sales




LEAH GROSS
Associate Director
Marketing



ALEJANDRO RENGIFO
Assistant Director
Marketing



MADDIE HASBROUCK
Marketing Assistant




TIM BROGDON
Assistant Director
Digital Strategy




LEO RAMOS
Graphic Designer



KYLE STOPPERAN
Graphic Designer



SHADÉ OLASIMBO
Manager
Production Services



DREW THOMAS
Manager
Production Services



JIMMIE NELSON
Video Production
Specialist



CATALINA GUTIERREZ
Video Production
Specialist



KC HAHEY
Video Production
Specialist



ANTHONY LESTOCHI
Video Production
Specialist

COMMUNICATIONS STAFF

JASON LAYTON Senior Associate AD / Communications & Sales

Alma Mater: St. Leo, 1999

Office: 305-284-3231

Cell: 786-570-2637

E-mail: jlayton@miami.edu

TOM SYMONDS Assistant AD / Communications

Responsibilities: Football, Golf

Alma Mater: Ohio State, 2005

Office: 305-284-3248

Cell: 305-240-9142

@Tom_Symonds

E-mail: symonds@miami.edu

AMY LaBRIE Associate Director / Communications

Responsibilities: Men's Basketball, Men's Tennis

Alma Mater: Alaska Fairbanks, 2002

Office: 305-284-3241

Cell: 813-410-1194

@CanesHoops

E-mail: a.woodruff@miami.edu

CAMRON GHORBI Assistant Director / Communications

Responsibilities: Baseball, Swimming & Diving, Football²

Alma Mater: Miami, 2011

Office: 305-284-3230

Cell: 786-877-7329

@CamronGhorbi

E-mail: c.ghorbi@miami.edu

ALEX SCHWARTZ Assistant Director / Communications

Responsibilities: Women's Basketball, Soccer, Women's Tennis, Football⁴

Alma Mater: Miami, 2013

Office: 305-284-3249

Cell: 609-802-3674

@AlexJSchwartz

E-mail: alexschwartz@miami.edu

DAVID VILLAVICENCIO Assistant Director / Communications

Responsibilities: Volleyball, Track & Field, Rowing, Football²

Alma Mater: Miami, 2009

Office: 305-284-3249

Cell: 786-422-4029

@dvillavicencio6

E-mail: davidv@miami.edu

MARKETING STAFF

BRIAN BOWSHER Associate AD / Marketing & Digital Strategy

Alma Mater: Xavier, 2007

Office: 305-284-1904

Cell: 786-447-9494

@BrianBowsher

E-mail: b.bowsher@miami.edu

LINDY SPARBY Director / Marketing

Alma Mater: Concordia College, 2006

Office: 305-284-2678

@LindySparby

E-mail: l.sparby@miami.edu

JASON FRANKO Associate Director / Marketing & Sales

Alma Mater: Villanova, 2007

Office: 305-284-9484

@JasonFrankoUM

E-mail: j.franko@miami.edu

LEAH GROSS Associate Director / Marketing

Alma Mater: Tennessee, 2010

Office: 305-284-3236

@LeahAGross

E-mail: leahgross@miami.edu

ALEJANDRO RENGIFO Assistant Director / Marketing

Alma Mater: Miami, 2012

Office: 305-284-3242

@a_rengifo1

E-mail: a.rengifo@miami.edu

MADDIE HASBROUCK Marketing Assistant

Alma Mater: Miami, 2014

Office: 305-284-3382

@maddiehas

E-mail: m.hasbrouck@umiami.edu

CREATIVE SERVICES STAFF

TIM BROGDON Assistant Director / Digital Strategy

Alma Mater: Colorado State, 2012

Office: 305-284-1736

@timdanbrog

E-mail: tbrogdon@miami.edu

LEO RAMOS Graphic Designer

Alma Mater: Miami, 2012

Office: 305-284-3238

@LeoRamos82

E-mail: l.ramos1@miami.edu

KYLE STOPPERAN Graphic Designer

Alma Mater: Colorado State, 2001

E-mail: kstopperan@miami.edu

SHADÉ OLASIMBO Manager / Production Services

Alma Mater: Penn State, 2012

Office: 305-284-9232

@FCOlasimbo

E-mail: olasimbo@miami.edu

DREW THOMAS Manager / Production Services

Alma Mater: Marquette, 2007

Office: 305-284-3087

E-mail: d.thomas4@miami.edu

JIMMIE NELSON Video Production Specialist

Alma Mater: USF, 2013

@KingNelsonIV

E-mail: jnelson4@miami.edu

CATALINA GUTIERREZ Video Production Specialist

Alma Mater: UCF, 2013

Office: 305-284-2972

@sportsvideogirl

E-mail: catalinagutierrez@miami.edu

KC HAHEY Video Production Specialist

Alma Mater: Washington & Jefferson, 2005

@SpecialKTwoSix

E-mail: kch49@miami.edu

ANTHONY LESTOCHI Video Production Specialist

Alma Mater: Penn State, 2015

@deafaudioPhile

E-mail: ax1936@miami.edu

QUICK FACTS

UNIVERSITY INFORMATION

Name of School	University of Miami
Location	Coral Gables, Fla.
Enrollment	16,188
Founded	1925
Nickname	Hurricanes
Mascot	Sebastian the Ibis
Colors	Orange (PMS 1665), Green (PMS 3435) and White
President	Dr. Julio Frenk
Director of Athletics	Blake James
Faculty Athletics Representative	Dr. Marvin Dawkins
Conference	Atlantic Coast Conference
Stadium / Capacity	BankUnited Center / 7,972
Press Row Phone	(305) 284-2111
Ticket Office Phone	1-800-GO-CANES (462-2637)
Website	HurricaneSports.com
Mailing Address	5821 San Amaro Drive, Coral Gables, FL 33146

ATHLETICS ADMINISTRATION

Director of Athletics	Blake James
Deputy Director of Athletics / Business Operations	Tony Hernandez
Deputy Director of Athletics / SWA	Jennifer Strawley
Senior Associate AD / Communications & Sales	Jason Layton
Senior Associate AD / Compliance	Craig Anderson
Senior Associate AD / Facilities & Event Operations	Tim Wise
Associate AD / Academic Services	David Wyman
Associate AD / Business Operations	Josh Boone
Associate AD / Development	Jesse Marks
Associate AD / Marketing & Digital Strategy	Brian Bowsher
Associate AD / Premium Seating & Corporate Development	Ben Creed
Associate AD / Ticket Sales & Operations	Brent Crank
Assistant AD / Communications	Tom Symonds
Assistant AD / Compliance, Eligibility	Dan Raben
Assistant AD / Events & Operations	Michael Turner
Assistant AD / Major Gifts	Chris Cohen
Assistant AD / Ticket Operations	Tim Cavanaugh

COACHING STAFF

Head Coach	Katie Meier (Duke, 1989 [B.A.] & 1990 [M.A.])
Record at Miami (As of Oct. 1, 2015)	183-134 (10 seasons)
Career Record	259-179 (14 seasons)
Assistant Coach	Octavia Blue (Miami, 1998)
Assistant Coach	Tia Jackson (Iowa, 1995)
Assistant Coach	Fitzroy Anthony (Palm Beach Atlantic, 2008)
Director of Operations / Recruiting	Lounette Hall
Director of Operations / Assistant to HC	Margie Gill
Director of Video Operations	Sarah Smoak
Graduate Assistant	Brittany Smith
Athletic Trainers	Alana Brown & Natalie Fontela
Strength & Conditioning Coach	Tyler Farwell

PROGRAM HISTORY (As of Oct. 1, 2015)

First Year of Basketball	1972-73
All-Time Record	689-508 (.576)
All-Time ACC Record	73-91 (.445)
NCAA Appearances	10
(1989, '92, '93, '98, 2003, '04, '11, '12, '13, '15)	
Last NCAA Tournament Opponent	Iowa (2015)
L, 88-70 - Second Round	

TEAM INFORMATION

2014-15 Overall Record	20-13
Home/Away/Neutral	15-3 / 2-9 / 3-1
2014-15 ACC Record / Finish	8-8 / 8th
Letterwinners Returning / Lost	8 / 4
Starters Returning / Lost	3 / 2
Newcomers	4

2015-16 HURRICANES

RETURNING STARTERS	YEAR	POS	PPG	RPG
Adrienne Motley	Jr.	G	16.9	4.2
Jessica Thomas	Jr.	G	9.3	2.7
Michelle Woods	RSr.	G	8.5	3.8

KEY RETURNEES	YEAR	POS	PPG	RPG
Erykah Davenport	So.	F/C	3.5	3.7
Nigia Greene	RSO.	G	5.1	1.4
Keyanna Harris	So.	F	1.1	0.7
Keyona Hayes	RJr.	F	n/a	n/a
Khaila Prather	So.	F	1.8	3.2

RETURNING NUMBERS	AVG.	PCT.
Points	45.8	.679
Rebounds	23.9	.613
Assists	7.5	.703
Blocks	1.4	.326
Steals	6.1	.662
Starts	84 of 165	.509

KEY LOSSES	POS	PPG	RPG
Suriya McGuire	G	6.5	4.3
Necole Sterling	F	7.2	2.7
Jassany Williams	F	5.5	6.0

NEWCOMERS	YEAR	POS
Shaneese Bailey <i>(sitting out as a transfer)</i>	Jr.	G
Laura Cornelius	Fr.	G
Emese Hof	Fr.	F
Zada Williams	Fr.	F/C

DIGITAL PLATFORMS

Twitter	@CanesWBB	@MiamiHurricanes
Facebook	/CanesWBB	/MiamiHurricanes
Instagram	@CanesWBB	@MiamiHurricanes
Website	CanesWBB.com	HurricaneSports.com

MEDIA POLICIES

COVERING THE HURRICANES

Interview requests for women's basketball student-athletes and coaches must be submitted to Assistant Director of Communications Alex Schwartz (alexschwartz@miami.edu) in all instances. Schwartz and the Miami communications staff will make every effort to schedule a separate time to accommodate those requests, based on time constraints and academic/meeting obligations.

LIVE BROADCASTS

It is not permissible for any non-rights holder to broadcast over the air, stream over the internet (audio or video), or transmit in any other way, any live event without the consent of the University of Miami Athletics Department. Live events include varsity contests, press conferences (including but not limited to weekly scheduled and postgame press conferences) and any other group media availability. Exceptions may be made for any major news-breaking event.

ARCHIVING OF EVENT AUDIO/VIDEO

It is not permissible for any non-rights holder to post, place, broadcast, or make available in any other way, audio or video event content that exceeds three (3) minutes in length. Events are defined as varsity contests, press conferences and any other group media availability. Archiving may not begin until the conclusion of the entire event. It is not permissible to reuse or post any video produced and/or owned by the University of Miami Athletics without the consent of the university.

PHOTOGRAPHY

Miami follows NCAA and ACC rules regarding media representatives photographing games. Only properly credentialed photographers will be allowed in the designated photo areas of the BankUnited Center as specified by the NCAA and ACC.

NO photographers will be permitted to shoot from the sidelines. All photographers must remain in the BankUnited Center's designated photo areas along the baselines. Photo credentials are subject to revocation by the Miami Athletic Communications office at any time.

MEDIA CREDENTIALS

Requests for working media and photo credentials should be submitted to Alex Schwartz at alexschwartz@miami.edu by sports editors or sports directors of accredited media outlets. Requests should be made as early as possible and should be limited to working media only. Requests made within two days of the game may not be considered.

UNAUTHORIZED CREDENTIAL USE

Credentials will be issued to working media only. Media credentials are not transferable and use by anyone other than members of the working media is unauthorized. Media credentials used in an unauthorized manner will be revoked immediately. News organizations allowing unauthorized individuals to use credentials will have their credentials revoked for the remainder of the year.

QUESTIONS?

Please contact Alex Schwartz via email at alexschwartz@miami.edu or by phone at 305-284-3249 (office) or 609-802-3674 (cell) with any questions about the University of Miami women's basketball team.

FACILITIES



BANKUNITED CENTER

The BankUnited Center (BUC) is the 200,000 square foot, 7,972-seat arena that is home to the University of Miami men's and women's basketball teams. The Hurricanes played their first game in the arena Jan. 15, 2003 against Boston College. Since then, Miami has defeated three top-five teams in the building and hosted postseason WNIT games.

Since its opening, the BUC has hosted a number of memorable events and sold-out shows, including Green Day, Coldplay, John Mayer, Drake, The Fray and Barry Manilow, as well as being the setting for televised events and award shows such as the 2004 Presidential Debates, Unplugged featuring Ricky Martin and Thalia, Premio Lo Nuestro, Premios Juventud, Billboard's Latin Music Awards and, most recently, The X Factor. The venue has also welcomed world-renowned figures and politicians, including His Holiness the Dalai Lama, former President Bill Clinton, current President Barack Obama, former Secretary of State Hillary Clinton and Senator John McCain.




FIELDHOUSE

The 29,000-square foot on-campus practice facility that is conveniently located adjacent to the BankUnited Center opened in March of 2009. The facility houses a pair of full-sized basketball courts with 14 baskets, as well as a multi-purpose room to host a variety of events. Miami basketball players have access to the secure facility 24 hours per day, allowing the Hurricanes court time at any time all year around. UM players use the facility for both conditioning and practice sessions, as well as for individual workouts and pick-up games. The Fieldhouse was also honored for its sustainability components, earning the LEED Gold designation, established by the U.S. Green Building Council & verified by the Green Building Certification Institute.

UNIVERSITY ADMINISTRATION

INTRODUCTION



DR. JULIO FRENK

University President

Dr. Julio Frenk, a noted leader in global public health and a renowned scholar and academic, was named the sixth president of the University of Miami in April 2015. He will assume his leadership post on August 16, 2015.

Prior to joining the University of Miami, Dr. Frenk was Dean of the Faculty at the Harvard T.H. Chan School of Public Health since January 2009. While at Harvard, he was also the T & G Angelopoulos Professor of Public Health and International Development, a joint appointment with the Harvard Kennedy School of Government.

Dr. Frenk served as the Minister of Health of Mexico from 2000 to 2006. He pursued an ambitious agenda to reform the nation's health system and introduced a program of comprehensive universal health insurance, known as Seguro Popular, which expanded access to health care for tens of millions of uninsured Mexicans.

Dr. Frenk was the founding director-general of the National Institute of Public Health in Mexico, one of the leading institutions of health education and research in the developing world. In 1998 Dr. Frenk joined the World Health Organization (WHO) as executive director in charge of Evidence and Information for Policy, WHO's first-ever unit explicitly charged with developing a scientific foundation for health policy to achieve better outcomes.

He also served as a senior fellow in the global health program of the Bill & Melinda Gates Foundation and as president of the Carso Health Institute in Mexico City. He is the founding chair of the board of the Institute for Health Metrics and Evaluation at the University of Washington. He also co-chaired the Commission on the Education of Health Professionals for the 21st Century, which published its influential report in the leading journal *The Lancet* in 2010, triggering a large number of follow-up initiatives throughout the world.

Dr. Frenk holds a medical degree from the National Autonomous University of Mexico, as well as a master of public health and a joint doctorate in Medical Care Organization and in Sociology from the University of Michigan, Ann Arbor. He has been awarded honorary doctorates from several institutions of higher learning. In September of 2008, Dr. Frenk received the Clinton Global Citizen Award for changing "the way practitioners and policy makers across the world think about health."

He is a member of the U.S. Institute of Medicine, American Academy of Arts and Sciences, and National Academy of Medicine of Mexico.

In addition to his scholarly works, which include more than 140 articles in academic journals, as well as many books and book chapters, he has written two best-selling novels for youngsters explaining the functions of the human body.



BLAKE JAMES

Director of Athletics
Minnesota State-Mankato, 1992

Blake James was named the University of Miami's Director of Athletics on Feb. 8, 2013. Prior to being named AD, James served Miami athletics in the roles of Interim AD and Senior Associate AD for Development and Ticket Operations. James oversaw the day-to-day operations of development, ticket sales and ticket operations. He also was a member of the Hurricanes' senior staff and provided sport supervision.

James is currently in the fifth year of his third stint at Miami and is in his third year as the Director of Athletics. Since taking over as Director of Athletics, James has spearheaded a tremendous growth in annual giving, ticket sales and merchandise sales, while maintaining a strong academic standard for all student-athletes.

During this past fiscal year, James oversaw the Miami Hurricane Club surpass its annual fundraising goal of \$9.9 million to the Student-Athlete Excellence Fund. In the classroom, five Miami teams were publically honored for being among the top 10 percent in the Academic Progress Rates (APR) for the second-consecutive year. In addition, seven Hurricane teams scored 990 or better out of a possible 1,000 points - men's basketball (990), men's XC (1000), men's diving (1000), golf (1000), soccer (991) and women's swimming (1000) in the latest NCAA APR.

Under James' leadership, Miami also has seen several facility enhancements, beginning with the opening of the Schwartz Center for Athletic Excellence, the completion of the student-athlete training table and dining hall, a new artificial and natural playing surface, a center hung scoreboard at the BankUnited Center.

Most recently, James was instrumental in helping Miami strike one of the largest apparel deals in the country with adidas.

James came to UM after spending seven years the University of Maine, where he first served as Senior Associate Athletic Director before serving as Director of Athletics from July 2005 to September 2010. As Senior Associate AD, his primary responsibilities focused on marketing, ticketing, retail operations, athletic development along with men's and women's track and field, cross country, men's soccer, men's basketball and baseball.

During his tenure at Maine, athletics experienced tremendous success, including three trips to the Frozen Four for the men's ice hockey program and NCAA playoff berths for football, baseball (two), women's basketball and softball. Additionally, James implemented a comprehensive \$17 million facility improvement plan, which included an indoor practice facility and numerous other facility upgrades and renovations. Academically, the program flourished, earning the conference academic cup twice and maintaining better than a 3.0 GPA.

Prior to his stint at Maine, he worked in athletic development at Providence College, where he established the "Friars Forever" campaign and the Friar Athletic Fund.

James is no stranger to South Florida, beginning his athletic career with the University of Miami, working in ticket sales, corporate sales and athletic development. In April 1995, he was hired as Miami's Director of Ticket Sales, serving in that capacity until October 1997, when he was named an athletic development officer at the University of Nebraska. He returned to Miami in 1998 as the Director of Major Gifts and Corporate Sales. He was promoted to the Director of Athletic Development at Miami in March 2000 before moving on to Providence in 2002.

He graduated from Minnesota State University - Mankato with a bachelor's degree in marketing in 1992 and later received his master's degree from St. Thomas University in 1994.

He and his wife, Kelly, have two children: daughter, Haley, and son, Ryan.

ATHLETICS ADMINISTRATION



DR. MARVIN DAWKINS

**Faculty Athletics Representative
Edward Waters College, 1970**

Dr. Marvin Dawkins, a distinguished professor in the Department of Sociology at the University of Miami, is in his third year as the Faculty Athletics Representative. He was named to the post in April 2012, replacing Clyde McCoy after his 17 years of service in that role.

In his FAR post, Dawkins is responsible for ensuring the academic integrity of students participating in University athletic programs and helping to oversee institutional control of the Department of Athletics. The Faculty Athletics Representative serves as a liaison between the University and the athletic department. This individual is the University's voting delegate to the ACC and represents UM with the NCAA and ACC.

Dawkins received his doctorate from Florida State and completed his postdoctoral research fellowships at Howard University and The Johns Hopkins University. He previously served on the faculties of the University of Maryland, Old Dominion University and the University of Wisconsin-Parkside.

His research focuses on issues of race and social equity in such areas as education, career aspirations and mobility, substance abuse prevention, and sports. He has published widely in these areas, including his most recent article titled "Race and Pathways to Power in the National Football League" (with Jomills H. Braddock and Erica Smith), which appears in *American Behavioral Scientist* (2012). His research on golf includes book chapters, scholarly articles, and the book *African American Golfers During the Jim Crow Era* (Praeger 2000), coauthored with Graham C. Kinloch. Dawkins was recently appointed to the United States Golf Association Museum Committee and is currently completing a study on the media treatment of black golfers from the Jim Crow era to the present.



TONY HERNANDEZ

**Deputy AD / Business Operations
Miami, 1997**

Tony Hernandez, joined the University of Miami Athletic Department in 1998 and is currently the Deputy Athletic Director. In his role, he oversees the following operations and sports: Financial and Business Operations, Human Resources, Ticket Operations, Equipment Room, Video Services, adidas Relations, Legal/Contractual Matters, Men's Basketball, Baseball, and Track and Field.

Hernandez joined the University of Miami Athletic Department in February of 1998 as a Graduate Assistant in Academic Services. He was hired full-time in 1999 as a Compliance Coordinator, subsequently being promoted to Director of Compliance in 2002, Assistant AD for Compliance in 2004, Associate AD for Compliance in 2005 and Senior Associate Athletic Director in 2007. In 2005, he also served as the Interim Associate AD for Development and has served as the Interim Associate AD for External Affairs on two separate occasions. During his term as Interim Associate AD for Development, the Hurricane Club exceeded its annual giving budgetary goal by nearly ten percent.

By request of former President Shalala, Hernandez served as Miami's Acting Athletic Director for almost two months, following Kirby Hocutt's departure to take the position of Director of Athletics at Texas Tech in February 2011.

In addition to his work at UM, Hernandez has been involved at the conference and national level. He is currently serving or has previously served on the following committees:

- NCAA Student-Athlete Reinstatement Committee
- NCAA Amateurism Cabinet
- ACC Finance Committee
- Past President of the National Association of Athletic Compliance (NAAC)
- Division 1-A Athletic Directors' Compliance Task Force
- NCAA Academics/Eligibility/Compliance Cabinet
- ACC Constitution and Bylaws Committee
- Chair of the NCAA Initial-Eligibility Waivers Sub-Committee.

He is also an adjunct professor for Sports Law in the School of Education at Miami and has served as an adjunct faculty member at Florida Atlantic University.

Hernandez earned both a law degree and a bachelor's of business administration in finance from the University of Miami. He is a member of Iron Arrow, the highest honor attainable at UM, and served a term as president. He is married to the former Melissa Schumacher and they have two sons, Anthony Jr. and Austin.

ATHLETICS ADMINISTRATION

INTRODUCTION



JENNIFER STRAWLEY

Deputy AD / SWA
Pennsylvania, 1998

Jennifer Strawley joined the University of Miami on June 18, 2012, and currently serves as Deputy Director of Athletics and Senior Woman Administrator.

In her role, she oversees the following sports and operations; football, women's basketball, women's tennis, sports medicine, academic services, compliance, student-athlete development, gender equity efforts, drug testing and coordination of coaches and staff meetings. She also serves as a liaison to numerous campus constituents and represents the department on various ACC and institutional committees.

Prior to UM, Strawley concluded her second tour with the NCAA as the Director of Academic and Membership Affairs. In this role, Strawley was instrumental in providing leadership in the areas of academic governance and development of academic policy. She was the staff liaison to the NCAA Division I Committee on Academic Performance and the NCAA Division I Academic Cabinet.

Strawley also managed national office partnerships and outreach to various academic and faculty associations. She served on the steering committee to review the Academic and Membership Affairs department's business practices examining the department's operations, efficiencies and structure and is involved in a variety of other departmental internal operations, including coordinating the internal operations for the department's senior management team.

Strawley rejoined the NCAA after serving as the Associate Athletics Director for Intercollegiate Sport Programs and senior woman administrator at Columbia University from 2007-10. While at Columbia, she oversaw numerous varsity sport programs including football.

Prior to her tenure at Columbia, Jennifer was the Director of Membership Services and Student-Athlete Reinstatement at the NCAA. During this time Strawley served as a liaison to numerous NCAA committees and task forces, including the NCAA Divisions I, II and III Student-Athlete Reinstatement Committees, the NCAA Olympic Sports Liaison Committee, the United States Olympic Committee/NCAA Task Force and the working group appointed to review trends in initial eligibility.

Strawley first joined the NCAA in 1998 as an enforcement services intern. She is a 1998 graduate of the University of Pennsylvania where she earned her bachelor's degree in history. During her time at Penn, she was a two-year captain for the Quakers' softball team. She also is a member of her high school athletic hall of fame.



TIM WISE

Senior Associate AD / Facilities & Event Operations
South Carolina, 1996

Tim Wise is in his fourth year as the Senior Associate Athletic Director for Facilities and Event Operations at the University of Miami. Wise joined the UM staff in June 2012.

Wise has oversight of the following areas:

- Facilities and Maintenance Services
- Capital Projects/Construction
- Facilities Master Planning
- Event Management and Guest Services
- Camps/Clinics
- Risk Management
- Information Technology
- BankUnited Center/Global Spectrum Liaison
- Sun Life Stadium Liaison
- Marching Band Liaison
- Sport Oversight (rowing, soccer)

Wise, who has more than 18 years of experience in college athletics as an event manager, facilities director and administrator, was hired by the University of Wisconsin Athletic Department as assistant athletic director for events and facilities in August, 2008. In January 2012, he was named Interim Associate Athletic Director and elevated to the Senior Management Team with additional oversight of the University Ridge Golf Course and \$125 million in capital projects.

Wise also had supervisory oversight of the UW Athletics event management, facilities, food and beverage and guest services units and oversaw an annual budget of approximately \$15 million. He also served in a lead role in administrative coordination of UW Athletics concerts, summer camps and event parking.

Wise served as the director of facility maintenance at the University of Connecticut from August 2005 to August 2008. He oversaw daily operations of athletic facilities, projects and event operations as the assistant athletics director for facilities and operations at Eastern Michigan University from November 2003 to June 2005.

Wise was hired as the athletics event manager at the University of Denver in August 2000 and promoted to the Director of Athletics Events in August 2001 and served in that role until October 2003. Prior to his time at Denver, Wise was the event services manager at The Ohio State University's Schottenstein Center.


Wise was an event operations manager intern at Michigan State University from August 1998 to May 1999. His first position upon graduation from college was as a conference coordinator at the University of South Carolina from December 1996 to January 1998.

Wise has extensive experience working at NCAA and conference championship events. At Wisconsin he served on the departments Diversity Integration Group and was the representative to the City of Madison and UW Campus Joint Southeast Campus Area Committee. In the past, he served on Connecticut's Environmental Compliance Team as well as the schools Environmental Policy Advisory Council. He also served on the NCAA Woman of the Year Selection Committee and the NCAA Minority Opportunities and Interests Committee, three years as the Vice Chair. Wise earned the University of Denver Center for Multicultural Excellence Outstanding Staff Award in 2002-03.

Wise is a member of Alpha Phi Alpha, Fraternity, Inc. and served as the President of the local Mu Eta Lambda alumni chapter. He is a member of the Collegiate Event and Facility Management Association and was named to the Board of Directors in September 2011 and the 3rd Vice President in June 2012, 2nd Vice President in June 2013, and 1st Vice President in June 2014. Wise also has membership in the Minority Opportunities Athletic Association and the National Association of Collegiate Directors of Athletics. He has participated in the NCAA Leadership Institute Continuing Education Series, the NCAA Leadership Institute for Ethnic Minority Males, the NACDA Mentoring Institute and NCAA Diversity Education Training. Most recently, Wise completed and graduated from the highly prestigious collegiate athletics executive leadership training program at the Sports Management Institute.

Wise is a 1996 graduate of the University of South Carolina with a bachelor's degree in business administration and earned a masters' degree in human performance and sport studies from the University of Tennessee in 1998.

ATHLETICS ADMINISTRATION



JASON LAYTON

Senior Associate AD / Communications & Sales
Saint Leo, 1999

Jason Layton joined the University of Miami in December of 2014 as the department's Senior Associate Athletics Director for Communications and Sales.

In this new position, Layton is responsible for managing the department's ticket sales, marketing, communication, website and social/digital media areas.

Layton's focus will center on generating revenue through ticket sales, marketing, corporate sponsorships, promotions, and licensing and multi-media rights.

Since his arrival, Miami has already seen exceptional growth in ticket sales and digital streaming with ESPN3. Under his watch, Miami has seen an increased level of season ticket sales in football and men's basketball, while transitioning to a new ticketing system in Paciolan.

Layton has also served as the primary point of contact with ESPN in establishing the department's new digital network.

Layton, a Florida native, arrives in Miami after spending the previous two years at Colorado State University where he served as the department's Senior Associate Athletics Director for Sales and Marketing.

During his time in Fort Collins, Colo, Layton's ticket sales plans drove double digit increases in football, volleyball, men's basketball and women's basketball revenue and tickets sold.


In addition, Layton managed the implementation of the new Mountain West Digital network for CSU online streams, which achieved more than 70,000 views during its first year.

His oversight of CSURams.com saw a complete redesign. Under Layton's redesign, CSURams.com included a fan loyalty rewards program that rewarded fans for social activity, ticketing attendance and sponsorship engagement.

Prior to his arrival at Colorado State, Layton spent 13 years with the Tampa Bay Buccaneers. In his 13 years with the club, he handled a variety of responsibilities from ticketing and luxury suite operations to advertising and business management.

Layton began his career with the Buccaneers as a customer service representative in 1999 before elevating to the role of Senior Director of Business Administration in 2011.

A native of Florida, Layton received his bachelor's and master's degrees from Saint Leo University in Saint Leo, Fla.



CRAIG ANDERSON

Senior Associate AD / Compliance
Pittsburgh, 2005

Craig Anderson begins his first year as the department's Senior Associate Athletic Director for Compliance.

In his current capacity, Anderson oversees the Hurricanes' five-person compliance office and serves as the departmental liaison between the NCAA and all rules educational matters.

Anderson was hired as Associate AD for Compliance at the University of Miami on Feb. 27, 2013. He came to UM after spending three years as the Assistant Athletics Director for Compliance at NC State.

At UM, Anderson is responsible for managing all aspects of the compliance unit's effort, including educating the athletics department and university staff, boosters, coaches and student-athletes about NCAA and ACC regulations. In addition, he is responsible for overseeing the compliance monitoring systems related to recruiting, certification and eligibility. Anderson is also the Sport Supervisor for the women's golf program.

At NC State, he was charged with many roles, including monitoring all amateurism and eligibility issues, serving as the liaison to the academic support program for student-athletes, monitoring all initial eligibility/continuing eligibility processes and conducting NCAA rules education for coaches, staff, boosters and general public.

Before moving to NC State, Anderson served in a nearly three-year role as Director of Compliance at the University of Virginia from September 2007-July 2010. While in Charlottesville, he assisted with eligibility process, interpreted and researched NCAA rules for coaches and institutional staff members, monitored camps and clinics for all sports, coordinated annual coaches certification exams and coordinated transfer issues.

Anderson began his career as an Assistant Director of Compliance, spending 14 months at UNLV from July 2006-September 2007.

A native of Painted Post, N.Y., Anderson graduated from the University of Pittsburgh in 2005 with a bachelor's degree in political science. A year later, he graduated from Marshall University with a master's degree in athletic administration.

ROSTER BREAKDOWNS

NUMERICAL ROSTER

NO.	NAME	POS	HT	CL	HOMETOWN / LAST SCHOOL
0	Keyanna Harris	F	6-0	So.	Riviera Beach, Fla. / William T. Dwyer
1	Laura Cornelius	G	5-8	Fr.	Groningen, Netherlands / Caland Lyceum
3	Jessica Thomas	G	5-6	Jr.	Gainesville, Fla. / Buchholz
4	Shaneese Bailey	G/F	5-9	Jr.	Callahan, Fla. / Florida Atlantic / University Christian School
5	Nigia Greene	G	5-10	RSo.	Atlanta, Ga. / St. Francis
10	Michelle Woods	G	5-8	RSr.	Naples, Fla. / Community
20	Keyona Hayes	F	6-1	RJr.	Marietta, Ga. / St. Francis
21	Emese Hof	F/C	6-3	Fr.	Utrecht, Netherlands / Caland Lyceum
22	Zada Williams	F/C	6-2	Fr.	Babson Park, Fla. / Lake Wales
23	Adrienne Motley	G	5-9	Jr.	Newport News, Va. / Woodside
25	Khaila Prather	F	6-1	So.	Upper Marlboro, Md. / Riverdale Baptist
30	Erykah Davenport	F/C	6-2	So.	Tucker, Ga. / Tucker

ALPHABETICAL ROSTER

NO.	NAME	POS	HT	CL	HOMETOWN / LAST SCHOOL
4	Shaneese Bailey	G/F	5-9	Jr.	Callahan, Fla. / Florida Atlantic / University Christian School
1	Laura Cornelius	G	5-8	Fr.	Groningen, Netherlands / Caland Lyceum
30	Erykah Davenport	F/C	6-2	So.	Tucker, Ga. / Tucker
5	Nigia Greene	G	5-10	RSo.	Atlanta, Ga. / St. Francis
0	Keyanna Harris	F	6-0	So.	Riviera Beach, Fla. / William T. Dwyer
20	Keyona Hayes	F	6-1	RJr.	Marietta, Ga. / St. Francis
21	Emese Hof	F/C	6-3	Fr.	Utrecht, Netherlands / Caland Lyceum
23	Adrienne Motley	G	5-9	Jr.	Newport News, Va. / Woodside
25	Khaila Prather	F	6-1	So.	Upper Marlboro, Md. / Riverdale Baptist
3	Jessica Thomas	G	5-6	Jr.	Gainesville, Fla. / Buchholz
22	Zada Williams	F/C	6-2	Fr.	Babson Park, Fla. / Lake Wales
10	Michelle Woods	G	5-8	RSr.	Naples, Fla. / Community

Head Coach: Katie Meier (Duke '89 [B.A.] & '90 [M.A.], 11th season)
Assistant Coach: Octavia Blue (Miami '98, fourth season)
Assistant Coach: Tia Jackson (Iowa '95, first season)
Assistant Coach: Fitzroy Anthony (Palm Beach Atlantic '08, first season)
Director of Operations / Recruiting: Lonneta Hall (Cal State Northridge '94, ninth season)
Director of Operations / Assistant to HC: Margie Gill (Florida '03, second season)
Director of Video Operations: Sarah Smoak (Lynchburg '06, first season)
Graduate Assistant: Brittany Smith (Dillard '15, first season)
Athletic Trainer: Alana Brown (UCF '03, seventh season)
Athletic Trainer: Natalie Fontela (Miami '13, first season)
Strength & Conditioning Coach: Tyler Farwell (Illinois State '10, first season)

RETURNEES

- No. 0 Keyanna Harris
- No. 3 Jessica Thomas
- No. 5 Nigia Greene
- No. 10 Michelle Woods
- No. 20 Keyona Hayes (*redshirted last year*)
- No. 23 Adrienne Motley
- No. 25 Khaila Prather
- No. 30 Erykah Davenport

FRESHMEN

- No. 1 Laura Cornelius
- No. 21 Emese Hof
- No. 22 Zada Williams

JUNIORS

- No. 3 Jessica Thomas
- No. 4 Shaneese Bailey
- No. 20 Keyona Hayes (*redshirt*)
- No. 23 Adrienne Motley

NEWCOMERS

- No. 1 Laura Cornelius
- No. 4 Shaneese Bailey
- No. 21 Emese Hof
- No. 22 Zada Williams

SOPHOMORES

- No. 0 Keyanna Harris
- No. 5 Nigia Greene (*redshirt*)
- No. 25 Khaila Prather
- No. 30 Erykah Davenport

SENIORS

- No. 10 Michelle Woods (*redshirt*)

GEOGRAPHIC BREAKDOWN

FLORIDA

- No. 0 Keyanna Harris
- No. 3 Jessica Thomas
- No. 4 Shaneese Bailey
- No. 10 Michelle Woods
- No. 22 Zada Williams

GEORGIA

- No. 5 Nigia Greene
- No. 20 Keyona Hayes
- No. 30 Erykah Davenport

THE NETHERLANDS

- No. 1 Laura Cornelius
- No. 21 Emese Hof

MARYLAND

- No. 25 Khaila Prather

VIRGINIA

- No. 23 Adrienne Motley

PRONUNCIATION GUIDE

Coach **Katie Meier:** MY-Urr
 No. 0 **Keyanna Harris:** Key-AH-Nuh
 No. 4 **Shaneese Bailey:** Shuh-NEESE
 No. 5 **Nigia Greene:** Nye-ZHEE-Uh

No. 20 **Keyona Hayes:** Key-AH-Nuh
 No. 21 **Emese Hof:** Uh-MASE-Uh HOFF
 No. 22 **Zada Williams:** ZAY-Duh
 No. 25 **Khaila Prather:** KAY-Luh PRAY-Thur



COACHES

Head Coach Katie Meier..... 12-13

Assistant Coaches

Octavia Blue 14

Tia Jackson 15

Fitzroy Anthony 16

Basketball Staff..... 17-19

Support Staff 20



HEAD COACH KATIE MEIER

11TH SEASON | DUKE, 1989 (B.A.) | DUKE, 1990 (M.A.)

Hometown: Wheaton, Ill. | Head Coach: Charlotte, 2001-05 | Miami, 2005-present

COACHES

MEIER'S CAREER

Assistant	
1993-94	UNC Asheville
1994-99	Tulane
Associate Head Coach	
1999-2001	Tulane
Head Coach	
2001-05	Charlotte
2005-pres.	Miami

EDUCATION

Wheaton High School, 1985
 Duke University, 1990
 M.A. English (Teaching English)
 Duke University, 1989
 B.A. English (Literature)

NCAA APPEARANCES

2003 - Charlotte
 2011 - Miami
 2012 - Miami
 2013 - Miami
 2015 - Miami

WNIT APPEARANCES

2004 - Charlotte
 2005 - Charlotte
 2006 - Miami
 2010 - Miami
 2014 - Miami

PLAYING CAREER

Wheaton High School, 1981-85
 Duke University, 1985-90
 BBC Mini-Flat Waregem (Belgium), 1990-93

MISCELLANEOUS

ACC Rookie of the Year, 1986
 GTE Academic All-American, 1988
 First Team All-ACC, 1990
 Kodak/WBCA District All-American, 1990
 Duke Hall of Honor Inductee, 2002
 ACC Tournament Legend, 2006
 ACC Coach of the Year, 2011
 AP National Coach of the Year, 2011

PERSONAL

Hometown: Wheaton, Ill.

Katie Meier completed her 10th season as the head coach of the Hurricanes' women's basketball program in 2014-15. A well-known and respected figure in women's basketball, Meier has worked tirelessly to put her mark on Miami's program and to build a winning tradition.

In 2014-15, Meier guided her team to a sixth-consecutive postseason, a fourth trip to the NCAA Tournament in the last five years, and a fifth 20-plus win season in the last six years, all program records.

In January 2014, Meier was named a co-recipient of the 2013 USA Basketball National Coach of the Year award after leading the USA U-19 team to a gold medal and perfect 9-0 record at the 2013 FIBA U-19 World Championship.

All of her hard work was rewarded after the 2010-11 season when she was named the Associated Press National Coach of the Year - sharing the award with Connecticut's Geno Auriemma and Stanford's Tara VanDerveer.

That season, Meier led the Hurricanes into the NCAA tournament for the first time since 2004 and their win over Gardner-Webb in the first round was the first tournament win for Miami since 1993. The Canes entered the 2010-11 season with high internal expectations, but were picked eighth in the Preseason ACC Poll after a season in which they were the No. 12 seed in the ACC Tournament.

However, the Hurricanes exceeded all of the outside expectations and, at one point, won 17-straight games. They were a perfect 20-0 inside the BankUnited Center and finished 12-2 in ACC play - earning their first regular season conference title since joining the league in 2004. As a reward, Meier was named the ACC Coach of the Year and later would be selected as the WBCA/RUSSELL ATHLETIC Region 2 Coach of the Year, as voted on by her peers.

Meier continued that success into the 2011-12 season, a year in which the Canes accomplished many firsts for the program.

Miami defeated Maryland - the eventual ACC Tournament champ - twice during the regular season, the first when the Terrapins were ranked fifth in the nation. It was the first time in program history that the Hurricanes had defeated a top-five team. Later in the year, UM ascended to its highest ranking ever, also at No. 5.

The Hurricanes have proved to be formidable on the court in the BankUnited Center, as the 2011-12 season saw Miami go undefeated at home for the second-consecutive season. Their 16-0 mark on the year pushed the Canes record home win streak to 40-straight games. Only Stanford ended the season with a longer active streak.

For her dedication to the University of Miami and the athletic department, Meier was signed to a two-year contract extension, securing the Wheaton, Ill., native through the 2017-18 season. Prior to the 2014-15 season, Meier received another extension, through the 2020-21 campaign, and donated \$75,000 back to the school to go towards women's athletics as well as challenged to community to contribute too.

Five people who have been assistants for Meier during her head coaching career have gone on to earn Division I head coaching positions: Lynn Bria (Stetson), Amanda Butler (Florida), Darrick Gibbs (North Florida), Carolyn Kieger (Marquette) and Stephanie McCormick (Western Carolina).

Through the 2014-15 season, Meier has a career record of 259-179, including a 183-134 mark at Miami.

A New Era

Hired April 19, 2005, Meier was appointed by then-Miami AD Paul Dee in front of national and local media, fans, alumni and support staff, signifying the beginning of a new era.

Following an unprecedented career as one of the greatest athletes to ever play in the Atlantic Coast Conference, Meier quickly established herself in the coaching ranks. Following an impressive four-year tenure as the head coach at Charlotte where she helped bring the 49er program into national prominence, Meier made it clear that her goal was to make Miami one of the premier women's basketball programs in the country.

Creating a Winning Program

In her first season, Meier wasted little time in making the first steps towards those goals. After receiving little attention in the ACC preseason polls, the Hurricanes posted an impressive overall record of 17-13. They fought through a conference that would send nine teams to the postseason, including three to the NCAA Final Four. Miami finished with a sixth-place, 6-8 record in ACC play en route to earning a berth into the second round of the 2006 Women's National Invitation Tournament.

During the season, Miami posted wins over ranked teams such as No. 25 Mississippi, No. 21 Boston College and No. 25 Virginia Tech, and nearly knocked off then-No. 1 Duke in double overtime. The Hurricanes also recorded wins over two eventual conference champions in Hartford (America East) and Oakland (Mid-Continent). Under Meier's direction, in 2005-06, standout Tamara James produced one of the greatest seasons ever seen by a UM player, becoming the Miami's all-time leading scorer. James was selected with the eighth overall pick in the 2006 WNBA Draft by the Washington Mystics.

In Meier's second season in 2006-07, the Hurricanes got off to a strong start, winning seven of their first eight games--including a 79-70 win over Indiana to claim the UM Thanksgiving Tournament title. On Dec. 1, Meier picked up her 100th career victory as the Hurricanes defeated Jackson State, 77-50. However, with only eight healthy players to call upon by the start of the ACC schedule, Miami faced challenge after challenge competing in a league that ranked among the top-three strongest women's basketball conferences nationally and produced two of the NCAA Tournament's four No. 1 seeds in 2006-07.

Renee Taylor emerged as the ACC's leading scorer--upholding Miami's streak of producing the league's leading scorer in all three years it had been a member. The All-ACC Second Team selection set school records in single-game scoring with 42 points at Houston and becoming the 19th Hurricane to score at least 1,000 points--and just the sixth to do so in her first two seasons. In addition, transfer Maurita Reid emerged as a defensive threat, tying the school record with 10 steals versus Wake Forest and finishing among the ACC's leaders and NCAA's top 10 in steals per game.

The 2007-08 season, Meier's third with the Hurricanes, saw Maurita Reid continue her rise among the ACC elite. The senior was nothing short of impressive shooting beyond the arc and picking opponent's pockets. She hit four or more 3-pointers on 10 different occasions and finished the season with 110 steals, good for second in the conference and fifth in the NCAA. The Queens, N.Y. native led the team in points (15.3 ppg) and rebounding (5.6 rpg) and was named to the All-ACC Defensive Team.

MEIER'S CAREER RECORDS

School	Years	Overall	Conference
Charlotte	2001-05	76-45	36-20
Miami	2005-pres.	183-134	69-81
Overall	14	259-179	105-101

With the No. 21-ranked incoming recruiting class, Meier and the Hurricanes saw significant improvement during the 2008-09 season. The freshman class was highlighted by McDonald's All-American Shenise Johnson - out of Henrietta, N.Y. - and Riquna Williams - from nearby Pahokee, Fla.

Johnson lived up to the hype, as she was the team leader on the season in points, rebounds, assists and steals. Under Meier's guidance, Johnson was named the ACC Rookie of the Week on three occasions and was named to the ACC All-Freshmen team as well as ACC Honorable Mention. The versatile guard/forward also led the U19 USA team to a gold medal finish in the 2009 World Championships in Bangkok, Thailand.

The 2009-10 season was one of the most successful in program history. Under Meier's vision, the Hurricanes advanced to the WNIT Championship game. Miami posted a 22-14 overall record - the first 20-win campaign since the 2002-03 season and just the eighth all-time in history.

In her sophomore season, Johnson was joined by a healthy Riquna Williams and the duo racked up accolades throughout the season. Johnson was named first team All-ACC, while Williams garnered second-team honors. The tandem led Miami to a 5-1 WNIT record - the deepest postseason run in team history - with both earning all-tournament honors along the way.

Following the 2009-10 campaign, then-Miami AD Kirby Hocutt announced that Meier signed a contract extension through 2015.

"We are excited about the tremendous progress our women's basketball team achieved this past season," said Hocutt. "Coach Meier continues to assemble a special group of talented young women at the University of Miami and we look forward to the future success of our program."

Miami's success proved to be immediate, as it earned a conference regular season title in 2010-11 and returned to the NCAA Tournament for the first time in seven seasons.

Johnson and Williams proved to be the All-America candidates that they were expect to come. In fact, Johnson was named to four different All-America squads, including the prestigious WBCA/State Farm Coaches' All-America Team. She also earned AP, USBWA and Full Court Press honors and became the second player in program history to be named the conference player of the year (Frances Savage - BIG EAST - 1992). Johnson also garnered All-ACC Defensive Team honors for the second-straight season and was named to the ACC Tournament Team. Williams, along with Johnson, was named first team All-ACC and was the conference scoring champion, pouring in 21.7 points per game.

The duo combined for seven ACC Player of the Week accolades on the season as Williams took home the award on four occasions. No other team in the league was recognized more than twice for the weekly honor.

The season also saw the emergence of sophomore forward Morgan Stroman. The 6-foot-1, 2009 McDonald's All-American matched Johnson for the team lead with 11 double-doubles on the season, as she scored 13.6 points and grabbed 8.2 rebounds per game. For her efforts she was named third team All-ACC.

Miami's success continued into the 2011-12 season. The Canes finished second in the conference standings with a record of 14-2 and were 26-6 overall. UM also defeated the eventual conference tournament champion - Maryland - both times they battled in the regular season.

Seniors Shenise Johnson and Riquna Williams continued to live up to the hype of being the nation's top backcourt duo as they were second and third in the league in scoring and each were again named first team All-ACC. The accolade was the third-straight honor for Johnson and the second for Williams. Johnson was also named to the All-ACC Defensive Team for the third-consecutive season. Johnson earned a place on five different All-America teams, including the WBCA squad for the second-straight year. Williams earned AP All-America third team recognition in her final collegiate campaign as well.

Unfortunately, Morgan Stroman suffered a season-ending injury midway through the conference schedule, leaving a seemingly insurmountable void in the lineup. However, junior guard Stefanie Yderstrom stepped up to the occasion. The native of Sweden ended the season with more 3-pointers than any other player in the league as was rewarded with a Third Team All-ACC selection.

Miami once again advanced to the NCAA Tournament as a No. 3 seed. The Canes traveled to Spokane, Wash., and defeated the No. 14 seed, Idaho State in the first round, but fell to host Gonzaga in the second.

The Hurricanes went to a school record third-straight NCAA Tournament in 2012-13, earning a No. 8 seed. Miami dropped its first round contest to ninth-seeded Iowa, the host school, but picked up two top-10 wins during the season. Meier's Hurricanes defeated No. 6/7 Penn State and knocked off No. 5/4 Duke on senior day, marking the first win over a team in the top four of either poll in program history and the school's first win over the Blue Devils, who went 20-1 against ACC opponents that season, including winning the ACC Tournament. Stroman averaged 12.9 points and 8.8 rebounds, while Yderstrom posted 11.7 points per game, and both received First Team All-ACC honors.

After reaching the WNIT in 2014, Meier guided the Hurricanes back to the NCAA Tournament in 2015 and the 11th-seeded Hurricanes defeated No. 6 seed Washington in the first round, before dropping their second round matchup against third-seeded Iowa, the host school. The victory over the Huskies made Meier the first coach in program history to win an NCAA Tournament game in three different years.

Earlier in the 2014-15 season, Meier also led the Hurricanes to the program's first win over a team in the top four of the AP Poll. They defeated No. 4/4 Notre Dame, 78-63, the Fighting Irish's only loss in their first two years in the ACC. Sophomore guard Adrienne Motley scored 32 points in the game and went on to be named First Team All-ACC by both the Blue Ribbon Panel and the ACC Coaches after averaging 16.9 points on 49.2 percent shooting. Meier also earned her 250th career win during the season.

Establishing Her Legacy as a Player

Meier's success as a coach is a direct reflection of her playing career as a standout at Duke University. A four-year letter winner for the Blue Devils under head coach Debbie Leonard from 1986-90, Meier's name is scattered throughout the Duke record books.

She currently ranks among the school's all-time career leaders in scoring average (16.2 points per game), steals (232), free throws made (447) and free throws attempted (624). She is also listed among Duke's leaders in career points (1,761), field goals made (653), field goals attempted (1,283), assists (409) and rebounding average (6.1 rebounds per game).

Meier wasted no time making her mark at Duke, earning ACC Rookie of the Year and Basketball Yearbook Freshman All-America honors in 1986. Meier injured her knee in 1988 during her junior season and ultimately missed the entire 1988-89 campaign while recovering.

Meier returned to Duke for her senior season in 1990 without missing a beat, earning Kodak/WBCA District 2 All-America and All-ACC first team accolades while being named the Blue Devils' most valuable player.

In 2002, Meier was honored by Duke for her efforts as a player when she was named to the inaugural induction class in the Blue Devils' Hall of Honor. That same year Meier was named to the Atlantic Coast Conference's 50th Anniversary Team. In 2006, she was once again honored by the conference when she was named one of 12 ACC Tournament Legends at the 2006 ACC Women's Basketball Tournament.

Meier's success on the court was only outdone by her accomplishments in the classroom. She was named to the Dean's List from 1986-88. In 1988 she also earned GTE Academic All-America Second Team honors.

After receiving a bachelor's degree in English literature with cum laude honors in 1989, Meier went on to earn a master's degree in teaching English from Duke in 1990.

Following her career at Duke, Meier moved overseas to play three seasons with BBC Mini-Flat Waregem in Belgium from 1990-93. There, she helped lead her team to three First Division regular season titles and one Belgian Cup Championship. While in Belgium, Meier also spent time teaching classes of conversational English while coaching teams of 15- to 17-year-olds.

A native of Wheaton, Ill., Meier graduated from Wheaton High School in 1985 and in October 2009 was inducted into her high school's athletic hall of fame.

MEIER YEAR-BY-YEAR

Year	School	Overall W-L	Conference W-L	Finish	Post-Season
2001-02	Charlotte	16-13	7-7	t-7	
2002-03	Charlotte	21-9	12-2	1	NCAA 0-1
2003-04	Charlotte	17-14	8-6	7	WNIT 1-1
2004-05	Charlotte	22-9	9-5	t-5	WNIT 0-1
2005-06	Miami	17-13	6-8	6	WNIT 1-1
2006-07	Miami	11-19	2-12	11	
2007-08	Miami	9-21	2-12	12	
2008-09	Miami	13-17	2-12	t-10	
2009-10	Miami	22-14	4-10	t-10	WNIT 5-1
2010-11	Miami	28-5	12-2	t-1	NCAA 1-1
2011-12	Miami	26-6	14-2	2	NCAA 1-1
2012-13	Miami	21-11	11-7	t-4	NCAA 0-1
2013-14	Miami	16-15	8-8	8	WNIT 0-1
2014-15	Miami	20-13	8-8	8	NCAA 1-1
	Overall	259-179	105-101	10-10	



ASSISTANT COACH OCTAVIA BLUE

Fourth Season | Miami, 1998

The University of Miami welcomed back one of its own when women's basketball head coach Katie Meier named Octavia Blue a Hurricanes assistant coach May 2, 2012.

A Miami player from 1994-98, Blue now begins season four on staff. She is the Hurricanes' recruiting coordinator and is responsible for the development of Miami's post players.

Three seasons into her stint at Miami, Blue has coached three All-ACC players in guard Adrienne Motley, forward Morgan Stroman and guard Stefanie Yderstrom. Under the tutelage of Blue and the Miami coaching staff, former Hurricane center Shawnice "Pepper" Wilson signed with the WNBA's Minnesota Lynx, while Stroman inked a deal to play professionally in Spain. Additionally, forward Jassany Williams inked a contract in Switzerland, guard Suriya McGuire signed with a professional team in Iceland and forward Maria Brown joined a team in France.

In addition to Blue's presence on the recruiting trail and post player development, she has also coached the Hurricanes to a trio of postseason appearances—the NCAA Tournament in 2013 and 2015, and the WNIT in 2014.

Prior to her return to Miami, Blue spent three seasons as an assistant coach and recruiting coordinator at Georgia Tech. During her time in Atlanta, the Yellow Jackets posted three 20-plus win seasons, made three NCAA tournament appearances and reeled in two top-25 recruiting classes (No. 24 in 2011 and No. 13 in 2012).

Also developing post players at Georgia Tech, Blue coached three All-ACC players and three WNBA Draft picks. Post player Brigitte Ardossi was drafted by the Atlanta Dream in the second round in 2010, Alex Montgomery was taken in the first round by the New York Liberty in 2011 and another post player, Sasha Goodlett was picked in the first round in 2012 by the Indiana Fever.

Blue's first season as an assistant coach was in 2008-09 at St. John's, where she helped the Red Storm advance to the WNIT. Under the guidance of Blue, post player Dashena Stevens was named the 2008-09 BIG EAST Rookie of the Year.

From 1994-98, Blue amassed 1,724 points as a Hurricane, then placing her fourth in program history and still good for seventh. She shot a school record 45.3 percent from 3-point range as a senior in 1997-98 before going on to play a nine-year professional basketball career.

After her decorated collegiate career, Blue was selected No. 15 overall in 1998 by the Los Angeles Sparks, becoming Miami's first WNBA Draft pick.

She had a lengthy professional career that lasted from 1998-2006, which included playing for two WNBA teams (Sparks and Houston Comets) and international clubs in Greece, Israel, France, Turkey and Poland.

Blue returned to Miami to complete her degree in sociology/sport management in 2007 and, in 2008, was inducted into the UM Sports Hall of Fame and named an ACC Women's Basketball Legend.

COACHES



ASSISTANT COACH TIA JACKSON

First Season | Iowa, 1995

Tia Jackson was hired as an assistant coach for the University of Miami women's basketball program May 7, 2015.

A 19-year coaching veteran with four years of head coaching experience, Jackson comes to Miami after spending the past four seasons as an assistant under Hall of Fame coach C. Vivian Stringer at Rutgers University.

Jackson, who has both played and coached in the Final Four, was the head coach at Washington from 2007-11. While there, she signed a number of talented recruiting classes, and her 2008 recruiting haul was ranked No. 11 in the nation.

After the 2011 season, Jackson joined the Rutgers coaching staff and helped guide the Scarlet Knights to a trio of postseason appearances, including two trips to the NCAA Tournament. This past season, Rutgers advanced to the second round for the first time since 2011.

In each of Jackson's first two years at Rutgers, the Scarlet Knights signed the nation's third-ranked recruiting class.

Jackson began her coaching career as an assistant at Virginia Commonwealth University just one year after graduating from college. She worked for the Rams from 1996-1999.

After her three seasons at VCU, Jackson spent one year as an assistant coach at Stanford University, working under another Hall of Fame coach, Tara VanDerveer, at one of the nation's most tradition-rich programs.

The Cardinal made the second round of the NCAA Tournament in Jackson's lone season in Palo Alto, Calif. Jackson then moved south in the Golden State and joined the staff at UCLA, where she was an assistant coach and recruiting coordinator.

In five years with the Bruins, Jackson helped the program sign a pair of top-10 recruiting classes and ink four McDonald's and/or WBCA All-Americans. UCLA made the NCAA Tournament in 2004, its first appearance in four years.

After five seasons at UCLA, Jackson went to Duke University, where she worked an assistant coach and recruiting coordinator from 2005-07. In both of her years in Durham, N.C., Jackson helped the Blue Devils sign top-five recruiting classes featuring a quartet of McDonald's All-Americans.

Duke made the NCAA Championship for the second time in program history in Jackson's first year on staff and reached the Sweet 16 the following season. She is now back in the ACC eight years later.

Originally from Salisbury, Md., Jackson scored 3,108 points in her career at Mardela Springs High School, before moving on to play for Stringer at the University of Iowa.

The Hawkeyes finished in the top 25 four times during Jackson's career and advanced to the Final Four in 1993, ending the season with a 27-4 record. She was named to the Midwest Regional All-Tournament team that year.

Jackson averaged 10.2 points, 4.4 rebounds and 1.5 steals per game as a Hawkeye and graduated from Iowa in 1995. A two-time All-Big Ten Honorable Mention, Jackson ranks top-25 all-time at Iowa in points and rebounds, as well as No. 12 in steals, through the 2014-15 season.

Selected ninth in the 1997 WNBA Draft by the Phoenix Mercury, Jackson helped the team finish first in the Western Conference during the league's inaugural season.



ASSISTANT COACH FITZROY ANTHONY

First Season | Palm Beach Atlantic, 2008

Fitzroy Anthony was named an assistant coach for the University of Miami women's basketball program May 18, 2015.

Anthony had been an assistant coach at Florida Atlantic University for the past three seasons and helped the Owls make the move from the Sun Belt to Conference USA in his second year with the program.

During his three years at FAU, Anthony primarily worked with the team's guards, and did so with great success. This past season, the Owls had one backcourt player named First Team All-Conference USA and another selected to the league's all-freshman team.

Anthony played a key part in the Owls' scouting, defensive game planning and academic mentoring, while also handling all of the team's scheduling.

A stellar recruiter, Anthony helped FAU sign the second-ranked recruiting class in the conference in 2014, according to Collegiate Girls Basketball Report.

In Anthony's second season in Boca Raton, Fla., he aided in guiding the Owls to their second winning season since 2005-06 and their second-most wins during that stretch.

Well-connected in South Florida, Anthony was the head coach at Coral Springs Charter School for two years, prior to making the move to FAU in August 2012. He led the Panthers to 20-wins seasons both years and was named the Broward County Athletic Association Coach of the Year in 2012.

Anthony directed the Panthers to their first regional and district championships in 2012, as well as their first berth in the Final Four of the state tournament. Four players he coached at Coral Springs Charter School went on to play Division I basketball.

Additionally, Anthony has experience coaching AAU basketball in South Florida and won over 80 percent of his games on the sidelines. Seven of his players proceeded to play collegiately in the ACC, SEC or Big 12.

Born in Antigua, Anthony moved to Boca Raton at age 12. He played basketball at Olympic Heights High School and then at Palm Beach Atlantic University, where he graduated in 2008 with a bachelor's degree in education.

COACHES



LONNETTE HALL

DIRECTOR OF BASKETBALL OPERATIONS / COORDINATOR OF RECRUITING

Ninth Season | Cal State Northridge, 1994

University of Miami Head Coach Katie Meier announced in May 2012 that Lonnette Hall had been added to her staff as the director of women's basketball operations. Hall served as an assistant coach with the Hurricanes from 2007-10 and was a driving force behind the 2008 recruiting class that included Shenise Johnson, Riquna Williams and Sylvia Bullock.

The same position was held by Hall during the 2006-07 season, before she moved into her coaching role. Hall acts as the team's liaison between the coaching staff and the academics, compliance and housing departments. Among some of her other duties will be season ticket holder relations.

Hall came to Miami following a one-year stint as the head girl's basketball coach at R.L. Paschal High School in Fort Worth, Texas, in 2004-05. In addition to the day-to-day coaching duties, Hall also managed the program's budget and marketing activities, and oversaw the team's booster club. She also organized HOOP Group, a youth basketball program in the Fort Worth area.

Hall spent six years at Texas Christian University, serving as an assistant coach with the Lady Frogs from 1999-2003 and as the Director of Basketball Operations during the 2003-04 season. As an assistant coach with the Lady Frogs, Hall helped guide TCU to three-consecutive NCAA Tournaments while coaching notable players such as Fort Lauderdale native and former All-American Sandora Irvin, who was later selected as the third overall pick in the 2005 WNBA Draft. Along with coaching, Hall's responsibilities included recruiting, practice and game preparation efforts, in addition to preparing the team's travel arrangements.

A native of Oxnard, Calif., Hall served in the United States Navy from 1986-88. She earned an associate's degree in art from Ventura Junior College in 1991 and went on to earn a bachelor's degree in kinesiology from California State University, Northridge in 1994. Hall added a master's degree in sports administration from the University of Wisconsin-La Crosse in 1996.

COACHES



MARGIE GILL

DIRECTOR OF BASKETBALL OPERATIONS / SPECIAL ASSISTANT TO THE HEAD COACH

Second Season | Florida, 2003

Head women's basketball coach Katie Meier announced the hiring of Margie Gill as director of women's basketball operations/special assistant to the head coach in July 2014.

Gill has over 15 years of women's basketball operations experience, including seven years at both the University of Mississippi and the University of Florida. Gill has also spent time on campus away from athletics, having spent three years in an administrative capacity at Chowan University.

A graduate of Florida, Gill earned a degree in exercise science with an emphasis in sport management. She served as team manager at Florida under former Rebel coach Carol Ross for four years and was head manager her final two seasons. Upon completion of her classes, Gill moved into the director of basketball operations job at her alma mater and stayed with Ross and the Gators for seven more years.

A native of McKees Rocks, Pa., Gill is married to Steven Gill. The couple has one son, Riley.



SARAH SMOAK

DIRECTOR OF VIDEO OPERATIONS

First Season | Lynchburg, 2006

Sarah Smoak was hired July 14, 2015 as the director of video operations for the University of Miami women's basketball program.

Smoak has nearly eight years of experience working in women's basketball. She comes to Miami after spending two seasons at Coastal Carolina University as an assistant coach and recruiting coordinator. At Coastal, Smoak was in charge of overseeing the recruiting calendar and planning all of the staff's contacts, evaluations and visits with prospects. In 2014, she helped the Chanticleers sign the highest-rated signing class in program history, according to the All-Star Girls Report.

Additionally, Smoak was involved in Coastal's scheduling and scouting, while also serving as its compliance liaison and admissions liaison. On the court, she was Coastal's wing position coach, and during her two years there, the Chanticleers set the program record for points in a game (121) and had their best start ever to conference play (4-0).

Prior to Coastal, Smoak spent nearly four years as the director of recruiting at Duke University. She organized recruiting communications, coordinated home visit presentations, managed the marketing of the program, directed camps and more.

Smoak helped the Blue Devils land in the top 10 of ESPN HoopGurlz's recruiting class rankings all four years, including the top spot in the nation in 2010, while signing five top-10 recruits during that stretch. Duke won the ACC regular season championship and reached the Elite Eight every year she was the team's director of recruiting.

Before being hired full-time at Duke, Smoak served as a basketball intern for the Blue Devils from August 2008 to July 2009. Smoak was also an assistant coach and recruiting coordinator at William Peace University from August 2007 to June 2008.

A Charlotte, N.C. native, Smoak earned a bachelor's degree in exercise physiology with a concentration in coaching in 2006 from Lynchburg College, where she was a four-year basketball letter winner. In her final season, Smoak was the team captain, an Old Dominion Athletic Conference Senior All-Star Team selection and an ODAC Academic All-Conference honoree.

COACHES



BRITTANY SMITH

GRADUATE ASSISTANT

First Season | Dillard, 2015

Brittany Smith joined the University of Miami women's basketball staff as a graduate assistant prior to the 2015-16 season.

Smith played four years of basketball at Dillard University in New Orleans and was a team captain as both a junior and a senior. She averaged 6.2 points per game in 2014-15, her final season with the Blue Devils.

A Houston native, Smith graduated from Dillard in 2015 with a degree in accounting and is now enrolled in the sport administration master's program at Miami.



ALANA BROWN

ATHLETIC TRAINER

Seventh Season | UCF, 2003

Alana Brown is in her first year as an associate athletic trainer at the University of Miami, after spending nearly six years as an assistant athletic trainer. She is primarily responsible for the health care of the women's basketball team and spirit squad.

Prior to working with UM, she was an athletic trainer with Select Medical Corporation in Orlando, where she worked with the entertainment cast members at Disney World. Her responsibilities included immediate care, recognition, greenroom and show coverage, individual strength and conditioning program design and implementation and providing interventions.

Before working at Disney World, she served as an assistant athletic trainer for Ohio University for more than two years, handling the daily medical needs for the women's basketball, women's volleyball and softball teams. In addition to handling all general athletic training responsibilities, she also served as an approved clinical instructor for CAATE (Commission on Accreditation of Athletic Training Education).

Brown earned her bachelor's degree in science at the University of Central Florida in 2003 and added a master's degree in the administration of higher education with a minor in sports management in 2005 from Auburn University. She was a graduate assistant athletic trainer for the Tigers, primarily covering the football and equestrian teams.

A certified kinesio taping practitioner, a certified performance enhancement specialist and a certified corrective exercise specialist, she is married to former UM athletic trainer Wes Brown.



NATALIE FONTELA

ATHLETIC TRAINER

First Season | Miami, 2013

Natalie Fontela became an assistant athletic trainer at the University of Miami in July 2015.

A graduate of the University of Miami, Fontela earned her bachelor's degree in athletic training in 2013. She spent the next two years as a graduate assistant athletic trainer at Florida State University, working with the school's cross country and track & field programs from 2013-2015.

A native of Miami, Fontela returned to her alma mater after earning a master's degree in sport management from Florida State in 2015.



TYLER FARWELL

STRENGTH & CONDITIONING COACH

First Season | Illinois State, 2010

Tyler Farwell was named an assistant strength coach at the University of Miami June 17, 2015 to primarily work with the school's women's basketball and swimming teams.

Farwell holds certifications from the American Red Cross, Collegiate Strength and Conditioning Coaches Association, National Strength and Conditioning Association and USA Weightlifting. Before coming to Miami, Farwell was an exercise physiologist at Homestead Air Reserve Base since March 2014. He worked on physical activity programs with government personnel, provided training to support units and was the expert on exercise science, among other responsibilities.

In addition, Farwell has owned and operated Tyler Farwell Strength Inc. in Miami since May 2013. There, Farwell oversees all aspects of athletic performance, including developing individual work and nutrition plans, injury preventions and flexibility and mobility protocols. Through Tyler Farwell Strength Inc., he was also the head strength coach at Gulliver Prep from November 2013 to May 2015.

Prior to coming to South Florida, Farwell was a graduate assistant/assistant strength and conditioning coach at Illinois State University for three years, working with nearly a dozen Redbird athletic programs. Farwell's responsibilities included implementing nutritional supplementation programs, coordinating yearly strength programs and helping design the Redbird Performance Nutrition program.

From October 2009 to May 2011, Farwell was a performance coach at the Orthopedic and Sports Enhancement Center in Bloomington, Ill. He conducted resistance training demonstrations, supervised workouts and administered Frappier Acceleration protocols. Farwell also has additional experience with the United States Armed Forces. From July 2004 to December 2008, he was the leading petty officer/range safety officer on the USS Peleliu in San Diego. There, Farwell earned the Navy and Marine Corps Achievement Medal and was certified as an Enlisted Surface Warfare Specialist.

A native of Sterling, Ill., Farwell graduated summa cum laude from Illinois State in 2010 with a bachelor's degree in exercise science. He returned to his alma mater for graduate school and earned his master's degree in exercise physiology in 2012. Farwell is also nearing completion of a didactic program in dietetics coursework at Illinois State.

SUPPORT STAFF




Melissa Harris
Assistant Director
Events



Nora Horning
Assistant Director
Ticket Operations



Ray Lopez
IT Manager



Chiara Morello
Head Manager




Chaunte O'Neil
Director
Athletics Academic Services



Alejandro Rengifo
Assistant Director
Marketing

HURRICANES



Alex Schwartz
Assistant Director
Communications

UHealth Medical Staff

Dr. Michael Baraga
Sports Medicine Specialist
and Orthopedic Surgeon

Luis Feigenbaum
Director of Rehabilitation

Dr. Ivette Guttmann
Primary Care Sports Medicine
Physician



HURRICANES


Photo Roster.....	22
Shaneese Bailey.....	23
Laura Cornelius.....	24
® Erykah Davenport.....	25
Nigia Greene.....	26
Keyanna Harris.....	27
Keyona Hayes.....	28
Emese Hof.....	29
Adrienne Motley.....	30
Khaila Prather.....	31
Jessica Thomas.....	32
Zada Williams.....	33
Michelle Woods.....	34

HURRICANES

PHOTO ROSTER



4
SHANEES BAILEY
Jr. | G/F | 5-9
Callahan, Fla. | Florida Atlantic
University Christian School



1
LAURA CORNELIUS
Fr. | G | 5-8
Groningen, Netherlands
Caland Lyceum



30
ERYKAH DAVENPORT
So. | F/C | 6-2
Tucker, Ga.
Tucker



5
NIGIA GREENE
RSo. | G | 5-10
Atlanta, Ga.
St. Francis



0
KEYANNA HARRIS
So. | F | 6-0
Riviera Beach, Fla.
William T. Dwyer



20
KEYONNA HAYES
R.Jr. | F | 6-1
Marietta, Ga.
St. Francis



21
EMESE HOF
Fr. | F/C | 6-3
Utrecht, Netherlands
Caland Lyceum



23
ADRIENNE MOTLEY
Jr. | G | 5-9
Newport News, Va.
Woodside



25
KHAILA PRATHER
So. | F | 6-1
Upper Marlboro, Md.
Riverdale Baptist



3
JESSICA THOMAS
So. | G | 5-6
Gainesville, Fla.
Buchholz



22
ZADA WILLIAMS
Fr. | F/C | 6-2
Babson Park, Fla.
Lake Wales



10
MICHELLE WOODS
RSr. | G | 5-8
Naples, Fla.
Community



KATIE MEIER
Head Coach
11th Season



OCTAVIA BLUE
Assistant Coach
Fourth Season



TIA JACKSON
Assistant Coach
First Season



FITZROY ANTHONY
Assistant Coach
First Season



LONNETTE HALL
Director of Operations
Ninth Season



MARGIE GILL
Director of Operations
Second Season



SARAH SMOAK
Director of Video Operations
First Season

HURRICANES



SHANEES BAILEY

JUNIOR | GUARD/FORWARD | 5-9

#4

Callahan, Fla. | Florida Atlantic | University Christian School

As a Sophomore (2014-15): 2014-15 First Team All-C-USA ... C-USA Co-Player of the Week (12/1/14)

Played in 29 of 30 games with 28 starts and scored in double figures 25 times, including 16 games in a row ... Posted 15-plus points on 16 occasions and had a stretch of three-straight games with 27-plus points ... Led the team in points per game (16.2), steals (34), field goal percentage (51.3), field goals made (175), free throws made (107) and free throws attempted (138) ... Ranked second on Florida Atlantic in rebounds per game (5.3), 3-point field goal percentage (min. 1 3PA per game, 35.3) and free throw percentage (77.5), as well as third in offensive rebounds (42) ... Finished fifth in Conference USA in field goal percentage, seventh in scoring and seventh in free throw percentage, one of just two players in the top seven of all three categories ... Set a career high with 37 minutes played in the season opener at UCF (11/14) and scored 10 points ... Tallied 16 points and seven rebounds in a victory at Bethune-Cookman (11/16) ... Posted a double-double with 26 points on 11-of-21 shooting and a career-high 17 rebounds, the most by an Owl all season, against NJIT (11/28), while setting a career high with three assists ... Scored 21 points and tied her career high with three assists in a win over Northeastern (11/29) ... Logged 17 points on 7-of-11 shooting in only 15 minutes in a victory over Webber International (12/6) ... Netted 16 points on 7-of-9 shooting against Long Beach State (12/19) and set a career high with five steals ... Recorded a double-double against New Mexico State (12/20) with 12 points and 12 rebounds ... Poured in a career-high 29 points on a career-best 12 made field goals (12-of-18) in a victory at FIU (1/4) ... Matched her career highs in minutes (37) and points (29) on 11-of-21 shooting in a win against UAB (1/8) and also had 11 rebounds for a double-double ... Tallied 27 points and seven rebounds against Middle Tennessee State (1/10) ... Logged 14 points and nine rebounds at Western Kentucky (1/15) ... Scored 16 points and shot 10-of-13 at the free throw line at Marshall (1/17) ... Had 25 points on 11-of-16 shooting to go along with four steals in only 18 minutes in a win over FIU (1/24) ... Netted 15 points on 7-of-11 shooting and had seven rebounds in just 18 minutes against Old Dominion (1/31) ... Recorded 24 points on 9-of-17 shooting against Louisiana Tech (2/12) ... Posted 17 points and shot 7-of-10 at the free throw line at North Texas (2/19) ... Tallied 19 points, seven rebounds and a career-high-tying three assists against Western Kentucky (2/26), while shooting 7-of-9 at the free throw line ... Had 19 points and seven rebounds in 34 minutes in a victory over Marshall (2/28) ... Scored 19 points in the C-USA Tournament opener against Louisiana Tech (3/11).

2013-14 (at Florida Atlantic)			
Opposition	P	R	A
at Akron	2	1	0
at Ohio State	4	2	2
Florida Memorial	15	5	1
at Western Illinois	0	1	0
at Cleveland State	6	4	0
Georgia Southern	6	6	1
Rhode Island	4	0	0
UCF	9	9	2
vs. Abilene Christian	5	1	1
at Texas Tech	0	4	0
vs. Jacksonville	0	0	0
at UNC-Wilmington	3	3	0
Bethune-Cookman	8	4	0
at East Carolina	0	1	0
Rice	11	5	0
FIU	5	3	2
at Old Dominion	9	4	0
at Louisiana Tech	0	0	0
North Texas	11	4	0
at FIU	14	10	1
UAB	4	2	0
at Tulsa	9	4	1
Tulane	2	0	0
Middle Tennessee	0	0	0
at Charlotte	4	1	0
Southern Miss	18	4	0
at Marshall	13	15	0
at UTAH	7	8	1
UTEP	2	2	1
vs. Marshall	11	7	2

2014-15 (at Florida Atlantic)			
Opposition	P	R	A
at UCF	10	5	1
at Bethune-Cookman	16	7	0
Cleveland State	9	4	1
Western Illinois	6	1	0
NJIT	26	17	3
Northeastern	21	6	3
Webber International	17	3	2
at Colorado State	11	5	1
at Long Beach State	16	1	1
vs. New Mexico State	12	12	0
UNC-Wilmington	12	3	2
at FIU	29	4	1
UAB	29	11	0
Middle Tennessee	27	7	0
at Western Kentucky	14	9	1
at Marshall	16	5	1
FIU	25	4	0
Charlotte	10	6	1
Old Dominion	15	7	1
at UTEP	12	5	0
at UTAH	9	2	0
Louisiana Tech	24	3	2
Southern Miss	11	3	0
at North Texas	17	5	1
at Rice	-	-	-
Western Kentucky	19	4	3
Marshall	19	7	1
at UAB	13	3	2
at Middle Tennessee	5	2	0
vs. Louisiana Tech	19	3	1

Bailey Season / Career Highs
(Recorded at Florida Atlantic University)

- Points**
Season: 29, vs. UAB, 1/8/15
Career: 29, vs. UAB, 1/8/15
- Rebounds**
Season: 17, vs. NJIT, 11/28/14
Career: 17, vs. NJIT, 11/28/14
- Assists**
Season: 3*, vs. Western Kentucky, 2/26/15
Career: 3*, vs. Western Kentucky, 2/26/15
- Steals**
Season: 5, at Long Beach State, 12/19/14
Career: 5, at Long Beach State, 12/19/14
- Blocked Shots**
Season: 1, at Middle Tennessee, 3/7/15
Career: 1*, at Middle Tennessee, 3/7/15
- Field Goals Made**
Season: 12, at FIU, 1/4/15
Career: 12, at FIU, 1/4/15
- Field Goal Attempts**
Season: 21*, vs. UAB, 1/8/15
Career: 21*, vs. UAB, 1/8/15
- Free Throws Made**
Season: 10, at Marshall, 1/17/15
Career: 10, at Marshall, 1/17/15
- Free Throw Attempts**
Season: 13, at Marshall, 1/17/15
Career: 13, at Marshall, 1/17/15
- 3-Point Field Goals Made**
Season: 2, vs. UAB, 1/8/15
Career: 2, vs. UAB, 1/8/15
- 3-Point Field Goal Attempts**
Season: 4, vs. UAB, 1/8/15
Career: 4, vs. UAB, 1/8/15
- Minutes**
Season: 37*, vs. UAB, 1/8/15
Career: 37*, vs. UAB, 1/8/15

*Recorded more than once with most recent listed

As a Freshman (2013-14): C-USA Freshman of the Week (3/3/14)

Played in all 30 games with five starts and scored double digits seven times, including in three of the final five games of the season ... Finished second on the team in field goal percentage (48.6), third in offensive rebounds (50), fourth in rebounds per game (3.6), fourth in free throws attempted (64) and fifth in free throws made (41) ... Made her college debut at Akron (11/8), scoring two points in five minutes ... Poured in 15 points on 6-of-9 shooting in just 15 minutes in a win over Florida Memorial (11/16), also recording her first career blocked shot ... Logged nine points, nine rebounds and a season-high four steals in a double overtime victory against UCF (12/13) ... Scored eight points in her first career start, a win over Bethune-Cookman (1/2) ... Started and posted 11 points in a win against Rice (1/11) ... Tallied 11 points in only 13 minutes in a victory over North Texas (1/25) ... Recorded her first career double-double with 14 points on 7-of-13 shooting and 10 rebounds at FIU (2/1) ... Scored a season-high 18 points on 6-of-9 shooting in just 20 minutes against Southern Miss (2/22), while also tying her season high with four steals and making the first 3-pointer of her career ... Played a season-high 24 minutes and logged a double-double with 13 points and a season-best 15 rebounds, the highest total by an Owl all season, in a win at Marshall (2/26), while also shooting 7-of-10 at the free throw line, both season highs ... Netted 11 points and pulled down seven rebounds in the first round of the C-USA Tournament against Marshall (3/11).

High School: Graduated from University Christian School ... Ranked among the top 250 prospects in her class by Collegiate Girls Basketball Report ... Listed as a three-star recruit by espnW HoopGurlz ... Scored over 1,000 points in her career ... Selected to the FABC/Source Hoops 3A All-State Team as a senior ... Named to the *Florida Times-Union* All-First Coast First Team as a senior, the second team as a junior and the third team as a sophomore and freshman ... Helped team to a 44-8 record over her final two seasons and won the district title both years ... Attended West Nassau High School as a freshman and led the 3A state classification in scoring ... Lettered in track and field all four years of high school and finished fourth in the 2A state high jump finals as a sophomore ... Earned a letter in volleyball as a freshman ... Member of the National Honor Society.

Personal: Full name is Shaneese Renae Bailey ... Born Sept. 15, 1994 ... Parents are Ken and Alma Bailey ... Mother is a physical education teacher ... Has an older sister, Shayla, and an older brother, Shannon ... Cousin of former NFL players Champ Bailey, a 12-time Pro Bowl selection, and Boss Bailey ... Intends to major in communication studies ... Favorite athlete is Kobe Bryant because he will do whatever it takes to win ... Best sports memory is signing with Miami ... Chose Miami because of its atmosphere of both family and competition on the court and in the classroom ... Committed to Miami over Auburn, St. John's, USF and Temple.

Season	CAREER STATISTICS			Total			3-Point			Free Throws			Rebounds			Scoring					
	GP	GS	Min.	Avg.	FG	FGA	Pct.	FG	FGA	Pct.	FT	FTA	Pct.	REB	Avg.	Ast.	TO	Blk	Stl	Pts.	Avg.
2013-14	30	5	421	14.0	70	144	.486	1	12	.083	41	64	.641	109	3.6	15	27	2	37	182	6.1
2014-15	29	28	730	25.2	175	341	.513	12	34	.353	107	138	.775	154	5.3	29	59	1	34	469	16.2
TOTAL	59	33	1151	19.5	245	485	.505	13	46	.283	148	202	.732	263	4.5	44	86	3	71	651	11.0

HURRICANES



LAURA CORNELIUS

FRESHMAN | GUARD | 5-8

1

Groningen, Netherlands | Caland Lyceum

High School: Graduated from Caland Lyceum ... Played for CTO Amsterdam in Women's First Division in the Netherlands ... Averaged 15.8 points, 6.1 rebounds, 3.3 assists and 2.7 steals per game in 2013-14 ... Listed by ProspectsNation.com as a five-star prospect and the third-best international prospect in her class, including the top point guard ... Named to the Women's First Division All-Star Team in 2014 and helped her team reach the playoff semifinals ... Set the CTO Amsterdam career records for points, assists and steals, as well as ranked third in rebounds ... Named the Rookie of the Year in the Dutch Eredivisie in 2012-13 after posting 12.0 points, 4.3 rebounds, 4.0 assists and 1.6 steals per game ... Helped her team advance to the playoff semifinals that season ... Recorded 6.7 points, 3.3 rebounds, 2.8 assists and 1.0 steal per game in 2011-12 ... In July 2015, led the FIBA U-19 World Championship in assists (6.7) and ranked fifth in average efficiency rating (18.1) ... Part of the first Dutch team regardless of age or gender to win a top-flight medal at a European Championship, earning bronze at the FIBA U-20 European Championship in July 2015 ... Ranked eighth in the tournament in 3-point percentage (42.9) and ninth in assists (2.9) ... Averaged 11.4 points per game at the FIBA U-19 World Championship in July 2013 ... Selected to the All-Star Five at the FIBA U-18 European Championship Division A in July 2013 after finishing first in free throw percentage (85.2), seventh in 3-point percentage (40.0), eighth in field goal percentage (42.7) and ninth in assists (3.0) Also played in four other FIBA competitions from 2010-15, for a total of eight.

Personal: Full name is Laura Cornelius ... Born Feb. 8, 1996 ... Parents are Ernst-Jan Cornelius and Marie-Louise Cornelius-DeJonge ... Father is an agriculture official and mother works at a law firm ... Has a younger brother, Stefan ... Intends to major in public health ... Favorite athletes are Stephen Curry because of his shooting ability and great skills, and LeBron James because of his strong mentality and athleticism ... Best sports memory is winning the bronze medal at the 2015 U-20 FIBA European Championship Division A ... Chose Miami because of its basketball program and high-level academics ... Committed to Miami over Duke, Gonzaga, Iowa State and Kansas State.

HURRICANES



ERYKAH DAVENPORT

SOPHOMORE | FORWARD/CENTER | 6-2

#30

Tucker, Ga. | Tucker

As a Freshman (2014-15): Played in all 33 games, twice scored double figures and finished second on Miami with 18 blocks ... Ranked fifth on the team with 121 rebounds on the season and had the most boards of any Hurricane in a single game with 13 in the first round of the NCAA Tournament ... Had six points, two rebounds and one block in her Hurricane debut against Oakland (11/14) ... Recorded a block in each of the first five games of her career ... Set then-career bests in points (nine), rebounds (five), field goals (four) and field goal attempts (six) in the win over Jacksonville (12/6), with her five boards tying for the team lead ... Scored seven points, pulled down four rebounds and recorded multiple blocks for the first time in her career in Miami's win over Boston College (1/4) ... Set a career high with three steals at Virginia Tech (1/11) and also equaled her then-career best with five rebounds ... Set a then-career best with a team-high seven rebounds and also played a career-high 24 minutes at fourth-ranked Duke (1/18) ... Set a new career high in rebounds for the second-consecutive game, this time grabbing nine to tie for the game's top mark in the win over Virginia (1/21) ... Recorded a career-high 13 points and pulled down eight rebounds, including a career-high six on the offensive end, at Pittsburgh (2/1), while also equaling her career best with two blocks ... Had seven rebounds in the win over Virginia Tech (2/5), the fourth time in a five-game stretch she had seven-plus boards ... Posted eight points, five rebounds and a career-high-tying three steals in the victory at No. 23/22 Syracuse (2/12) ... Scored in double figures for the second time in her career with 10 points against No. 17/14 North Carolina (2/22), giving her 100 points as a Hurricane ... Scored six points and led all players with a career-high 13 rebounds in the win over No. 6 seed Washington (3/20) in the first round of the NCAA Tournament, with the 13 boards placing her tied for seventh in program history in NCAA Tournament action, her five offensive rebounds tied for eighth and eight defensive boards tied for sixth ... Became the eighth player in program history with a block in multiple NCAA Tournament games when she recorded one in the second round against third-seeded Iowa (3/22).

Opposition	2014-15		
	P	R	A
Oakland	6	2	0
at Middle Tennessee	0	2	0
North Florida	2	4	0
Arizona State	4	2	0
Illinois State	5	2	0
Tulsa	0	0	0
Wisconsin	0	2	0
Jacksonville	9	5	1
Coppin State	5	5	0
vs. UCLA	4	4	0
at Tulane	4	0	0
Florida A&M	1	5	0
LSU	0	1	0
Boston College	7	4	0
Notre Dame	0	0	0
at Virginia Tech	2	5	0
Clemson	2	2	0
at Duke	4	7	1
Virginia	3	9	0
at Louisville	0	2	0
at Pittsburgh	13	8	0
Virginia Tech	5	7	0
at Florida State	2	3	0
at Syracuse	8	5	0
Georgia Tech	0	3	0
at NC State	4	3	1
North Carolina	10	3	0
at Wake Forest	4	2	0
Florida State	5	3	0
vs. Virginia	0	2	0
vs. Notre Dame	1	3	0
vs. Washington	6	13	1
at Iowa	0	3	0

Davenport Season / Career Highs Points

Season: 13, at Pittsburgh, 2/1/15
 Career: 13, at Pittsburgh, 2/1/15
 ACC: 13, at Pittsburgh, 2/1/15

Rebounds

Season: 13+, vs. Washington, 3/20/15
 Career: 13+, vs. Washington, 3/20/15
 ACC: 9 vs. Virginia, 1/21/15

Assists

Season: 1+*, vs. Washington, 3/20/15
 Career: 1+*, vs. Washington, 3/20/15
 ACC: 1*, at NC State, 2/19/15

Steals

Season: 3*, at Syracuse, 2/12/15
 Career: 3*, at Syracuse, 2/12/15
 ACC: 3*, at Syracuse, 2/12/15

Blocked Shots

Season: 2*, at Pittsburgh, 2/1/15
 Career: 2*, at Pittsburgh, 2/1/15
 ACC: 2*, at Pittsburgh, 2/1/15

Field Goals Made

Season: 6, at Pittsburgh, 2/1/15
 Career: 6, at Pittsburgh, 2/1/15
 ACC: 6, at Pittsburgh, 2/1/15

Field Goal Attempts

Season: 10, at Pittsburgh, 2/1/15
 Career: 10, at Pittsburgh, 2/1/15
 ACC: 10, at Pittsburgh, 2/1/15

Free Throws Made

Season: 3, vs. Illinois State, 11/28/14
 Career: 3, vs. Illinois State, 11/28/14
 ACC: 2, vs. North Carolina, 2/22/15

Free Throw Attempts

Season: 4*, vs. Coppin State, 12/13/14
 Career: 4*, vs. Coppin State, 12/13/14
 ACC: 2*, vs. Florida State, 3/1/15

3-Point Field Goals Made

Season: N/A
 Career: N/A
 ACC: N/A

3-Point Field Goal Attempts

Season: N/A
 Career: N/A
 ACC: N/A

Minutes

Season: 24, at Duke, 1/18/15
 Career: 24, at Duke, 1/18/15
 ACC: 24, at Duke, 1/18/15

* Recorded more than once with most recent listed + NCAA Tournament game

High School: Graduated from Tucker High School ... Averaged 15.0 points, 10.0 rebounds, 6.0 assists and 4.0 steals per game as a senior, leading her team in scoring, rebounding and steals ... Ranked as a three-star prospect and top-25 forward recruit by ESPN HoopGurlz ... Selected as the 5A Georgia Player of the Year as a senior ... Team captain and team MVP as both a junior and senior ... Won the first state title in school history as a senior, finishing the season with a 27-4 record ... Averaged 16 points and nine rebounds as a junior ... Named all-state as a sophomore and junior ... Received a varsity letter in basketball all four years of high school ... Played on the volleyball team as a junior and senior ... Junior class president ... Graduated with honors distinction ... Member of the beta club ... Part of the Cupcake Kids, a volunteer organization ... High school prom queen ... Notable Tucker alumni in athletics include Dwayne Harris of the New York Giants and former NBA player MarShon Brooks, who now plays in China.

Personal: Full name is Erykah Joyn'e Davenport ... Nickname is "E" ... Born July 24, 1996 ... Mother is Quovadis Davenport ... Has an older brother, Erus ... Majoring in business ... Enjoys singing and taking pictures ... Favorite athlete is Érika de Souza of the Atlanta Dream.

CAREER STATISTICS

Season	GP	GS	Min.	Avg.	FG	Total			3-Point			Free Throws			Rebounds				Blk	Stl	Pts.	Scoring Avg.
						FGA	Pct.	FTG	FTA	Pct.	FT	FTA	Pct.	REB	Avg.	Ast.	TO					
2014-15	33	0	409	12.4	50	114	.439	0	0	.000	16	37	.432	121	3.7	4	48	18	21	116	3.5	
CAREER	33	0	409	12.4	50	114	.439	0	0	.000	16	37	.432	121	3.7	4	48	18	21	116	3.5	



NIGIA GREENE

RS SOPHOMORE | GUARD | 5-10

#5

Atlanta, Ga. | St. Francis

As a Redshirt Freshman (2014-15): Played in all 33 games with four starts and scored double digits seven times ... Shot 81.8 percent (18-of-22) from the free throw line, the best mark of any Hurricane, and also finished third on the team in total steals (35) ... Scored eight points and shot 2-of-3 from 3-point range in her Miami debut against Oakland (11/14) ... Scored 10 points in her first career road game at Middle Tennessee (11/17) ... Posted seven points in the first start of her career in Miami's win over North Florida (11/21) ... Tied for the team lead with a career-high 16 points against Illinois State (11/28) and also posted multiple steals for third-straight game, leading or sharing the team lead each time ... Had 12 points in the Hurricanes' win over Jacksonville (12/6) ... Scored a game-high 11 points against Coppin State (12/13), giving her double digits for the fourth time in her first nine career games ... Had eight points and hit two 3-pointers in Miami's win over UCLA (12/18) ... Posted 14 points and set career highs in made 3-pointers (three) and minutes played (27) against Florida A&M (12/28) ... Recorded 12 points, the second most on the team, in a victory at Virginia Tech (1/11) ... Scored 11 points, tied a career best with a team-high three steals and set career highs in free throws made (three) and attempted (four) against Georgia Tech (2/15).

As a Freshman (2013-14): Redshirted due to right knee injury.

High School: Graduated from St. Francis High School ... Ranked No. 41 overall in the nation and eighth at position according to ESPN HoopGurlz ... Averaged 18 points per game while leading St. Francis to a 25-6 record ... Played for Peak Performance National ... Named to North Fulton All-Metro Honorable Mention ... As a sophomore was named Georgia All-State Class A Second Team.

Personal: Full name is Nigia Greene ... First name is pronounced Nye-ZHEE-Uh ... Goes by Gia ... Born on Oct. 5, 1994, in Chesapeake, Va. ... Majoring in communication ... Hobbies include shopping and listening to music ... Daughter of Shikena Greene.

2014-15			
Opposition	P	R	A
Oakland	8	1	0
at Middle Tennessee	10	3	0
North Florida	7	2	2
Arizona State	0	1	0
Illinois State	16	2	0
Tulsa	3	2	0
Wisconsin	3	0	0
Jacksonville	12	1	1
Coppin State	11	3	0
vs. UCLA	8	1	1
at Tulane	0	0	0
Florida A&M	14	3	2
LSU	7	1	0
Boston College	2	3	0
Notre Dame	2	0	0
at Virginia Tech	12	2	0
Clemson	4	3	1
at Duke	6	0	0
Virginia	7	0	1
at Louisville	0	1	1
at Pittsburgh	0	0	0
Virginia Tech	0	1	0
at Florida State	2	0	0
at Syracuse	5	4	1
Georgia Tech	11	2	1
at NC State	0	0	0
North Carolina	0	0	1
at Wake Forest	4	1	0
Florida State	4	2	0
vs. Virginia	4	3	0
vs. Notre Dame	2	2	1
vs. Washington	0	0	1
at Iowa	3	2	0

Greene Season / Career Highs

Points

Season: 16, vs. Illinois State, 11/28/14
 Career: 16, vs. Illinois State, 11/28/14
 ACC: 12, at Virginia Tech, 1/11/15

Rebounds

Season: 4, at Syracuse, 2/12/15
 Career: 4, at Syracuse, 2/12/15
 ACC: 4, at Syracuse, 2/12/15

Assists

Season: 2*, vs. Florida A&M, 12/28/14
 Career: 2*, vs. Florida A&M, 12/28/14
 ACC: 1*, vs. North Carolina, 2/22/15

Steals

Season: 3*, vs. Georgia Tech, 2/15/15
 Career: 3*, vs. Georgia Tech, 2/15/15
 ACC: 3, vs. Georgia Tech, 2/15/15

Blocked Shots

Season: N/A
 Career: N/A
 ACC: N/A

Field Goals Made

Season: 6, vs. Illinois State, 11/28/14
 Career: 6, vs. Illinois State, 11/28/14
 ACC: 4, at Virginia Tech, 1/11/15

Field Goal Attempts

Season: 15, vs. Illinois State, 11/28/14
 Career: 15, vs. Illinois State, 11/28/14
 ACC: 8, vs. Boston College, 1/4/15

Free Throws Made

Season: 3, vs. Georgia Tech, 2/15/15
 Career: 3, vs. Georgia Tech, 2/15/15
 ACC: 3, vs. Georgia Tech, 2/15/15

Free Throw Attempts

Season: 4, vs. Georgia Tech, 2/15/15
 Career: 4, vs. Georgia Tech, 2/15/15
 ACC: 4, vs. Georgia Tech, 2/15/15

3-Point Field Goals Made

Season: 3, vs. Florida A&M, 12/28/14
 Career: 3, vs. Florida A&M, 12/28/14
 ACC: 2*, vs. Georgia Tech, 2/15/15

3-Point Field Goal Attempts

Season: 8, vs. Coppin State, 12/13/14
 Career: 8, vs. Coppin State, 12/13/14
 ACC: 6, at Duke, 1/18/15

Minutes

Season: 27, vs. Florida A&M, 12/28/14
 Career: 27, vs. Florida A&M, 12/28/14
 ACC: 23, at Virginia Tech, 1/11/15

* Recorded more than once with most recent listed

CAREER STATISTICS

Season	GP	GS	Min.	Avg.	FG	Total FGA	Pct.	FG	3-Point FGA	Pct.	FT	Free Throws FTA	Pct.	Rebounds	REB	Avg.	Ast.	TO	Blk	Stl	Pts.	Scoring Avg.
2014-15	33	4	497	15.1	60	155	.387	29	103	.282	18	22	.818	46	1.4	14	27	0	35	167	5.1	
CAREER	33	4	497	15.1	60	155	.387	29	103	.282	18	22	.818	46	1.4	14	27	0	35	167	5.1	



KEYANNA HARRIS

SOPHOMORE | FORWARD | 6-0

#0

Riviera Beach, Fla. | William T. Dwyer

As a Freshman (2014-15): Played in 23 games and finished the season with 25 points, 15 rebounds, 14 steals and eight assists ... Connected on 8-of-11 free throws in her first season at Miami ... Made her Hurricane debut against Oakland (11/14), recording two steals ... Posted the first points, rebound and assist of her career in the win over UNF (11/21) ... Set several career highs against Illinois State (11/28), including minutes (17), points (nine), assists (three), field goals (four) and field goal attempts (five), as well recorded her first block and made 3-pointer ... Scored her first career points in ACC play at No. 9/8 Florida State (2/8) ... Scored five points, the second most of her career, to help Miami to a win at No. 23/22 Syracuse (2/12) ... Had three assists at Wake Forest (2/26), tying for the team lead and matching her career high, while also setting career bests in free throws made (three) and attempted (three).

High School: Graduated from William T. Dwyer High School ... Averaged 20.4 points, 9.3 rebounds, 4.1 assists and 5.3 steals as a senior ... Ranked as a three-star prospect and a top-25 forward recruit by ESPN HoopGurlz ... McDonald's All-American Game nominee ... Named the Palm Beach Post Large Schools Player of the Year as a junior, as well as the *Sun Sentinel* 8A Player of the Year ... Palm Beach County Athletic Association First Team selection as a junior ... Won a district title and finished as the state runner-up her junior year ... First team all-conference as a sophomore ... Second team all-county and Outstanding Rookie of the Year as a freshman ... Member of the track and field team ... Set the school record in the high jump and made regionals ... Named to the honor roll ... Notable Dwyer alumni in athletics include Alonzo Gee of the New Orleans Pelicans and Matt Elam of the Baltimore Ravens.

Personal: Full name is Keyanna Renika Harris ... Nickname is Keke ... Born Feb. 14, 1995 ... Parents are Lamar and Beverly Harris ... Has an older sister, Shamar, and an older brother, Chris ... Sister played basketball at Lynn University ... Cousin of former NBA player Jumaine Jones ... Majoring in communication ... Loves to dance ... Lists former Miami All-American Shenise Johnson as her role model and favorite athlete.

2014-15			
Opposition	P	R	A
Oakland	0	0	0
at Middle Tennessee	0	0	0
North Florida	2	1	1
Arizona State	-	-	-
Illinois State	9	2	3
Tulsa	0	1	0
Wisconsin	0	0	0
Jacksonville	2	2	0
Coppin State	2	0	1
vs. UCLA	-	-	-
at Tulane	0	0	0
Florida A&M	0	2	0
LSU	-	-	-
Boston College	0	0	0
Notre Dame	-	-	-
at Virginia Tech	0	0	0
Clemson	0	1	0
at Duke	0	1	0
Virginia	0	0	0
at Louisville	-	-	-
at Pittsburgh	0	1	0
Virginia Tech	0	1	0
at Florida State	2	1	0
at Syracuse	5	0	0
Syracuse Tech	0	0	0
at NC State	0	1	0
North Carolina	-	-	-
at Wake Forest	3	0	3
Florida State	0	0	0
vs. Virginia	-	-	-
vs. Notre Dame	-	-	-
vs. Washington	-	-	-
at Iowa	-	-	-

Harris Season / Career Highs

Points
 Season: 9, vs. Illinois State, 11/28/14
 Career: 9, vs. Illinois State, 11/28/14
 ACC: 5, at Syracuse, 2/12/15

Rebounds
 Season: 2*, vs. Florida A&M, 12/28/14
 Career: 2*, vs. Florida A&M, 12/28/14
 ACC: 3*, at NC State, 2/19/15

Assists
 Season: 3*, at Wake Forest, 2/26/15
 Career: 3*, at Wake Forest, 2/26/15
 ACC: 3*, at Wake Forest, 2/26/15

Steals
 Season: 2*, vs. Wisconsin, 12/4/14
 Career: 2*, vs. Wisconsin, 12/4/14
 ACC: 1*, at Wake Forest, 2/26/15

Blocked Shots
 Season: 1*, vs. Florida A&M, 12/28/14
 Career: 1*, vs. Florida A&M, 12/28/14
 ACC: N/A

Field Goals Made
 Season: 4, vs. Illinois State, 11/28/14
 Career: 4, vs. Illinois State, 11/28/14
 ACC: 2, at Syracuse, 2/12/15

Field Goal Attempts
 Season: 5*, at Syracuse, 2/12/15
 Career: 5*, at Syracuse, 2/12/15
 ACC: 5*, at Syracuse, 2/12/15

Free Throws Made
 Season: 3, at Wake Forest, 2/26/15
 Career: 3, at Wake Forest, 2/26/15
 ACC: 3, at Wake Forest, 2/26/15

Free Throw Attempts
 Season: 4, at Wake Forest, 2/26/15
 Career: 4, at Wake Forest, 2/26/15
 ACC: 4, at Wake Forest, 2/26/15

3-Point Field Goals Made
 Season: 1, vs. Illinois State, 11/28/14
 Career: 1, vs. Illinois State, 11/28/14
 ACC: N/A

3-Point Field Goal Attempts
 Season: 2, vs. Illinois State, 11/28/14
 Career: 2, vs. Illinois State, 11/28/14
 ACC: 1, vs. Virginia Tech, 2/5/15

Minutes
 Season: 17, vs. Illinois State, 11/28/14
 Career: 17, vs. Illinois State, 11/28/14
 ACC: 11, vs. Clemson, 1/15/15

*Recorded more than once with most recent listed

CAREER STATISTICS

Season	GP	GS	Min.	Avg.	FG	Total		3-Point		Free Throws			Rebounds			Blk	Stl	Pts.	Scoring Avg.		
						FGA	Pct.	FG	FGA	Pct.	FT	FTA	Pct.	REB	Avg.					Ast.	TO
2014-15	23	0	148	6.4	8	23	.343	1	5	.200	8	11	.727	15	0.7	8	14	2	14	25	1.1
CAREER	23	0	148	6.4	8	23	.343	1	5	.200	8	11	.727	15	0.7	8	14	2	14	25	1.1



KEYONA HAYES

RS JUNIOR | FORWARD | 6-1

#20

Marietta, Ga. | St. Francis

As a Junior (2014-15): Redshirted due to right ankle injury.

As a Sophomore (2013-14): Started 28 of 31 games ... Averaged 10.5 points, 6.5 rebounds, 1.1 assists in 23.7 minutes per game ... Totaled 327 points, 203 rebounds, 34 assists and 734 minutes ... Hit 50.6 percent (127-of-251) shots from field, 27.3 (38-of-115) shots from three and 67.3 (70-of-104) of shots at free throw line ... Started 11 of 16 ACC games ... In ACC play averaged 9.7 points and 6.1 rebounds in 22.1 minutes ... Totaled 155 points, 12 assists and 97 rebounds ... Connected on 51.7 percent (60-of-116) from field, 33.3 percent (33-46) from three and 71.7 percent (33-of-46) at free throw line ... Scored in double-figures in 19 games ... Led Canes in scoring in seven games ... Averaged team-high 14 ppg over last three games while shooting team-best 58 percent ... Finished season with team-high three double-doubles (12/28/13 vs Morgan State, 1/16/14 at Boston College, 3/20/14 vs. Stetson) ... Season highs: 22 points at Virginia, 02/27/14; 13 rebounds at Boston College, 01/16/14; 4 assists vs. Morgan State, 12/28/13; 32 minutes vs. Wake Forest, 02/23/14.

As a Freshman (2012-13): ACC Rookie of the Week (1/11/13)

Recorded her fifth double-double of the season with 14 points and 11 rebounds at Georgia Tech (2/24) ... Pulled down nine rebounds and scored seven points vs. Boston College (2/17) ... Netted fourth double-double of season with 12 points and 10 rebounds at Clemson (2/7) ... Led Miami with 11 rebounds vs. Virginia Tech (2/3), also scored eight points ... Scored seven points at Florida State (1/13) ... Named to the UM Holiday All-Tournament Team ... Third double-double came with 11 points and 15 rebounds vs. Central Connecticut State (12/28) ... Poured in 10 points in ACC opener against NC State (12/20) ... Scored 12 points to go with four rebounds and a season-best four block vs. Davidson (12/8) ... Pulled down six rebounds in win over No. 6 Penn State (11/29) ... Second double-double came vs. Florida Atlantic, scored new career-high 14 points and grabbed 14 boards (11/23) ... Recorded first double-double of collegiate career with 10 points and 11 rebounds at Richmond (11/12) ... Scored four points and grabbed two rebounds in collegiate debut vs. North Florida (11/9).

High School: Graduated from St. Francis High School ... Ranked as high as No. 31 overall prospect by Blue Star Basketball ... ESPN HoopGurlz ranked her as the No. 11 forward in nation ... Named to 2012 GSWA Class A All-State First Team and 2012 *Atlanta Journal-Constitution* Class A All-State First Team averaging 16.0 points and 6.0 rebounds per game as a senior ... Averaged 18.0 points, 12.0 rebounds, 6.0 assists and 5.0 blocks a game as junior ... Posted 19.0 points and 13.0 rebounds per game as sophomore.

2012-13			
Opposition	P	R	A
UNF	4	2	0
at Richmond	10	11	2
Tennessee	7	6	1
Florida Atlantic	14	11	0
Radford	10	5	0
Penn State	4	6	0
Alcorn State	3	0	0
Davidson	12	4	0
at Rutgers	0	3	1
NC State	10	4	0
Central Conn. State	11	15	0
Wisconsin	6	9	0
Clemson	5	1	0
Virginia	4	1	0
at Maryland	2	3	0
at Georgia Tech	7	3	2
Georgia Tech	2	1	0
at Virginia	8	5	0
at Wake Forest	3	2	0
North Carolina	0	1	0
at Duke	2	8	0
Virginia Tech	8	11	0
at Clemson	12	10	0
Florida State	8	10	0
Boston College	7	9	1
at NC State	4	6	1
at Georgia Tech	14	11	1
Duke	2	2	1
at Virginia Tech	2	3	0
vs. Virginia Tech	2	1	0
at Iowa	0	1	0

2013-14			
Opposition	P	R	A
UNF	13	9	2
Richmond	2	6	0
Middle Tennessee	12	1	0
at Oakland	15	5	2
Yale	17	7	0
St. Francis Brooklyn	15	5	0
Missouri	0	8	2
at Minnesota	20	6	2
Coppin State	8	12	0
at Arizona State	15	6	2
Morgan State	17	10	4
New Mexico	12	8	2
Penn	3	1	1
at Wake Forest	8	4	0
Florida State	2	3	1
at Virginia Tech	6	12	0
at Boston College	11	13	1
NC State	4	3	1
at Notre Dame	0	7	0
at Clemson	11	7	0
Duke	2	2	0
at North Carolina	14	3	0
Georgia Tech	14	7	2
Maryland	2	1	0
at Florida State	22	8	3
Syracuse	6	7	1
Wake Forest	12	4	0
at Virginia	22	9	2
Pittsburgh	19	7	1
vs. Florida State	10	7	4
Stetson	13	15	1

Hayes Season / Career Highs

Points
Season: N/A
Career: 22*, at Virginia, 2/27/14
ACC: 22*, at Virginia, 2/27/14

Rebounds
Season: N/A
Career: 15#*, vs. Stetson, 3/20/14
ACC: 13, at Boston College, 1/16/14

Assists
Season: N/A
Career: 4!*, vs. Florida State, 3/6/14
ACC: 3, at Florida State, 2/16/14

Steals
Season: N/A
Career: 3#*, vs. Stetson, 3/20/14
ACC: 3*, at Florida State, 2/16/14

Blocked Shots
Season: N/A
Career: 4, vs. Davidson, 12/8/12
ACC: 2*, vs. Florida State, 2/10/13

Field Goals Made
Season: N/A
Career: 16*, at Florida State, 2/16/14
ACC: 16, at Florida State, 2/16/14

Free Throws Made
Season: N/A
Career: 10, vs. Georgia Tech, 2/9/14
ACC: 10, vs. Georgia Tech, 2/9/14

Free Throw Attempts
Season: N/A
Career: 10, vs. Georgia Tech, 2/9/14
ACC: 10, vs. Georgia Tech, 2/9/14

3-Point Field Goals Made
Season: N/A
Career: 1*, at Virginia Tech, 1/12/14
ACC: 1*, at Virginia Tech, 1/12/14

3-Point Field Goal Attempts
Season: N/A
Career: 2, at Virginia Tech, 1/12/14
ACC: 2, at Virginia Tech, 1/12/14

Minutes
Season: N/A
Career: 36!, vs. Florida State, 3/6/14
ACC: 32, vs. Wake Forest, 2/23/14

* Recorded more than once with most recent listed
! ACC Tournament game
WNIT game

HURRICANES

CAREER STATISTICS

Season	GP	GS	Min.	Avg.	Total			3-Point			Free Throws			Rebounds				Scoring			
					FGA	Pct.	FTG	FGA	Pct.	FT	FTA	Pct.	REB	Avg.	Ast.	TO	Blk	Stl	Pts.	Avg.	
2012-13	32	0	458	14.3	67	154	.435	0	1	.000	40	59	.678	166	5.2	12	41	18	25	174	5.4
2013-14	31	23	734	23.7	127	251	.506	3	11	.273	70	104	.673	203	6.5	34	68	18	39	327	10.5
2014-15	0	0	0	0.0	0	0	.000	0	0	.000	0	0	.000	0	0.0	0	0	0	0	0	0.0
CAREER	63	23	1192	18.9	194	405	.479	3	12	.250	110	163	.675	369	5.9	46	109	36	64	501	8.0



EMESE HOF

FRESHMAN | FORWARD/CENTER | 6-3

#21

Utrecht, Netherlands | Caland Lyceum

High School: Graduated from Caland Lyceum ... Played for CTO Amsterdam in the Women's First Division in the Netherlands ... Listed by ProspectsNation.com as a four-star recruit and the No. 14 international prospect in her class, including fifth among post players ... Named to the Women's First Division All-Star Team in 2015 and helped lead the team to the playoff semifinals ... Set the CTO Amsterdam career records for rebound and blocks, while ranking second in points and steals, as well as fourth in assists ... At the FIBA U-19 World Championship in July 2015, ranked in the top five of the tournament in six different categories, finishing second in average efficiency rating (24.4) and free throw percentage (83.3), third in field goal percentage (51.8), fourth in both scoring (16.9) and rebounding (10.0) and fifth in blocks (2.1) ... Selected to the All-Star Five at the 2015 FIBA U-20 European Championship Division A in July 2015 after helping the Netherlands win the bronze medal, the nation's first top-flight medal at the European Championship, regardless of age or gender ... Led all players in the tournament in field goal percentage (55.0), tied for third in double-doubles (three), ranked fourth in scoring (14.8) and finished fifth in both rebounding (7.9) and blocks (1.4) ... Finished fifth in blocks (1.1) and sixth in rebounding (7.9) at the FIBA U-18 European Championship Division A in July 2014 ... Ranked fourth in field goal percentage (43.2), sixth in blocks (1.2) and seventh in offensive rebounds (3.0) at the FIBA U-18 European Championship Division A in July 2013 ... Averaged a double-double with 13.7 points and 11.7 rebounds in the FIBA U-16 European Championship in July 2012 ... Also participated in four other FIBA competitions from 2011-15, for a total of nine.

Personal: Full name is Emese Eva Hof ... Name is pronounced Uh-MASE-Uh HOFF ... Nickname is Mese ... Born May 29, 1996 ... Parents are Ed Hof and Lia Mourits ... Father is an ICT system analyst and mother runs a physiotherapy practice ... Has an older sister, Roos, and a younger brother, Rik ... Parents both played basketball and sister plays professionally in the Netherlands ... Major is undecided ... Favorite athlete is Elena Delle Donne of the Chicago Sky ... Best sports memory is winning the bronze medal at the 2015 U-20 FIBA European Championship Division A ... Chose Miami because she felt it would help her grow on and off the court, as well as its academic quality and scenic campus ... Committed to Miami over Syracuse and Vanderbilt.



ADRIENNE MOTLEY

JUNIOR | GUARD | 5-9

#23

Newport News, Va. | Woodside

As a Sophomore (2014-15): 2014-15 Blue Ribbon Panel First Team All-ACC & ACC Coaches First Team All-ACC ... 2014-15 College Sports Madness First Team All-ACC ... espnW National Player of the Week (1/12/15) ... ACC Player of the Week (1/12/15) ... Miami Thanksgiving Tournament MVP ... Tulane/DoubleTree Classic MVP ... Miami Holiday Tournament MVP

One of two Hurricanes to start all 33 games and posted double figures 29 times, with 15-plus on 24 occasions ... Led the team in field goals made (214), field goal percentage (49.2), free throws made (94), free throw percentage (min. 1 FTA per game, 76.4) and steals (47) ... Ranked first on Miami in points (16.9) and minutes (31.4) per game, as well as third in rebounds (4.2) and assists (2.1) ... Finished fifth in the ACC in scoring, 11th in free throw percentage, 12th in field goal percentage and 15th in 3-point percentage, as the only player in the conference top 12 in the first three categories or top 15 in all four ... Ranked eighth in the NCAA among guards in field goal percentage and 11th among players under six-foot ... Scored a team-high 21 points, grabbed six rebounds and tied for a game-best three steals in the season-opening win over Oakland (11/14) ... Led all players with 21 points in just 22 minutes on 8-of-10 shooting against North Florida (11/21) ... Scored a game-high 21 points against Arizona State (11/25) ... Tied for the game lead with 16 points in only 18 minutes on 7-of-9 shooting in Miami's victory over Illinois State (11/28) ... Tied for a game-high 17 points in the Miami Thanksgiving Tournament championship game win against Tulsa (11/29) ... Led all players in points (21), rebounds (seven) and assists (six) in the ACC/Big Ten Challenge win over Wisconsin (12/4) ... Posted game highs in points (17) and assists (three) against Jacksonville (12/6) ... In the win over Coppin State (12/13), tied for game highs with five assists and three steals ... Scored 23 points and shot 7-of-7 at the free throw line in Miami's victory against UCLA (12/18) ... Posted 17 points at Tulane (12/19), scoring in double digits for the 10th-straight game ... Recorded five assists in the win over Florida A&M (12/28) ... Posted a team-high 16 points in the Miami Holiday Tournament championship game win over LSU (12/29) ... Recorded 16 points and a career-high five steals against Boston College (1/4) ... Set career highs in points (32), field goals made (13), field goals attempted (19) and free throws attempted (10) in Miami's win over fourth-ranked Notre Dame (1/8), and also matched her then-career high in minutes (36) and then-season high in rebounds (seven) as well as led the team with four assists ... Scored a game-high 22 points and equaled a career high with eight rebounds at Virginia Tech (1/11) ... Scored 15 points in Miami's win over Clemson (1/15), her fifth-consecutive game with 15-plus points ... Led the team with 18 points on 8-of-12 shooting at fourth-ranked Louisville (1/25) ... Netted 17 points and grabbed seven rebounds at Pittsburgh (2/1) ... Scored a game-high 16 points in the win over Virginia Tech (2/5) ... Had a team-high four assists and a game-high three steals at No. 9/8 Florida State (2/8) ... Posted 14 points in the victory at No. 23/22 Syracuse (2/12) ... Led all players with 18 points against Georgia Tech (2/15) and tied for the team high with six rebounds ... Scored a game-high 27 points, including 17 in the first half, on 11-of-16 shooting at NC State (2/19) and equaled her career bests with three made 3-pointers, 37 minutes played and a team-high-tying eight rebounds ... Scored 13 points against No. 17/14 North Carolina (2/22) and also played a career-high-tying 37 minutes for the third game in a row ... Poured in a game-high 19 points at Wake Forest (2/26), plus set a career high with four made 3-pointers and tied for the team lead with three assists ... Led all scorers with 20 points against No. 9/8 Florida State (3/1), her 10th game with 20-plus points on the season ... Scored a game-high 15 points, her 28th-straight outing with eight-plus points, and tied for the game lead with three assists in the victory over Virginia (3/5) in the ACC Tournament ... Garnered "Performance of the Day" honors from espnW on the first day of the NCAA Tournament after scoring a school NCAA Tournament record 30 points in Miami's first round victory against sixth-seeded Washington (3/20) to lead all scorers across all games on the day, and also shot 8-of-10 at the free throw line, both marks tying career highs ... Made her mark in Miami's NCAA Tournament record books against Washington, finishing tied for second in field goals made with 10 and free throws made, tied for fifth in free throws attempted, seventh in field goal percentage (min. 10 FGA) at 55.6 percent (10-of-18), ninth in free throw percentage (min. 6 FTA), and becoming one of three players to make multiple 3-pointers without a miss ... Scored 18 points, including 14 in a stretch of six and a half minutes in the second half, in the second round of the NCAA Tournament at No. 3 seed Iowa (3/22) and her eight made field goals tied for the ninth most in NCAA Tournament play in program history.

As a Freshman (2013-14): 2013-14 Blue Ribbon Panel All-ACC Freshman Team & ACC Coaches All-ACC Freshman Team ... 2013-14 All-ACC Academic Team ... ACC Rookie of the Week (2/3/14)

Started 28 of 31 games played ... Averaged team-leading 11.1 points, 3.9 rebounds, 2.6 assists in 29.3 minutes per game ... Totaled 343 points, 122 rebounds, 82 assists and 908 minutes ... Hit 44.4 percent of shots from field, 30.0 percent (21-70) of shots from three and 72.5 percent (66-91) of shots at free throw line ... Started all 16 ACC games ... In ACC play averaged team-best 13.2 points and 4.3 rebounds in 31.1 minutes ... Totaled 211 points, team-high 43 assists and 68 rebounds ... Connected on 48.5 percent (79-of-163) from field, 38.9 percent (14-of-36) from three and 70.9 percent (39-of-55) at free throw line ... Reached double-figures in 10-straight ACC games from 1/9/14 to 1/16/14 ... Reached double-figures scoring in all but three ACC games ... Led the team in scoring in nine games ... Finished fifth among freshman in ACC play with 13.2 ppg ... Averaged impressive 15.8 ppg against Top-10 opponents (Notre Dame, Duke, North Carolina, Maryland) ... Season highs: 26 points at No. 6 North Carolina, 2/21/14; 8 rebounds at No. 6 North Carolina, 2/21/14; 4 steals vs. Wake Forest 2/23/14; 36 minutes vs. Georgia Tech, 2/9/14.

High School: Graduated from Woodside High School ... Ranked as the No. 27 overall player in the nation and seventh at her position by ESPN HoopGurlz ... TCIS Player of the Year ... Named TCIS First Team All-Conference ... Named 2011, 2012 and 2013 Peninsula District Player of the Year ... 2012 and 2013 Gatorade Player of the Year Finalist ... 2012 and 2013 first team all-state ... Nominee for 2013 McDonald's All-American Game ... Rated No. 27 overall and No. 7 guard in 2013 ESPN HoopGurlz rankings ... Recipient of 2013 Peninsula Sports Club Award, Outstanding High School Female Athlete of the Year ... 2012 Virginia Co-Player of the Year ... 2011-12 Eastern Region Player of the Year.

Personal: Born on Sept. 27, 1995, in Amsterdam, Netherlands ... Moved to the United States at age two ... Hobbies include listening to music ... Majoring in communication ... Held summer jobs at Hampton University communications program and as youth league coach ... Names Rajon Rondo as athletic role model ... Her uncle, Kenny Harris, played basketball at VCU ... Daughter of Adrian and Norma Motley ... Has two sisters, Nikesha Williams and Dominique Mason.

2013-14			
Opposition	P	R	A
North Florida	9	8	2
Richmond	0	3	3
Middle Tennessee at Oakland	2	3	4
at Oakland	8	3	3
Yale	4	4	2
St. Francis Brooklyn	9	4	2
Missouri	12	4	3
at Minnesota	2	0	1
Coppin State	8	1	5
at Arizona State	6	1	2
Morgan State	10	4	2
New Mexico	18	3	1
Penn	17	6	2
at Wake Forest	10	6	1
Florida State	8	4	5
at Virginia Tech	11	3	3
at Boston College	11	5	0
NC State	14	2	3
at Notre Dame	10	5	1
at Clemson	14	3	1
Duke	15	7	6
at North Carolina	27	8	2
Georgia Tech	26	3	8
Maryland	12	2	0
at Florida State	10	3	0
Syracuse	5	1	3
Wake Forest	15	3	4
at Virginia	21	7	4
Pittsburgh	2	6	2
vs. Florida State	11	5	3
Stetson	16	5	3

2014-15			
Opposition	P	R	A
Oakland	21	6	3
at Middle Tennessee	0	3	0
North Florida	21	4	1
Arizona State	21	3	0
Illinois State	16	4	2
Tulsa	17	5	0
Wisconsin	21	7	6
Jacksonville	17	1	3
Coppin State	10	3	5
vs. UCLA	23	3	3
at Tulane	17	3	1
Florida A&M	12	4	5
LSU	16	5	1
Boston College	16	4	3
Notre Dame	32	7	4
at Virginia Tech	22	8	0
Clemson	15	4	0
at Duke	8	3	1
Virginia	8	3	2
at Louisville	18	4	2
at Pittsburgh	17	7	2
Virginia Tech	16	5	1
at Florida State	14	3	4
at Syracuse	14	3	3
Georgia Tech	18	6	1
at NC State	27	8	2
North Carolina	13	2	1
at Wake Forest	19	3	3
Florida State	20	5	2
vs. Virginia	15	5	3
vs. Notre Dame	5	2	2
vs. Washington	30	4	1
at Iowa	18	2	1

Motley Season / Career Highs

Points
Season: 32, vs. Notre Dame, 1/8/15
Career: 32, vs. Notre Dame, 1/8/15
ACC: 32, vs. Notre Dame, 1/8/15
Rebounds
Season: 8*, at NC State, 2/19/15
Career: 8*, at NC State, 2/19/15
ACC: 8*, at NC State, 2/19/15
Assists
Season: 6, vs. Wisconsin, 12/4/14
Career: 8, vs. Georgia Tech, 2/9/14
ACC: 8, vs. Georgia Tech, 2/9/14
Steals
Season: 5, vs. Boston College, 1/4/15
Career: 5, vs. Boston College, 1/4/15
ACC: 5, vs. Boston College, 1/4/15
Blocked Shots
Season: 1*, at Wake Forest, 2/26/15
Career: 1*, at Wake Forest, 2/26/15
ACC: 1*, at Wake Forest, 2/26/15
Field Goals Made
Season: 13, vs. Notre Dame, 1/8/15
Career: 13, vs. Notre Dame, 1/8/15
ACC: 13, vs. Notre Dame, 1/8/15
Field Goal Attempts
Season: 19, vs. Notre Dame, 1/8/15
Career: 19, vs. Notre Dame, 1/8/15
ACC: 19, vs. Notre Dame, 1/8/15
Free Throws Made
Season: 8+*, vs. Washington, 3/20/15
Career: 8+*, vs. Washington, 3/20/15
ACC: 8, at Virginia Tech, 1/11/15
Free Throw Attempts
Season: 10+*, vs. Washington, 3/20/15
Career: 10+*, vs. Washington, 3/20/15
ACC: 10, vs. Notre Dame, 1/8/15
3-Point Field Goals Made
Season: 4, at Wake Forest, 2/26/15
Career: 4, at Wake Forest, 2/26/15
ACC: 4, at Wake Forest, 2/26/15
3-Point Field Goal Attempts
Season: 8, at Wake Forest, 2/26/15
Career: 8, at Wake Forest, 2/26/15
ACC: 8, at Wake Forest, 2/26/15
Minutes
Season: 37*, vs. North Carolina, 2/22/15
Career: 37*, vs. North Carolina, 2/22/15
ACC: 37*, vs. North Carolina, 2/22/15

*Recorded more than once with most recent listed + NCAA Tournament game

CAREER STATISTICS

Season	GP	GS	Min.	Avg.	Total			3-Point			Free Throws			Rebounds			Scoring				
					FG	FGA	Pct.	FG	FGA	Pct.	FT	FTA	Pct.	REB	Avg.	Ast.	TO	Blk	Stl	Pts.	Avg.
2013-14	31	28	908	29.3	128	288	.444	21	70	.300	66	91	.725	122	3.9	82	64	5	39	343	11.1
2014-15	33	33	1035	31.4	214	435	.492	35	99	.354	94	123	.764	139	4.2	68	55	3	47	557	16.9
TOTAL	64	61	1943	30.4	342	723	.473	56	169	.331	160	214	.748	261	4.1	150	119	8	86	900	14.1

#25



KHAILA PRATHER

SOPHOMORE | FORWARD | 6-1

Upper Marlboro, Md. | Riverdale Baptist

As a Freshman (2014-15): Played in all 33 games and ranked third on the team with 15 blocked shots ... Grabbed 105 rebounds on the season ... Made her Miami debut against Oakland (11/14), scoring four points in the game ... Had a then-career-best six rebounds in 13 minutes in the win over North Florida (11/21) to tie for the game high ... Grabbed five rebounds against Illinois State (11/28) ... Her five rebounds in 11 minutes against Jacksonville (12/6) tied for the game high ... Set career highs with six points and three made field goals against Florida A&M (12/28), also grabbing five rebounds in the game ... Matched career highs with six points, a team-high six rebounds, three made field goals and two steals in the Miami Holiday Tournament championship game against LSU (12/29) ... Blocked multiple shots for the first time in her career in the win over Boston College (1/4) ... Matched a career high with six rebounds in 20 minutes of action at Virginia Tech (1/11) ... Set a then-career high with 23 minutes played against Virginia (1/21) and also equaled her then-career best with six rebounds ... Blocked two shots at fourth-ranked Louisville (1/25), tying her career best ... Recorded multiple assists for the first time in her career against Virginia Tech (2/5) and also equaled her career high with two blocks ... Grabbed a team-leading, career-high 10 rebounds at No. 9/8 Florida State (2/8) and also played a career-high 27 minutes in the game.

High School: Graduated from Riverdale Baptist School ... Averaged 12 points, 12 rebounds and 2.5 blocks as a senior, and her team was ranked No. 10 by ESPN ... Won the Dick's Sporting Goods High School National Tournament at Madison Square Garden as a senior and the National Association of Christian Athletes championship ... McDonald's All-American Game nominee and MVP of the 2014 Roundball Classic ... Selected to the All-Gazette Second Team as a senior ... As a junior at North Point High School, helped the team to a 4A state title and the first undefeated season in school history at 27-0, finishing No. 25 in the ESPN rankings ... Started every game of her high school basketball career ... Received two varsity letters in cross country and two in track and field ... Won the Minds in Motion Scholar Award and the Scholar Athlete Award at North Point ... Riverdale Baptist Distinguished Honor Roll as a senior, North Point Highest Honors and Honor Roll the prior three years ... Member of the National Honor Society ... Tianna Hawkins of the Washington Mystics also attended Riverdale Baptist.

Personal: Full name is Khaila Alese Prather ... Name is pronounced KAY-Luh PRAY-Thur ... Nicknames are "KP" and "KK" ... Born June 21, 1996 ... Parents are Craig and Susan Prather ... Has an older brother, Craig, Jr. ... Father is a captain in the U.S. Navy and played basketball at the U.S. Naval Academy, where he was a teammate of eventual NBA Hall of Famer David Robinson on the 1986-87 team that went 30-5 ... Majoring in arts and sciences (pre-health) ... Career goal is to be a pediatrician ... Enjoys writing poetry and reading ... Athletic role models are Elena Delle Donne of the Chicago Sky and Candace Parker of the Los Angeles Sparks.

2014-15			
Opposition	P	R	A
Oakland	4	1	0
at Middle Tennessee	0	3	0
North Florida	3	6	0
Arizona State	0	0	0
Illinois State	2	5	0
Tulsa	2	4	1
Wisconsin	0	2	0
Jacksonville	2	5	0
Coppin State	5	4	1
vs. UCLA	0	0	0
at Tulane	0	0	0
Florida A&M	6	5	1
LSU	6	6	0
Boston College	4	2	0
Notre Dame	2	3	0
at Virginia Tech	4	6	1
Clemson	2	5	0
at Duke	2	3	0
Virginia	2	6	1
at Louisville	2	3	0
at Pittsburgh	0	6	0
Virginia Tech	0	2	2
at Florida State	2	10	0
at Syracuse	2	3	0
Georgia Tech	1	1	0
at NC State	0	1	0
North Carolina	1	2	0
at Wake Forest	0	2	0
Florida State	2	2	0
vs. Virginia	0	0	0
vs. Notre Dame	2	3	0
vs. Washington	1	1	0
at Iowa	2	3	0

Prather Season / Career Highs

- Points**
- Season: 6*, vs. LSU, 12/29/14
- Career: 6*, vs. LSU, 12/29/14
- ACC: 4*, at Virginia Tech, 1/11/15
- Rebounds**
- Season: 10, at Florida State, 2/8/15
- Career: 10, at Florida State, 2/8/15
- ACC: 10, at Florida State, 2/8/15
- Assists**
- Season: 2, vs. Virginia Tech, 2/5/15
- Career: 2, vs. Virginia Tech, 2/5/15
- ACC: 2, vs. Virginia Tech, 2/5/15
- Steals**
- Season: 2*, vs. LSU, 12/29/14
- Career: 2*, vs. LSU, 12/29/14
- ACC: 1*, vs. Florida State, 3/1/15
- Blocked Shots**
- Season: 2*, vs. Virginia Tech, 2/5/15
- Career: 2*, vs. Virginia Tech, 2/5/15
- ACC: 2*, vs. Virginia Tech, 2/5/15
- Field Goals Made**
- Season: 3*, vs. LSU, 12/29/14
- Career: 3*, vs. LSU, 12/29/14
- ACC: 2*, vs. Virginia Tech, 2/5/15
- Field Goal Attempts**
- Season: 6, vs. Florida A&M, 12/28/14
- Career: 6, vs. Florida A&M, 12/28/14
- ACC: 5, vs. Clemson, 1/15/15
- Free Throws Made**
- Season: 3, vs. North Florida, 11/21/14
- Career: 3, vs. North Florida, 11/21/14
- ACC: 2*, vs. Florida State, 3/1/15
- Free Throw Attempts**
- Season: 4+*, vs. Washington, 3/20/15
- Career: 4+*, vs. Washington, 3/20/15
- ACC: 4, vs. Florida State, 3/1/15
- 3-Point Field Goals Made**
- Season: N/A
- Career: N/A
- ACC: N/A
- 3-Point Field Goal Attempts**
- Season: N/A
- Career: N/A
- ACC: N/A
- Minutes**
- Season: 27, at Florida State, 2/8/15
- Career: 27, at Florida State, 2/8/15
- ACC: 27, at Florida State, 2/8/15

* Recorded more than once with most recent listed + NCAA Tournament game

HURRICANES

CAREER STATISTICS																					
Season	GP	GS	Min.	Avg.	FG	Total FGA	Pct.	FG	3-Point FGA	Pct.	Free Throws FT	Free Throws FTA	Pct.	Rebounds REB	Avg.	Ast.	TO	Blk	Stl	Pts.	Scoring Avg.
2014-15	33	0	393	11.9	22	69	.319	0	0	.000	17	36	.472	105	3.2	7	30	15	11	61	1.8
CAREER	33	0	393	11.9	22	69	.319	0	0	.000	17	36	.472	105	3.2	7	30	15	11	61	1.8



JESSICA THOMAS

JUNIOR | GUARD | 5-6

#3

Gainesville, Fla. | Buchholz

As a Sophomore (2014-15): Started 32 of 33 games and led Miami in total assists (74) and made 3-pointers (45) ... Finished second on the team in points (9.3), steals (1.2) and minutes (26.3) per game ... Posted double figures 13 times, ending the season with the three highest points totals of her career in the final three games ... Pulled down five-plus rebounds four times in the final seven games of the year after doing so just twice in the first 57 games of her career ... Recorded a game-high four assists in the season opener against Oakland (11/14) ... Led the team with a then-career-high 17 points and three made 3-pointers at Middle Tennessee (11/17) ... Scored 11 points and had a game-high five assists in the win over North Florida (11/21) ... Had 14 points and a game-high five assists against Illinois State (11/28) ... Posted 10 points and tied for a game-high three assists in the Miami Thanksgiving Tournament championship win over Tulsa (11/29) ... Scored 13 points, hit three shots from 3-point range and tied for a game-high five rebounds against Jacksonville (12/6) ... Tied game highs with five assists, matching her season best, and three steals, equaling her then-career high, in the win over Coppin State (12/13) ... Scored 11 points in the victory against Florida A&M (12/28) and set a new career high in steals with five ... Finished with 12 points, four rebounds and three assists against Boston College (1/4) ... Netted a then-career-high 18 points and matched her then-career best with six made field goals in the victory over Virginia (1/21), while also committing just one turnover in 25 minutes and making all four of her free throw attempts ... Had zero turnovers in a then-career-high 35 minutes at fourth-ranked Louisville (1/25), while tying for the team lead in assists and steals with three each ... Posted 14 points at No. 9/8 Florida State (2/8) to tie for the team lead ... Had a career-high seven assists and just two turnovers in a then-career-high-tying 35 minutes of play in the win at No. 23/22 Syracuse (2/12) ... Dished out a game-high-tying five assists at NC State (2/19), her fifth game of the season with five-plus assists ... Scored 12 points and tied for the team lead with a career-high nine rebounds against No. 17/14 North Carolina (2/22) ... Posted five rebounds and tied for the game high with three assists in the win over Virginia (3/5) in the second round of the ACC Tournament ... Scored a career-high 24 points on 9-of-14 shooting to lead all players in scoring against second-ranked Notre Dame (3/6) in the ACC Tournament quarterfinals, while also setting career bests in field goals made (nine) and minutes played (36) ... Posted 19 points and six rebounds in Miami's win over No. 6 seed Washington (3/20) in the first round of the NCAA Tournament and also set career highs in free throws made (six) and attempted (10), with the six makes tied for ninth in an NCAA Tournament game in program history and the 10 attempts tied for fifth ... Scored a team-high 20 points to become the 16th Hurricane to reach 20 in an NCAA Tournament game, tied for the team lead with three assists and played a career-high 37 minutes in the second round against third-seeded Iowa (3/22), with her 11 3-point attempts the most in an NCAA Tournament contest in program history, her 22 field goal attempts tied for fourth and her three made 3-pointers tied for third.

As a Freshman (2013-14): Played in all 31 games, starting two ... Averaged 5.1 points, 1.9 rebounds and 1.6 assists in 17.2 minutes per game ... Totaled 158 points, 58 rebounds and 50 assists in 533 minutes ... Hit 34.2 percent (52-of-152) of shots from field, 26.1 percent (24-of-92) from 3-point range and 73.2 percent (30-of-41) at free throw line ... Appeared in every ACC game where she averaged 3.8 points and 1.5 rebounds in 14.7 minutes ... Totaled 60 points, 22 assists and 24 rebounds... Hit 29.9 percent (20-of-67) shots from field, 17.5 percent (7-of-40) from three and 92.9 percent (13-of-14) at free throw line ... Scored in double figures in first five games of career ... Finished the year with eight double-digit scoring games ... Season highs: 15 points at Oakland, 11/19/13; 5 rebounds at Oakland, 11/19/13; 6 assists at Oakland, 11/19/13; 3 steals vs. Yale, 11/25/13; 29 minutes played vs. UNF, 11/8/13.

High School: Graduated from Buchholz High School ... Named 2013 Florida Miss Basketball ... Named all-state, first team all-area, 7A MVP and Father Lopez Christmas Tournament MVP ... Named team captain and Queen of the Court ... Averaged 32 points, six assists and three steals in senior season ... Team won class 7A State Championship ... Also member of the golf team ... Member of National Honor Society and was named Scholar-Athlete of the Year.

Personal: Full name is Jessica Lauren Thomas ... Goes by JT ... Born on Oct. 27, 1994, in Gainesville, Fla. ... Majoring in communications ... Daughter of Tara and Larone Thomas ... Has three older brothers, Eric, Daren and Lamar, who played football at Miami and in the NFL.

2013-14			
Opposition	P	R	A
North Florida	13	2	2
Richmond	10	4	1
Middle Tennessee	11	4	2
at Oakland	15	5	6
Yale	10	2	3
St. Francis Brooklyn	9	4	2
Missouri	3	1	0
at Minnesota	0	1	0
Coppin State	4	2	0
at Arizona State	10	2	1
Morgan State	2	4	3
New Mexico	2	1	2
Penn	3	1	2
at Wake Forest	4	4	0
Florida State	0	1	1
at Virginia Tech	9	3	2
at Boston College	4	0	1
NC State	5	0	1
at Notre Dame	7	2	3
at Clemson	11	3	2
Duke	0	2	2
at North Carolina	4	3	5
Georgia Tech	11	3	4
Maryland	0	0	0
at Florida State	0	1	0
Syracuse	2	0	0
Wake Forest	0	0	0
at Virginia	3	2	0
Pittsburgh	0	0	1
vs. Florida State	6	1	2
Stetson	2	2	3

2014-15			
Opposition	P	R	A
Oakland	7	2	4
at Middle Tennessee	17	2	0
North Florida	11	3	5
Arizona State	5	0	2
Illinois State	14	1	5
Tulsa	10	4	3
Wisconsin	5	1	1
Jacksonville	13	5	1
Coppin State	8	2	5
vs. UCLA	0	2	1
at Tulane	5	3	1
Florida A&M	11	0	3
LSU	9	1	2
Boston College	12	4	3
Notre Dame	2	2	0
at Virginia Tech	9	1	1
Clemson	9	2	2
at Duke	8	2	3
Virginia	18	0	2
at Louisville	8	3	4
at Pittsburgh	7	3	0
Virginia Tech	2	3	0
at Florida State	14	3	1
at Syracuse	8	4	7
Georgia Tech	5	3	2
at NC State	0	2	5
North Carolina	12	9	1
at Wake Forest	4	5	3
Florida State	3	0	0
vs. Virginia	8	5	3
vs. Notre Dame	24	3	1
vs. Washington	19	6	1
at Iowa	20	1	3

Thomas Season / Career Highs

Points
 Season: 24!, vs. Notre Dame, 3/6/15
 Career: 24!, vs. Notre Dame, 3/6/15
 ACC: 18, vs. Virginia, 1/21/15

Rebounds
 Season: 9, vs. North Carolina, 2/22/15
 Career: 9, vs. North Carolina, 2/22/15
 ACC: 9, vs. North Carolina, 2/22/15

Assists
 Season: 7, at Syracuse, 2/12/15
 Career: 7, at Syracuse, 2/12/15
 ACC: 7, at Syracuse, 2/12/15

Steals
 Season: 5, vs. Florida A&M, 12/28/14
 Career: 5, vs. Notre Dame, 12/28/14
 ACC: 4, vs. Virginia, 1/21/15

Blocked Shots
 Season: 1*, vs. North Carolina, 2/22/15
 Career: 1*, vs. North Carolina, 2/22/15
 ACC: 1*, vs. North Carolina, 2/22/15

Field Goals Made
 Season: 9!, vs. Notre Dame, 3/6/15
 Career: 9!, vs. Notre Dame, 3/6/15
 ACC: 6, vs. Virginia, 1/21/15

Field Goal Attempts
 Season: 22+, at Iowa, 3/22/15
 Career: 22+, at Iowa, 3/22/15
 ACC: 15, at Florida State, 2/8/15

Free Throws Made
 Season: 6+, vs. Washington, 3/20/15
 Career: 6+, vs. Washington, 3/20/15
 ACC: 6, at Clemson, 1/26/14

Free Throw Attempts
 Season: 10, vs. Washington, 3/20/15
 Career: 10, vs. Washington, 3/20/15
 ACC: 6, at Clemson, 1/26/14

3-Point Field Goals Made
 Season: 3+*, at Iowa, 3/22/15
 Career: 4, at Oakland, 11/19/13
 ACC: 3*, vs. Boston College, 1/4/15

3-Point Field Goal Attempts
 Season: 11+~, at Iowa, 3/22/15
 Career: 11+~, at Iowa, 3/22/15
 ACC: 9, at Duke, 1/18/15

Minutes
 Season: 37+, at Iowa, 3/22/15
 Career: 37+, at Iowa, 3/22/15
 ACC: 35, at Syracuse, 2/12/15

* Recorded more than once with most recent listed
 ! ACC Tournament game
 + NCAA Tournament game
 ~ Program NCAA Tournament record

CAREER STATISTICS

Season	GP	GS	Min.	Avg.	Total			3-Point			Free Throws			Rebounds			Scoring				
					FG	FGA	Pct.	FG	FGA	Pct.	FT	FTA	Pct.	REB	Avg.	Ast.	TO	Blk	Stl	Pts.	Avg.
2013-14	31	2	533	17.2	52	152	.342	24	92	.261	30	41	.732	58	1.9	50	57	3	27	158	5.1
2014-15	33	32	868	26.3	106	309	.343	45	155	.290	50	68	.735	88	2.7	74	66	2	41	307	9.3
TOTAL	64	34	1401	21.9	158	461	.343	69	247	.279	80	109	.734	146	2.3	124	123	5	68	465	7.3



ZADA WILLIAMS

FRESHMAN | FORWARD/CENTER | 6-2

#22

Babson Park, Fla. | Lake Wales

High School: Graduated from Lake Wales High School ... Ranked as a three-star recruit by espnW HoopGurlz ... FABC/Source Hoops 6A Second Team All-State and PolkPreps.com First Team All-County as a senior ... McDonald's All-American Game nominee ... As a team captain, led her team to a 19-4 record as a senior, including 9-3 in conference play ... Named First Team All-County by PolkPreps.com as a junior after averaging 16.2 points, 10.0 rebounds and 4.0 assists per game and was selected to the second team as a sophomore ... Helped her team to a regional championship game appearance as a sophomore ... Tabbed as the Region 13 5A Player of the Year as a freshman ... Earned one varsity letter in volleyball and one in track and field ... Named to the honor roll.

Personal: Full name is Zada Keandre Williams ... First name is pronounced ZAY-Duh ... Born Dec. 12, 1996 ... Parents are Kindreck and Andrea Williams ... Father is a teacher and mother is a guidance counselor ... Has a younger sister, Zaria ... Intends to major in chemistry on a pre-med track ... Career goal is to work in forensic science ... Favorite athlete is LeBron James ... Best sports memory is making the regional finals as a sophomore ... Chose Miami because of its blend of great academics and a great basketball experience ... Committed to Miami over Auburn, LIU, Southern Miss and Virginia Tech.



MICHELLE Woods

RS SENIOR | GUARD | 5-8

#10

Naples, Fla. | Community

As a Redshirt Junior (2014-15): Played in all 33 games with 15 starts and posted double figures in points 13 times, with 10 in the final 17 games ... Ranked second on the team in total assists (73), free throws made (77) and free throws attempted (112), plus third in made 3-pointers (36) ... Finished third on Miami in both points (8.5) and minutes (25.9) per game ... Started the season opener against Oakland (11/14) in her return to the court after missing 2013-14 due to injury ... Scored 11 points in the road opener at Middle Tennessee (11/17), setting then-career highs in free throws made (seven) and attempted (13) ... Scored a then-season-high 17 points against UCLA (12/18), connecting on three shots from 3-point range to also set a then-season best ... Led all scorers by tying her then-season best with 17 points in Miami's victory over Florida A&M (12/28) and also set new then-season bests in assists (four), made 3-pointers (four) and made field goals (six), and her 80 percent shooting from beyond the arc tied the eighth-best mark in program history (min. 4 3PA) ... Matched her then-season high with a game-high four assists in the Miami Holiday Tournament championship game win over LSU (12/29) ... Recorded four assists for the third-straight game and also set a then-season best with seven rebounds against Boston College (1/4) ... Scored nine points in the victory over fourth-ranked Notre Dame (1/8) ... Netted 12 points in the win against Clemson (1/15) ... Scored 12 points and dished out a game-high five assists, good for a then-season best, in Miami's win against Virginia (1/21) ... Posted 10 points at fourth-ranked Louisville (1/25) and also tied for the team lead in assists (three) and steals (three) ... Scored double digits for the third-consecutive game, recording 11 points at Pittsburgh (2/1), and also tied for the team lead with three assists ... Matched her career best with a team-high eight rebounds in the win over Virginia Tech (2/5) ... Scored 15 points and grabbed a team-high six rebounds in the victory at No. 23/22 Syracuse (2/12), while setting career highs in free throws made (13) and attempted (15) ... Had 13 points, with 10 in the final four minutes, including the go-ahead 3-pointer with 33 seconds left, against Georgia Tech (2/15) and also tied for the team lead with six rebounds ... Tied career highs in points (20) and field goals made (seven) at NC State (2/19), as well as matched her season high in 3-pointers made (four) ... Poured in a game-high 18 points and grabbed six rebounds against No. 17/14 North Carolina (2/22), her fourth-straight game with 13-plus points and five-plus rebounds ... Played a career-high 36 minutes, scored 12 points and matched a career best with six assists to tie for the game high against No. 9/8 Florida State (3/1) ... Recorded 17 points and shot 7-of-11 at the free throw line in the victory over sixth-seeded Washington (3/20) in the first round of the NCAA Tournament, with the seven makes tied for fifth in program history in an NCAA Tournament game and the 11 attempts tied for second ... Her game-high three steals against Iowa (3/22) in the second round of the NCAA Tournament tied for the ninth-most in an NCAA Tournament game in program history.

As a Junior (2013-14): Redshirted due to chest injury.

As a Sophomore (2012-13): Grabbed a career-best eight rebounds vs. Virginia Tech in the first round of the ACC Tournament (3/7) ... Scored nine points vs. Florida State (2/10) ... Poured in 15 points, grabbed five rebounds and dished out six assists vs. Virginia Tech (2/3) ... Scored 15 points to go with five rebounds and four assists vs. NC State (12/20) ... Dished out a career-best six assists to go with nine points vs. Alcorn State (12/3) ... Scored 11 points and grabbed five rebounds in Miami's win over No. 6 Penn State (11/29) ... For second-straight game, scored a new career best, pouring in 20 at Richmond (11/12) ... Scored career-best 19 points while hitting 5-of-7 3-pointers, also added four rebounds vs. North Florida (11/9).

As a Freshman (2011-12): Grabbed season-best five rebounds vs. North Carolina (2/8) ... Scored eight points to go with three assists vs. Clemson (2/5) ... Dished out team-high four assists at Boston College (1/29) ... Scored nine points and grabbed three rebounds vs. Wake Forest (1/26) ... Grabbed season-best four rebounds vs. Holy Cross (12/28) ... In only 11 minutes at Georgetown (12/21), hit three 3-pointers in seven attempts, for all nine points ... Scored freshman season-high 13 points vs. Louisiana-Monroe (12/16) to go along with five assists and three steals ... Scored seven points with pair of assists vs. USF (11/24) ... Had six steals to go with five points and three assists against Prairie View A&M (11/17) ... In collegiate debut against Texas-Pan American (11/11), scored seven points and hit one of three UM 3-pointers, to go along with three steals.

High School: Graduated from Community School of Naples ... Ranked as high as No. 44 overall prospect by ESPN HoopGurlz and No. 10 best shooting guard by AllStarGirlsReport.com ... Finished high school with 2,365 career points ... Averaged 18 points, 5.5 rebounds and 4.0 assists per game at Naples Community School ... Named 2A State Player of the Year during sophomore and senior years ... Led team to two state championships and five district championships.

2011-12		P	R	A
Opposition				
Texas Pan-American	7	1	0	0
at Tennessee	0	1	0	0
Prairie View A&M	5	1	3	3
at Alaska-Anchorage	4	0	1	1
vs. USF	7	2	2	2
Longwood	2	3	1	1
at Michigan State	5	2	0	0
Rutgers	0	2	0	0
Mississippi	3	2	0	0
Louisiana-Monroe	13	3	5	5
at Georgetown	9	1	0	0
Holy Cross	2	4	0	0
VCU	0	0	3	3
at North Carolina	0	0	1	1
NC State	0	0	0	0
at Georgia Tech	2	0	1	1
Maryland	-	-	-	-
at Florida State	0	0	0	0
at Virginia	0	0	1	1
Virginia Tech	1	2	1	1
Wake Forest	9	3	0	0
at Boston College	0	0	4	4
Clemson	8	4	3	3
North Carolina	1	5	2	2
at Maryland	1	2	0	0
at NC State	3	1	1	1
Florida State	0	0	0	0
at Duke	2	0	1	1
Boston College	2	2	0	0
vs. Wake Forest	2	1	0	0
vs. Idaho State	7	1	0	0
at Gonzaga	2	1	0	0

2012-13		P	R	A
Opposition				
North Florida	19	4	0	0
at Richmond	20	2	1	1
Tennessee	17	4	2	2
Florida Atlantic	4	4	4	4
Radford	4	1	2	2
Penn State	11	5	1	1
Alcorn State	9	3	6	6
Davidson	5	4	1	1
at Rutgers	1	1	0	0
NC State	15	5	4	4
Central Conn. State	0	2	4	4
Wisconsin	6	3	4	4
Clemson	8	2	4	4
Virginia	2	3	2	2
at Maryland	1	2	2	2
at Florida State	0	0	1	1
Georgia Tech	-	-	-	-
at Virginia	0	0	0	0
at Wake Forest	7	1	1	1
North Carolina	4	1	0	0
at Duke	6	3	4	4
Virginia Tech	15	5	6	6
at Clemson	0	2	1	1
Florida State	9	2	2	2
Boston College	3	4	4	4
at NC State	2	1	1	1
at Georgia Tech	3	3	1	1
Duke	2	3	2	2
at Virginia Tech	3	1	4	4
vs. Virginia Tech	4	8	1	1
vs. Florida State	2	2	0	0
at Iowa	2	7	1	1

2014-15		P	R	A
Opposition				
Oakland	5	4	2	2
at Middle Tennessee	11	4	0	0
North Florida	2	3	3	3
Arizona State	9	3	2	2
Illinois State	8	6	1	1
Tulsa	3	5	2	2
Wisconsin	0	4	0	0
Jacksonville	3	4	2	2
Coppin State	0	2	1	1
vs. UCLA	17	5	3	3
at Tulane	5	2	1	1
Florida A&M	17	5	4	4
LSU	5	4	4	4
Boston College	3	7	4	4
Notre Dame	9	2	2	2
at Virginia Tech	3	3	2	2
Clemson	12	4	2	2
at Duke	2	3	3	3
Virginia	12	1	5	5
at Louisville	10	4	3	3
at Pittsburgh	11	3	3	3
Virginia Tech	8	8	0	0
at Florida State	5	1	3	3
at Syracuse	15	6	3	3
Georgia Tech	13	6	1	1
at NC State	20	5	1	1
North Carolina	18	6	1	1
at Wake Forest	9	0	2	2
Florida State	12	3	6	6
vs. Virginia	5	4	1	1
vs. Notre Dame	4	3	1	1
vs. Washington	17	4	2	2
at Iowa	6	2	3	3

Woods Season / Career Highs

Points
 Season: 20, at NC State, 2/19/15
 Career: 20*, at NC State, 2/19/15
 ACC: 20, at NC State, 2/19/15

Rebounds
 Season: 8, vs. Virginia Tech, 2/5/15
 Career: 8*, vs. Virginia Tech, 2/5/15
 ACC: 8*, vs. Virginia Tech, 2/5/15

Assists
 Season: 6, vs. Florida State, 3/1/15
 Career: 6*, vs. Florida State, 3/1/15
 ACC: 6*, vs. Florida State, 3/1/15

Steals
 Season: 3, at Tulane, 12/19/14
 Career: 6, vs. Prairie View A&M, 11/17/11
 ACC: 3*, at Louisville, 1/25/15

Blocked Shots
 Season: 2, at Wake Forest, 2/26/15
 Career: 2*, at Wake Forest, 2/26/15
 ACC: 2, at Wake Forest, 2/26/15

Field Goals Made
 Season: 7, at NC State, 2/19/15
 Career: 7*, at NC State, 2/19/15
 ACC: 7, at NC State, 2/19/15

Field Goal Attempts
 Season: 14, at NC State, 2/19/15
 Career: 14, at NC State, 2/19/15
 ACC: 14, at NC State, 2/19/15

Free Throws Made
 Season: 13, at Syracuse, 2/12/15
 Career: 13, at Syracuse, 2/12/15
 ACC: 13, at Syracuse, 2/12/15

Free Throw Attempts
 Season: 15, at Syracuse, 2/12/15
 Career: 15, at Syracuse, 2/12/15
 ACC: 15, at Syracuse, 2/12/15

3-Point Field Goals Made
 Season: 4*, at NC State, 2/19/15
 Career: 5, vs. North Florida, 11/9/12
 ACC: 4, at NC State, 2/19/15

3-Point Field Goal Attempts
 Season: 9, at NC State, 2/19/15
 Career: 9, at NC State, 2/19/15
 ACC: 9, at NC State, 2/19/15

Minutes
 Season: 36, vs. Florida State, 3/1/15
 Career: 36, vs. Florida State, 3/1/15
 ACC: 36, vs. Florida State, 3/1/15

*Recorded more than once with most recent listed

Season	CAREER STATISTICS			Total			3-Point			Free Throws			Rebounds			Scoring					
	GP	GS	Min.	Avg.	FG	FGA	Pct.	FG	FGA	Pct.	FT	FTA	Pct.	REB	Avg.	Stl	Blk	Pts.	Avg.		
2011-12	31	0	350	11.3	29	92	.315	15	58	.259	24	33	.727	44	1.4	30	31	0	31	97	3.1
2012-13	31	15	698	22.5	62	183	.339	24	83	.289	36	62	.581	88	2.8	67	85	7	35	184	5.9
2013-14	0	0	0	0.0	0	0	.000	0	0	.000	0	0	.000	0	0.0	0	0	0	0	0	0.0
2014-15	33	15	856	25.9	83	240	.346	36	114	.316	77	112	.688	126	3.8	73	66	5	31	279	8.5
TOTAL	95	30	1904	20.0	174	515	.338	75	255	.294	137	207	.662	258	2.7	170	182	12	97	560	5.9



2014-15 REVIEW

Box Scores	36-39
Season Statistics.....	40
ACC Statistics.....	41
® Postseason Statistics	42
Team Game-by-Game	43
Team Game Highs.....	44
Team Game Lows	45
Opponent Game Highs.....	46
Opponent Game Lows	47
Player Game-by-Game Highs	48-49
Player Game Highs.....	50-51
Opponent Player Game Highs	52-53
Category Leaders.....	54-55
Player Game-by-Game Points-Rebounds-Assists	56

BOX SCORES

Official Basketball Box Score -- Game Totals -- Final Statistics

OAKLAND vs MIAMI

11/17/14 1:45 at BankUnited Center | Coral Gables, Fla.

OAKLAND 53 • 0-1		Total		3-Prtr		Rebounds		FT-FTA		Off Def Tot		PF		TP		A To Bk Blk		Stl		Min	
#	Player	FG	FGA	FG%	FTA	FTA%	FT	FTA	FT%	Off	Def	Total	PF	TP	A	To	Bk	Blk	Stl	Min	
2	RUSSELL, Sinclair	2	9	0.1	2	3	5	4	1	4	1	0	1	4	1	0	0	0	0	14	
4	NASH, Olivia	1	17	3.8	1	10	4	1	24	1	1	0	2	34							
8	POPEKY, Elena	2	11	1.4	2	1	2	3	7	2	5	0	2	30							
22	ANDERSON, Nola	1	9	0.1	4	0	6	6	3	6	2	0	1	35							
27	APSEY, Peyton	2	4	2.0	4	0	4	1	6	2	1	0	3	32							
32	TAYLOR, Korin	4	10	4.0	1	2	0	1	3	3	0	0	15								
33	MINIFEE, Zakiya	0	2	0.0	1	2	1	3	1	2	1	0	3	16							
37	SOMMERFIELD, Leah	2	5	0.0	1	0	4	4	5	4	2	0	0	13							
38	CARLTON, Amy	0	1	0.0	0	2	0	0	0	0	0	0	0	9							
Team		1		2		3		3		1		2		1		1		1		200	
Totals		19-62	6-19	9-14	17	27	44	16	53	12	19	1	11	200							
FG % 1st Half: 7-26 26.9%		2nd Half: 12-36 33.3%		Game: 19-62 30.6%		Deatball		Rebounds		0		3		3		3		3		3	
3FG % 1st Half: 2-7 28.6%		2nd Half: 4-12 33.3%		Game: 6-19 31.6%		Deatball		Rebounds		0		3		3		3		3		3	
FT % 1st Half: 6-9 66.7%		2nd Half: 3-5 60.0%		Game: 9-14 64.3%		Deatball		Rebounds		0		3		3		3		3		3	

Officials: Diana DePaul, Daryl Humphrey, Paulani Spurlock
Technical fouls: OAKLAND: None. MIAMI: None.
Attendance: 2726

MIAMI 66 • 1-0

MIAMI 66 • 1-0		Total		3-Prtr		Rebounds		FT-FTA		Off Def Tot		PF		TP		A To Bk Blk		Stl		Min	
#	Player	FG	FGA	FG%	FTA	FTA%	FT	FTA	FT%	Off	Def	Total	PF	TP	A	To	Bk	Blk	Stl	Min	
21	Jassany Williams	0	3	0.0	0	0	2	3	0	0	2	0	0	14							
40	Jessica Thomas	3	9	1.6	0	0	2	2	3	7	4	2	0	29							
22	Michelle Woods	1	5	1.3	2	1	3	4	3	5	2	0	1	29							
10	Adrienne Motley	9	15	1.2	2	3	1	5	6	3	2	1	3	33							
33	Suryia McGuire	4	10	1.2	3	7	4	6	10	1	2	0	0	20							
00	Keyanna Harris	0	1	0.0	0	0	0	0	0	1	0	0	2	3							
00	Nyqia Greene	2	3	2.3	2	1	1	1	8	0	1	0	1	15							
12	Laura Quevedo	4	10	1.2	3	7	4	6	10	1	2	0	0	20							
15	Nicole Sterling	0	1	0.0	0	0	0	0	0	1	0	0	1	11							
25	Khaila Prather	1	1	0.0	2	1	1	4	4	0	0	0	0	9							
30	Erykah Davenport	3	5	0.0	1	1	2	6	6	4	1	1	1	8							
Team		4		4		4		4		1		2		1		1		1		200	
Totals		24-59	7-21	11-16	13	31	44	20	66	11	16	5	12	200							
FG % 1st Half: 10-24 41.7%		2nd Half: 14-35 40.0%		Game: 24-59 40.7%		Deatball		Rebounds		0		3		3		3		3		3	
3FG % 1st Half: 7-17 41.2%		2nd Half: 0-0 0.0%		Game: 7-17 33.3%		Deatball		Rebounds		0		3		3		3		3		3	
FT % 1st Half: 6-9 66.7%		2nd Half: 8-13 61.5%		Game: 14-22 64.0%		Deatball		Rebounds		0		3		3		3		3		3	

Officials: Diana DePaul, Daryl Humphrey, Paulani Spurlock
Technical fouls: OAKLAND: None. MIAMI: None.
Attendance: 2726

MIAMI 66 • 1-0

MIAMI 66 • 1-0		Score by periods		1st		2nd		Total		Points		In		Off		2nd		Fast		Bench	
		1st	2nd	Total	1st	2nd	Total	1st	2nd	Total	1st	2nd	Total	1st	2nd	Total	1st	2nd	Total	1st	2nd
OAKLAND	MIAMI	22	31	53	23	43	66	23	43	66	23	43	66	23	43	66	23	43	66	23	43

Score tied - 0 times. Lead changed - 0 times.

Official Basketball Box Score -- Game Totals -- Final Statistics

MIAMI vs Middle Tennessee

11/17/14 7:00 at Murfreesboro, TN (Murphy Center)

MIAMI 48 • 1-1		Total		3-Prtr		Rebounds		FT-FTA		Off Def Tot		PF		TP		A To Bk Blk		Stl		Min	
#	Player	FG	FGA	FG%	FTA	FTA%	FT	FTA	FT%	Off	Def	Total	PF	TP	A	To	Bk	Blk	Stl	Min	
21	Jassany Williams	1	4	0.0	2	2	4	6	2	4	1	0	3	25							
40	Jessica Thomas	6	16	3.6	2	3	2	2	17	0	3	0	0	29							
10	Michelle Woods	2	8	0.2	7	1	3	4	11	0	3	0	1	28							
22	Adrienne Motley	0	0	0.0	0	0	0	0	0	0	0	0	1	28							
33	Suryia McGuire	0	2	0.0	2	1	5	6	2	3	1	0	1	34							
00	Keyanna Harris	0	0	0.0	0	0	0	0	0	1	0	0	2	16							
00	Nyqia Greene	3	7	2.5	2	3	2	3	10	2	0	1	19								
12	Laura Quevedo	0	3	0.0	0	0	2	3	3	0	2	0	0	16							
15	Nicole Sterling	0	3	0.0	0	0	1	3	4	0	0	0	2	15							
25	Khaila Prather	0	0	0.0	0	0	0	0	0	0	0	0	0	16							
30	Erykah Davenport	0	0	0.0	0	0	1	1	0	2	1	0	0	6							
Team		1		1		1		1		1		1		1		1		1		200	
Totals		14-53	5-19	15-22	9	28	37	24	48	5	20	5	9	200							
FG % 1st Half: 3-13 23.0%		2nd Half: 11-30 36.7%		Game: 14-53 26.4%		Deatball		Rebounds		0		3		3		3		3		3	
3FG % 1st Half: 0-8 0.0%		2nd Half: 5-11 45.5%		Game: 5-19 26.3%		Deatball		Rebounds		0		3		3		3		3		3	
FT % 1st Half: 6-11 54.5%		2nd Half: 9-11 81.8%		Game: 15-22 68.2%		Deatball		Rebounds		0		3		3		3		3		3	

Officials: Bob Trammell, Metta Roberts, Kevin Peltis
Technical fouls: MIAMI: None. Middle Tennessee: None.
Attendance: 3806

Middle Tennessee 53 • 1-1

Middle Tennessee 53 • 1-1		Total		3-Prtr		Rebounds		FT-FTA		Off Def Tot		PF		TP		A To Bk Blk		Stl		Min	
#	Player	FG	FGA	FG%	FTA	FTA%	FT	FTA	FT%	Off	Def	Total	PF	TP	A	To	Bk	Blk	Stl	Min	
22	REUTER, Rebecca	2	6	1.3	0	0	1	3	4	5	1	0	1	19							
00	Christina Shanon	0	3	0.0	0	0	1	4	6	3	2	0	0	38							
10	SELLS, Mackenzie	1	2	1.2	0	0	1	2	3	0	2	0	0	15							
24	DOW, China	5	13	1.6	7	12	5	7	28	1	1	0	2	24							
33	Suryia McGuire	9	5	7.4	2	5	6	11	27	1	4	0	1	40							
30	SISSON, Abbey	0	1	0.0	0	0	0	0	0	1	0	1	8								
12	EDWARDS, Brea	2	6	2.6	0	0	4	4	6	0	0	0	20								
00	FRITZ, Ty	0	3	0.0	0	0	1	1	2	1	4	0	1	37							
30	LYON, Gabby	0	1	0.0	2	1	0	1	2	0	1	1	15								
30	WILLIAMS, Cayla	0	1	0.0	0	0	1	1	3	0	2	0	6								
30	POKRY, Tamara	1	1	0.0	0	0	1	2	0	0	1	1	12								
32	WARDEN, Caroline	0	1	0.0	0	0	1	1	0	2	0	1	5								
Team		4		4		4		4		1		2		1		1		1		200	
Totals		16-45	7-26	14-23	7	23	40	53	10	25	1	8	200								
FG % 1st Half: 8-22 36.4%		2nd Half: 8-23 34.8%		Game: 16-45 35.6%		Deatball		Rebounds		0		3		3		3		3		3	
3FG % 1st Half: 4-12 33.3%		2nd Half: 3-14 21.4%		Game: 7-26 26.9%		Deatball		Rebounds		0		3		3		3		3		3	
FT % 1st Half: 7-8 87.5%		2nd Half: 7-15 46.7%		Game: 14-23 60.9%		Deatball		Rebounds		0		3		3		3		3		3	

Officials: Bob Trammell, Metta Roberts, Kevin Peltis
Technical fouls: MIAMI: None. Middle Tennessee: None.
Attendance: 3806

Middle Tennessee 53 • 1-1

Middle Tennessee 53 • 1-1		Score by periods		1st		2nd		Total		Points		In		Off		2nd		Fast		Bench	
</																					

BOX SCORES

Official Basketball Box Score -- Game Totals -- Final Statistics
UCLA vs MIAMI
12/18/14 5:00 pm at New Orleans (Devlin Fieldhouse)

UCLA 67 • 3-5

#	Player	Total			3-Ptr			Rebounds			PF	TP	A	To	Bk	Stl	Min
		FG	FGA	FT	FTA	FG	FGA	FT	FTA	Off							
10	Swain, Koryn	1	3	0	0	1	2	3	4	2	0	2	0	0	0	7	
3	Costa, Caroline	1	3	0	0	1	3	4	7	1	2	0	0	0	0	30	
02	Korver, Kari	0	3	0	0	2	2	3	6	2	10	2	0	0	0	30	
05	Caldwell, Reece	1	6	1	5	0	2	2	3	3	0	4	0	1	0	31	
21	Fields, Nirra	0	19	0	0	3	4	4	8	1	15	0	1	1	1	35	
05	Canada, Jordyn	1	7	0	0	1	1	2	3	3	0	2	0	0	0	21	
11	Drummer, Laishna	6	11	0	0	5	4	9	12	0	3	1	1	2	1	21	
13	Livulo, Luana	2	0	0	0	5	5	2	6	0	2	0	0	0	0	11	
25	Billings, Monique	3	7	0	0	4	5	4	9	1	10	0	0	0	0	14	
Team						1	2										
Totals		26-70	3-19	12-21	21	31	52	24	67	6	21	2	5	20	0	200	

FG % 1st Half: 10-33 30.3% 2nd Half: 16-37 43.2% Game: 26-70 37.1%
 3FG % 1st Half: 0-7 0.0% 2nd Half: 3-12 25.0% Game: 3-19 15.8%
 FT % 1st Half: 7-10 70.0% 2nd Half: 5-9 55.6% Game: 12-19 63.2%

MIAMI 74 • 8-2

#	Player	Total			3-Ptr			Rebounds			PF	TP	A	To	Bk	Stl	Min
		FG	FGA	FT	FTA	FG	FGA	FT	FTA	Off							
12	Laura Quevedo	1	6	1	3	1	2	0	4	4	3	4	1	0	0	2	25
22	Jessica Williams	7	24	0	0	1	8	9	4	5	0	2	3	3	24	20	
02	Jessica Thomas	0	2	0	0	0	2	1	0	1	0	1	0	1	25	5	
23	Adrienne Motley	0	12	0	0	0	3	3	2	3	3	4	1	0	1	29	
33	Surya McGuire	0	3	0	0	1	3	4	2	1	2	1	0	0	2	23	
05	Nigia Greene	0	0	0	0	1	1	1	3	1	0	1	1	0	1	18	
10	Michelle Woods	4	9	0	0	3	5	2	17	3	0	0	0	0	0	27	
15	Necole Sterling	0	0	0	0	0	0	0	2	0	1	0	1	0	0	14	
25	Khalia Prather	0	0	0	0	0	0	0	1	0	0	0	0	0	0	3	
30	Erykah Davenport	2	4	0	0	1	2	4	0	1	0	1	0	0	0	12	
Team						1	3										
Totals		22-56	8-20	22-28	8	26	34	74	12	8	4	12	8	10	2	200	

FG % 1st Half: 15-30 50.0% 2nd Half: 7-26 26.9% Game: 22-56 39.3%
 3FG % 1st Half: 5-13 38.5% 2nd Half: 3-7 42.9% Game: 8-20 40.0%
 FT % 1st Half: 4-6 66.7% 2nd Half: 18-22 81.8% Game: 22-28 78.6%

Technical fouls: UCLA-None. MIAMI-None.
 Attendance: 213

Score by periods

Period	1st	2nd	Total
UCLA	27	40	67
MIAMI	39	35	74

Points in the Paint: UCLA 24, MIAMI 36
 In Off: UCLA 24, MIAMI 16
 2nd Fast Break: UCLA 16, MIAMI 29
 Last FG: UCLA 2nd-00:00, UM 2nd-01:57
 Largest lead: UCLA 9 1st-19:01, UM by 17 2nd-18:48

Official Basketball Box Score -- Game Totals -- Final Statistics
Florida A&M vs MIAMI
12/19/14 7:00 pm at New Orleans (Devlin Fieldhouse)

MIAMI 65 • 8-3

#	Player	Total			3-Ptr			Rebounds			PF	TP	A	To	Bk	Stl	Min
		FG	FGA	FT	FTA	FG	FGA	FT	FTA	Off							
02	Jessica Thomas	3	6	0	0	1	2	3	2	5	1	5	0	4	0	24	
12	Laura Quevedo	0	1	0	0	0	0	0	3	0	1	0	1	0	1	13	
21	Jessica Williams	2	6	0	0	4	6	4	9	10	1	2	2	2	29	20	
23	Adrienne Motley	0	13	0	0	2	3	1	17	1	0	0	2	0	33	33	
05	Nigia Greene	1	6	0	0	2	4	1	7	8	3	4	5	0	1	29	
00	Keyanna Harris	0	0	0	0	0	0	0	1	0	1	0	0	0	2	7	
10	Nigia Greene	0	5	0	0	0	0	0	2	0	1	0	1	0	0	10	
10	Michelle Woods	1	6	0	0	2	5	5	12	0	3	2	1	0	0	21	
15	Necole Sterling	0	13	0	0	2	4	2	6	20	1	2	1	2	27	27	
25	Khalia Prather	0	0	0	0	0	0	0	1	0	1	0	0	0	0	14	
30	Erykah Davenport	2	4	0	0	2	0	0	1	4	0	2	0	2	1	11	
Team						0	2										
Totals		23-57	7-19	12-25	14	33	26	65	10	22	3	17	20	0	2	200	

FG % 1st Half: 11-26 42.3% 2nd Half: 12-31 38.7% Game: 23-57 40.4%
 3FG % 1st Half: 2-8 25.0% 2nd Half: 5-11 45.5% Game: 7-19 36.8%
 FT % 1st Half: 4-12 33.3% 2nd Half: 8-13 61.5% Game: 12-25 48.0%

Tulane 70 • 9-1

#	Player	Total			3-Ptr			Rebounds			PF	TP	A	To	Bk	Stl	Min
		FG	FGA	FT	FTA	FG	FGA	FT	FTA	Off							
00	MOGAN, Kolby	5	7	0	0	1	8	3	4	7	1	18	4	4	0	30	
02	BLAGG, Danielle	2	9	0	0	1	2	3	1	7	1	1	0	1	0	23	
20	DALLO, Tiffany	3	4	0	0	3	4	2	4	9	3	0	2	2	23	23	
23	KAPLAN, Jamie	2	7	0	0	1	4	5	7	1	4	0	2	0	26	26	
00	YONER, Terra	2	7	0	0	2	4	2	6	4	2	0	0	0	0	21	
11	VORPANH, Leslie	1	1	0	0	2	4	2	3	4	2	0	0	0	0	16	
15	BOBOWNY, Adesewa	3	5	2	2	0	3	3	1	8	0	1	0	1	15	15	
23	LATON, Courtney	2	6	0	0	1	3	1	11	2	6	4	0	0	0	26	
45	ROGERS, Morgan	1	1	0	0	1	1	2	0	0	0	0	0	0	0	7	
45	DURU, Chiwee	0	2	0	0	3	4	1	3	0	0	0	0	0	0	13	
Team						2	6										
Totals		21-47	6-12	22-35	12	25	37	70	16	26	2	13	20	0	2	200	

FG % 1st Half: 10-27 37.0% 2nd Half: 11-20 55.0% Game: 21-47 44.7%
 3FG % 1st Half: 4-7 57.1% 2nd Half: 2-5 40.0% Game: 6-12 50.0%
 FT % 1st Half: 5-6 83.3% 2nd Half: 17-29 58.6% Game: 22-35 62.9%

Technical fouls: MIAMI-None. Tulane-None.
 Attendance: 1022

Score by periods

Period	1st	2nd	Total
UCLA	28	37	65
MIAMI	29	41	70

Points in the Paint: UCLA 20, MIAMI 33
 In Off: UCLA 22, MIAMI 23
 2nd Fast Break: UCLA 6, MIAMI 29
 Last FG: UM 2nd-01:23, TUN 2nd-02:33
 Largest lead: UM 5 1st-10:17, TUN by 16 2nd-10:30

Official Basketball Box Score -- Game Totals -- Final Statistics
Florida A&M vs MIAMI
12/18/14 4:00 pm at BankUnited Center | Coral Gables, Fla.

MIAMI 83 • 9-3

#	Player	Total			3-Ptr			Rebounds			PF	TP	A	To	Bk	Stl	Min
		FG	FGA	FT	FTA	FG	FGA	FT	FTA	Off							
02	Jessica Thomas	3	6	0	0	2	2	0	0	1	1	1	1	1	0	5	22
12	Laura Quevedo	1	4	1	1	1	3	2	2	6	2	6	2	0	0	1	20
21	Jessica Williams	5	8	0	0	3	6	1	10	0	1	0	1	0	1	17	27
23	Adrienne Motley	4	9	1	1	3	4	0	4	4	0	1	0	1	0	22	
33	Surya McGuire	0	2	0	0	1	1	0	1	0	1	0	1	0	1	3	3
05	Nigia Greene	0	0	0	0	0	0	0	0	0	0	0	0	0	0	1	13
10	Michelle Woods	5	7	0	0	3	5	2	17	3	0	0	0	0	0	0	27
15	Necole Sterling	0	0	0	0	0	0	0	2	1	2	1	2	0	0	0	14
25	Khalia Prather	3	6	0	0	3	4	1	5	6	1	0	1	0	1	21	21
30	Erykah Davenport	0	4	0	0	1	2	3	2	4	1	0	1	0	1	18	18
Team						0	0										
Totals		28-62	13-29	14-20	12	24	41	83	20	22	3	14	20	0	2	200	

FG % 1st Half: 14-34 41.2% 2nd Half: 14-28 50.0% Game: 28-62 45.2%
 3FG % 1st Half: 6-16 37.5% 2nd Half: 7-13 53.8% Game: 13-29 44.8%
 FT % 1st Half: 4-4 100.0% 2nd Half: 10-16 62.5% Game: 14-20 70.0%

Technical fouls: Florida A&M-None. MIAMI-None.
 Attendance: 1167

Score by periods

Period	1st	2nd	Total
Florida A&M	23	24	47
MIAMI	41	42	83

Points in the Paint: Florida A&M 12, MIAMI 38
 In Off: Florida A&M 12, MIAMI 19
 2nd Fast Break: Florida A&M 3, MIAMI 22
 Last FG: FAMU 2nd-03:39, UM 2nd-02:14
 Largest lead: FAMU by 5 1st-12:24, UM by 37 2nd-03:48

Official Basketball Box Score -- Game Totals -- Final Statistics
LSU vs MIAMI
12/19/14 3:20 p.m. at BankUnited Center | Coral Gables, Fla.

LSU 71 • 6-6

#	Player	Total			3-Ptr			Rebounds			PF	TP	A	To	Bk	Stl	Min
		FG	FGA	FT	FTA	FG	FGA	FT	FTA	Off							
02	BETHEL, Akiyah	1	2	0	0	1	5	4	2	4	0	1	0	1	0	19	
11	MONCRIEF, Raigyne	7	23	0	0	2	5	7	14	3	5	0	1	0	0	29	
13	HILL, Rina	2	10	0	0	0	1	2	4	2	2	0	0	0	0	27	
36	MARDEN, DASHANA	1	8	0	0	0	2	2	8	0	2	0	0	0	0	26	
42	BOYKIN, Sheila	4	8	0	0	3	4	9	1	4	0	0	0	0	0	32	
05	DEEMER, Jenna	6	7	4	5	1	2	0	0	0	17	0	0	0	0	20	
06	PEDERSEN, Annie	0	0	0	0	0	0	0	1	0	0	0	0	0	0	9	
10	RHODES, Jasmine	1	2	0	0	0	0	1	0	0	1	0	0	0	0	11	
23	AMICHA, Stephanie	0	0	0	0	1	1	0	1	0	1	0	0	0	0	9	
33	JONES, Ann	1	4	0	0	0	2	2	0	2	1	0	0	0	0	13	
Team						0	0										
Totals		30-56	8-13	3-7	6	19	25	71	21	9	21	0	1	0	2	200	

FG % 1st Half: 12-24 50.0% 2nd Half: 18-32 56.3% Game: 30-56 53.6%
 3FG % 1st Half: 4-6 66.7% 2nd Half: 4-7 57.1% Game: 8-13 61.5%
 FT % 1st Half: 2-4 50.0% 2nd Half: 1-3 33.3% Game: 3-7 42.9%

Technical fouls: LSU-None. MIAMI-None.
 Attendance: 1134

MIAMI 76 • 10-3

#	Player	Total			3-Ptr			Rebounds			PF	TP
---	--------	-------	--	--	-------	--	--	----------	--	--	----	----

BASKETBALL SCORES

Official Basketball Box Score -- Game Totals -- Final Statistics
Virginia vs MIAMI
01/21/15 7:00 p.m. at BankUnited Center | Coral Gables, Fla.

Virginia 58 • 13-6, 3-3 ACC

#	Player	Total			3-Ptr			Rebounds			PF	TP	A	To Bk	Stl	Min
		FG	FGA	FT	FTA	FT	FTA	FT	FTA	FT						
24	Lauren Moses	2	4	0	1	1	4	5	4	0	2	0	0	0	20	
42	Sarah Imovoh	3	5	0	0	1	3	8	2	1	1	1	1	1	35	
01	Mikayla Venson	4	8	2	4	0	1	1	11	2	0	0	0	0	29	
12	Breyana Mason	4	11	2	3	1	3	4	1	11	4	2	0	1	39	
5	Faith Randolph	5	15	2	4	0	3	2	14	3	4	0	0	2	36	
03	Sarah Beth Barnette	1	0	1	2	0	0	0	1	2	0	0	0	0	3	
21	Tiffany Suarez	0	0	0	0	0	2	1	0	0	0	0	0	0	9	
27	Aaliyah Hulanid El	0	1	0	0	0	1	2	0	0	0	0	0	0	9	
41	Sydney Umer	1	2	0	0	0	4	5	2	0	0	0	0	0	22	
Team																
Totals		19	49	5	11	15	23	8	27	35	23	58	11	16	1	200

FG % 1st Half: 8-24 33.3% 2nd Half: 11-25 44.0% Game: 19-49 38.8%
 3FG % 1st Half: 2-5 40.0% 2nd Half: 3-6 50.0% Game: 5-11 45.5%
 FT % 1st Half: 9-13 69.2% 2nd Half: 6-10 60.0% Game: 15-23 65.2%

MIAMI 67 • 15-4, 5-1 ACC

#	Player	Total			3-Ptr			Rebounds			PF	TP	A	To Bk	Stl	Min
		FG	FGA	FT	FTA	FT	FTA	FT	FTA	FT						
15	Nicole Sterling	1	7	0	0	1	0	1	4	2	0	1	0	0	18	
21	Jessica Williams	1	1	0	0	2	3	6	9	5	4	0	0	0	23	
02	Jessica Thomas	3	10	2	4	0	0	2	18	2	1	0	0	4	25	
23	Adrienne Motley	3	8	1	1	0	0	3	14	3	4	0	0	0	31	
33	Suryia McGuire	3	8	1	2	0	0	5	7	4	11	1	3	1	19	
00	Kayanna Harris	0	0	0	0	0	0	0	0	0	0	0	0	0	1	
05	Nigia Greene	3	7	1	5	0	0	0	7	1	0	0	0	1	18	
10	Michelle Woods	5	9	0	3	2	4	0	1	12	15	0	0	0	25	
25	Khalia Prather	1	2	0	0	0	1	5	6	1	2	1	0	0	23	
30	Erykah Davenport	1	3	0	0	1	2	3	3	0	1	0	0	0	17	
Team																
Totals		25	64	4	19	13	19	16	40	23	67	12	11	3	6	200

FG % 1st Half: 10-30 33.3% 2nd Half: 15-34 44.1% Game: 25-64 39.1%
 3FG % 1st Half: 1-2 50.0% 2nd Half: 3-7 42.9% Game: 4-9 44.4%
 FT % 1st Half: 4-7 57.1% 2nd Half: 9-12 75.0% Game: 13-19 68.4%

Officials: Susan Bauch, Mark Zent, Felicia Grinter
 Technical Fouls: Virginia-None, MIAMI-None
 Attendance: 1400
 Virginia's Lauren Moses fouls out at 3:22 second half
 Miami's Jassany Williams fouls out at 2:31 second half

Score by periods

1st	2nd	Total
27	31	58
25	42	67

Points in Paint: 10 / 14
 Turnovers: 14 / 18
 Fouls: 24 / 24

Score tied - 4 times
 Lead changed - 3 times

Official Basketball Box Score -- Game Totals -- Final Statistics
MIAMI vs #4 Louisville
01/25/15 5:04PM at KFC Yum! Center, Louisville, KY

MIAMI 55 • 15-5, 5-2 ACC

#	Player	Total			3-Ptr			Rebounds			PF	TP	A	To Bk	Stl	Min
		FG	FGA	FT	FTA	FT	FTA	FT	FTA	FT						
15	Nicole Sterling	3	8	2	6	0	0	2	8	1	1	0	1	0	23	
21	Jessica Williams	3	14	0	2	1	1	4	6	0	0	1	0	0	22	
03	Jessica Thomas	3	21	1	2	1	3	4	8	3	0	0	0	0	35	
23	Adrienne Motley	3	12	1	3	1	4	3	18	2	4	0	0	0	36	
33	Suryia McGuire	1	3	0	1	2	0	6	8	3	1	6	1	1	22	
00	Kayanna Harris	0	0	0	0	0	0	1	1	0	0	0	0	0	7	
05	Nigia Greene	0	2	0	0	0	0	1	1	0	0	0	0	0	7	
10	Michelle Woods	4	12	2	4	0	1	3	4	10	3	2	0	0	30	
25	Khalia Prather	1	3	0	0	0	1	2	2	0	0	0	0	0	16	
30	Erykah Davenport	0	1	0	0	0	1	2	0	0	0	0	0	0	9	
Team																
Totals		22	59	6	21	12	18	26	34	23	55	11	17	4	111	

FG % 1st Half: 13-26 50.0% 2nd Half: 9-31 29.0% Game: 22-59 37.3%
 3FG % 1st Half: 2-9 22.2% 2nd Half: 4-12 33.3% Game: 6-21 28.6%
 FT % 1st Half: 3-8 37.5% 2nd Half: 2-4 50.0% Game: 5-12 41.7%

#4/4 Louisville 68 • 18-2, 6-1 ACC

#	Player	Total			3-Ptr			Rebounds			PF	TP	A	To Bk	Stl	Min
		FG	FGA	FT	FTA	FT	FTA	FT	FTA	FT						
00	HAMMOND, Sara	0	3	0	1	0	2	0	4	2	0	0	3	1	21	
04	MOORE, Arica	1	3	1	5	0	6	7	4	4	3	13	3	0	31	
12	DIYR, Shawnta	3	6	0	4	0	6	3	8	1	10	0	3	1	23	
21	Carroll, Kenya	4	11	3	2	0	2	0	4	8	2	0	0	0	35	
22	SCHMIDT, Jude	4	14	2	0	0	1	2	3	0	4	3	0	0	31	
02	HINES-ALLEN, Myshia	10	11	0	0	3	5	8	8	1	23	1	0	0	29	
15	DENES, Megan	0	1	0	0	0	0	0	0	0	0	0	0	0	2	
21	SMITH, Bri	4	10	0	0	0	0	2	5	7	13	6	0	0	36	
25	HENDERSON, Emmonni	3	7	0	0	0	1	5	6	1	6	0	0	0	7	
Team																
Totals		24	54	2	8	18	28	39	42	13	68	19	16	2	9	

FG % 1st Half: 13-34 38.2% 2nd Half: 11-20 55.0% Game: 24-54 44.4%
 3FG % 1st Half: 1-5 20.0% 2nd Half: 1-3 33.3% Game: 2-8 25.0%
 FT % 1st Half: 0-0 0.0% 2nd Half: 18-28 64.3% Game: 18-28 64.3%

Officials: Edward Sidlasky, Joe Cunningham, Dan Outlaw
 Technical Fouls: MIAMI-None, #4/4 Louisville-Team
 Attendance: 9887

Score by periods

1st	2nd	Total
31	24	55
27	41	68

Points in Paint: 10 / 14
 Turnovers: 14 / 18
 Fouls: 24 / 24

Score tied - 2 times
 Lead changed - 2 times

Official Basketball Box Score -- Game Totals -- Final Statistics
MIAMI vs Pittsburgh
02/01/15 1:00 PM at Petersen Events Center, Pittsburgh, PA

MIAMI 66 • 15-6, 5-3 ACC

#	Player	Total			3-Ptr			Rebounds			PF	TP	A	To Bk	Stl	Min
		FG	FGA	FT	FTA	FT	FTA	FT	FTA	FT						
15	Nicole Sterling	1	6	1	3	1	0	1	2	4	3	1	0	0	20	
21	Jessica Williams	1	3	0	2	2	2	4	1	4	0	0	2	1	16	
03	Jessica Thomas	0	3	1	1	0	0	1	0	0	0	0	0	0	19	
23	Adrienne Motley	1	7	1	2	0	0	1	6	7	17	0	0	0	32	
33	Suryia McGuire	1	6	0	1	0	0	5	9	2	10	1	3	0	27	
00	Kayanna Harris	0	0	0	0	0	0	1	1	0	0	0	0	0	1	
05	Nigia Greene	0	2	0	0	0	0	0	0	0	0	0	0	0	4	
10	Michelle Woods	4	13	3	5	0	0	1	11	3	2	0	0	0	12	
25	Khalia Prather	0	1	0	0	0	0	1	5	3	0	0	0	0	20	
30	Erykah Davenport	6	10	0	1	2	6	2	13	0	2	0	2	0	20	
Team																
Totals		23	70	6	15	14	28	25	48	19	66	9	13	5	4	

FG % 1st Half: 11-31 35.5% 2nd Half: 12-39 30.8% Game: 23-70 32.9%
 3FG % 1st Half: 3-8 37.5% 2nd Half: 3-7 42.9% Game: 6-15 40.0%
 FT % 1st Half: 7-10 70.0% 2nd Half: 7-8 87.5% Game: 14-18 77.8%

Pittsburgh 81 • 14-7, 4-4 ACC

#	Player	Total			3-Ptr			Rebounds			PF	TP	A	To Bk	Stl	Min
		FG	FGA	FT	FTA	FT	FTA	FT	FTA	FT						
12	Yacine Diop	3	7	0	2	2	1	3	4	5	8	0	2	0	14	
14	Macomb Wignot	4	10	2	5	5	5	5	7	15	2	1	5	0	32	
23	Stasha Carter	6	11	2	6	0	1	2	4	6	14	1	2	5	20	
02	Ayisha Bugg	6	14	0	4	0	0	3	2	6	3	0	0	0	28	
03	Brianna Kiesel	6	14	1	5	1	0	1	5	6	1	23	7	0	36	
15	Fred Potvin	1	7	1	5	0	1	1	2	1	3	3	0	0	21	
22	Cheleah Welch	4	10	3	3	4	4	1	3	4	0	12	1	0	26	
33	Cora McManus	0	0	0	0	0	0	2	2	0	0	0	0	0	13	
Team																
Totals		24	58	9	24	24	28	11	27	38	16	81	17	8	10	

FG % 1st Half: 10-29 34.5% 2nd Half: 14-29 48.3% Game: 24-58 41.4%
 3FG % 1st Half: 4-13 30.8% 2nd Half: 4-11 36.4% Game: 9-24 37.5%
 FT % 1st Half: 12-13 92.3% 2nd Half: 12-15 80.0% Game: 24-28 85.7%

Officials: Joe Vassily (R), Karen Preato, Ben Entin
 Technical Fouls: MIAMI-None, Pittsburgh-None
 Attendance: 1401

Score by periods

1st	2nd	Total
32	34	66
37	44	81

Points in Paint: 14 / 18
 Turnovers: 14 / 18
 Fouls: 24 / 24

Score tied - 5 times
 Lead changed - 7 times

Official Basketball Box Score -- Game Totals -- Final Statistics
Virginia Tech vs MIAMI
02/05/15 7:00 p.m. at BankUnited Center | Coral Gables, Fla.

Virginia Tech 39 • 10-13, 1-9 ACC

#	Player	Total			3-Ptr			Rebounds			PF	TP	A	To Bk	Stl
---	--------	-------	--	--	-------	--	--	----------	--	--	----	----	---	-------	-----

BOX SCORES

Official Basketball Box Score -- Game Totals -- Final Statistics
MIAMI vs Wake Forest
02/26/15 7:00 p.m. at Winston-Salem, N.C. (LVM Coliseum)

MIAMI 59 • 18-10, 8-7 ACC

#	Player	Total	3-Pr	Rebounds	PF	TP	A	T	Bk	Stl	Min		
FG-FGA	FT-FTA	Off	Def	Def	Def	Def	Def	Def	Def	Def	Def		
21	Jassany Williams	f 4-7	0-0	1-4	3	2	5	3	9	0	1	22	
03	Jessica Thomas	f 1-6	1-4	1-4	4	1	5	3	4	3	1	0	25
10	Michelle Woods	g 3-6	3-6	0-0	0	0	2	9	2	2	0	29	
23	Adrienne Motley	g 7-14	4-8	1-2	2	1	3	1	19	3	1	0	36
31	Suryia McGuire	g 1-4	0-1	0-0	0	3	3	0	2	2	0	4	24
05	Keyanna Harris	g 0-1	0-0	3-4	0	0	1	3	3	0	0	1	9
06	Nigia Greene	g 1-2	1-2	1-2	0	1	2	4	0	0	0	1	13
15	Necole Sterling	g 2-7	1-4	0-0	0	2	2	5	1	1	1	0	20
25	Khalia Prather	g 0-0	0-0	0-0	2	2	3	0	0	0	0	9	
30	Erykah Davenport	g 2-3	0-0	0-0	0	2	2	4	0	0	0	13	
Team				3	0	3	0	1					
Totals		21-50	10-25	7-16	9	17	26	21	59	14	4	8	200

FG % 1st Half: 12-25 48.0% 2nd half: 9-25 36.0% Game: 21-50 42.0%
 3FG % 1st Half: 1-13 7.7% 2nd half: 4-12 33.3% Game: 5-25 20.0%
 FT % 1st Half: 3-6 50.0% 2nd half: 4-10 40.0% Game: 7-16 43.8%

Wake Forest 60 • 11-18, 2-13 ACC

#	Player	Total	3-Pr	Rebounds	PF	TP	A	T	Bk	Stl	Min			
FG-FGA	FT-FTA	Off	Def	Def	Def	Def	Def	Def	Def	Def	Def			
21	Hanbyu Deatrice	f 3-15	2-3	1-3	2	6	8	2	9	2	2	0	36	
42	Ball, Kandice	f 2-6	0-0	2-4	5	6	11	2	6	1	1	0	26	
02	Campbell, Amber	g 1-10	1-4	0-0	2	1	2	9	1	1	2	0	37	
03	Taylor, Alajiah	g 4-6	0-0	1-4	0	3	3	9	3	3	0	1	24	
05	Calcott, Melissa	g 6-9	5-7	1-2	1	2	1	18	1	2	0	2	34	
04	Jones, Mykia	g 0-1	0-1	2-2	0	2	2	1	2	2	0	0	20	
24	Atkinson, Kellia	g 0-0	0-0	0-0	0	0	0	0	0	0	1	1	5	
32	Quinn, Milan	g 2-2	0-0	0-0	1	3	2	4	0	3	1	2	12	
40	Floyd, Nicole	g 1-1	1-1	0-0	0	1	0	1	0	2	0	0	6	
Team				0	4	4								
Totals		22-50	9-16	7-15	12	26	38	13	60	12	7	4	5	200

FG % 1st Half: 12-26 46.2% 2nd half: 10-24 41.7% Game: 22-50 44.0%
 3FG % 1st Half: 4-9 44.4% 2nd half: 3-7 42.9% Game: 7-16 43.8%
 FT % 1st Half: 4-8 50.0% 2nd half: 3-7 42.9% Game: 7-15 46.7%

Officials: Billy Smith, Karen Preato, Geraldine Smith
 Technical fouls: MIAMI-None. Wake Forest-None.
 Attendance: 318

Score by periods	1st	2nd	Total
MIAMI	33	26	59
Wake Forest	34	26	60

Last FG - UM 2nd-02:20, WF 2nd-00:01.
 Largest lead - UM by 8 1st-12:14, WF by 6 2nd-09:53.

Official Basketball Box Score -- Game Totals -- Final Statistics
#9 Florida State vs MIAMI
03/01/15 3:00 p.m. at BankUnited Center | Coral Gables, Fla.

#9/8 Florida State 69 • 27-3, 14-2 ACC

#	Player	Total	3-Pr	Rebounds	PF	TP	A	T	Bk	Stl	Min			
FG-FGA	FT-FTA	Off	Def	Def	Def	Def	Def	Def	Def	Def	Def			
02	Buajak, Adut	* 3-7	0-2	0-0	0	5	4	6	0	1	0	1	16	
30	Romero, Leticia	* 4-7	0-2	4-4	5	7	12	6	5	0	2	31		
12	Brown, Brittany	* 0-5	0-1	0-0	2	3	5	0	1	2	0	14		
15	Cowright, Maeagan	* 7-19	3-7	2-2	1	3	4	17	2	3	0	34		
23	Slaughter, Ivey	* 3-6	0-0	7-10	3	6	9	1	1	4	1	0	36	
01	Jones, Morgan	* 2-3	1-1	2-2	2	2	4	1	7	2	0	0	24	
03	Bingley, Emiah	* 1-2	1-1	0-0	0	2	1	3	0	1	0	0	8	
20	Thomas, Shakayla	* 5-7	0-0	1-2	1	1	2	3	11	0	1	2	22	
24	Richardson, Shakena	* 0-2	0-1	0-0	0	0	2	0	2	0	0	0	8	
32	Coleman, Lauren	* 0-0	0-0	0-0	0	1	1	0	0	0	0	0	2	
42	James, Kai	* 0-2	0-0	0-0	0	0	0	0	0	0	0	0	3	
Team				4	3	7								
Totals		25-60	3-13	16-20	18	33	51	15	69	14	8	2	8	200

FG % 1st Half: 15-32 46.9% 2nd half: 10-28 35.7% Game: 25-60 41.7%
 3FG % 1st Half: 2-7 28.6% 2nd half: 1-6 16.7% Game: 3-13 23.1%
 FT % 1st Half: 6-8 75.0% 2nd half: 10-12 83.3% Game: 16-20 80.0%

MIAMI 55 • 18-11, 8-8 ACC

#	Player	Total	3-Pr	Rebounds	PF	TP	A	T	Bk	Stl	Min			
FG-FGA	FT-FTA	Off	Def	Def	Def	Def	Def	Def	Def	Def	Def			
03	Jessica Thomas	* 3-9	0-3	6-7	1	2	3	4	12	6	4	0	1	36
15	Necole Sterling	* 3-13	2-6	1-3	3	2	5	3	9	0	2	0	25	
21	Jassany Williams	* 0-1	0-0	0-0	2	4	6	4	0	0	5	1	22	
23	Adrienne Motley	* 8-18	3-7	1-1	2	3	5	2	20	2	3	0	2	36
31	Suryia McGuire	* 0-4	0-1	0-0	0	1	1	0	0	1	0	0	12	
05	Keyanna Harris	* 0-1	0-0	0-0	0	0	0	0	0	0	0	0	5	
03	Jessica Thomas	* 1-6	1-4	0-0	0	0	0	3	0	1	0	3	23	
05	Nigia Greene	* 2-3	0-0	0-0	1	2	3	0	4	0	0	2	14	
25	Khalia Prather	* 0-1	0-0	2-4	2	2	2	0	2	0	0	0	12	
30	Erykah Davenport	* 2-5	0-0	1-2	2	1	3	3	5	0	2	1	15	
Team		19-61	6-22	11-17	13	39	32	55	8	13	5	11	200	

FG % 1st Half: 8-34 23.5% 2nd half: 11-27 40.7% Game: 19-61 31.1%
 3FG % 1st Half: 2-12 16.7% 2nd half: 4-10 40.0% Game: 6-22 27.3%
 FT % 1st Half: 4-6 66.7% 2nd half: 6-16 37.5% Game: 10-22 45.5%

Officials: Luis Gonzalez, Angelica Siffen, Dee Kantner
 Technical fouls: #9/8 Florida State-None. MIAMI-None.
 Attendance: 2077

Score by periods	1st	2nd	Total
MIAMI	38	31	69
Florida State	22	33	55

Last FG - FS 2nd-04:14, UM 2nd-00:37.
 Largest lead - FS by 22 2nd-14:56, UM by 3 1st-19:16.

Official Basketball Box Score -- Game Totals -- Final Statistics
Virginia vs MIAMI
03/05/15 2:00 pm at the Greensboro Coliseum

Virginia 52 • 17-13, 7-9 ACC

#	Player	Total	3-Pr	Rebounds	PF	TP	A	T	Bk	Stl	Min			
FG-FGA	FT-FTA	Off	Def	Def	Def	Def	Def	Def	Def	Def	Def			
21	Lauren Moses	f 5-13	0-0	1-2	4	4	8	1	11	0	3	1	1	33
42	Sarah Imovbioh	f 3-8	0-0	0-2	3	4	7	3	6	0	1	0	0	22
01	Mikayla Venson	g 4-11	2-4	1-1	1	1	2	0	11	1	3	0	1	37
12	Breanna Mason	g 6-12	1-1	0-0	0	5	5	0	13	2	1	0	1	34
20	Faith Randolph	g 1-13	0-2	4-4	1	6	7	1	6	2	3	0	1	30
03	Sarah Beth Barmette	g 0-0	0-0	0-0	0	0	0	0	1	0	0	0	0	3
22	Aiyah Hulsand	g 2-5	1-4	0-0	0	1	1	5	1	5	1	3	0	19
44	Sydney Umeri	g 0-4	0-0	0-0	3	3	6	4	0	3	0	0	2	22
Team				2	2	4								
Totals		21-66	4-11	6-9	14	26	40	11	52	9	14	1	9	200

FG % 1st Half: 12-32 37.5% 2nd half: 9-34 26.5% Game: 21-66 31.8%
 3FG % 1st Half: 3-6 50.0% 2nd half: 1-5 20.0% Game: 4-11 36.4%
 FT % 1st Half: 3-3 100.0 2nd half: 3-6 50.0% Game: 6-9 66.7%

MIAMI 62 • 19-11, 8-8 ACC

#	Player	Total	3-Pr	Rebounds	PF	TP	A	T	Bk	Stl	Min			
FG-FGA	FT-FTA	Off	Def	Def	Def	Def	Def	Def	Def	Def	Def			
21	Jassany Williams	f 3-4	0-0	2-2	1	7	8	1	8	0	0	5	0	24
03	Jessica Thomas	g 3-8	1-6	1-2	0	5	5	1	8	3	6	0	0	32
10	Michelle Woods	g 2-7	1-6	0-0	0	4	4	3	5	1	3	0	0	31
23	Adrienne Motley	g 6-15	2-6	1-2	0	5	5	2	15	3	2	0	1	35
31	Suryia McGuire	g 3-9	1-4	2-2	2	4	6	0	9	1	1	0	0	20
05	Nigia Greene	g 2-4	0-2	0-0	2	1	3	1	4	0	1	0	1	15
15	Necole Sterling	g 5-8	3-5	0-0	0	3	3	1	13	1	2	0	1	27
25	Khalia Prather	g 0-1	0-0	0-0	0	0	0	0	0	0	0	0	0	3
30	Erykah Davenport	g 0-1	0-0	0-0	0	0	0	0	0	0	0	0	0	13
Team				2	2	4								
Totals		24-57	8-29	6-8	7	33	40	10	62	9	17	6	3	200

FG % 1st Half: 15-30 50.0% 2nd half: 9-27 33.3% Game: 24-57 42.1%
 3FG % 1st Half: 4-13 30.8% 2nd half: 4-16 25.0% Game: 8-29 27.6%
 FT % 1st Half: 0-0 0.0% 2nd half: 6-8 75.0% Game: 6-8 75.0%

Officials: Bryan Brunette, Maj Forsberg, Jules Gallen
 Technical fouls: Virginia-None. MIAMI-None.
 Attendance: 3568
 Second Round (Game 5) of the 2015 ACC Tournament

Score by periods	1st	2nd	Total
MIAMI	30	22	52
Virginia	34	28	62

Last FG - VA 2nd-00:49, UM 2nd-01:53.
 Largest lead - VA by 2 1st-19:31, UM by 12 2nd-03:33.

Official Basketball Box Score -- Game Totals -- Final Statistics
MIAMI vs #2/2 Notre Dame
03/06/15 2:00 pm at the Greensboro Coliseum

MIAMI 61 • 19-12, 8-8 ACC

#	Player	Total	3-Pr	Rebounds	PF	TP	A	T	Bk	Stl	Min		
FG-FGA	FT-FTA	Off	Def	Def	Def	Def	Def	Def	Def	Def	Def		
21	Jassany Williams	f 7-14	0-0	2-2	4	2	6	3	16	0	1	1	29
03	Jessica Thomas	g 9-14	3-5	3-3	0	3	3	24	1	1	0	1	36
10	Michelle Woods	g 1-6	0-0	2-2	0	3	2	4	1	2	0	0	30
23	Adrienne Motley	g 2-8	0-2	1-2	1	1	1	5	2	1	0	1	35
31	Suryia McGuire	g 0-6	0-1	0-0	0	0	1	0	1	0	2	0	17
05	Nigia Greene	g 1-2	0-1	0-0	1	1	2	0	2	1	0	0	16
15	Necole Sterling	g 3-8	1-3	0-0	0	4	3	7	0	0	0	0	20
25	Khalia Prather	g 1-1	0-0	0-1	1	2	3	4	2	0	0	0	8
30	Erykah Davenport	g 0-3	0-0	1-2	2	1	3	2	1	0	2	1	9
Team				0	3	3							
Totals		24-62	4-12	9-12	9	20	29	61	6	9	5	4	200

FG % 1st Half: 11-20 55.0% 2nd half: 13-33 39.4% Game: 24-62 38.7%
 3FG % 1st Half: 2-6 33.3% 2nd half: 2-6 33.3% Game: 4-12 33.3%
 FT % 1st Half: 1-1 100.0 2nd half: 8-11 72.7% Game: 9-12 75.0%

#2/2 Notre Dame 77 • 29-2, 15-1 ACC

#	Player	Total	3-Pr	Rebounds	PF	TP	A	T	Bk	Stl	Min		
FG-FGA	FT-FTA	Off	Def	Def	Def	Def	Def	Def	Def	Def	Def		
11	Brianna Turner	f 6-9	0-0	1-1	4	6	10	2	13	0	1	0	25
12	Taya Reimer	f 6-12	0-0	1-4	1	4	5	1	13	1	3	0	29
13													

SEASON STATISTICS

All games

RECORD:	OVERALL	HOME	AWAY	NEUTRAL
ALL GAMES	20-13	15-3	2-9	3-1
CONFERENCE	8-8	6-2	2-6	0-0
NON-CONFERENCE	12-5	9-1	0-3	3-1

#	Player	gp-gs	min	avg	Total		3-Point		F-Throw		Rebounds				pf	dq	a	to	blk	stl	pts	avg
					fg-fga	fg%	3fg-fga	3fg%	ft-fa	ft%	off	def	tot	avg								
23	Adrienne Motley	33-33	1035	31.4	214-435	.492	35-99	.354	94-123	.764	43	96	139	4.2	56	0	68	55	3	47	557	16.9
03	Jessica Thomas	33-32	868	26.3	106-309	.343	45-155	.290	50-68	.735	9	79	88	2.7	64	0	74	67	2	41	307	9.3
10	Michelle Woods	33-15	856	25.9	83-240	.346	36-114	.316	77-112	.688	31	95	126	3.8	90	3	73	66	5	31	279	8.5
15	Necole Sterling	32-9	658	20.6	84-228	.368	42-116	.362	21-37	.568	26	59	85	2.7	62	1	32	35	4	24	231	7.2
33	Suriya McGuire	33-26	714	21.6	71-207	.343	11-44	.250	61-105	.581	44	98	142	4.3	58	0	50	55	12	33	214	6.5
12	Laura Quevedo	15-13	330	22.0	27-73	.370	17-50	.340	18-23	.783	23	49	72	4.8	30	0	19	23	1	14	89	5.9
21	Jassany Williams	33-33	692	21.0	71-173	.410	0-0	.000	39-52	.750	88	111	199	6.0	81	1	4	31	76	31	181	5.5
05	Nigia Greene	33-4	497	15.1	60-155	.387	29-103	.282	18-22	.818	12	34	46	1.4	24	0	14	27	0	35	167	5.1
30	Erykah Davenport	33-0	409	12.4	50-114	.439	0-0	.000	16-37	.432	47	74	121	3.7	76	2	4	48	18	21	116	3.5
25	Khaila Prather	33-0	393	11.9	22-69	.319	0-0	.000	17-36	.472	41	64	105	3.2	61	0	7	30	15	11	61	1.8
00	Keyanna Harris	23-0	148	6.4	8-23	.348	1-5	.200	8-11	.727	6	9	15	0.7	24	0	8	14	2	14	25	1.1
Team											86	64	150				21					
Total.....		33	6600		796-2026	.393	216-686	.315	419-626	.669	456	832	1288	39.0	626	7	353	472	138	302	2227	67.5
Opponents.....		33	6600		718-1834	.391	160-501	.319	415-618	.672	397	885	1282	38.8	599	-	365	605	98	214	2011	60.9

TEAM STATISTICS	UM	OPP	Date	Opponent	Score	Att.	
SCORING	2227	2011	11/14/14	OAKLAND	W 66-53	2726	
Points per game	67.5	60.9	11/17/14	at Middle Tennessee	L 48-53	3806	
Scoring margin	+6.5	-	11/21/14	NORTH FLORIDA	W 81-53	674	
FIELD GOALS-ATT	796-2026	718-1834	11/25/14	ARIZONA STATE	L 61-65	584	
Field goal pct	.393	.391	^ 11/28/14	ILLINOIS STATE	W 95-44	600	
3 POINT FG-ATT	216-686	160-501	^ 11/29/14	TULSA	W 69-57	558	
3-point FG pct	.315	.319	@ 12/04/14	WISCONSIN	W 66-54	593	
3-pt FG made per game	6.5	4.8	12/06/14	JACKSONVILLE	W 65-36	638	
FREE THROWS-ATT	419-626	415-618	12/13/14	COPPIN STATE	W 70-54	1546	
Free throw pct	.669	.672	+ 12/18/14	vs UCLA	W 74-67	213	
F-Throws made per game	12.7	12.6	+ 12/19/14	at Tulane	L 65-70	1022	
REBOUNDS	1288	1282	% 12/28/14	FLORIDA A&M	W 83-47	1167	
Rebounds per game	39.0	38.8	% 12/29/14	LSU	W 76-71	1134	
Rebounding margin	+0.2	-	* 01/04/15	BOSTON COLLEGE	W 74-53	1095	
ASSISTS	353	365	* 01/08/15	#4/4 NOTRE DAME	W 78-63	1836	
Assists per game	10.7	11.1	* 01/11/15	at Virginia Tech	W 62-45	1627	
TURNOVERS	472	605	* 01/15/15	CLEMSON	W 79-42	1248	
Turnovers per game	14.3	18.3	* 01/18/15	at #16/14 Duke	L 53-68	4564	
Turnover margin	+4.0	-	* 01/21/15	VIRGINIA	W 67-58	1406	
Assist/turnover ratio	0.7	0.6	* 01/25/15	at #4/4 Louisville	L 55-68	9887	
STEALS	302	214	* 02/01/15	at Pittsburgh	L 66-81	1401	
Steals per game	9.2	6.5	* 02/05/15	VIRGINIA TECH	W 42-39	1109	
BLOCKS	138	98	* 02/08/15	at #9/8 Florida State	L 60-80	3435	
Blocks per game	4.2	3.0	* 02/12/15	at #23/22 Syracuse	W 85-71	435	
ATTENDANCE	22565	47996	* 02/15/15	GEORGIA TECH	W 64-59	1442	
Home games-Avg/Game	18-1254	11-3208	* 02/19/15	at NC State	L 65-68	1570	
Neutral site-Avg/Game	-	4-3178	* 02/22/15	#17/14 NORTH CAROLINA	L 65-66	2132	
Score by Periods	1st	2nd	Totals	* 02/26/15	at Wake Forest	W 59-60	318
MIAMI	1089	1138	2227	* 03/01/15	#9/8 FLORIDA STATE	L 55-69	2077
Opponents	897	1114	2011	# 03/05/15	vs Virginia	W 62-52	3688
				# 03/06/15	vs #2/2 Notre Dame	L 61-77	4019
				! 03/20/15	vs Washington	W 86-80	4791
				! 03/22/15	at #18/15 Iowa	L 70-88	7220

* = Conference game
 ^ = Miami Thanksgiving Tournament (Coral Gables, Fla.)
 @ = ACC/Big Ten Challenge
 + = Tulane/DoubleTree Classic (New Orleans, La.)
 % = Miami Holiday Tournament (Coral Gables, Fla.)
 # = ACC Tournament (Greensboro, N.C.)
 ! = NCAA Tournament (Iowa City, Iowa)

2014-15 REVIEW

ACC STATISTICS

Conference games

RECORD:	OVERALL	HOME	AWAY	NEUTRAL
ALL GAMES	8-8	6-2	2-6	0-0
CONFERENCE	8-8	6-2	2-6	0-0
NON-CONFERENCE	0-0	0-0	0-0	0-0

#	Player	gp-gs	min	avg	Total		3-Point		F-Throw		Rebounds				pf	dq	a	to	blk	stl	pts	avg
					fg-fga	fg%	3fg-fga	3fg%	ft-fita	ft%	off	def	tot	avg								
23	Adrienne Motley	16-16	540	33.8	108-227	.476	18-55	.327	43-62	.694	22	53	75	4.7	27	0	31	30	1	24	277	17.3
10	Michelle Woods	16-8	434	27.1	48-130	.369	24-70	.343	42-60	.700	14	48	62	3.9	38	0	41	35	3	9	162	10.1
12	Laura Quevedo	2-2	52	26.0	6-10	.600	5-9	.556	2-5	.400	1	9	10	5.0	2	0	4	2	0	2	19	9.5
03	Jessica Thomas	16-15	412	25.8	41-141	.291	18-69	.261	21-27	.778	6	41	47	2.9	35	0	33	24	1	14	121	7.6
15	Necole Sterling	15-8	327	21.8	38-117	.325	20-61	.328	10-21	.476	12	26	38	2.5	24	0	14	19	2	9	106	7.1
33	Suriya McGuire	16-15	361	22.6	32-98	.327	5-18	.278	28-46	.609	24	51	75	4.7	32	0	27	35	6	13	97	6.1
21	Jassany Williams	16-16	325	20.3	31-81	.383	0-0	.000	21-30	.700	40	57	97	6.1	45	1	3	11	47	9	83	5.2
30	Erykah Davenport	16-0	224	14.0	31-66	.470	0-0	.000	7-15	.467	29	37	66	4.1	40	1	2	22	8	12	69	4.3
05	Nigia Greene	16-0	230	14.4	21-60	.350	10-42	.238	7-10	.700	5	14	19	1.2	7	0	6	13	0	14	59	3.7
25	Khaila Prather	16-0	229	14.3	9-32	.281	0-0	.000	8-15	.533	19	38	57	3.6	33	0	4	13	9	5	26	1.6
00	Keyanna Harris	13-0	66	5.1	3-12	.250	0-1	.000	4-6	.667	1	5	6	0.5	10	0	3	3	0	7	10	0.8
Team											40	24	64				13					
Total.....		16	3200		368-974	.378	100-325	.308	193-297	.650	213	403	616	38.5	293	2	168	220	77	118	1029	64.3
Opponents.....		16	3200		361-932	.387	73-259	.282	195-286	.682	215	446	661	41.3	290	-	179	267	68	108	990	61.9

TEAM STATISTICS	UM	OPP	Date	Opponent	Score	Att.
SCORING	1029	990	* 01/04/15	BOSTON COLLEGE	w 74-53	1095
Points per game	64.3	61.9	* 01/08/15	#4/4 NOTRE DAME	w 78-63	1836
Scoring margin	+2.4	-	* 01/11/15	at Virginia Tech	w 62-45	1627
FIELD GOALS-ATT	368-974	361-932	* 01/15/15	CLEMSON	w 79-42	1248
Field goal pct	.378	.387	* 01/18/15	at #16/14 Duke	L 53-68	4564
3 POINT FG-ATT	100-325	73-259	* 01/21/15	VIRGINIA	w 67-58	1406
3-point FG pct	.308	.282	* 01/25/15	at #4/4 Louisville	L 55-68	9887
3-pt FG made per game	6.3	4.6	* 02/01/15	at Pittsburgh	L 66-81	1401
FREE THROWS-ATT	193-297	195-286	* 02/05/15	VIRGINIA TECH	w 42-39	1109
Free throw pct	.650	.682	* 02/08/15	at #9/8 Florida State	L 60-80	3435
F-Throws made per game	12.1	12.2	* 02/12/15	at #23/22 Syracuse	w 85-71	435
REBOUNDS	616	661	* 02/15/15	GEORGIA TECH	w 64-59	1442
Rebounds per game	38.5	41.3	* 02/19/15	at NC State	L 65-68	1570
Rebounding margin	-2.8	-	* 02/22/15	#17/14 NORTH CAROLINA	L 65-66	2132
ASSISTS	168	179	* 02/26/15	at Wake Forest	L 59-60	318
Assists per game	10.5	11.2	* 03/01/15	#9/8 FLORIDA STATE	L 55-69	2077
ASSISTS	168	179	* = Conference game			
TURNOVERS	220	267				
Turnovers per game	13.8	16.7				
Turnover margin	+2.9	-				
Assist/turnover ratio	0.8	0.7				
STEALS	118	108				
Steals per game	7.4	6.8				
BLOCKS	77	68				
Blocks per game	4.8	4.3				
ATTENDANCE	12345	23237				
Home games-Avg/Game	8-1543	8-2905				
Neutral site-Avg/Game	-	0-0				

Score by Periods	1st	2nd	Totals
MIAMI	506	523	1029
Opponents	441	549	990

POSTSEASON STATISTICS

Postseason games

RECORD:	OVERALL	HOME	AWAY	NEUTRAL
ALL GAMES	2-2	0-0	0-1	2-1
CONFERENCE	0-0	0-0	0-0	0-0
NON-CONFERENCE	2-2	0-0	0-1	2-1

#	Player	gp-gs	min	avg	Total		3-Point		F-Throw		Rebounds				pf	dq	a	to	blk	stl	pts	avg
					fg-fga	fg%	3fg-fga	3fg%	ft-fa	ft%	off	def	tot	avg								
03	Jessica Thomas	4-4	137	34.2	26-56	.464	8-24	.333	11-16	.688	0	15	15	3.8	9	0	8	9	0	3	71	17.8
23	Adrienne Motley	4-4	138	34.5	26-57	.456	4-12	.333	12-17	.706	2	11	13	3.3	10	0	7	7	0	6	68	17.0
15	Necole Sterling	4-1	105	26.3	18-32	.563	7-11	.636	3-5	.600	2	16	18	4.5	7	0	7	4	0	3	46	11.5
10	Michelle Woods	4-4	129	32.2	10-34	.294	3-12	.250	9-13	.692	2	11	13	3.3	13	1	7	6	0	4	32	8.0
21	Jassany Williams	4-4	87	21.8	12-25	.480	0-0	.000	6-6	1.000	9	15	24	6.0	8	0	0	4	10	1	30	7.5
33	Suriya McGuire	4-3	73	18.3	4-21	.190	1-7	.143	2-4	.500	3	10	13	3.3	5	0	2	2	2	0	11	2.8
05	Nigia Greene	4-0	50	12.5	4-12	.333	1-8	.125	0-0	.000	3	4	7	1.8	4	0	2	2	0	1	9	2.3
30	Erykah Davenport	4-0	56	14.0	2-11	.182	0-0	.000	3-5	.600	8	13	21	5.3	10	0	1	7	4	1	7	1.8
25	Khaila Prather	4-0	25	6.3	2-5	.400	0-0	.000	1-5	.200	4	3	7	1.8	6	0	0	2	1	0	5	1.3
Team											9	10	19				1					
Total.....		4	800		104-253	.411	24-74	.324	47-71	.662	42	108	150	37.5	72	1	34	44	17	19	279	69.8
Opponents.....		4	800		107-249	.430	24-56	.429	59-83	.711	48	118	166	41.5	62	-	55	44	8	20	297	74.2

TEAM STATISTICS

	UM	OPP
SCORING	279	297
Points per game	69.8	74.2
Scoring margin	-4.5	-
FIELD GOALS-ATT	104-253	107-249
Field goal pct	.411	.430
3 POINT FG-ATT	24-74	24-56
3-point FG pct	.324	.429
3-pt FG made per game	6.0	6.0
FREE THROWS-ATT	47-71	59-83
Free throw pct	.662	.711
F-Throws made per game	11.8	14.8
REBOUNDS	150	166
Rebounds per game	37.5	41.5
Rebounding margin	-4.0	-
ASSISTS	34	55
Assists per game	8.5	13.8
TURNOVERS	44	44
Turnovers per game	11.0	11.0
Turnover margin	+0.0	-
Assist/turnover ratio	0.8	1.3
STEALS	19	20
Steals per game	4.8	5.0
BLOCKS	17	8
Blocks per game	4.3	2.0
ATTENDANCE	0	19718
Home games-Avg/Game	0-0	1-7220
Neutral site-Avg/Game	-	3-4166

Date	Opponent	Score	Att.
# 03/05/15	vs Virginia	W 62-52	3688
# 03/06/15	vs #2/2 Notre Dame	L 61-77	4019
! 03/20/15	vs Washington	W 86-80	4791
! 03/22/15	at #18/15 Iowa	L 70-88	7220

= ACC Tournament (Greensboro, N.C.)
 != NCAA Tournament (Iowa City, Iowa)

Score by Periods	1st	2nd	Totals
MIAMI	131	148	279
Opponents	138	159	297

2014-15 REVIEW

TEAM GAME-BY-GAME

All games

TEAM STATISTICS

Opponent	Date	Score		Total		3-Pointers		Free throws		Rebounds				pf	a	t/o	blk	stl	pts	avg
				fg-fga	pct	3fg-fga	pct	ft-fa	pct	off	def	tot	avg							
OAKLAND	11/14/14	66-53	W	24-59	.407	7-21	.333	11-16	.688	13	31	44	44.0	20	11	16	5	12	66	66.0
at Middle Tennessee	11/17/14	48-53	L	14-53	.264	5-19	.263	15-22	.682	9	28	37	40.5	24	5	20	5	9	48	57.0
NORTH FLORIDA	11/21/14	81-53	W	28-65	.431	10-23	.435	15-18	.833	19	27	46	42.3	21	16	15	2	6	81	65.0
ARIZONA STATE	11/25/14	61-65	L	24-52	.462	3-11	.273	10-13	.769	10	25	35	40.5	21	6	15	4	7	61	64.0
ILLINOIS STATE	11/28/14	95-44	W	39-80	.488	9-27	.333	8-13	.615	21	30	51	42.6	21	16	16	4	17	95	70.2
TULSA	11/29/14	69-57	W	25-60	.417	3-16	.188	16-28	.571	20	30	50	43.8	20	10	13	3	6	69	70.0
WISCONSIN	12/04/14	66-54	W	25-72	.347	7-27	.259	9-12	.750	21	13	34	42.4	17	9	11	2	18	66	69.4
JACKSONVILLE	12/06/14	65-36	W	23-64	.359	7-27	.259	12-14	.857	17	19	36	41.6	18	12	14	2	17	65	68.9
COPPIN STATE	12/13/14	70-54	W	23-60	.383	6-28	.214	18-27	.667	15	26	41	41.6	14	13	16	5	19	70	69.0
vs UCLA	12/18/14	74-67	W	22-56	.393	8-20	.400	22-28	.786	8	28	36	41.0	18	12	18	4	10	74	69.5
at Tulane	12/19/14	65-70	L	23-57	.404	7-19	.368	12-25	.480	14	19	33	40.3	26	10	22	3	17	65	69.1
FLORIDA A&M	12/28/14	83-47	W	28-62	.452	13-29	.448	14-20	.700	17	24	41	40.3	23	20	12	3	14	83	70.2
LSU	12/29/14	76-71	W	26-59	.441	7-20	.350	17-22	.773	17	21	38	40.2	18	11	20	2	13	76	70.7
BOSTON COLLEGE	01/04/15	74-53	W	28-68	.412	10-26	.385	8-15	.533	18	32	50	40.9	18	14	16	8	10	74	70.9
#4/4 NOTRE DAME	01/08/15	78-63	W	29-55	.527	4-12	.333	16-28	.571	8	31	39	40.7	24	11	10	10	4	78	71.4
at Virginia Tech	01/11/15	62-45	W	21-67	.313	3-18	.167	17-23	.739	21	25	46	41.1	14	5	8	9	8	62	70.8
CLEMSON	01/15/15	79-42	W	27-59	.458	10-21	.476	15-22	.682	18	26	44	41.2	17	12	11	3	7	79	71.3
at #16/14 Duke	01/18/15	53-68	L	18-69	.261	8-37	.216	9-12	.750	16	17	33	40.8	18	10	11	2	7	53	70.3
VIRGINIA	01/21/15	67-58	W	25-64	.391	4-19	.211	13-19	.684	16	24	40	40.7	23	12	11	3	6	67	70.1
at #4/4 Louisville	01/25/15	55-68	L	22-59	.373	6-21	.286	5-12	.417	8	26	34	40.4	23	11	17	4	11	55	69.3
at Pittsburgh	02/01/15	66-81	L	23-70	.329	6-15	.400	14-18	.778	23	25	48	40.8	19	9	13	5	4	66	69.2
VIRGINIA TECH	02/05/15	42-39	W	15-51	.294	2-18	.111	10-25	.400	9	33	42	40.8	15	5	14	6	5	42	68.0
at #9/8 Florida State	02/08/15	60-80	L	22-62	.355	3-12	.250	13-16	.813	10	20	30	40.3	23	9	19	3	6	60	67.6
at #23/22 Syracuse	02/12/15	85-71	W	28-57	.491	5-17	.294	24-31	.774	9	30	39	40.3	16	18	16	2	9	85	68.3
GEORGIA TECH	02/15/15	64-59	W	19-63	.302	7-18	.389	19-23	.826	16	21	37	40.2	16	10	14	3	11	64	68.2
at NC State	02/19/15	65-68	L	26-58	.448	9-24	.375	4-6	.667	7	30	37	40.0	14	15	18	3	5	65	68.0
#17/14 NORTH CAROLINA	02/22/15	65-66	L	25-61	.410	7-20	.350	8-14	.571	12	27	39	40.0	14	5	17	7	6	65	67.9
at Wake Forest	02/26/15	59-60	L	21-50	.420	10-25	.400	7-16	.438	9	17	26	39.5	21	14	12	4	8	59	67.6
#9/8 FLORIDA STATE	03/01/15	55-69	L	19-61	.311	6-22	.273	11-17	.647	13	19	32	39.2	18	8	13	5	11	55	67.2
vs Virginia	03/05/15	62-52	W	24-57	.421	8-29	.276	6-8	.750	7	33	40	39.3	10	9	17	6	3	62	67.0
vs #2/2 Notre Dame	03/06/15	61-77	L	24-62	.387	4-12	.333	9-12	.750	9	20	29	38.9	19	6	9	5	4	61	66.8
vs Washington	03/20/15	86-80	W	27-61	.443	7-12	.583	25-40	.625	12	34	46	39.2	19	9	4	3	4	86	67.4
at #18/15 Iowa	03/22/15	70-88	L	29-73	.397	5-21	.238	7-11	.636	14	21	35	39.0	24	10	14	3	8	70	67.5
MIAMI		2227		796-2026	.393	216-686	.315	419-626	.669	456	832	1288	39.0	626	353	472	138	302	2227	67.5
Opponents		2011		718-1834	.391	160-501	.319	415-618	.672	397	885	1282	38.8	599	365	605	98	214	2011	60.9

Games played: 33
 Points/game: 67.5
 FG Pct: 39.3
 3FG Pct: 31.5
 FT Pct: 66.9

Rebounds/game: 39.0
 Assists/game: 10.7
 Turnovers/game: 14.3
 Assist/turnover ratio: 0.7
 Steals/game: 9.2
 Blocks/game: 4.2

TEAM GAME HIGHS

All games

MIAMI - TEAM GAME HIGHS

POINTS	95	ILLINOIS STATE (11/28/14)
	86	vs Washington (03/20/15)
	85	at #23/22 Syracuse (02/12/15)
FIELD GOALS MADE	83	FLORIDA A&M (12/28/14)
	81	NORTH FLORIDA (11/21/14)
	39	ILLINOIS STATE (11/28/14)
FIELD GOAL ATTEMPTS	29	at #18/15 Iowa (03/22/15)
	29	#4/4 NOTRE DAME (01/08/15)
	80	ILLINOIS STATE (11/28/14)
FIELD GOAL PERCENTAGE	.527 (29-55)	#4/4 NOTRE DAME (01/08/15)
	.491 (28-57)	at #23/22 Syracuse (02/12/15)
	13	FLORIDA A&M (12/28/14)
3 PT FIELD GOALS MADE	10	at Wake Forest (02/26/15)
	10	CLEMSON (01/15/15)
	10	BOSTON COLLEGE (01/04/15)
3 PT FG ATTEMPTS	10	NORTH FLORIDA (11/21/14)
	37	at #16/14 Duke (01/18/15)
	29	vs Virginia (03/05/15)
3 PT FG PERCENTAGE	.583 (7-12)	vs Washington (03/20/15)
	.476 (10-21)	CLEMSON (01/15/15)
	25	vs Washington (03/20/15)
FREE THROWS MADE	24	at #23/22 Syracuse (02/12/15)
	40	vs Washington (03/20/15)
	31	at #23/22 Syracuse (02/12/15)
FREE THROW PERCENTAGE	.857 (12-14)	JACKSONVILLE (12/06/14)
	.833 (15-18)	NORTH FLORIDA (11/21/14)
	51	ILLINOIS STATE (11/28/14)
REBOUNDS	50	BOSTON COLLEGE (01/04/15)
	50	TULSA (11/29/14)
	20	FLORIDA A&M (12/28/14)
ASSISTS	18	at #23/22 Syracuse (02/12/15)
	19	COPPIN STATE (12/13/14)
	18	WISCONSIN (12/04/14)
STEALS	18	WISCONSIN (12/04/14)
	10	#4/4 NOTRE DAME (01/08/15)
	9	at Virginia Tech (01/11/15)
BLOCKED SHOTS	22	at Tulane (12/19/14)
	20	LSU (12/29/14)
	20	at Middle Tennessee (11/17/14)
TURNOVERS	26	at Tulane (12/19/14)
	24	at #18/15 Iowa (03/22/15)
	24	#4/4 NOTRE DAME (01/08/15)
	24	at Middle Tennessee (11/17/14)
FOULS	24	at Middle Tennessee (11/17/14)

TEAM GAME LOWS

All games

MIAMI - GAME LOWS

POINTS	42	VIRGINIA TECH (02/05/15)
	48	at Middle Tennessee (11/17/14)
	53	at #16/14 Duke (01/18/15)
	55	at #4/4 Louisville (01/25/15)
	55	#9/8 FLORIDA STATE (03/01/15)
FIELD GOALS MADE	14	at Middle Tennessee (11/17/14)
	15	VIRGINIA TECH (02/05/15)
FIELD GOAL ATTEMPTS	50	at Wake Forest (02/26/15)
	51	VIRGINIA TECH (02/05/15)
FIELD GOAL PERCENTAGE	.261 (18-69)	at #16/14 Duke (01/18/15)
	.264 (14-53)	at Middle Tennessee (11/17/14)
3 PT FIELD GOALS MADE	2	VIRGINIA TECH (02/05/15)
	3	ARIZONA STATE (11/25/14)
	3	TULSA (11/29/14)
	3	at Virginia Tech (01/11/15)
	3	at #9/8 Florida State (02/08/15)
3 PT FG ATTEMPTS	11	ARIZONA STATE (11/25/14)
	12	#4/4 NOTRE DAME (01/08/15)
	12	at #9/8 Florida State (02/08/15)
	12	vs #2/2 Notre Dame (03/06/15)
	12	vs Washington (03/20/15)
3 PT FG PERCENTAGE	.111 (2-18)	VIRGINIA TECH (02/05/15)
	.167 (3-18)	at Virginia Tech (01/11/15)
FREE THROWS MADE	4	at NC State (02/19/15)
	5	at #4/4 Louisville (01/25/15)
FREE THROW ATTEMPTS	6	at NC State (02/19/15)
	8	vs Virginia (03/05/15)
FREE THROW PERCENTAGE	.400 (10-25)	VIRGINIA TECH (02/05/15)
	.417 (5-12)	at #4/4 Louisville (01/25/15)
REBOUNDS	26	at Wake Forest (02/26/15)
	29	vs #2/2 Notre Dame (03/06/15)
ASSISTS	5	at Middle Tennessee (11/17/14)
	5	at Virginia Tech (01/11/15)
	5	VIRGINIA TECH (02/05/15)
	5	#17/14 NORTH CAROLINA (02/22/15)
STEALS	3	vs Virginia (03/05/15)
	4	#4/4 NOTRE DAME (01/08/15)
	4	at Pittsburgh (02/01/15)
	4	vs #2/2 Notre Dame (03/06/15)
	4	vs Washington (03/20/15)
BLOCKED SHOTS	2	NORTH FLORIDA (11/21/14)
	2	WISCONSIN (12/04/14)
	2	JACKSONVILLE (12/06/14)
	2	LSU (12/29/14)
	2	at #16/14 Duke (01/18/15)
	2	at #23/22 Syracuse (02/12/15)
TURNOVERS	4	vs Washington (03/20/15)
	8	at Virginia Tech (01/11/15)
FOULS	10	vs Virginia (03/05/15)
	14	COPPIN STATE (12/13/14)
	14	at Virginia Tech (01/11/15)
	14	at NC State (02/19/15)
	14	#17/14 NORTH CAROLINA (02/22/15)

OPPONENT GAME HIGHS

All games

Opponent - GAME HIGHS

POINTS	88	at #18/15 Iowa (03/22/15)
	81	at Pittsburgh (02/01/15)
	80	vs Washington (03/20/15)
	80	at #9/8 Florida State (02/08/15)
	77	vs #2/2 Notre Dame (03/06/15)
FIELD GOALS MADE	31	at #9/8 Florida State (02/08/15)
	30	at #18/15 Iowa (03/22/15)
	30	at #16/14 Duke (01/18/15)
	30	LSU (12/29/14)
FIELD GOAL ATTEMPTS	71	at #9/8 Florida State (02/08/15)
	70	vs UCLA (12/18/14)
FIELD GOAL PERCENTAGE	.545 (30-55)	at #16/14 Duke (01/18/15)
	.543 (19-35)	WISCONSIN (12/04/14)
3 PT FIELD GOALS MADE	10	vs Washington (03/20/15)
	9	at Wake Forest (02/26/15)
	9	at Pittsburgh (02/01/15)
	9	ARIZONA STATE (11/25/14)
3 PT FG ATTEMPTS	29	vs Washington (03/20/15)
	28	at #23/22 Syracuse (02/12/15)
3 PT FG PERCENTAGE	.714 (5-7)	vs #2/2 Notre Dame (03/06/15)
	.615 (8-13)	LSU (12/29/14)
FREE THROWS MADE	24	at Pittsburgh (02/01/15)
	23	at #18/15 Iowa (03/22/15)
FREE THROW ATTEMPTS	35	at Tulane (12/19/14)
	33	at #18/15 Iowa (03/22/15)
FREE THROW PERCENTAGE	.882 (15-17)	JACKSONVILLE (12/06/14)
	.857 (24-28)	at Pittsburgh (02/01/15)
	.857 (12-14)	WISCONSIN (12/04/14)
REBOUNDS	53	at #9/8 Florida State (02/08/15)
	52	vs UCLA (12/18/14)
ASSISTS	19	at #4/4 Louisville (01/25/15)
	17	at #18/15 Iowa (03/22/15)
	17	vs Washington (03/20/15)
	17	at #9/8 Florida State (02/08/15)
	17	at Pittsburgh (02/01/15)
STEALS	13	at Tulane (12/19/14)
	11	#17/14 NORTH CAROLINA (02/22/15)
	11	OAKLAND (11/14/14)
BLOCKED SHOTS	10	at Pittsburgh (02/01/15)
	8	GEORGIA TECH (02/15/15)
TURNOVERS	31	JACKSONVILLE (12/06/14)
	28	WISCONSIN (12/04/14)
FOULS	27	GEORGIA TECH (02/15/15)
	26	at #23/22 Syracuse (02/12/15)

OPPONENT GAME LOWS

All games

Opponent - GAME LOWS

POINTS	36	JACKSONVILLE (12/06/14)
	39	VIRGINIA TECH (02/05/15)
	42	CLEMSON (01/15/15)
	44	ILLINOIS STATE (11/28/14)
	45	at Virginia Tech (01/11/15)
FIELD GOALS MADE	9	JACKSONVILLE (12/06/14)
	14	FLORIDA A&M (12/28/14)
	14	CLEMSON (01/15/15)
FIELD GOAL ATTEMPTS	35	WISCONSIN (12/04/14)
	42	JACKSONVILLE (12/06/14)
	42	CLEMSON (01/15/15)
FIELD GOAL PERCENTAGE	.214 (9-42)	JACKSONVILLE (12/06/14)
	.242 (15-62)	VIRGINIA TECH (02/05/15)
3 PT FIELD GOALS MADE	0	ILLINOIS STATE (11/28/14)
	1	#4/4 NOTRE DAME (01/08/15)
3 PT FG ATTEMPTS	7	vs #2/2 Notre Dame (03/06/15)
	8	at #16/14 Duke (01/18/15)
	8	at #4/4 Louisville (01/25/15)
3 PT FG PERCENTAGE	.000 (0-11)	ILLINOIS STATE (11/28/14)
	.083 (1-12)	#4/4 NOTRE DAME (01/08/15)
	.083 (2-24)	VIRGINIA TECH (02/05/15)
FREE THROWS MADE	3	LSU (12/29/14)
	4	at Virginia Tech (01/11/15)
FREE THROW ATTEMPTS	7	LSU (12/29/14)
	9	at Virginia Tech (01/11/15)
	9	vs Virginia (03/05/15)
FREE THROW PERCENTAGE	.429 (3-7)	LSU (12/29/14)
	.444 (4-9)	at Virginia Tech (01/11/15)
REBOUNDS	22	CLEMSON (01/15/15)
	25	LSU (12/29/14)
ASSISTS	3	CLEMSON (01/15/15)
	5	ILLINOIS STATE (11/28/14)
STEALS	2	ARIZONA STATE (11/25/14)
	2	at Virginia Tech (01/11/15)
	2	vs Washington (03/20/15)
BLOCKED SHOTS	0	TULSA (11/29/14)
	0	COPPIN STATE (12/13/14)
TURNOVERS	6	vs Washington (03/20/15)
	8	at Pittsburgh (02/01/15)
FOULS	10	at NC State (02/19/15)
	11	vs Virginia (03/05/15)

PLAYER GAME-BY-GAME HIGHS

All games

Opponent	Date	Score	Points	Rebounds	Assists	Steals	Blocked shots
OAKLAND	11/14/14	66-53	21-Adrienne Motley	10-Suriya McGuire	4-Jessica Thomas	3-Adrienne Motley Suriya McGuire	2-Jassany Williams
at Middle Tennessee	11/17/14	48-53	17-Jessica Thomas	6-Suriya McGuire Jassany Williams	3-Suriya McGuire	3-Jassany Williams	2-Jassany Williams Suriya McGuire
NORTH FLORIDA	11/21/14	81-53	21-Adrienne Motley	6-Khaila Prather Laura Quevedo	5-Jessica Thomas	2-Nigia Greene Jassany Williams	1-Khaila Prather Erykah Davenport
ARIZONA STATE	11/25/14	61-65	21-Adrienne Motley	9-Laura Quevedo	2-Michelle Woods Jessica Thomas	2-Nigia Greene	1-Jassany Williams Laura Quevedo Erykah Davenport Adrienne Motley
ILLINOIS STATE	11/28/14	95-44	16-Nigia Greene Adrienne Motley	7-Laura Quevedo Jassany Williams	5-Jessica Thomas	3-Necole Sterling Nigia Greene	1-Erykah Davenport Keyanna Harris Khaila Prather Jassany Williams
TULSA	11/29/14	69-57	17-Adrienne Motley	12-Jassany Williams	3-Jessica Thomas	2-Michelle Woods Necole Sterling	1-Jessica Thomas Michelle Woods Jassany Williams
WISCONSIN	12/04/14	66-54	21-Adrienne Motley	7-Adrienne Motley	6-Adrienne Motley	5-Suriya McGuire	1-Michelle Woods Jassany Williams
JACKSONVILLE	12/06/14	65-36	17-Adrienne Motley	5-Jessica Thomas Erykah Davenport Khaila Prather	3-Adrienne Motley	4-Jassany Williams	2-Jassany Williams
COPPIN STATE	12/13/14	70-54	11-Nigia Greene	7-Laura Quevedo	5-Jessica Thomas Adrienne Motley	3-Nigia Greene Jessica Thomas Suriya McGuire Adrienne Motley	2-Jassany Williams
vs UCLA	12/18/14	74-67	23-Adrienne Motley	9-Jassany Williams	3-Michelle Woods Adrienne Motley	3-Jassany Williams	3-Jassany Williams
at Tulane	12/19/14	65-70	20-Necole Sterling	9-Jassany Williams	5-Suriya McGuire	4-Jessica Thomas	2-Jassany Williams
FLORIDA A&M	12/28/14	83-47	17-Michelle Woods	6-Laura Quevedo Jassany Williams	5-Adrienne Motley	5-Jessica Thomas	1-Jassany Williams Keyanna Harris Khaila Prather
LSU	12/29/14	76-71	16-Adrienne Motley	6-Khaila Prather	4-Michelle Woods	3-Jessica Thomas	1-Jassany Williams Suriya McGuire
BOSTON COLLEGE	01/04/15	74-53	16-Adrienne Motley	8-Laura Quevedo	4-Michelle Woods	5-Adrienne Motley	4-Jassany Williams
#4/4 NOTRE DAME	01/08/15	78-63	32-Adrienne Motley	8-Suriya McGuire Jassany Williams	4-Adrienne Motley	1-Suriya McGuire Nigia Greene Laura Quevedo Adrienne Motley	9-Jassany Williams
at Virginia Tech	01/11/15	62-45	22-Adrienne Motley	12-Jassany Williams	2-Michelle Woods	3-Erykah Davenport	8-Jassany Williams
CLEMSON	01/15/15	79-42	17-Necole Sterling	10-Jassany Williams	5-Suriya McGuire	2-Nigia Greene Suriya McGuire	2-Jassany Williams
at #16/14 Duke	01/18/15	53-68	17-Necole Sterling	7-Erykah Davenport	3-Michelle Woods Jessica Thomas	3-Adrienne Motley	2-Jassany Williams
VIRGINIA	01/21/15	67-58	18-Jessica Thomas	9-Jassany Williams Erykah Davenport	5-Michelle Woods	4-Jessica Thomas	1-Suriya McGuire Erykah Davenport Jassany Williams
at #4/4 Louisville	01/25/15	55-68	18-Adrienne Motley	8-Suriya McGuire	3-Michelle Woods Jessica Thomas	3-Michelle Woods Jessica Thomas	2-Khaila Prather
at Pittsburgh	02/01/15	66-81	17-Adrienne Motley	9-Suriya McGuire	3-Michelle Woods Necole Sterling	1-Jassany Williams Keyanna Harris Suriya McGuire Michelle Woods	2-Erykah Davenport Jassany Williams

2014-15 REVIEW

PLAYER GAME-BY-GAME HIGHS

All games

Opponent	Date	Score	Points	Rebounds	Assists	Steals	Blocked shots
VIRGINIA TECH	02/05/15	42-39	16-Adrienne Motley	8-Michelle Woods	2-Suriya McGuire Khaila Prather	2-Adrienne Motley	4-Jassany Williams
at #9/8 Florida State	02/08/15	60-80	14-Jessica Thomas Adrienne Motley	10-Khaila Prather	4-Adrienne Motley	3-Adrienne Motley	1-Erykah Davenport Khaila Prather Jassany Williams
at #23/22 Syracuse	02/12/15	85-71	17-Suriya McGuire	6-Michelle Woods	7-Jessica Thomas	3-Erykah Davenport	1-Suriya McGuire Jassany Williams
GEORGIA TECH	02/15/15	64-59	18-Adrienne Motley	6-Adrienne Motley Michelle Woods	2-Suriya McGuire Necole Sterling Jessica Thomas	3-Nigia Greene	1-Necole Sterling Jassany Williams Suriya McGuire
at NC State	02/19/15	65-68	27-Adrienne Motley	8-Jassany Williams Adrienne Motley	5-Suriya McGuire Jessica Thomas	1-Erykah Davenport Keyanna Harris Suriya McGuire Necole Sterling Michelle Woods	2-Jassany Williams
#17/14 NORTH CAROLINA	02/22/15	65-66	18-Michelle Woods	9-Jassany Williams Jessica Thomas	1-Michelle Woods Nigia Greene Adrienne Motley Suriya McGuire Jessica Thomas	2-Adrienne Motley	4-Jassany Williams
at Wake Forest	02/26/15	59-60	19-Adrienne Motley	5-Jessica Thomas Jassany Williams	3-Keyanna Harris Adrienne Motley Jessica Thomas	4-Suriya McGuire	2-Michelle Woods
#9/8 FLORIDA STATE vs Virginia	03/01/15 03/05/15	55-69 62-52	20-Adrienne Motley 15-Adrienne Motley	6-Jassany Williams 8-Jassany Williams	6-Michelle Woods 3-Adrienne Motley Jessica Thomas	3-Jessica Thomas 1-Necole Sterling Adrienne Motley Nigia Greene	5-Jassany Williams 5-Jassany Williams
vs #2/2 Notre Dame	03/06/15	61-77	24-Jessica Thomas	6-Jassany Williams	2-Adrienne Motley	1-Jessica Thomas Jassany Williams Erykah Davenport Adrienne Motley	2-Suriya McGuire
vs Washington	03/20/15	86-80	30-Adrienne Motley	13-Erykah Davenport	3-Necole Sterling	2-Adrienne Motley	2-Jassany Williams
at #18/15 Iowa	03/22/15	70-88	20-Jessica Thomas	7-Necole Sterling	3-Necole Sterling Michelle Woods Jessica Thomas	3-Michelle Woods	2-Jassany Williams

PLAYER GAME HIGHS

All games

MIAMI - INDIVIDUAL GAME HIGHS

Points	32		Adrienne Motley vs #4/4 Notre Dame (01/08/15)
	30		Adrienne Motley vs Washington (03/20/15)
Field Goals Made	27		Adrienne Motley at NC State (02/19/15)
	24		Jessica Thomas vs #2/2 Notre Dame (03/06/15)
Field Goal Att.	23		Adrienne Motley vs UCLA (12/18/14)
	13		Adrienne Motley vs #4/4 Notre Dame (01/08/15)
FG Pct (min 5 made)	11		Adrienne Motley at NC State (02/19/15)
	22		Jessica Thomas at #18/15 Iowa (03/22/15)
3-Point FG Made	19		Adrienne Motley vs #4/4 Notre Dame (01/08/15)
	.800	(8-10)	Adrienne Motley vs North Florida (11/21/14)
3-Point FG Att.	.778	(7-9)	Adrienne Motley vs Illinois State (11/28/14)
	5		Necole Sterling at #16/14 Duke (01/18/15)
3-Pt FG Pct (min 2 made)	4		Adrienne Motley at Wake Forest (02/26/15)
	4		Michelle Woods at NC State (02/19/15)
Free Throws Made	4		Necole Sterling vs Clemson (01/15/15)
	4		Laura Quevedo vs Boston College (01/04/15)
Free Throw Att.	4		Michelle Woods vs Florida A&M (12/28/14)
	4		Necole Sterling at Tulane (12/19/14)
FT Pct (min 3 made)	11		Jessica Thomas at #18/15 Iowa (03/22/15)
	11		Necole Sterling at #16/14 Duke (01/18/15)
Rebounds	1.000	(2-2)	Necole Sterling vs Washington (03/20/15)
	1.000	(2-2)	Adrienne Motley vs Washington (03/20/15)
Assists	1.000	(2-2)	Necole Sterling vs #4/4 Notre Dame (01/08/15)
	1.000	(2-2)	Adrienne Motley vs North Florida (11/21/14)
Steals	13		Michelle Woods at #23/22 Syracuse (02/12/15)
	8		Adrienne Motley vs Washington (03/20/15)
Points	8		Suriya McGuire at Pittsburgh (02/01/15)
	8		Adrienne Motley at Virginia Tech (01/11/15)
Field Goals Made	8		Suriya McGuire vs Coppin State (12/13/14)
	15		Michelle Woods at #23/22 Syracuse (02/12/15)
Field Goal Att.	13		Michelle Woods at Middle Tennessee (11/17/14)
	1.000	(7-7)	Adrienne Motley vs UCLA (12/18/14)
3-Point FG Made	1.000	(6-6)	Adrienne Motley vs LSU (12/29/14)
	1.000	(6-6)	Laura Quevedo vs Florida A&M (12/28/14)
3-Point FG Att.	1.000	(6-6)	Michelle Woods vs UCLA (12/18/14)
	1.000	(4-4)	Michelle Woods vs Georgia Tech (02/15/15)
Free Throws Made	1.000	(4-4)	Adrienne Motley at #9/8 Florida State (02/08/15)
	1.000	(4-4)	Jessica Thomas vs Virginia (01/21/15)
Free Throw Att.	1.000	(4-4)	Adrienne Motley vs Jacksonville (12/06/14)
	1.000	(3-3)	Jessica Thomas vs #2/2 Notre Dame (03/06/15)
FT Pct (min 3 made)	1.000	(3-3)	Jassany Williams at #23/22 Syracuse (02/12/15)
	1.000	(3-3)	Adrienne Motley vs Boston College (01/04/15)
Rebounds	1.000	(3-3)	Michelle Woods vs Arizona State (11/25/14)
	1.000	(3-3)	Adrienne Motley vs North Florida (11/21/14)
Assists	13		Erykah Davenport vs Washington (03/20/15)
	12		Jassany Williams at Virginia Tech (01/11/15)
Steals	12		Jassany Williams vs Tulsa (11/29/14)
	7		Jessica Thomas at #23/22 Syracuse (02/12/15)
Points	6		Michelle Woods vs #9/8 Florida State (03/01/15)
	6		Adrienne Motley vs Wisconsin (12/04/14)
Field Goals Made	5		Adrienne Motley vs Boston College (01/04/15)
	5		Jessica Thomas vs Florida A&M (12/28/14)
Field Goal Att.	5		Suriya McGuire vs Wisconsin (12/04/14)
	5		

PLAYER GAME HIGHS

Blocked Shots	9	Jassany Williams vs #4/4 Notre Dame (01/08/15)
	8	Jassany Williams at Virginia Tech (01/11/15)
Turnovers	6	Jessica Thomas vs Virginia (03/05/15)
	6	Michelle Woods at NC State (02/19/15)
	6	Suriya McGuire at #4/4 Louisville (01/25/15)
Fouls	5	Michelle Woods at #18/15 Iowa (03/22/15)
	5	Erykah Davenport at #9/8 Florida State (02/08/15)
	5	Jassany Williams vs Virginia (01/21/15)
	5	Necole Sterling vs Florida A&M (12/28/14)
	5	Michelle Woods at Tulane (12/19/14)
Minutes	5	Michelle Woods vs Wisconsin (12/04/14)
	5	Erykah Davenport vs Illinois State (11/28/14)
	37	Jessica Thomas at #18/15 Iowa (03/22/15)
	37	Adrienne Motley vs #17/14 North Carolina (02/22/15)
	37	Adrienne Motley at NC State (02/19/15)
	37	Adrienne Motley vs Georgia Tech (02/15/15)
	37	Adrienne Motley at #9/8 Florida State (02/08/15)

OPPONENT PLAYER GAME HIGHS

All games

OPPONENT INDIVIDUAL GAME HIGHS

Points	27		Jewell Loyd vs #4/4 Notre Dame (01/08/15)
	24		Elizabeth Williams at #16/14 Duke (01/18/15)
	24		NASH, Olivia vs Oakland (11/14/14)
	23		Brianna Kiesel at Pittsburgh (02/01/15)
	23		HINES-ALLEN, Myisha at #4/4 Louisville (01/25/15)
Field Goals Made	12		Elizabeth Williams at #16/14 Duke (01/18/15)
	10		HINES-ALLEN, Myisha at #4/4 Louisville (01/25/15)
	10		NASH, Olivia vs Oakland (11/14/14)
Field Goal Att.	20		Alexis Peterson at #23/22 Syracuse (02/12/15)
	20		Brianna Butler at #23/22 Syracuse (02/12/15)
	20		Jewell Loyd vs #4/4 Notre Dame (01/08/15)
FG Pct (min 5 made)	.909	(10-11)	HINES-ALLEN, Myisha at #4/4 Louisville (01/25/15)
	.857	(6-7)	DEEMER, Jenna vs LSU (12/29/14)
	.857	(6-7)	Gulczynski, Jacki vs Wisconsin (12/04/14)
3-Point FG Made	5		Calicott, Millesa at Wake Forest (02/26/15)
	4		DEEMER, Jenna vs LSU (12/29/14)
	4		HARDEN, DaSHAWN vs LSU (12/29/14)
3-Point FG Att.	13		Vanessa Panousis vs Virginia Tech (02/05/15)
	12		Brianna Butler at #23/22 Syracuse (02/12/15)
3-Pt FG Pct (min 2 made)	1.000	(3-3)	Chelsea Welch at Pittsburgh (02/01/15)
	1.000	(3-3)	LINDSAY,CHELSEA vs Clemson (01/15/15)
	1.000	(2-2)	Peschel, Kali at #18/15 Iowa (03/22/15)
	1.000	(2-2)	Jewell Loyd vs #2/2 Notre Dame (03/06/15)
	1.000	(2-2)	RUBIN,Taneka vs Florida A&M (12/28/14)
	1.000	(2-2)	EBOMWONYI, Adesuwa at Tulane (12/19/14)
	1.000	(2-2)	Gulczynski, Jacki vs Wisconsin (12/04/14)
Free Throws Made	10		Brianna Kiesel at Pittsburgh (02/01/15)
	8		Madison Cable vs #2/2 Notre Dame (03/06/15)
	8		Sarah Imovbioh vs Virginia (01/21/15)
	8		Jewell Loyd vs #4/4 Notre Dame (01/08/15)
	8		MORGAN, Kolby at Tulane (12/19/14)
Free Throw Att.	12		Sarah Imovbioh vs Virginia (01/21/15)
	12		DOW, China at Middle Tennessee (11/17/14)
FT Pct (min 3 made)	1.000	(10-10)	Brianna Kiesel at Pittsburgh (02/01/15)
	1.000	(8-8)	Madison Cable vs #2/2 Notre Dame (03/06/15)
	1.000	(8-8)	MORGAN, Kolby at Tulane (12/19/14)
	1.000	(6-6)	Doolittle, Bethany at #18/15 Iowa (03/22/15)
	1.000	(6-6)	Bulgak, Adut at #9/8 Florida State (02/08/15)
	1.000	(6-6)	TURNER, Mariah vs Tulsa (11/29/14)
	1.000	(6-6)	SMITH, Destinee vs North Florida (11/21/14)
	1.000	(5-5)	Monica Wignot at Pittsburgh (02/01/15)
	1.000	(5-5)	CLARK, Ashley vs Tulsa (11/29/14)
	1.000	(4-4)	Dixon, Melissa at #18/15 Iowa (03/22/15)
	1.000	(4-4)	Plum, Kelsey vs Washington (03/20/15)
	1.000	(4-4)	Faith Randolph vs Virginia (03/05/15)
	1.000	(4-4)	Romero, Leticia vs #9/8 Florida State (03/01/15)
	1.000	(4-4)	Aaliyah Whiteside vs Georgia Tech (02/15/15)
	1.000	(4-4)	Diamond Henderson at #23/22 Syracuse (02/12/15)
	1.000	(4-4)	Lindsay Allen vs #4/4 Notre Dame (01/08/15)
	1.000	(4-4)	RUBIN,Taneka vs Florida A&M (12/28/14)
	1.000	(4-4)	BRIGGS, Loliya vs Jacksonville (12/06/14)
	1.000	(4-4)	Bauman, Nicole vs Wisconsin (12/04/14)
	1.000	(4-4)	Gulczynski, Jacki vs Wisconsin (12/04/14)

OPPONENT PLAYER GAME HIGHS

	1.000	(3-3)	Jennings, Whitney at #18/15 Iowa (03/22/15)
Rebounds	17		Bulgak, Adut at #9/8 Florida State (02/08/15)
	14		Stephanie Mavunga vs #17/14 North Carolina (02/22/15)
	14		NASH, Olivia vs Oakland (11/14/14)
Assists	8		Davis, Jazmine vs Washington (03/20/15)
	7		Logic, Samantha at #18/15 Iowa (03/22/15)
	7		Brianna Kiesel at Pittsburgh (02/01/15)
Steals	7		MOORE, Mariya at #4/4 Louisville (01/25/15)
	5		Brianna Kiesel at Pittsburgh (02/01/15)
	4		Kaela Davis vs Georgia Tech (02/15/15)
	4		SMITH, Bria at #4/4 Louisville (01/25/15)
Blocked Shots	4		MORGAN, Kolby at Tulane (12/19/14)
	5		Stasha Carey at Pittsburgh (02/01/15)
	5		Monica Wignot at Pittsburgh (02/01/15)
Turnovers	5		Taijah Campbell at Virginia Tech (01/11/15)
	7		Logic, Samantha at #18/15 Iowa (03/22/15)
	7		SAMUELS, Keena vs Coppin State (12/13/14)
	7		REDDICK, Sherranda vs Jacksonville (12/06/14)
	7		CLARK, Ashley vs Tulsa (11/29/14)
Fouls	7		HALL, Stekara vs Illinois State (11/28/14)
	5		Williams, Aminah vs Washington (03/20/15)
	5		Imani Tilford vs Georgia Tech (02/15/15)
	5		Zaire O'Neil vs Georgia Tech (02/15/15)
	5		Maggie Morrison at #23/22 Syracuse (02/12/15)
	5		Slaughter, Ivey at #9/8 Florida State (02/08/15)
	5		Taijah Campbell vs Virginia Tech (02/05/15)
	5		Vanessa Panousis vs Virginia Tech (02/05/15)
	5		Yacine Diop at Pittsburgh (02/01/15)
	5		Lauren Moses vs Virginia (01/21/15)
	5		Taijah Campbell at Virginia Tech (01/11/15)
5		Canada, Jordin vs UCLA (12/18/14)	
5		GROVEY, Kelsee vs Tulsa (11/29/14)	
5		SOMERFIELD, Leah vs Oakland (11/14/14)	

CATEGORY LEADERS

All games

Points	G	Pts	Pts/G
Adrienne Motley	33	557	16.9
Jessica Thomas	33	307	9.3
Michelle Woods	33	279	8.5
Necole Sterling	32	231	7.2
Suriya McGuire	33	214	6.5
Jassany Williams	33	181	5.5
Nigia Greene	33	167	5.1
Erykah Davenport	33	116	3.5
Laura Quevedo	15	89	5.9
Khaila Prather	33	61	1.8
Keyanna Harris	23	25	1.1

FG Percentage	FG	Att	Pct
Adrienne Motley	214	435	.492
Erykah Davenport	50	114	.439
Jassany Williams	71	173	.410
Nigia Greene	60	155	.387
Laura Quevedo	27	73	.370
Necole Sterling	84	228	.368
Keyanna Harris	8	23	.348
Michelle Woods	83	240	.346
Jessica Thomas	106	309	.343
Suriya McGuire	71	207	.343
Khaila Prather	22	69	.319

3-Point Percentage	3FG	Att	Pct
Necole Sterling	42	116	.362
Adrienne Motley	35	99	.354
Laura Quevedo	17	50	.340
Michelle Woods	36	114	.316
Jessica Thomas	45	155	.290
Nigia Greene	29	103	.282
Suriya McGuire	11	44	.250
Keyanna Harris	1	5	.200

Free Throw Percent	FG	Att	Pct
Nigia Greene	18	22	.818
Laura Quevedo	18	23	.783
Adrienne Motley	94	123	.764
Jassany Williams	39	52	.750
Jessica Thomas	50	68	.735
Keyanna Harris	8	11	.727
Michelle Woods	77	112	.688
Suriya McGuire	61	105	.581
Necole Sterling	21	37	.568
Khaila Prather	17	36	.472
Erykah Davenport	16	37	.432

Scoring Average	G	Pts	Avg/G
Adrienne Motley	33	557	16.9
Jessica Thomas	33	307	9.3
Michelle Woods	33	279	8.5
Necole Sterling	32	231	7.2
Suriya McGuire	33	214	6.5
Laura Quevedo	15	89	5.9
Jassany Williams	33	181	5.5
Nigia Greene	33	167	5.1
Erykah Davenport	33	116	3.5
Khaila Prather	33	61	1.8
Keyanna Harris	23	25	1.1

Field Goal Attempts	G	Att	Att/G
Adrienne Motley	33	435	13.2
Jessica Thomas	33	309	9.4
Michelle Woods	33	240	7.3
Necole Sterling	32	228	7.1
Suriya McGuire	33	207	6.3

Field Goals Made	G	Made	Made/G
Adrienne Motley	33	214	6.5
Jessica Thomas	33	106	3.2
Necole Sterling	32	84	2.6
Michelle Woods	33	83	2.5
Suriya McGuire	33	71	2.2
Jassany Williams	33	71	2.2

3-Point FG Attempts	G	Att	Att/G
Jessica Thomas	33	155	4.7
Necole Sterling	32	116	3.6
Michelle Woods	33	114	3.5
Nigia Greene	33	103	3.1
Adrienne Motley	33	99	3.0

3-Point FG Made	G	Made	Made/G
Jessica Thomas	33	45	1.4
Necole Sterling	32	42	1.3
Michelle Woods	33	36	1.1
Adrienne Motley	33	35	1.1
Nigia Greene	33	29	0.9

Free Throw Attempts	G	Att	Att/G
Adrienne Motley	33	123	3.7
Michelle Woods	33	112	3.4
Suriya McGuire	33	105	3.2
Jessica Thomas	33	68	2.1
Jassany Williams	33	52	1.6

Free Throws Made	G	Made	Made/G
Adrienne Motley	33	94	2.8
Michelle Woods	33	77	2.3
Suriya McGuire	33	61	1.8
Jessica Thomas	33	50	1.5
Jassany Williams	33	39	1.2

CATEGORY LEADERS

All games

Rebounds	G	Reb	Reb/G
Jassany Williams	33	199	6.0
Suriya McGuire	33	142	4.3
Adrienne Motley	33	139	4.2
Michelle Woods	33	126	3.8
Erykah Davenport	33	121	3.7

Rebound Average	G	Reb	Avg/G
Jassany Williams	33	199	6.0
Laura Quevedo	15	72	4.8
Suriya McGuire	33	142	4.3
Adrienne Motley	33	139	4.2
Michelle Woods	33	126	3.8

Offensive Rebounds	G	No.	Avg/G
Jassany Williams	33	88	2.7
Erykah Davenport	33	47	1.4
Suriya McGuire	33	44	1.3
Adrienne Motley	33	43	1.3
Khaila Prather	33	41	1.2

Defensive Rebounds	G	No.	Avg/G
Jassany Williams	33	111	3.4
Suriya McGuire	33	98	3.0
Adrienne Motley	33	96	2.9
Michelle Woods	33	95	2.9
Jessica Thomas	33	79	2.4

Fouls	G	No.	Per/G
Michelle Woods	33	90	2.7
Jassany Williams	33	81	2.5
Erykah Davenport	33	76	2.3
Jessica Thomas	33	64	1.9
Necole Sterling	32	62	1.9

Foulsouts	G	No.
Michelle Woods	33	3
Erykah Davenport	33	2
Necole Sterling	32	1
Jassany Williams	33	1

Assists	G	No.	Ast/G
Jessica Thomas	33	74	2.2
Michelle Woods	33	73	2.2
Adrienne Motley	33	68	2.1
Suriya McGuire	33	50	1.5
Necole Sterling	32	32	1.0

Steals	G	No.	Stl/G
Adrienne Motley	33	47	1.4
Jessica Thomas	33	41	1.2
Nigia Greene	33	35	1.1
Suriya McGuire	33	33	1.0
Michelle Woods	33	31	0.9
Jassany Williams	33	31	0.9

Blocked Shots	G	No.	Blk/G
Jassany Williams	33	76	2.3
Erykah Davenport	33	18	0.5
Khaila Prather	33	15	0.5
Suriya McGuire	33	12	0.4
Michelle Woods	33	5	0.2

Minutes	G	No.	Min/G
Adrienne Motley	33	1035	31.4
Jessica Thomas	33	868	26.3
Michelle Woods	33	856	25.9
Suriya McGuire	33	714	21.6
Jassany Williams	33	692	21.0

Turnovers	G	No.	TO/G
Jessica Thomas	33	67	2.0
Michelle Woods	33	66	2.0
Adrienne Motley	33	55	1.7
Suriya McGuire	33	55	1.7
Erykah Davenport	33	48	1.5

PLAYER GAME-BY-GAME POINTS-REBOUNDS-ASSISTS

All games

Opponent	Date	Score	All games							
			00 HARRIS,KEY	03 THOMAS,JES	05 GREENE,NIG	10 WOODS,MICH	12 OUEVEDO,LA	15 STERLING,N	21 WILLIAMS,J	
OAKLAND	11/14/14	66-53	w	0-0-0	7-2-4	8-1-0	5-4-2	3-7-1	0-1-1	0-5-0
at Middle Tennessee	11/17/14	48-53	L	0-0-0	17-2-0	10-3-0	11-4-0	0-3-2	0-4-0	4-6-0
NORTH FLORIDA	11/21/14	81-53	w	2-1-1	11-3-5	7-2-2	2-3-3	15-6-1	5-5-1	6-1-0
ARIZONA STATE	11/25/14	61-65	L	DNP	5-0-2	0-1-0	9-3-2	6-9-1	5-2-1	3-8-0
ILLINOIS STATE	11/28/14	95-44	w	9-2-3	14-1-5	16-2-0	8-6-1	7-7-1	7-3-3	4-7-0
TULSA	11/29/14	69-57	w	0-1-0	10-4-3	3-2-0	3-5-2	2-2-1	10-3-1	12-12-0
WISCONSIN	12/04/14	66-54	w	0-0-0	5-1-1	3-0-0	0-4-0	7-4-2	3-0-0	8-4-0
JACKSONVILLE	12/06/14	65-36	w	2-2-0	13-5-1	12-1-1	3-4-2	2-4-2	3-0-0	2-3-0
COPPIN STATE	12/13/14	70-54	w	2-1-1	8-2-5	11-3-0	0-2-1	7-7-0	8-2-0	4-5-0
vs UCLA	12/18/14	74-67	w	DNP	0-2-1	8-1-1	17-5-3	4-4-1	0-0-1	5-9-0
at Tulane	12/19/14	65-70	L	0-0-0	5-3-1	0-0-0	5-2-1	0-0-0	20-6-1	10-9-1
FLORIDA A&M	12/28/14	83-47	w	0-2-0	11-0-3	14-3-2	17-5-4	9-6-3	3-0-1	10-6-0
LSU	12/29/14	76-71	w	DNP	9-1-2	7-1-0	5-4-4	8-3-0	15-3-1	0-3-0
BOSTON COLLEGE	01/04/15	74-53	w	0-0-0	12-4-3	2-3-0	3-7-4	13-8-2	4-1-1	3-7-0
#4/4 NOTRE DAME	01/08/15	78-63	w	DNP	2-2-0	2-0-0	9-2-2	6-2-2	8-2-1	6-8-0
at Virginia Tech	01/11/15	62-45	w	0-0-0	9-1-1	12-2-0	3-3-2	DNP	2-1-1	3-12-0
CLEMSON	01/15/15	79-42	w	0-1-0	9-2-2	4-3-1	12-4-2	DNP	17-4-1	10-10-1
at #16/14 Duke	01/18/15	53-68	L	0-1-0	8-2-3	6-0-0	2-3-3	DNP	17-6-1	5-3-0
VIRGINIA	01/21/15	67-58	w	0-0-0	18-0-2	7-0-1	12-1-5	DNP	2-1-0	4-9-0
at #4/4 Louisville	01/25/15	55-68	L	DNP	8-4-3	0-1-1	10-4-3	DNP	8-6-1	6-2-0
at Pittsburgh	02/01/15	66-81	L	0-1-0	7-3-0	0-0-0	11-3-3	DNP	4-1-3	4-4-0
VIRGINIA TECH	02/05/15	42-39	w	0-1-0	2-3-0	0-1-0	8-8-0	DNP	5-4-0	3-3-0
at #9/8 Florida State	02/08/15	60-80	L	2-1-0	14-3-1	2-0-0	5-1-3	DNP	DNP	10-1-1
at #23/22 Syracuse	02/12/15	85-71	w	5-0-0	8-4-7	5-4-1	15-6-3	DNP	2-2-1	9-5-0
GEORGIA TECH	02/15/15	64-59	w	0-0-0	5-3-2	11-2-1	13-6-1	DNP	8-2-2	6-5-1
at NC State	02/19/15	65-68	L	0-1-0	0-2-5	0-0-0	20-5-1	DNP	7-1-1	2-8-0
#17/14 NORTH CAROLINA	02/22/15	65-66	L	DNP	12-9-1	0-0-1	18-6-1	DNP	8-0-0	3-9-0
at Wake Forest	02/26/15	59-60	L	3-0-3	4-5-3	4-1-0	9-0-2	DNP	5-2-1	9-5-0
#9/8 FLORIDA STATE	03/01/15	55-69	L	0-0-0	3-0-0	4-2-0	12-3-6	DNP	9-5-0	0-6-0
vs Virginia	03/05/15	62-52	w	DNP	8-5-3	4-3-0	5-4-1	DNP	13-3-1	8-8-0
vs #2/2 Notre Dame	03/06/15	61-77	L	DNP	24-3-1	2-2-1	4-3-1	DNP	7-4-0	16-6-0
vs Washington	03/20/15	86-80	w	DNP	19-6-1	0-0-1	17-4-2	DNP	11-4-3	0-5-0
at #18/15 Iowa	03/22/15	70-88	L	DNP	20-1-3	3-2-0	6-2-3	DNP	15-7-3	6-5-0

Opponent	Date	Score	All games				
			23 MOTLEY,ADR	25 PRATHER,KH	30 DAVENPORT,	33 MCGUIRE,SU	
OAKLAND	11/14/14	66-53	w	21-6-3	4-1-0	6-2-0	12-10-0
at Middle Tennessee	11/17/14	48-53	L	0-3-0	0-3-0	0-2-0	6-6-3
NORTH FLORIDA	11/21/14	81-53	w	21-4-1	3-6-0	2-4-0	7-3-2
ARIZONA STATE	11/25/14	61-65	L	21-3-0	0-0-0	4-2-0	8-2-0
ILLINOIS STATE	11/28/14	95-44	w	16-4-2	2-5-0	5-2-0	7-4-1
TULSA	11/29/14	69-57	w	17-5-0	2-4-1	0-0-0	10-5-2
WISCONSIN	12/04/14	66-54	w	21-7-6	0-2-0	0-2-0	19-2-0
JACKSONVILLE	12/06/14	65-36	w	17-1-3	2-5-0	9-5-1	0-1-2
COPPIN STATE	12/13/14	70-54	w	10-3-5	5-4-1	5-5-0	10-5-0
vs UCLA	12/18/14	74-67	w	23-3-3	0-0-0	4-4-0	13-4-2
at Tulane	12/19/14	65-70	L	17-3-1	0-0-0	4-0-0	4-8-5
FLORIDA A&M	12/28/14	83-47	w	12-4-5	6-5-1	1-5-0	0-1-1
LSU	12/29/14	76-71	w	16-5-1	6-6-0	0-1-0	10-3-3
BOSTON COLLEGE	01/04/15	74-53	w	16-4-3	4-2-0	7-4-0	10-7-1
#4/4 NOTRE DAME	01/08/15	78-63	w	32-7-4	2-3-0	0-0-0	11-8-2
at Virginia Tech	01/11/15	62-45	w	22-8-0	4-6-1	2-5-0	5-3-0
CLEMSON	01/15/15	79-42	w	15-4-0	2-5-0	2-2-0	8-6-5
at #16/14 Duke	01/18/15	53-68	L	8-3-1	2-3-0	4-7-1	1-4-1
VIRGINIA	01/21/15	67-58	w	8-3-2	2-6-1	3-9-0	11-7-1
at #4/4 Louisville	01/25/15	55-68	L	18-4-2	2-3-0	0-2-0	3-8-1
at Pittsburgh	02/01/15	66-81	L	17-7-2	0-6-0	13-8-0	10-9-1
VIRGINIA TECH	02/05/15	42-39	w	16-5-1	0-2-2	5-7-0	3-3-2
at #9/8 Florida State	02/08/15	60-80	L	14-3-4	2-10-0	2-3-0	9-5-0
at #23/22 Syracuse	02/12/15	85-71	w	14-3-3	2-3-0	8-5-0	17-0-3
GEORGIA TECH	02/15/15	64-59	w	18-6-1	1-1-0	0-3-0	2-2-2
at NC State	02/19/15	65-68	L	27-8-2	0-1-0	4-3-1	5-7-5
#17/14 NORTH CAROLINA	02/22/15	65-66	L	13-2-1	1-2-0	10-3-0	0-2-1
at Wake Forest	02/26/15	59-60	L	19-3-3	0-2-0	4-2-0	2-3-2
#9/8 FLORIDA STATE	03/01/15	55-69	L	20-5-2	2-2-0	5-3-0	0-1-0
vs Virginia	03/05/15	62-52	w	15-5-3	0-0-0	0-2-0	9-6-1
vs #2/2 Notre Dame	03/06/15	61-77	L	5-2-2	2-3-0	1-3-0	0-0-1
vs Washington	03/20/15	86-80	w	30-4-1	1-1-0	6-13-1	2-5-0
at #18/15 Iowa	03/22/15	70-88	L	18-2-1	2-3-0	0-3-0	0-2-0



HISTORY & RECORDS

Conference Tournament History.....	58
Postseason History.....	59
NCAA Tournament Teams.....	60-61
® WNIT Teams.....	62
Hurricane Honors	63-64
Team Game Records	65
Team NCAA Tournament Game Records	65
Team Season Records & Streaks	66
Individual Career Records.....	67-68
Individual Season Records.....	68-69
Individual Game Records	69
Individual NCAA Tournament Game Records	70
Year-by-Year Leaders	70-71
1,000 Points Club.....	72-74
All-Time Results.....	75-81
All-Time Series Records	82
All-Time Series Results	83-89
Year-by-Year Coaching Records.....	90
Hurricane Letterwinners.....	91
Retired Numbers	92

CONFERENCE TOURNAMENT HISTORY

NWSAC Tournament Results (3-0)

1990-91		Tournament champions	
3/7/91	vs. Stetson	W	98-77
3/8/91	vs. FIU	W	75-55
3/9/91	vs. Florida A&M	W	73-44

BIG EAST Tournament Results (14-11)

1991-92 (Storrs, Conn.)		Tournament champions	
3/7/92	vs. Seton Hall	W	76-62
3/8/92	vs. Providence	W	82-70
3/9/92	at Connecticut	W	56-47

1992-93 (Providence, R.I.)		Tournament champions	
3/6/93	vs. St. John's	W	84-61
3/7/93	vs. Villanova	W	67-49
3/8/93	at Providence	W	76-55

1993-94 (Storrs, Conn.)			
3/5/94	vs. Pittsburgh	L	70-60

1994-95 (South Orange, N.J.)			
3/4/95	at Seton Hall	L	66-50

1995-96 (Storrs, Conn.)			
3/2/96	vs. Pittsburgh	L	52-49

1996-97 (Storrs, Conn.)			
3/1/97	vs. Pittsburgh	W	64-50
3/2/97	vs. Boston College	W	63-48
3/3/97	at Connecticut	L	98-71

1997-98 (Piscataway, N.J.)			
3/1/98	vs. Georgetown	W	81-66
3/2/98	at Rutgers	L	81-62

1998-99 (Piscataway, N.J.)			
2/27/99	vs. West Virginia	W	86-69
2/28/99	at Rutgers	L	79-53

1999-2000 (Storrs, Conn.)			
3/4/00	vs. Seton Hall	W	69-42
3/5/00	vs. Notre Dame	L	67-52

2000-01 (Storrs, Conn.)			
3/3/01	vs. Boston College	L	62-49

2001-02 (Piscataway, N.J.)			
3/2/02	vs. Georgetown	W	69-52
3/3/02	vs. Villanova	L	68-49

2002-03 (Piscataway, N.J.)			
3/8/03	vs. Syracuse	W	77-64
3/9/03	at Rutgers	W	77-74
3/10/03	vs. Villanova	L	65-59

2003-04 (Hartford, Conn.)			
3/7/04	vs. Boston College	L	65-53

ACC Tournament Results (4-11)

2004-05 (No. 8 seed — Greensboro, N.C.)			
3/4/05	vs. No. 8 Georgia Tech	W	60-58
3/5/05	vs. No. 1 North Carolina	L	64-57

2005-06 (No. 6 seed — Greensboro, N.C.)			
3/2/06	vs. No. 11 Georgia Tech	L	79-62

2006-07 (No. 11 seed — Greensboro, N.C.)			
3/1/07	vs. No. 6 Georgia Tech	L	66-52

2007-08 (No. 12 seed — Greensboro, N.C.)			
3/6/08	vs. No. 5 Georgia Tech	L	76-49

2008-09 (No. 10 seed — Greensboro, N.C.)			
3/5/09	vs. No. 7 Boston College	L	76-59

2009-10 (No. 12 seed — Greensboro, N.C.)			
3/4/10	vs. No. 7 Wake Forest	L	61-60 (OT)

2010-11 (No. 2 seed — Greensboro, N.C.)			
3/4/11	vs. No. 10 NC State	W	93-85
3/5/11	vs. 6 North Carolina	L	83-57

2011-12 (No. 2 seed — Greensboro, N.C.)			
3/2/12	vs. No. 7 Wake Forest	L	81-74

2012-13 (No. 5 seed — Greensboro, N.C.)			
3/7/13	vs. No. 12 Virginia Tech	W	45-39
3/8/13	vs. No. 4 Florida State	L	70-58

2013-14 (No. 8 seed — Greensboro, N.C.)			
3/6/14	vs. No. 9 Florida State	L	72-67 (OT)

2014-15 (No. 8 seed — Greensboro, N.C.)			
3/5/15	vs. No. 9 Virginia	W	62-52
3/6/15	vs. No. 1 Notre Dame	L	77-61

POSTSEASON HISTORY

NCAA Tournament Results (5-10)

1988-89 (No. 8 seed — Midwest Region)				
3/15/89	at No. 9 Oklahoma State	L	93-69	Stillwater, Okla.
1991-92 (No. 2 seed — East Region)				
3/21/92	vs. No. 7 North Carolina	W	86-72	Coral Gables, Fla.
3/26/92	vs. No. 3 Vanderbilt	L	77-67	Charlottesville, Va.
1992-93 (No. 5 seed — East Region)				
3/17/93	vs. No. 12 St. Peter's	W	61-44	Coral Gables, Fla.
3/20/93	at No. 4 Western Kentucky	L	73-63	Bowling Green, Ky.
1997-98 (No. 11 seed — Midwest Region)				
3/14/98	vs. No. 6 Clemson	L	60-49	Ruston, La.
2002-03 (No. 11 seed — Midwest Region)				
3/22/03	at No. 6 New Mexico	L	91-85 (OT)	Albuquerque, N.M.
2003-04 (No. 5 seed — West Region)				
3/21/04	vs. No. 12 Maryland	L	86-85	Baton Rouge, La.
2010-11 (No. 3 seed — Dayton Region)				
3/20/11	vs. No. 14 Gardner-Webb	W	80-62	Charlottesville, Va.
3/22/11	vs. No. 6 Oklahoma	L	88-83	Charlottesville, Va.
2011-12 (No. 3 seed — Kingston Region)				
3/17/12	vs. No. 14 Idaho State	W	70-41	Spokane, Wash.
3/19/12	at No. 11 Gonzaga	L	65-54	Spokane, Wash.
2012-13 (No. 8 seed — Norfolk Region)				
3/24/13	at No. 8 Iowa	L	69-53	Iowa City, Iowa
2014-15 (No. 11 seed — Oklahoma City Region)				
3/22/15	vs. No. 6 Washington	W	86-80	Iowa City, Iowa
3/24/15	at No. 3 Iowa	L	88-70	Iowa City, Iowa

NCAA Tournament

NCAA Appearances	10
Overall Record	5-10
Sweet 16 Appearances	1

1988-89	First Round
1991-92	Sweet Sixteen
1992-93	Second Round
1997-98	First Round
2002-03	First Round
2003-04	First Round
2010-11	Second Round
2011-12	Second Round
2012-13	First Round
2014-15	Second Round

AIAW Results (0-2)

1980-81				
3/5/81	at Southern Miss	L	80-75	Hattiesburg, Miss.
1981-82				
3/7/82	vs. Delta State	L	81-66	Tallahassee, Fla.

AIAW

AIAW Appearances	2
Overall Record	0-2

WNIT Results (8-7)

1989-90*				
3/22/90	vs. Illinois State	W	85-83	Amarillo, Texas
3/23/90	vs. Kentucky	L	80-68	Amarillo, Texas
3/24/90	vs. Charlotte	L	82-80	Amarillo, Texas
1998-99				
3/12/99	at Rice	L	65-58	Houston, Texas
2001-02				
3/13/02	at Georgia Tech	W	73-64	Atlanta, Ga.
3/16/02	at Houston	L	83-76	Houston, Texas
2005-06				
3/18/06	vs. FIU	W	95-83	Coral Gables, Fla.
3/22/06	at Virginia	L	82-73	Charlottesville, Va.
2009-10				
3/18/10	vs. FGCU	W	70-57	Coral Gables, Fla.
3/21/10	vs. Florida	W	77-64	Coral Gables, Fla.
3/25/10	vs. North Carolina A&T	W	84-77	Coral Gables, Fla.
3/28/10	at Providence	W	73-65	Providence, R.I.
3/31/10	at Michigan	W	76-59	Ann Arbor, Mich.
4/3/10	at California	L	73-61	Berkeley, Calif.
2013-14				
3/20/14	vs. Stetson	L	70-63	Coral Gables, Fla.

* Then called the National Women's Invitational Tournament

WNIT

WNIT Appearances	6
Overall Record	8-7
Finals Appearances	1

1989-90	Second Round
1998-99	First Round
2001-02	Second Round
2005-06	Second Round
2009-10	Final
2013-14	First Round

NCAA TOURNAMENT TEAMS

1988-89 Record: 21-8 (11-1 H, 7-7 A, 3-0 N)

Head Coach: Ferne Labati

Assistant Coaches: Robin Harmony, Carlos Aldave

3	Lisa Jones	F	5-9	JR	Miami, Fla. (Florida JC)
12	Elaine Harlow	G	5-5	JR	Cocoa Beach, Fla. (Cocoa Beach)
15	Julie Feicht	G	5-7	FR	East Liverpool, Ohio (Wellsville)
22	Merren Armour	G	5-9	FR	Annnville, Pa. (Annnville)
23	Tanya Wood	F	5-9	SO	Jersey City, N.J. (St. Peter's College)
24	Frances Savage	F	5-9	SO	Ft. Lauderdale, Fla. (Piper)
25	Melissa Edwards	C	6-0	JR	Morrow, Ga. (Morrow)
33	Vicki Bowers	F	5-10	FR	Nevada, Ohio (Upper Sandusky)
34	Chountelle Bullock	F	5-10	JR	Bradenton, Fla. (USF)
41	Sherri Eyer	F	5-10	FR	Hershey, Penn. (Hershey)
42	Jeannie Hebert	G	5-8	FR	North Pole, Alaska (Monroe Catholic)
43	Nanci Clayton	C	6-0	JR	Los Angeles, Calif. (Locke)

1991-92 Record: 30-2 (17-0 H, 11-1 A, 2-1 N)

BIG EAST: 18-0

BIG EAST Regular Season & Tournament Champions

Head Coach: Ferne Labati

Assistant Coaches: Robin Harmony, Dan Olson, Toni Smiley

14	Mary Tantillo	G	5-5	SO	North Beach, N.J. (Southern Regional)
15	Dellareese Wilson	G	5-9	JR	Miami, Fla. (Norland)
20	Tanya Young	F	5-11	FR	Miami, Fla. (South Miami)
22	Merren Armour	G	5-9	SR	Canberra, Australia (Annnville, PA)
23	Ronnie McGarry	F	5-11	SO	W. Swanzey, N.H. (Monadnock Regional)
24	Frances Savage	F	5-9	SR	Ft. Lauderdale, Fla. (Piper)
25	Vicki Plowden	C	6-0	JR	Miami, Fla. (South Miami)
33	Vicki Bowers	F	5-10	SR	Nevada, Ohio (Upper Sandusky)
40	Carla Harris	G	5-9	JR	Miami, Fla. (Norland)
41	Sherri Eyer	F	5-10	SR	Hershey, Pa. (Hershey)
42	Jeannie Hebert	G	5-8	SR	North Pole, Alaska (Monroe Catholic)
43	Galia Maik	F	6-0	SO	Petah-Tikva, Israel (Tel-Aviv University)
44	Cami Young	F	6-0	JR	Orlando, Fla. (Valencia CC)

1992-93 Record: 24-7 (13-3 H, 8-4 A, 2-0 N)

BIG EAST: 15-3

BIG EAST Regular Season & Tournament Champions

Head Coach: Ferne Labati

Assistant Coaches: Robin Harmony, Toni Smiley

Grad. Asst: Jeannie Hebert

3	Nicki Mitchell	G	5-6	JR	St. Pete, Fla. (Miami-Dade CC South)
12	Holly Riling	G	5-4	FR	Waynesboro, Va. (Waynesboro)
14	Mary Tantillo	G	5-6	SR	North Beach, N.J. (Southern Regional)
15	Dellareese Wilson	G	5-9	SR	Miami, Fla. (Norland)
20	Tanya Young	F	5-11	SO	Miami, Fla. (South Miami)
21	Desma Thomas	F	5-11	FR	Miami, Fla. (American)
22	Christine Olson	C	6-4	FR	Seminole, Fla. (Seminole)
23	Ronnie McGarry	F	5-11	JR	W. Swanzey, N.H. (Monadnock Regional)
25	Vicki Plowden	C	6-0	SR	Miami, Fla. (South Miami)
30	Nina Wagner	G	5-5	SO	Horsham, Pa. (Archbishop Wood)
32	Veronica Watson	C	6-3	FR	Pigeon Forge, Tenn. (Sevier County)
33	Mionsha Jones	F	5-11	FR	Miami, Fla. (American)
41	Carla Harris	G	5-9	SR	Miami, Fla. (Norland)
43	Galia Maik	F	6-0	JR	Petah-Tikva, Israel (Tel-Aviv University)
44	Cami Young	F	6-0	JR	Orlando, Fla. (Valencia CC)

1997-98 Record: 19-10 (12-1 H, 5-8 A, 2-1 N)

BIG EAST: 13-5

Head Coach: Ferne Labati

Associate Head Coach: Robin Harmony

Assistant Coaches: Toni Smiley, Nina Wagner

3	McChelle Murray	G	5-11	SR	Hollywood, Fla. (Norland)
10	Octavia Blue	F	6-1	SR	Deerfield Beach, Fla. (Davie Nova)
13	Gina Graziani	G	5-8	SO	Pembroke Pines, Fla. (Cooper City)
14	Tessa Iacoboni	G	5-5	SR	Holidaysburg, Pa. (Holidaysburg Senior)
20	Shannon Drury	G	5-8	SO	Virginia Beach, Va. (Frank W. Cox)
23	Kym Hope	F/C	6-2	JR	Hollywood, Fla. (McArthur)
24	Dona Nando	G	5-6	FR	Flushing, N.Y. (Cardozo)
31	Cassandra Wimes	G	5-10	JR	Miami, Fla. (Central)
34	Beth Barnhart	G	5-9	JR	Hodgen, Okla. (Moss School)
41	Camilla Östh	F/C	6-2	JR	Sodertalje, Sweden (Sodertalje BKB)
42	Jennifer Jordan	C	6-0	JR	Miami, Fla. (Norland)
53	Saritta Hines	F	5-11	FR	Detroit, Mich. (Martin Luther King)

2002-03 Record: 18-11 (11-4 H, 5-7 A, 2-2 N)

BIG EAST: 8-8

Head Coach: Ferne Labati

Associate Head Coach: Robin Harmony

Assistant Coaches: Geneva Morgan, Nina Wagner

1	Tatjana Marincic	G/F	6-2	FR	Mississauga, Ontario (T.L. Kennedy)
2	Tamara James	G/F	5-9	FR	Dania, Fla. (South Broward)
3	Melissa Knight	F	5-11	SO	Philadelphia, Pa. (William Penn Charter)
10	Yalonda McCormick	G	5-8	SO	Miami, Fla. (Monsignor Pace)
15	Vera Arsova	F	6-1	JR	STIP, Macedonia (Slavco Stojmenski)
22	Fallon Phanord	G	5-9	SO	Miami, Fla. (Dr. Michael M. Krop)
23	Shaquana Wilkins	F	6-2	JR	Plymouth, Fla. (Winter Park)
25	Meghan Saake	G	5-10	SR	Wellington, Fla. (Wellington)
30	Hutashi Wilson	G	5-6	JR	Toronto, Canada (Michael Power)
34	Alicia Hartlaub	F	6-2	SR	Schaefferstown, Pa. (Elco)
40	Katie Hayek	G	5-9	FR	Lancaster, Pa. (Lancaster Catholic)
53	Chanivia Broussard	F	6-0	JR	Miami, Fla. (Northwestern)

2003-04 Record: 22-7 (12-2 H, 7-3 A, 3-2 N)

BIG EAST: 11-5

Head Coach: Ferne Labati

Associate Head Coach: Robin Harmony

Assistant Coaches: Meghan Burke, Jackie Moore

00	Amy Audibert	F/C	6-3	FR	Niagara Falls, Ontario (A.N. Myer)
1	Tatjana Marincic	G/F	6-2	SO	Mississauga, Ontario (T.L. Kennedy)
2	Tamara James	G/F	5-9	SO	Dania, Fla. (South Broward)
3	Melissa Knight	F	5-11	JR	Philadelphia, Pa. (William Penn Charter)
5	Imani Dhahabu	F/C	6-1	FR	Vallejo, Calif. (Salesian)
10	Yalonda McCormick	G	5-8	JR	Miami, Fla. (Monsignor Pace)
15	Vera Arsova	F	6-1	SR	STIP, Macedonia (Slavco Stojmenski)
21	Sandra Jansson	G	5-6	FR	Sodertalje, Sweden (Vastergards)
22	Fallon Phanord	G	5-9	JR	Miami, Fla. (Dr. Michael M. Krop)
23	Shaquana Wilkins	F	6-2	SR	Plymouth, Fla. (Winter Park)
30	Hutashi Wilson	G	5-6	SR	Toronto, Canada (Michael Power)
40	Katie Hayek	G	5-9	SO	Lancaster, Pa. (Lancaster Catholic)
53	Chanivia Broussard	F	6-0	SR	Miami, Fla. (Northwestern)

NCAA TOURNAMENT TEAMS

2010-11 Record: 28-5 (20-0 H, 6-3 A, 2-2 N)

ACC: 12-2

Head Coach: Katie Meier

Assistant Coaches: Darrick Gibbs, Carolyn Kieger, Vernetta Skeete

1	Riquna Williams	G	5-6	JR	Pahokee, Fla. (Pahokee)
3	Stefanie Yderstrom	G	5-8	SO	Ostertalje, Sweden (Igelstaviken)
12	Krystal Saunders	G	5-8	FR	West Park, Fla. (South Broward)
21	Stephanie Gardner	G	5-7	FR	Glassboro, N.J. (Glassboro)
23	Shanel Williams	G	5-8	SO	Chesapeake, Va. (Indian River)
32	Morgan Stroman	F	6-1	SO	Hopkins, S.C. (Lower Richland)
34	Sylvia Bullock	F	6-2	JR	Anchorage, Alaska (South Anchorage)
42	Shenise Johnson	G	5-11	JR	Henrietta, N.Y. (Rush-Henrietta)
50	Maria Brown	F	6-1	FR	Monroe, La. (Ouchita Parish)
54	Selina Archer	C	6-4	FR	Clermont, Fla. (East Ridge)

2011-12 Record: 26-6 (16-0 H, 9-5 A, 1-1 N)

ACC: 14-2

Head Coach: Katie Meier

Assistant Coaches: Darrick Gibbs, Carolyn Kieger, Vernetta Skeete

1	Riquna Williams	G	5-6	SR	Pahokee, Fla. (Pahokee)
3	Stefanie Yderstrom	G	5-8	JR	Ostertalje, Sweden (Igelstaviken)
10	Michelle Woods	G	5-8	FR	Naples, Fla. (Community)
12	Krystal Saunders	G	5-8	SO	West Park, Fla. (South Broward)
15	Tyler Hobgood	F	6-1	FR	Oxford, N.C. (J.F. Webb)
23	Shanel Williams	G	5-8	JR	Chesapeake, Va. (Indian River)
24	Jessica Capers	F	6-2	JR	Gastonia, N.C. (Indian River CC)
32	Morgan Stroman	F	6-1	JR	Hopkins, S.C. (Lower Richland)
33	Suriya McGuire	G	5-11	FR	Minneapolis, Minn. (Roosevelt)
34	Sylvia Bullock	F	6-2	SR	Anchorage, Alaska (South Anchorage)
40	Shawnice Wilson	C	6-6	JR	Pittsburgh, Pa. (Pittsburgh)
42	Shenise Johnson	G	5-11	SR	Henrietta, N.Y. (Rush-Henrietta)
50	Maria Brown	F	6-1	SO	Monroe, La. (Ouchita Parish)
54	Selina Archer	C	6-4	SO	Clermont, Fla. (East Ridge)

2012-13 Record: 21-11 (15-3 H, 5-7 A, 1-1 N)

ACC: 11-7

Head Coach: Katie Meier

Assistant Coaches: Darrick Gibbs, Carolyn Kieger, Octavia Blue

1	Caprice Dennis	G	5-9	FR	Detroit, Mich. (Pershing)
3	Stefanie Yderstrom	G	5-8	SR	Ostertalje, Sweden (Igelstaviken)
10	Michelle Woods	G	5-8	SO	Naples, Fla. (Community)
12	Krystal Saunders	G	5-8	SO	West Park, Fla. (South Broward)
32	Morgan Stroman	F	6-1	SR	Hopkins, S.C. (Lower Richland)
33	Suriya McGuire	G	5-11	SO	Minneapolis, Minn. (Roosevelt)
40	Shawnice Wilson	C	6-6	SR	Pittsburgh, Pa. (Pittsburgh)
50	Maria Brown	F	6-1	JR	Monroe, La. (Ouchita Parish)

2014-15 Record: 20-13 (15-3 H, 2-9 A, 3-1 N)

ACC: 8-8

Head Coach: Katie Meier

Assistant Coaches: Darrick Gibbs, Octavia Blue, Zach Kancher

0	Keyanna Harris	F	6-0	FR	Riveria Beach, Fla. (William T. Dwyer)
3	Jessica Thomas	G	5-6	SO	Gainesville, Fla. (Buchholz)
5	Nigia Greene	G	5-10	RFR	Atlanta, Ga. (St. Francis)
10	Michelle Woods	G	5-8	RJR	Naples, Fla. (Community)
14	Aisha Edwards	G	5-8	FR	Boca Raton, Fla. (West Boca Raton)
15	Necole Sterling	F	5-10	SR	Los Angeles, Calif. (Gulf Coast State College)
20	Keyona Hayes	F	6-1	JR	Marietta, Ga. (St. Francis)
21	Jassany Williams	F	6-2	RSR	Davie, Fla. (Auburn)
23	Adrienne Motley	G	5-9	SO	Newport News, Va. (Woodside)
25	Khaila Prather	F	6-1	FR	Upper Marlboro, Md. (Riverdale Baptist)
30	Erykah Davenport	F	6-2	FR	Tucker, Ga. (Tucker)
33	Suriya McGuire	G	5-11	SR	Minneapolis, Minn. (Roosevelt)

WNIT TEAMS

WNIT

1989-90 Record: 25-6 (13-1 H, 8-1 A, 4-4 N)

Head Coach: Ferne Labati

Assistant Coaches: Robin Harmony, Tim Rapant, Toni Smiley

3	Lisa Jones	F	5-9	SR	Miami, Fla. (Florida JC)
12	Elaine Harlow	G	5-5	SR	Cocoa Beach, Fla. (Cocoa Beach)
14	Christi Johnson	G	5-5	SO	Chattanooga, Tenn. (Southridge, Fla.)
22	Merren Armour	G	5-9	SO	Anncville, Pa. (Anncville)
23	Tanya Wood	F	5-9	JR	Jersey City, N.J. (St. Peter's College)
24	Frances Savage	F	5-9	JR	Ft. Lauderdale, Fla. (Piper)
32	Margaret Farley	G/F	5-10	FR	Belle Glade, Fla. (Glades Central-Comm.)
33	Vicki Bowers	F	5-10	SO	Nevada, Ohio (Upper Sandusky)
35	Belinda Kunczt	C	6-4	FR	Peru, Ind. (Maconaquah)
41	Sherri Eyer	F	5-10	SO	Hershey, Penn. (Hershey)
42	Jeannie Hebert	G	5-8	SO	North Pole, Alaska (Monroe Catholic)
43	Nanci Clayton	C	6-0	SR	Los Angeles, Calif. (Locke)

1998-99 Record: 15-14 (10-4 H, 4-10 A, 1-0 N)

BIG EAST: 9-9

Head Coach: Ferne Labati

Assistant Coaches: Robin Harmony, Dan Olson, Toni Smiley

4	Rachel Oates	G	5-4	SO	Plantation, Fla. (Dade Christian)
5	Sheila James	G	5-3	FR	Rubonia, Fla. (Palmetto)
10	Bianca Rosales	G	5-9	SO	Miami, Fla. (Holy Cross)
13	Gina Graziani	G	5-8	JR	Pembroke Pines, Fla. (Cooper City)
20	Shannon Drury	G	5-8	JR	Virginia Beach, Va. (Frank W. Cox)
23	Kym Hope	F/C	6-2	SR	Hollywood, Fla. (McArthur)
24	Dona Nando	G	5-6	SO	Flushing, N.Y. (Cardozo)
30	Toni Williams	F/C	6-4	FR	LaBelle, Fla. (LaBelle)
31	Cassandra Wimes	G	5-10	SR	Miami, Fla. (Central)
33	Kathryn Fowler	F	6-0	FR	New York, N.Y. (Christ the King)
34	Beth Barnhart	G	5-9	SR	Hodgen, Okla. (Moss School)
41	Camilla Östh	F/C	6-2	SO	Sodertalje, Sweden (Sodertalje BBK)
42	Jennifer Jordan	C	6-0	SR	Miami, Fla. (Norland)
45	Martha Bodley	C	6-3	FR	St. Croix, U.S.V.I. (St. Croix Educational)
52	Christal White	F	5-11	FR	Pittsburgh, Pa. (Mt. Alvernia)

2001-02 Record: 19-12 (12-3 H, 5-8 A, 2-1 N)

BIG EAST: 10-6

Head Coach: Ferne Labati

Associate Head Coach: Robin Harmony

Assistant Coaches: Geneva Morgan, Nina Wagner

3	Melissa Knight	F	5-11	FR	Philadelphia, Pa. (William Penn Charter)
5	Sheila James	G	5-5	SR	Orlando, Fla. (Palmetto)
10	Yalonda McCormick	G	5-8	FR	Miami, Fla. (Monsignor Pace)
14	Yolanda Whigham	G	5-8	FR	Plant City, Fla. (Plant City)
15	Vera Arsova	F	6-1	FR	STIP, Macedonia (Slavco Stojmiski)
21	Amanda Papuga	G	5-10	JR	Oak Brook, Ill. (Lyons Township)
22	Fallon Phanord	G	5-9	FR	Miami, Fla. (Dr. Michael M. Krop)
23	Shaquana Wilkins	F	6-2	SO	Plymouth, Fla. (Winter Park)
25	Meghan Saake	G	5-10	JR	Wellington, Fla. (Wellington)
30	Hutashi Wilson	G	5-6	SO	Toronto, Canada (Michael Power)
33	Kathryn Fowler	F	6-0	SR	New York, N.Y. (Christ the King)
34	Alicia Hartlaub	F	6-2	JR	Schaefferstown, Pa. (Elco)
45	Martha Bodley	C	6-3	SR	St. Croix, U.S.V.I. (St. Croix Educational)
53	Chanivia Broussard	F	6-0	SO	Miami, Fla. (Northwestern)

2005-06 Record: 17-13 (13-5 H, 4-6 A, 0-2 N)

ACC: 6-8

Head Coach: Katie Meier

Assistant Coaches: Darrick Gibbs, Angie Hembree, Tombi Bell

00	Amy Audibert	F/C	6-3	JR	Niagara Falls, Ontario (A.N. Myer)
1	Tatjana Marincic	G/F	6-1	SR	Mississauga, Ontario (T.L. Kennedy)
2	Tamara James	G/F	5-9	SR	Dania, Fla. (South Broward)
3	Melissa Knight	F	5-11	SR	Philadelphia, Pa. (William Penn Charter)
4	Lamese James	G/F	6-0	SO	Hollywood, Fla. (South Broward)
5	Imani Dhahabu	F/C	6-1	JR	Vallejo, Calif. (Salesian)
20	Albrey Grimsley	G	5-9	SO	Fort Pierce, Fla. (Centennial)
21	Renee Taylor	G	5-2	JR	Harlem, N.Y. (Monroe CC)
23	LaToya Cunningham	G	5-6	FR	Vallejo, Calif. (La Jolla Country Day)
30	Selena Eskinazi-Budge	G	5-9	SO	Beachwood, Ohio (Beachwood)
32	Brittany Denson	C	6-3	FR	Winter Haven, Fla. (Winter Haven)
33	Marianne Curtis	G	5-8	SO	Miami, Fla. (Palmetto)
40	Katie Hayek	G	5-9	SR	Lancaster, Pa. (Lancaster Catholic)

2009-10 Record: 22-14 (13-6 H, 9-7 A, 0-1 N)

ACC: 4-10

Head Coach: Katie Meier

Assistant Coaches: Darrick Gibbs, Carolyn Kieger, Lonnelle Hall

1	Riquna Williams	G	5-6	SO	Pahokee, Fla. (Pahokee)
3	Stefanie Yderstrom	G	5-8	FR	Ostertalje, Sweden (Igelstaviken)
13	Hannah Shaw	C	6-4	FR	Nottingham, England (Beckett School)
14	Charmaine Clark	G/F	5-11	SR	Hinesville, Ga. (Bradwell Institute)
23	Shanel Williams	G	5-8	FR	Chesapeake, Va. (Indian River)
31	Lee Anna Osei	G	5-3	FR	Toronto, Ontario, Canada (Commerce)
32	Morgan Stroman	F	6-1	FR	Hopkins, S.C. (Lower Richland)
33	Diane Barnes	F	6-2	SR	Lakeland, Fla. (Trinity Valley CC)
34	Sylvia Bullock	F	6-2	SO	Anchorage, Alaska (South Anchorage)
42	Shenise Johnson	G	5-11	SO	Henrietta, N.Y. (Rush-Henrietta)

2013-14 Record: 16-15 (10-9 H, 6-5 A, 0-1 N)

ACC: 8-8

Head Coach: Katie Meier

Assistant Coaches: Darrick Gibbs, Carolyn Kieger, Octavia Blue

1	Caprice Dennis	G	5-9	SO	Detroit, Mich. (Pershing)
3	Jessica Thomas	G	5-6	FR	Gainesville, Fla. (Buchholz)
5	Nigia Greene	G	5-10	FR	Atlanta, Ga. (St. Francis)
10	Michelle Woods	G	5-8	JR	Naples, Fla. (Community)
13	Tara Scwhitter	G	5-7	SR	Oradell, N.J. (Immaculate Heart Academy)
12	Krystal Saunders	G	5-8	SR	West Park, Fla. (South Broward)
15	Necole Sterling	F	5-10	JR	Los Angeles, Calif. (Gulf Coast State College)
20	Keyona Hayes	F	6-1	SO	Marietta, Ga. (St. Francis)
21	Jassany Williams	F	6-2	RJR	Davie, Fla. (Auburn)
33	Suriya McGuire	G	5-11	JR	Minneapolis, Minn. (Roosevelt)
23	Adrienne Motley	G	5-9	FR	Newport News, Va. (Woodside)
50	Maria Brown	F	6-1	SR	Monroe, La. (Ouachita Parish)

HURRICANE HONORS

National Player of the Year

Name	Organization	Year
Frances Savage	Sports Illustrated	1991-92

Conference Player of the Year

Name	Organization	Year
Frances Savage	BIG EAST	1991-92
Shenise Johnson	ACC	2010-11

All-Americans

Name	Organization	Team	Year
Maria Rivera	Kodak/WBCA	Honorable Mention	1987-88
Frances Savage	Kodak/WBCA	Honorable Mention	1990-91
Frances Savage	AP	Second	1990-91
Jeannie Hebert	WBBY	Honorable Mention	1991-92
Vicki Plowden	WBBY	Honorable Mention	1991-92
Frances Savage	Kodak/WBCA	First	1991-92
Vicki Plowden	Kodak/WBCA	Honorable Mention	1992-93
Octavia Blue	Kodak/WBCA	Honorable Mention	1997-98
Octavia Blue	WBNS	Third	1997-98
Tamara James	Kodak/WBCA	Honorable Mention	2002-03
Tamara James	AP	Honorable Mention	2002-03
Tamara James	Full Court Press	Honorable Mention	2003-04
Tamara James	Kodak/WBCA	Honorable Mention	2004-05
Tamara James	AP	Honorable Mention	2004-05
Tamara James	WBNS	Second	2005-06
Tamara James	Full Court Press	Third	2005-06
Tamara James	AP	Honorable Mention	2005-06
Tamara James	Kodak/WBCA	Honorable Mention	2005-06
Shenise Johnson	State Farm/WBCA	First	2010-11
Shenise Johnson	USBWA	First	2010-11
Shenise Johnson	Full Court Press	Second	2010-11
Shenise Johnson	AP	Third	2010-11
Riquna Williams	AP	Honorable Mention	2010-11
Shenise Johnson	WBCA	First	2011-12
Shenise Johnson	USBWA	First	2011-12
Shenise Johnson	NetScouts	First	2011-12
Shenise Johnson	College Sports Madnes	First	2011-12
Shenise Johnson	AP	Second	2011-12
Riquna Williams	AP	Third	2011-12

AP—Associated Press

WBCA—Women's Basketball Coaches Association

WBNS—Women's Basketball News Service

USBWA—United State Basketball Writer's Association

WBBY—Women's Basketball Yearbook

Preseason All-Americans

Name	Organization	Team	Year
Frances Savage	Street and Smith's	Honorable Mention	1989-90
Jeannie Hebert	Street and Smith's	Honorable Mention	1991-92
Frances Savage	WBBY	Honorable Mention	1991-92
Tamara James	Street and Smith's	Honorable Mention	2003-04
Shenise Johnson	Associated Press	First	2011-12

Freshman All-Americans

Name	Organization	Year
Maria Rivera	Women's Basketball Yearbook	1983-84
Joani Bowles	Women's Basketball Yearbook	1989-90
Jeannie Hebert	Women's Basketball Yearbook	1988-89
Ronnie McGary	Women's Basketball Yearbook	1990-91

All-ACC

Name	Team	Year
Tamara James	First	2004-05
Tamara James	First	2005-06
Renee Taylor	Honorable Mention	2005-06
Renee Taylor	Second	2006-07
Maurita Reid	Honorable Mention	2007-08
Shenise Johnson	Honorable Mention	2008-09
Shenise Johnson	First	2009-10
Riquna Williams	Second	2009-10
Shenise Johnson	First	2010-11
Riquna Williams	First	2010-11
Morgan Stroman	Third	2010-11
Shenise Johnson	First	2011-12
Riquna Williams	First	2011-12
Stefanie Yderstrom	Third	2011-12
Morgan Stroman	First (Blue Ribbon, ACC Coaches)	2012-13
Stefanie Yderstrom	First (ACC Coaches)	2012-13
Adrienne Motley	First (Blue Ribbon, ACC Coaches)	2014-15

Preseason All-ACC

Name	Year
Tamara James	2004-05
Tamara James	2005-06
Shenise Johnson	2010-11
Shenise Johnson	2011-12
Stefanie Yderstrom (Blue Ribbon, ACC Coaches)	2012-13
Adrienne Motley (Blue Ribbon, ACC Coaches)	2014-15

All-ACC Defensive Team

Name	Year
Maurita Reid	2007-08
Shenise Johnson	2009-10
Shenise Johnson	2010-11
Shenise Johnson	2011-12
Morgan Stroman	2012-13

All-Freshman Team

Name	Conference	Team	Year
Holly Rilinger	BIG EAST	Second	1992-93
Veronica Watson	BIG EAST	First	1992-93
Jill Henne	BIG EAST	Second	1993-94
Octavia Blue	BIG EAST	First	1994-95
Chanivia Broussard	BIG EAST	First	2000-01
Tamara James	BIG EAST	First	2002-03
Shenise Johnson	ACC	First	2008-09
Adrienne Motley	ACC	First (Blue Ribbon, ACC Coaches)	2013-14

Past Preseason All-Conference

Name	Conference	Team	Year
Frances Savage	BIG EAST	First	1991-92
Vicki Plowden	BIG EAST	First	1992-93
Desma Thomas	BIG EAST	Second	1994-95
Octavia Blue	BIG EAST	Second	1995-96
Octavia Blue	BIG EAST	Second	1996-97
Octavia Blue	BIG EAST	First	1997-98
Kym Hope	BIG EAST	First	1997-98
Chanivia Broussard	BIG EAST	First	2002-03
Tamara James	BIG EAST	First	2003-04

Past All-Conference

Name	Conference	Team	Year
Jill Poorman	FSAC	First	1979-80
Sylvia Wilson	FSAC	First	1979-80
Dottie Richardson	FSAC	First	1980-81
Sylvia Wilson	FSAC	First	1980-81
Joani Bowles	FSAC	Second	1983-84
Cordelia Fulmore	FSAC	First	1983-84
Vicki Plowden	NSWAC	First	1990-91
Jeannie Hebert	NSWAC	Second	1990-91
Jeannie Hebert	BIG EAST	Second	1991-92
Frances Savage	BIG EAST	First	1991-92
Vicki Plowden	BIG EAST	First	1991-92
Vicki Plowden	BIG EAST	First	1992-93
Holly Ringer	BIG EAST	Third	1992-93
Della Wilson	BIG EAST	Second	1992-93
Desma Thomas	BIG EAST	Third	1993-94
Octavia Blue	BIG EAST	Third	1995-96
Octavia Blue	BIG EAST	Third	1996-97
Desma Thomas	BIG EAST	Third	1996-97
Kym Hope	BIG EAST	First	1997-98
Kym Hope	BIG EAST	First	1997-98
Jennifer Jordan	BIG EAST	Third	1998-99
Octavia Blue	BIG EAST	First	1998-99
Octavia Blue	BIG EAST	First	1997-98
Chanivia Broussard	BIG EAST	Second	2001-02
Meghan Saake	BIG EAST	Honorable Mention	2001-02
Tamara James	BIG EAST	Second	2002-03
Chanivia Broussard	BIG EAST	Third	2003-04
Tamara James	BIG EAST	First	2003-04
Yalonda McCormick	BIG EAST	Honorable Mention	2003-04

FSAC—Florida State Athletic Conference (AIAW)

NSWAC—New South Women's Athletic Conference

ACC Coaches and Blue Ribbon Panel selected separate teams for first time in 2012-13

HURRICANE HONORS

All-Tournament Team

1992 NCAA East Regional
Vicki Plowden

1990 WNIT
Frances Savage

2010 WNIT
Shenise Johnson
Riquna Williams

1991 NSWAC Tournament
Jeannie Hebert (MVP)
Vicki Plowden

ACC Tournament Team

Name	Team	Year
Tamara James	Second	2004-05
Shenise Johnson	First	2010-11
Riquna Williams	Second	2010-11
Shawnice Wilson	Second	2011-12

BIG EAST Tournament Team

Name	Year
Jeannie Hebert	1991-92
Vicki Plowden	1991-92
Frances Savage (MVP)	1991-92
Carla Harris	1992-93
Vicki Plowden	1992-93
Holly Rilinger	1992-93
Desma Thomas	1996-97
Kym Hope	1997-98
Tamara James	2002-03

Miscellaneous Leaders/Awards

ACC

Name	Award	Year
Tamara James	Scoring Champion	2004-05
Tamara James	Scoring Champion	2005-06
Renee Taylor	Scoring Champion	2006-07
Riquna Williams	Scoring Champion	2010-11

BIG EAST

Name	Award	Year
Frances Savage	Rebounding Champion	1991-92
Jeannie Hebert	Assists Champion	1991-92
Gina Graziani	Assists Champion	1996-97
Desma Thomas	3-Point Champion	1996-97
Gina Graziani	Assists Champion	1997-98
Kym Hope	Rebounding Champion	1997-98
Gina Graziani	Assists Champion	1999-00
Tamara James	Scoring Champion	2002-03

ACC Conference Awards

Player of the Year

Name	Year
Shenise Johnson	2010-11

Preseason Player of the Year

Name	Year
Shenise Johnson	2011-12

BIG EAST Conference Awards

Player of the Year

Name	Year
Frances Savage	1991-92

Preseason Player of the Year

Name	Year
Vicki Plowden	1992-93

Defensive Player of the Year

Name	Year
Meghan Saake	2001-02

Freshman of the Year

Name	Year
Holly Rilinger	1992-93

Most Improved Player

Name	Year
Frances Savage	1991-92
Kym Hope	1997-98

ACC Weekly Awards

ACC Player of the Week

Name	Date	Year
Tamara James	1/3	2004-05
Tamara James	2/7	2004-05
Tamara James	2/14	2004-05
Tamara James	12/5	2005-06
Renee Taylor	11/20	2006-07
Riquna Williams	11/16	2009-10
Riquna Williams	1/11	2009-10
Shenise Johnson	2/8	2009-10
Riquna Williams	12/13	2010-11
Riquna Williams	12/27	2010-11
Shenise Johnson	1/3	2010-11
Riquna Williams	1/17	2010-11
Riquna Williams	1/31	2010-11
Shenise Johnson	2/14	2010-11
Shenise Johnson	2/21	2010-11
Shenise Johnson	11/28	2011-12
Riquna Williams	12/12	2011-12
Morgan Stroman	2/11	2012-13
Shawnice Wilson	3/4	2012-13
Adrienne Motley	1/12	2014-15

ACC Rookie of the Week

Name	Date	Year
Brittany Denson	1/9	2005-06
Shenise Johnson	12/1	2008-09
Shenise Johnson	1/5	2008-09
Shenise Johnson	2/23	2008-09
Morgan Stroman	1/11	2009-10
Keyona Hayes	2/11	2012-13
Adrienne Motley	2/3	2013-14

BIG EAST Weekly Awards

BIG EAST Player of the Week

Name	Date	Year
Vicki Plowden	12/23	1991-92
Frances Savage	12/30	1991-92
Frances Savage	1/19	1991-92
Frances Savage	2/9	1991-92
Frances Savage	2/16	1991-92
Frances Savage	3/2	1991-92
Vicki Plowden	1/10	1992-93
Vicki Plowden	2/21	1992-93
Octavia Blue	12/27	1995-96
Jennifer Jordan	1/29	1995-96
Octavia Blue	12/7	1997-98
Octavia Blue	12/12	1997-98
Kym Hope	1/4	1997-98
Kym Hope	2/8	1997-98
Octavia Blue	2/12	1997-98
Jennifer Jordan	1/18	1998-99
Kym Hope	2/22	1998-99
Dalia Clarke	1/15	2000-01
Chanivia Broussard	12/10	2001-02
Meghan Saake	12/17	2001-02
Shaquana Wilkins	1/21	2001-02
Tamara James	11/23	2003-04
Tamara James	2/23	2003-04

BIG EAST Freshman of the Week

Name	Date	Year
Holly Rilinger	1/4	1992-93
Holly Rilinger	1/17	1992-93
Holly Rilinger	2/1	1992-93
Holly Rilinger	2/15	1992-93
Sheron Murray	12/13	1993-94
MeChelle Murray	12/19	1994-95
Octavia Blue	1/23	1994-95
Amanda Papuga	11/22	1999-00
Alicia Hartlaub	1/17	1999-00
Chanivia Broussard	1/15	2000-01
Tamara James	11/25	2002-03
Tamara James	12/2	2002-03
Tamara James	12/23	2002-03
Tamara James	1/6	2002-03
Tamara James	1/13	2002-03

TEAM GAME RECORDS

Margin of Victory

Category	Points	Opponent	Date
Largest Margin of Victory	81	Prairie View A&M (UM 107-26)	1/17/11
Largest Margin of Defeat	69	at Texas (UT 112-43)	2/17/86
Largest Margin of Victory at Home	81	Prairie View A&M (UM 107-26)	1/17/11
Largest Margin of Defeat at Home	58	Maryland (Maryland 111-53)	1/10/07
Largest Margin of Victory on Road	63	at Broward Central (UM 101-38)	11/28/79
Largest Margin of Defeat on Road	69	at Miami-Dade NW (UM 98-35)	12/10/79
		at Texas (UT 112-43)	2/17/86

Points

Category	Points	Opponent	Date
Most Points	112	Stetson	1/12/91
Fewest Points	21	Miami-Dade North	1/9/73
Most Points Allowed	112	at Texas	2/17/86
Fewest Points Allowed	19	Miami-Dade New World	2/14/80
Most Points at Home	112	Stetson	1/12/91
Most Points on Road	111	at CSU Bakersfield	11/15/09
Most Points Neutral	98	vs. Stetson (Tallahassee, Fla.)	3/7/91
Most Points in a Loss	93	Duke (2OT)	2/19/06
Most Points Combined	204	at CSU Bakersfield (UM 111-93)	11/15/09

Field Goals

Category	FG	Opponent	Date
Most Field Goal Attempts	102	FIU	1/15/80
Fewest Field Goal Attempts	41	Rutgers	2/6/97
Most Field Goals Made	51	FIU	1/27/81
Fewest Field Goals Made	9	Rutgers	12/16/12
Highest Field Goal Percentage	.661 (39-59)	Bethune-Cookman	12/1/87
Lowest Field Goal Percentage	.191 (9-47)	Rutgers	12/16/12

Free Throws

Category	FT	Opponent	Date
Most Free Throw Attempts	56	Homestead AFB	1/14/76
Fewest Free Throw Attempts	2	Illinois-Chicago	12/16/89
Most Free Throws Made	35*	Pittsburgh	1/21/99
Fewest Free Throws Made	1	at West Virginia	1/8/02
Highest Free Throw Percentage	1.000 (12-12)*	Jacksonville	11/13/07
Lowest Free Throw Percentage	.143 (1-7)	at West Virginia	1/8/02

Rebounds

Category	Reb	Opponent	Date
Most Rebounds	72	Stetson	3/4/82
Fewest Rebounds	18	Stetson	2/13/89

Assists

Category	Ast	Opponent	Date
Most Assists	32*	North Carolina A&T	12/28/05
Fewest Assists	0	Illinois	12/14/85

Blocked Shots

Category	Blk	Opponent	Date
Most Blocked Shots	12	FIU	2/21/81
Fewest Blocked Shots	0*	Tennessee	11/15/11

Steals

Category	Stl	Opponent	Date
Most Steals	38	Broward Central	2/12/80
Fewest Steals	1*	Villanova	3/10/03

Turnovers

Category	TO	Opponent	Date
Most Turnovers	50	Florida	1/12/80
Fewest Turnovers	3	Boston College	2/1/92

Personal Fouls

Category	PF	Opponent	Date
Fewest Personal Fouls	5	Seton Hall	1/5/92

* Recorded more than once with most recent listed vs. Designates neutral site NCAA Tournament game

TEAM NCAA TOURN. GAME RECORDS

Margin of Victory

Category	Points	Opponent	Date
Largest Margin of Victory	29	vs. Idaho State (UM 70-41)	3/17/12
Largest Margin of Defeat	24	at Oklahoma State (OKSt 93-69)	3/15/89

Points

Category	Points	Opponent	Date
Most Points	86	vs. Washington	3/20/15
	86	North Carolina	3/21/92
Fewest Points	49	vs. Clemson	3/14/98
Most Points Allowed	93	at Oklahoma State	3/15/89
Fewest Points Allowed	41	vs. Idaho State	3/17/12
Most Points in a Loss	85	vs. Maryland	3/21/04
	85	at New Mexico (OT)	3/22/03
Most Points Combined	176	at New Mexico (UNM 91-85, OT)	3/22/03

Field Goals

Category	FG	Opponent	Date
Most Field Goal Attempts	81	at New Mexico (OT)	3/22/03
Fewest Field Goal Attempts	43	North Carolina	3/21/92
Most Field Goals Made	34	at New Mexico (OT)	3/22/03
Fewest Field Goals Made	13	vs. Clemson	3/14/98
Highest Field Goal Percentage	.651 (28-43)	North Carolina	3/21/92
Lowest Field Goal Percentage	.260 (13-50)	vs. Clemson	3/14/98

Free Throws

Category	FT	Opponent	Date
Most Free Throw Attempts	40	vs. Washington	3/20/15
Fewest Free Throw Attempts	10	at Gonzaga	3/19/12
		at New Mexico (OT)	3/22/03
Most Free Throws Made	30	North Carolina	3/21/92
Fewest Free Throws Made	7	at Iowa	3/22/15
Highest Free Throw Percentage	.900 (9-10)	at Gonzaga	3/19/12
		at New Mexico (OT)	3/22/03
Lowest Free Throw Percentage	.538 (14-26)	at Iowa	3/24/13

3-Point Field Goals

Category	3FG	Opponent	Date
Most 3-Point Attempts	23	vs. Oklahoma	3/22/11
Fewest 3-Point Attempts	1	North Carolina	3/21/92
Most 3-Pointers Made	8	at New Mexico (OT)	3/22/03
		vs. Oklahoma	3/22/11
Fewest 3-Pointers Made	0	St. Peter's	3/17/93
		North Carolina	3/21/92
Highest 3-Point Percentage	.583 (7-12)	vs. Washington	3/20/15
Lowest 3-Point Percentage	.000 (0-2)	St. Peter's	3/17/93

Rebounds

Category	Reb	Opponent	Date
Most Rebounds	53	at Iowa	3/24/13
Fewest Rebounds	26	North Carolina	3/21/92
Most Offensive Rebounds	25	at Iowa	3/24/13
Fewest Offensive Rebounds	6	North Carolina	3/21/92
Most Defensive Rebounds	34	vs. Washington	3/20/15
Fewest Defensive Rebounds	18	at Western Kentucky	3/20/93
		St. Peter's	3/17/93

Assists

Category	Ast	Opponent	Date
Most Assists	24	at New Mexico (OT)	3/22/03
Fewest Assists	7	at Gonzaga	3/19/12

Blocked Shots

Category	Blk	Opponent	Date
Most Blocked Shots	8	vs. Gardner-Webb	3/20/11
Fewest Blocked Shots	0	at Western Kentucky	3/20/93

Steals

Category	Stl	Opponent	Date
Most Steals	12* (4x)	vs. Idaho State	3/17/12
Fewest Steals	4	vs. Washington	3/20/15

Turnovers

Category	TO	Opponent	Date
Most Turnovers	27	at Oklahoma State	3/15/89
Fewest Turnovers	4	vs. Washington	3/20/15

Personal Fouls

Category	PF	Opponent	Date
Most Personal Fouls	24	at Iowa	3/22/15
		at New Mexico (OT)	3/22/03
Fewest Personal Fouls	12	vs. Gardner-Webb	3/20/11

TEAM SEASON RECORDS & ALL-TIME STREAKS

Points

Category	G	Pts	PPG	Year
Most Points	36	2,693	74.8	2009-10
Fewest Points	8	283	35.4	1972-73
Highest Scoring Average	33	2,636	79.9	2010-11
Lowest Scoring Average#	30	1,810	60.3	2007-08

Field Goals

Category	G	FG	Year
Most Field Goal Attempts	38	2,638	1980-81
Fewest Field Goal Attempts#	29	1,164	1989-90
Most Field Goals Made	38	1,096	1980-81
Fewest Field Goals Made#	27	631	1993-94
Highest Field Goal Percentage	28	.485 (859-1,172)	1984-85
Lowest Field Goal Percentage#	27	.354 (631-1,780)	1993-94

Free Throws

Category	G	FT	Year
Most Free Throw Attempts	39	774	1980-81
Fewest Free Throw Attempts#	30	411	2007-08
Most Free Throws Made	36	521	2009-10
Fewest Free Throws Made#	30	250	2007-08
Highest Free Throw Percentage	30	.750 (437-583)	2005-06
Lowest Free Throw Percentage#	27	.531 (282-531)	1982-83

Rebounds

Category	G	Reb	RPG	Year
Most Rebounds	39	1,733	44.4	1980-81
Fewest Rebounds#	27	883	32.7	1985-86
Highest Rebounding Average	29	1,376	47.4	1980-81
Lowest Rebounding Average#	30	921	30.7	1986-87

Assists

Category	G	Asst	Year
Most Assists	32	559	1991-92
Fewest Assists#	27	255	1994-95

Blocked Shots

Category	G	BS	Year
Most Blocked Shots	34	156	1979-80
Fewest Blocked Shots#	30	16	1986-87

Steals

Category	G	Stls	Year
Most Steals	34	582	1979-80
Fewest Steals#	29	242	1996-97

Turnovers

Category	G	TO	Year
Most Turnovers	38	931	1980-81
Fewest Turnovers#	30	395	1991-92

Personal Fouls

Category	G	PF/FO	Year
Most Personal Fouls	39	768	1980-81
Fewest Personal Fouls#	30	405	1991-92
Fewest Disqualifications#	32	2	2012-13

Miscellaneous Team Records

Wins and Losses

Category	W/L	Record	Year
Most Wins	30	30-2	1991-92
Fewest Wins	2	2-6	1972-73
Most Losses	21	9-21	2007-08
Fewest Losses	2	30-2	1991-92

Winning Percentage

Category	W-L	Pct.	Year
Best Winning Percentage	30-2	.938	1991-92
Worst Winning Percentage	2-6	.250	1972-73

Games Played

Category	G	Record	Year
Most Games Played	39	24-15	1980-81
Fewest Games Played	8	2-6	1972-73

Winning and Losing Streaks

Category	G	Dates
Winning Streak	30	12/1/91-3/21/92
Winning Streak Regular Season	30	12/1/91-3/21/92
Winning Streak Home	41	2/28/10-11/18/12
Winning Streak Home Regular Season	37	2/28/10-11/18/12
Winning Streak Road	13	12/8/91-3/9/92
Winning Streak Road Regular Season	13	12/9/91-3/9/92
Losing Streak	8	1/10/86-2/10/86
Losing Streak Regular Season	8	1/10/86-2/10/86

* Recorded more than once with most recent listed
Designates a statistic recorded beginning in 1979

INDIVIDUAL CAREER RECORDS

SCORING

CAREER SCORING

Name (Years)	G	Pts	Avg
1. Tamara James (2002-06)	118	2,406	20.4
2. Maria Rivera (1984-88)	112	2,358	21.1
3. Shenise Johnson (2008-12)	131	2,262	17.3
4. Frances Savage (1988-92)	94	2,184	23.2
5. Riquna Williams (2008-12)	125	2,148	17.2
6. Jeannie Hebert (1988-92)	119	1,766	14.8
7. Octavia Blue (1994-98)	109	1,724	15.8
8. Sylvia Wilson (1979-82)	99	1,713	17.3
9. Chanivia Broussard (2000-04)	114	1,482	13.0
10. Kym Hope (1995-99)	113	1,462	12.9

CAREER SCORING AVERAGE

Name (Years)	G	Pts	Avg
1. Frances Savage (1988-92)	94	2,184	23.2
2. Maria Rivera (1984-88)	112	2,358	21.1
3. Tamara James (2002-06)	118	2,406	20.4
4. Cordelia Fulmore (1983-85)	59	1,142	19.4
5. Wendy Foote (1974-78)	62	1,174	18.9
6. Sylvia Wilson (1979-82)	99	1,713	17.3
7. Shenise Johnson (2008-12)	131	2,262	17.3
8. Riquna Williams (2008-12)	125	2,148	17.2
9. Renee Taylor (2005-07)	60	1,025	17.1
10. Octavia Blue (1994-98)	109	1,724	15.8

FIELD GOALS

CAREER FIELD GOALS MADE

Name (Years)	G	FG
1. Maria Rivera (1984-88)	112	891
2. Tamara James (2002-06)	118	868
3. Frances Savage (1988-92)	94	830
3. Shenise Johnson (2008-12)	131	830
5. Riquna Williams (2008-12)	125	760
6. Sylvia Wilson (1979-82)	99	721
7. Octavia Blue (1994-98)	109	671
8. Jeannie Hebert (1988-92)	119	652
9. Chanivia Broussard (2000-04)	114	621
10. Vicki Plowden (1990-93)	91	579

CAREER FIELD GOAL ATTEMPTS

Name (Years)	G	FGA
1. Riquna Williams (2008-12)	125	1,969
2. Maria Rivera (1984-88)	112	1,931
3. Shenise Johnson (2008-12)	99	1,803
4. Tamara James (2002-06)	118	1,754
5. Frances Savage (1988-92)	94	1,593
6. Octavia Blue (1994-98)	109	1,524
7. Sylvia Wilson (1979-82)	99	1,509
8. Jeannie Hebert (1988-92)	119	1,492
9. Chanivia Broussard (2000-04)	114	1,398
10. Robin Harmony (1980-84)	125	1,378

CAREER FIELD GOAL PERCENTAGE (500 FGA minimum)

Name (Years)	G	FGM	FGA	Pct
1. Cordelia Fulmore (1983-85)	59	486	895	.543
2. Kym Hope (1995-99)	113	362	691	.526
3. Frances Savage (1988-92)	94	830	1,590	.521
4. Shaquana Wilkins (2000-04)	116	384	743	.517
5. Joani Bowles (1983-85)	48	274	539	.508
6. Jennifer Jordan (1994-99)	109	365	722	.506
7. Vicki Plowden (1990-93)	91	579	1,155	.501
8. Hope Butler (1984-88)	101	481	961	.500
9. Tamara James (2002-06)	118	868	1,754	.495
10. Jill Poorman (1979-82)	67	308	630	.491

3-POINT FIELD GOALS

CAREER 3-POINT FIELD GOALS MADE

Name (Years)	G	3PM
1. Riquna Williams (2008-12)	125	272
2. Stefanie Yderstrom (2009-13)	127	228
3. Desma Thomas (1992-97)	111	152
4. Tamara James (2002-06)	118	150

5. Shenise Johnson (2008-12)	99	148
6. Maurita Reid (2006-08)	60	142
7. LaToya Cunningham (2005-09)	119	140
8. Shelia James (1998-02)	100	134
9. Krystal Saunders (2013-14)	119	132
10. Renee Taylor (2005-07)	60	118

CAREER 3-POINT FG ATTEMPTS

Name (Years)	G	3PA
1. Riquna Williams (2008-12)	125	839
2. Stefanie Yderstrom (2009-13)	127	690
3. Krystal Saunders (2010-2014)	119	490
4. LaToya Cunningham (2005-09)	119	473
5. Desma Thomas (1992-97)	111	463
6. Shenise Johnson (2008-12)	131	429
7. Shelia James (1998-02)	100	427
8. Tamara James (2002-06)	118	417
9. Maurita Reid (2006-08)	60	389
10. Renee Taylor (2005-07)	60	377

CAREER 3-POINT FG PERCENTAGE (100 3PA minimum)

Name (Season)	G	3PM	3PA	Pct
1. Elaine Harlow (1987-90)	115	92	243	.379
2. Frances Savage (1988-92)	94	43	114	.377
3. Maria Rivera (1984-88)	112	66	177	.373
4. Holly Rilinger (1992-93)	28	52	140	.371
5. Maurita Reid (2006-08)	60	142	389	.365
6. Tamara James (2002-06)	118	150	471	.360
7. Melissa Knight (2001-06)	107	103	291	.354
8. Shenise Johnson (2008-12)	131	148	429	.345
9. Stefanie Yderstrom (2009-13)	127	228	690	.330
10. Desma Thomas (1992-97)	111	152	463	.328

FREE THROWS

CAREER FREE THROWS MADE

Name (Years)	G	FTM
1. Tamara James (2002-06)	118	520
2. Maria Rivera (1984-88)	112	508
3. Frances Savage (1988-92)	94	481
4. Shenise Johnson (2008-12)	131	454
5. Jeannie Hebert (1988-92)	119	437
6. Morgan Stroman (2009-13)	120	403
7. Kym Hope (1995-99)	113	369
8. Octavia Blue (1994-98)	109	358
9. Riquna Williams (2008-12)	125	356
10. Desma Thomas (1992-97)	111	330

CAREER FREE THROW ATTEMPTS

Name (Years)	G	FTA
1. Tamara James (2002-06)	118	664
2. Maria Rivera (1984-88)	112	651
3. Frances Savage (1988-92)	94	603
4. Morgan Stroman (2009-13)	120	585
5. Jeannie Hebert (1988-92)	119	583
6. Shenise Johnson (2008-12)	131	550
7. Octavia Blue (1994-98)	109	549
8. Kym Hope (1995-99)	113	498
9. Desma Thomas (1992-97)	111	475
10. Jennifer Jordan (1994-99)	109	465

CAREER FREE THROW PERCENTAGE (150 FTA minimum)

Name (Years)	G	FTM	FTA	Pct
1. Stefanie Yderstrom (2009-13)	127	181	211	.860
2. Renee Taylor (2005-07)	60	241	287	.840
3. Shenise Johnson (2008-12)	131	454	550	.825
4. Frances Savage (1988-92)	94	481	603	.798
5. Tamara James (2002-06)	118	520	664	.783
6. Maria Rivera (1984-88)	112	508	651	.780
7. Shawnice Wilson (2011-13)	64	125	162	.772
8. Riquna Williams (2008-12)	125	356	463	.769
9. Elaine Harlow (1986-90)	115	213	280	.761
10. Jeannie Hebert (1988-92)	119	437	583	.750

ASSISTS

CAREER ASSISTS

Name (Years)	G	Ast	Avg
1. Gina Graziani (1996-00)	111	743	6.7
2. Jeannie Hebert (1988-92)	119	694	5.8
3. Loretta Harvey (1981-84)	122	588	4.8
4. Shenise Johnson (2008-12)	131	556	4.2
5. Yalonda McCormick (2001-05)	105	539	5.1
6. Maria Rivera (1984-88)	112	487	4.3
7. Robin Harmony (1980-84)	125	445	3.6
8. Elaine Harlow (1986-90)	115	432	3.8
9. Meghan Saake (1999-03)	118	403	3.4
10. Della Wilson (1990-93)	86	351	4.1

REBOUNDS

CAREER REBOUNDS

Name (Years)	G	Reb	Avg
1. Sylvia Wilson (1979-82)	99	1,115	11.3
2. Shenise Johnson (2008-12)	131	1,020	7.8
3. Frances Savage (1988-92)	94	919	9.8
4. Kym Hope (1995-99)	113	888	7.9
5. Morgan Stroman (2009-13)	120	886	7.4
6. Vicki Plowden (1990-93)	91	857	9.4
7. Tamara James (2002-06)	118	805	6.8
8. Robin Harmony (1980-84)	125	760	6.1
9. Hope Butler (1984-88)	101	694	6.9
10. Shaquana Wilkins (2000-04)	116	675	5.8

CAREER REBOUNDING AVERAGE

Name (Years)	G	Reb	Avg
1. Sylvia Wilson (1979-82)	99	1,115	11.3
2. Cordelia Fulmore (1983-85)	59	690	10.3
3. Frances Savage (1988-92)	94	919	9.8
4. Vicki Plowden (1990-93)	91	857	9.4
5. Donna Mapp (1981-83)	54	489	9.1
6. Kym Hope (1995-99)	113	888	7.9
7. Shenise Johnson (2008-12)	131	1,020	7.8
8. Joani Bowles (1983-85)	48	356	7.4
8. Morgan Stroman (2009-13)	120	886	7.4
10. Shawnice Wilson (2011-13)	64	459	7.2

STEALS

CAREER STEALS

Name (Years)	G	Stl	Avg
1. Shenise Johnson (2008-12)	131	401	3.1
2. Maria Rivera (1984-88)	112	382	3.4
3. Meghan Saake (1999-02)	118	358	3.0
4. Loretta Harvey (1981-84)	122	357	2.9
5. Robin Harmony (1980-84)	125	314	2.5
6. Yalonda McCormick (2001-05)	105	280	2.7
7. Tamara James (2002-06)	118	279	2.4
8. Morgan Stroman (2009-13)	120	272	2.3
9. Jeannie Hebert (1988-92)	119	237	2.0
10. Ronnie McGarry (1990-94)	117	224	1.9

BLOCKED SHOTS

CAREER BLOCKED SHOTS

Name (Years)	G	Blk	Avg
1. Sylvia Wilson (1979-82)	99	198	2.0
2. Kym Hope (1995-99)	113	164	1.5
3. Jassany Williams (2013-15)	64	133	2.1
4. Chanivia Broussard (2000-04)	114	132	1.2
5. Sylvia Bullock (2008-12)	129	120	0.9
6. Vicki Plowden (1990-93)	91	108	1.2
7. Morgan Stroman (2009-13)	120	100	0.8
8. Shaquana Wilkins (2000-04)	116	95	0.8
8. Meghan Saake (1999-03)	118	95	0.8
10. Shenise Johnson (2008-12)	131	90	0.7

PARTICIPATION

CAREER GAMES PLAYED

Name (Years)	G
1. Shenise Johnson (2008-12)	131
2. Sylvia Bullock (2008-12)	129
3. Maria Brown (2010-14)	128

INDIVIDUAL CAREER/SEASON RECORDS

4. Suriya McGuire (2011-15)	127
4. Stefanie Yderstrom (2009-13)	127
6. Robin Harmony (1980-84)	125
6. Riquna Williams (2008-12)	125
8. Charmaine Clark (2006-10)	124
9. Loretta Harvey (1980-84)	122
10. Dana Hunter (1979-83)	121

CAREER GAMES STARTED

Name (Years)	G	GS
1. Shenise Johnson (2008-12)	131	131
2. Loretta Harvey (1980-84)	122	120
3. Jeannie Hebert (1988-92)	119	119
4. Meghan Saake (1999-03)	118	118
4. Robin Harmony (1980-84)	125	118
6. Tamara James (2002-06)	118	117
7. Stefanie Yderstrom (2009-13)	127	114
8. Maria Rivera (1984-88)	112	112
8. Ronnie McGarry (1990-94)	117	112
10. Octavia Blue (1994-98)	109	107
10. Gina Graziani (1996-00)	111	107

SEASON RECORDS

SCORING

SEASON SCORING

Name (season)	G	Pts	Avg
1. Frances Savage (1991-92)	32	742	23.2
2. Frances Savage (1989-90)	31	733	23.6
3. Riquna Williams (2010-11)	33	717	21.7
4. Riquna Williams (2009-10)	36	707	19.6
5. Shenise Johnson (2009-10)	36	685	19.0
6. Sylvia Wilson (1980-81)	38	670	17.6
7. Tamara James (2002-03)	31	650	21.0
8. Frances Savage (1988-89)	29	649	22.4
9. Tamara James (2004-05)	29	647	22.3
10. Shenise Johnson (2009-10)	33	648	19.6

SEASON SCORING AVERAGE

Name (season)	G	Pts	Avg
1. Wendy Foote (1977-78)	16	403	25.2
2. Frances Savage (1989-90)	31	733	23.6
3. Maria Rivera (1987-88)	27	628	23.3
4. Frances Savage (1991-92)	32	742	23.2
5. Frances Savage (1988-89)	29	649	22.4
6. Tamara James (2004-05)	29	647	22.3
7. Riquna Williams (2010-11)	33	717	21.7
8. Tamara James (2005-06)	30	645	21.5
9. Maria Rivera (1985-86)	27	579	21.4
10. Tamara James (2002-03)	31	650	21.0
11. Maria Rivera (1986-87)	30	627	20.9

FIELD GOALS

SINGLE-SEASON FIELD GOALS MADE

Name (season)	G	FGM
1. Frances Savage (1989-90)	31	284
2. Frances Savage (1991-92)	32	271
3. Sylvia Wilson (1980-81)	38	268
4. Cordelia Fulmore (1983-84)	31	258
5. Frances Savage (1988-89)	29	256
6. Riquna Williams (2009-10)	36	253
7. Maria Rivera (1986-87)	30	251
7. Shenise Johnson (2009-10)	36	251
7. Riquna Williams (2010-11)	33	251
10. Tamara James (2004-05)	29	242

SINGLE-SEASON FIELD GOAL ATTEMPTS

Name (season)	G	FGA
1. Riquna Williams (2010-11)	33	632
2. Riquna Williams (2009-10)	36	628
3. Sylvia Wilson (1980-81)	38	568

4. Frances Savage (1991-92)	32	557
5. Maria Rivera (1986-87)	30	545
6. Maria Rivera (1985-86)	27	533
7. Frances Savage (1989-90)	31	526
8. Shenise Johnson (2009-10)	36	506
9. Tamara James (2004-05)	29	504
10. Sylvia Wilson (1981-82)	28	503

SINGLE-SEASON FIELD GOAL PERCENTAGE (200 FGA minimum)

Name (season)	G	FGM	FGA	Pct
1. Frances Savage (1988-89)	29	256	467	.5482
2. Cordelia Fulmore (1984-85)	28	228	416	.5481
3. Diane Barnes (2009-10)	35	126	231	.545
4. Frances Savage (1989-90)	31	284	526	.5399
5. Kym Hope (1996-97)	29	143	265	.5396
6. Vicki Plowden (1990-91)	28	194	360	.5389
7. Cordelia Fulmore (1983-84)	31	258	479	.5386
8. Kym Hope (1997-98)	29	191	358	.534
9. Maria Rivera (1984-85)	28	202	380	.532
10. Hope Butler (1987-88)	27	145	278	.531

3-POINT FIELD GOALS

SINGLE-SEASON 3-POINT FG MADE

Name (season)	G	3PM
1. Riquna Williams (2009-10)	36	106
2. Desma Thomas (1996-97)	29	81
3. Maurita Reid (2007-08)	30	76
4. Riquna Williams (2010-11)	33	75
5. Krystal Saunders (2010-14)	31	70
6. Renee Taylor (2006-07)	30	69
7. Stefanie Yderstrom (2011-12)	32	68
8. Riquna Williams (2011-12)	30	67
9. Maurita Reid (2006-07)	30	66
10. Maria Rivera (1987-88)	27	66

SINGLE-SEASON 3-POINT FG ATTEMPTS

Name (season)	G	3PA
1. Riquna Williams (2009-10)	36	294
2. Riquna Williams (2010-11)	33	252
3. Renee Taylor (2006-07)	30	227
4. Maurita Reid (2007-08)	30	219
5. Krystal Saunders (2013-14)	31	218
6. Desma Thomas (1996-97)	29	216
7. Stefanie Yderstrom (2011-12)	32	195
8. Riquna Williams (2011-12)	30	182
9. Maria Rivera (1987-88)	27	177
10. Stefanie Yderstrom (2010-11)	33	172

SINGLE-SEASON 3-POINT FG PCT. (50 3PA minimum)

Name (season)	G	3PM	3PA	Pct
1. Octavia Blue (1997-98)	29	24	53	.453
2. Elaine Harlow (1988-89)	29	40	94	.426
3. Melissa Knight (2005-06)	30	53	132	.402
4. Shenise Johnson (2009-10)	36	50	127	.394
5. Maurita Reid (2006-07)	30	66	170	.388
6. Tamara James (2005-06)	30	53	137	.387
7. Tamara James (2003-04)	28	39	103	.379
8. Desma Thomas (1996-97)	29	87	216	.375
9. Maria Rivera (1987-88)	27	66	177	.373
10. Holly Rilinger (1992-93)	28	52	140	.371

FREE THROWS

SINGLE-SEASON FREE THROWS MADE

Name (season)	G	FTM
1. Frances Savage (1991-92)	32	181
2. Tamara James (2005-06)	30	156
3. Tamara James (2002-03)	31	155
4. Frances Savage (1989-90)	31	147
5. Maria Rivera (1987-88)	27	144
6. Sylvia Wilson (1986-87)	38	134
7. Shenise Johnson (2009-10)	36	133
8. Kym Hope (1998-99)	29	132
8. Shenise Johnson (2010-11)	33	132
10. Frances Savage (1988-89)	29	131

SINGLE-SEASON FREE THROW ATTEMPTS

Name (season)	G	FTA
1. Frances Savage (1991-92)	32	222
1. Sylvia Wilson (1980-81)	38	222
3. Tamara James (2002-03)	31	204
4. Tamara James (2005-06)	30	188
5. Frances Savage (1989-90)	31	188
6. Morgan Stroman (2012-13)	32	183
7. Maria Rivera (1987-88)	27	174
8. Morgan Stroman (2010-11)	31	173
9. Shenise Johnson (2009-10)	36	172
10. Octavia Blue (1997-98)	29	169

SINGLE-SEASON FREE THROW PCT. (70 FTA minimum)

Name (season)	G	FTM	FTA	Pct
1. Stefanie Yderstrom (2012-13)	32	68	77	.883
2. Shenise Johnson (2011-12)	32	107	122	.877
3. Holly Rilinger (1992-93)	28	90	105	.857
4. Shenise Johnson (2009-10)	33	132	156	.846
5. Renee Taylor (2006-07)	30	129	153	.843
6. Renee Taylor (2005-06)	30	112	156	.836
7. Jeannie Hebert (1991-92)	32	116	139	.835
8. Tamara James (2005-06)	30	156	188	.830
9. Maria Rivera (1987-88)	27	144	174	.828
10. Shenise Johnson (2008-09)	30	82	100	.820

ASSISTS

SINGLE-SEASON ASSISTS

Name (season)	G	Ast	Avg
1. Jeannie Hebert (1991-92)	32	221	6.9
2. Gina Graziani (1997-98)	29	210	7.2
3. Gina Graziani (1996-97)	29	198	6.8
4. Jeannie Hebert (1996-97)	28	189	6.8
5. Yalonda McCormick (2002-03)	31	185	6.0
6. Gina Graziani (1999-00)	29	182	6.3
7. Loretta Harvey (1981-82)	29	168	5.8
8. Yalonda McCormick (2004-05)	28	167	6.0
9. Shenise Johnson (2009-10)	36	166	4.6
10. Yalonda McCormick (2003-04)	29	157	5.4

REBOUNDS

SINGLE-SEASON REBOUNDS

Name (season)	G	Reb	Avg
1. Sylvia Wilson (1980-81)	38	449	11.8
2. Cordelia Fulmore (1983-84)	31	359	11.6
3. Sylvia Wilson (1979-80)	33	344	10.4
4. Frances Savage (1991-92)	32	339	10.6
5. Sylvia Wilson (1981-82)	28	322	11.5
6. Vicki Plowden (1992-93)	31	311	10.0
7. Donna Mapp (1982-83)	27	310	11.5
8. Kym Hope (1997-98)	29	306	10.6
9. Frances Savage (1989-90)	31	293	9.5
10. Vicki Plowden (1990-91)	28	281	10.0
10. Morgan Stroman (2012-13)	32	281	8.8

SINGLE-SEASON REBOUNDING AVERAGE

Name (season)	G	Reb	Avg
1. Sylvia Wilson (1980-81)	38	449	11.8
2. Cordelia Fulmore (1983-84)	31	359	11.6
3. Sylvia Wilson (1981-82)	28	322	11.5
4. Donna Mapp (1982-83)	27	310	11.48
5. Frances Savage (1991-92)	32	339	10.59
6. Kym Hope (1997-98)	29	306	10.55
7. Sylvia Wilson (1979-80)	33	344	10.4
8. Vicki Plowden (1992-93)	31	311	10.0
8. Vicki Plowden (1990-91)	28	281	10.0
10. Tanya Young (1993-94)	26	257	9.9

STEALS

SINGLE-SEASON STEALS

Name (season)	G	Stl	Avg
1. Meghan Saake (2001-02)	31	121	3.9
2. Meghan Saake (2002-03)	31	114	3.7
3. Shenise Johnson (2009-10)	36	111	3.1
4. Maurita Reid (2007-08)	30	110	3.7

INDIVIDUAL SEASON/GAME RECORDS

5. Morgan Stroman (2010-11)	33	109	3.3
6. Shenise Johnson (2011-12)	32	108	3.4
7. Maria Rivera (1986-87)	30	106	3.5
8. Loretta Harvey (1980-81)	37	105	2.8
8. Dottie Richardson (1980-81)	38	105	2.8
10. Shenise Johnson (2010-11)	33	104	3.2

BLOCKED SHOTS

SINGLE-SEASON BLOCKED SHOTS

Name (season)	G	Bk	Avg
1. Sylvia Wilson (1979-80)	33	80	2.4
2. Jassany Williams (2014-15)	33	76	2.3
3. Kym Hope (1998-99)	29	62	2.1
4. Sylvia Wilson (1980-81)	28	61	2.2
5. Sylvia Wilson (1981-82)	28	57	2.0
5. Jassany Williams (2013-14)	31	57	1.8
7. Kym Hope (1996-97)	29	53	1.8
8. Joani Bowles (1983-84)	31	45	1.5
9. Sylvia Bullock (2011-12)	32	44	1.4
10. Vicki Plowden (1991-92)	32	41	1.3

GAME RECORDS

SCORING

GAME SCORING

Name	Opponent (date)	Pts
1. Renee Taylor	at Houston (12/19/06)	42
2. Frances Savage	vs. Providence (3/8/92)	41
2. Maria Rivera	vs. UCF (2/25/88)	41
4. Octavia Blue	vs. Fla. Atlantic (11/25/97)	40
4. Frances Savage	vs. FIU (2/24/89)	40
4. Maria Rivera	vs. Illinois (12/30/87)	40
4. Wendy Foote	vs. Miami-Dade NW (1978)	40
8. Tamara James	vs. Fairfield (12/28/04)	39
9. Maria Rivera	vs. Monmouth (11/28/86)	38
10. Tamara James	vs. Georgia Tech (2/26/06)	37
10. Tamara James	vs. Eastern Kentucky (11/23/03)	37
10. Frances Savage	vs. Stetson (1/13/90)	37
10. Joani Bowles	vs. Temple (1/13/84)	37

FIELD GOALS

SINGLE-GAME FIELD GOALS MADE

Name	Opponent (date)	FGM
1. Tamara James	vs. Fairfield (12/28/04)	17
1. Joani Bowles	vs. Temple (1/13/84)	17
1. Wendy Foote	vs. Miami-Dade NW (1978)	17
4. Octavia Blue	vs. FAU (11/25/97)	16
4. Frances Savage	vs. Villanova (3/1/92)	16
6. Tamara James	vs. Quinnipiac (11/29/02)	15
6. Chanivia Broussard	vs. Richmond (12/21/03)	15
6. Maria Rivera	vs. UCF (2/25/88)	15
6. Sylvia Wilson	vs. FIU (1/26/82)	15
10. 13 different times a player has recorded		14

SINGLE-GAME FIELD GOAL ATTEMPTS

Name	Opponent (date)	FGA
1. Maria Rivera	vs. LSU (1/10/86)	34
2. Joani Bowles	vs. Temple (1/13/84)	31
2. Riquna Williams	vs. North Carolina (2/13/11)	31
4. Tamara James	vs. Virginia Tech (2/6/05)	29
4. Frances Savage	vs. Rutgers (1/28/89)	29
4. Maria Rivera	vs. North Carolina (12/29/86)	29
4. Riquna Williams	vs. Boston College (1/16/11)	29
8. Octavia Blue	vs. Georgetown (2/14/96)	28
8. Riquna Williams	vs. Tennessee (11/15/11)	28
10. Eight different times a player has recorded		27

SINGLE-GAME FG PERCENTAGE (10 FGA minimum)

Name	FG	FGA	Pct	Opponent (date)
1. Jill Poorman	11	12	.917	vs. Flagler (2/16/80)
2. Jennifer Jordan	10	11	.909	vs. Syracuse (1/20/96)

2. Maria Rivera	10	11	.909	vs. Lamar (1/11/85)
4. Tamara James	12	14	.857	vs. NC A&T (12/28/05)
5. Frances Savage	11	13	.846	vs. SW MO St. (11/25/88)
6. Melissa Knight	10	12	.833	vs. Maryland (12/29/02)
7. Della Wilson	10	12	.833	vs. UConn (2/14/93)
7. Frances Savage	10	12	.833	vs. Arizona (12/2/89)
7. LaToya Drake	10	12	.833	vs. Norfolk St. (11/14/08)
10. Jeannie Hebert	9	11	.818	vs. Stetson (3/9/91)
10. Hope Butler	9	11	.818	vs. UCF (1/20/88)

3-POINT FIELD GOALS

SINGLE-GAME 3-POINT FG MADE

Name	Opponent (date)	3PM
1. Riquna Williams	at CSU Bakersfield (11/15/09)	8
1. Riquna Williams	vs. Maryland (1/12/12)	8
3. Renee Taylor	at Houston (12/19/06)	7
3. Maria Rivera	vs. UCF (2/25/88)	7
3. Riquna Williams	at Michigan (3/31/10)	7
6. Shannon Drury	vs. Boston College (1/10/98)	6
6. Desma Thomas	vs. Connecticut (2/16/97)	6
6. Desma Thomas	vs. Villanova (2/2/97)	6
6. Desma Thomas	vs. Syracuse (2/27/96)	6
6. Nickki Mitchell	vs. St. John's (1/20/94)	6
6. Maria Rivera	vs. Illinois (12/30/87)	6
6. Riquna Williams	at UC Riverside (11/13/09)	6
6. Riquna Williams	vs. Boston College (1/16/11)	6
6. Riquna Williams	vs. Clemson (1/14/11)	6
6. Krystal Saunders	vs. NC State (1/19/14)	6

SINGLE-GAME 3-POINT FG ATTEMPTS

Name	Opponent (date)	3PA
1. Riquna Williams	at Michigan (3/31/10)	15
2. Shannon Drury	vs. Tulane (11/22/98)	14
2. Riquna Williams	at CSU Bakersfield (11/15/10)	14
2. Riquna Williams	vs. Maryland (1/12/12)	14
5. Maurita Reid	vs. Fla. Atlantic (11/9/07)	13
5. Maurita Reid	at North Carolina (2/18/07)	13
5. Maria Rivera	vs. UCF (2/25/88)	13
5. Riquna Williams	at Cornell (12/21/09)	13
5. Riquna Williams	vs. Boston College (1/16/11)	13
5. Krystal Saunders	at Duke (1/31/13)	13

SINGLE-GAME 3-POINT FG PCT. (4 3PA minimum)

Name	3PM	3PA	Pct	Opponent (date)
1. Shenise Johnson	5	5	1.000	vs. PV A&M (11/17/11)
2. Maria Rivera	4	4	1.000	vs. Bethune-Cook. (12/1/87)
2. Shenise Johnson	4	4	1.000	at Providence (3/28/10)
4. Renee Taylor	5	6	.833	vs. UCF (12/20/05)
4. Melissa Knight	5	6	.833	vs. Clemson (1/12/06)
4. Renee Taylor	5	6	.833	vs. NC St. (1/26/06)
4. Maurita Reid	5	6	.833	at VA Tech (1/25/07)
8. Maria Rivera	4	5	.800	vs. Arizona (1/27/88)
8. Tamara James	4	5	.800	vs. NC A&T (12/28/05)
8. Tamara James	4	5	.800	vs. Mississippi (12/29/05)
8. Melissa Knight	4	5	.800	vs. FIU (3/18/06)
8. Maurita Reid	4	5	.800	at Santa Clara (11/15/06)
8. Shenise Johnson	4	5	.800	vs. NC State (3/4/11)
8. Necole Sterling	4	5	.800	at Tulane (12/19/14)
8. Michelle Woods	4	5	.800	vs. Fla. A&M (12/28/14)

FREE THROWS

SINGLE-GAME FREE THROWS MADE

Name	Opponent (date)	FTM
1. Desma Thomas	vs. St. John's (2/3/96)	18
2. Desma Thomas	vs. Georgetown (2/25/97)	16
3. Frances Savage	vs. Purdue (11/25/90)	15
3. Maria Rivera	vs. UCF (1/20/88)	15
3. Maria Rivera	vs. Florida A&M (1/11/88)	15
6. Tamara James	vs. FIU (3/18/06)	14
7. Michelle Woods	at Syracuse (2/12/15)	13
7. Tamara James	vs. Duke (2/29/06)	13
9. Tamara James	vs. Rutgers (3/9/03)	12
9. Octavia Blue	vs. Providence (2/20/98)	12
9. Jeannie Hebert	vs. FIU (2/23/90)	12
9. Frances Savage	vs. FIU (2/24/89)	12

SINGLE-GAME FREE THROW ATTEMPTS

Name	Opponent (date)	FTA
1. Desma Thomas	vs. St. John's (2/3/96)	22
2. Frances Savage	vs. Purdue (11/25/90)	20
3. Desma Thomas	vs. Georgetown (2/25/97)	19
3. Maria Rivera	vs. UCF (1/20/88)	19
3. Maria Rivera	vs. Florida A&M (1/11/88)	19
6. Frances Savage	vs. Providence (3/8/92)	17
7. Tamara James	vs. FIU (3/18/06)	16
8. Six different times a player has recorded		15
(Most recent: Michelle Woods at Syracuse, 2/12/15)		

SINGLE-GAME FREE THROW PCT (8 FTA minimum)

Name	FTM	FTA	Pct	Opponent (date)
1. Tamara James	11	11	1.000	vs. FDU (12/2/05)
1. Frances Savage	11	11	1.000	vs. Pitt (1/11/92)
1. Frances Savage	11	11	1.000	vs. Rutgers (12/8/91)
4. Renee Taylor	10	10	1.000	vs. Virginia (1/22/06)
4. Kym Hope	10	10	1.000	vs. Boston Coll. (1/16/99)
4. Jeannie Hebert	10	10	1.000	vs. Boston Coll. (1/3/92)
4. Maria Rivera	10	10	1.000	vs. Boston Coll. (1/3/92)
8. Renee Taylor	9	9	1.000	at Houston (12/19/06)
8. Renee Taylor	9	9	1.000	at St. Mary's (11/17/06)
8. Octavia Blue	9	9	1.000	vs. Georgetown (1/31/98)
11. 14 times	8	8	1.000	
(Most recent: Morgan Stroman at Maryland, 1/10/13)				

ASSISTS

SINGLE-GAME ASSISTS

Name	Opponent (date)	Ast
1. Robin Harmony	vs. FIU (12/4/82)	14
2. Gina Graziani	vs. Providence (12/6/97)	13
2. Gina Graziani	vs. West Virginia (1/22/97)	13
2. Jeannie Hebert	vs. Syracuse (12/27/90)	13
5. 10 different times a player has recorded		12

REBOUNDS

SINGLE-GAME REBOUNDS

Name	Opponent (date)	Reb
1. Cordelia Fulmore	vs. Georgia State (2/24/84)	25
2. Donna Mapp	vs. Stetson (2/5/83)	24
3. Sylvia Wilson	vs. USF (2/20/80)	22
4. Tamara James	vs. USF (11/22/01)	21
5. Frances Savage	vs. Florida State (12/11/80)	20
5. Cordelia Fulmore	vs. Florida Memorial (2/14/84)	20
5. Sylvia Wilson	vs. UCF (2/6/81)	20
5. Sylvia Wilson	vs. Miami-Dade South (2/3/81)	20
9. Nine different times a player has recorded		19

STEALS

SINGLE-GAME STEALS

Name	Opponent (date)	Stl
1. Maurita Reid	vs. Wake Forest (2/8/07)	10
1. Maria Rivera	vs. Minnesota (12/22/86)	10
1. Pat Bentoski	vs. Stetson (2/3/80)	10
2. Maria Rivera	vs. Stetson (1/21/87)	9
2. Cordelia Fulmore	vs. Purdue (12/31/84)	9
2. Robin Harmony	vs. USF (1/16/82)	9
2. Dottie Richardson	vs. Broward (2/13/81)	9
2. Loretta Harvey	vs. USF (1/9/81)	9
2. Debra Jackson	vs. Florida Southern (1/18/80)	9
2. Shenise Johnson	vs. Boston College (1/16/11)	9
2. Riquna Williams	vs. Morgan State (12/30/10)	9

BLOCKED SHOTS

SINGLE-GAME BLOCKED SHOTS

Name	Opponent (date)	Bk
1. Jassany Williams	vs. Notre Dame (1/8/15)	9
2. Jassany Williams	at Virginia Tech (1/11/15)	8
2. Sylvia Bullock	vs. Houston (11/24/09)	8
4. Joani Bowles	vs. USF (1/20/84)	7
4. Sylvia Wilson	vs. Oral Roberts (12/17/79)	7
6. 10 different times a player has recorded		6

INDIVIDUAL NCAA TOURN. GAME RECORDS & YEAR-BY-YEAR LEADERS

SCORING

NCAA SINGLE-GAME SCORING

Name	Opponent (date)	Pts
1. Adrienne Motley	vs. Washington (3/20/15)	30
2. Vicki Plowden	vs. Vanderbilt (3/26/92)	28
2. Riquna Williams	vs. Gardner-Webb (3/20/11)	28
4. Jeannie Hebert	North Carolina (3/21/92)	26
5. Frances Savage	North Carolina (3/21/92)	25
5. Shenise Johnson	vs. Oklahoma (3/22/11)	25

FIELD GOALS

NCAA SINGLE-GAME FIELD GOALS MADE

Name	Opponent (date)	FGM
1. Vicki Plowden	vs. Vanderbilt (3/26/92)	12
2. Frances Savage	at Oklahoma State (3/15/89)	10
2. Frances Savage	North Carolina (3/21/92)	10
2. Tamara James	at New Mexico (3/22/03)	10
2. Shenise Johnson	vs. Oklahoma (3/22/11)	10
2. Shenise Johnson	at Gonzaga (3/19/12)	10
2. Adrienne Motley	vs. Washington (3/20/15)	10

NCAA SINGLE-GAME FIELD GOAL ATTEMPTS

Name	Opponent (date)	FGA
1. Frances Savage	at Oklahoma State (3/15/89)	24
2. Vicki Plowden	vs. Vanderbilt (3/26/92)	23
2. Shenise Johnson	at Gonzaga (3/19/12)	23
4. Frances Savage	vs. Vanderbilt (3/26/92)	22
4. Jessica Thomas	at Iowa (3/22/15)	22

NCAA SINGLE-GAME FG PERCENTAGE (10 FGA minimum)

Name	FG	FGA	Pct	Opponent (date)
1. Shaquana Wilkins	8	10	.800	vs. Maryland (3/21/04)
2. Frances Savage	10	14	.714	North Carolina (3/21/92)
3. Jeannie Hebert	9	14	.643	North Carolina (3/21/92)
4. Shaquana Wilkins	7	11	.636	at New Mexico (3/22/03)
5. Tamara James	10	17	.588	at New Mexico (3/22/03)

3-POINT FIELD GOALS

NCAA SINGLE-GAME 3-POINT FG MADE

Name	Opponent (date)	3PM
1. Yalonda McCormick	vs. Maryland (3/21/04)	4
1. Stefanie Yderstrom	vs. Oklahoma (3/22/11)	4
3. Holly Rillinger	at Western KY (3/20/93)	3
3. Shannon Drury	vs. Clemson (3/14/98)	3
3. Tamara James	at New Mexico (3/22/03)	3
3. Yalonda McCormick	at New Mexico (3/22/03)	3
3. Stefanie Yderstrom	vs. Gardner-Webb (3/20/11)	3
3. Jessica Thomas	at Iowa (3/22/15)	3

NCAA SINGLE-GAME 3-POINT FG ATTEMPTS

Name	Opponent (date)	3PA
1. Jessica Thomas	at Iowa (3/22/15)	11
2. Stefanie Yderstrom	vs. Oklahoma (3/22/11)	9
3. Yalonda McCormick	vs. Maryland (3/21/04)	8
3. Riquna Williams	vs. Gardner-Webb (3/20/11)	8
5. Elaine Harlow	at Oklahoma St. (3/15/89)	7
5. Holly Rillinger	at Western KY (3/20/93)	7
5. Stefanie Yderstrom	vs. Gardner-Webb (3/20/11)	7
5. Riquna Williams	vs. Oklahoma (3/22/11)	7
5. Krystal Saunders	at Iowa (3/24/13)	7

NCAA SINGLE-GAME 3-POINT FG PCT. (2 3PM minimum)

Name	3PM	3PA	Pct	Opponent (date)
1. Tamara James	3	3	1.000	at New Mexico (3/22/03)
1. Adrienne Motley	2	2	1.000	vs. Washington (3/20/15)
2. Necole Sterling	2	2	1.000	vs. Washington (3/20/15)
4. Shannon Drury	3	4	.750	vs. Clemson (3/14/98)
4. Yalonda McCormick	3	4	.750	at New Mexico (3/22/03)

FREE THROWS

NCAA SINGLE-GAME FREE THROWS MADE

Name	Opponent (date)	FTM
1. Riquna Williams	vs. Gardner-Webb (3/20/11)	10
2. Jeannie Hebert	North Carolina (3/21/92)	8
2. Chanivia Broussard	vs. Maryland (3/21/04)	8
2. Adrienne Motley	vs. Washington (3/20/15)	8

5. Della Wilson	St. Peter's (3/17/93)	7
5. Morgan Stroman	vs. Gardner-Webb (3/20/11)	7
5. Shawnice Wilson	at Iowa (3/24/13)	7
5. Michelle Woods	vs. Washington (3/20/15)	7

NCAA SINGLE-GAME FREE THROW ATTEMPTS

Name	Opponent (date)	FTA
1. Chanivia Broussard	vs. Maryland (3/21/04)	14
2. Morgan Stroman	vs. Gardner-Webb (3/20/11)	11
2. Riquna Williams	vs. Gardner-Webb (3/20/11)	11
2. Michelle Woods	vs. Washington (3/20/15)	11
5. Shawnice Wilson	at Iowa (3/24/13)	10
5. Adrienne Motley	vs. Washington (3/20/15)	10
5. Jessica Thomas	vs. Washington (3/20/15)	10

NCAA SINGLE-GAME FREE THROW PCT. (5 FTA minimum)

Name	FTM	FTA	Pct	Opponent (date)
1. Jeannie Hebert	8	8	1.000	vs. Maryland (3/21/04)
2. Della Wilson	7	7	1.000	St. Peter's (3/17/93)
3. Carla Harris	6	6	1.000	North Carolina (3/21/92)
4. Riquna Williams	9	11	.909	vs. Gardner-Webb (3/20/11)
5. Vicki Plowden	5	6	.833	North Carolina (3/21/92)
5. Frances Savage	5	6	.833	North Carolina (3/21/92)
5. Riquna Williams	5	6	.833	vs. Oklahoma (3/22/11)
5. Michelle Woods	5	6	.833	vs. Idaho State (3/17/12)

ASSISTS

NCAA SINGLE-GAME ASSISTS

Name	Opponent (date)	Ast
1. Jeannie Hebert	vs. Vanderbilt (3/26/92)	8
2. Meghan Saake	at New Mexico (3/22/03)	7
3. Jeannie Hebert	North Carolina (3/21/92)	6
3. Frances Savage	North Carolina (3/21/92)	6
3. Dellareese Wilson	at Western KY (3/20/93)	6
3. Yolanda McCormick	at New Mexico (3/22/03)	6
3. Shenise Johnson	vs. Gardner-Webb (3/20/11)	6
3. Shenise Johnson	vs. Oklahoma (3/22/11)	6

REBOUNDS

NCAA SINGLE-GAME REBOUNDS

Name	Opponent (date)	Reb
1. Shenise Johnson	vs. Gardner-Webb (3/20/11)	18
1. Shawnice Wilson	at Iowa (3/24/13)	18
3. Frances Savage	vs. Vanderbilt (3/26/92)	16
4. Kym Hope	vs. Clemson (3/14/98)	15
5. Morgan Stroman	vs. Oklahoma (3/22/11)	14
5. Shawnice Wilson	vs. Idaho State (3/17/12)	14

STEALS

NCAA SINGLE-GAME STEALS

Name	Opponent (date)	Stl
1. Jeannie Hebert	at Oklahoma State (3/15/89)	5
1. Carla Harris	St. Peter's (3/17/93)	5
1. Yalonda McCormick	vs. Maryland (3/21/04)	5
4. Jeannie Hebert	North Carolina (3/21/92)	4
4. Vicki Plowden	vs. Vanderbilt (3/26/92)	4
4. Morgan Stroman	vs. Gardner-Webb (3/20/11)	4
4. Riquna Williams	vs. Gardner-Webb (3/20/11)	4
4. Shenise Johnson	vs. Idaho State (3/17/12)	4

BLOCKED SHOTS

NCAA SINGLE-GAME BLOCKED SHOTS

Name	Opponent (date)	Blk
1. Sylvia Bullock	vs. Gardner-Webb (3/20/11)	4
2. Ronnie McGarry	North Carolina (3/21/92)	3
2. Kym Hope	vs. Clemson (3/14/98)	3
4. Shawnice Wilson	vs. Idaho State (3/17/12)	2
4. Shawnice Wilson	at Gonzaga (3/19/12)	2
4. Jassany Williams	vs. Washington (3/20/15)	2
4. Jassany Williams	at Iowa (3/22/15)	2

Scoring Average

1979-1980	Sylvia Wilson	15.8
1980-1981	Sylvia Wilson	17.6
1981-1982	Sylvia Wilson	18.7
1982-1983	Donna Mapp	17.1
1983-1984	Cardelia Fulmore	19.5
1984-1985	Cardelia Fulmore	19.1
1985-1986	Maria Rivera	21.4
1986-1987	Maria Rivera	20.9
1987-1988	Maria Rivera	23.3
1988-1989	Frances Savage	22.4
1989-1990	Frances Savage	23.6
1990-1991	Jeannie Hebert	16.9
1991-1992	Frances Savage	23.2
1992-1993	Holly Rillinger	15.8
1993-1994	Desma Thomas	14.0
1994-1995	Octavia Blue	14.5
1995-1996	Octavia Blue	16.0
1996-1997	Desma Thomas	15.4
1997-1998	Octavia Blue	19.2
1998-1999	Kym Hope	17.2
1999-2000	Shelia James	15.2
2000-2001	Chanivia Broussard	13.2
2001-2002	Chanivia Broussard	14.2
2002-2003	Tamara James	21.0
2003-2004	Tamara James	16.6
2004-2005	Tamara James	22.3
2005-2006	Tamara James	21.5
2006-2007	Renee Taylor	18.6
2007-2008	Maurita Reid	15.3
2008-2009	Shenise Johnson	12.8
2009-2010	Riquna Williams	19.6
2010-2011	Riquna Williams	21.7
2011-2012	Shenise Johnson	17.0
2012-2013	Morgan Stroman	12.9
2013-2014	Adrienne Motley	11.1
2014-2015	Adrienne Motley	16.9

Rebounding Average

1979-1980	Sylvia Wilson	10.4
1980-1981	Sylvia Wilson	11.8
1981-1982	Sylvia Wilson	11.5
1982-1983	Donna Mapp	11.5
1983-1984	Cardelia Fulmore	11.6
1984-1985	Cardelia Fulmore	8.9
1985-1986	Hope Butler	5.5
1986-1987	Hope Butler	8.9
1987-1988	Hope Butler	8.0
1988-1989	Frances Savage	9.2
1989-1990	Frances Savage	9.5
1990-1991	Vicki Plowden	10.0
1991-1992	Frances Savage	10.6
1992-1993	Vicki Plowden	10.0
1993-1994	Tanya Young	9.9
1994-1995	Octavia Blue	7.2
1995-1996	Jennifer Jordon	6.7
1996-1997	Kym Hope	8.1
1997-1998	Kym Hope	10.6
1998-1999	Kym Hope	8.7
1999-2000	Alicia Hartlaub	7.3
2000-2001	Dalia Clarke	6.4
2001-2002	Shaquana Wilkins	6.0
2002-2003	Tamara James	7.9
2003-2004	Shaquana Wilkins	8.5
2004-2005	Tamara James	6.9
2005-2006	Tamara James	7.8
2006-2007	Brittany Denson	6.9
2007-2008	Maurita Reid	5.6
2008-2009	Shenise Johnson	7.1
2009-2010	Shenise Johnson	7.7
2010-2011	Shenise Johnson	8.3
2011-2012	Shenise Johnson	8.0
2012-2013	Morgan Stroman	8.8
2013-2014	Keyona Hayes	6.5
2014-2015	Jassany Williams	6.0

HISTORY & RECORDS

YEAR-BY-YEAR LEADERS

Field Goal Percentage (minimum 200 FGA)

1979-1980	Sylvia Wilson	.530
1980-1981	Dottie Richardson	.514
1981-1982	Sylvia Wilson	.439
1982-1983	Donna Mapp	.492
1983-1984	Cardelia Fulmore	.539
1984-1985	Cardelia Fulmore	.548
1985-1986	Hope Butler	.467
1986-1987	Hope Butler	.501
1987-1988	Hope Butler	.531
1988-1989	Frances Savage	.548
1989-1990	Frances Savage	.540
1990-1991	Vicki Plowden	.539
1991-1992	Vicki Plowden	.515
1992-1993	Vicki Plowden	.457
1993-1994	Nickki Mitchell	.394
1994-1995	Sheron Murray	.398
1995-1996	Octavia Blue	.488
1996-1997	Kym Hope	.540
1997-1998	Kym Hope	.534
1998-1999	Kym Hope	.529
1999-2000	Alicia Hartlaub	.436
2000-2001	Dalia Clarke	.452
2001-2002	Shaquana Wilkins	.482
2002-2003	Tamara James	.516
2003-2004	Shaquana Wilkins	.520
2004-2005	Tamara James	.480
2005-2006	Melissa Knight	.498
2006-2007	Albrey Grimsley	.463
2007-2008	Albrey Grimsley	.408
2008-2009	Shenise Johnson	.385
2009-2010	Diane Barnes	.545
2010-2011	Morgan Stroman	.519
2011-2012	Shenise Johnson	.452
2012-2013	Shawnice Wilson	.519
2013-2014	Keyona Hayes	.506
2014-2015	Adrienne Motley	.492

Free Throw Percentage (minimum 70 FTA)

1979-1980	Sandra Wells	.673
1980-1981	Pat Bentoski	
1981-1982	Gwen Harris	.779
1982-1983	Sylvia Wilson	.618
1983-1984	Dana Hunter	.675
1984-1985	Robin Harmony	.657
1985-1986	Maria Rivera	.729
1986-1987	Maria Rivera	.730
1987-1988	Maria Rivera	.791
1988-1989	Maria Rivera	.828
1989-1990	Elaine Harlow	.796
1989-1990	Frances Savage	.786
1990-1991	Jeannie Hebert	.758
1991-1992	Jeannie Hebert	.835
1992-1993	Holly Rilinger	.857
1993-1994	Desma Thomas	.679
1994-1995	Rinat Zaltz	.734
1995-1996	Cassandra Wimes	.714
1996-1997	Desma Thomas	.800
1997-1998	Kym Hope	.771
1998-1999	Kym Hope	.810
1999-2000	Gina Graziani	.714
2000-2001	Meghan Saake	.629
2001-2002	Shaquana Wilkins	.711
2002-2003	Tamara James	.760
2003-2004	Tamara James	.766
2004-2005	Tamara James	.770
2005-2006	Renee Taylor	.836
2006-2007	Renee Taylor	.843
2007-2008	Maurita Reid	.651
2008-2009	Shenise Johnson	.820
2009-2010	Shenise Johnson	.773
2010-2011	Shenise Johnson	.846
2011-2012	Shenise Johnson	.877
2012-2013	Stefanie Yderstrom	.883
2013-2014	Krystal Saunders	.775
2014-2015	Adrienne Motley	.764

Assists

1979-1980	Pat Bentoski	130
1980-1981	Loretta Harvey	156
1981-1982	Loretta Harvey	168
1982-1983	Loretta Harvey	120
1983-1984	Loretta Harvey	144
1984-1985	Maria Rivera	149
1985-1986	Maria Rivera	89
1986-1987	Maria Rivera	141
1987-1988	Maria Rivera	108
1988-1989	Jeannie Hebert	147
1989-1990	Jeannie Hebert	137
1990-1991	Jeannie Hebert	189
1991-1992	Jeannie Hebert	221
1992-1993	Della Wilson	134
1993-1994	Nickki Mitchell	65
1994-1995	Maureen Faulkner	71
1995-1996	Desma Thomas	72
1996-1997	Gina Graziani	198
1997-1998	Gina Graziani	210
1998-1999	Gina Graziani	153
1999-2000	Gina Graziani	94
2000-2001	Meghan Saake	99
2001-2002	Meghan Saake	125
2002-2003	Yalonda McCormick	185
2003-2004	Yalonda McCormick	157
2004-2005	Yalonda McCormick	167
2005-2006	Renee Taylor	115
2006-2007	Albrey Grimsley	82
2007-2008	Albrey Grimsley	93
2008-2009	Shenise Johnson	122
2009-2010	Shenise Johnson	166
2010-2011	Shenise Johnson	127
2011-2012	Shenise Johnson	141
2012-2013	Stefanie Yderstrom	75
2013-2014	Adrienne Motley	82
2014-2015	Jessica Thomas	74

Steals

1979-1980	Dottie Richardson	100
1980-1981	Dottie Richardson	105
1981-1982	Loretta Harvey	
1982-1983	Loretta Harvey	84
1983-1984	Gwen Harris	64
1983-1984	Robin Harmony	98
1984-1985	Cardelia Fulmore	100
1985-1986	Maria Rivera	
1985-1986	Maria Rivera	77
1986-1987	Maria Rivera	106
1987-1988	Maria Rivera	99
1988-1989	Frances Savage	56
1988-1989	Elaine Harlow	
1988-1989	Frances Savage	71
1989-1990	Jeannie Hebert	71
1990-1991	Vicki Plowden	76
1991-1992	Della Wilson	93
1992-1993	Ronnie McGarry	49
1993-1994	Maureen Faulkner	49
1994-1995	Desma Thomas	60
1995-1996	Desma Thomas	60
1996-1997	Kym Hope	56
1997-1998	Kym Hope	54
1998-1999	Shelia James	26
1999-2000	Meghan Saake	74
2000-2001	Meghan Saake	121
2001-2002	Meghan Saake	114
2002-2003	Meghan Saake	93
2003-2004	Yalonda McCormick	93
2004-2005	Yalonda McCormick	78
2005-2006	Tamara James	93
2006-2007	Maurita Reid	95
2007-2008	Maurita Reid	110
2008-2009	Shenise Johnson	78
2009-2010	Shenise Johnson	111
2010-2011	Morgan Stroman	109
2011-2012	Shenise Johnson	108
2012-2013	Morgan Stroman	57
2013-2014	Suriya McGuire	43
2014-2015	Adrienne Motley	47

Blocked Shots

1979-1980	Sylvia Wilson	80
1980-1981	Sylvia Wilson	61
1981-1982	Sylvia Wilson	57
1982-1983	Donna Mapp	15
1983-1984	Joani Bowles	45
1984-1985	Cardelia Fulmore	25
1985-1986	Julie Colville	8
1986-1987	Regina Brant	5
1987-1988	Ruth Smith	12
1988-1989	Frances Savage	17
1989-1990	Belinda Kunczt	35
1990-1991	Vicki Plowden	27
1991-1992	Vicki Plowden	35
1992-1993	Vicki Plowden	40
1993-1994	Tanya Young	23
1994-1995	Octavia Blue	20
1995-1996	Desma Thomas	21
1996-1997	Kym Hope	53
1997-1998	Kym Hope	33
1998-1999	Kym Hope	62
1999-2000	Alicia Hartlaub	11
2000-2001	Chanivia Broussard	32
2001-2002	Chanivia Broussard	35
2001-2002	Martha Bodley	
2002-2003	Meghan Saake	36
2003-2004	Shaquana Wilkins	37
2004-2005	Imani Dhahabu	24
2005-2006	Brittany Denson	30
2006-2007	Brittany Denson	17
2007-2008	Charmaine Clark	18
2008-2009	Shenise Johnson	29
2009-2010	Sylvia Bullock	35
2010-2011	Morgan Stroman	29
2010-2011	Sylvia Bullock	
2011-2012	Sylvia Bullock	44
2012-2013	Morgan Stroman	39
2013-2014	Jassany Williams	57
2014-2015	Jassany Williams	74

Minutes Per Game

1985-1986	Maria Rivera	37.7
1986-1987	Maria Rivera	37.0
1987-1988	Maria Rivera	36.3
1988-1989	Jeannie Hebert	34.8
1989-1990	Frances Savage	34.1
1990-1991	Jeannie Hebert	35.9
1991-1992	Jeannie Hebert	34.4
1992-1993	Della Wilson	35.7
1993-1994	Nickki Mitchell	33.6
1994-1995	Octavia Blue	29.8
1995-1996	Desma Thomas	32.1
1996-1997	Desma Thomas	35.8
1997-1998	Gina Graziani	36.3
1998-1999	Kym Hope	33.8
1999-2000	Gina Graziani	33.5
2000-2001	Meghan Saake	30.3
2001-2002	Meghan Saake	36.2
2002-2003	Meghan Saake	36.0
2003-2004	Yalonda McCormick	36.4
2004-2005	Yalonda McCormick	36.4
2005-2006	Tamara James	32.8
2006-2007	Renee Taylor	34.8
2007-2008	Maurita Reid	29.2
2008-2009	Shenise Johnson	31.0
2009-2010	Shenise Johnson	34.8
2010-2011	Shenise Johnson	31.8
2011-2012	Shenise Johnson	31.2
2012-2013	Stefanie Yderstrom	30.0
2013-2014	Krystal Saunders	31.5
2014-2015	Adrienne Motley	31.4

1,000 POINTS CLUB

1. Tamara James (2002-06) – 2,406

SEASON	GP-GS	FG-FGA	PCT	3PM-3PA	PCT	FTM-FTA	PCT	REB-AVG	AST	BLK	STL	PTS-AVG
2002-03	31-31	238-461	.516	19-58	.328	155-204	.760	244-7.9	49	14	56	650-21.0
2003-04	28-26	170-340	.500	39-103	.379	85-111	.766	129-4.6	72	18	55	464-16.6
2004-05	29-29	242-504	.480	19-119	.328	124-161	.770	199-6.9	57	13	75	647-22.3
2005-06	30-30	218-449	.486	53-137	.387	156-188	.830	233-7.8	70	11	93	645-21.5
Total	118-116	868-1754	.495	150-417	.360	520-664	.783	805-6.8	248	56	279	2,406-20.4

2. Maria Rivera (1984-88) – 2,358

SEASON	GP-GS	FG-FGA	PCT	3PM-3PA	PCT	FTM-FTA	PCT	REB-AVG	AST	BLK	STL	PTS-AVG
1984-85	28-28	202-380	.531	—	—	120-156	.769	93-3.3	149	4	100	524-18.7
1985-86	27-27	230-533	.432	—	—	119-163	.730	118-4.4	89	2	77	579-21.4
1986-87	30-30	251-545	.461	—	—	125-158	.791	97-3.2	141	3	106	627-20.9
1987-88	27-27	209-473	.442	66-177	.373	144-174	.828	102-3.8	108	3	99	628-23.3
Total	112-112	892-1931	.462	66-177	.373	508-651	.780	410-3.7	487	12	382	2,358-21.1

3. Shenise Johnson (2008-12) – 2,262

SEASON	GP-GS	FG-FGA	PCT	3PM-3PA	PCT	FTM-FTA	PCT	REB-AVG	AST	BLK	STL	PTS-AVG
2008-09	30-30	141-366	.385	20-62	.323	82-100	.820	213-7.1	122	29	78	384-12.8
2009-10	36-36	251-506	.496	50-127	.394	133-172	.773	276-7.7	166	21	111	685-19.0
2010-11	33-33	236-484	.488	44-126	.349	132-156	.846	275-8.3	127	26	104	648-19.6
2011-12	32-32	202-447	.452	34-114	.298	107-122	.877	256-8.0	141	14	108	545-17.0
Total	131-131	830-18-3	.460	148-429	.345	3454-550	.825	1020-7.8	556	90	4-1	2,262-17.3

4. Frances Savage (1988-92) – 2,184

SEASON	GP-GS	FG-FGA	PCT	3PM-3PA	PCT	FTM-FTA	PCT	REB-AVG	AST	BLK	STL	PTS-AVG
1988-89	29-29	256-467	.548	6-23	.261	131-166	.789	268-9.2	66	17	56	649-22.4
1989-90	31-31	284-526	.540	18-43	.419	147-187	.786	293-9.5	76	17	71	733-23.6
1990-91	2-2	19-43	.442	0-2	.000	22-28	.786	20-10.0	7	0	4	60-30.0
1991-92	32-32	271-557	.487	19-46	.413	181-222	.815	339-10.6	77	10	71	742-23.2
Total	94-94	830-1593	.521	43-114	.377	481-603	.798	920-9.8	226	44	202	2,184-23.2

5. Riquna Williams (2008-12) – 2,148

SEASON	GP-GS	FG-FGA	PCT	3PM-3PA	PCT	FTM-FTA	PCT	REB-AVG	AST	BLK	STL	PTS-AVG
2008-09	26-6	78-261	.299	24-111	.216	47-61	.770	51-2.0	19	11	44	227-8.7
2009-10	36-25	253-628	.403	106-294	.361	95-129	.736	152-4.2	62	17	64	707-19.6
2010-11	33-33	251-632	.397	75-252	.298	140-181	.773	176-5.3	93	16	91	717-21.7
2011-12	30-27	178-448	.397	67-182	.368	74-92	.804	103-3.4	77	20	71	497-16.6
Total	125-91	760-1969	.386	272-839	.324	356-463	.769	482-3.9	251	64	270	2,148-17.2

6. Jeannie Hebert (1988-92) – 1,766

SEASON	GP-GS	FG-FGA	PCT	3PM-3PA	PCT	FTM-FTA	PCT	REB-AVG	AST	BLK	STL	PTS-AVG
1988-89	29-29	147-367	.401	3-35	.086	104-159	.654	92-3.2	147	10	44	401-13.8
1989-90	30-30	145-340	.426	3-9	.333	117-153	.765	72-2.4	137	12	49	410-13.7
1990-91	28-28	179-406	.441	14-42	.333	100-132	.758	109-3.9	189	6	71	472-16.9
1991-92	32-32	181-379	.478	5-16	.313	116-139	.835	70-2.2	221	7	73	483-15.1
Total	119-119	652-1492	.437	25-102	.245	437-583	.750	343-2.9	694	35	237	1,766-14.8

7. Octavia Blue (1994-98) – 1,724

SEASON	GP-GS	FG-FGA	PCT	3PM-3PA	PCT	FTM-FTA	PCT	REB-AVG	AST	BLK	STL	PTS-AVG
1997-98	29-29	205-448	.458	24-53	.453	122-169	.722	164-5.7	23	8	35	556-19.2
1996-97	29-28	161-382	.421	0-1	.000	66-102	.647	162-5.6	15	5	37	388-13.4
1995-96	27-27	178-365	.488	0-0	.000	76-134	.567	174-6.4	26	5	35	432-16.0
1994-95	24-23	127-329	.386	0-2	.000	94-144	.653	172-7.2	14	20	32	348-14.5
TOTAL	109-107	671-1524	.440	24-56	.429	358-549	.652	672-6.2	78	38	139	1,724-15.8

8. Sylvia Wilson (1979-82) – 1,713

SEASON	GP-GS	FG-FGA	PCT	3PM-3PA	PCT	FTM-FTA	PCT	REB-AVG	AST	BLK	STL	PTS-AVG
1979-80	33-30	232-438	.530	—	—	56-103	.544	344-10.4	24	80	56	520-15.8
1980-81	38-37	268-568	.472	—	—	134-222	.604	449-11.8	17	61	53	670-17.6
1981-82	28-27	221-503	.439	—	—	81-131	.618	322-11.5	21	57	45	523-18.7
TOTAL	99-94	721-1509	.478	—	—	271-456	.594	1115-11.3	62	198	154	1,713-17.3

9. Chanivia Broussard (2000-04) – 1,482

SEASON	GP-GS	FG-FGA	PCT	3PM-3PA	PCT	FTM-FTA	PCT	REB-AVG	AST	BLK	STL	PTS-AVG
2000-01	27-22	158-369	.428	4-15	.267	36-74	.486	152-25.6	22	32	46	356-13.2
2001-02	29-20	173-407	.425	13-51	.255	54-85	.635	124-4.3	27	35	57	413-14.2
2002-03	29-5	115-263	.437	8-31	.258	35-69	.507	126-4.3	31	32	35	273-9.4
2003-04	29-28	175-359	.487	3-15	.200	87-127	.685	181-6.2	48	33	64	440-15.2
TOTAL	114-75	621-1398	.444	28-112	.250	212-355	.597	583-5.1	128	132	202	1,482-13.0

1,000 POINTS CLUB

10. Kym Hope (1995-99) – 1,462

SEASON	GP-GS	FG-FGA	PCT	3PM-3PA	PCT	FTM-FTA	PCT	REB-AVG	AST	BLK	STL	PTS-AVG
1995-96	26-0	28-68	.412	0-0	.000	28-52	.538	95-3.7	11	16	17	84-3.2
1996-97	29-29	143-265	.540	0-2	.000	81-117	.692	234-8.1	33	53	45	367-12.7
1997-98	29-29	191-358	.534	1-1	1.000	128-166	.771	306-10.6	53	33	56	511-17.6
1998-99	29-29	184-348	.529	0-3	.000	132-163	.810	253-8.7	52	62	54	500-17.2
TOTAL	113-87	546-1039	.526	0-3	.000	369-498	.741	888-7.9	149	164	172	1,462-12.9

11. Vicki Plowden (1990-93) – 1,404

SEASON	GP-GS	FG-FGA	PCT	3PM-3PA	PCT	FTM-FTA	PCT	REB-AVG	AST	BLK	STL	PTS-AVG
1990-91	28-27	194-360	.539	0-0	.000	67-108	.620	281-10.0	18	27	53	455-16.3
1991-92	32-32	194-377	.515	1-2	.500	87-144	.604	265-8.3	17	41	35	476-14.9
1992-93	31-31	191-418	.457	2-5	.400	89-143	.622	311-10.0	44	40	64	473-15.3
TOTAL	91-90	579-1155	.501	3-7	.429	243-395	.615	857-9.4	79	108	152	1,404-15.4

12. Morgan Stroman (2009-13) – 1,371

SEASON	GP-GS	FG-FGA	PCT	3PM-3PA	PCT	FTM-FTA	PCT	REB-AVG	AST	BLK	STL	PTS-AVG
2009-10	36-21	83-201	.413	0-1	.000	97-136	.713	211-5.9	38	24	64	263- 7.3
2010-11	33-33	164-316	.519	1-6	.167	121-187	.647	270-8.2	69	29	109	450-13.6
2011-12	19-19	93-168	.554	1-2	.500	58-79	.734	124-6.5	25	8	42	245-12.9
2012-13	32-32	143-301	.475	0-7	.000	127-183	.694	281-8.8	65	39	57	413-12.9
TOTAL	120-105	483-986	.490	2-15	.133	403-585	.688	886-7.4	197	100	272	1,371-11.4

13. Robin Harmony (1980-84) – 1,308

SEASON	GP-GS	FG-FGA	PCT	3PM-3PA	PCT	FTM-FTA	PCT	REB-AVG	AST	BLK	STL	PTS-AVG
1980-81	38-31	159-404	.394	–	–	48-76	.632	174-4.6	139	16	100	366-9.6
1981-82	29-29	133-325	.409	–	–	29-44	.659	193-6.7	127	13	56	295-10.2
1982-83	27-27	120-264	.455	–	–	35-57	.614	218-8.1	67	11	60	275-10.2
1983-84	31-31	163-385	.423	–	–	46-70	.657	175-5.6	115	18	98	372-12.0
TOTAL	125-118	575-1378	.417	–	–	158-247	.640	760-6.1	448	58	314	1,308-10.5

14. Desma Thomas (1992-97) – 1,284

SEASON	GP-GS	FG-FGA	PCT	3PM-3PA	PCT	FTM-FTA	PCT	REB-AVG	AST	BLK	STL	PTS-AVG
1992-93	30-6	36-107	.336	0-4	.000	36-65	.554	87-2.9	13	8	20	108-3.6
1993-94	25-24	110-351	.313	25-88	.288	106-156	.679	195-7.8	47	20	37	351-14.0
1994-95	DNP											
1995-96	27-27	120-339	.354	46-155	.297	92-134	.687	134-5.0	72	21	60	378-14.0
1996-97	29-29	135-355	.380	81-216	.375	96-120	.800	136-4.7	64	9	60	447-15.4
TOTAL	111-86	401-1152	.348	152-463	.328	330-475	.695	552-5.0	196	58	177	1,284-11.6

15. Stefanie Yderstrom (2009-13) – 1,203

SEASON	GP-GS	FG-FGA	PCT	3PM-3PA	PCT	FTM-FTA	PCT	REB-AVG	AST	BLK	STL	PTS-AVG
2009-10	30-17	78-245	.318	47-159	.296	22-26	.846	44-1.5	64	10	26	225-7.5
2010-11	33-33	83-255	.325	53-172	.308	45-54	.833	75-2.3	88	7	44	264-8.0
2011-12	32-32	113-299	.378	68-195	.349	46-54	.852	49-1.5	54	5	36	340-10.6
2012-13	32-32	123-362	.340	60-164	.366	68-77	.883	43-1.3	75	2	41	374-11.7
TOTAL	127-114	397-1161	.342	228-690	.330	181-211	.860	211-1.7	281	24	147	1,203-9.5

16. Wendy Foote (1974-78) – 1,174

SEASON	GP-GS	FG-FGA	PCT	3PM-3PA	PCT	FTM-FTA	PCT	REB-AVG	AST	BLK	STL	PTS-AVG
1974-75	13	102	–	–	–	36-72	.500	–	–	–	–	240-18.5
1975-76	15	103	–	–	–	30-59	.508	–	–	–	–	236-15.7
1976-77	18	115	–	–	–	45-68	.662	–	–	–	–	295-16.4
1977-78	16	160	–	–	–	83-119	.697	–	–	–	–	403-25.2
TOTAL	62	480	–	–	–	194-318	.610	–	–	–	–	1,174-18.9

17. Hope Butler (1984-88) – 1,157

SEASON	GP-GS	FG-FGA	PCT	3PM-3PA	PCT	FTM-FTA	PCT	REB-AVG	AST	BLK	STL	PTS-AVG
1984-85	17-0	19-40	.475	–	–	22-35	.629	64-3.8	9	1	14	60-3.5
1985-86	27-24	106-227	.467	–	–	27-48	.563	148-5.5	30	4	43	239-8.9
1986-87	30-30	211-421	.501	–	–	77-125	.616	266-8.9	36	2	82	499-16.6
1987-88	27-25	145-273	.531	0-1	.000	69-98	.704	216-8.0	49	2	51	359-13.3
TOTAL	101-79	481-961	.501	0-1	.000	195-306	.637	694-6.9	124	9	190	1,157-11.5

18. Cordelia Fulmore (1983-85) – 1,142

SEASON	GP-GS	FG-FGA	PCT	3PM-3PA	PCT	FTM-FTA	PCT	REB-AVG	AST	BLK	STL	PTS-AVG
1983-84	31-31	258-479	.539	–	–	90-141	.638	359-11.6	46	17	88	606-19.5
1984-85	28-28	228-417	.548	–	–	80-123	.650	250-8.9	73	25	100	536-19.1
TOTAL	59-59	486-896	.542	–	–	170-264	.644	609-10.3	119	42	188	1,142-19.4

1,000 POINTS CLUB

19. Yalonda McCormick (2001-05) – 1,072

SEASON	GP-GS	FG-FGA	PCT	3PM-3PA	PCT	FTM-FTA	PCT	REB-AVG	AST	BLK	STL	PTS-AVG
2001-02	17-0	21-72	.292	1-9	.111	7-11	.636	22-1.3	30	0	9	50-2.9
2002-03	31-31	125-300	.417	17-52	.327	49-69	.710	98-3.2	185	7	100	316-10.2
2003-04	29-29	126-333	.378	52-145	.359	50-65	.769	114-3.9	157	11	93	354-12.2
2004-05	28-27	139-369	.377	40-136	.294	34-53	.642	117-4.2	167	7	78	352-12.6
TOTAL	105-87	411-1074	.383	110-342	.322	140-198	.707	351-3.3	539	25	280	1,072-10.2

20. Jennifer Jordan (1994-99) – 1,050

SEASON	GP-GS	FG-FGA	PCT	3PM-3PA	PCT	FTM-FTA	PCT	REB-AVG	AST	BLK	STL	PTS-AVG
1994-95	26-7	51-113	.451	0-0	.000	69-99	.697	122-4.7	6	3	26	171-6.6
1995-96	26-23	110-195	.564	0-0	.000	84-126	.667	173-6.7	13	7	34	304-11.7
1996-97	DNP											
1997-98	28-4	65-131	.496	0-0	.000	55-83	.663	85-3.0	7	1	18	185-6.6
1998-99	29-29	139-283	.491	0-0	.000	112-157	.713	200-6.9	15	6	31	390-13.4
TOTAL	109-63	365-722	.506	0-0	.000	320-465	.688	580-5.3	41	17	109	1,050-9.6

21. Cassandra Wimes (1994-99) – 1,034

SEASON	GP-GS	FG-FGA	PCT	3PM-3PA	PCT	FTM-FTA	PCT	REB-AVG	AST	BLK	STL	PTS-AVG
1994-95	26-7	51-113	.451	0-0	.000	69-99	.697	122-4.7	6	3	26	171-6.6
1995-96	26-23	110-195	.564	0-0	.000	84-126	.667	173-6.7	13	7	34	304-11.7
1996-97	DNP											
1997-98	24-13	82-202	.406	21-62	.339	37-47	.787	67-2.8	23	5	36	222-9.3
1998-99	29-29	128-336	.381	23-80	.288	58-82	.707	106-3.7	51	8	47	337-11.6
TOTAL	105-72	371-846	.439	44-142	.310	248-354	.701	468-4.5	93	23	143	1,034-9.8

22. Meghan Saake (1999-03) – 1,030

SEASON	GP-GS	FG-FGA	PCT	3PM-3PA	PCT	FTM-FTA	PCT	REB-AVG	AST	BLK	STL	PTS-AVG
1999-00	29-29	85-250	.340	2-19	.105	22-55	.400	115-4.0	71	18	49	194-6.7
2000-01	27-27	62-186	.343	5-28	.179	44-70	.618	120-4.5	99	16	74	173-6.6
2001-02	31-31	139-348	.401	30-94	.322	38-50	.760	152-4.9	125	25	121	346-11.2
2002-03	31-31	118-299	.395	30-94	.319	51-67	.761	120-3.9	108	36	114	317-10.2
TOTAL	118-118	404-1083	.373	67-243	.275	160-242	.661	507-4.3	403	95	358	1,030-8.7

23. Renee Taylor (2005-07) – 1,025

SEASON	GP-GS	FG-FGA	PCT	3PM-3PA	PCT	FTM-FTA	PCT	REB-AVG	AST	BLK	STL	PTS-AVG
2005-06	30-29	153-387	.298	49-150	.327	112-134	.836	77-2.6	115	0	71	467-15.6
2006-07	30-29	180-468	.385	69-227	.304	129-153	.843	79-2.6	63	1	63	558-18.6
TOTAL	60-58	333-852	.391	118-377	.313	241-287	.840	156-2.6	178	1	134	1,025-17.1

ALL-TIME RESULTS

1972-73

Record: 2-6 (1-1 H, 1-3 A, 0-2 N)

Head Coach: Barry Schimer

Date	W/L	Opponent	Score
J9	L	MIAMI-DADE NORTH	37-21
J12	W	at Broward Central	36-26
F8	L	at Miami-Dade South	56-26
F13	W	BROWARD CENTRAL	41-25
F15	L	at Barry College	51-45
F22	L	at Miami-Dade North	47-36
F26	L	vs. Florida Tech*	38-31
F27	L	vs. Florida A&M*	55-47

* FAIAW State Championship Tournament (Miami, Fla.)

1973-74

Record: 6-3 (2-0 H, 4-1 A, 0-2 N)

Head Coach: Barry Schimer

Date	W/L	Opponent	Score
J30	W	at Broward Central	43-27
F1	W	at Barry College	44-41
F12	W	at Miami-Dade South	48-47
F13	W	at Miami-Dade North	29-23
F18	L	at Miami-Dade North	38-36
F19	W	BARRY COLLEGE	41-33
F21	W	BROWARD CENTRAL	44-28
F26	L	vs. Flagler*	74-38
F27	L	vs. Florida Tech*	41-36

* FAIAW State Championship Tournament (Miami, Fla.)

1974-75

Record: 8-6 (3-0 H, 3-2 A, 2-4 N)

Head Coach: Barry Schimer

Date	W/L	Opponent	Score
NA	W	at Miami-Dade DOWNTOWN	65-21
NA	W	MIAMI-DADE DOWNTOWN	58-26
NA	L	at Flagler^	62-49
NA	L	vs. Florida^	58-45
NA	L	vs. Miami-Dade North^	65-49
NA	W	MIAMI-DADE NORTH	44-38
NA	W	at Broward Central	49-19
NA	W	BROWARD CENTRAL	61-26
NA	W	at Miami-Dade South	60-52
NA	L	at Miami-Dade North	54-46
NA	L	vs. Florida*	67-32
NA	W	vs. Florida A&M*	59-38
NA	W	vs. Florida Tech*	53-32
NA	L	vs. Florida State*	59-45

^ Flagler Invitational (St. Augustine, Fla.)

* FAIAW State Championship Tournament (Lake City, Fla.)

1975-76

Record: 7-13 (3-4 H, 2-4 A, 2-5 N)

Head Coach: Shula Feuer

Date	W/L	Opponent	Score
J3	L	MARYMACK (MO)	63-53
J14	W	HOMESTEAD AFB	100-20
J17	L	FLORIDA TECH	60-57
J20	L	at Miami-Dade South	49-40
J22	W	at Miami-Dade DOWNTOWN	74-54
J27	L	MIAMI-DADE NORTH	80-58
J29	W	FIU	56-38
F2	L	at Broward Central	69-65
F3	W	MIAMI-DADE DOWNTOWN	71-38
F6	W	vs. USF^	59-52
F7	L	vs. Miami-Dade South^	62-60
F7	W	vs. Florida Tech^	60-55
F9	L	at Florida	103-53
F11	L	at Miami-Dade North	64-49
F17	L	FIU	57-50
F20	L	vs. Florida&	83-41
F21	L	vs. Broward Central&	91-65
F23	W	at Homestead AFB	63-50
F26	L	vs. FIU*	59-57
F27	L	vs. USF*	71-46

^ Flagler Invitational (St. Augustine, Fla.)

& Miami-Dade North CC Invitational (Miami, Fla.)

* FAIAW State Championship Tournament (Lake City, Fla.)

1976-77

Record: 9-11 (8-3 H, 1-6 A, 0-2 N)

Head Coach: Shula Feuer

Date	W/L	Opponent	Score
J9	W	MANHATTANVILLE	48-46
J13	W	at Miami-Dade DOWNTOWN	75-56
J24	L	at Miami-Dade North	106-69
J26	W	MIAMI-DADE SOUTH	42-39
J28	L	at USF	59-46
J29	L	at Tampa	50-45
F1	L	at FIU	57-49
F4	L	at Broward Central	69-59
F6	W	STETSON	74-59
F7	L	at Miami-Dade South	56-50
F8	L	FLORIDA	75-28
F10	W	MIAMI-DADE DOWNTOWN	67-45
F14	W	FIU	73-65
F16	W	BROWARD CENTRAL	75-64
F18	L	vs. Broward Central&	72-65
F19	L	vs. FIU&	52-48
F22	W	MIAMI-DADE NORTH	75-68
F24	W	FIU*	64-51
F25	L	FLORIDA*	73-41
F26	L	FIU*	66-58

& Miami-Dade North CC Invitational (Miami, Fla.)

* FAIAW State Championship Tournament (Coral Gables, Fla.)

1977-78

Record: 8-8 (3-2 H, 3-3 A, 2-3 N)

Head Coach: Isabella Hutchinson

Date	W/L	Opponent	Score
J16	W	at Miami-Dade New World	63-57
J20	W	MIAMI-DADE SOUTH	73-69
J23	W	FIU	71-42
J25	W	at Miami-Dade North	88-34
J27	L	USF	71-65
J28	L	at Florida	84-47
F1	L	at Broward Central	59-47
F7	L	at Miami-Dade South	53-46
F8	W	at FIU	54-50
F13	W	MIA-DADE NEW WORLD	67-41
F17	W	vs. Miami-Dade New World&	54-41
F18	W	vs. FIU&	50-43
F18	L	vs. Miami-Dade South&	69-59
F21	L	BROWARD CENTRAL	70-62
F23	L	vs. Florida*	76-55
F24	L	vs. Florida State*	66-56

& Miami-Dade North CC Invitational (Miami, Fla.)

* FAIAW State Championship Tournament (Tampa, Fla.)

1978-79

Record: 10-13 (5-3 H, 4-5 A, 1-5 N)

Head Coach: Lin Dunn

Date	W/L	Opponent	Score
NA	L	at Broward Central	77-61
NA	L	at Florida State	79-53
NA	L	at Florida A&M	67-37
NA	W	MIAMI-DADE NEW WORLD	52-35
NA	W	at Tampa	56-49
NA	L	at USF	72-33
NA	W	MIAMI-DADE NORTH	74-42
NA	L	vs. UCF^	69-51
NA	L	vs. Stetson^	66-57
NA	L	BROWARD CENTRAL	93-82
NA	W	MIAMI-DADE SOUTH	66-60
NA	L	FLORIDA STATE	74-64
NA	W	FIU	74-44
NA	L	FLORIDA A&M	90-58
NA	L	at Stetson	60-44
NA	W	FIU	86-58
NA	W	at Miami-Dade North	97-61
NA	L	vs. Broward Central&	81-58
NA	W	vs. Miami-Dade New World&	79-54
NA	W	at Miami-Dade North&	86-44
NA	W	at Miami-Dade New World	81-63
NA	L	vs. Florida State*	73-57
NA	L	vs. USF*	85-45

^ Flagler Invitational (St. Augustine, Fla.)

& Miami-Dade North CC Invitational (Miami, Fla.)

* FAIAW State Championship Tournament (Orlando, Fla.)

1979-80

Record: 18-16 (9-7 H, 7-6 A, 2-3 N)

Head Coach: Lin Dunn

Date	W/L	Opponent	Score
N28	W	at Broward Central	101-38
D1	W	MIAMI-DADE NORTH	77-56
D8	W	at Miami-Dade North	90-66
D10	W	at Miami-Dade New World	98-35
D11	W	MIAMI-DADE SOUTH	84-71
D14	L	FLORIDA STATE	82-64
D17	L	ORAL ROBERTS	68-58
D31	L	KANSAS	101-62
J1	L	LAMAR	78-56
J2	L	EDINBORO STATE	70-62
J4	L	ALABAMA	73-61
J6	W	UPPER IOWA	70-39
J7	W	ARMY WEST POINT	73-62
J10	W	MIAMI-DADE NEW WORLD	89-54
J12	L	FLORIDA	80-71
J15	W	FIU	98-41
J18	L	at Florida Southern	71-69
J19	W	at USF	84-72
J22	L	at Florida State	93-74
J26	L	vs. USF^	81-76
J27	W	at Flagler^	74-73
F2	W	USF	72-55
F5	W	FIU	83-35
F8	L	at Stetson	72-50
F9	L	at UCF	57-56
F12	W	BROWARD CENTRAL	104-35
F14	W	vs. Miami-Dade New World&	85-19
F15	W	at Miami-Dade North&	55-52
F16	W	vs. Flagler&	64-62
F18	L	at Florida	77-66
F20	L	vs. Florida*	81-66
F21	W	at USF*	84-77
F22	L	vs. Florida State*	72-61
F28	L	at Miami-Dade South	60-57

^ Flagler Invitational (St. Augustine, Fla.)

& Miami-Dade North CC Invitational (Miami, Fla.)

* FAIAW State Championship Tournament (Tampa, Fla.)

1980-81

Record: 24-15 (17-6 H, 4-7 A, 3-2 N)

Head Coach: Lin Dunn

Date	W/L	Opponent	Score
N17	W	BROWARD CENTRAL	87-49
N21	L	at UAB^	79-63
N22	L	vs. South Alabama^	74-51
N24	W	USF	78-60
D2	W	MIAMI-DADE SOUTH	75-51
D6	L	at Florida State	87-73
D7	L	at Florida A&M	72-50
D10	W	MIAMI-DADE NEW WORLD	82-55
D15	W	GEORGIA TECH	86-80
D28	W	WEST VIRGINIA\$	89-87 (OT)
D29	L	JACKSON STATE\$	71-45
D30	W	MIDDLE TENNESSEE\$	80-74
J1	W	WEST KENTUCKY%	76-65
J2	L	DRAKE%	101-63
J4	L	ST. JOSEPH'S%	73-52
J5	L	AUBURN	78-72
J9	W	at USF	59-41
J10	L	at Florida	84-55
J16	L	at NC State	97-50
J17	L	vs. North Carolina +	75-61
J20	W	B-CC (forfeit)	2-0
J22	W	MIAMI-DADE NORTH	80-60
J23	L	UAB	83-71
J27	W	FIU	109-56
J31	L	FLORIDA STATE	62-55
F3	L	at Miami-Dade South	63-60
F6	W	UCF	86-75
F7	W	FLORIDA	75-64
F10	W	at Miami-Dade New World	72-57
F13	W	at Broward Central	69-50
F14	W	STETSON	70-58
F15	W	DAYTON	62-58

ALL-TIME RESULTS

F20	W	FLORIDA A&M	79-47
F21	W	FIU	84-56
F23	W	at Miami-Dade North	58-48
F26	W	vs. USF&	69-47
F27	W	vs. Florida State&	79-70
F28	W	vs. Florida&	65-59
M5	L	at Southern Miss@	80-75
^ UAB Invitational (Birmingham, Ala.)			
\$ Hurricane Christmas Classic (Coral Gables, Fla.)			
% Hurricane New Year's Classic (Coral Gables, Fla.)			
+ at North Carolina State (Raleigh, N.C.)			
& FAIAW State Championship Tournament (Daytona Beach, Fla.)			
@ AIAW Region III Championships (Hattiesburg, Miss.)			

1981-82

Record: 19-10 (11-3 H, 5-4 A, 3-3 N)

Head Coach: Lin Dunn

Date	W/L	Opponent	Score
N23	W	USF	87-52
N27	W	at Florida Memorial	75-47
D5	W	FLORIDA	87-85
D12	L	FLORIDA STATE	77-74
D15	W	vs. UCF#	66-63
D17	W	vs. Carson-Newman#	88-73
D19	L	vs. Clemson#	74-59
D29	L	GEORGIA STATE\$	63-60
D30	W	MERCER\$	68-67
J2	W	EAST CAROLINA^	60-56
J4	W	AUSTIN PEAY^	74-52
J5	L	EAST TENNESSEE^	70-44
J9	W	HOUSTON	64-47
J11	W	at FIU	78-59
J15	W	at Stetson	95-65
J16	W	at USF	60-48
J20	L	at Florida	80-73
J26	W	FIU	69-66
J28	W	FLORIDA MEMORIAL	100-54
J30	W	TAMPA	81-33
F1	W	FLORIDA A&M	66-62
F6	W	STETSON	75-67
F13	L	at Florida State	66-52
F15	L	at Florida A&M	69-64
F20	L	at Georgia	91-51
F22	W	at Georgia State	72-66
M4	W	vs. Stetson&	75-60
M5	L	vs. Florida State&	84-80
M7	L	vs. Delta State@	81-66

South Florida Invitational (Tampa, Fla.)
 \$ Hurricane Christmas Classic (Coral Gables, Fla.)
 ^ Hurricane New Year's Classic (Coral Gables, Fla.)
 & FAIAW State Championship Tournament (Daytona Beach, Fla.)
 @ AIAW Region III Championships (Tallahassee, Fla.)

1982-83

Record: 14-13 (8-5 H, 3-6 A, 3-2 N)

Head Coach: Lin Dunn

Date	W/L	Opponent	Score
N19	W	FLORIDA MEMORIAL	88-40
D4	L	at FIU	89-73
D11	W	at USF	75-63
D14	W	LAWRENCE	74-34
D15	L	vs. UT Martin@	85-81
D17	L	vs. Ohio State#	91-63
D18	W	vs. Tampa#	77-68
D19	L	vs. Georgia State#	83-69
D28	L	FAIRFIELD\$	76-71
D30	L	NEBRASKA\$	76-74
D31	W	PITTSBURGH\$	79-75 (20T)
J2	W	MILLIKIN%	66-62
J3	W	ROBERT MORRIS%	56-45
J4	W	WESTERN ILLINOIS%	80-63
J7	W	vs. Georgia State^	71-66
J8	W	vs. Wake Forest^	81-65
J14	W	at Stetson	77-64
J17	W	at Florida Memorial	89-71
J22	L	at Florida A&M	65-58
J24	L	at UCF	70-60
J28	W	RICE	87-57

F5	W	STETSON	83-61
F12	L	at USF	64-63
F14	L	at Florida	78-64
F18	L	FLORIDA A&M	80-78 (OT)
F28	L	SOUTH CAROLINA	66-56
M2	L	FIU	63-53
@ at Stetson (DeLand, Fla.)			
# South Florida Invitational (Tampa, Fla.)			
\$ Hurricane Christmas Classic (Coral Gables, Fla.)			
% Hurricane New Year's Classic (Coral Gables, Fla.)			
^ Stetson Hatter Classic (DeLand, Fla.)			

1983-84

Record: 19-12 (11-3 H, 6-5 A, 2-4 N)

Head Coach: Lin Dunn

Date	W/L	Opponent	Score
N18	W	FLORIDA MEMORIAL	76-56
N25	L	vs. North Carolina#	77-65
N26	L	at NC State	60-54
D2	W	LAMAR	71-62
D3	L	SOUTH CAROLINA STATE	73-69
D7	W	USF	81-64
D11	L	at Florida	78-58
D17	W	TAMPA	82-57
D28	L	PROVIDENCE\$	70-60
D29	W	AUGUSTANA\$	77-50
D31	W	TOLEDO\$	88-77
J1	W	NORTH DAKOTA STATES^	64-61
J2	W	WEST KENTUCKY\$	65-58
J4	W	MEMPHIS STATE\$	76-73
J6	W	vs. SW Louisiana%	84-78
J7	W	at Stetson%	89-54
J13	L	at Florida State^	76-64
J14	L	vs. Temple^	87-69
J20	W	at USF	88-68
J24	W	FIU	82-64
J28	W	STETSON	79-52
F2	L	at St. John's	79-69
F4	W	at Rutgers	63-58
F6	L	FLORIDA	55-53
F10	W	at Tampa	73-64
F11	W	at Stetson	80-62
F14	W	at Florida Memorial	75-43
F22	L	vs. Idaho*	68-66
F24	L	vs. Georgia State*	88-79
F26	W	vs. Pepperdine*	67-43
M3	L	at FIU	83-81 (20T)

at North Carolina State (Raleigh, N.C.)
 \$ Miami Masonic Classic (Coral Gables, Fla.)
 % Stetson Hatter Classic (DeLand, Fla.)
 ^ Florida State Invitational (Tallahassee, Fla.)
 * Alaska Northern Lights Invitational (Anchorage, Alaska)

1984-85

Record: 21-7 (16-1 H, 4-4 A, 1-2 N)

Head Coach: Lin Dunn

Date	W/L	Opponent	Score
N23	L	vs. Arkansas#	79-58
N24	L	vs. Eastern Kentucky#	81-74
N26	W	vs. New Orleans\$	77-57
N27	L	at Memphis State\$	91-74
D7	W	at USF	68-62
D15	W	FLORIDA STATE	79-65
D20	W	DARTMOUTH	62-52
D27	W	CLEVELAND STATE%	95-48
D28	W	ST. JOHN'S%	73-59
D30	W	MICHIGAN STATE%	78-68
D31	W	PURDUE%	69-64
J2	W	ST. JOSEPH'S^	68-65
J4	W	MURRAY STATE^	73-62
J5	W	MISSOURI^	82-81
J8	W	FORDHAM	92-73
J11	W	LAMAR	89-54
J14	L	at Florida	85-68
J16	L	LOUISIANA STATE	67-62
J21	W	at Stetson	68-58
J25	W	USF	91-65
F7	L	at FIU	73-72

F9	W	at Texas A&M	75-62
F11	L	at Houston	83-68
F16	W	STETSON	77-46
F18	W	FLORIDA	68-53
F25	W	at Florida State	74-67
F26	W	EVANSVILLE	61-60
M4	W	FIU	81-73
# Sunshine State Classic (Orlando, Fla.)			
\$ Memphis Classic (Memphis, Tenn.)			
% Women's Court Christmas Classic (Coral Gables, Fla.)			
^ Women's Court New Year's Classic (Coral Gables, Fla.)			

1985-86

Record: 9-18 (6-7 H, 1-8 A, 2-3 N)

Head Coach: Lin Dunn

Date	W/L	Opponent	Score
N29	L	vs. Iowa*	83-63
N30	W	vs. Baylor*	64-55
D4	W	UCF	62-61
D6	L	GRAMBLING STATE	81-75
D13	W	vs. BYU#	78-74
D14	L	at Illinois#	73-47
D17	W	MERCER	71-57
D19	L	EAST CAROLINA	58-43
D29	W	SAN DIEGO STATE@	88-51
D30	L	NE LOUISIANA@	88-62
D31	L	MISSISSIPPI@	79-61
J3	L	FAIRFIELD%	71-68
J4	W	DAYTON%	76-62
J5	L	NOTRE DAME%	59-53
J10	L	vs. Louisiana State\$	94-54
J11	L	vs. Rhode Island\$	66-65
J13	L	at Old Dominion	86-64
J15	L	at Florida	79-58
J25	L	at Louisiana Tech	81-40
J27	L	at Auburn	92-46
F8	L	at Kentucky	108-53
F10	L	at Iowa	75-46
F15	W	at USF	82-59
F17	L	at #1 Texas	112-43
F24	W	FLORIDA	70-45
M1	W	USF	53-48
M4	L	FIU	81-52

* Louisiana State Classic (Baton Rouge, La.)
 # Illini Classic (Champaign, Ill.)
 @ Orange Bowl/Burger King Invitational (Coral Gables, Fla.)
 % Burger King Classic (Coral Gables, Fla.)
 \$ Lady Pirate Classic (Greenville, N.C.)

1986-87

Record: 15-15 (9-6 H, 3-4 A, 3-5 N)

Head Coach: Lin Dunn

Date	W/L	Opponent	Score
N28	W	vs. Monmouth*	82-73
N29	L	vs. Purdue*	69-68
D4	W	GRAMBLING STATE	67-65
D6	L	KENTUCKY	71-55
D13	L	at Florida	81-73
D15	L	FLORIDA STATE	75-74
D19	L	at Michigan State#	63-52
D20	L	vs. BYU#	82-80
D22	W	MINNESOTA	77-64
D27	L	OHIO STATE@	79-75
D28	W	TEMPLE@	77-70
D29	L	NORTH CAROLINA@	89-71
J2	W	vs. Holy Cross%	83-76
J3	L	vs. Auburn%	98-55
J4	L	vs. Maryland%	84-64
J14	W	UMES	82-61
J17	L	at USF	84-62
J21	W	STETSON	77-65
J29	W	at Florida State	80-73
F7	W	at Notre Dame	62-61
F9	L	at Northern Illinois	77-72
F14	W	USF	80-61
F18	L	FIU	78-71
F22	W	FLORIDA	78-66
F27	L	vs. Mississippi State\$	81-67

ALL-TIME RESULTS

F28	W	vs. Gonzaga\$	79-52
M1	W	at Alaska-Anchorage\$	71-62
M5	L	LOUISIANA TECH	76-58
M7	W	TULANE	76-72
M9	W	FLORIDA ATLANTIC	59-43

* FIU Thanksgiving Classic (Miami, Fla.)

Michigan State Christmas Tournament (East Lansing, Mich.)

@ Burger King/Orange Bowl Invitational (Coral Gables, Fla.)

% Miami Burger King Classic (Miami, Fla.)

\$ Northern Lights Invitational (Anchorage, Alaska)

1987-88

Record: 14-13 (7-6 H, 5-7 A, 2-0 N)

Head Coach: Ken Patrick

Date	W/L	Opponent	Score
N27	W	vs. Howard#	81-58
N28	L	at Minnesota#	76-72
D1	W	BETHUNE-COOKMAN	90-55
D12	W	at Florida	69-68
D19	W	FLORIDA	84-75
D21	W	vs. Mercer+	93-62
D28	L	VIRGINIA%	78-69
D29	L	AUBURN%	96-48
D30	L	ILLINOIS%	85-83
J7	L	NOTRE DAME	83-68
J9	L	OLD DOMINION	93-79
J11	W	FLORIDA A&M	104-86
J13	L	at Maine	76-56
J20	W	at UCF	93-82
J27	L	at Arizona	78-71
J28	L	at Arizona State	78-74
J31	W	USF	82-71
F4	L	at Florida A&M	89-88
F6	W	NORTHERN ILLINOIS	88-80
F8	W	at Stetson	67-63
F13	W	FIU	69-79
F15	W	FLORIDA ATLANTIC	87-66
F20	L	at Bethune-Cookman	80-72
F23	L	at FIU	79-70
F25	W	UCF	103-87
F29	W	at North Carolina	75-69
M6	W	at USF	76-60

Minnesota Dial Classic (Minneapolis, Minn.)

+ at Coral Springs, Fla.

% Burger King/Orange Bowl Invitational (Coral Gables, Fla.)

1988-89

Record: 21-8 (11-1 H, 7-7 A, 3-0 N)

Head Coach: Ferne Labati

Date	W/L	Opponent	Score
N25	W	vs. SW Missouri State*	90-71
N26	W	vs. Florida State*	96-85
D2	L	at Houston#	81-76 (OT)
D3	W	vs. Northwestern State#	92-89
D6	W	at Bethune-Cookman	77-65
D11	W	FLORIDA STATE	88-79
D19	W	FLORIDA A&M	103-64
D29	W	OKLAHOMA\$	69-66
D30	L	SYRACUSE\$	78-62
J4	L	at Purdue	79-65
J8	W	at Detroit	74-61
J9	W	at Toledo	66-52
J11	W	at Louisville	59-58
J14	W	USF	77-74
J16	L	at Florida	75-61
J21	W	at Florida A&M	73-66
J24	W	FLORIDA%	75-67
J28	L	at Rutgers	97-64
J31	W	FIU	83-76
F2	W	at Mercer	75-47
F4	L	at Auburn	73-44
F6	W	BARRY	85-36
F11	W	UCF	94-69
F13	W	STETSON	69-63
F18	W	FLORIDA ATLANTIC	94-77
F22	W	BETHUNE-COOKMAN	72-55
F24	W	at FIU	100-85
M4	L	at USF	85-82

M15	L	at Oklahoma State!	93-69
-----	---	--------------------	-------

* - Lady Sunshine Tournament (Tallahassee, Fla.)

Lady Cougar Classic (Houston, Texas)

\$ Burger King/Pepsi Classic (Coral Gables, Fla.)

% at Miami Arena (Miami, Fla.)

! NCAA Tournament (Stillwater, Okla.)

1989-90

Record: 25-6 (13-1 H, 8-1 A, 4-4 N)

Head Coach: Ferne Labati

Date	W/L	Opponent	Score
N29	W	FLORIDA	76-61
D1	W	NIAGARA\$	88-52
D2	W	ARIZONA\$	85-65
D6	W	at Florida A&M	77-70
D8	W	vs. Temple%	79-73
D9	L	vs. Kentucky%	80-71
D16	W	ILLINOIS-CHICAGO	70-41
D27	W	CLEVELAND STATE*	81-53
D28	W	MICHIGAN*	72-64
D29	L	WASHINGTON*	85-68
J3	W	vs. Dist. of Columbia@	79-47
J4	W	vs. James Madison@	72-53
J5	L	vs. Stephen F. Austin@	69-62
J9	W	at Massachusetts	76-58
J11	W	at Boston University	87-69
J13	W	at Stetson	88-69
J16	W	at Florida	85-73
J18	W	at USF	89-72
J22	W	FLORIDA A&M	90-56
J25	W	at Bethune-Cookman	76-26
F1	W	FIU	71-64
F5	W	BETHUNE-COOKMAN	76-43
F9	W	UMKC	70-58
F10	W	UCF	96-74
F17	L	at Florida State	95-66
F19	W	MERCER	84-62
F23	W	at FIU	94-76
M3	W	USF	72-59
M22	W	vs. Illinois State!	85-83
M23	L	vs. Kentucky!	80-68
M24	L	vs. Charlotte!	82-80

\$ Hurricane Tip-Off Classic (Coral Gables, Fla.)

% Felpausch/MSU Holiday Classic (East Lansing, Mich.)

* Burger King Classic (Coral Gables, Fla.)

@ FIU Sun and Fun Classic (Miami, Fla.)

! National Women's Invitational Tourn. (WNIT) (Amarillo, Texas)

1990-91

Record: 20-10 (9-6 H, 5-4 A, 6-0 N)

NSWAC: 9-3 (Tournament Champs)

Head Coach: Ferne Labati

Date	W/L	Opponent	Score
N23	W	at Western Michigan	94-72
N25	L	at Purdue	86-56
D4	W	at Georgia State*	85-60
D8	L	RUTGERS	67-57
D14	W	TEXAS SOUTHERN	73-65
D15	L	TOLEDO	59-58
D19	L	FLORIDA STATE	76-62
D27	W	SYRACUSE#	68-53
D28	L	KANSAS#	76-48
D29	L	MICHIGAN STATE#	79-73
J2	W	vs. Oklahoma State%	74-71
J3	W	vs. Mississippi%	66-64
J4	W	vs. Murray State%	82-60
J9	L	at UMKC	53-44
J12	W	STETSON*	112-74
J17	L	at Florida A&M*	73-65
J19	W	at Georgia Southern*	86-79
J24	W	GEORGIA STATE*	68-49
J26	L	MERCER*	86-83 (OT)
J31	W	GEORGIA SOUTHERN*	89-66
F2	W	FLORIDA A&M*	78-71
F5	W	at FIU*	74-64
F9	W	HOWARD	78-58
F14	L	at Mercer*	80-71
F16	W	PORTLAND STATE	84-63

F20	W	at Stetson*	77-63
M2	W	FIU*	79-54
M7	W	vs. Stetson!	98-77
M8	W	vs. FIU!	75-55
M9	W	vs. Florida A&M!	73-44

* New South Women's Athletic Conference game

! NSWAC Tournament

Pepsi/Church's Holiday Classic (Coral Gables, Fla.)

% Florida International Sun and Fun Classic (Miami, Fla.)

1991-92

Record: 30-2 (17-0 H, 11-1 A, 2-1 N)

BIG EAST: 18-0 (Regular Season & Tournament Champs)

Head Coach: Ferne Labati

Date	W/L	Opponent	Score
N23	L	at Florida State	71-69 (OT)
D1	W	FLORIDA	95-75
D8	W	at Rutgers	72-53
D13	W	TEXAS SOUTHERN	85-48
D19	W	No. 10 PURDUE	65-63
D22	W	HARVARD	87-62
D28	W	Cleveland State#	91-59
D29	W	FIU#	78-53
D30	W	Georgia Tech#	78-63
J3	W	at Boston College*	78-59
J5	W	at Seton Hall*	76-54
J8	W	GEORGETOWN*	89-51
J11	W	at Pittsburgh*	73-54
J13	W	at Providence*	87-83
J17	W	No. 22 CONNECTICUT*	70-66
J21	W	SYRACUSE*	74-52
J23	W	at St. John's*	58-57
J26	W	at Villanova*	75-50
F1	W	BOSTON COLLEGE*	79-60
F5	W	SETON HALL*	68-46
F8	W	at Georgetown*	83-76
F11	W	PITTSBURGH*	79-64
F16	W	PROVIDENCE*	95-69
F21	W	at Connecticut*	75-59
F23	W	at Syracuse*	79-66
F26	W	ST. JOHN'S*	85-63
M1	W	VILLANOVA*	84-67
M7	W	vs. Seton Hall&	76-62
M8	W	vs. Providence&	82-70
M9	W	at Connecticut&	56-47
M21	W	NORTH CAROLINA^	86-72
M26	L	vs. Vanderbilt^	77-67

* BIG EAST Conference game

Pepsi/Church's Holiday Classic (Coral Gables, Fla.)

& BIG EAST Tournament (Stors, Conn.)

! NCAA Tournament (Coral Gables, Fla.)

!! NCAA Tournament (Charlottesville, Va.)

1992-93

Record: 24-7 (13-3 H, 8-4 A, 2-0 N)

BIG EAST: 15-3 (Regular Season & Tournament Champs)

Head Coach: Ferne Labati

Date	W/L	Opponent	Score
D6	W	FLORIDA ATLANTIC	94-37
D13	W	at FIU	80-58
D18	W	TEXAS SOUTHERN	98-41
D19	L	FLORIDA STATE	64-61
D28	W	BUCKNELL^	74-54
D29	W	APPALACHIAN STATE^	80-63
D30	L	TEXAS TECH^	75-74 (OT)
J3	L	at Seton Hall*	73-59
J5	W	at Providence*	64-52
J9	W	GEORGETOWN*	62-55
J15	W	at Connecticut*	69-66
J17	W	at Syracuse*	65-53
J21	W	VILLANOVA*	64-53
J24	L	ST. JOHN'S*	65-59
J29	W	at Pittsburgh*	55-50
J31	W	at Boston College*	80-67
F3	W	SYRACUSE*	60-40
F6	W	PROVIDENCE*	85-65
F9	L	at Georgetown*	90-88 (3OT)
F11	L	at Maryland	67-57

ALL-TIME RESULTS

F14	W	CONNECTICUT*	69-51
F16	W	BOSTON COLLEGE*	84-55
F20	W	at Villanova*	57-52
F22	W	at St. John's*	84-68
F27	W	SETON HALL*	72-60
M1	W	PITTSBURGH*	77-65
M6	W	vs. St. John's&	84-61
M7	W	vs. Villanova&	67-49
M8	W	at Providence&	76-55
M17	W	ST. PETER'S!	61-44
M20	L	at Western Kentucky!!	78-63

* BIG EAST Conference game
 ^ Church's Holiday Classic (Coral Gables, Fla.)
 & BIG EAST Tournament (Providence, R.I.)
 ! NCAA Tournament (Coral Gables, Fla.)
 !! NCAA Tournament (Bowling Green, Ky.)

1993-94

Record: 10-17 (7-5 H, 2-8 A, 1-4 N)
 BIG EAST: 7-11 (6th)

Head Coach: Ferne Labati

Date	W/L	Opponent	Score
N27	L	vs. Wake Forest!	74-65
N28	L	vs. South Carolina!	71-68
D3	W	vs. Dayton%	67-53
D4	L	vs. Rhode Island%	56-54
D11	W	GEORGETOWN*	67-59
D18	W	VALPARAISO	77-59
D28	W	FLORIDA ATLANTIC+	90-69
D30	L	FIU+	75-56
J3	L	at Providence*	78-62
J6	W	VILLANOVA*	64-40
J9	L	at Pittsburgh*	71-66
J13	L	at Seton Hall*	93-50
J15	W	at St. John's*	80-72 (OT)
J19	W	SYRACUSE*	62-59 (2OT)
J23	L	at Connecticut*	87-46
J25	L	at Boston College*	80-71
J27	L	at Florida	59-50
J30	L	ST. JOHN'S*	68-67
F2	L	PITTSBURGH*	59-53
F6	W	at Villanova*	64-60
F10	L	SETON HALL*	82-46
F13	L	CONNECTICUT*	60-48
F17	L	at Georgetown*	81-60
F20	L	at Syracuse*	58-41
F23	W	PROVIDENCE*	65-63
F26	W	BOSTON COLLEGE*	75-72
M5	L	vs. Pittsburgh&	70-60

* BIG EAST Conference game
 ! Old Dominion/Dial Classic (Norfolk, Va.)
 % Florida State/Dial Classic (Tallahassee, Fla.)
 + Church's Holiday Classic (Coral Gables, Fla.)
 & BIG EAST Tournament (Storrs, Conn.)

1994-95

Record: 11-16 (6-7 H, 5-7 A, 0-2 N)
 BIG EAST: 8-10 (6th)

Head Coach: Ferne Labati

Date	W/L	Opponent	Score
N27	W	FAIRFIELD	81-71
N29	W	at Florida Atlantic	90-81
D2	L	vs. Florida^	84-63
D3	L	vs. USF^	74-65
D6	L	at FIU	77-62
D17	W	LIU-BROOKLYN	74-59
D22	L	at Seton Hall*	72-44
D28	L	GRAMBLING STATE!	98-75
D29	L	AUBURN!	73-43
J2	W	BOSTON COLLEGE*	80-45
J4	L	at Villanova*	64-51
J7	L	at Pittsburgh*	73-61
J11	W	at Georgetown*	72-66
J14	L	ST. JOHN'S*	73-63
J18	W	at Syracuse*	65-54
J21	W	PROVIDENCE*	80-78
J24	L	#1 CONNECTICUT*	92-51
J28	W	at Boston College*	73-67

F1	W	PITTSBURGH*	54-50
F5	L	VILLANOVA*	72-59
F9	L	at #1 Connecticut*	85-48
F11	W	at St. John's*	60-56
F15	L	GEORGETOWN*	65-63
F18	W	SYRACUSE*	67-65
F21	L	SETON HALL*	82-65
F25	L	at Providence*	76-72
M4	L	at Seton Hall&	66-50

* BIG EAST Conference game
 ^ Florida Four Challenge (Tallahassee, Fla.)
 ! Church's Chicken Holiday Classic (Coral Gables, Fla.)
 & BIG EAST Conference Tournament (South Orange, N.J.)

1995-96

Record: 14-13 (10-6 H, 4-6 A, 0-1 N)
 BIG EAST: 9-9 (T-1st)

Head Coach: Ferne Labati

Date	W/L	Opponent	Score
N24	W	MANHATTAN%	74-66
N28	L	at Houston	80-72
D1	W	USF^	73-68
D2	L	FLORIDA^	71-70
D16	W	FIU	71-49
D20	W	SOUTHERN ILLINOIS	70-61
D22	W	at Pittsburgh*	72-44
D28	L	DETROIT!	78-77
D30	W	FLORIDA ATLANTIC!	93-54
J4	L	at Providence*	81-60
J7	L	VILLANOVA*	59-53
J10	L	CONNECTICUT*	79-52
J13	L	at Seton Hall*	69-62
J17	W	RUTGERS*	58-45
J20	L	at Syracuse*	69-60
J22	W	at Boston College*	60-59
J25	W	WEST VIRGINIA*	77-58
J27	L	NOTRE DAME*	67-50
J31	W	PROVIDENCE*	74-73
F3	W	at St. John's*	62-54
F8	W	at West Virginia*	88-69
F10	L	at Villanova*	51-47
F14	L	GEORGETOWN*	71-69
F17	W	SYRACUSE*	84-60
F20	L	at Notre Dame*	86-70
F27	W	SETON HALL*	67-60
M2	L	vs. Pittsburgh&	52-49

* BIG EAST Conference game
 % at Miami Arena (Miami, Fla.)
 ^ Florida Four Challenge (Coral Gables, Fla.)
 ! Church's Chicken Holiday Classic (Coral Gables, Fla.)
 & BIG EAST Tournament (Storrs, Conn.)

1996-97

Record: 15-14 (8-5 H, 5-8 A, 2-1 N)
 BIG EAST: 8-10 (T-2nd BE 7)

Head Coach: Ferne Labati

Date	W/L	Opponent	Score
N22	L	vs. Florida#	65-58
N23	W	at USF#	58-30
N26	W	FLORIDA ATLANTIC	74-53
D1	L	at Old Dominion	94-55
D4	L	at St. John's*	61-44
D8	L	RUTGERS*	57-44
D14	W	at FIU	55-49
D19	W	ORAL ROBERTS	69-49
D27	W	BUTLER!	70-55
D29	L	ALABAMA!	73-43
J2	L	BOSTON COLLEGE*	66-48
J6	L	at Pittsburgh*	64-59
J9	L	CONNECTICUT*	69-51
J12	W	at Providence*	60-56
J15	L	Georgetown*	62-55
J19	W	SETON HALL*	79-67
J22	L	at West Virginia*	75-70
J25	W	ST. JOHN'S*	71-48
J29	L	NOTRE DAME*	72-71
F2	W	VILLANOVA*	71-56
F5	W	at Rutgers*	49-41

F12	W	PITTSBURGH*	89-61
F16	L	at Connecticut*	86-59
F19	L	at Boston College*	67-55
F22	W	at Syracuse*	64-53
F25	W	GEORGETOWN*	62-58
M1	W	vs. Pittsburgh&	64-50
M2	W	vs. Boston College&	63-48
M3	L	at Connecticut&	98-71

* BIG EAST Conference game
 # Dial Classic (Tampa, Fla.)
 ! UM Holiday Classic (Coral Gables, Fla.)
 & BIG EAST Tournament (Storrs, Conn.)

1997-98

Record: 19-10 (12-1 H, 5-8 A, 2-1 N)
 BIG EAST: 13-5 (2nd BE 7)

Head Coach: Ferne Labati

Date	W/L	Opponent	Score
N216	W	FAIRFIELD	87-66
N20	W	USF%	55-52
N21	L	at Florida%	70-51
N25	W	at Florida Atlantic	105-84
D6	W	PROVIDENCE*	97-70
D14	L	FIU	81-60
D20	L	at Oklahoma	67-62
D27	W	DELAWARE STATE#	105-62
D28	W	MAINE#	91-78
D31	W	WEST VIRGINIA*	74-72 (OT)
J3	W	at Seton Hall*	70-66
J6	L	at Syracuse*	87-75
J8	L	at Notre Dame*	75-47
J10	W	BOSTON COLLEGE*	85-79
J14	L	at Villanova*	68-67 (OT)
J17	W	ST. JOHN'S*	72-60
J24	W	PITTSBURGH*	72-55
J28	L	at Rutgers*	77-65
J31	W	at Georgetown*	81-74
F3	W	NOTRE DAME*	77-76
F7	W	SYRACUSE*	58-56
F10	W	at Providence*	90-79
F13	L	at Connecticut*	80-60
F18	W	SETON HALL*	73-66
F21	W	VILLANOVA*	67-64
F24	W	at West Virginia*	90-69
M1	W	vs. Georgetown&	81-66
M2	L	at Rutgers&	81-62
M14	L	vs. Clemson!	60-49

* BIG EAST Conference game
 % Dial Classic/Florida Four Challenge (Gainesville, Fla.)
 # UM Holiday Classic (Coral Gables, Fla.)
 & BIG EAST Tournament (Piscataway, N.J.)
 ! NCAA Tournament (Ruston, La.)

1998-99

Record: 15-14 (10-4 H, 4-10 A, 1-0 N)
 BIG EAST: 9-9 (T-6th)

Head Coach: Ferne Labati

Date	W/L	Opponent	Score
N18	W	at FIU	67-65
N22	L	at Tulane	63-56
N24	L	at Florida	85-69
D1	W	COPPIN STATE	97-68
D5	W	BOSTON COLLEGE*	65-57
D8	W	SYRACUSE*	68-52
D12	W	HAMPTON	84-52
D16	W	FLORIDA ATLANTIC	91-57
D19	W	OKLAHOMA	62-60
D30	L	at St. John's*	76-72 (OT)
J2	W	PITTSBURGH*	75-60
J5	L	at Rutgers*	68-54
J7	L	WESTERN KENTUCKY	75-61
J10	L	at Pittsburgh*	63-61
J13	W	PROVIDENCE*	85-63
J16	W	No. 21 Boston College*	66-53
J20	L	at Connecticut*	89-55
J23	L	at Villanova*	56-54
J26	L	GEORGETOWN*	69-51
F3	W	WEST VIRGINIA*	98-73

ALL-TIME RESULTS

F6	L	CONNECTICUT*	88-66
F10	L	RUTGERS*	66-57
F13	W	at Georgetown*	81-62
F17	W	at Seton Hall*	66-52
F20	W	ST. JOHN'S*	83-51
F23	L	at Notre Dame*	89-62
F27	W	vs. West Virginia&	86-69
F28	L	at Rutgers&	79-53
M12	L	at Rice!	65-58

* BIG EAST Conference game
& BIG EAST Conference Tournament (Piscataway, N.J.)
! WNIT (Houston, Texas)

1999-00

Record: 14-15 (9-7 H, 4-6 A, 1-2 N)

BIG EAST: 7-9 (T-6th)

Head Coach: Ferne Labati

Date	W/L	Opponent	Score
N21	W	FURMAN	88-46
N24	W	EASTERN KENTUCKY	83-66
N28	L	TULANE	75-66
D1	L	FLORIDA	85-77
D4	W	FIU	76-61
D11	W	Florida Atlantic	89-73
D19	L	NC State#	80-60
D28	W	BROWN@	79-62
D29	L	SMU@	76-55
J2	W	TEMPLE	64-44
J5	L	Rutgers*	65-45
J8	W	St. John's*	68-47
J11	L	Western Kentucky	75-68
J15	W	SETON HALL*	64-60
J19	L	GEORGETOWN*	63-61
J22	L	NOTRE DAME*	76-54
J26	L	Villanova*	44-34
J29	L	CONNECTICUT*	84-36
F2	L	BOSTON COLLEGE*	66-55
F5	W	West Virginia*	70-50
F8	L	Connecticut*	93-46
F12	W	Providence*	71-66
F15	W	WEST VIRGINIA*	77-55
F19	L	Georgetown*	66-61
F22	L	Notre Dame*	83-68
F26	W	SYRACUSE*	66-64
F29	W	PITTSBURGH*	80-60
M4	W	vs. Seton Hall&	69-42
M5	L	vs. Notre Dame&	67-52

* BIG EAST Conference game
Orange Bowl Classic (Miami, Fla.)
@ Hurricane Holiday Classic (Coral Gables, Fla.)
& BIG EAST Tournament (Storrs, Conn.)

2000-01

Record: 13-15 (11-6 H, 2-8 A, 0-1 N)

BIG EAST: 6-10 (T-8th)

Head Coach: Ferne Labati

Date	W/L	Opponent	Score
N20	W	FLORIDA ATLANTIC	87-50
N24	L	at Northwestern	56-48
D2	W	ST. BONAVENTURE	71-51
D5	L	CONNECTICUT*	77-53
D9	L	at FIU	78-48
D16	W	USF	73-51
D19	W	KENTUCKY	74-59
D22	L	FAIRFIELD	67-55
D28	W	NEW HAMPSHIRE@	70-61
D29	W	WESTERN MICHIGAN@	64-51
J2	W	RADFORD	83-48
J7	L	at Virginia Tech*	64-51
J10	W	at Boston College*	65-59
J13	W	at St. John's*	67-51
J17	L	PROVIDENCE*	77-60
J21	L	WESTERN KENTUCKY	82-75 (OT)
J23	L	at Connecticut*	81-45
J27	L	RUTGERS*	39-37
J30	L	at Pittsburgh*	84-74
F3	W	GEORGETOWN*	52-46
F7	W	WEST VIRGINIA*	84-68

F10	L	at Seton Hall*	69-61
F14	W	ST. JOHN'S*	80-43
F17	W	PITTSBURGH*	96-69
F20	L	at Notre Dame*	81-54
F24	L	at Syracuse*	62-61
F27	L	VILLANOVA*	60-59
M3	L	vs. Boston College&	62-49

* BIG EAST Conference game
@ Hurricane Holiday Classic (Coral Gables, Fla.)
& BIG EAST Tournament (Storrs, Conn.)

2001-02

Record: 19-12 (12-3 H, 5-8 A, 2-1 N)

BIG EAST: 10-6 (5th)

Head Coach: Ferne Labati

Date	W/L	Opponent	Score
N18	W	IONA	71-52
N21	W	NORTHWESTERN	86-69
N23	W	IUPUI	72-58
N27	L	at USF	76-68
D1	L	at Kentucky	60-57
D4	W	WEST VIRGINIA*	69-53
D9	W	vs. No. 17 Texas#	57-55
D15	W	at Florida Atlantic	92-77
D27	W	LEHIGH@	76-49
D28	W	YALE@	75-46
D30	L	MINNESOTA	80-65
J2	L	NOTRE DAME*	69-65
J5	W	at Rutgers*	67-53
J8	L	at West Virginia*	57-52
J12	L	at No. 1 Connecticut*	96-50
J16	W	SYRACUSE*	75-71 (OT)
J19	W	SETON HALL*	56-54
J23	W	at St. John's	68-51
J26	W	RUTGERS*	65-55
J29	L	at Villanova*	80-52
F2	W	PITTSBURGH*	77-61
F5	L	at Virginia Tech*	72-60
F13	W	at Georgetown*	64-56
F16	L	FIU	71-65
F20	W	No. 24 VIRGINIA TECH*	55-53
F23	L	at Providence*	69-64
F26	W	No. 18 BOSTON COLLEGE*	60-57
M2	W	vs. Georgetown&	69-52
M3	L	vs. Villanova&	68-49
M13	W	at Georgia Tech!	73-64
M16	L	at Houston!!	83-76

* BIG EAST Conference game
Orange Bowl Fab Four Classic (Miami, Fla.)
@ Hurricane Holiday Classic (Coral Gables, Fla.)
& BIG EAST Tournament (Piscataway, N.J.)
! WNIT (Atlanta, Ga.)
!! WNIT (Houston, Texas)

2002-03

Record: 18-13 (11-4 H, 5-7 A, 2-2 N)

BIG EAST: 8-8 (7th)

Head Coach: Ferne Labati

Date	W/L	Opponent	Score
N22	W	USF	60-49
N25	W	MORRIS BROWN	111-44
N29	W	vs. Quinipiac#	87-56
N30	L	at UW-Green Bay#	83-72
D2	L	at Florida	76-67
D14	L	at FIU	81-70
D16	W	FLORIDA ATLANTIC	86-61
D19	W	TEXAS A&M	84-58
D21	W	EASTERN MICHIGAN	85-66
D28	W	WILLIAM & MARY@	85-57
D29	W	MARYLAND@	97-66
J4	W	at Georgetown*	60-57
J8	W	at Syracuse*	85-68
J11	W	at No. 16 Notre Dame*	80-70
J15	L	No. 24 BOSTON COLLEGE*	79-61
J22	W	at Pittsburgh*	79-76
J25	L	SYRACUSE*	62-59
J28	W	VIRGINIA TECH*	67-66 (OT)
F1	L	No. 20 VILLANOVA*	61-55

F4	L	at Rutgers*	65-56
F8	W	ST. JOHN'S*	69-54
F15	L	at West Virginia*	100-84
F19	L	No. 1 CONNECTICUT*	81-60
F22	W	PROVIDENCE*	77-64
F26	L	at Seton Hall*	78-71 (OT)
M1	L	at No. 23 Boston College*	84-77
M4	W	GEORGETOWN*	73-71
M8	W	vs. Syracuse&	77-64
M9	W	at No. 18 Rutgers&	77-74
M10	L	vs. No. 18 Villanova&	65-59
M22	L	vs. New Mexico!	91-85 (OT)

* BIG EAST Conference game
Wisconsin-Green Bay Tournament (Green Bay, Wis.)
@ Hurricane Holiday Classic (Coral Gables, Fla.)
& BIG EAST Tournament (Piscataway, N.J.)
! NCAA Tournament (Albuquerque, N.M.)

Beginning Jan. 15, 2003, all home games played at the BankUnited Center

2003-04

Record: 22-7 (12-2 H, 7-3 A, 3-2 N)

BIG EAST: 11-5 (4th)

Head Coach: Ferne Labati

Date	W/L	Opponent	Score
N22	W	at Morehead State#	93-54
N23	W	vs. Eastern Kentucky#	90-81
N25	W	at USF	62-55
N28	W	vs. Weber State\$	82-60
N29	W	vs. Bradley\$	70-52
D2	W	FIU	78-58
D12	W	FLORIDA	80-75
D16	W	DARTMOUTH	74-53
D21	W	RICHMOND	80-73
D28	W	TOLEDO@	68-57
D29	W	No. 24 VANDERBILT@	79-57
J3	W	at St. John's*	79-60
J7	L	at Villanova*	58-55
J10	W	at No. 20 Boston College*	70-66
J14	W	GEORGETOWN*	57-55 (OT)
J17	W	PITTSBURGH*	77-68
J20	W	at Providence*	86-67
J28	L	NOTRE DAME*	59-50
J31	L	RUTGERS*	76-69
F8	L	at No. 4 Connecticut*	83-65
F10	W	ST. JOHN'S*	85-74
F14	W	at No. 21 Virginia Tech*	65-56
F18	W	at Syracuse*	85-65
F21	W	SETON HALL*	81-43
F25	L	at Notre Dame*	93-58
F28	W	WEST VIRGINIA*	82-74
M2	W	PROVIDENCE*	81-62
M7	L	vs. Boston College&	65-53
M21	L	vs. Maryland!	86-85

* BIG EAST Conference game
Morehead State Tournament (Morehead, Ky.)
\$ Saint Mary's Thanksgiving Classic (Moraga, Calif.)
@ Hurricane Holiday Classic (Coral Gables, Fla.)
& BIG EAST Tournament (Hartford, Conn.)
! NCAA Tournament (Baton Rouge, La.)

2004-05

Record: 13-16 (9-5 H, 2-9 A, 2-2 N)

Atlantic Coast: 4-10 (T-8th)

Head Coach: Ferne Labati

Date	W/L	Opponent	Score
N19	W	GARDNER-WEBB#	65-47
N21	W	TCU	68-57
N23	L	at Hartford	63-53
N26	L	vs. Oregon%	79-73
N27	W	vs. UME\$%	88-64
N30	L	at George Mason	60-35
D4	L	at FIU	67-62
D6	L	at No. 12 Texas Tech	109-49
D13	W	UCF	69-50
D20	W	MONTANA	55-49
D28	W	FAIRFIELD\$	84-70

ALL-TIME RESULTS

D29	W	LOYOLA MARYMOUNT	78-67
J2	W	COPPIN STATE	93-83
J9	L	at Florida State*	65-56
J13	L	WAKE FOREST*	78-63
J17	L	at No. 8 North Carolina*	83-52
J20	L	at NC State*	73-59
J23	L	GEORGIA TECH*	62-46
J27	W	No. 21 FLORIDA STATE*	62-57
J31	W	at Clemson*	83-69
F3	L	No. 3 DUKE*	72-63
F6	W	VIRGINIA TECH*	78-67
F10	W	at Virginia*	66-60
F14	L	No. 21 NC STATE*	71-68
F17	L	No. 20 MARYLAND*	70-65
F24	L	at No. 2 Duke*	95-61
F27	L	at Virginia Tech*	90-45
M4	W	vs. Georgia Tech!	60-58
M5	L	vs. North Carolina!	64-57

* Atlantic Coast Conference game
 ! ACC Tournament (Greensboro, N.C.)
 # The Miami Jam (Coral Gables, Fla.)
 % LIU Turkey Classic (Brooklyn, N.Y.)
 \$ UM Holiday Classic (Coral Gables, Fla.)

2005-06

Record: 17-13 (13-5 H, 4-6 A, 0-2 N)

Atlantic Coast: 6-8 (6th)

Head Coach: Katie Meier

Date	W/L	Opponent	Score
N18	W	SAMFORD	72-51
N25	W	BRADLEY#	73-61
N26	W	OAKLAND#	78-65
N30	L	GEORGE MASON	68-61
D2	W	FAIRLEIGH DICKINSON	100-62
D3	W	SIENA	76-47
D6	W	FIU	75-63
D10	W	HARTFORD	82-62
D16	L	at Montana	83-74
D20	W	at UCF	82-72
D28	W	NORTH CAROLINA A&T\$	104-65
D29	W	No. 25 MISSISSIPPI\$	79-70
J5	W	at Georgia Tech*	75-63
J9	L	No. 4 NORTH CAROLINA*	90-57
J12	W	at Clemson*	74-52
J15	L	vs. No. 13 Georgia%	74-59
J19	W	No. 21 BOSTON COLLEGE*	82-68
J22	L	VIRGINIA*	77-65
J26	L	at NC State*	83-77
J29	W	No. 25 VIRGINIA TECH*	77-62
F1	L	at No. 6 Maryland*	88-77
F5	W	at Wake Forest*	79-71
F9	L	FLORIDA STATE*	79-54
F12	L	at No. 21 Boston College*	79-69
F17	L	at Florida State*	68-61
F19	L	No. 1 DUKE*	(2OT) 99-93
F26	W	GEORGIA TECH*	(2OT) 90-85
M2	L	vs. Georgia Tech^	79-62
M18	W	FIU!	95-83
M22	L	at Virginia!!	83-72

* Atlantic Coast Conference game
 ^ ACC Tournament (Greensboro, N.C.)
 # UM Thanksgiving Tournament (Coral Gables, Fla.)
 \$ Hurricane Holiday Classic (Coral Gables, Fla.)
 % ACC/SEC Russell Athletic Shootout (Duluth, Ga.)
 ! WNIT (Coral Gables, Fla.)
 !! WNIT (Charlottesville, Va.)

2006-07

Record: 11-19 (9-6 H, 2-13 A, 0-1 N)

Atlantic Coast: 2-12 (11th)

Head Coach: Katie Meier

Date	W/L	Opponent	Score
N10	W	GEORGIA STATE	68-60
N13	W	UW-MILWAUKEE	78-71
N15	W	at Santa Clara	78-65
N17	L	at St. Mary's	69-68
N19	W	at San Francisco	69-59
N24	W	NICHOLLS STATE#	85-42

N25	W	INDIANA#	79-70
D1	W	JACKSON STATE\$	77-50
D3	L	at Michigan	60-55
D5	L	at FIU	83-78
D16	W	TEXAS STATE	92-67
D19	L	at Houston	82-73
D21	L	at Ole Miss	82-64
D28	W	COPPIN STATE%	60-54
D29	L	AUBURN#	79-61
J3	L	at No. 3 Duke*	72-42
J7	L	at Florida State*	71-62
J10	L	No. 1 MARYLAND*	111-53
J15	L	at Georgia Tech*	52-37
J18	W	BOSTON COLLEGE*	83-68
J25	L	at Virginia Tech*	78-71
J28	L	CLEMSON*	79-69
F1	L	FLORIDA STATE*	75-68
F4	L	at Virginia*	73-60
F8	W	WAKE FOREST*	77-51
F11	L	at Boston College*	78-65
F15	L	GEORGIA TECH*	66-45
F18	L	at No. 2 North Carolina*	93-70
F24	L	NC STATE*	77-53
M1	L	vs. Georgia Tech^	66-52

* Atlantic Coast Conference game
 # Miami Thanksgiving Tournament (Coral Gables, Fla.)
 \$ Played at the Knight Sports Complex (Coral Gables, Fla.)
 % Miami Holiday Tournament (Coral Gables, Fla.)
 ^ ACC Tournament (Greensboro, N.C.)

2007-08

Record: 9-21 (6-13 H, 2-6 A, 1-1 N)

Atlantic Coast: 2-12 (12th)

Head Coach: Katie Meier

Date	W/L	Opponent	Score
N9	W	FLORIDA ATLANTIC	64-45
N13	L	JACKSONVILLE	72-64
N19	L	MICHIGAN +	65-50
N23	W	FORDHAM#	57-40
N24	L	BUTLER#	62-59
N28	W	at UW-Milwaukee	(OT) 73-70
D2	W	UCF	64-56
D4	L	FIU	60-58
D8	L	HOUSTON	63-62
D15	L	MISSISSIPPI	65-52
D18	W	vs. Southern Mississippi\$	63-56
D19	L	No. 8 LSU\$	63-52
D29	L	MAINE%	54-53
D30	W	CENTRAL ARKANSAS%	90-57
J2	W	CHARLESTON SOUTHERN	88-56
J5	L	No. 12 DUKE*	84-72
J10	W	at Clemson*	66-61
J13	L	at Georgia Tech*	68-65
J21	L	VIRGINIA	79-68
J24	L	FLORIDA STATE*	(OT) 75-70
J31	L	at No. 5 Maryland*	90-50
F3	L	at Boston College*	70-42
F7	W	GEORGIA TECH*	54-52
F11	L	VIRGINIA TECH*	(OT) 81-73
F14	L	at NC State*	51-45
F21	L	No. 2 NORTH CAROLINA*	79-61
F24	L	at Wake Forest*	50-45
F28	L	at Florida State*	50-49
M3	L	BOSTON COLLEGE*	63-52
M6	L	vs. Georgia Tech^	76-49

* Atlantic Coast Conference game
 + ACC/Big Ten Challenge game
 # Miami Thanksgiving Tournament (Coral Gables, Fla.)
 \$ Caribbean Classic (Cancun, Mexico)
 % Miami Holiday Tournament (Coral Gables, Fla.)
 ^ ACC Tournament (Greensboro, N.C.)

2008-09

Record: 13-17 (9-9 H, 4-7 A, 0-1 N)

Atlantic Coast: 2-12 (T-10th)

Head Coach: Katie Meier

Date	W/L	Opponent	Score
N14	W	NORFOLK STATE	91-42
N16	L	GREEN BAY	63-61
N21	L	at Houston	70-64
N25	W	at FIU	66-49
N28	W	AUSTIN PEAY#	64-51
N29	W	SANTA CLARA#	60-44
D1	W	FLORIDA A&M	83-69
D5	L	INDIANA +	69-54
D13	W	BINGHAMTON	72-37
D18	W	at UCF	66-59
D21	W	GRAMBLING STATE	83-65
D29	W	BROWN%	81-41
D30	L	No. 9 AUBURN%	68-53
J2	W	CORNELL	61-47
J5	L	CLEMSON*	74-68
J9	L	at No. 5 Duke*	73-58
J12	L	No. 24 GEORGIA TECH*	68-50
J18	L	at Boston College*	62-54
J22	W	NC STATE*	72-60
J29	L	at Georgia Tech*	68-42
F1	L	WAKE FOREST*	78-69
F4	W	at SIU-Edwardsville	83-72
F8	L	No. 15 FLORIDA STATE*	75-59
F12	W	at Virginia Tech*	59-56
F16	L	BOSTON COLLEGE*	71-64
F19	L	at No. 23 Virginia*	(OT) 84-75
F22	L	at No. 11 Florida State*	59-58
F26	L	at No. 9 North Carolina*	90-76
M1	L	No. 5 MARYLAND*	89-64
M5	L	vs. Boston College^	76-59

* Atlantic Coast Conference game
 + ACC/Big Ten Challenge game
 # Miami Thanksgiving Tournament (Coral Gables, Fla.)
 % Miami Holiday Tournament (Coral Gables, Fla.)
 ^ ACC Tournament (Greensboro, N.C.)

2009-10

Record: 22-14 (13-6 H, 9-7 A, 0-1 N)

Atlantic Coast: 4-10 (T-10th)

Head Coach: Katie Meier

Date	W/L	Opponent	Score
N13	W	at UC Riverside	86-63
N13	W	at CSU Bakersfield	111-93
N18	W	BETHUNE-COOKMAN	88-46
N21	W	at UAB	70-56
N24	W	HOUSTON	68-54
N27	W	LONG BEACH STATE#	83-66
N28	W	MASSACHUSETTS#	63-57
D5	L	NEBRASKA	76-71
D19	W	at Binghamton	68-52
D21	W	at Cornell	101-62
D28	W	QUINNIPAC%	93-48
D29	L	No. 17/22 TEXAS%	76-65
D31	W	NORTH FLORIDA	80-36
J3	W	at Miami (OH)	75-61
J10	W	No. 13/11 FLORIDA STATE*	78-71
J14	L	No. 7 DUKE*	69-62
J17	L	at Wake Forest*	67-64
J21	W	at Maryland*	80-77
J24	L	VIRGINIA TECH*	73-69
J27	L	at No. 25 Georgia Tech*	(OT) 80-73
J31	L	at Boston College*	72-64
F4	W	No. 9 NORTH CAROLINA*	80-69
F7	W	SIU-EDWARDSVILLE	85-60
F11	L	No. 21 VIRGINIA*	(OT) 69-63
F14	L	at NC State*	66-64
F18	L	at Clemson*	(OT) 73-72
F21	L	No. 19 GEORGIA TECH*	77-73
F25	L	at No. 9 Florida State*	87-62
F28	W	BOSTON COLLEGE*	(OT) 76-68
M4	L	vs. Wake Forest^	(OT) 61-60
M18	W	FGCU!	70-57
M21	W	FLORIDA!	77-64

ALL-TIME RESULTS

M25	W	NORTH CAROLINA A&T!	84-77
M28	W	at Providence!!	73-65
M31	W	at Michigan!!!	76-59
A3	L	at California!!!!	73-61

* Atlantic Coast Conference game
 # Wyndham Miami Thanksgiving Tournament (Coral Gables, Fla.)
 % Wyndham Miami Holiday Tournament (Coral Gables, Fla.)
 ^ ACC Tournament (Greensboro, N.C.)
 ! WNIT (Coral Gables, Fla.)
 !! WNIT (Providence, R.I.)
 !!! WNIT (Ann Arbor, Mich.)
 !!!! WNIT (Berkeley, Calif.)

2010-11

Record: 28-5 (20-0 H, 6-3 A, 2-2 N)

Atlantic Coast: 12-2 (Regular Season Co-Champs)

Head Coach: Katie Meier

Date	W/L	Opponent	Score
N12	W	KENNESAW STATE	93-39
N17	L	at No. 21 Nebraska	99-85
N20	W	MIAMI (OH)	96-64
N22	W	UAB	68-52
N26	W	FLORIDA ATLANTIC#	89-48
N27	W	UNCG#	78-60
N29	W	SOUTHERN	85-36
D5	W	CSU BAKERSFIELD	88-61
D7	W	No. 12 GEORGETOWN	81-72 (OT)
D11	W	ALCORN STATE	94-32
D18	W	UC RIVERSIDE	81-59
D21	W	at Mississippi	82-46
D28	W	GEORGE WASHINGTON%	83-62
D30	W	MORGAN STATE%	74-47
J1	W	LIPSCOMB	91-52
J6	W	at Virginia*	82-73
J9	W	at Virginia Tech*	69-56
J14	W	CLEMSON*	77-48
J16	W	BOSTON COLLEGE*	65-53
J24	L	at No. 21 Florida State*	66-59
J27	W	NC STATE*	84-77
J30	W	No. 25 GEORGIA TECH*	84-74 (OT)
F3	L	at No. 3 Duke*	82-58
F10	W	No. 11 MARYLAND*	83-75
F13	W	at No. 10 North Carolina*	78-66
F17	W	at Boston College*	90-80
F21	W	WAKE FOREST*	74-46
F24	W	No. 12 FLORIDA STATE*	84-68
F27	W	at Georgia Tech*	70-59
M4	W	vs. NC State^	93-85
M5	L	vs. North Carolina^	83-57
M20	W	Gardner-Webb!	80-62
M22	L	Oklahoma!	88-83

* Atlantic Coast Conference game
 # Miami Thanksgiving Tournament (Coral Gables, Fla.)
 % Miami Holiday Tournament (Coral Gables, Fla.)
 ^ ACC Tournament (Greensboro, N.C.)
 ! NCAA Tournament (Charlottesville, Va.)

2011-12

Record: 26-6 (16-0 H, 9-5 A, 1-1 N)

Atlantic Coast: 14-2 (2nd)

Head Coach: Katie Meier

Date	W/L	Opponent	Score
N11	W	TEXAS-PAN AMERICAN	83-37
N15	L	at No. 3 Tennessee	92-76
N17	W	PRAIRIE VIEW A&M	107-26
N23	W	at Alaska Anchorage#	72-55
N25	W	vs. USF#	92-72
N27	W	LONGWOOD	92-43
D1	W	at Michigan State+	76-60
D5	W	No. 11 RUTGERS	92-81 (20T)
D10	W	OLE MISS	76-48
D16	W	LOUISIANA-MONROE	103-39
D21	L	at No. 17 Georgetown	71-46
D28	W	HOLY CROSS%	89-49
D29	W	VCU%	91-61
J2	L	at No. 23 North Carolina*	65-63
J5	W	NC STATE*	78-68
J9	W	at Georgia Tech*	77-65
J12	W	No. 5 MARYLAND*	75-63

J15	W	at Florida State*	60-57
J19	W	at Virginia*	56-53
J23	W	VIRGINIA TECH*	79-48
J26	W	WAKE FOREST*	64-39
J29	W	at Boston College*	88-57
F5	W	CLEMSON*	68-47
F8	W	No. 22 NORTH CAROLINA*	61-37
F12	W	at No. 8 Maryland*	76-74
F16	W	at NC State*	73-61
F19	W	FLORIDA STATE*	67-60
F24	L	at No. 7 Duke*	74-64
F26	W	BOSTON COLLEGE*	88-42
M2	L	vs. Wake Forest^	81-74
M17	W	Idaho State!	70-41
M19	L	No. 24 Gonzaga!	65-54

* Atlantic Coast Conference game
 + ACC/Big Ten Challenge game
 # Great Alaska Shootout (Anchorage, Alaska)
 % Miami Holiday Tournament (Coral Gables, Fla.)
 ^ ACC Tournament (Greensboro, N.C.)
 ! NCAA Tournament (Spokane, Wash.)

2012-13

Record: 21-11 (15-3 H, 5-6 A, 0-0 N)

Atlantic Coast: 11-7 (T-4th)

Head Coach: Katie Meier

Date	W/L	Opponent	Score
N9	W	NORTH FLORIDA	77-24
N12	W	at Richmond	69-63
N18	L	No. 20 TENNESSEE	79-67
N23	W	FLORIDA ATLANTIC#	76-61
N24	W	RADFORD#	75-58
N29	W	No. 6 PENN STATE+	69-65
D3	W	ALCORN STATE	68-53
D8	W	DAVIDSON	67-35
D16	L	at Rutgers	42-34
D20	W	NC STATE *	79-53
D28	W	CENTRAL CONN. STATE%	64-43
D29	W	WISCONSIN%	67-44
J3	W	CLEMSON*	78-56
J6	W	VIRGINIA*	58-52
J10	L	at No. 10 Maryland*	84-62
J13	L	at No. 18 Florida State*	86-65
J17	W	GEORGIA TECH*	71-65
J20	L	at Virginia *	62-52
J24	W	at Wake Forest*	79-78
J27	L	No. 11 NORTH CAROLINA*	64-62
J31	L	at No. 4 Duke*	82-43
F3	W	VIRGINIA TECH*	68-42
F7	W	at Clemson*	62-46
F10	L	No. 19 FLORIDA STATE*	93-78
F17	W	BOSTON COLLEGE*	79-54
F21	W	at NC State*	59-55
F24	L	at Georgia Tech*	68-64
F28	W	No. 4 DUKE*	69-65
M3	W	VIRGINIA TECH*	64-46
M7	W	vs. Virginia Tech^	45-39
M8	L	vs. No. 23 Florida State^	70-58
M24	L	at Iowa!	69-53

* Atlantic Coast Conference game
 + ACC/Big Ten Challenge game
 # Miami Thanksgiving Tournament (Coral Gables, Fla.)
 % Miami Holiday Tournament (Coral Gables, Fla.)
 ^ ACC Tournament (Greensboro, N.C.)
 ! NCAA Tournament (Iowa City, Iowa)

2013-14

Record: 16-15 (10-9 H, 6-5 A, 0-1 N)

Atlantic Coast: 8-8 (8th)

Head Coach: Katie Meier

Date	W/L	Opponent	Score
N8	W	NORTH FLORIDA	79-39
N10	L	RICHMOND	57-50
N15	L	MIDDLE TENNESSEE	61-55
N19	W	at Oakland	86-68
N25	W	YALE	91-67
N29	W	ST. FRANCIS BROOKLYN#	78-56
N30	W	MISSOURI#	74-68

D5	L	at Minnesota+	74-67
D15	W	COPPIN STATE	63-58
D21	L	at Arizona State	75-73
D28	W	MORGAN STATE%	80-42
D29	W	NEW MEXICO%	67-50
J1	L	PENN	67-66
J4	W	at Wake Forest*	84-53
J9	L	No. 18/17 FLORIDA STATE*	68-63
J12	W	at Virginia Tech*	64-62
J16	L	at Boston College*	63-62
J19	W	No. 20/21 NC STATE*	80-71
J23	L	at 2/2 Notre Dame*	79-52
J26	L	at Clemson*	60-52
J30	L	No. 3/3 DUKE*	76-75
F2	W	at No. 6/6 North Carolina*	83-80
F9	L	GEORGIA TECH*	89-87
F13	L	No. 9/9 MARYLAND*	67-52
F16	W	at RV/RV Florida State*	76-73
F20	L	SYRACUSE*	69-48
F23	W	WAKE FOREST*	72-64
F27	W	at Virginia*	83-63
M2	W	PITTSBURGH*	67-54
M6	L	vs. Florida State^	72-67 (OT)
M20	L	STETSON!	70-63

* Atlantic Coast Conference game
 + ACC/Big Ten Challenge game
 # Miami Thanksgiving Tournament (Coral Gables, Fla.)
 % Miami Holiday Tournament (Coral Gables, Fla.)
 ^ ACC Tournament (Greensboro, N.C.)
 ! WNIT (Coral Gables, Fla.)

2014-15

Record: 20-13 (15-3 H, 2-9 A, 3-1 N)

Atlantic Coast: 8-8 (8th)

Head Coach: Katie Meier

Date	W/L	Opponent	Score
N14	W	OAKLAND	66-53
N17	L	at Middle Tennessee	53-48
N21	W	NORTH FLORIDA	81-53
N25	L	RV/RV ARIZONA STATE	65-61
N28	W	ILLINOIS STATE#	95-44
N29	W	TULSA#	69-57
D4	W	WISCONSIN+	66-54
D6	W	JACKSONVILLE	65-36
D13	W	COPPIN STATE	70-54
D18	W	vs. UCLA&	74-67
D19	L	vs. -/RV Tulane&	70-65
D28	W	FLORIDA A&M%	83-47
D29	W	LSU%	76-71
J4	W	BOSTON COLLEGE*	74-53
J8	W	No. 4/4 NOTRE DAME*	78-63
J11	W	at Virginia Tech*	62-45
J15	W	CLEMSON*	79-42
J18	L	at No. 16/14 Duke*	68-53
J21	W	VIRGINIA*	67-58
J25	L	at No. 4/4 Louisville*	68-55
F1	L	at Pittsburgh*	81-66
F5	W	VIRGINIA TECH*	42-39
F8	L	at No. 9/8 Florida State*	80-60
F12	W	at No. 23/22 Syracuse*	85-71
F15	W	GEORGIA TECH*	64-59
F19	L	at NC State*	68-65
F22	L	No. 17/14 NORTH CAROLINA*	66-65
F26	L	at Wake Forest*	60-59
M1	L	No. 9/8 FLORIDA STATE*	69-55
M5	W	vs. Virginia^	62-52
M6	L	vs. No. 2/2 Notre Dame^	77-61
M20	W	vs. Washington!	86-80
M22	L	at No. 18/15 Iowa!	88-70

* Atlantic Coast Conference game
 + ACC/Big Ten Challenge game
 # Miami Thanksgiving Tournament (Coral Gables, Fla.)
 % Miami Holiday Tournament (Coral Gables, Fla.)
 & Tulane/DoubleTree Classic (New Orleans, La.)
 ^ ACC Tournament (Greensboro, N.C.)
 ! NCAA Tournament (Iowa City, Iowa)

ALL-TIME SERIES RECORDS

-A-	
Alabama	0-2
UAB	2-2
Alaska Anchorage	2-0
Alcorn State	2-0
Appalachian State	1-0
Arizona	1-1
Arizona State	0-3
Arkansas	0-1
Army West Point	1-0
Auburn	0-8
Augustana	1-0
Austin Peay	2-0

-B-	
Barry	3-1
Baylor	1-0
Bethune-Cookman	7-1
Binghamton	3-0
Boston College	24-17
Boston University	1-0
Bradley	2-0
BYU	1-1
Broward Central	11-9
Brown	2-0
Bucknell	1-0
Butler	1-1

-C-	
California	0-1
UC Riverside	2-0
Cal State Bakersfield	2-0
Carson-Newman	1-0
Central Arkansas	1-0
Central Connecticut State	1-0
UCF	11-3
Charleston Southern	1-0
Charlotte	0-1
Clemson	8-6
Cleveland State	3-0
Connecticut	5-18
Coppin State	2-0
Cornell	2-0

-D-	
Dartmouth	2-0
Davidson	1-0
Dayton	3-0
Delaware State	1-0
Delta State	0-1
Detroit	1-1
District of Columbia	1-0
Drake	0-1
Duke	1-12

-E-	
East Carolina	1-1
East Tennessee State	0-1
Eastern Kentucky	2-1
Eastern Michigan	1-0
Edinboro State	0-1
Evansville	1-0

-F-	
Fairfield	3-3
Farleigh Dickinson	1-0
Flagler	2-2
Florida	14-28
Florida A&M	12-9
Florida Atlantic	17-0
FGCU	1-0
FIU	33-22
Florida Memorial	6-0
Florida Southern	0-1
Florida State	12-37
Florida Tech	2-3
Fordham	2-0
Furman	1-0

-G-	
Gardner-Webb	2-0
Georgetown	16-9
George Mason	0-2
George Washington	1-0
Georgia	0-2
Georgia Southern	2-0
Georgia State	5-3
Georgia Tech	12-13
Gonzaga	1-1
Grambling State	2-2

-H-	
Hampton	1-0
Hartford	0-2
Harvard	1-0
Holy Cross	2-0
Homestead AFB	2-0
Houston	2-7
Howard	2-0

-I-	
Idaho	0-1
Idaho State	1-0
Illinois	0-2
Illinois-Chicago	1-0
Illinois State	2-0
Indiana	1-1
IUPUI	1-0
Iona	1-0
Iowa	0-4

-J-	
Jackson State	1-1
Jacksonville	1-1
James Madison	1-0

-K-	
Kansas	0-2
Kennesaw State	1-0
Kentucky	1-5

-L-	
Lamar	2-1
Lawrence	1-0
Lehigh	1-0
Lipscomb	1-0
Long Beach State	1-0
LIU-Brooklyn	1-0
Longwood	1-0
Loyola Marymount	1-0
LSU	1-3
Louisiana	1-0
Louisiana-Monroe	1-0
Louisiana Tech	0-2
Louisville	1-1

-M-	
Maine	1-2
Manhattan	1-0
Manhattanville	1-0
Maryland	5-10
UMES	2-0
Marymack (MO)	0-1
Massachusetts	2-0
Memphis	1-1
Mercer	5-2
Miami-Dade Downtown	6-0
Miami-Dade New World	11-0
Miami-Dade North	12-8
Miami-Dade South	7-8
Miami (OH)	2-0
Michigan	2-2
Michigan State	2-2
Middle Tennessee	1-2
Millikin	1-0
Minnesota	1-3
Mississippi	4-3

Mississippi State	0-1
Missouri	2-0
Missouri State	1-0
UMKC	1-1
Monmouth	1-0
Montana	1-1
Morehead State	1-0
Morgan State	2-0
Morris Brown	1-0
Murray State	2-0

-N-	
Nebraska	0-3
New Hampshire	1-0
New Mexico	1-1
New Orleans	1-0
Niagara	1-0
Nicholls State	1-0
Norfolk State	1-0
North Carolina	6-13
North Carolina A&T	2-0
UNCG	1-0
NC State	8-10
North Florida	4-0
North Dakota State	1-0
Northern Illinois	1-1
Northwestern	1-1
Northwestern State	1-0
Notre Dame	4-15

-O-	
Oakland	3-0
Ohio State	0-2
Oklahoma	2-2
Oklahoma State	1-1
Old Dominion	0-3
Oral Roberts	1-1
Oregon	0-1

-P-	
Penn	0-1
Penn State	1-0
Pepperdine	1-0
Pittsburgh	17-9
Prairie View A&M	1-0
Portland State	1-0
Providence	18-6
Purdue	2-3

-Q-	
Quinnipiac	2-0

-R-	
Radford	2-0
Rhode Island	0-2
Rice	1-1
Richmond	2-1
Robert Morris	1-0
Rutgers	8-13

-S-	
St. Bonaventure	1-0
St. Francis Brooklyn	1-0
St. John's	18-6
St. Joseph's	1-1
St. Mary's	0-1
St. Peter's	1-0
Samford	1-0
San Diego State	1-0
San Francisco	1-0
Santa Clara	2-0
Siena	1-0
Seton Hall	13-9
South Alabama	0-1
South Carolina	0-2
South Carolina State	0-1
Southern	1-0
USF	29-11

Southern Illinois	1-0
SIU-Edwardsville	2-0
SMU	0-1
Southern Miss	1-1
Stephen F. Austin	0-1
Stetson	19-4
Syracuse	18-7

-T-	
Tampa	5-1
Temple	3-1
Tennessee	0-2
UT Martin	0-1
Texas	1-2
Texas A&M	2-0
TCU	1-0
UT Rio Grande Valley	1-0
Texas State	1-0
Texas Southern	3-0
Texas Tech	0-2
Toledo	3-1
Tulane	1-3
Tulsa	1-0

-U-	
UCLA	1-0
Upper Iowa	1-0

-V-	
Valparaiso	1-0
Vanderbilt	1-1
Villanova	9-13
Virginia	7-8
VCU	1-0
Virginia Tech	14-6

-W-	
Wake Forest	8-8
Washington	1-1
Weber State	1-0
West Virginia	12-3
Western Illinois	1-0
Western Kentucky	2-4
Western Michigan	2-0
William & Mary	1-0
Wisconsin	2-0
UW-Green Bay	1-1
UW-Milwaukee	2-0

-Y-	
Yale	2-0

HISTORY & RECORDS

ALL-TIME SERIES RESULTS

Alabama (0-2)				2/5/12	W	88-57	(a)	California (0-1)				
12/29/96	L	73-43	(h)	2/17/11	W	90-80	(a)	4/3/10 [^]	L	73-61	(a)	
1/4/80	L	73-61	(h)	1/16/11	W	65-53	(h)	[^] <i>W/N/T</i>				
UAB (2-2)				2/28/10	W	76-68	(h)	UC Riverside (2-0)				
11/22/10	W	68-52	(h)	1/31/10	L	72-64	(a)	12/18/10	W	81-59	(h)	
11/21/09	W	70-54	(a)	3/5/09*	L	76-59	(n)	11/13/09	W	88-73	(a)	
11/21/80	L	79-63	(a)	2/16/09	L	71-64	(h)	Cal State Bakersfield (2-0)				
1/23/80	L	83-71	(h)	1/18/09	L	62-54	(a)	12/5/10	W	86-61	(h)	
Alaska Anchorage (2-0)				3/2/08	L	63-52	(h)	11/15/09	W	111-93	(a)	
11/23/11	W	72-55	(a)	2/3/08	L	70-42	(a)	Carson-Newman (1-0)				
3/1/87	W	71-62	(a)	2/11/07	L	78-65	(a)	12/17/81	W	86-63	(n)	
Alcorn State (2-0)				1/18/07	W	83-68	(h)	Central Arkansas (1-0)				
12/3/12	W	68-53	(h)	2/12/06	L	79-69	(a)	12/30/07	W	90-57	(h)	
12/11/10	W	94-32	(h)	1/19/06	W	82-68	(h)	Central Connecticut State (1-0)				
Appalachian State (1-0)				3/7/04#	L	65-53	(n)	12/28/12	W	64-43	(h)	
12/29/92	W	80-63	(h)	1/10/04	W	70-66	(a)	UCF (11-3)				
Arizona (1-1)				3/1/03	L	84-77	(a)	12/18/08	W	66-59	(a)	
12/2/89	W	85-65	(h)	1/15/03	L	79-61	(h)	12/2/07	W	64-56	(h)	
1/27/88	L	78-71	(a)	2/26/02	W	60-57	(h)	12/20/05	W	82-72	(a)	
Arizona State (0-3)				3/3/01#	L	62-49	(n)	12/13/04	W	60-50	(h)	
11/25/14	L	65-61	(h)	1/10/01	W	65-59	(a)	2/10/90	W	96-74	(h)	
12/21/13	L	75-73	(a)	2/2/00	L	66-55	(h)	2/11/89	W	94-69	(h)	
1/28/88	L	78-74	(a)	1/16/99	W	66-53	(a)	2/25/88	W	103-87	(h)	
Arkansas (0-1)				12/5/98	W	65-57	(h)	1/20/88	W	93-82	(a)	
11/23/84	L	79-58	(a)	1/10/98	W	85-79	(h)	12/04/85	W	62-61	(h)	
Army West Point (1-0)				3/2/97#	W	63-48	(n)	1/24/83	L	70-60	(a)	
1/7/80	W	73-62	(h)	2/19/97	L	67-55	(a)	12/15/81	W	66-63	(n)	
Auburn (0-8)				1/2/97	L	66-48	(h)	2/06/81	W	86-75	(h)	
12/30/08	L	68-53	(h)	1/22/96	W	60-59	(a)	2/19/80	L	57-56	(a)	
12/29/06	L	79-61	(h)	1/22/95	W	73-67	(a)	1978-79	L	69-51	(n)	
12/29/94	L	73-43	(h)	1/2/95	W	80-45	(h)	Charleston Southern (1-0)				
2/4/89	L	73-44	(a)	2/26/94	W	75-72	(h)	12/2/07	W	64-56	(h)	
12/29/87	L	96-48	(h)	1/25/94	L	80-71	(a)	Charlotte (0-1)				
1/3/87	L	98-55	(a)	2/16/93	W	84-55	(h)	3/24/90 [^]	L	82-80	(n)	
1/27/86	L	92-46	(a)	1/31/93	W	80-67	(a)	[^] <i>W/N/T</i>				
1/5/81	L	78-72	(h)	2/1/92	W	79-60	(h)	Clemson (8-6)				
Augustana (1-0)				1/3/92	W	78-59	(a)	1/15/15	W	79-42	(h)	
12/29/84	W	77-50	(h)	<i>* ACC Tournament</i>	<i># BIG EAST Tournament</i>			1/26/14	L	60-52	(a)	
Austin Peay (2-0)				Boston University (1-0)	1/11/90	W	87-69	(a)	2/7/13	W	62-46	(a)
11/28/08	W	64-51	(h)	Bradley (2-0)	11/25/05	W	73-61	(h)	1/3/13	W	78-56	(h)
1/4/82	W	74-52	(h)	11/29/03	W	70-52	(n)	2/5/12	W	68-47	(h)	
Barry (3-1)				BYU (1-1)	12/20/86	L	82-80	(n)	1/14/11	W	77-48	(h)
2/6/89	W	85-36	(h)	12/13/85	W	78-74	(n)	2/18/10	L	73-72	(a)	
2/19/74	W	41-33	(h)	Broward Central (11-9)				1/5/09	L	74-68	(h)	
2/1/74	W	44-41	(a)	2/13/81	W	69-50	(a)	1/10/08	W	66-61	(a)	
2/15/73	L	51-45	(a)	11/17/80	W	87-49	(h)	1/28/07	L	79-69	(h)	
Baylor (1-0)				2/12/80	W	104-35	(h)	1/12/06	W	74-52	(a)	
11/30/85	W	64-55	(n)	11/28/79	W	101-38	(a)	1/31/05	W	83-69	(a)	
Bethune-Cookman (7-1)				1978-79	L	81-58	(n)	3/14/98!	L	60-49	(n)	
11/18/09	W	88-46	(h)	1978-79	L	93-82	(h)	12/19/81	L	74-59	(n)	
2/5/90	W	76-43	(h)	1978-79	L	77-61	(a)	<i>! NCAA Tournament</i>				
1/25/90	W	76-26	(a)	2/21/78	L	70-62	(n)	Cleveland State (3-0)				
2/22/89	W	72-55	(h)	1/2/78	L	59-47	(a)	2/28/91	W	91-59	(h)	
12/6/88	W	77-65	(a)	2/18/77	L	72-65	(n)	12/27/89	W	81-53	(h)	
2/20/88	L	80-72	(a)	2/16/77	W	75-64	(h)	12/27/84	W	95-48	(h)	
12/1/87	W	90-55	(h)	2/4/77	L	69-59	(a)	Connecticut (5-18)				
1/20/81	W	2-0—forfeit	(h)	2/21/76	L	91-65	(n)	2/8/04	L	83-65	(a)	
Binghamton (3-0)				2/2/76	L	69-65	(a)	2/19/03	L	81-60	(h)	
12/19/09	W	68-52	(a)	1974-75	W	61-26	(h)	1/12/02	L	96-50	(a)	
12/13/08	W	72-37	(h)	1974-75	W	49-19	(a)	1/23/01	L	81-45	(a)	
11/30/85	W	64-55	(n)	1/30/74	W	43-27	(a)	12/5/00	L	77-53	(h)	
Boston College (24-17)				2/21/74	W	44-28	(h)	1/29/00	L	84-36	(h)	
1/4/15	W	74-53	(h)	1/12/73	W	36-26	(a)	2/8/00	L	93-46	(a)	
1/16/14	L	63-62	(a)	2/13/73	W	41-25	(h)	2/6/99	L	88-66	(h)	
2/17/13	W	79-54	(h)	Brown (2-0)				1/20/99	L	89-55	(a)	
2/26/12	W	88-42	(h)	12/29/08	W	81-41	(h)	2/13/98	L	80-60	(a)	
Bucknell (1-0)				12/29/99	W	79-62	(h)	3/3/97#	L	98-71	(a)	
12/28/92	W	74-54	(h)	Bucknell (1-0)				2/16/97	L	86-59	(a)	
Butler (1-1)				11/24/07	L	62-59	(h)	1/9/97	L	69-51	(h)	
12/27/96	W	70-55	(h)	2/9/95	L	79-52	(h)	1/10/96	L	79-52	(h)	
Cal State Bakersfield (2-0)				2/9/95	L	85-48	(a)	2/9/95	L	85-48	(a)	

ALL-TIME SERIES RESULTS

1/24/95	L	92-51	(h)
2/13/94	L	60-48	(h)
1/23/94	L	87-46	(a)
2/14/93	W	69-51	(h)
1/15/93	W	69-66	(a)
3/9/92#	W	56-47	(a)
2/21/92	W	75-59	(a)
1/17/92	W	70-66	(h)
# BIG EAST Tournament			

Coppin State (2-0)			
12/13/14	W	70-54	(h)
12/15/13	W	63-58	(h)

Cornell (2-0)			
12/21/09	W	101-62	(a)
1/2/09	W	61-47	(h)

Dartmouth (2-0)			
12/16/03	W	74-53	(h)
12/20/84	W	62-52	(h)

Davidson (1-0)			
12/8/12	W	67-35	(h)

Dayton (3-0)			
12/3/94	W	67-53	(n)
1/4/86	W	76-62	(h)
2/15/81	W	62-58	(h)

Delaware State (1-0)			
12/27/97	W	105-62	(h)

Delta State (0-1)			
3/7/82+	L	81-66	(n)
+ AIAW Tournament			

Detroit (1-1)			
12/28/95	L	78-77	(h)
1/8/89	W	74-61	(a)

District of Columbia (1-0)			
1/3/90	W	79-47	(n)

Drake (0-1)			
1/2/81	L	101-63	(h)

Duke (1-12)			
1/18/15	L	68-53	(a)
1/30/14	L	76-75	(h)
2/28/13	W	69-65	(h)
1/31/13	L	82-43	(a)
2/24/12	L	74-64	(a)
2/3/11	L	82-58	(a)
1/14/10	L	69-62	(h)
1/9/09	L	73-58	(a)
1/5/08	L	84-72	(h)
1/3/07	L	72-42	(a)
2/19/06	L	99-93	(h)
2/24/05	L	95-61	(a)
2/3/05	L	72-63	(h)

East Carolina (1-1)			
12/19/85	L	58-43	(a)
1/2/82	W	60-56	(h)

East Tennessee State (0-1)			
1/5/82	L	70-44	(h)

Eastern Kentucky (2-1)			
11/23/03	W	90-81	(n)
11/24/99	W	83-66	(h)
11/24/94	L	81-74	(n)

Eastern Michigan (1-0)			
12/21/02	W	85-66	(h)

Edinboro State (0-1)			
1/2/80	L	70-62	(h)

Evansville (1-0)			
2/26/85	W	61-60	(h)
Fairfield (3-3)			
11/28/04	W	84-70	(h)
12/22/00	L	67-55	(h)
11/16/97	W	87-66	(h)
11/27/94	W	81-71	(h)
1/3/86	L	71-68	(h)
12/28/82	L	76-71	(h)

Fairleigh Dickinson (1-0)			
12/2/05	W	100-62	(h)

Flagler (2-2)			
2/16/80	W	64-62	(n)
1/27/80	W	74-73	(a)
1974-75	L	62-49	(a)
2/26/74	L	74-38	(n)

Florida (14-28)			
3/21/10^	W	77-64	(h)
12/12/03	W	80-75	(h)
12/2/02	L	76-67	(a)
12/1/99	L	85-77	(h)
11/24/98	L	85-69	(a)
11/21/97	L	70-51	(a)
11/22/96	L	65-58	(h)
12/2/95	L	71-70	(n)
12/2/94	L	84-63	(n)
1/27/94	L	59-50	(a)
12/1/91	W	95-75	(h)
1/16/90	W	85-73	(a)
11/29/89	W	76-61	(h)
1/24/89	W	75-67	(h)
1/16/89	L	75-61	(a)
12/19/87	W	84-75	(h)
12/12/87	W	69-68	(a)
2/22/87	W	78-66	(h)
12/13/86	L	81-73	(a)
2/24/86	W	70-45	(h)
1/15/86	L	79-58	(a)
2/18/85	W	68-53	(h)
1/14/85	L	85-68	(a)
2/06/85	L	55-53	(h)
12/11/83	L	78-58	(h)
2/14/83	L	78-64	(a)
1/20/82	L	80-73	(a)
12/05/81	W	87-85	(h)
2/28/81	W	65-59	(n)
2/7/81	W	75-64	(h)
1/10/81	L	84-55	(a)
2/20/80	L	81-66	(n)
2/18/80	L	77-66	(a)
1/12/80	L	80-71	(h)
2/23/78	L	76-55	(h)
1/28/78	L	84-47	(a)
2/25/77	L	73-41	(h)
2/8/77	L	75-28	(h)
2/20/76	L	83-41	(n)
2/9/76	L	103-53	(a)
1974-75	L	58-45	(n)
1974-75	L	67-32	(n)
^ WNIT			

Florida A&M (12-9)			
12/29/14	W	83-47	(h)
12/1/09	W	83-69	(h)
3/9/91@	W	73-44	(n)
2/2/91	W	78-71	(h)
1/17/91	L	73-65	(a)
1/22/90	W	90-56	(h)
12/6/89	W	77-70	(a)
1/21/89	W	73-66	(a)
12/19/88	W	103-64	(h)
2/4/88	L	89-88	(a)
1/11/88	W	104-86	(h)
2/18/83	L	80-78	(h)
1/22/83	L	65-58	(a)
2/15/82	L	69-64	(a)
2/1/82	W	66-62	(h)

2/20/81	W	79-47	(h)
12/7/80	L	72-50	(a)
1978-79	L	90-58	(h)
1978-79	L	67-37	(a)
1974-75	W	59-38	(n)
2/27/73	L	55-47	(n)

@ NWSAC Tournament

Florida Atlantic (17-0)			
11/23/12	W	76-61	(h)
11/26/10	W	89-48	(h)
11/9/07	W	64-45	(h)
12/16/02	W	86-61	(h)
12/15/01	W	92-77	(a)
11/20/00	W	87-50	(h)
12/11/99	W	89-73	(a)
12/16/98	W	91-57	(h)
11/25/97	W	105-84	(a)
11/26/96	W	74-53	(h)
12/30/95	W	93-54	(h)
11/29/94	W	90-81	(a)
12/28/93	W	90-69	(h)
12/6/92	W	94-37	(h)
2/18/89	W	72-55	(h)
2/15/88	W	87-66	(h)
3/9/87	W	59-43	(h)

FGCU (1-0)			
3/18/10^	W	70-57	(h)
^ WNIT			

FIU (33-22)			
11/25/08	W	66-49	(a)
12/4/07	L	60-58	(h)
12/5/06	L	83-78	(a)
3/18/06^	W	95-83	(h)
12/6/05	W	75-63	(h)
12/4/04	L	67-62	(a)
12/2/03	W	78-58	(h)
12/14/02	L	81-70	(a)
2/16/02	L	71-65	(h)
12/9/00	L	78-48	(a)
12/4/99	W	76-61	(h)
11/18/98	W	67-65	(a)
12/14/97	L	81-60	(h)
12/14/96	W	55-49	(a)
12/16/95	W	71-49	(h)
12/6/94	L	77-62	(a)
12/30/93	L	75-56	(h)
12/13/92	W	80-53	(a)
12/29/91	W	78-53	(h)
3/8/91@	W	75-55	(n)
3/2/91	W	79-54	(h)
2/5/91	W	74-64	(a)
2/23/90	W	94-76	(a)
2/1/90	W	71-64	(h)
2/24/89	W	100-85	(a)
1/31/89	W	83-76	(h)
2/23/87	L	79-70	(a)
2/13/87	L	79-69	(h)
2/18/87	L	78-71	(h)
3/4/86	L	81-52	(h)
3/4/85	W	81-73	(h)
2/7/85	L	73-72	(a)
3/3/84	L	83-81	(a)
1/24/84	W	82-64	(h)
3/2/83	L	63-53	(h)
12/4/82	L	89-73	(a)
1/26/82	W	69-66	(h)
1/11/82	W	78-59	(a)
2/21/81	W	84-56	(h)
1/27/81	W	109-56	(h)
2/15/80	W	83-35	(h)
1/15/81	W	98-41	(h)
2/6/79	W	86-58	(h)
2/12/79	W	74-44	(h)
2/18/78	W	50-43	(n)
2/8/78	W	54-50	(a)
1/23/78	W	71-42	(h)
2/26/77	L	66-58	(h)
2/24/77	W	64-51	(h)

HISTORY & RECORDS

ALL-TIME SERIES RESULTS

2/19/77	L	52-48	(n)
2/14/77	W	73-65	(h)
2/1/77	L	57-49	(a)
2/26/76	L	59-57	(n)
2/17/76	L	57-50	(h)
1/29/76	W	56-38	(h)
^ WNIT			

@ NWSAC Tournament

Florida Memorial (6-0)

2/14/84	W	75-43	(a)
11/18/83	W	76-56	(h)
1/17/83	W	89-71	(a)
11/19/82	W	88-40	(h)
11/28/82	W	100-54	(h)
11/27/81	W	75-47	(a)

Florida Southern (0-1)

1/18/80	L	71-69	(a)
---------	---	-------	-----

Florida State (12-37)

3/1/15	L	69-55	(h)
2/8/15	L	80-60	(a)
3/6/14*	L	72-67 (OT)	(n)
2/16/14	W	76-73	(a)
1/09/14	L	68-63	(h)
3/8/13*	L	70-58	(n)
2/10/13	L	93-78	(h)
1/13/13	L	86-65	(a)
2/19/12	W	67-60	(h)
1/15/12	W	60-57	(a)
2/24/11	W	84-68	(h)
1/24/11	L	66-59	(a)
2/25/10	L	87-62	(a)
1/10/10	W	78-70	(h)
2/22/09	L	59-58	(a)
2/8/09	L	75-59	(h)
2/28/08	L	50-49	(a)
1/24/08	L	75-70	(h)
2/1/07	L	75-68	(h)
1/7/07	L	71-62	(a)
2/17/06	L	68-61	(a)
2/9/06	L	79-54	(h)
1/27/05	W	62-57	(h)
1/9/05	L	65-56	(a)
12/19/92	L	64-61	(h)
1/23/91	L	71-69	(a)
12/19/91	L	76-62	(h)
2/17/90	L	95-66	(a)
12/11/88	W	88-79	(h)
11/26/88	W	96-85	(n)
1/29/87	W	80-73	(a)
12/15/86	L	75-74	(h)
2/25/85	W	74-67	(a)
12/15/84	W	79-65	(h)
1/13/84	L	76-64	(a)
3/5/82	L	84-80	(n)
2/13/82	L	66-52	(a)
12/12/81	L	77-74	(h)
2/27/81	W	79-70	(n)
1/13/81	L	62-55	(h)
12/6/80	L	87-73	(a)
2/22/80	L	72-61	(n)
1/22/80	L	93-74	(a)
12/14/79	L	82-64	(h)
1978-79	L	73-57	(n)
1978-79	L	74-64	(h)
1978-79	L	79-53	(a)
2/24/78	L	66-56	(n)
1974-75	L	59-45	(n)

Florida Tech (2-3)

2/7/76	W	60-55	(n)
1/17/76	L	60-57	(h)
1974-75	W	53-32	(n)
2/27/74	L	36-41	(n)
2/26/73	L	38-31	(n)

Fordham (2-0)

11/23/07	W	57-40	(h)
1/8/85	W	92-73	(h)

Furman (1-0)

11/21/99	W	88-46	(h)
----------	---	-------	-----

Gardner-Webb (2-0)

3/20/11!	W	80-62	(n)
11/19/04	W	65-47	(h)

! NCAA Tournament

Georgetown (16-9)

12/21/11	L	71-46	(a)
12/7/10	W	81-72	(h)
1/4/04	W	57-55	(h)
3/4/03	W	73-71	(h)
1/4/03	W	60-57	(a)
3/2/02	W	69-52	(n)
2/13/02	W	64-56	(a)
2/3/01	W	52-46	(h)
1/19/00	L	63-61	(h)
2/19/00	L	66-61	(a)
2/13/99	W	81-62	(a)
1/26/99	L	69-51	(h)
3/1/98#	W	81-66	(h)
1/31/98	W	81-74	(a)
2/25/97	W	62-58	(h)
1/15/97	L	62-55	(a)
2/14/96	L	71-69	(h)
2/15/95	L	65-63	(h)
1/11/95	W	72-66	(a)
2/17/94	L	81-60	(a)
2/11/93	W	67-59	(h)
2/9/93	L	90-88	(a)
1/9/93	W	62-55	(h)
2/8/92	W	83-76	(a)
1/8/92	W	89-51	(h)

BIG EAST Tournament

George Mason (0-2)

11/30/05	L	68-61	(h)
11/30/04	L	60-35	(a)

George Washington (1-0)

12/28/10	W	83-62	(h)
----------	---	-------	-----

Georgia (0-2)

1/15/06	L	74-59	(n)
2/20/82	L	91-51	(a)

Georgia Southern (2-0)

1/31/91	W	89-66	(h)
1/19/91	W	86-79	(a)

Georgia State (5-3)

11/10/06	W	68-60	(h)
1/24/91	W	68-49	(h)
12/4/90	W	85-60	(a)
2/24/84	L	88-79	(n)
1/7/83	W	71-66	(n)
12/19/82	L	83-69	(n)
2/22/82	W	72-66	(a)
12/29/81	L	63-60	(h)

Georgia Tech (12-13)

2/15/15	W	64-59	(h)
2/9/14	L	89-87	(h)
2/24/13	L	68-64	(a)
1/17/13	W	71-65	(h)
1/9/12	W	77-65	(a)
2/27/11	W	70-59	(a)
1/30/11	W	84-74	(h)
2/21/10	L	77-73	(h)
1/27/10	L	80-73	(a)
1/29/09	L	68-42	(a)
1/12/09	L	60-50	(h)
3/6/08*	L	76-49	(n)
2/7/08	W	54-52	(h)
1/13/08	L	68-65	(a)
3/1/07*	L	66-52	(n)
2/15/07	L	66-45	(h)
1/15/07	L	52-37	(a)
3/2/06*	L	79-62	(n)
2/26/06	W	90-85	(h)

1/5/06	W	75-63	(a)
3/4/05*	W	60-58	(n)
1/23/05	L	62-46	(h)
3/13/02^	W	73-64	(a)
12/30/91	W	78-63	(h)
12/15/80	W	86-80	(h)

* ACC Tournament ^ WNIT

Gonzaga (1-1)

3/19/11!	L	65-54	(a)
2/28/86	W	79-52	(n)

! NCAA Tournament

Grambling State (2-2)

12/21/08	W	83-65	(h)
12/28/94	L	98-75	(h)
12/4/86	W	67-65	(h)
12/6/85	L	81-75	(h)

Hampton (1-0)

12/12/98	W	84-52	(h)
----------	---	-------	-----

Hartford (0-2)

12/10/05	W	82-62	(h)
11/23/04	L	63-53	(a)

Harvard (1-0)

12/22/91	W	87-62	(h)
----------	---	-------	-----

Holy Cross (2-0)

12/28/11	W	89-49	(h)
1/2/87	W	83-76	(n)

Homestead AFB (2-0)

2/23/76	W	63-50	(a)
1/14/76	W	100-20	(h)

Houston (2-7)

11/24/09	W	68-54	(h)
11/21/08	L	70-64	(a)
12/8/07	L	63-62	(h)
12/19/06	L	82-73	(a)
3/16/02^	L	83-76	(a)
11/28/95	L	80-72	(a)
12/2/89	L	81-76	(a)
2/11/85	L	83-68	(a)
1/9/82	W	64-47	(h)

^ WNIT

Howard (2-0)

2/9/91	W	78-58	(h)
11/27/87	W	81-58	(n)

Idaho (0-1)

2/22/84	L	68-66	(n)
---------	---	-------	-----

Idaho State (1-0)

3/17/11!	W	70-41	(n)
----------	---	-------	-----

! NCAA Tournament

Illinois (0-2)

12/30/87	L	85-83	(h)
12/14/85	L	73-47	(n)

Illinois-Chicago (1-0)

12/16/89	W	70-41	(h)
----------	---	-------	-----

Illinois State (2-0)

11/28/14	W	95-44	(h)
3/22/90^	W	85-83	(n)

^ WNIT

Indiana (1-1)

12/5/08	L	69-54	(h)
11/25/06	W	79-70	(h)

IUPUI (1-0)

11/23/01	W	72-58	(h)
----------	---	-------	-----

Iona (1-0)

11/18/01	W	71-52	(h)
----------	---	-------	-----

ALL-TIME SERIES RESULTS

Iowa (0-4)

3/22/15!	L	88-70	(a)
3/24/13!	L	69-53	(a)
2/10/86	L	75-46	(a)
11/29/85	L	83-63	(n)

! NCAA Tournament

Jackson State (1-1)

12/1/06	W	77-50	(h)
12/29/81	L	71-45	(h)

Jacksonville (1-1)

12/6/14	W	65-36	(h)
11/13/07	L	72-64	(h)

James Madison (1-0)

1/4/90	W	72-53	(n)
--------	---	-------	-----

Kansas (0-2)

12/28/90	L	76-48	(h)
12/31/79	L	101-62	(h)

Kennesaw State (1-0)

11/12/10	W	93-39	(h)
----------	---	-------	-----

Kentucky (1-5)

12/1/01	L	60-57	(a)
12/19/00	W	74-59	(h)
3/23/90^	L	80-68	(n)
12/9/89	L	80-71	(n)
12/6/86	L	71-55	(h)
2/8/86	L	108-53	(a)

^ WNIT

Lamar (2-1)

1/11/85	W	89-54	(h)
12/2/83	W	71-62	(h)
1/1/80	L	78-56	(h)

Lawrence (1-0)

12/14/82	W	74-34	(h)
----------	---	-------	-----

Lehigh (1-0)

12/27/01	W	76-49	(h)
----------	---	-------	-----

Lipscomb (1-0)

1/1/11	W	91-52	(h)
--------	---	-------	-----

Long Beach State (1-0)

11/27/09	W	83-66	(h)
----------	---	-------	-----

LIU-Brooklyn (1-0)

1/17/95	W	74-59	(h)
---------	---	-------	-----

Longwood (1-0)

11/27/11	W	92-43	(h)
----------	---	-------	-----

Loyola Marymount (1-0)

12/29/04	W	78-67	(h)
----------	---	-------	-----

LSU (1-3)

12/29/14	W	76-71	(h)
12/19/07	L	63-52	(n)
1/10/86	L	54-94	(n)
1/16/85	L	62-67	(h)

Louisiana (1-0)

1/6/84	W	84-78	(n)
--------	---	-------	-----

Louisiana-Monroe (1-0)

12/16/11	W	103-39	(h)
12/30/85	L	88-62	(h)

Louisiana Tech (0-2)

3/5/87	L	76-58	(h)
1/25/86	L	81-40	(a)

Louisville (1-1)

1/25/15	L	68-55	(a)
1/11/89	W	59-58	(a)

Maine (1-2)

12/29/07	L	54-53	(h)
12/28/97	W	91-78	(h)
1/13/88	L	76-56	(a)

Manhattan (1-0)

11/24/95	W	74-66	(h)
----------	---	-------	-----

Manhattanville (1-0)

1/9/77	W	48-46	(h)
--------	---	-------	-----

Maryland (5-10)

2/13/14	L	67-52	(h)
1/10/13	L	84-62	(a)
2/12/12	W	76-74	(a)
1/12/12	W	75-63	(h)
2/10/11	W	83-75	(h)
1/21/10	W	80-77	(a)
3/1/09	L	89-65	(h)
1/31/08	L	90-50	(a)
1/10/07	L	111-53	(h)
2/1/06	L	88-77	(a)
2/17/05	L	70-65	(h)
3/21/04!	L	86-85	(n)
12/29/02	W	97-66	(h)
2/11/93	L	67-57	(a)
1/4/87	L	84-64	(n)

! NCAA Tournament

UMES (2-0)

11/27/04	W	88-64	(n)
1/14/87	W	82-61	(h)

Marymack (MO) (0-1)

1/3/76	L	63-53	(h)
--------	---	-------	-----

Massachusetts (2-0)

11/28/09	W	63-57	(h)
1/9/90	W	76-58	(a)

Memphis (1-1)

11/27/84	L	91-74	(a)
1/4/84	W	76-73	(h)

Mercer (5-2)

2/14/91	L	80-71	(a)
1/26/91	L	86-83	(h)
2/19/90	W	84-62	(h)
2/2/89	W	75-47	(a)
12/21/88	W	93-62	(h)
12/17/85	W	71-57	(h)
12/30/81	W	68-67	(h)

Miami-Dade Downtown (6-0)

2/10/77	W	67-45	(h)
1/13/77	W	75-56	(a)
2/3/76	W	71-38	(h)
1/22/76	W	74-54	(a)
1974-75	W	58-26	(h)
1974-75	W	65-21	(a)

Miami-Dade New World (11-0)

2/10/81	W	72-57	(a)
12/10/80	W	82-55	(h)
2/14/80	W	85-19	(n)
1/10/80	W	89-54	(h)
12/10/79	W	98-35	(a)
1978-79	W	81-63	(a)
1978-79	W	79-54	(n)
1978-79	W	52-35	(h)
2/17/78	W	54-41	(n)
2/13/78	W	67-41	(h)
1/16/78	W	63-57	(a)

Miami-Dade North (12-8)

2/23/81	W	58-48	(a)
1/22/81	W	80-60	(h)
2/15/80	W	55-52	(a)
12/8/79	W	90-66	(a)
12/1/79	W	77-56	(h)
1978-79	W	86-44	(a)
1978-79	W	97-61	(a)
1978-79	W	74-42	(h)

1/25/78	W	88-34	(a)
2/22/77	W	75-68	(h)
1/24/77	L	106-69	(a)
2/11/76	L	64-49	(a)
1/27/76	L	80-58	(h)
1974-75	L	54-46	(a)
1974-75	W	44-38	(h)
1974-75	L	65-49	(n)
2/18/74	L	38-36	(a)
2/13/74	W	29-23	(h)
2/22/73	L	47-36	(a)
1/9/73	L	37-21	(h)

Miami-Dade South (7-8)

2/3/81	L	63-60	(a)
12/2/80	W	75-51	(h)
2/28/80	L	60-57	(a)
12/11/79	W	84-71	(h)
1978-79	W	66-60	(h)
2/18/78	L	69-59	(n)
2/17/78	L	53-46	(a)
1/20/78	W	73-69	(h)
2/7/77	L	56-50	(a)
1/26/77	W	42-39	(h)
2/7/76	L	62-60	(n)
1/20/76	L	49-40	(a)
1974-75	W	60-52	(a)
2/12/74	W	48-47	(a)
2/8/73	L	56-26	(a)

Miami (OH) (2-0)

11/20/10	W	96-64	(h)
1/3/10	W	75-61	(a)

Michigan (2-2)

3/31/10^	W	76-59	(a)
11/19/07	L	65-50	(h)
12/3/06	L	60-55	(a)
12/28/89	W	72-64	(h)

^ WNIT

Michigan State (2-2)

12/1/11	W	76-60	(a)
12/29/90	L	79-73	(h)
12/19/86	L	63-52	(a)
12/30/84	W	78-68	(h)

Middle Tennessee (1-2)

11/17/14	L	53-48	(a)
11/15/13	L	61-55	(h)
12/30/80	W	80-74	(h)

Millikin (1-0)

1/2/83	W	66-62	(h)
--------	---	-------	-----

Minnesota (1-3)

12/30/01	L	80-65	(h)
11/28/87	L	76-72	(a)
12/22/86	W	77-64	(h)
12/05/13	L	74-67	(a)

Mississippi (4-3)

12/10/11	W	76-48	(h)
12/21/10	W	82-46	(a)
12/15/07	L	65-52	(h)
12/21/06	L	82-64	(a)
12/29/05	W	79-70	(h)
1/3/91	W	66-64	(n)
12/31/85	L	79-61	(h)

Mississippi State (0-1)

2/27/87	L	81-67	(n)
---------	---	-------	-----

Missouri (2-0)

11/30/13	W	74-68	(h)
1/5/85	W	82-81	(n)

Missouri State (1-0)

11/25/88	W	90-71	(n)
----------	---	-------	-----

ALL-TIME SERIES RESULTS

UMKC (1-1)

1/9/91	L	53-44	(a)
2/9/90	W	70-58	(h)

Monmouth (1-0)

11/28/86	W	82-73	(n)
----------	---	-------	-----

Montana (1-1)

12/16/06	W	55049	(h)
12/20/05	L	83-74	(a)

Morehead State (1-0)

11/22/03	W	93-54	(a)
----------	---	-------	-----

Morgan State (2-0)

12/28/13	W	80-42	(h)
12/30/10	W	74-47	(h)

Morris Brown (1-0)

11/25/02	W	111-44	(h)
----------	---	--------	-----

Murray State (2-0)

1/4/91	W	82-60	(n)
1/4/85	W	73-62	(h)

Nebraska (0-3)

11/17/10	L	99-85	(a)
12/5/09	L	76-71	(h)
12/30/82	L	76-74	(h)

New Hampshire (1-0)

12/28/00	W	70-61	(h)
----------	---	-------	-----

New Mexico (1-1)

12/29/13	W	67-50	(h)
3/22/03!	L	91-85	(n)

New Orleans (1-0)

11/26/84	W	77-57	(n)
----------	---	-------	-----

Niagara (1-0)

12/1/89	W	88-52	(h)
---------	---	-------	-----

Nicholls State (1-0)

11/24/06	W	85-42	(h)
----------	---	-------	-----

Norfolk State (1-0)

11/14/08	W	91-42	(h)
----------	---	-------	-----

North Carolina (6-13)

2/22/15	L	66-65	(h)
2/2/14	W	83-80	(a)
1/27/13	L	64-62	(h)
2/8/12	W	61-37	(h)
1/2/12	L	65-63	(a)
3/5/11*	L	83-57	(n)
2/13/11	W	78-66	(a)
2/4/10	W	80-69	(h)
2/29/09	L	90-76	(a)
2/21/08	L	79-61	(h)
2/18/07	L	93-70	(a)
1/9/06	L	90-57	(h)
3/5/05*	L	64-57	(n)
1/17/05	L	83-52	(a)
3/21/92!	W	86-72	(h)
2/29/88	W	75-69	(a)
1/29/87	L	89-71	(h)
11/25/83	L	77-65	(n)
1/17/81	L	75-61	(n)

* ACC Tournament ! NCAA Tournament

North Carolina A&T (2-0)

3/25/10^	W	84-77	(h)
12/28/05	W	104-65	(h)

^ WNIT

UNCG (1-0)

11/27/10	W	78-60	(h)
----------	---	-------	-----

NC State (8-10)

2/19/15	L	68-65	(a)
1/19/14	W	80-71	(h)
2/21/13	W	59-55	(a)
12/20/12	W	79-53	(h)
2/16/12	W	73-61	(a)
1/5/12	W	78-68	(h)
3/4/11*	W	93-85	(n)
1/27/11	W	84-77	(h)
2/14/10	L	66-64	(a)
1/22/09	W	72-60	(h)
2/14/08	L	51-45	(a)
2/24/07	L	77-53	(h)
1/26/06	L	83-77	(a)
2/14/05	L	71-68	(h)
1/20/05	L	73-59	(a)
12/19/99	L	80-60	(h)
11/26/83	L	60-54	(a)
1/16/81	L	97-50	(a)

* ACC Tournament

North Florida (4-0)

11/21/14	W	81-53	(h)
11/8/13	W	79-39	(h)
11/9/12	W	77-24	(h)
12/31/09	W	80-36	(h)

North Dakota State (1-0)

1/1/84	W	64-61	(h)
--------	---	-------	-----

Northern Illinois (1-1)

2/6/88	W	88-80	(h)
2/9/87	L	77-72	(a)

Northwestern (1-1)

11/21/01	W	86-69	(h)
11/24/00	L	56-48	(a)

Northwestern State (1-0)

12/3/88	W	92-89	(n)
---------	---	-------	-----

Notre Dame (4-15)

3/6/15*	L	77-61	(n)
1/8/15	W	78-63	(h)
1/23/14	L	79-52	(a)
2/25/04	L	93-58	(a)
1/28/04	L	59-50	(h)
1/11/03	W	80-70	(a)
1/2/02	L	69-65	(h)
2/20/01	L	81-54	(a)
1/22/00	L	76-54	(h)
3/5/00#	L	67-52	(a)
2/23/99	L	89-62	(a)
2/3/98	W	77-76	(h)
1/8/98	L	75-47	(a)
1/29/97	L	72-71	(h)
2/20/96	L	86-70	(a)
1/27/96	L	67-50	(h)
1/7/88	L	83-68	(h)
2/7/87	W	62-61	(a)
1/5/86	L	59-53	(h)

* ACC Tournament

BIG EAST Tournament

Oakland (3-0)

11/14/14	W	66-53	(h)
11/19/13	W	86-68	(a)
11/26/05	W	78-65	(h)

Ohio State (0-2)

12/27/86	L	79-75	(h)
12/17/82	L	91-63	(n)

Oklahoma (2-2)

3/22/11!	L	88-83	(n)
12/20/97	L	67-62	(a)
1/2/91	W	74-71	(n)
12/29/88	W	69-66	(h)

! NCAA Tournament

Oklahoma State (1-1)

12/19/98	W	62-60	(h)
3/15/89!	L	93-69	(a)

! NCAA Tournament

Old Dominion (0-3)

12/1/96	L	94-55	(a)
1/9/88	L	93-79	(h)
1/13/86	L	86-64	(a)

Oral Roberts (1-1)

12/19/96	W	69-49	(h)
12/17/79	L	68-58	(h)

Oregon (0-1)

11/26/04	L	79-73	(n)
----------	---	-------	-----

Penn (0-1)

1/01/14	L	67-66	(h)
---------	---	-------	-----

Penn State (1-0)

11/29/12	W	69-65	(h)
----------	---	-------	-----

Pepperdine (1-0)

2/26/84	W	67-43	(n)
---------	---	-------	-----

Pittsburgh (17-9)

2/1/15	L	81-66	(a)
3/2/14	W	67-54	(h)
1/17/04	W	77-68	(h)
1/22/03	W	79-76	(a)
2/2/02	W	77-61	(h)
2/17/01	W	96-69	(h)
1/30/01	L	84-74	(a)
2/29/00	W	80-60	(h)
1/10/99	L	63-61	(a)
1/2/99	W	75-60	(h)
1/24/98	W	72-55	(h)
3/1/97#	W	64-50	(n)
2/12/97	W	89-61	(h)
1/6/97	L	64-59	(a)
3/2/96#	L	52-49	(n)
12/22/95	W	73-63	(a)
2/1/95	W	54-50	(h)
1/7/95	L	73-61	(a)
3/5/94#	L	70-60	(n)
2/2/94	L	59-53	(h)
1/9/94	L	71-66	(a)
3/1/93	W	77-65	(h)
1/29/93	W	55-50	(a)
2/11/92	W	79-64	(h)
1/11/92	W	73-54	(a)
12/31/82	W	79-75	(h)

BIG EAST Tournament

Prairie View A&M (1-0)

11/17/11	W	107-26	(h)
----------	---	--------	-----

Portland State (1-0)

2/16/91	W	84-63	(h)
---------	---	-------	-----

Providence (18-6)

3/28/10^	W	73-65	(a)
3/2/04	W	81-62	(h)
1/20/04	W	86-67	(a)
2/22/03	W	77-64	(h)
2/23/02	L	69-64	(a)
1/17/01	L	77-60	(h)
2/12/00	W	71-66	(a)
1/13/99	W	85-63	(h)
2/10/98	W	90-79	(a)
12/6/97	W	97-70	(h)
1/12/97	W	60-56	(a)
1/31/96	W	74-73	(h)
1/4/96	L	81-60	(a)
2/25/95	L	76-72	(a)
1/21/95	W	80-78	(h)
2/23/95	L	78-62	(a)
1/3/94	W	65-63	(h)
3/8/93#	W	76-55	(a)
2/6/93	W	85-65	(h)
1/5/93	W	64-52	(a)
3/8/92#	W	82-70	(n)
2/16/92	W	95-69	(h)
11/13/92	W	87-83	(a)
12/28/83	L	70-60	(h)

^ WNIT # BIG EAST Tournament

ALL-TIME SERIES RESULTS

Purdue (2-3)

12/19/91	W	65-63	(h)
11/25/90	L	86-56	(a)
1/4/89	L	79-65	(a)
11/29/86	L	69-68	(n)
12/31/84	W	69-64	(h)

Quinnipiac (2-0)

12/28/09	W	93-48	(h)
11/29/02	W	87-56	(n)

Radford (2-0)

11/24/12	W	75-58	(h)
1/2/01	W	83-48	(h)

Rhode Island (0-2)

1/4/94	L	56-54	(n)
1/11/86	L	66-65	(n)

Rice (1-1)

3/12/99^	L	65-58	(a)
1/28/83	W	87-57	(n)
^ <i>WNIT</i>			

Richmond (2-1)

11/12/12	W	69-63	(a)
12/2/03	W	80-73	(h)
11/10/13	L	57-50	(h)

Robert Morris (1-0)

1/3/83	W	56-45	(h)
--------	---	-------	-----

Rutgers (8-13)

12/16/12	L	42-34	(a)
12/5/11	W	92-81 (2OT)	(h)
1/31/04	L	76-69	(h)
3/9/03#	W	77-74	(a)
2/4/03	L	65-56	(a)
1/26/02	W	65-55	(h)
1/5/02	W	67-53	(a)
1/27/01	L	39-37	(h)
1/5/00	L	65-45	(a)
2/28/99#	L	79-53	(a)
2/10/99	L	66-57	(h)
1/5/99	L	68-54	(a)
3/2/98#	L	81-62	(a)
1/8/98	L	77-65	(a)
2/5/97	W	49-41	(a)
12/8/96	L	57-44	(h)
1/17/96	W	58-45	(h)
12/8/91	W	72-53	(a)
12/8/90	L	67-57	(h)
1/28/89	L	97-64	(a)
2/4/84	W	63-58	(a)

BIG EAST Tournament

St. Bonaventure (1-0)

12/2/00	W	71-51	(h)
---------	---	-------	-----

St. Francis Brooklyn (1-0)

11/29/13	W	78-57	(h)
----------	---	-------	-----

St. John's (18-6)

2/10/04	W	85-74	(h)
1/3/04	W	79-60	(a)
2/8/03	W	69-54	(h)
1/23/92	W	68-51	(a)
2/14/01	W	80-43	(h)
1/13/01	W	67-51	(a)
1/8/00	W	68-47	(a)
2/20/99	W	83-51	(h)
12/30/98	L	76-72	(a)
1/17/98	W	72-60	(h)
1/25/97	W	71-48	(h)
12/4/96	L	61-44	(a)
2/3/96	W	62-54	(a)
2/11/95	W	60-56	(a)
1/14/95	L	73-63	(h)
1/30/94	L	68-67	(h)
1/15/94	W	80-72	(a)
3/6/93#	W	84-61	(n)
2/3/93	W	84-68	(a)

1/17/93	L	65-59	(h)
2/26/92	W	85-63	(h)
1/23/92	W	58-57	(a)
12/28/84	W	73-59	(h)
2/2/84	L	79-69	(a)

BIG EAST Tournament

St. Joseph's (1-1)

1/2/85	W	68-65	(h)
1/4/81	L	73-52	(a)

St. Mary's (0-1)

11/17/06	L	69-68	(a)
----------	---	-------	-----

St. Peter's (1-0)

3/17/93!	W	61-44	(h)
----------	---	-------	-----

! *NCAA Tournament*

Samford (1-0)

11/18/05	W	72-51	(h)
----------	---	-------	-----

San Diego State (1-0)

12/29/85	W	88-51	(h)
----------	---	-------	-----

San Francisco (1-0)

11/19/06	W	69-59	(a)
----------	---	-------	-----

Santa Clara (2-0)

11/29/08	W	60-44	(h)
11/15/06	W	85-83	(a)

Siena (1-0)

12/3/05	W	76-47	(h)
---------	---	-------	-----

Seton Hall (13-9)

2/21/04	W	81-43	(h)
2/26/03	L	78-71	(a)
1/19/02	W	56-54	(h)
2/10/01	L	69-61	(a)
3/4/00#	W	64-60	(h)
1/15/00	W	69-42	(a)
2/17/99	W	66-52	(a)
2/18/98	W	73-66	(h)
1/3/98	W	70-66	(a)
1/19/97	W	79-67	(h)
2/27/96	W	67-60	(h)
1/13/96	L	69-62	(a)
3/4/95#	L	66-50	(a)
2/21/95	L	82-65	(h)
12/22/94	L	72-44	(a)
2/10/94	L	82-46	(h)
1/13/94	L	93-50	(a)
2/27/93	W	72-60	(h)
1/3/93	L	73-59	(a)
3/7/92#	W	76-62	(n)
2/5/92	W	68-46	(h)
1/5/92	W	76-54	(a)

BIG EAST Tournament

South Alabama (0-1)

11/22/80	L	74-51	(n)
----------	---	-------	-----

South Carolina (0-2)

11/28/93	L	71-68	(n)
2/28/83	L	66-56	(h)

South Carolina State (0-1)

12/3/83	L	73-69	(h)
---------	---	-------	-----

Southern (1-0)

11/29/10	W	85-36	(h)
----------	---	-------	-----

USF (29-11)

11/25/11	W	92-72	(n)
11/25/03	W	62-55	(a)
11/22/02	W	60-49	(h)
11/27/01	L	76-68	(a)
12/16/00	W	73-51	(h)
11/20/97	W	55-52	(n)
11/23/96	W	58-30	(a)
12/1/95	W	73-68	(h)
12/3/94	L	74-65	(n)

3/3/90	W	72-59	(h)
1/18/90	W	89-72	(a)
3/4/89	L	85-82	(a)
1/14/89	W	77-74	(h)
3/6/88	W	76-60	(a)
1/31/87	W	82-71	(h)
2/14/87	W	80-61	(h)
1/17/87	L	684-62	(a)
3/1/86	W	53-48	(h)
2/15/86	W	82-59	(a)
1/25/85	W	91-65	(h)
12/7/84	W	68-62	(a)
1/20/84	W	88-68	(a)
12/7/83	W	81-64	(h)
2/12/83	L	64-63	(a)
12/11/82	W	75-63	(h)
1/16/82	W	60-48	(a)
11/23/81	W	87-52	(h)
2/26/81	W	69-47	(n)
1/9/81	W	59-41	(a)
11/24/80	W	78-60	(h)
2/21/80	W	84-77	(a)
2/2/80	W	72-55	(h)
1/26/80	L	81-76	(n)
1/19/80	W	84-72	(a)
1/20/79	L	72-33	(a)
2/22/79	L	85-45	(n)
1/27/78	L	84-47	(h)
1/28/77	L	59-46	(a)
2/27/76	L	71-46	(n)
2/6/76	W	59-52	(n)

Southern Illinois (1-0)

12/20/95	W	70-61	(h)
----------	---	-------	-----

SIU-Edwardsville (2-0)

2/7/10	W	85-60	(h)
2/4/09	W	83-72	(a)

SMU (0-1)

12/29/99	L	76-55	(h)
----------	---	-------	-----

Southern Miss (1-1)

12/18/07	W	63-56	(n)
3/5/81+	L	80-75	(a)

+ *AIAW Tournament*

Stephen F. Austin (0-1)

1/5/90	L	69-62	(n)
--------	---	-------	-----

Stetson (19-4)

3/20/14^	L	70-63	(h)
3/7/91	W	98-77	(n)
2/20/91	W	77-63	(a)
1/12/91@	W	112-74	(h)
1/13/90	W	88-69	(a)
2/13/89	W	69-63	(h)
2/8/88	W	67-63	(a)
1/21/87	W	77-65	(h)
2/16/85	W	77-46	(h)
1/2/85	W	68-58	(a)
2/11/84	W	80-62	(a)
1/28/84	W	79-52	(h)
1/7/84	W	89-54	(a)
2/5/83	W	83-61	(h)
1/14/83	W	77-64	(a)
3/4/82	W	75-60	(n)
2/6/82	W	75-67	(h)
1/15/82	W	95-65	(a)
2/14/81	W	70-58	(h)
2/8/80	L	72-50	(a)
1978-79	L	60-44	(a)
1978-79	L	66-57	(n)
2/6/77	W	74-59	(h)

^ *WNIT* @ *NWSAC Tournament*

Syracuse (18-7)

2/12/15	W	85-71	(a)
2/20/14	L	69-48	(h)
2/18/04	W	85-65	(a)
3/8/03#	W	77-64	(n)
1/25/03	L	62-59	(h)

HISTORY & RECORDS

ALL-TIME SERIES RESULTS

1/8/03	W	85-68	(a)	Tulsa (1-0)				2/5/02	L	72-60	(a)
1/16/02	W	75-71	(h)	11/29/14	W	69-57	(h)	1/7/01	L	64-51	(a)
2/24/01	L	62-61	(a)	UCLA (1-0)				<i>* ACC Tournament</i>			
2/26/00	W	66-64	(h)	12/18/14	W	74-67	(n)	Wake Forest (8-8)			
12/8/98	W	68-52	(h)	Upper Iowa (1-0)				2/26/15	L	60-59	(a)
2/7/98	W	58-56	(h)	1/6/80	W	70-39	(h)	2/23/14	W	72-64	(h)
1/6/98	L	87-75	(a)	Valparaiso (1-0)				1/4/14	W	84-53	(a)
2/22/97	W	64-53	(a)	12/18/93	W	77-59	(h)	1/24/13	W	79-78	(a)
2/17/96	W	84-60	(h)	Vanderbilt (1-1)				3/2/12*	L	81-74	(n)
1/20/96	L	69-60	(a)	12/29/03	W	79-57	(h)	1/26/11	W	64-39	(h)
2/18/95	W	67-65	(h)	3/26/92!	L	77-67	(n)	2/21/11	W	74-46	(h)
1/18/95	W	65-54	(a)	<i>! NCAA Tournament</i>				3/4/10*	L	66-65	(n)
2/20/94	L	58-41	(a)	Villanova (9-13)				1/17/10	L	67-64	(a)
1/19/94	W	59-62	(h)	1/7/04	W	58-55	(a)	2/1/09	L	78-69	(h)
2/3/93	W	60-40	(h)	3/10/03#	L	65-59	(n)	2/24/08	L	50-45	(a)
1/17/93	W	65-53	(a)	2/1/03	L	61-55	(h)	2/8/07	W	77-51	(h)
2/23/92	W	79-66	(a)	3/3/02#	L	68-49	(n)	1/5/06	W	79-71	(a)
1/21/92	W	74-52	(h)	1/29/02	L	80-52	(a)	1/9/05	L	78-63	(h)
12/27/90	W	68-53	(h)	2/27/01	L	60-59	(h)	11/27/93	L	74-65	(n)
12/30/88	L	78-62	(h)	1/26/00	L	44-34	(a)	1/8/83	W	81-65	(n)
<i># BIG EAST Tournament</i>				1/23/99	L	56-54	(a)	<i>* ACC Tournament</i>			
Tampa (5-1)				2/21/98	W	67-64	(h)	Washington (1-1)			
2/10/84	W	73-64	(a)	1/14/98	L	68-67	(a)	3/20/15!	W	86-80	(n)
12/17/83	W	82-57	(h)	2/2/96	W	70-56	(h)	12/29/89	L	85-68	(h)
12/18/82	W	77-68	(n)	2/10/96	L	51-47	(a)	<i>! NCAA Tournament</i>			
1/30/82	W	81-33	(h)	1/7/96	L	59-53	(h)	Weber State (1-0)			
1978-79	W	56-49	(a)	2/5/95	L	72-59	(h)	11/28/03	W	82-60	(n)
1/29/77	L	50-45	(a)	1/4/95	L	64-51	(a)	West Virginia (12-3)			
Temple (3-1)				2/6/94	W	64-60	(a)	2/28/04	W	82-74	(h)
1/2/00	W	64-44	(h)	1/6/94	W	64-40	(h)	2/15/03	L	100-84	(a)
11/28/89	W	79-73	(n)	3/7/93#	W	67-49	(n)	1/8/02	L	57-52	(a)
12/28/86	W	77-70	(h)	2/20/93	W	57-52	(a)	12/4/01	W	69-53	(h)
1/14/84	L	87-69	(n)	1/21/93	W	64-53	(a)	2/7/01	W	84-68	(h)
Tennessee (0-2)				3/1/92	W	84-67	(h)	2/15/00	W	77-55	(h)
11/18/12	L	79-67	(h)	1/26/92	W	75-50	(a)	2/5/00	W	70-50	(a)
11/15/11	L	92-76	(a)	<i># BIG EAST Tournament</i>				2/27/99#	W	86-69	(n)
UT Martin (0-1)				Virginia (7-8)				2/3/99	W	98-73	(h)
12/15/82	L	85-81	(n)	3/5/15*	W	62-52	(n)	2/24/98	W	90-69	(a)
Texas (1-2)				1/21/15	W	67-58	(h)	12/31/97	W	74-72	(h)
12/29/09	L	76-65	(h)	2/27/14	W	83-63	(a)	1/22/97	L	75-70	(a)
12/9/01	W	57-55	(n)	1/20/13	L	62-52	(a)	2/8/96	W	88-69	(a)
2/17/86	L	112-43	(a)	1/6/13	W	58-52	(h)	1/25/96	W	77-58	(h)
Texas A&M (2-0)				1/19/12	W	56-53	(a)	12/28/80	W	89-87	(h)
12/19/02	W	84-58	(h)	1/6/11	W	82-73	(a)	<i># BIG EAST Tournament</i>			
2/9/85	W	75-62	(a)	2/11/10	L	69-63	(h)	Western Illinois (1-0)			
TCU (1-0)				2/19/09	L	84-75	(a)	1/4/83	W	80-63	(h)
11/21/04	W	68-57	(h)	1/21/08	L	79-68	(h)	Western Kentucky (2-4)			
UT Rio Grande Valley (1-0)				2/4/07	L	73-60	(a)	1/21/01	L	82-75	(h)
11/11/11	W	83-37	(h)	3/22/06^	L	83-72	(a)	1/11/00	L	75-68	(a)
Texas State (1-0)				1/22/06	L	77-68	(h)	1/7/99	L	75-61	(h)
2/16/06	W	92-67	(h)	2/10/05	W	66-60	(a)	3/20/93!	L	78-63	(a)
Texas Southern (3-0)				12/28/87	L	78-69	(h)	1/2/84	W	65-58	(h)
12/18/92	W	98-41	(h)	<i>* ACC Tournament</i>				1/1/81	W	76-65	(h)
12/31/91	W	85-48	(h)	VCU (1-0)				<i>! NCAA Tournament</i>			
12/14/90	W	73-65	(h)	12/29/11	W	91-61	(h)	Western Michigan (2-0)			
Texas Tech (0-2)				Virginia Tech (14-6)				12/29/00	W	64-51	(h)
12/6/04	L	109-49	(n)	2/5/15	W	42-39	(h)	11/23/90	W	94-72	(a)
12/30/92	L	75-74	(h)	1/11/15	W	62-45	(a)	William & Mary (1-0)			
Toledo (3-1)				1/12/14	W	64-62	(a)	12/28/02	W	85-57	(h)
12/28/03	W	68-57	(h)	3/7/13*	W	45-39	(n)	Wisconsin (2-0)			
12/15/90	L	59-58	(h)	3/3/13	W	64-46	(a)	12/4/14	W	66-54	(h)
1/9/89	W	66-52	(a)	2/3/13	W	68-42	(h)	12/29/12	W	67-44	(h)
12/31/83	W	88-77	(h)	1/23/12	W	79-48	(h)	UW-Green Bay (1-1)			
Tulane (1-3)				1/9/11	W	69-56	(a)	11/16/08	L	63-61	(h)
12/19/14	L	70-65	(a)	1/24/10	L	73-69	(h)	11/30/02	L	83-72	(a)
11/28/99	L	75-66	(h)	2/12/09	W	59-56	(a)	UW-Milwaukee (2-0)			
11/22/98	L	63-56	(a)	2/11/08	L	81-73	(h)	11/28/07	W	73-70 (OT)	(a)
3/7/87	W	76-72	(h)	1/25/07	L	78-71	(a)	11/13/06	W	78-71	(h)
				1/29/06	W	77-62	(h)	Yale (2-0)			
				2/27/05	L	90-45	(a)	11/25/13	W	91-67	(h)
				2/6/05	W	78-67	(h)	12/28/01	W	75-46	(h)
				2/14/04	W	65-56	(a)				
				1/28/03	W	67-66	(h)				
				2/20/02	W	55-53	(h)				

YEAR-BY-YEAR COACHING RECORDS

Season	Coach	Overall	Conference	Record	Finish	Home	Away	Neutral	Postseason
1972-73	Barry Schimer	2-6	FAIAW	NA	5th	1-1	1-3	0-2	—
1973-74	Barry Schimer	6-3	FAIAW	NA	5th	2-0	4-1	0-2	—
1974-75	Barry Schimer	8-6	FAIAW	NA	2nd	3-0	3-2	2-4	—
1975-76	Shula Feuer	7-13	FAIAW	NA	5th	3-4	2-4	2-5	—
1976-77	Shula Feuer	9-11	FAIAW	NA	T-3rd	8-3	1-6	0-2	—
1977-78	Isabella Hutchinson	8-8	FAIAW	NA	5th	3-2	3-3	2-3	—
1978-79	Lin Dunn	10-13	FAIAW	NA	5th	5-3	4-5	1-5	—
1979-80	Lin Dunn	18-16	FAIAW	NA	T-3rd	9-7	7-6	2-3	—
1980-81	Lin Dunn	24-15	FAIAW	NA	1st	17-6	4-7	3-2	AIAW First Round
1981-82	Lin Dunn	19-10	FAIAW	NA	T-3rd	11-3	5-4	3-3	AIAW First Round
1982-83	Lin Dunn	14-13	—	—	—	8-5	3-5	3-3	—
1983-84	Lin Dunn	19-12	—	—	—	11-3	6-5	2-4	—
1984-85	Lin Dunn	21-7	—	—	—	16-1	4-4	1-2	—
1985-86	Lin Dunn	9-18	—	—	—	6-7	1-8	2-3	—
1986-87	Lin Dunn	15-15	—	—	—	9-6	3-4	3-5	—
1987-88	Ken Patrick	14-13	—	—	—	7-6	5-7	3-0	—
1988-89	Ferne Labati	21-8	—	—	—	11-1	7-7	3-0	NCAA First Round
1989-90	Ferne Labati	25-6	—	—	—	13-1	8-1	4-4	WNIT First Round
1990-91	Ferne Labati	20-10	NSWAC	9-3	1st	9-6	5-4	6-0	—
1991-92	Ferne Labati	30-2	BIG EAST	18-0	1st	17-0	11-1	2-1	NCAA Sweet 16
1992-93	Ferne Labati	24-7	BIG EAST	15-3	1st	13-3	9-4	2-0	NCAA Second Round
1993-94	Ferne Labati	10-17	BIG EAST	7-11	6th	7-5	2-8	1-4	—
1994-95	Ferne Labati	11-16	BIG EAST	8-10	6th	6-7	5-7	0-2	—
1995-96	Ferne Labati	14-13	BIG EAST	9-9	1st	10-6	4-6	0-1	—
1996-97	Ferne Labati	15-14	BIG EAST	8-10	T-2nd	8-5	5-8	2-1	—
1997-98	Ferne Labati	19-10	BIG EAST	13-5	2nd	12-1	5-8	2-1	NCAA First Round
1998-99	Ferne Labati	15-14	BIG EAST	9-9	T-6th	10-4	4-10	1-0	WNIT First Round
1999-00	Ferne Labati	14-15	BIG EAST	7-9	T-6th	9-7	4-6	1-2	—
2000-01	Ferne Labati	13-15	BIG EAST	6-10	T-8th	11-6	2-8	0-1	—
2001-02	Ferne Labati	19-12	BIG EAST	10-6	5th	12-3	5-8	2-1	WNIT First Round
2002-03	Ferne Labati	18-13	BIG EAST	8-8	7th	11-4	5-7	2-2	NCAA First Round
2003-04	Ferne Labati	22-7	BIG EAST	11-5	4th	12-2	7-3	3-2	NCAA First Round
2004-05	Ferne Labati	13-16	ACC	4-10	9th	9-5	2-9	2-2	—
2005-06	Katie Meier	17-13	ACC	6-8	6th	13-5	4-6	0-2	WNIT Second Round
2006-07	Katie Meier	11-19	ACC	2-12	11th	9-6	2-13	0-0	—
2007-08	Katie Meier	9-21	ACC	2-12	T-10th	6-13	2-6	1-2	—
2008-09	Katie Meier	13-17	ACC	2-12	T-10th	9-9	4-7	0-1	—
2009-10	Katie Meier	22-14	ACC	4-10	T-10th	13-6	9-7	0-1	WNIT Finals
2010-11	Katie Meier	28-5	ACC	12-2	T-1st	20-0	6-3	2-2	NCAA Second Round
2011-12	Katie Meier	26-6	ACC	14-2	2nd	16-0	9-5	1-1	NCAA Second Round
2012-13	Katie Meier	21-11	ACC	11-7	T-4th	15-3	5-7	0-2	NCAA First Round
2013-14	Katie Meier	16-15	ACC	8-8	8th	10-9	6-5	0-1	WNIT First Round
2014-15	Katie Meier	20-13	ACC	8-8	8th	15-3	2-9	3-1	NCAA Second Round
43 Seasons		689-508		211-189 (73-91 ACC)		425-177 (150-65 at BUC)	195-247	69-84	18 Postseasons (13-19) (10 NCAAAs: 5-10, Six WNITs: 8-7, Two AIAWs: 0-2)

Coaching Awards

Lin Dunn	1980-81 NSWAC Coach of the Year
Ferne Labati	1991-92 BIG EAST Coach of the Year
Ferne Labati	1991-92 Kodak/WBCA National Coach of the Year
Katie Meier	2010-11 ACC Coach of the Year
Katie Meier	2010-11 Associated Press National Coach of the Year
Katie Meier	2013 USA Basketball National Coach of the Year

Coaching Records All-Time Coaching Records (by Wins)

Name	Year(s)	Seasons	Record	Pct.
Ferne Labati	1988-05	17	303-195	.608
Katie Meier	2005-present	10	183-134	.577
Lin Dunn	1978-87	9	149-119	.556
Barry Schimer	1972-75	3	16-15	.516
Shula Feuer	1975-77	2	16-24	.400
Ken Patrick	1987-88	1	14-13	.519
Isabella Hutchinson	1977-78	1	8-8	.500

HURRICANE LETTERWINNERS

-A-	
Anderson, Sandra	1978-79
Archer, Selina	2010-11
Armour, Merren	1988-92
Audibert, Amy	2003-07
Arsova, Vera	2001-03
Athanas, Marecion	1972-73

-B-	
Baker, Debbie	1976-77
Barnes, Diane	2007-10
Barnhart, Beth	1995-99
Barnhart, Kathy	1974-75
Bell, Marci	1975-77
Bentoski, Pat	1979-80
Bjork, Sharon	1975-76
Blair, Briyana	2007-09
Blount, Gailyn	1972-75
Blue, Octavia*	1994-98
Bodley, Martha	1998-02
Bolton, Wendy	1972-73
Bowers, Vicki	1988-92
Bowie, Pat	1978-79
Bowles, Joani	1983-85
Brant, Regina	1985-87
Broussard, Chanivia*	2000-03
Brown, Maria	2010-14
Bullock, Chountelle	1986-89
Bullock, Sylvia	2008-12
Butler, Hope	1984-88

-C-	
Caffey, Chandra	1976-78
Capers, Jessica	2011-13
Castaneda, Jessie	1993-94
Castineira, Barbara	1976-80
Chiarelli, Ann	1972-73
Clark, Charmaine	2006-10
Clark, Dalia	1999-01
Clayton, Nanci	1985-90
Clement, Jeannine	1973-74
Collinson, Carly	1996-97
Colville, Julie	1985-86
Cunningham, LaToya	2005-09
Curtis, Marianne	2004-06

-D-	
Davenport, Erykah	2014-pres.
DelPrincipe, Laura	1983-84
Dennis, Caprice	2012-14
Denson, Brittany	2005-07
Dhahabu, Imani	2003-05
Dourney, Sue	1972-73
Drake, LaToya	2007-09
Drury, Shannon	1996-99

-E-	
East, Sue	1973-75
Edwards, Melissa	1985-89
Erman, Lisa	1981-83
Eskinazi-Budge, Selena	2004-06
Eyer, Sherri	1988-92

-F-	
Farber, Sue	1975-76
Farley, Margaret	1989-90
Faulkner, Maureen	1993-96
Feicht, Julie	1988-89
Fistel, Naomi	1973-74
Foote, Wendy	1974-78
Fowler, Kathryn	1998-02
Fuentes, Ana	1978-79
Fulmore, Cordelia	1983-85

-G-	
Gardner, Stephanie	2010-11
Gatlin, Rikiah	2008-09
Gering, Marjorie	1978-79
Grafentin, Debbie	1977-79
Graziani, Gina	1996-00
Greene, Nigia	2014-pres.
Grimsley, Albrey	2004-08

-H-	
Haight, Sue	1973-75
Hamilton, Sandra	1985-86
Harlow, Elaine	1986-90
Harmony, Robin*	1980-84
Hartlaub, Alicia	1999-03
Harris, Carla	1990-93
Harris, Gwen	1980-84
Harris, Keyanna	2014-pres.
Hartman, Sue	1976-80
Harvey, Loretta	1980-84
Hayek, Katie	2002-06
Hayes, Keyona	2012-pres.
Hebert, Jeannie*	1988-92
Henne, Jill	1993-97
Hester, Kathryn	2006-08
Hines, Saritta	1997-98
Hobgood, Tyler	2011-13
Holland, Allison	1977-79
Holmes, Jacquelyn	1972-74
Hope, Kym*	1995-99
Hotchkiss, Mandy	1976-77
Hunter, Dana	1979-83

-I-	
Iacoboni, Tessa	1995-98

-J-	
Jackson, Deborah	1979-80
James, Lamese	2004-06; 2007-09
James, Sheila	1998-02
James, Tamara*	2002-06
Johnson, Christi	1989-90
Johnson, Shenise	2008-12
Jones, Debbie	1972-74
Jones, JoJuana	2004-05
Jones, Lisa	1988-90
Jones, Shay	1992-93; 1994-96
Jordan, Jennifer	1994-96; 1997-99

-K-	
Knight, Melissa	2001-06
Kunczt, Belinda	1989-91

-L-	
Lavrinovich, Ann	1980-81
Lewman, Lori	1983-85
Lichtenwalner, Kristin	1981-85
Lusinski, Kim	1975-77

-M-	
Maggs, Marguerite	1978-79
Maik, Galia	1991-94
Mapp, Donna	1981-83
Marincic, Tatjana	2002-06
Marshall, Debbie	1980-85
Martin, Tania	1985-87
McCarthy, Carolyn	1981-83
McCormick, Yalonda	2001-05
McCray, Johonna	1980-81; 1982-83
McCrystal, Margaret	1976-79
McGarry, Ronnie	1990-94
McGraw, Toni	1987-88
McGuire, Suriya	2011-15
Melendez, Lisa	1991-92
Mendoza, Yasmin	1992-94
Metcalfe, Lauve	1972-73
Miller, Lynn	1972-73
Mitchell, Kathy	1978-79

Mitchell, Nickki	1992-94
Moore, Damisha	2007-09
Moss, Rochelle	1973-75
Motley, Adrienne	2013-pres
Mounts, Lorraine	1978-79
Mulkewicz, Nancy	1973-74
Mullin, Annette	1987-88
Murray, McChelle	1994-98
Murray, Sheron	1993-96

-N-	
Nagel, Bobbi	1975-76
Nando, Dona	1997-01
Nelson, Lori	1979-81

-O-	
Oates, Rachel	1997-98
Östh, Camilla	1997-01
Olson, Christine	1992-96
Osei, Lee Anna	2009-10

-P-	
Papuga, Amanda	1999-02
Phanord, Fallon	2001-05
Pier, Juli	1980-81; 1982-85
Plowden, Vicki*	1990-93
Poorman, Jill	1979-82
Poulin, Michelle	1974-75
Prather, Khaila	2014-pres.
Presswood, Shannon	2000-01

-Q-	
Quevedo, Laura	2014-15

-R-	
Rayam, Linda	1974-75
Reid, Maurita	2006-08
Richardson, Dottie	1976-77; 1978-81
Riinger, Holly	1992-93
Rivera, Maria	1984-88
Robinson, Heather	1994-95
Roos, Asa	1987-88
Roper, Nancy	1972-73
Rosales, Bianca	1997-98
Rubin, Barb	1974-77
Ruddell, Colleen	1984-88

-S-	
Saake, Meghan*	1999-03
Sadler, Eboni	2006-07
Sanderson, Anita	1973-74
Sands, Kim	1974-75
Santiago, Lynda	1974-76
Saunders, Krystal	2010-14
Savage, Frances*	1988-92
Schmid, Kate	1994-95
Schwittler, Tara	2013-14
Segall, Nancy	1976-78
Serra, Sue	1975-76
Shaw, Hannah	2009-10
Simcox, Tina	1975-76
Slover, Melinda	1973-74
Smiley, Toni	1984-88
Smith, Iris	1984-86
Smith, Ruth	1987-88
Smith, Tracey	1977-78
Sos, Marcella	1974-75
Sours, Ashley	2008-09
Sterling, Necole	2013-15
Stroman, Morgan	2009-13
Surowich, Liz	1976-77

-T-	
Taft, Laurie	1972-75
Tantillo, Mary	1990-93
Taylor, Joyce	1979-82
Taylor, Renee	2005-07
Thomas, Desma	1992-94; 1995-97
Thomas, Jessica	2013-pres
Thomas, Sue	1973-76
Thomasson, Erin	1985-87
Toomer, Tarla	1994-97
Trachten, Roberta	1977-78
Trifiro, Michelle	1974-76

-V-	
Vasciunaita, Vitalija	2007-2009

-W-	
Wade, Chris	1986-87
Wade, Linda	1983-84
Wagner, Nina	1991-95
Watson, Veronica	1992-94
Wells, Sandra	1979-80
Werb, Sue	1984-85
Whigham, Yolanda	2001-02
White, Betsy	1978-80
White, Christal	1998-00
Wilkins, Shaquana	2000-04
Wiley, Jean	1982-83
Williams, Carla	2006-08
Williams, Jassany	2013-15
Williams, Riquna	2008-12
Williams, Robin	1985-87
Williams, Shanel	2009-12
Wilson, Dellareese	1990-93
Wilson, Hutashi	2000-04
Wilson, Shawnice	2011-13
Wilson, Sylvia	1979-82
Wimes, Cassandra	1994-96; 1997-99
Wood, Tanya	1988-90
Woods, Michelle	2011-13; 2014-pres.
Woodson, Epiphany	2007-09
Wygall, Wynn	1972-73

-Y-	
Yderstrom, Stefanie	2009-13
Young, Cami	1992-94
Young, Tanya	1991-95

-Z-	
Zaltz, Rinat	1994-95

* ACC Legend (former Miami head coaches Lin Dunn and Ferne Labati are also ACC Legends)

RETIRED/HONORED NUMBERS

#11 MARIA RIVERA

1984-88

*1984 WBV Freshman All-American
1988 Kodak/WBCA Honorable Mention All-American
UM Sports Hall of Fame
Miami's all-time leader in field goals made
Second in scoring and steals, sixth in assists at UM
Only Hurricane to score 40-plus points multiple times*

As one of the most electric scorers ever to step on the court and play at the University of Miami, Maria Rivera left her mark at UM as a four-year standout with the Hurricanes. During her playing career from 1984-88, Rivera reached a level never before achieved at Miami and left UM as the school record holder in several categories, including career points with 2,358.

Rivera came to Miami by way of Canovana, Puerto Rico, where, at just the age of 14, she was named the 1978 Player of the Year by the Puerto Rican Olympic Committee before going on to star on the Puerto Rican 1979 and 1983 Pan American Teams.

From day one she showed an unprecedented desire to achieve at UM. Speaking only Spanish, Rivera borrowed \$2,000 dollars from a bank to enroll in an intense fast-paced English program to pass an English equivalency exam required to enroll at Miami, and just three months later she was on campus and playing for the Hurricanes.

Rivera averaged 18.7 points and 5.3 assists, leading the Hurricanes in scoring in 13-of-28 games in 1984-85, her first season at UM. That season she showed what lay ahead on several occasions, including a school-record setting performance against Lamar where she hit 10-of-11 shots from the field and a 33-point outing against Florida. Following the conclusion of the regular season, she was named to the Women's Basketball Yearbook Freshman All-America Team.

The following season she stepped up her game, averaging 21.4 points, 4.4 rebounds and 3.3 assists per game. Her 21.4 points per game was the second-highest single-season average in UM history and her 579 points was the third-highest ever at Miami.

Rivera's junior season was highlighted by yet another impressive scoring output, averaging 20.9 points, which ranked third all-time at UM just behind her previous season's mark. That season was full of memorable achievements, including a then-career high 38-point game in UM's opener against Monmouth, but none were more exciting than when she surpassed former Hurricane Sylvia Wilson to become Miami's all-time leading scorer.

Rivera also put together a memorable senior campaign. Needing 29 points to break former men's basketball legend Rick Barry's UM basketball record of 2,298 points, Rivera scored 30 points in the first half of a Feb. 25 contest with UCF en route to a then-school-record 41 points to become the University of Miami's all-time leading scorer in both men's and women's basketball.

Upon finishing her career with the Hurricanes, Rivera left as the school record-holder in 16 separate categories—including points (2,358), scoring average (21.1 ppg), steals (382) and field goals made (891) and attempted (1,931) to firmly ensure her place as one of the greatest basketball players to ever play at the University of Miami.

#24 FRANCES SAVAGE

1988-92

*1990 WNIT All-Tournament Team
1991 AP Second Team All-American
1991 Kodak/WBCA Honorable Mention All-American
1992 Sports Illustrated Player of the Year
1992 Kodak/WBCA First Team All-American
1992 BIG EAST Player of the Year
1992 BIG EAST Tournament MVP
1992 First Team All-BIG EAST
1992 BIG EAST Most Improved Player
UM Sports Hall of Fame
ACC Legend
Iron Arrow Society
Third in rebounding, fourth in scoring at UM*

Frances Savage is arguably one of the best players to ever don a uniform at the University of Miami. During her four-year career from 1988-91 Savage etched her name throughout the UM record books. She left as the school's second all-time leading scorer with 2,184 points and first all-time with a career 23.2 scoring average—despite missing all but two games of her senior season.

The 12th child of a household of 13 children, the Fort Lauderdale, Florida native averaged greater than 30 points per game during her senior season at Sunrise Piper High School and was named the Miami Herald's Broward Player of the Year in 1985 and 1987.

After drawing All-America honors as a high school standout, Savage chose to attend the University of Miami, but was forced to sit out her freshman season in 1987 while fulfilling academic requirements. Once her opportunity arose in 1988, Savage burst onto the scene at UM, scoring 32 points in her collegiate debut versus Southwest Missouri State—the most points scored by a Miami player in their opening game. She would go on to start and score double figures in all 29 games of the 1988 season, averaging 22.4 points and 9.2 rebounds per game.

As a preseason All-America candidate, Savage's junior season picked up where the 1988 season left off, scoring double figures in all 31 games that season while leading the team in points per game (23.6), rebounds per game (9.5), steals (71), free throw percentage (.786) and field goal percentage (.540). In 1990, Savage opened her senior season with back-to-back 30-point outings, but was lost for the year with a torn ACL suffered in just the second game of the season.

Granted a fifth year of eligibility, in 1991, Savage returned to score 31 points in her first start against in-state rival Florida. She tied the then-school record with 41 points in UM's win over Providence during the course of the Hurricanes' 30-game win streak.

Averaging 23.3 points and 10.6 rebounds per game, Savage helped lead the Hurricanes to the BIG EAST Championship title in only their first season in the conference and was named both the BIG EAST and Sports Illustrated Player of the Year, in addition to garnering Kodak/WBCA All-America honors.

Savage left UM as one of the most decorated athletes in school history, holding nine Hurricane records as well as finishing as the school's second all-time leading scorer, and has since been inducted into the UM Sports Hall of Fame and the University of Miami's "Iron Arrow" Society—the highest honor bestowed on an individual by the university.

#2 TAMARA JAMES

2002-06

*2003 Kodak/WBCA & AP Honorable Mention All-American
2004 Full Court Press Honorable Mention All-American
2004 First Team All-BIG EAST Selection
2005 Kodak/WBCA & AP Honorable Mention All-American
2005 First Team All-ACC Selection
2006 WBNS Second Team All-American
2006 Full Court Press Third Team All-American
2006 First Team All-ACC Selection
UM Sports Hall of Fame
ACC Legend
Three-time conference scoring champion
Miami's all-time leader in scoring
Seventh in rebounding and steals at UM*

From day one at the University of Miami, Tamara James made her mark as one of the top basketball players in program history. One of the country's most prolific players in her four collegiate seasons, James averaged 20.4 points per game and finished her career as Miami's all-time leading scorer with 2,406 points.

A standout guard at South Broward High School, James was ranked 14th in the nation by All-Star Girls Report in her senior season, which saw her average 21 points and 11 rebounds per game. She was named the Florida State Player of the Year in 2002.

James was a McDonald's All-American, Fourth Team Parade All-American and Nike All-American in high school before choosing to attend the University of Miami, where she helped turn the program into one of the nation's best. She recorded one of the best freshman seasons in UM history, becoming the only freshman in BIG EAST history to lead the league in scoring, with an average of 21.0 points per game. This total ranked her 12th nationally and seventh in Miami history. She scored double figures in 30 of 31 games played in the 2002-03 season.

Selected to the All-BIG EAST Preseason First Team, James' sophomore season continued in much the same fashion. She became the 17th player in UM history to reach 1,000 points, finishing the season ranked 14th in program history with 1,114. She scored a career-high 37 points in a win against Eastern Kentucky, and 22 points in 25 minutes in a win against Seton Hall. She earned All-BIG EAST First Team honors and was named BIG EAST Player of the Week twice on the season.

With Miami's move to the ACC in time for the 2004-2005 season, James became the second player in NCAA history to lead two major conferences in scoring. She led the Hurricanes in nearly every statistical category during her junior season, including field goals made (242), three point percentage (.328), rebounding (6.9 rpg) and average minutes played (36.1), and helped the Hurricanes to an NCAA Tournament berth.

In her senior season, James led the ACC in scoring with an average of 21.5 points per game and helped earn Miami a place in the WNIT Tournament in 2006. She passed UM Hall of Famer Maria Rivera's all-time scoring record as she netted 32 points against Florida International. During James' career, the Hurricanes earned a 70-47 record.

James not only left UM as the all-time leading scorer, but she also holds the all-time school records in free throws made and free throws attempted in addition to ranking in the top three all-time in nine different categories. She was the first-round draft pick of the WNBA's Washington Mystics in 2006 and has since played overseas for teams in Israel, Turkey and Spain. She was chosen as a member of the ACC Women's Basketball Legends Class of 2012.

