

IT'S ALL ABOUT THE U

ACADEMICS • LIFE • ATHLETICS



NATIONAL CHAMPIONS 1983, 1987, 1989, 1991, 2001

Assoc. AD for Communications Chris Freet (c.freet@miami.edu); Rob Dunning (rdunning@miami.edu); Bryan Harvey (bharvey@miami.edu)
Sports Media Relations, University of Miami, 5821 San Amaro Drive, Coral Gables, FL 33146
(305) 284-3244, (305) 284-2807 FAX, www.hurricanesports.com

MIAMI (7-5 OVERALL, 5-3 ACC)

| Date | Opponent (TV) | Time/Result |
|----------------|--------------------------------|---------------|
| Sept. 2 | FLORIDA A&M (ESPN3.com) | W, 45-0 |
| Sept. 11 | at (2/2) Ohio State (ESPN) | L, 36-24 |
| Sept. 23 | at Pittsburgh (ESPN) | W, 31-3 |
| Oct. 2 | at Clemson* (ESPN2) | W, 30-21 |
| Oct. 9 | (23/24) FLORIDA STATE* (ABC) | L, 45-17 |
| Oct. 16 | at Duke* (ESPN3.com) | W, 28-13 |
| Oct. 23 | NORTH CAROLINA* (ESPN2) | W, 33-10 |
| Oct. 30 | at Virginia* (ESPN) | L, 24-19 |
| Nov. 6 | MARYLAND* (ESPNU) | W, 26-20 |
| Nov. 13 | at Georgia Tech* (ACC Network) | W, 35-10 |
| Nov. 20 | (14/15) VIRGINIA TECH* (ESPN) | L, 31-17 |
| Nov. 27 | USF (ESPNU) | L, 23-20 (ot) |
| Dec. 31 | vs. Notre Dame (CBS) | 2 p.m. |

*ACC game; all times Eastern; Coaches poll rankings second ()

NOTRE DAME (7-5 OVERALL)

| Date | Opponent | Time/Result |
|----------------|-------------------|---------------|
| Sept. 4 | PURDUE | W, 23-12 |
| Sept. 11 | MICHIGAN | L, 28-24 |
| Sept. 18 | at Michigan State | L, 34-31 |
| Sept. 25 | (16/17) STANFORD | L, 14-37 |
| Oct. 2 | at Boston College | W, 31-13 |
| Oct. 9 | PITTSBURGH | W, 23-17 |
| Oct. 16 | WESTERN MICHIGAN | W, 44-20 |
| Oct. 23 | vs. Navy | L, 35-17 |
| Oct. 30 | TULSA | L, 27-28 |
| Nov. 13 | (14/15) UTAH | W, 28-3 |
| Nov. 20 | vs. Army | W, 27-3 |
| Nov. 27 | at USC | W, 20-16 |
| Dec. 31 | vs. Miami | 2 p.m. |

All times Eastern; Coaches poll rankings second ()

2010 STATISTICAL COMPARISON

| Offense | Notre Dame | Miami |
|-----------------------|------------|------------|
| Scoring | 309 | 325 |
| Points per game | 25.8 | 27.1 |
| First Downs | 238 | 268 |
| Rush-pass-pen | 79-146-16 | 117-133-18 |
| Total offense | 4539 | 5071 |
| Average per play | 5.5 | 5.8 |
| Average per game | 378.2 | 422.6 |
| Rushing yards | 1450 | 2285 |
| Yards per rush | 4.0 | 4.9 |
| Yards per game | 120.8 | 190.4 |
| Passing yards | 3089 | 2786 |
| Pass comp.-att.-int. | 270-452-16 | 214-403-23 |
| Yards per attempt | 6.8 | 6.9 |
| Yards per completion | 11.4 | 13.0 |
| Yards per game | 257.4 | 232.2 |
| Completion pct. | 59.7 | 53.1 |
| Defense | | |
| Total points allowed | 246 | 236 |
| Points per game | 20.5 | 19.7 |
| First downs allowed | 215 | 196 |
| Rush-pass-pen | 92-110-13 | 96-84-16 |
| Total offense allowed | 4238 | 3806 |
| Yards per game | 353.2 | 317.2 |
| Rushing yards allowed | 1767 | 2050 |
| Yards per carry | 4.0 | 4.1 |
| Yards per game | 147.2 | 170.8 |
| Pass yards allowed | 2471 | 1756 |
| Pass comp.-att.-int. | 247-399-14 | 148-299-16 |
| Yards per attempt | 6.2 | 5.9 |
| Yards per completion | 10.0 | 11.9 |
| Yards per game | 205.9 | 146.3 |



NOTRE DAME FIGHTING IRISH

Head Coach
Brian Kelly
Kelly's Career Record:
7-5 (First season at ND)
60-27 (Seventh season in FBS)
vs. Miami
0-0
Last Game
Notre Dame 20, USC 16

2010 STATISTICAL LEADERS

Rushing - Att. / Yds / TDs
C. Wood - 107 / 522 / 2

Passing - C / A / I / Yards / TDs
D. Crist - 174 / 294 / 7 / 2,033 / 15

Receiving - C / Yards / TDs
M. Floyd - 73 / 916 / 10

Tackles - UA / A / Total
M. Te'o - 65 / 62 / 127

MIAMI HURRICANES

Interim Head Coach
Jeff Stoutland
Stoutland's Career Record:
0-0 (First career game as HC)
vs. Notre Dame
0-0
Last Game
USF 23, Miami 20 (OT)

2010 STATISTICAL LEADERS

Rushing - Att. / Yds / TDs
D. Berry - 181 / 865 / 5

Passing - C / A / I / Yards / TDs
J. Harris - 144 / 263 / 12 / 1,756 / 14

Receiving - C / Yards / TDs
L. Hankerson - 66 / 1,085 / 12

Tackles - UA / A / Total
C. McCarthy - 45 / 60 / 105

GAME 13 INFORMATION

Date: Friday, Dec. 31, 2010
Location: Sun Bowl Stadium / 74,916 / Grass
El Paso, Texas
Kickoff: 2 p.m. (ET)

CBS

Vern Lundquist (play-by-play)
Gary Danielson (color)
Tracy Wolfson (sidelines)

LOCAL RADIO

560 WQAM (www.wqam.com)
Joe Zagacki (play-by-play)
Don Bailey Jr. (color)
Josh Darrow (sidelines)

1450 ESPN Deportes En Español

Joe Pujala (play-by-play)
Joe Martinez (color)

WEBSITES

Miami: www.hurricanesports.com
Miami Blog: www.thefootball.com
USF: www.und.com

SOCIAL MEDIA

Twitter: Twitter.com/HurricaneSports
Facebook: Facebook.com/MiamiHurricanes

UNIVERSITY OF MIAMI



► On June 10, 2009, the split-U proudly worn by Hurricanes student-athletes was chosen to represent the entire university as its new, bold graphic identity mark. One of the most recognized collegiate athletic brands in the nation, the orange and green "U" is now used to promote the university's world-renowned academic and health programs and will be incorporated into a full range of uses.

'CANES AND IRISH RENEW CLASSIC RIVALRY IN HYUNDAI SUN BOWL

Miami (7-4, 5-3 ACC) has accepted an invitation to play Notre Dame (7-5) in the nation's second-oldest bowl game. The 'Canes and Irish will meet in the 77th annual Hyundai Sun Bowl on Friday, Dec. 31, 2010, in El Paso, Texas. The Hyundai Sun Bowl will be televised nationally by CBS with kickoff set for 2 p.m. EST from Sun Bowl Stadium.

"The University of Miami is honored to accept the invitation to the Hyundai Sun Bowl," UM Director of Athletics Kirby Hocutt said. "The Sun Bowl and the people of El Paso have a reputation for first-class hospitality and service to the student-athlete experience during bowl week. I don't think we could have asked for a more attractive opponent than Notre Dame. Our two Universities have a great history on the gridiron and will be a nice prelude to our upcoming three-game series."

The Hurricanes are making their third-straight postseason bowl appearance and 36th overall. The matchup versus Notre Dame will mark the 'Canes first trip to the Hyundai Sun Bowl. Miami is 7-15-1 all-time versus the Fighting Irish, with the last meeting coming in 1990 when Notre Dame defeated Miami, 29-20, in South Bend. This will be the first meeting of the two teams in the postseason.

► "This is one of those situations where the history speaks for itself," stated Miami interim head coach Jeff Stoutland. "We have two great programs that have a rich football tradition and we are playing in the second-oldest bowl on national television."

Miami is 19-16 in its 35 previous bowls and 6-4 in its last 10. The Hurricanes have lost their last two postseason games, with UM's last bowl victory coming against Nevada, 21-20, in the 2006 MPC Computers Bowl.

During the summer of 2010, the 'Canes and Irish agreed to a three-game series that will begin in 2012 in Chicago. Miami will visit South Bend in 2016 and Notre Dame will come to Sun Life Stadium in 2017.

Miami will be led in the game by All-America wide receiver Leonard Hankerson, who is having arguably the best season for a wide receiver in school history. Hankerson has pulled in a school-record 12 receiving touchdowns while also becoming the first player in school history to record 2,000 receiving yards in a career and 1,000 yards in a single season. Hankerson has caught at least one touchdown in nine of Miami's 12 games thus far.

Covering THE CANES

Interviews with players and coaches must be arranged at least 24 hours in advance. Practices are open to the media from the start through the second period after stretch. Interim head coach Jeff Stoutland and select student-athletes will address the media following each practice.

MIAMI FOOTBALL MEDIA RELATIONS

| | |
|----------------|------------------------------------|
| Chris Freet | Associate AD/Communications |
| LaTonya Sadler | Associate Communications Director |
| Rob Dunning | Assistant Media Relations Director |
| Bryan Harvey | Assistant Media Relations Director |
| Phone | (305) 284-3244 |
| Fax | (305) 284-2807 |

Sun BOWL WEEK SCHEDULE

Sunday, Dec. 26

Team departs for El Paso at 1 p.m. ET
Team arrives in El Paso at 3 p.m. MT

Monday, Dec. 27

Practice, 10:15 - 12 p.m. MT at Burges HS
(Stoutland and players available after)

Tuesday, Dec. 28

Practice, 10:15 - 12 p.m. MT at Burges HS
(Stoutland and players available after)

Wednesday, Dec. 29

Practice, 10:15 - 12 p.m. MT at Burges HS
(Stoutland and players available after)

Thursday, Dec. 30

Walk-through
NO MEDIA AVAILABILITY

Friday, Dec. 31

Sun Bowl, 2 p.m. MT
(Stoutland and players available after)
Team returns to Miami

The MIAMI-NOTRE DAME SERIES

- ▶ Miami is 7-15-1 all-time against Notre Dame, but has won five of its last seven meetings with the Irish.
- ▶ The series opened in 1955, with the Irish beating the 'Canes 14-0 in the Orange Bowl.
- ▶ From there, Miami won the next meeting in 1960 (28-12), the two teams tied 0-0 in 1965 before Notre Dame won 11 straight meetings from 1967 to 1980. From 1981 to 1989, Miami went 6-2 before the Irish won the last meeting, 29-20, in 1990.

A 'CANES WIN OVER THE IRISH WOULD...

- ▶ Give Jeff Stoutland his first career win as a head coach.
- ▶ Give Miami at least eight wins for the second straight season.
- ▶ Give Miami wins in six of its last eight meetings with Notre Dame.

Stoutland TO SERVE AS INTERIM COACH

- ▶ Jeff Stoutland was named interim head coach of the Hurricanes on Nov. 28, 2010. He is in his fourth year as Miami's offensive line coach.
- ▶ As one of the nation's most respected line coaches, his lines at Miami, Michigan State and Syracuse are well known for their outstanding run-blocking.
- ▶ His offensive linemen earned All-ACC weekly honors five times in 2010, while the 'Canes have rushed for more than 200 yards in five of their last seven games. Guard Brandon Washington earned first team All-ACC honors this year, while tackle Orlando Franklin earned second team honors. Stoutland has also overseen the development of freshman All-America candidate Seantrel Henderson.
- ▶ Prior to his time at Miami, Stoutland spent seven seasons as the offensive line coach at Michigan State, following three years as an assistant coach at Syracuse and four years at Cornell.

The COACHES

- ▶ Jeff Stoutland is in his fourth season as Miami's offensive line coach. He was named interim head coach on Nov. 28, 2010. Brian Kelly is in his first season at Notre Dame and his seventh as a head coach at at FBS program after stops at Central Michigan and Cincinnati.

Al GOLDEN IS MIAMI'S NEW LEADER

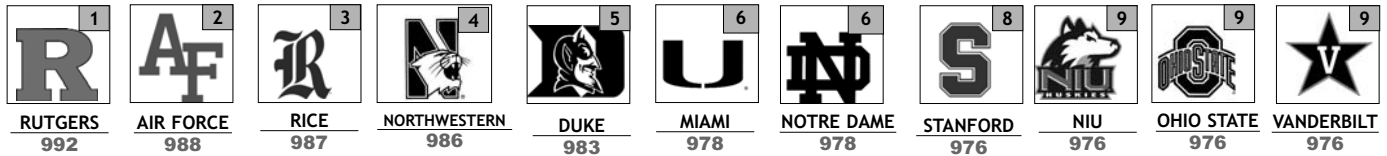
- ▶ University of Miami Director of Athletics Kirby Hocutt announced the hiring of Al Golden as the University of Miami's head football coach on Dec. 12. Golden is the 22nd head coach in program history and leaves a resurrected Temple program to take the helm at Miami.
- ▶ "From the beginning of this process, one candidate stood above the rest as the right fit for the University of Miami," said Director of Athletics Kirby Hocutt. "We are proud to welcome Al Golden to The U. His desire, leadership, communications skills and preparedness stood above the rest and he is the right man to meet the championship expectations of this program."
- ▶ Golden was officially introduced to the Miami Hurricane fans during a press conference on Dec. 13 at the Newman Alumni Center on the University of Miami's campus.
- ▶ Over five seasons at Temple, Golden took the Owls to unprecedented heights. Before his arrival, TU had just two winning seasons since 1980 and had only won 22 percent of its games over the previous 30 years.
- ▶ After taking over the Owls, who went 0-11 the season prior to his arrival, Golden has led his team to a 17-5 record over the last 22 regular season games, including a 2010 defeat of BIG EAST champion and Fiesta Bowl participant Connecticut.
- ▶ The 41-year-old owns a 27-34 career record, which includes a 9-4 mark in 2009, and an 8-4 mark in 2010. He was able to lead the Owls to two winning seasons, which is exactly half of their total over the 26 years prior.
- ▶ Golden has not only infused life into the win column at Temple, but he has done wonders in the academic area. The Owls had an APR score of 858 four years ago and that has sky-rocketed to 926. He also has spiked the Graduation Success Rate from a low of 47 percent to the current high total of 56 percent.

Golden MAKES FIRST HIRES


- ▶ As of Dec. 21, head coach Al Golden has hired six assistant coaches and two administrators to his first staff at the University of Miami.
- ▶ On Dec. 16, former Temple defensive coordinator Mark D'Onofrio, defensive line coach Jethro Franklin and defensive backs coach Paul Williams joined the Miami staff in a limited capacity for the remainder of the calendar year.
- ▶ Three days later, Golden announced that assistant coaches Micheal Barrow, Aubrey Hill and Jeff Stoutland have joined his first Hurricanes' staff. Barrow will coach linebackers, Hill will serve as the wide receivers coach and recruiting coordinator while Stoutland will coach the offensive line.
- ▶ The announcement of Barrow, Hill and Stoutland being added Golden's staff does not necessarily rule out the possibility of other current Miami assistants joining his staff at a later date.
- ▶ Also on Dec. 16, Golden also announced the hiring of Tom Deahn to the Director of Football Operations and Ryan McNamee to the role of Director of Player Development. Deahn and McNamee both filled the same role with Golden at Temple.

UACADEMICS

'Canes IN THE FOOTBALL ACADEMIC PROGRESS REPORT SCORES



► Miami's APR score in 2010 ranked 6th nationally with a score of 978. The score was the highest among all Florida institutions and second highest in the Atlantic Coast Conference.



'Canes ONLY ONE IN TOP 25

► The University of Miami was recognized in May as the only school in the FBS to post a multi-year APR score in the top-10 percent as well as finish 2009 ranked in both the Coaches and the AP polls.

'Canes IN THE CLASS ROOM

► Of the 16 seniors on this year's squad, 10 have already earned degrees, while the remaining six are all on course to graduate in May of 2011. Matt Boshier, Graig Cooper, Joel Figueroa, Richard Gordon, Pat Hill, Ryan Hill (double major), Josh Holmes, Colin McCarthy, Cory Nelms and Kylan Robinson have already earned degrees from the University of Miami.

► Overall University of Miami Athletics has an 86% Graduation Success Rate (GSR), the highest GSR ever and up from 82% in 2009. 83% in 2007 was our previous high.

► In May, Miami was recognized as being the only Bowl Championship Subdivision (BCS) team among 26 schools nationally that posted a multi-year APR score in the Top 10 percent in addition to finishing the 2009 season ranked in both the USA Today Coaches poll and Associated Press poll.

► 136 University of Miami student-athletes had a 3.0 GPA or higher following the Spring 2010 semester.

GSR SCORES SHOW CONTINUED SUCCESS AT UM

► In what is becoming an annual upward trend, student-athletes at the University of Miami continue to excel in the classroom at a record pace. The NCAA announced the Graduation Success Rates (GSR) for all member institutions two weeks ago and Miami established a new athletics department-wide record with a GSR of 86 percent.

► Last year, the athletics department-wide GSR was 82 percent and the previous high was set at 83 percent in 2007.

The Athletics Department has exceeded the NCAA average for GSR in each of the last six years.

Miami Compared to the NCAA

| | 2005 | 2006 | 2007 | 2008 | 2009 | 2010 |
|-------|------|------|------|------|------|------|
| MIAMI | 77% | 78% | 83% | 81% | 82% | 86% |
| NCAA | 76% | 77% | 77% | 78% | 79% | 79% |

Shalala RECOGNIZED

► University of Miami President Donna E. Shalala has been earned several points of distinction in recent months for her leadership at Miami and her efforts as a humanitarian.

► On Sept. 17, Shalala was awarded the 2010 Nelson Mandela Award for Health and Human Rights. The award recognizes Shalala for her dedication to advancing access to health care in the United States and for helping disadvantaged people around the world, as well as for her special commitment to ending apartheid and developing democracy in South Africa.

► More recently, Shalala was named to the National Football Foundation & College Hall of Fame (NFF) national board of directors on Nov. 30. Shalala and Roger T. Staubach were added to the impressive list of leaders that serve on the national board, including Chairman Archie Manning, President & CEO Steven J. Hatchell, Vice Chairman Clayton I. Bennett, Vice Chairman J. Murry Bowden, and Vice Chairman George M. Weiss.



MATT BOSHER



GRAIG COOPER



JOEL FIGUEROA



RICHARD GORDON



PAT HILL



RYAN HILL



JOSH HOLMES



COLIN MCCARTHY



CORY NELMS



KYLAN ROBINSON

ACC BOWL SCHEDULE

► Here is a listing of every bowl game involving an ACC team this season.

Advocare V100 Independence Bowl

Georgia Tech at Air Force
Monday, Dec. 27, 5 pm (ESPN2)
Independence Stadium (49,147), Shreveport, La.

Champs Sports Bowl

NC State at West Virginia
Tuesday, Dec. 28, 6:30 pm (ESPN)
Florida Citrus Bowl (65,438), Orlando, Fla.

EagleBank Bowl

Maryland vs. East Carolina
Wednesday, Dec. 29, 2:30 pm (ESPN)
RFK Stadium Field (45,000), Washington, D.C.

Franklin American Mortgage Music City Bowl

North Carolina vs. Tennessee
Thursday, Dec. 30, 6:30 pm (ESPN)
LP Field (67,000), Nashville, Tenn.

Meineke Car Care Bowl

Clemson vs. USF
Friday, Dec. 31, 12 pm (ESPN)
Bank of America Stadium (73,667), Charlotte, N.C.

Hyundai Sun Bowl

Miami vs. Notre Dame
Friday, Dec. 31, 2 pm (CBS)
Sun Bowl Stadium (50,426), El Paso, Tex.

Chick-fil I-A Bowl

Florida State vs. South Carolina
Friday, Dec. 31, 7:30 pm (ESPN)
The Georgia Dome (71,147), Atlanta, Ga.

Discover Orange Bowl

Virginia Tech vs. Stanford
Monday, Jan. 3, 8 pm (ESPN)
Sun Life Stadium (72,230), Miami Gardens, Fla.

Kraft Fight Hunger Bowl

Boston College vs. Nevada
Sunday, Jan. 9, 9 pm (ESPN)
AT & T Park (40,184), San Francisco, Calif.

‘Canes AMONG THE NATION’S BEST IN CREATING TURNOVERS

► The University of Miami ranks in a tie for 17th nationally and ninth among BCS programs in having created 28 turnovers this season.

MOST TURNOVERS GAINED AMONG BCS TEAMS

| Nat'l Rank | School | Turnovers Gained |
|------------|----------------|------------------|
| 2 | Oregon | 35 |
| 4 | Boston College | 30 |
| | Oklahoma | 30 |
| | Oklahoma State | 30 |
| | Virginia Tech | 30 |
| 13 | Connecticut | 29 |
| | Ohio State | 29 |
| | Stanford | 29 |
| 17 | MIAMI | 28 |
| | LSU | 28 |

‘Canes IN THE NATIONAL RANKINGS

► Several Hurricanes are ranked among the nation's elite statistically after 12 weeks of college football:

| Player | Statistic | Avg. | National Rank |
|-------------------|------------------|-------|---------------|
| Leonard Hankerson | Receiving | 90.42 | 16th |
| Matt Bosher | Punting | 44.25 | 18th |
| Sean Spence | Tackles for Loss | 1.33 | t-19th |
| Colin McCarthy | Tackles | 9.64 | 25th |
| Leonard Hankerson | Receptions | 5.50 | t-34th |
| Allen Bailey | Sacks | .58 | t-49th |
| Damien Berry | Rushing | 78.64 | 56th |

Cooper NOW THIRD IN ALL-TIME YARDAGE

► Senior running back Graig Cooper is currently third in school history in career all-purpose yardage. Cooper, who now has 3,823 career all-purpose yards, passed Edgerrin James (3,590) with his 39 yards at Virginia and now trails only Santana Moss (4,394) and Ottis Anderson (4,265) for most all-time in UM history.

TOP 10 ALL-PURPOSE YARDS IN UM HISTORY

| Rank | | Rush + Rec + Return | Yards |
|------|-----------------------------|--------------------------|--------------|
| 1 | Santana Moss (97-00) | 277 + 2546 + 1196 | 4,394 |
| 2 | Ottis Anderson (75-78) | 1,266 + 47 + 395 | 4,265 |
| 3 | Graig Cooper (07-pr) | 2387 + 402 + 1079 | 3,864 |
| 4 | Edgerrin James (96-98) | 2960 + 595 + 35 | 3,590 |
| 5 | Eddie Dunn (36-38) | 1778 + 32 + 1666 | 3,476 |
| 6 | Chuck Foreman (70-72) | 1631 + 732 + 992 | 3,355 |
| 7 | James Jackson (96-00) | 2953 + 278 | 3,231 |
| 8 | Tom Sullivan (69-71) | 1,541 + 332 + 1132 | 3,005 |
| 9 | Alonzo Highsmith (83-86) | 1914 + 977 + 44 | 2,935 |
| 10 | Mark Rush (79-82) | 760 + 989 + 1,066 | 2,815 |

► Not only is Cooper among the all-time leaders in all-purpose yards, but he currently ranks fifth in school history with 2,367 career rushing yards.

MIAMI’S CURRENT TOP 10 CAREER RUSHING YARDAGE LEADERS

| | |
|------------------------|--------------|
| 1. Ottis Anderson | 3,331 |
| 2. Edgerrin James | 2,960 |
| 3. James Jackson | 2,953 |
| 4. Clinton Portis | 2,523 |
| 5. Graig Cooper | 2,387 |

2010 HURRICANES RADIO NETWORK

Miami football games can be heard throughout the state of Florida on the Hurricane Sports Network, anchored by WQAM (560 AM). The games are also broadcast in Spanish on 1450 ESPN Deportes (1450 AM).

FLAGSHIP STATIONS

| | |
|-----------------------|-------------------------|
| Miami/Fort Lauderdale | WQAM (560 AM) |
| Miami/Fort Lauderdale | ESPN Deportes (1450 AM) |
| University of Miami | WVUM (90.5 FM) |

AFFILIATES

| | |
|----------------------|------------------|
| Miami/Ft. Lauderdale | WQAM (560) |
| Belle Glade | WBGF (900) |
| | WSWN (93.5 FM) |
| Coco Beach | WIXC (1060) |
| Ft. Myers | WMYR (1410) |
| Fort Pierce | WPSL (1590) |
| Jacksonville | WJXL (1010) |
| Jupiter | WSTU (1450) |
| Kissimmee | ESPN (1080) |
| Key West | WKWF (1600) |
| Marathon | WFFG (1300) |
| Marco Island | WCNZ (1660) |
| Melbourne | WIXC (1060) |
| Meritt Island | WIXC (1060) |
| Naples | WCNZ (1660) |
| Orlando | ESPN (1080) |
| Port St. Lucie | WPSL (1590) |
| St. Petersburg | WMGG (1040) |
| | WHBO ESPN (1040) |
| Stuart | WSTU (1450) |
| Tampa | WHBO ESPN (1040) |
| | WWBA (820) |
| | WMGG (1470) |
| Titusville | WIXC (1060) |

MIAMI MEDIA POLICIES

Releases Available Via E-Mail

Media members interested in receiving Miami football releases via e-mail should send requests to Rob Dunning (rdunning@miami.edu) and Bryan Harvey (bharvey@miami.edu).

GAME DAY PRESS POLICIES

Only working press will be admitted to the Sun Life Stadium press box. Seats will be issued according to the following criteria:

1. State newspapers by circulation, wire services, national publications, newspapers from opponent's area, and student newspapers from UM and opponent's schools.
2. Other daily newspapers, with preference to those that regularly cover UM.
3. Radio and television personnel not broadcasting, but considered reporting.
4. Non-daily newspapers, with preference to those which regularly cover UM.
5. Scouts. Freelance and/or non-daily writers may be asked to produce copies of actual publications in which their work has appeared. In some cases, these materials will be required as verification of the writers' status.

Right BETWEEN THE NUMBERS

- ▶ The University of Miami football team's Academic Progress Report score in 2010 ranked sixth nationally with a mark of 978. The score was the highest among all Florida institutions and second highest in the Atlantic Coast Conference.
- ▶ Miami's defense currently leads the nation in tackles for loss per game (8.58), while ranking second in pass defense (146.33 ypg) and pass efficiency defense (95.86) and sixth in sacks per game (3.08).
- ▶ The 'Canes are averaging 27.1 points per game, 422.6 yards per game and 22.3 first downs per game.
- ▶ Miami has had 11 more NFL first round draft picks than any other college football program all-time. The 'Canes have had 46 first-rounders, while Ohio State is second with 35 and Florida is third with 32.
- ▶ Leonard Hankerson, Michael Irvin and Andre Johnson are the only players in school history with back-to-back 800-yard receiving seasons.
- ▶ The University of Miami was recognized in May as the only school in the FBS to post a multi-year APR score in the Top 10 percent as well as finish 2009 ranked in both the coaches and the AP polls.
- ▶ At least one former 'Cane has scored a touchdown every NFL week since Week 15 of the 2002 season - a span of 135 straight weeks.
- ▶ Damien Berry is averaging 4.8 yards per carry in 11 games this season. Berry ranks fifth in the ACC and 54th nationally with 78.64 rushing yards per game, totaling 865 yards on 181 carries thus far. Lamar Miller is second on the team with 633 yards on 103 carries (6.1 ypc), while Mike James has 384 yards on 66 carries (5.8 ypc).
- ▶ Miami averaged an impressive 218.1 yards per game rushing in ACC play in 2010, including totals of 277 against Georgia Tech and 262 against Virginia Tech in the Hurricanes' final two ACC games.
- ▶ Thirty-two former 'Canes playing in the NFL in last season have earned their degree from UM.
- ▶ Eleven former Hurricanes were selected to the 2010 NFL Pro Bowl earlier this year, easily the most of any school in the country. Antrel Rolle, Ray Lewis, Ed Reed, Jon Beason, Andre Johnson, Reggie Wayne, Bryant McKinnie, Vince Wilfork, Brandon Meriweather, Jonathan Vilma and Frank Gore all represented the "U" at the sports' all-star game.
- ▶ Colin McCarthy leads the 'Canes with 105 tackles (45-60), while Ray-Ray Armstrong leads all UM defensive backs with 71 total tackles (42-29) and Allen Bailey leads all linemen with 43 (21-22).
- ▶ Of the 16 seniors on this year's squad, 10 have already earned degrees, while the remaining six are all on course to graduate in May of 2011. Matt Bosher, Graig Cooper, Joel Figueroa, Richard Gordon, Ryan Hill (double major), Pat Hill, Josh Holmes, Colin McCarthy, Cory Nelms and Kylan Robinson have already earned degrees from the University of Miami.
- ▶ Orlando Franklin (38 starts) and Colin McCarthy (35 starts) have the most starting experience on the 2010 roster.
- ▶ Graig Cooper moved into third place in school history in career all-purpose yardage with his 39 yards at Virginia on Oct. 30. Cooper, who now has 3,823 yards, passed Edgerrin James (3,590) and now trails only Ottis Anderson (4,265) and leader Santana Moss (4,394) for the most yards in school history.
- ▶ The 'Canes have 16 interceptions through 12 games after collecting just nine in 13 games last season.
- ▶ Six Hurricanes are ranked among the Top 150 NFL prospects according to Scouts Inc.'s Todd McShay on ESPN.com. Allen Bailey, Orlando Franklin, Brandon Harris, Graig Cooper, Colin McCarthy and Leonard Hankerson are listed, while Matt Bosher and DeMarcus Van Dyke were also rated but outside of the Top 150.
- ▶ The Hurricanes' seven turnovers created at Duke on Oct. 16 were the most for Miami's defense since tallying seven against Washington on Nov. 24, 2001. The 'Canes picked off five passes against the Blue Devils, also marking the first time since that Washington game UM has hauled in five INTs in a game.

Miami LEADS THE NATION IN TACKLES FOR LOSS

- ▶ Miami's defense leads the country in tackles for a loss per game with a 8.58 per game average. The 'Canes recorded 14 tackles for a loss in their opener against Florida A&M, 11 at No. 2 Ohio State, nine at Pitt, eight at Clemson, six against FSU, nine at Duke, eight against UNC, five at Virginia, four against Maryland, 10 against Georgia Tech, 11 against Virginia Tech and eight against USF in the regular season finale.
- ▶ Sean Spence leads the UM defense with 17.0 tackles for loss this season, while Allen Bailey has 11 and Olivier Vernon has 10.

Miami RANKS SECOND IN THE NATION IN PASS EFFICIENCY DEFENSE

- ▶ Entering bowl season, Miami's defense ranks second in the country in pass efficiency defense with a mark of 95.86. The Hurricanes have allowed just seven passing touchdowns all year (tied with Ohio State for the lowest total in the country) while forcing their opponents into throwing 16 interceptions.
- ▶ TCU (93.12) leads the country in pass efficiency defense, while Boise State (96.68) ranks third.

Streak CONTINUES

- ▶ The University of Miami's impressive streak of former players scoring touchdowns in the NFL continued in Week 15 when Jimmy Graham scored an early touchdown against New Orleans in the Raven's 30-24 win over the Saints.
- ▶ At least one former 'Cane has now scored a touchdown every NFL week since Week 15 of the 2002 season - a span of 137 straight weeks.
- ▶ More notes on Hurricanes in the NFL can be found throughout the following pages. Updated rosters and season notes can be found on page 16.

Quick STRIKE 'CANES

► The Hurricanes have proven to be one of the nation's most efficient teams when it comes to quick-strike scoring on offense. Miami had 18 scores of two minutes or less in the regular season.

► Miami posted 20 scoring drives under two minutes in 2009, which was among the best in the nation.

| Plays-Yds TOP | Result | Opponent |
|---------------|---------------------------------|----------|
| 7-63 | 1:40 Hankerson 19-yd TD catch | FAMU |
| 6-64 | 1:17 Hankerson 40-yd TD catch | FAMU |
| 6-55 | 1:51 James 1-yd TD run | FAMU |
| 7-19 | 1:58 Boshier 51-yard FG | OSU |
| 7-60 | 1:37 Ford 9-yard TD catch | OSU |
| 4-51 | 1:02 Hankerson 19-yard TD catch | PITT |
| 4-43 | 1:26 Benjamin 10-yard TD catch | PITT |
| 3-70 | 1:00 Hankerson 65-yard TD catch | CLEM |
| 1-18 | 0:06 James 18-yard TD catch | CLEM |
| 2-29 | 0:14 Hankerson 7-yard TD catch | CLEM |
| 6-69 | 1:54 Berry 26-yard TD run | FSU |
| 7-55 | 1:56 Hankerson 14-yard TD catch | DUKE |
| 3-46 | 1:10 Harris 13-yard TD run | DUKE |
| 4-65 | 1:22 Hankerson 29-yard TD catch | UVA |
| 1-60 | 0:15 Benjamin 60-yard TD catch | UVA |
| 1-79 | 0:14 Hankerson 79-yard TD catch | GT |
| 4-62 | 1:37 Miller 4-yard TD run | VT |
| 1-71 | 0:13 S. Johnson 71-yard run | USF |

Defensive DOMINANCE

► The University of Miami has always taken pride in its defense. Over the last 10 years, the worst Miami has ranked nationally in total defense was 33rd in 2007. This year, Miami ranks 16th nationally in total defense, including second nationally against the pass.

Miami Defenses From 2001-2010

| Year | Total | Rank | Scoring | Rank | Rushing | Rank | Passing | Rank |
|------|--------|------|---------|------|---------|------|---------|------|
| 2010 | 317.17 | 16th | 19.67 | 21st | 170.83 | 81st | 146.33 | 2nd |
| 2009 | 329.62 | 29th | 22.15 | 37th | 122.31 | 32nd | 207.31 | 43rd |
| 2008 | 317.5 | 28th | 24.15 | 56th | 151.85 | 75th | 165.62 | 7th |
| 2007 | 345.9 | 33rd | 26.0 | 52nd | 133.8 | 40th | 212.2 | 35th |
| 2006 | 255.5 | 7th | 15.5 | 13th | 67.9 | 4th | 187.9 | 40th |
| 2005 | 270.1 | 4th | 14.3 | 4th | 117.9 | 23rd | 152.2 | 1st |
| 2004 | 328.1 | 28th | 17.0 | 13th | 155.0 | 67th | 173.1 | 9th |
| 2003 | 257.5 | 2nd | 15.1 | 4th | 114.0 | 21st | 143.5 | 1st |
| 2002 | 285.0 | 7th | 19.1 | 22nd | 165.3 | 72nd | 119.7 | 1st |
| 2001 | 270.9 | 6th | 9.4 | 1st | 132.7 | 40th | 138.2 | 2nd |

Hankerson HEADLINES NINE ON ALL-ACC TEAM

► Senior wide receiver Leonard Hankerson headlined nine University of Miami football student-athletes named to the 2010 All-Atlantic Coast Conference football team, as announced by the Atlantic Coast Sports Media Association on Nov. 29.

► In balloting conducted by the ACSMA, Hankerson garnered the third-most votes in the ACC, earning first team honors with guard Brandon Washington and punter Matt Boshier. Second team honors went to tackle Orlando Franklin, running back Damien Berry, defensive end Allen Bailey, linebacker Sean Spence, cornerback Brandon Harris and safety Ray-Ray Armstrong.

► Miami's nine selections were second to only Virginia Tech's 11.

Miami ATHLETICS RECEIVES \$5M LEAD GIFT

► The University of Miami announced on Nov. 19 a donation of \$5 million from the Ted & Todd Schwartz Family Foundation as the lead gift in the campaign for the Center for Athletic Excellence.

► The gift will create the Theodore G. Schwartz and Todd G. Schwartz Center for Athletic Excellence, which will provide state-of-the-art resources for the over 400 student-athletes to achieve their personal, educational and athletic goals.

► The expanded home for UM athletics will include a student-athlete academic center, sports medicine facility, football locker room and gallery of champions. For more information, visit HurricaneSports.com.

Rookie 'CANES THRIVING IN THE NFL

► There are several rookie 'Canes who have started off their NFL careers in successful fashion this year, headlined by Javarris James, who is tied for 16th in the NFL with six rushing touchdowns this season.

► James has 112 yards rushing on 46 carries for the Colts, while his former teammates Jimmy Graham (315 yards, three TDs), Darryl Sharpton (29 tackles, one sack) and Sam Shields (24 tackles, one INT) are also playing big roles on their respective teams this season.

Henderson PICKS UP TWO ALL-AMERICA HONORS

► Offensive tackle Seantrel Henderson capped a solid first collegiate football season with a pair of Freshman All-America accolades.

► CollegeFootballNews.com named Henderson a first team freshman All-American and wrote, "One of the biggest linemen in the country and a five-star recruit, he got better as the season progressed, earning the start at right tackle, grading out at 88.4% with 15 pancakes."

► He was also named second team freshman All-American by Rivals.com and writer David Fox.

► Below are bullets on Henderson's 2010 campaign:

- Graded out at 88.4 percent with 15 pancakes in 11 games of action in 2010.
- Henderson played in 11 games and started the last nine at right tackle for UM.
- Miami's offensive production has increased since Henderson moved into the starting lineup against Clemson. UM has run for 212 yards per game with Henderson starting at tackle. When he was not starting at tackle, Miami averaged just 125 rushing yards per game.
- The 'Canes total offense also improved to 440 yards with Henderson, while it was just 368.3 before he entered the lineup for the last nine games.
- Henderson is part of a Miami offensive line that leads the ACC with five O-lineman of the week honors.

2010 CAPTAINS


► The 2010 captains for Miami are seniors Matt Boshier, Colin McCarthy, Pat Hill, Leonard Hankerson and Allen Bailey as well as junior Jacory Harris.



ALLEN
BAILEY



MATT
BOSHIER




LEONARD
HANKERSON



JACORY
HARRIS



PAT
HILL



COLIN
MCCARTHY

Hankerson AMONG THE BEST ALL-TIME

- Senior wide receiver Leonard Hankerson is having one of, if not the most productive season for a wide receiver in school history.
- His 12 touchdown catches this season is a Miami record, breaking Michael Irvin's mark of 11 set in 1986.
- In the Hurricanes' regular season finale, Hankerson became just the third player in program history to record a 1,000-yard receiving season and the first to have 2,000 yards for a career and 1,000 yards in a season.
- His 21 career receiving touchdowns rank third all-time at Miami behind Michael Irvin (26) and Lamar Thomas (23).
- On the year, Hankerson has caught 66 balls for 1,085 yards, for an average of 16.4 yards per catch and 90.4 yards per game. He has scored at least one touchdown in nine of Miami's 12 games in 2010.
- Entering the Sun Bowl, Hankerson has caught a pass in 25 straight games.
- For his efforts, Hankerson was named the recipient of the 2010 College Football Performance Awards Elite Wide Receiver Trophy. Hankerson was awarded the trophy at halftime of Miami's men's basketball game against Stetson on Sunday, Dec. 12 by CFPA Executive Director Bradley Smith.

TOP 10 SINGLE SEASON RECEIVING TOTALS IN UM HISTORY

| Rank | | Receiving Yards |
|------|---------------------------------|-----------------|
| 1 | Eddie Brown (1984) | 1,114 |
| 2 | Andre Johnson (2002) | 1,092 |
| 3 | Leonard Hankerson (2010) | 1,085 |
| 4 | Wesley Carroll (1990) | 952 |
| 5 | Santana Moss (1999) | 899 |
| 6 | Andre Johnson (2001) | 881 |
| 7 | Michael Irvin (1986) | 868 |
| 8 | Willie Smith (1984) | 852 |
| 9 | Michael Irvin (1985) | 840 |
| 10 | Dale Dawkins (1989) | 833 |

TOP 10 CAREER RECEIVING TOUCHDOWNS IN UM HISTORY

| Rank | | Receiving TDs |
|------|-------------------------------------|---------------|
| 1 | Michael Irvin (1985-87) | 26 |
| 2 | Lamar Thomas (1989-92) | 23 |
| 3 | Leonard Hankerson (2007-pr.) | 21 |
| 4 | Reggie Wayne (1997-2000) | 20 |
| | Andre Johnson (2000-02) | 20 |
| 6 | Santana Moss (1997-2000) | 19 |
| 7 | Brian Blades (1984-87) | 15 |
| 8 | Eddie Brown (1983-84) | 14 |
| 9 | James Cox (1965-67) | 12 |
| | Bubba Franks (1997-99) | 12 |

MOST SINGLE SEASON RECEIVING TOUCHDOWNS IN UM HISTORY

| Rank | | Receiving TDs |
|------|---------------------------------|---------------|
| 1 | Leonard Hankerson (2010) | 12 |
| 2 | Michael Irvin (1986) | 11 |
| 3 | Lamar Thomas (1992) | 10 |
| | Reggie Wayne (2000) | 10 |
| | Andre Johnson (2001) | 10 |

HANKERSON'S 2010 GAME-BY-GAME STATS

| Game | | Rec | Yards | TD |
|---------------|----------------------|-----------|-------------|-----------|
| 1 | FLORIDA A&M | 6 | 115 | 2 |
| 2 | at No. 2 Ohio State | 7 | 90 | 0 |
| 3 | at Pittsburgh | 3 | 36 | 1 |
| 4 | at Clemson | 7 | 147 | 3 |
| 5 | No. 23 FLORIDA STATE | 5 | 72 | 0 |
| 6 | at Duke | 6 | 80 | 1 |
| 7 | NORTH CAROLINA | 4 | 51 | 1 |
| 8 | at Virginia | 6 | 90 | 1 |
| 9 | MARYLAND | 4 | 66 | 1 |
| 10 | at Georgia Tech | 3 | 132 | 2 |
| 11 | No. 14 VIRGINIA TECH | 6 | 79 | 1 |
| 12 | USF | 9 | 127 | 0 |
| TOTALS | | 66 | 1085 | 12 |

Hurricane GAMEDAY

▶ A brand new season of Hurricane Gameday kicked off in August on CSS. Hurricane Gameday has moved into a brand new studio with the longtime hosts Joe Zagacki and Don Bailey Jr.

▶ The show has undergone an overhaul, including a brand new set and graphics package... but the biggest change is the Unlimited Access fans will get to the Miami program. Throughout the 2010 season, Hurricane Gameday will run regular "Unlimited Access" features that will take fans behind the scenes with their favorite football team.

▶ The CSS network covers 6.4 million homes in the Southeast, including Florida markets Miami, Ft. Lauderdale, West Palm Beach, Jacksonville, Sarasota, Tallahassee, Panama City and Lake County. CSS will air Hurricane Gameday on Thursdays and Saturdays throughout the season.

Hurricane GAMEDAY

▶ Hurricane Hotline is a weekly two-hour show hosted by Joe Zagacki and Don Bailey, Jr. that airs from 7-9 p.m. Thursday nights during the season from Monty's (2550 South Bayshore Drive Coconut Grove, Florida 33133).

▶ Hurricane Hotline features interviews with UM interim head football coach Jeff Stoutland, players, coaches and other UM personnel as well as other featured guests. Fans are encouraged to listen on 560 WQAM or view the show in-person at Monty's in Coconut Grove.

Miller CHASING ROOKIE RECORD

▶ Redshirt freshman Lamar Miller currently ranks fourth all-time at UM in rushing yards by a freshman with 633. Miller trails teammate Graig Cooper, former teammate Javarris James and current Washington Redskin Clinton Portis for the most rushing yards ever by a 'Cane in their first collegiate season.

| Rank | Yards (Year) |
|-------------------|--------------|
| 1. Clinton Portis | 838 (1999) |
| 2. Javarris James | 802 (2006) |
| 3. Graig Cooper | 682 (2007) |
| 4. Lamar Miller | 633 (2010) |

Kiper's OUTLOOK ON THE 'CANES

▶ ESPN's NFL draft guru ranks four Miami seniors and two non-seniors as Top 5 players at their positions heading into the 2010 NFL draft.

▶ Leonard Hankerson is listed as his top senior wide receiver, while he has Graig Cooper as the No. 5 running back, Allen Bailey as the No. 3 defensive end and Colin McCarthy as the No. 5 inside linebacker. Among the non-seniors, he has Brandon Harris as his No. 2 cornerback and Sean Spence as the No. 4 outside linebacker.

'Canes OWN RARE DISTINCTION

▶ Miami was one of just eight BCS schools heading into bowl season that ranked in the nation's Top 35 in both total offense and total defense.

▶ UM ranked 16th in total defense (319.27 ypg) and 31st in total offense (428.91 ypg) as of Dec. 17.

▶ Miami was joined by Oregon, Arkansas, Stanford, Wisconsin, Ohio State, Alabama and Nebraska as the only eight schools from a BCS conference to boast similar success on both sides of the ball.

Two 'CANES EARN HONORABLE MENTION ALL-AMERICA HONORS

▶ Junior linebacker Sean Spence and senior wide receiver Leonard Hankerson received honorable mention All-America honors from SI.com on Dec. 14.

▶ Both Hankerson (1,085 yards, 12 touchdowns) and Spence (101 tackles, 17 TFL) are in the midst of career years.

▶ A junior linebacker for the University of Miami, Spence has 101 tackles, 17 tackles for loss and has been the emotional leader of the 'Canes defense. He ranks fourth in the ACC in tackles for loss and seventh nationally among linebackers.

▶ Hankerson is in the midst of arguably the best statistical season by a wide receiver in Miami history. Hankerson has a UM record 12 touchdown receptions, while leading the ACC and gaining on the UM records with 1,085 yards and 66 receptions.

Future MIAMI-NOTRE DAME FOOTBALL SERIES

▶ The University of Miami and the University of Notre Dame have officially come to an agreement on the dates and sites of a future three-game football series between the schools.

▶ The series will open with a neutral site game at Soldier Field in Chicago on Saturday, Oct. 6, 2012. Game two of the series is scheduled for four years later, with the Hurricanes traveling to South Bend, Ind. to face the Fighting Irish on Saturday, Oct. 8, 2016 at Notre Dame Stadium. The final game of the contract will be played at Sun Life Stadium in Miami Gardens, Fla. on Saturday, Nov. 25, 2017.

▶ The last time the two teams met in Miami, the Hurricanes cruised to a 27-10 win over Notre Dame at the Orange Bowl in 1989. Three of Miami's wins over Notre Dame came during the regular season of the Hurricanes' 1983, 1987 and 1989 national championship years. Notre Dame leads the all-time series between the two schools, 15-7-1.

▶ Miami and Notre Dame recently made national headlines when it was announced the two programs would share the American Football Coaches Association's 2009 Academic Achievement Award, as both schools recorded a 100 percent graduation rate for members of its freshman football student-athlete class of 2002.

McCARTHY'S SUCCESS CONTINUES

▶ Senior linebacker Colin McCarthy picked up right where he left off last season, when he averaged 8.1 yards per carry over UM's last seven games. Now in the middle, McCarthy leads the team with 105 tackles in nine games and ranks third in the ACC with a 9.6 tackle-per-game average.

▶ McCarthy is the most experienced Hurricane defender, having played in 47 and started 34 games in his career. Heading into the Sun Bowl, he has a team-best 294 career tackles.

Pass CATCHER U

- ▶ As of Dec. 21, 10 former 'Canes rank in the Top 150 in receiving yards this season in the NFL.
- ▶ Miami has three former players currently ranked in the Top 15 in the NFL in receiving yards.
- ▶ Reggie Wayne ranks third in the league in receiving yards (1,247), Andre Johnson is fourth (1,216) and Santana Moss is 13th (956).

| NFL Rank | Rec | Yards | Avg. | TD | |
|----------|----------------|-------|-------|------|---|
| 3 | Reggie Wayne | 99 | 1,247 | 12.6 | 5 |
| 4 | Andre Johnson | 86 | 1,216 | 14.1 | 8 |
| 13 | Santana Moss | 79 | 956 | 12.1 | 6 |
| 54 | Kellen Winslow | 56 | 604 | 10.8 | 3 |
| 89 | Frank Gore | 46 | 452 | 9.8 | 2 |
| 103 | Devin Hester | 36 | 411 | 11.4 | 3 |
| 106 | Roscoe Parrish | 33 | 400 | 12.1 | 2 |
| 107 | Jeremy Shockey | 40 | 397 | 9.9 | 3 |
| 114 | Greg Olsen | 35 | 370 | 10.6 | 5 |
| 134 | Jimmy Graham | 25 | 315 | 12.6 | 3 |

Comparison: MIAMI AND NOTRE DAME

▶ Here is a quick look at the match-ups you will see when the 'Canes and Irish square off in El Paso and Sun Bowl Stadium:

| MIAMI | | | NOTRE DAME | | |
|-------------|--------|-----------|-------------|--------|-----------|
| Offense | Avg | NCAA Rank | Defense | Avg | NCAA Rank |
| Total | 422.58 | 31 | Total | 353.17 | 46 |
| Rushing | 190.42 | 26 | Rushing | 146.75 | 56 |
| Passing | 232.17 | 49 | Passing | 206.42 | 40 |
| Defense | Avg | NCAA Rank | Offense | Avg | NCAA Rank |
| Total | 317.17 | 16 | Total | 378.25 | 63 |
| Rushing | 170.83 | 81 | Rushing | 120.83 | 96 |
| Passing | 146.33 | 2 | Passing | 257.42 | 29 |
| Net Punting | Avg | NCAA Rank | PR | Avg | NCAA Rank |
| Average | 38.69 | 18 | Average | 5.93 | 96 |
| PR | Avg | NCAA Rank | Net Punting | Avg | NCAA Rank |
| Average | 4.81 | 103 | Average | 36.11 | 69 |

Elite COMPANY

- ▶ Damien Berry joined elite company in Miami's win at Duke on Oct. 16, becoming just the fifth UM player since 1975 to rush for 100 yards in three straight games. A week later against UNC, he made it four straight with 109 yards on the ground. He is the only ACC player to have run for four straight 100-yard games this season.
- ▶ Berry, who leads UM with 865 rushing yards this year, recorded 101 at Clemson, 101 against FSU, 111 at Duke and 109 against UNC in Miami during his streak.
- ▶ The only four players to accomplish the feat at Miami since 1975 are Willis McGahee, Edgerrin James and Clinton Portis.

More THAN A COINCIDENCE

- ▶ Junior defensive tackle Micanor Regis recorded his third career interception on Oct. 16 at Duke, returning it 22 yards for a touchdown in Miami's 28-13 win in Durham.
- ▶ Regis, who also recorded a sack and a career-high nine tackles against the Blue Devils, now has three career interceptions after recording two as a sophomore in 2009.

NFL U

▶ Miami trails only Texas for the most players on active rosters in the NFL this season (*list according to the NFL*):

| COLLEGE | PLAYERS |
|---------------------|-----------|
| Texas | 40 |
| Miami | 38 |
| Southern California | 36 |
| Louisiana State | 35 |
| Ohio State | 34 |
| Florida | 33 |
| Georgia | 33 |
| Tennessee | 33 |
| California | 31 |

Big PLAY TRACKER

► Here is a look at every play that resulted in a gain of 25 yards or more for the 'Canes on offense this season:

| Play | Opp | Yards |
|-------------------------------------|---------|-------|
| J. Harris to Hankerson(TD) | FAMU | 40 |
| J. Harris to Berry (TD) | FAMU | 32 |
| Berry rush (1st down) | FAMU | 25 |
| Miller kick return (TD) | OSU | 88 |
| J. Harris to Hankerson (1st down) | OSU | 25 |
| T. Benjamin punt return (TD) | OSU | 79 |
| Berry rush over left end (1st down) | OSU | 42 |
| Miller rush up middle (1st down) | OSU | 25 |
| J. Harris to Benjamin (1st down) | PITT | 39 |
| Berry rush (1st down) | PITT | 27 |
| Berry rush (1st down) | CLEMSON | 33 |
| J. Harris to Hankerson (TD) | CLEMSON | 65 |
| J. Harris rush (1st down) | FSU | 29 |
| J. Harris to Benjamin (1st down) | FSU | 31 |
| Berry rush (1st down) | FSU | 26 |
| J. Harris to Benjamin (1st down) | DUKE | 37 |
| J. Harris to Hankerson (1st down) | DUKE | 33 |
| M. James rush (1st down) | DUKE | 32 |
| J. Harris to Cleveland (1st down) | UNC | 25 |
| Miller rush (1st down) | UNC | 27 |
| J. Harris to Benjamin (1st down) | UNC | 26 |
| Benjamin rush (1st down) | UVA | 36 |
| Morris to Hankerson (TD) | UVA | 29 |
| Morris to Benjamin (TD) | UVA | 60 |
| Morris to Benjamin (1st down) | MD | 53 |
| Morris to Benjamin (1st down) | MD | 47 |
| Morris to Hankerson (TD) | MD | 35 |
| Morris to Hankerson (1st down) | GT | 45 |
| Morris to Hankerson (TD) | GT | 79 |
| Morris to Benjamin (1st down) | GT | 30 |
| M. James rush (1st down) | GT | 29 |
| Morris to Benjamin (1st down) | VT | 43 |
| Miller rush (1st down) | VT | 47 |
| Miller rush (1st down) | VT | 28 |
| S. Johnson rush (TD) | USF | 71 |
| Harris to Hankerson (1st down) | USF | 37 |

Scoring DRIVES FOR MIAMI IN 2010

► Here is a look at every scoring result for the 'Canes this season:

| Play | Opp | Time |
|---|---------|------|
| Harris to Hankerson for 19 yards (TD) | FAMU | 1:40 |
| Harris to Hankerson for 40 yards (TD) | FAMU | 1:17 |
| Harris to Berry for 32 yards (TD) | FAMU | 3:20 |
| Armstrong interception return for 22 yards (TD) | FAMU | -- |
| M. James rush for 1 yard (TD) | FAMU | 1:51 |
| Miller rush for 5 yards (TD) | FAMU | 2:29 |
| Bosher 24-yard field goal (FG) | FAMU | 5:59 |
| Miller kick return for 88 yards (TD) | OSU | 0:20 |
| Bosher 51-yard field goal (FG) | OSU | 2:04 |
| Benjamin 79-yard punt return (TD) | OSU | -- |
| Harris to Ford for 9 yards (TD) | OSU | 1:46 |
| Berry rush for 1 yard (TD) | PITT | 3:25 |
| Bosher 28-yard field goal (TD) | PITT | 4:50 |
| Harris to Hankerson for 19 yards (TD) | PITT | 1:02 |
| Harris to Benjamin for 10 yards (TD) | PITT | 1:26 |
| Miller 1-yard run (TD) | PITT | 2:52 |
| Harris to Hankerson for 22 yards (TD) | CLEMSON | 3:06 |
| Harris to Hankerson for 65 yards (TD) | CLEMSON | 1:07 |
| Harris to M. James for 18 yards (TD) | CLEMSON | 0:10 |
| Harris to Hankerson for 7 yards (TD) | CLEMSON | 0:20 |
| Bosher 29-yard field goal (FG) | CLEMSON | 5:48 |
| Harris rush for 3 yards (TD) | FSU | 3:32 |
| Berry rush for 26 yards (TD) | FSU | 1:54 |
| Bosher 36-yard field goal (FG) | FSU | 3:02 |
| Harris to Hankerson for 14 yards (TD) | DUKE | 1:49 |
| Harris rush for 13 yards (TD) | DUKE | 0:30 |
| Regis 22-yard interception return (TD) | DUKE | -- |
| Berry rush for 1 yard (TD) | DUKE | 3:42 |
| Bosher 38-yard field goal (FG) | UNC | 3:24 |
| Bosher 34-yard field goal (FG) | UNC | 3:28 |
| Harris to Byrd for 6 yards (TD) | UNC | 3:09 |
| Harris to Benjamin for 24 yards (TD) | UNC | 3:04 |
| Harris to Hankerson for 19 yards (TD) | UNC | 2:14 |
| Berry rush for 2 yards (TD) | UNC | 3:58 |
| Morris to Hankerson for 29 yards (TD) | UVA | 1:22 |
| Morris rush for 9 yards (TD) | UVA | 3:29 |
| Morris to Benjamin for 60 yards (TD) | UVA | 0:15 |
| Miller rush for 8 yards (TD) | MD | 2:34 |
| James rush for 2 yards (TD) | MD | 4:24 |
| Bosher 33-yard field goal (FG) | MD | 2:45 |
| Bosher 31-yard field goal (FG) | MD | 4:14 |
| Morris to Hankerson for 35 yards (TD) | MD | 2:29 |
| Miller rush for 12 yards (TD) | GT | 3:33 |
| Berry rush for 5 yards (TD) | GT | 3:28 |
| Morris to Hankerson for 79 yards (TD) | GT | 0:14 |
| James rush for 7 yards (TD) | GT | 4:53 |
| Cooper rush for 3 yards (TD) | GT | 5:45 |
| Morris to Hankerson for nine yards (TD) | VT | 3:06 |
| Bosher 34-yard field goal (FG) | VT | 4:00 |
| Miller rush for four yards (TD) | VT | 1:37 |
| Miller rush for eight yards (TD) | USF | 2:45 |
| S. Johnson rush for 71 yards (TD) | USF | 0:13 |
| Bosher 18-yard field goal (FG) | USF | 3:54 |
| Bosher 28-yard field goal (FG) | USF | OT |

100 YARDS ON THE GROUND

► Here is a list of the University of Miami's all-time 100-yard rushing performances:

CONSECUTIVE 100-YARD RUSHING GAMES (SINCE 1975)

| Player | No. | Year |
|---------------------|----------|-------------|
| Edgerrin James | 7 | 1998 |
| Willis McGahee | 6 | 2002 |
| Clinton Portis | 6 | 2001 |
| Damien Berry | 4 | 2010 |
| Clinton Portis | 4 | 1999 |
| Willis McGahee | 4 | 2002 |
| Frank Gore | 3 | 2003 |

MOST 100-YARD RUSHING GAMES (SINCE 1975)

| Player | No. | Years |
|---------------------|----------|---------------------|
| Edgerrin James | 15 | 1995-98 |
| Clinton Portis | 14 | 1999-2001 |
| Ottis Anderson | 13 | 1976-78 |
| James Jackson | 11 | 1997-2000 |
| Willis McGahee | 10 | 2002 |
| Frank Gore | 8 | 2001, 2003-04 |
| Tyrone Moss | 7 | 2003-2006 |
| Graig Cooper | 6 | 2007-present |
| Stephen McGuire | 6 | 1989-91 |
| Damien Berry | 5 | 2007-present |
| Javarris James | 5 | 2006-2009 |
| Danyell Ferguson | 5 | 1995-96 |
| Alonzo Highsmith | 5 | 1984 |
| James Stewart | 4 | 1993-94 |
| Leonard Conley | 4 | 1987-90 |
| Jarrett Payton | 3 | 2003 |
| Dyral McMillian | 3 | 1996 |
| Warren Williams | 3 | 1985-87 |
| Melvin Bratton | 3 | 1984-87 |
| Lamar Miller | 2 | 2010-present |
| Derron Thomas | 1 | 2005-08 |
| Donnell Bennett | 1 | 1993 |
| Larry Jones | 1 | 1993 |
| Alex Johnson | 1 | 1989 |
| Albert Bentley | 1 | 1983 |
| Speedy Neal | 1 | 1982 |
| Lorenzo Roan | 1 | 1980 |
| Ken McMillian | 1 | 1978 |
| Taylor Timmons | 1 | 1977 |
| Chris Hobbs | 1 | 1977 |

Miami OWNS NATION'S SECOND BEST MARK SINCE 1983

► The University of Miami owns the nation's second-best record going back to the 1983 season, the year Miami won its first ever national championship under coach Howard Schnellenberger. Only Nebraska (.789) has a better winning percentage than Miami (.781) since that season.

BEST WINNING % SINCE 1983

| | Wins | Losses | Ties | Winning % |
|---------------|------------|-----------|----------|-------------|
| Nebraska | 269 | 72 | 1 | .789 |
| Miami | 264 | 73 | 0 | .781 |
| Florida State | 262 | 74 | 1 | .779 |
| Florida | 257 | 78 | 4 | .764 |
| Ohio State | 255 | 80 | 5 | .757 |

Four 'CANES NAMED TO RIVALRY.COM ACC ALL-FRESHMAN TEAM

► Four University of Miami football players have been named to the Rivalry.com ACC All-Freshman Team, while freshman offensive lineman Seantrel Henderson (St. Paul, Minn.) was selected as a Sporting News Freshman All-American on offense.

► Lamar Miller (Miami, Fla.), Asante Cleveland (Sacramento, Calif.), Henderson and Brandon Linder (Ft. Lauderdale, Fla.) were all selected to this year's Rivalry.com Atlantic Coast Conference All-Freshman Team.

Spence HAVING CAREER YEAR

► Junior linebacker Sean Spence is having one of the most productive seasons for a UM linebacker in recent memory this year. The Miami native leads the 'Canes in solo tackles (56), tackles for loss (17.0) and forced fumbles (2), while ranking second in total tackles (101) and third in pass break-ups (6) through 12 games.

► After recording 65 tackles and 9.5 tackles for loss as a freshman in 2008, Spence was slowed by injury last year as a sophomore, recording just 36 tackles and 6.5 tackles for loss in 10 games. Through 12 games this year, Spence is averaging 8.3 tackles per game, the fifth-highest mark among all ACC defenders.

Jacory RANKS AMONG THE GREATEST

► Junior quarterback Jacory Harris has climbed the whole way up to second on the University of Miami's career touchdown passes list.

► He moved into sole possession of second place all-time on Oct. 23 when he threw touchdown passes to LaRon Byrd, Travis Benjamin and Leonard Hankerson against the Tar Heels.

TOP 10 CAREER TOUCHDOWN PASSES IN UM HISTORY

| Rank | | TDs |
|----------|---------------------------------|-----------|
| 1 | Ken Dorsey (1999-02) | 86 |
| 2 | Jacory Harris (2008-pr.) | 50 |
| 3t | Vinny Testaverde (1982-86) | 48 |
| | Steve Walsh (1986-88) | 48 |
| 5 | Gino Torretta (1989-92) | 47 |
| 6 | Craig Erickson (1987-90) | 46 |
| 7 | Ryan Clement (1994-97) | 43 |
| 8 | Bernie Kosar (1983-84) | 40 |
| 9 | Kyle Wright (2004-07) | 38 |
| 10 | Brock Berlin (2003-04) | 34 |

Young ‘CANES

▶ 23 student-athletes made their first appearances as Hurricanes this season:

- LB Kelvin Cain (Fr.)
- RB Eduardo Clements (Fr.)
- TE Asante Cleveland (Fr.)
- LB Tyrone Cornileus (Fr.)
- DL Dyron Dye (R-Fr.)
- TE Chase Ford (Jr. - JUCO Transfer)
- LB James Gaines (Fr.)
- DB Nathan Gholston (Soph.)
- LB Shayon Green (R-Fr.)
- RB Maurice Hagens (Fr.)
- OL Seantrel Henderson (Fr.)
- WR Allen Hums (Fr.)
- OL Jermaine Johnson (R-Fr.)
- RB Storm Johnson (Fr.)
- OL Brandon Linder (Fr.)
- RB Lamar Miller (R-Fr.)
- QB Stephen Morris (Fr.)
- DL Luther Robinson (R-Fr.)
- DB Kacy Rodgers (Fr.)
- TE Billy Sanders (R-Fr.)
- OL Jared Wheeler (R-Fr.)
- QB Spencer Whipple (Jr.)
- OL Cory White (R-Fr.)

▶ Three players made their first career starts against FAMU in the season opener: Brandon McGee, Ben Jones and Tyler Horn. Offensive lineman Seantrel Henderson made his first career start at Clemson, linebacker Kelvin Cain made his first start at Clemson and quarterback Stephen Morris saw his first game action at Virginia on Oct. 30.

Feat FIRST

▶ For the first time in school history, the University of Miami recorded a punt return for a touchdown and a kick return for a touchdown in the same game. On Set. 7 at Ohio State, Lamar Miller returned a kickoff 88 yards for a touchdown in the first quarter before Travis Benjamin followed Miller's return with a 79- yard punt return for a touchdown with 3:04 left in the first half.

▶ The last time, a Miami player returned a kickoff for a touchdown was Devin Hester at NC State on Oct. 23, 2004. Hester's return went for 100 yards. Benjamin's punt return of 79 yards tied for the 10th longest in school history. It also was his first career punt return for a touchdown and the first for Miami since Thearon Collier's 60-yard punt return last season against Virginia.

▶ The returns also marked the first time in OSU history that an opponent scored on a punt return and a kick return in the same game against the Buckeyes.

University OF MIAMI CELEBRATES NEW TOP RANKING

▶ The U.S. News and World Report released their official rankings of the top colleges and universities in the nation for 2011. Coming in at number 47 was the University of Miami, which claimed the honor of the top-ranked school in the state of Florida.

▶ This was the first time that UM had been named a Top 50 institution, part of a nine-year span which has seen the school jump 20 spots in the rankings.

▶ The Hurricanes were among seven Atlantic Coast Conference schools ranked among the Top 50 – the most Football Bowl Subdivision schools for any conference. ACC members joining Miami among the national leaders are: Duke, Virginia, Wake Forest, North Carolina, Boston College and Georgia Tech.

▶ Ranking criteria included peer assessment, graduation and retention rates, faculty resources, student selectivity, and giving by alumni.

▶ The editors of U.S. News & World Report have ranked the nation's top universities and colleges for the past 27 years. The 2011 edition of "America's Best Colleges" hit newsstands on August 31, and the rankings can be viewed on the magazine's website at www.usnews.com.

ESPN: 15 OF TOP 200 PLAYERS IN THE NFL ARE ‘CANES

▶ The UM pipeline to NFL stardom is no surprise to anyone that follows the sport as it continues to grow. At the beginning of training camps, 51 UM players were working out with NFL teams. ESPN.com and Scouts Inc. put together a list of the 200 best players in the NFL and Miami had an impressive 15 representatives:

- 2. Andre Johnson - Houston Texans
- 14. Ed Reed - Baltimore Ravens
- 32. Reggie Wayne - Indianapolis Colts
- 36. Vince Wilfork - New England Patriots
- 42. Jon Beason - Carolina Panthers
- 58. Frank Gore - San Francisco 49ers
- 72. DJ Williams - Denver Broncos
- 91. Kellen Winslow - Tampa Bay Buccaneers
- 111. Vernon Carey - Miami Dolphins
- 119. Ray Lewis - Baltimore Ravens
- 140. Eric Winston - Houston Texans
- 148. Jonathan Vilma - New Orleans Saints
- 162. Brandon Meriweather - New England
- 196. Calais Campbell - Arizona Cardinals
- 200. Devin Hester - Chicago Bears

Talent IN SOUTH FLORIDA

▶ The University of Miami's football roster is loaded with student-athletes from Florida and more specifically, South Florida.

▶ The same can be said for rosters in the NFL, where Miami ranks second to only Houston for having the most players from their city.

Cities WITH MOST NFL PLAYERS

| | |
|-------------|----|
| Houston | 24 |
| Miami | 22 |
| Los Angeles | 20 |
| Detroit | 15 |
| New Orleans | 15 |

States WITH MOST NFL PLAYERS

| | |
|------------|-----|
| California | 211 |
| Texas | 181 |
| Florida | 177 |
| Ohio | 85 |
| Georgia | 80 |

Miami TEAM LEADERS

► Here is list of Miami's statistical team leaders through three games this season:

| | | |
|---------------------------|--------------------|-------|
| Passing Yards | Jacory Harris | 1,756 |
| Rushing Yards | Damien Berry | 865 |
| Receiving Yards | Leonard Hankerson | 1,085 |
| Receptions | Leonard Hankerson | 66 |
| Punt Return Yards | Travis Benjamin | 106 |
| Kick Return Yards | Eduardo Clements | 195 |
| Total Touchdowns | Leonard Hankerson | 12 |
| Scoring | Leonard Hankerson | 72 |
| All-Purpose Yards | Leonard Hankerson | 1,085 |
| Solo Tackles | Sean Spence | 56 |
| Total Tackles | Colin McCarthy | 105 |
| Tackles for a loss | Sean Spence | 17.0 |
| Sacks | Allen Bailey | 7.0 |
| Interceptions | Three players | 3 |
| Pass breakups | B. Harris; R. Hill | 8 |
| Fumbles recovered | Vaughn Telemaque | 3 |
| Fumbles forced | Sean Spence | 2 |

Hurricanes IN THE ACC IN 2010

► The following is a list of where UM ranks as a team and individually in the Atlantic Coast Conference this season:

| Team | Rank | Player | Rank |
|----------------------|--------------|--------------------------|--------------|
| Scoring Offense | 6th (27.1) | Lamar Miller | |
| Scoring Defense | 4th (19.7) | Rushing | 9th (63.3) |
| Pass Offense | 5th (232.2) | Damien Berry | |
| Pass Defense | 1st (146.3) | Rushing | 5th (78.6) |
| Rush Offense | 3rd (190.4) | Leonard Hankerson | |
| Rush Defense | 9th (170.8) | Receiving Yards | 1st (90.4) |
| Total Offense | 1st (422.6) | Receptions | 2nd (5.50) |
| Total Defense | 2nd (311.2) | All-Purpose Yards | 10th (90.4) |
| Kickoff Coverage | 8th (42.7) | Scoring TDs | t-4th (6.0) |
| Kickoff Returns | 9th (19.5) | Matt Boshier | |
| Punting | 1st (38.7) | Punting | 1st (44.3) |
| Punt Return Avg. | 11th (4.8) | Scoring (kick) | 9th (5.9) |
| Turnover Margin | 10th (-0.33) | Field Goals | t-9th (1.00) |
| First Downs | 3rd (268) | Field Goal % | t-9th (75.0) |
| Opponent 1st Downs | 2nd (196) | Tackles/Game | 5th (8.3) |
| Red Zone Offense | 11th (76.0) | Tackles for Loss | 5th (1.36) |
| Red Zone Defense | 1st (69.6) | Jacory Harris | |
| Sacks By | 3rd (37) | Passing Average | 5th (195.1) |
| Sacks Against | t-2nd (16) | Passing Efficiency | 8th (119.3) |
| Penalties | 11th (66.9) | Total Offense | 7th (198.1) |
| Opponent Penalties | 9th (54.0) | Allen Bailey | |
| Time of Possession | 11th (28:39) | Sacks | 6th (.58) |
| 3rd Down Conv. | 7th (39.7) | Colin McCarthy | |
| Opp. 3rd Down Conv. | 2nd (33.7) | Tackles | 3rd (9.6) |
| 4th Down Conv. | 11th (40.0) | Sean Spence | |
| Opp. 4th Down Conv. | 1st (40.0) | Tackles | 5th (8.3) |
| Field Goals | t-9th (.750) | Tackles for loss | 4th (1.33) |
| PAT Kicking | 12th (.875) | Ray-Ray Armstrong | |
| Pass Efficiency | 9th (95.8) | Tackles | 23rd (5.9) |
| Pass Def. Efficiency | 1st (96.0) | Vaughn Telemaque | |
| | | Fumbles recovered | t-3rd (0.25) |
| | | Ryan Hill | |
| | | Passes defened | t-4th (0.92) |
| | | Travis Benjamin | |
| | | Punt Return Avg. | 8th (5.0) |

Bosher UP FOR LOWE'S SENIOR CLASS AWARD

► Senior placekicker and punter Matt Bosher has been named one of 30 NCAA football bowl subdivision student-athletes selected as a candidate for the Lowe's Senior CLASS. To be eligible for the award, a student-athlete must be classified as an NCAA Division I senior and have notable achievements in four areas of excellence - community, classroom, character and competition.

► Bosher received his Bachelor's of Arts in history in May of 2010. He also minored in sport administration and is currently pursuing a second degree. He was named to the 2006-07 ACC Academic Honor Roll and is a member of the University of Miami Athletic Director's Honor Roll awarded to student-athletes with semester GPAs of 3.2 or better). He is a two-time University of Miami Book Buster (awarded to student-athletes with semester GPA 3.0 or better).

► Bosher has been involved in numerous community service activities including the University of Miami Football 'Canes on Patrol Program that works with the Broward County Sheriff's Department to encourage Broward youth to stay in school and out of gang and street related violence. He also has served as a mentor in the Fun 4 Kidz program (paired with Miami-Dade area middle-school students) meeting once a month and talking on the phone once-a-week.

► An acronym for Celebrating Loyalty and Achievement for Staying in School, the Lowe's Senior CLASS Award focuses on the total student-athlete and encourages students to use their platform in athletics to make a positive impact as leaders in their communities.

Byrd HONORED BY UM AFRICANA PROGRAM

► University of Miami wide receiver LaRon Byrd was selected as one of three recipients of the Fannie Lou Hamer Academic Achievement Award, given to the Most Improved Students, in terms of Africana Studies Program courses at UM.

► LaRon has excellent attendance, participates in class, completes all assignments on time and has an overall positive attitude toward learning which is to be applauded, said Dr. Patti Rose, Professor, UM Africana and American Studies. As a student-athlete, he is exemplary, in the classroom setting, which is wonderful to see.

► Byrd received the award on May 17 at the First Annual Fannie Lou Hamer, Africana Studies Program Achievement Awards at the Wesley Gallery on the campus of the University of Miami.

'Canes PREDICTED SECOND IN COASTAL

► Miami was voted to finish second in the ACC Coastal Division by media members at the 2010 ACC Football Kickoff earlier this fall. After finishing the season 9-4 (5-3 ACC) and advancing to the Champs Sports Bowl in Orlando, the Hurricanes picked up 444 points from members of the working media, while collecting 20 first place votes within the Coastal Division.

► Virginia Tech was predicted on 50 ballots to win its fourth ACC crown. Florida State finished second with 26 votes, followed by Miami (10), Georgia Tech (8), Boston College (2) and North Carolina (2). The Hokies were also tabbed to win the ACC's Coastal Division, earning 532 points and 62 first-place votes.

► Miami followed in second place (444 points, 20 first-place votes); Georgia Tech was third (408); North Carolina fourth (379); fifth was Duke (169); and Virginia (126) rounded out the six-team Coastal Division.

Offense THRIVING UNDER WHIPPLE

► The University of Miami's has had two of its most productive seasons under offensive coordinator Mark Whipple.

► The 2009 offense finished first in UM history in first downs gained passing (169) and second in overall first downs (275) while the 2010 team is fourth in total first downs.

TOP 5 SINGLE SEASON FIRST DOWNS GAINED IN UM HISTORY

| Rank | | First downs |
|----------|-------------|-------------|
| 1 | 1984 | 288 |
| 2 | 2009 | 275 |
| 3 | 1989 | 270 |
| 4 | 2010 | 268 |
| 5 | 2002 | 267 |

Jacory IN 2009

► Junior quarterback Jacory Harris had one the most productive passing seasons in recent memory in 2009.

► Here is a list of where Harris' 2009 season ranks in a single-season in UM history:

TOP 10 SINGLE SEASON PASSING YARDS IN UM HISTORY

| Rank | | Yards |
|----------|-----------------------------|--------------|
| 1 | Bernie Kosar (1984) | 3,642 |
| 2 | Ken Dorsey (2002) | 3,369 |
| 3 | Craig Erickson (1990) | 3,363 |
| 4 | Jacory Harris (2009) | 3,352 |
| 5 | Vinny Testaverde (1985) | 3,238 |
| 6 | Steve Walsh (1988) | 3,115 |
| 7 | Gino Torretta (1991) | 3,095 |
| 8 | Gino Torretta (1992) | 3,060 |
| 9 | Ken Dorsey (2000) | 2,737 |
| 10 | Brock Berlin (2004) | 2,680 |

TOP 10 SINGLE SEASON TOUCHDOWN PASSES IN UM HISTORY

| Rank | | TDs |
|----------|-----------------------------|-----------|
| 1 | Steve Walsh (1988) | 29 |
| 2 | Ken Dorsey (2002) | 28 |
| 3 | Vinny Testaverde (1986) | 26 |
| 4t | Bernie Kosar (1984) | 25 |
| | Ken Dorsey (2000) | 25 |
| 6 | Jacory Harris (2009) | 24 |
| 7 | Ken Dorsey (2001) | 23 |
| 8t | Craig Erickson (1990) | 22 |
| | Brock Berlin (2004) | 22 |
| 10 | Vinny Testaverde (1985) | 21 |

TOP 10 SINGLE SEASON PASS ATTEMPTS IN UM HISTORY

| Rank | | Attempts |
|----------|-----------------------------|------------|
| 1 | Bernie Kosar (1984) | 416 |
| 2 | Jacory Harris (2009) | 406 |
| 3 | Gino Torretta (1992) | 402 |
| 4t | Craig Erickson (1990) | 393 |
| | Ken Dorsey (2002) | 393 |
| 6 | Steve Walsh (1988) | 390 |
| 7 | Gino Torretta (1991) | 371 |
| 8t | Vinny Testaverde (1985) | 352 |
| | Brock Berlin (2003) | 352 |
| 10 | Brock Berlin (2004) | 348 |

TOP 10 SINGLE SEASON PASS COMPLETIONS IN UM HISTORY

| Rank | | Completions |
|----------|-----------------------------|-------------|
| 1 | Bernie Kosar (1984) | 262 |
| 2 | Jacory Harris (2009) | 242 |
| 3 | Steve Walsh (1988) | 233 |
| 4 | Gino Torretta (1992) | 228 |
| 5 | Craig Erickson (1990) | 225 |
| 6 | Ken Dorsey (2002) | 222 |
| 7 | Vinny Testaverde (1985) | 216 |
| 8 | Brock Berlin (2003) | 211 |
| 9 | Gino Torretta (1991) | 205 |
| 10 | Bernie Kosar (1983) | 201 |

It's BEEN A WHILE

▶ Quarterback Jacory Harris entered the 2009 season snapping a streak of at least 16 years since a player from Miami-Dade County quarterbacked a University of Miami team. Hialeah High School's Ryan Collins started the last seven games of the 1993 season, but did not go into the season as the starter. Kary Baker was the last Miami-Dade County quarterback to enter the season as the starting quarterback. Baker, from Miami-Edison High School, was UM's starter in 1974 and also was Miami's first African-American quarterback.

MIAMI QUARTERBACKS SINCE 1974

| | | |
|-------------|----------------------|-----------------------|
| 2009 | Jacory Harris | Miami |
| 2008 | Robert Marve | Tampa |
| 2007 | Kyle Wright | Danville, Calif. |
| 2006 | Kyle Wright | Danville, Calif. |
| 2005 | Kyle Wright | Danville, Calif. |
| 2004 | Brock Berlin | Shreveport, La. |
| 2003 | Brock Berlin | Shreveport, La. |
| 2002 | Ken Dorsey | Orinda, Calif. |
| 2001 | Ken Dorsey | Orinda, Calif. |
| 2000 | Ken Dorsey | Orinda, Calif. |
| 1999 | Ken Dorsey | Orinda, Calif. |
| 1998 | Scott Covington | Laguna Niguel, Calif. |
| 1997 | Ryan Clement | Denver, Colo. |
| 1996 | Ryan Clement | Denver, Colo. |
| 1995 | Ryan Clement | Denver, Colo. |
| 1994 | Frank Costa | Philadelphia, Pa. |
| 1993 | Frank Costa | Philadelphia, Pa. |
| | Ryan Collins | Pembroke Pines |
| 1992 | Gino Torretta | Pinole, Calif. |
| 1991 | Gino Torretta | Pinole, Calif. |
| 1990 | Craig Erickson | West Palm Beach |
| 1989 | Craig Erickson | West Palm Beach |
| 1988 | Steve Walsh | St. Paul, Minn. |
| 1987 | Steve Walsh | St. Paul, Minn. |
| 1986 | Vinny Testaverde | Elmont, N.Y. |
| 1985 | Vinny Testaverde | Elmont, N.Y. |
| 1984 | Bernie Kosar | Boardman, Ohio |
| 1983 | Bernie Kosar | Boardman, Ohio |
| 1982 | Mark Richt | Boca Raton |
| 1981 | Jim Kelly | East Brady, Pa. |
| 1980 | Jim Kelly | East Brady, Pa. |
| 1979 | Mike Rodrigue | Tallahassee |
| 1978 | Kenny McMillian | DeLand |
| 1977 | Kenny McMillian | DeLand |
| | E.J. Baker | Lakeland |
| 1976 | E.J. Baker | Lakeland |
| 1975 | E.J. Baker | Lakeland |
| 1974 | Kary Baker | Miami |

Going BOWLING

- ▶ With Miami's win over Maryland on Nov. 6, the 'Canes became bowl eligible. Miami has appeared in a bowl game 24 times in the last 27 seasons.
- ▶ The Hurricanes own an all-time record of 19-16 in 35 bowl appearances, including a record of 8-4 in bowl games since beating Virginia in the 1996 Carquest Bowl.

Brandon HARRIS IS A THORPE SEMIFINALIST

- ▶ University of Miami junior cornerback Brandon Harris was named as one of 10 semifinalists for the Jim Thorpe Award. Harris was the only student-athlete from the Atlantic Coast Conference to be named a semifinalist for the award, which is given annually to the nation's best collegiate defensive back and awarded to LSU's Patrick Peterson this year.
- ▶ It marks the second straight year Harris was named a semifinalist for the Thorpe Award. Other Hurricanes to be named semifinalists for the award include Kenny Phillips (2007), Brandon Meriweather (2005), Antrel Rolle (2004), Sean Taylor (2003), Ed Reed (2001), C.J. Richardson (1994), Ryan McNeil (1992) and Bennie Blades (1987). Taylor was named a semifinalist in 2003 and Blades won the award in 1987.

Bailey NAMED DEFENSIVE PLAYER OF THE WEEK

- ▶ University of Miami senior defensive lineman Allen Bailey was named the National College Football Performance Awards Co-Defensive Player of the Week after his performance against UNC on Oct. 23. Bailey led the 'Canes to a 33-10 victory over North Carolina, recording six tackles and a career-best 3.5 sack in the convincing win over the Tar Heels.
- ▶ Bailey shared the weekly award with Pittsburgh's Brandon Lindsey, who had three sacks and a forced fumble in the Panthers' win over Rutgers.

Gino TORRETTA ENSHRINED IN COLLEGE FOOTBALL HOF

- ▶ Former University of Miami quarterback Gino Torretta was enshrined into the National Football Foundation (NFF) College Football Hall of Fame in South Bend, Ind. on July 17. Torretta is the sixth Hurricane to be selected for induction, as he joined former student-athletes Bennie Blades, (2006), Don Bosseler (1990) and Ted Hendricks (1987) along with coaches Andy Gustafson (1985) and Jack Harding (1980) in the Hall.
- ▶ Torretta, along with the 23 other inductees in this year's class, took part in two full days of activities in conjunction with the enshrinement, which was held Saturday night at the Century Center Convention Center.
- ▶ A key factor in many of Miami's national championship-contending teams, Torretta became one of the most decorated players in college football history, claiming unanimous First Team All-America honors, the Heisman Trophy, Davey O'Brien, Johnny Unitas Golden Arm, Maxwell and Walter Camp awards in 1992

Miami HOPES TO DELIVER DREAMS WITH NEW ONLINE SHOP

- ▶ Dreams, Inc. (NYSE Amex: DRJ), a vertically integrated leader in the licensed sports products industry, announced that it has signed an agreement with the University of Miami Athletics to re-launch the Hurricanes on-line fan shop (URL - ShopMiamiHurricanes.com).
- ▶ The multi-year deal marks the second alliance for Dreams with top-tier college athletics, following on the recent announcement regarding the University of Texas Longhorns.

Spring GAME RECAP

- ▶ Travis Benjamin hauled in six catches for 171 yards and a touchdown and quarterbacks Stephen Morris and Spencer Whipple combined for 321 passing yards and three TDs as the Hurricanes defeated Miami, 58-53, in the University of Miami football team's annual spring game Saturday at Traz Powell Stadium in front of an estimated crowd of 10,000.
- ▶ Team Hurricanes were comprised of the second and third team offenses and the first team, defense while Team Miami was comprised of the first team offense and second and third team defenses. The offenses earned six points for a touchdown, three points for a field goal, one point for an extra point, one point for crossing the 50-yard line and one point for every first down. The defenses earned one point for a three-and-out, two points for an interception, two points for a fumble recovery and six points for a touchdown.
- ▶ Morris completed 12-of-21 passes for 209 yards, two TDs and one INT. Whipple went 7-of-16 for 112 yards and one touchdown. A.J. Highsmith quarterbacked UM and went 11-of-20 for 131 yards with three TDs and two interceptions.
- ▶ Kendal Thompkins caught a game-high eight passes for 84 yards and one touchdown for the Hurricanes. Leonard Hankerson had three receptions for 61 yards and two touchdowns.
- ▶ Linebacker Sean Spence led the Hurricanes with eight tackles. Vaughn Telemaque added six tackles for the Hurricanes. Brandon McGee had seven tackles and two pass breakups for Miami while safety Ray Ray Armstrong intercepted two passes.

'Canes AND THE LEAGUE

► More than 275 former Hurricanes have gone on to play in the NFL.
 ► 33 Hurricanes have been a part of a Super Bowl winning team and a total of 67 former Canes have played in a Super Bowl.
 ► Three Hurricanes - Jonathan Vilma, Jeremy Shockey and Glenn Sharpe -- were members of the Super Bowl XLIV Champion New Orleans Saints this past season.
 ► 42 former Hurricanes are currently with NFL teams as of Dec. 20, 2010.

ARIZONA CARDINALS

Calais Campbell DL

ATLANTA FALCONS

Spencer Adkins LB

BUFFALO BILLS

Roscoe Parrish WR

BALTIMORE RAVENS

Tavares Gooden LB
 Ray Lewis LB
 Willis McGahee RB
 Ed Reed S

CAROLINA PANTHERS

Jon Beason LB

CHICAGO BEARS

Devin Hester WR/PR
 Greg Olsen TE

DALLAS COWBOYS

Leon Williams LB

DENVER BRONCOS

D.J. Williams LB

DETROIT LIONS

Jason Fox OT

GREEN BAY PACKERS

Sam Shields CB

HOUSTON TEXANS

Rashad Butler OL
 Andre Johnson WR
 Chris Myers OL
 Darryl Sharpton LB
 Eric Winston OL

INDIANAPOLIS COLTS

Reggie Wayne WR
 Javaris James RB

MIAMI DOLPHINS

Vernon Carey OL
 Dedrick Epps TE

MINNESOTA VIKINGS

Bryant McKinnie OL

NEW ENGLAND PATRIOTS

Brandon Meriweather S
 Vince Wilfork DL

NEW ORLEANS SAINTS

Jimmy Graham TE
 Jeremy Shockey TE
 Jonathan Vilma LB

NEW YORK GIANTS

Bruce Johnson DB
 Sinorice Moss (IR) WR
 Kenny Phillips S
 Antrel Rolle DB

PHILADELPHIA EAGLES

Antonio Dixon DL

SAN FRANCISCO 49ERS

Frank Gore RB

SEATTLE SEAHAWKS

Kelly Jennings DB

TAMPA BAY BUCCANEERS

Kellen Winslow TE

WASHINGTON REDSKINS

Phillip Buchanon CB
 Rocky McIntosh LB
 Santana Moss WR
 Clinton Portis RB

'Canes IN THE PRO BOWL

► Eleven former University of Miami football players were named to the 2010 NFL Pro Bowl, easily the highest representation for any school in the nation. The list included:

| | | |
|----|---------------------|----------------------|
| CB | Antrel Rolle | Arizona Cardinals |
| WR | Andre Johnson | Houston Texans |
| WR | Reggie Wayne | Indianapolis Colts |
| RB | Clinton Portis | Washington Redskins |
| LB | Ray Lewis | Baltimore Ravens |
| LB | Jon Beason | Carolina Panthers |
| S | Ed Reed | Baltimore Ravens |
| RB | Frank Gore | San Francisco 49ers |
| S | Brandon Meriweather | New England Patriots |
| DT | Vince Wilfork | New England Patriots |
| OT | Bryant McKinnie | Minnesota Vikings |

'Canes IN THE NFL - THROUGH WEEK 15

► Here are some of the top performances by Hurricanes in the NFL this season. Statistics are through Week 15 of the NFL season.

Santana Moss - Washington Redskins WR

- Is 13th in the NFL with 956 receiving yards; Has 79 catches and six touchdowns

Reggie Wayne - Indianapolis Colts WR

- Receeded his seventh straight 1,000-yard season; Ranks third in NFL with 1,247 yards

Rocky McIntosh - Washington Redskins LB

- Ranks 25th in the NFL and second on the Redskins with 98 tackles

Brandon Meriweather - New England Patriots SS

- Has 61 tackles and three interceptions for the Patriots

Jon Beason - Carolina Panthers LB vs. Baltimore

- Ranks 19th in the NFL with 104 tackles - his fourth straight 100-tackle season

D.J. Williams - Denver Broncos LB

- Ranks 13th in the NFL and leads the Broncos with 112 tackles

Andre Johnson - Houston Texans WR

- Ranks fourth in the NFL with 1,216 receiving yards to go along with eight TD catches

Frank Gore - San Francisco 49ers RB

- Had 853 rushing yards and 452 receiving yards in 11 games before season-ending injury

Ed Reed - Baltimore Ravens FS vs. Carolina

- Has 32 tackles and four interceptions despite missing the season's first six games

Devin Hester - Chicago Bears WR/Returner

- Has 411 receiving yards and set NFL record for most career returns for TDs (14)

Ray Lewis - Baltimore Ravens LB

- Tied for fifth in the NFL with 125 total tackles; Also has two INTs, two sacks and two FF

Jonathan Vilma - New Orleans Saints LB

- Ranks 24th in the NFL with 99 tackles; Also has three forced fumbles

Antrel Rolle - New York Giants FS

- Has 75 tackles and one interception in his first year in New York

Kellen Winslow - Tampa Bay Bucaneers TE

- Caught 56 passes for 604 yards and three touchdowns thus far

2010 ALPHABETICAL ROSTER

| No. | Name | Class | Pos. | Ht. | Wt. | Hometown/High School/College |
|-----|--------------------|-------|------|------|-----|--|
| 26 | Ray-Ray Armstrong | Soph. | DB | 6-4 | 215 | Sanford, Fla./Seminole HS |
| 57 | Allen Bailey | Sr. | DL | 6-4 | 285 | Sapelo, Ga./McIntosh County Academy |
| 73 | Jermaine Barton | Fr. | OL | 6-7 | 283 | Fort Lauderdale, Fla./St. Thomas Aquinas HS |
| 3 | Travis Benjamin | Jr. | WR | 5-11 | 176 | Belle Glade, Fla./Glades Central HS |
| 20 | Damien Berry | Sr. | RB | 6-0 | 215 | Belle Glade, Fla./Glades Central HS |
| 25 | Matt Boshier | Sr. | P/PK | 6-0 | 205 | Jupiter, Fla./Jupiter HS |
| 76 | Jeffrey Brown | Fr. | DL | 6-3 | 275 | Evanston, Ill./Evanston HS |
| 45 | Ramon Buchanan | Jr. | LB | 6-1 | 220 | Melbourne, Fla./Palm Bay HS |
| 79 | Malcolm Bunche | Fr. | OL | 6-7 | 328 | Newark, Del./Milford (N.Y.)/Newark HS |
| 47 | LaRon Byrd | Jr. | WR | 6-4 | 215 | Hahnville, La./Hahnville HS |
| 94 | Kelvin Cain | Fr. | LB | 6-3 | 226 | Clovis, Calif./Buchanan HS |
| 43 | John Calhoun | Jr. | FB | 6-3 | 255 | Micco, Fla./Sebastian River HS |
| 37 | Jared Campbell | Sr. | DB | 6-0 | 205 | Aurora, Colo./Overland HS |
| 32 | Lee Chambers | Jr. | DB | 5-10 | 195 | Coffeeville, Miss./Coffeeville HS |
| 23 | Eduardo Clements | Fr. | RB | 5-9 | 190 | Miami, Fla./Booker T. Washington HS |
| 82 | Asante Cleveland | Fr. | TE | 6-5 | 245 | Sacramento, Calif./Christian Brothers HS |
| 2 | Graig Cooper | Sr. | RB | 6-0 | 205 | Memphis, Tenn./Melrose/Milford Prep |
| 39 | Tyrone Cornileus | Fr. | LB | 6-2 | 195 | Stone Mountain, Ga./Stephenson HS |
| 18 | Devont'a Davis | Fr. | DB | 6-1 | 175 | Gainesville, Fla./Gainesville HS |
| 49 | Dyron Dye | R-Fr. | DL | 6-5 | 255 | Sanford, Fla./Seminole HS |
| 70 | Jonathan Feliciano | Fr. | OL | 6-5 | 330 | Davie, Fla./Western HS |
| 61 | Joel Figueroa | Sr. | OL | 6-6 | 323 | Miami, Fla./North Miami HS |
| 9 | Chase Ford | Jr. | TE | 6-6 | 245 | Corrigan, Texas/Kilgore JC/Corrigan-Camden |
| 99 | Marcus Forston | Soph. | DL | 6-3 | 305 | Miami, Fla./Northwestern HS |
| 74 | Orlando Franklin | Sr. | OL | 6-7 | 312 | Delray Beach, Fla./Atlantic HS |
| 58 | Jordan Futch | Jr. | LB | 6-3 | 240 | Hollywood, Fla./Chaminade Madonna College Prep |
| 59 | James Gaines | Fr. | LB | 6-3 | 205 | Getzville, N.Y./Canisius HS |
| 28 | Nathan Gholston | Soph. | DB | 5-7 | 180 | Westland, Mich./Plymouth HS |
| 69 | Sean Goldstein | Soph. | LB | 6-0 | 225 | Dresher, Pa./Chestnut Hill Academy |
| 84 | Richard Gordon | Sr. | TE | 6-4 | 265 | Miami, Fla./Norland/Milford Prep (N.Y.) |
| 51 | Shayon Green | R-Fr. | LB | 6-3 | 230 | Tifton, Ga./Tifton County HS |
| 66 | Harland Gunn | Jr. | OL | 6-2 | 315 | Omaha, Neb./Central HS |
| 33 | Maurice Hagens | Fr. | RB | 5-11 | 232 | Riverview, Fla./Tampa Bay Tech HS |
| 19 | Darion Hall | Fr. | RB | 5-11 | 190 | Naples, Fla./Lely HS |
| 85 | Leonard Hankerson | Sr. | WR | 6-3 | 205 | Fort Lauderdale, Fla./St. Thomas Aquinas HS |
| 1 | Brandon Harris | Jr. | DB | 5-11 | 195 | Miami, Fla./Booker T. Washington HS |
| 12 | Jacory Harris | Jr. | QB | 6-4 | 200 | Miami, Fla./Northwestern HS |
| 77 | Seantrel Henderson | Fr. | OL | 6-8 | 355 | St. Paul, Minn./Cretin-Hall Derham HS |
| 11 | Alonzo Highsmith | Soph. | QB | 6-0 | 195 | Missouri City, Texas/Hightower HS |
| 13 | Ryan Hill | Sr. | DB | 6-0 | 205 | Tallahassee, Fla./Rickards HS |
| 30 | Patrick Hill | Sr. | FB | 5-9 | 255 | Torrance, Calif./Fairfax HS (Calif.)/EI Camino |
| 63 | Tyler Horn | Jr. | OL | 6-4 | 295 | Memphis, Tenn./University HS |
| 92 | Josh Holmes | Sr. | DL | 6-0 | 280 | San Diego, Calif./Point Loma HS |
| 34 | C.J. Holton | Soph. | LB | 6-1 | 230 | Crawfordville, Fla./Wakulla HS |
| 80 | Allen Hurns | Fr. | WR | 6-3 | 180 | Miami, Fla./Carol City HS |
| 60 | Chris Ivory | Jr. | LS | 6-2 | 228 | Bellevue, Fla./Bellevue HS |
| 5 | Mike James | Soph. | RB | 6-0 | 217 | Haines City, Fla./Ridge Community HS |
| 4 | Aldarius Johnson | Jr. | WR | 6-3 | 200 | Miami, Fla./Northwestern HS |
| 81 | Davon Johnson | Soph. | WR | 6-0 | 185 | Miami, Fla./Booker T. Washington HS |

| No. | Name | Class | Pos. | Ht. | Wt. | Hometown/High School/College |
|-----|--------------------|-------|------|------|-----|---|
| 78 | Jermaine Johnson | R-Fr. | OL | 6-6 | 330 | Fort Lauderdale, Fla./Hargrave Military Academy |
| 24 | Storm Johnson | Fr. | RB | 6-0 | 218 | Loganville, Ga./Loganville HS |
| 55 | Ben Jones | Soph. | OL | 6-5 | 300 | Miami, Fla./Northwestern HS |
| 98 | Jeremy Lewis | Jr. | DL | 6-4 | 310 | West Palm Beach, Fla./Palm Beach Lakes |
| 65 | Brandon Linder | Fr. | OL | 6-6 | 300 | Southwest Ranches, Fla./St. Thomas Aquinas |
| 44 | Colin McCarthy | Sr. | LB | 6-2 | 240 | Birdsboro, Pa./Clearwater (Fla.) Central Catholic |
| 62 | Shane McDermott | Fr. | OL | 6-4 | 280 | Lake Worth, Fla./Palm Beach Central HS |
| 21 | Brandon McGee | Soph. | DB | 6-0 | 180 | Plantation, Fla./Plantation HS |
| 6 | Lamar Miller | R-Fr. | RB | 5-11 | 210 | Miami, Fla./Killian HS |
| 17 | Stephen Morris | Fr. | QB | 6-2 | 183 | Miami, Fla./Monsignor Pace HS |
| 38 | Cory Nelms | Sr. | DB | 6-0 | 195 | Neptune, N.J./Neptune HS |
| 52 | Kevin Nelson | Fr. | LB | 6-0 | 213 | Gainesville, Fla./Gainesville HS |
| 29 | JoJo Nicolas | Jr. | DB | 6-1 | 205 | Homestead, Fla./Homestead Senior HS |
| 97 | Adewale Ojomo | Jr. | DL | 6-4 | 260 | Hialeah, Fla./Hialeah HS |
| 53 | Levi Paalua | Soph. | LB | 6-2 | 225 | Laie, Hawaii/Kahuku HS |
| 27 | Keion Payne | Fr. | DB | 5-10 | 177 | Fort Lauderdale, Fla./St. Thomas Aquinas HS |
| 96 | Curtis Porter | Soph. | DL | 6-1 | 315 | Charlotte, N.C./Victory Christian HS |
| 54 | Micanor Regis | Jr. | DL | 6-3 | 305 | Pahokee, Fla./Pahokee HS |
| 15 | Jamal Reid | R-Fr. | DB | 6-1 | 190 | Mayo, Fla./Lafayette HS |
| 36 | Kylan Robinson | Sr. | LB | 6-1 | 235 | Anchorage, Alaska/Tampa Chamberlain HS |
| 93 | Luther Robinson | R-Fr. | DL | 6-3 | 295 | Fort Pierce, Fla./Westwood HS |
| 56 | Marcus Robinson | Jr. | DL | 6-1 | 240 | Homestead, Fla./Homestead HS |
| 22 | Kacy Rodgers | Fr. | DB | 6-2 | 195 | Southlake, Texas/Southlake Carroll HS |
| 88 | Billy Sanders | R-Fr. | TE | 6-4 | 248 | Phoenix, Ariz./Brophy College Prep |
| 48 | Andrew Smith | Jr. | DL | 6-3 | 245 | Coconut Creek, Fla./Monarch HS |
| 31 | Sean Spence | Jr. | LB | 6-0 | 220 | Miami, Fla./Northwestern HS |
| 86 | Tommy Streeter | Soph. | WR | 6-5 | 210 | Miami, Fla./Northwestern HS |
| 87 | Andrew Tallman | Fr. | TE | 6-5 | 245 | Carthage, N.Y./Boston College HS |
| 7 | Vaughn Telemaque | Soph. | DB | 6-2 | 207 | Long Beach, Calif./Long Beach Poly HS |
| 83 | Kendal Thompkins | Soph. | WR | 5-10 | 182 | Miami, Fla./Northwestern HS |
| 8 | DeMarcus Van Dyke | Sr. | DB | 6-1 | 185 | Miami, Fla./Pace HS |
| 35 | Olivier Vernon | Soph. | DL | 6-4 | 250 | Miami, Fla./American HS |
| 46 | Clive Walford | Fr. | TE | 6-5 | 235 | Belle Glade, Fla./Glades Central HS |
| 72 | Brandon Washington | Soph. | OL | 6-4 | 330 | Miami, Fla./Milford (N.Y.) Academy |
| 75 | Jared Wheeler | R-Fr. | OL | 6-5 | 315 | Miami, Fla./American Heritage HS |
| 16 | Spencer Whipple | Jr. | QB | 6-2 | 210 | Miami, Fla./Pine Richland (Pa.) HS/UMass |
| 71 | Cory White | R-Fr. | OL | 6-6 | 270 | Orange Park, Fla./Fleming Island HS |
| 40 | Jake Wieclaw | Soph. | K | 6-2 | 200 | New Lenox, Ill./Lincoln Way Central HS |
| 41 | Travis Williams | Fr. | LB | 6-3 | 202 | Norfolk, Va./Lake Taylor HS |

Additional Walk-Ons

| | | | | | |
|----------------|-------|-----|------|-----|--|
| Ben Bruneau | Soph. | WR | 6-2 | 210 | Opa-Locka, Fla./UCLA/Monsignor Pace HS |
| Akil Craig | Soph. | LB | 6-1 | 200 | Tampa, Fla./Jesuit HS |
| Cameron Dean | Fr. | K/P | 6-3 | 245 | Gulfstream, Fla./Saint Andrew's School |
| Ben Hopfinger | Fr. | K | 6-0 | 188 | Plantation, Fla./St. Thomas Aquinas HS |
| Erik Lichter | Soph. | LB | 6-0 | 225 | Coconut Grove, Fla./Northeastern/Gulliver Prep |
| Eduardo Lopez | Fr. | OL | 6-1 | 315 | Miami, Fla./Southwest Miami HS |
| Shawn O'Dare | Soph. | WR | 5-10 | 185 | Vero Beach, Fla./Vero Beach HS |
| David Thompson | R-Fr. | FB | 5-10 | 250 | Miami, Fla./Coral Reef HS |

PRONUNCIATION GUIDE

| | |
|--------------------|--------------------|
| Matt Boshier | BOSH-er |
| Ben Bruneau | Broo-NO |
| Ramon Buchanan | ray-mon |
| LaRon Byrd | luh-RON |
| Jared Campbell | JAIR-ed |
| Asante Cleveland | AH-sohn-tay |
| Graig Cooper | GREG |
| Akil Craig | A-KEEL |
| Devont'a Davis | dah-VON-tay |
| Dyron Dye | DYE-ron |
| Jonathan Feliciano | FAH-lee-see-ah-no |
| Joel Figueroa | Jo-el fig-er-OH-uh |

| | |
|------------------|-----------------------|
| Shayon Green | SHAY-on |
| Davon Johnson | duh-VON |
| Erik Lichter | LICK-ter |
| JoJo Nicholas | NICK-o-less |
| Adewale Ojomo | ad-uh-WALL-ee o-JO-mo |
| Levi Paalua | PAH-ah-lu-ah |
| Keion Payne | KEY-ahn |
| Micanor Regis | muh-connor REE-gis |
| Kylan Robinson | KIE-lin |
| Vaughn Telemaque | TELL-uh-mack |
| Olivier Vernon | OH-liv-ee-ay |
| Jake Wieclaw | WHY-claw |

2010 NUMERICAL ROSTER

| No. | Name | Class | Pos. | Ht. | Wt. | Hometown/High School/College |
|-----|-------------------|-------|------|------|-----|--|
| 1 | Brandon Harris | Jr. | DB | 5-11 | 195 | Miami, Fla./Booker T. Washington HS |
| 2 | Graig Cooper | Sr. | RB | 6-0 | 205 | Memphis, Tenn./Melrose HS/Milford Prep |
| 3 | Travis Benjamin | Jr. | WR | 5-11 | 176 | Belle Glade, Fla./Glades Central HS |
| 4 | Aldarius Johnson | Jr. | WR | 6-3 | 200 | Miami, Fla./Northwestern HS |
| 5 | Mike James | Soph. | RB | 6-0 | 217 | Haines City, Fla./Ridge Community HS |
| 6 | Lamar Miller | R-Fr. | RB | 5-11 | 210 | Miami, Fla./Killian HS |
| 7 | Vaughn Telemaque | Soph. | DB | 6-2 | 207 | Long Beach, Calif./Long Beach Poly HS |
| 8 | DeMarcus Van Dyke | Sr. | DB | 6-1 | 185 | Miami, Fla./Pace HS |
| 9 | Chase Ford | Jr. | TE | 6-6 | 245 | Corrigan, Texas/Kilgore JC/Corrigan-Camden |
| 11 | Alonzo Highsmith | Soph. | QB | 6-0 | 195 | Missouri City, Texas/Hightower HS |
| 12 | Jacory Harris | Jr. | QB | 6-4 | 200 | Miami, Fla./Northwestern HS |
| 13 | Ryan Hill | Sr. | DB | 6-0 | 205 | Tallahassee, Fla./Rickards HS |
| 15 | Jamal Reid | R-Fr. | DB | 6-1 | 190 | Mayo, Fla./Lafayette HS |
| 16 | Spencer Whipple | Jr. | QB | 6-2 | 210 | Miami, Fla./Pine Richland (Pa.) HS/UMass |
| 17 | Stephen Morris | Fr. | QB | 6-2 | 183 | Miami, Fla./Monsignor Pace HS |
| 18 | Devont'a Davis | Fr. | DB | 6-1 | 175 | Gainesville, Fla./Gainesville HS |
| 19 | Darion Hall | Fr. | RB | 5-11 | 190 | Naples, Fla./Lely HS |
| 20 | Damien Berry | Sr. | RB | 6-0 | 215 | Belle Glade, Fla./Glades Central HS |
| 21 | Brandon McGee | Soph. | DB | 6-0 | 180 | Plantation, Fla./Plantation HS |
| 22 | Kacy Rodgers | Fr. | DB | 6-2 | 195 | Southlake, Texas/Southlake Carroll HS |
| 23 | Eduardo Clements | Fr. | RB | 5-9 | 190 | Miami, Fla./Booker T. Washington HS |
| 24 | Storm Johnson | Fr. | RB | 6-0 | 218 | Loganville, Ga./Loganville HS |
| 25 | Matt Boshier | Sr. | P/PK | 6-0 | 205 | Jupiter, Fla./Jupiter HS |
| 26 | Ray-Ray Armstrong | Soph. | DB | 6-4 | 215 | Sanford, Fla./Seminole HS |
| 27 | Keion Payne | Fr. | DB | 5-10 | 177 | Fort Lauderdale, Fla./St. Thomas Aquinas |
| 28 | Nathan Gholston | Soph. | DB | 5-7 | 180 | Westland, Mich./Plymouth HS |
| 29 | JoJo Nicolas | Jr. | DB | 6-1 | 205 | Homestead, Fla./Homestead Senior HS |
| 30 | Patrick Hill | Sr. | FB | 5-9 | 255 | Torrance, Calif./Fairfax HS (Calif.)El Camino C.C. |
| 31 | Sean Spence | Jr. | LB | 6-0 | 220 | Miami, Fla./Northwestern HS |
| 32 | Lee Chambers | Jr. | RB | 5-10 | 195 | Coffeeville, Miss./Coffeeville HS |
| 33 | Maurice Hagens | Fr. | RB | 5-11 | 232 | Riverview, Fla./Tampa Bay Tech HS |
| 34 | C.J. Holton | Soph. | LB | 6-1 | 230 | Crawfordville, Fla./Wakulla HS |
| 35 | Olivier Vernon | Soph. | DL | 6-4 | 250 | Miami, Fla./American HS |
| 36 | Kylan Robinson | Sr. | LB | 6-1 | 235 | Anchorage, Alaska/Tampa Chamberlain HS |
| 37 | Jared Campbell | Sr. | DB | 6-0 | 205 | Aurora, Colo./Overland HS |
| 38 | Cory Nelms | Sr. | DB | 6-0 | 195 | Neptune, N.J./Neptune HS |
| 39 | Tyrone Cornileus | Fr. | LB | 6-2 | 195 | Stone Mountain, Ga./Stephenson HS |
| 40 | Jake Wieclaw | Soph. | K | 6-2 | 200 | New Lenox, Ill./Lincoln Way Central HS |
| 43 | John Calhoun | Jr. | FB | 6-3 | 255 | Micco, Fla./Sebastian River HS |
| 44 | Colin McCarthy | Sr. | LB | 6-2 | 240 | Birdsboro, Pa./Clearwater (Fla.) Central Catholic |
| 45 | Ramon Buchanan | Jr. | LB | 6-1 | 220 | Melbourne, Fla./Palm Bay HS |
| 46 | Clive Walford | Fr. | TE | 6-5 | 235 | Belle Glade, Fla./Glades Central HS |
| 47 | LaRon Byrd | Jr. | WR | 6-4 | 215 | Hahnville, La./Hahnville HS |
| 48 | Andrew Smith | Jr. | DL | 6-3 | 245 | Coconut Creek, Fla./Monarch HS |
| 49 | Dyron Dye | R-Fr. | DL | 6-5 | 255 | Sanford, Fla./Seminole HS |
| 51 | Shayon Green | R-Fr. | LB | 6-3 | 230 | Tifton, Ga./Tifton County HS |
| 52 | Kevin Nelson | Fr. | LB | 6-0 | 213 | Gainesville, Fla./Gainesville HS |
| 53 | Levi Paalua | Soph. | LB | 6-2 | 225 | Laie, Hawaii/Kahuku HS |
| 54 | Micanor Regis | Jr. | DL | 6-3 | 305 | Pahokee, Fla./Pahokee HS |
| 55 | Ben Jones | Soph. | OL | 6-5 | 300 | Miami, Fla./Northwestern HS |
| 56 | Marcus Robinson | Jr. | DL | 6-1 | 240 | Homestead, Fla./Homestead HS |

| No. | Name | Class | Pos. | Ht. | Wt. | Hometown/High School/College |
|-----|--------------------|-------|------|------|-----|--|
| 57 | Allen Bailey | Sr. | DL | 6-4 | 285 | Sapelo, Ga./McIntosh County Academy |
| 58 | Jordan Futch | Jr. | LB | 6-3 | 240 | Hollywood, Fla./Chaminade Madonna |
| 59 | James Gaines | Fr. | LB | 6-3 | 205 | Getzville, N.Y./Canisius HS |
| 60 | Chris Ivory | Jr. | LS | 6-2 | 228 | Bellevue, Fla./Bellevue HS |
| 61 | Joel Figueroa | Sr. | OL | 6-6 | 323 | Miami, Fla./North Miami HS |
| 62 | Shane McDermott | Fr. | OL | 6-4 | 280 | Lake Worth, Fla./Palm Beach Central HS |
| 63 | Tyler Horn | Jr. | OL | 6-4 | 295 | Memphis, Tenn./University HS |
| 65 | Brandon Linder | Fr. | OL | 6-6 | 300 | Southwest Ranches, Fla./St. Thomas Aquinas |
| 66 | Harland Gunn | Jr. | OL | 6-2 | 315 | Omaha, Neb./Central HS |
| 69 | Sean Goldstein | Soph. | LB | 6-0 | 225 | Dresher, Pa./Chestnut Hill Academy |
| 70 | Jonathan Feliciano | Fr. | OL | 6-5 | 330 | Davie, Fla./Western HS |
| 71 | Cory White | R-Fr. | OL | 6-6 | 270 | Orange Park, Fla./Fleming Island HS |
| 72 | Brandon Washington | Soph. | OL | 6-4 | 330 | Miami, Fla./Milford (N.Y.) Academy |
| 73 | Jermaine Barton | Fr. | OL | 6-7 | 283 | Fort Lauderdale, Fla./St. Thomas Aquinas |
| 74 | Orlando Franklin | Sr. | OL | 6-7 | 312 | Delray Beach, Fla./Atlantic HS |
| 75 | Jared Wheeler | R-Fr. | OL | 6-5 | 315 | Miami, Fla./American Heritage HS |
| 76 | Jeffrey Brown | Fr. | DL | 6-3 | 275 | Evanston, Ill./Evanston HS |
| 77 | Seantrel Henderson | Fr. | OL | 6-8 | 355 | St. Paul, Minn./Cretin-Hall Derham HS |
| 78 | Jermaine Johnson | R-Fr. | OL | 6-6 | 330 | Fort Lauderdale, Fla./Hargrave Military |
| 79 | Malcolm Bunche | Fr. | OL | 6-7 | 328 | Newark, Del./Milford (N.Y.)Newark HS |
| 80 | Allen Hurns | Fr. | WR | 6-3 | 180 | Miami, Fla./Carol City HS |
| 81 | Davon Johnson | Soph. | WR | 6-0 | 185 | Miami, Fla./Booker T. Washington HS |
| 82 | Asante Cleveland | Fr. | TE | 6-5 | 245 | Sacramento, Calif./Christian Brothers HS |
| 83 | Kendal Thompkins | Soph. | WR | 5-10 | 182 | Miami, Fla./Northwestern HS |
| 84 | Richard Gordon | Sr. | TE | 6-4 | 265 | Miami, Fla./Norland/Milford Prep (N.Y.) |
| 85 | Leonard Hankerson | Sr. | WR | 6-3 | 205 | Fort Lauderdale, Fla./St. Thomas Aquinas |
| 86 | Tommy Streeeter | Soph. | WR | 6-5 | 210 | Miami, Fla./Northwestern HS |
| 87 | Andrew Tallman | Fr. | TE | 6-5 | 245 | Carthage, N.Y./Boston College HS |
| 88 | Billy Sanders | R-Fr. | TE | 6-4 | 248 | Phoenix, Ariz./Brophy College Preparatory |
| 91 | Travis Williams | Fr. | LB | 6-3 | 202 | Norfolk, Va./Lake Taylor HS |
| 92 | Josh Holmes | Sr. | DL | 6-0 | 280 | San Diego, Calif./Point Loma HS |
| 93 | Luther Robinson | R-Fr. | DL | 6-3 | 295 | Fort Pierce, Fla./Westwood HS |
| 94 | Kelvin Cain | Fr. | LB | 6-3 | 226 | Clovis, Calif./Buchanan HS |
| 95 | David Perry | Fr. | DL | 6-7 | 230 | Pembroke Pines, Fla./University School |
| 96 | Curtis Porter | Soph. | DL | 6-1 | 315 | Charlotte, N.C./Victory Christian HS |
| 97 | Adewale Ojomo | Jr. | DL | 6-4 | 260 | Hialeah, Fla./Hialeah HS |
| 98 | Jeremy Lewis | Jr. | DL | 6-4 | 310 | West Palm Beach, Fla./Palm Beach Lakes |
| 99 | Marcus Forston | Soph. | DL | 6-3 | 305 | Miami, Fla./Northwestern HS |

Additional Walk-Ons

| | | | | | |
|----------------|-------|-----|------|-----|--|
| Ben Bruneau | Soph. | WR | 6-2 | 210 | Opa-Locka, Fla./UCLA/Monsignor Pace HS |
| Akil Craig | Soph. | LB | 6-1 | 200 | Tampa, Fla./Jesuit HS |
| Cameron Dean | Fr. | K/P | 6-3 | 245 | Gulfstream, Fla./Saint Andrew's School |
| Ben Hopfinger | Fr. | K | 6-0 | 188 | Plantation, Fla./St. Thomas Aquinas HS |
| Erik Lichter | Soph. | LB | 6-0 | 225 | Coconut Grove, Fla./Northeastern/Gulliver Prep |
| Eduardo Lopez | Fr. | OL | 6-1 | 315 | Miami, Fla./Southwest Miami HS |
| Shawn O'Dare | Soph. | WR | 5-10 | 185 | Vero Beach, Fla./Vero Beach HS |
| David Thompson | R-Fr. | FB | 5-10 | 250 | Miami, Fla./Coral Reef HS |

DEPTH CHART

OFFENSE

| | | |
|-----------|-----------|---|
| WR | 3 | TRAVIS BENJAMIN (5-11, 176, JR.) |
| | 47 | LaRon Byrd (6-4, 215, Jr.) |
| LT | 74 | ORLANDO FRANKLIN (6-7, 312, SR.) |
| | 55 | Ben Jones (6-5, 300, Soph.) |
| LG | 66 | HARLAND GUNN (6-2, 315, JR.) |
| | 65 | Brandon Linder (6-6, 300, Fr.) |
| C | 63 | TYLER HORN (6-4, 295, JR.) |
| | 65 | Brandon Linder (6-6, 300, Fr.) |
| RG | 72 | BRANDON WASHINGTON (6-4, 330, SOPH.) |
| | 66 | Harland Gunn (6-2, 315, Jr.) |
| RT | 77 | SEANTREL HENDERSON (6-8, 355, FR.) |
| | 78 | Jermaine Johnson (6-6, 330, R-Fr.) |
| TE | 84 | RICHARD GORDON (6-4, 265, SR.) |
| | 82 | Asante Cleveland (6-5, 245, Fr.) |
| | 9 | Chase Ford (6-6, 245, Jr.) |
| WR | 85 | LEONARD HANKERSON (6-3, 205, SR.) |
| | 4 | Aldarius Johnson (6-3, 200, Jr.) |
| QB | 12 | JACORY HARRIS (6-4, 200, JR.) |
| | or 17 | STEPHEN MORRIS (6-2, 183, FR.) |
| | 16 | Spencer Whipple (6-2, 210, Jr.) |
| HB | 20 | DAMIEN BERRY (6-0, 215, SR.) |
| | 6 | Lamar Miller (5-11, 210, R-Fr.) |
| | 5 | Mike James (6-0, 217, Soph.) |
| FB | 30 | PATRICK HILL (5-9, 255, SR.) |
| | 5 | Mike James (6-0, 217, Soph.) |

DEFENSE

| | | |
|------------|-----------|---|
| LE | 57 | ALLEN BAILEY (6-4, 285, SR.) |
| | 56 | Marcus Robinson (6-1, 240, Jr.) |
| LT | 54 | MICANOR REGIS (6-3, 305, JR.) |
| | 93 | Luther Robinson (6-3, 295, R-Fr.) |
| RT | 99 | MARCUS FORSTON (6-3, 305, R-SOPH.) |
| | 92 | Josh Holmes (6-0, 280, Sr.) |
| RE | 97 | ADEWALE OJOMO (6-4, 260, JR.) |
| | or 35 | OLIVIER VERNON (6-4, 250, SOPH.) |
| | 48 | Andrew Smith (6-3, 245, Jr.) |
| SLB | 45 | RAMON BUCHANAN (6-1, 220, JR.) |
| | 36 | Kylan Robinson (6-1, 235, Sr.) |
| MLB | 44 | COLIN MCCARTHY (6-2, 240, SR.) |
| | 94 | Kelvin Cain (6-3, 226, Fr.) |
| WLB | 31 | SEAN SPENCE (6-0, 220, JR.) |
| | 58 | Jordan Futch (6-3, 240, Jr.) |
| | 59 | James Gaines (6-3, 205, Fr.) |
| LCB | 13 | RYAN HILL (6-0, 205, SR.) |
| | 8 | DeMarcus Van Dyke (6-1, 185, Sr.) |
| RCB | 1 | BRANDON HARRIS (5-11, 195, JR.) |
| | 21 | Brandon McGee (6-0, 180, Soph.) |
| SS | 29 | JOJO NICOLAS (6-1, 205, JR.) |
| | 26 | Ray-Ray Armstrong (6-4, 215, Soph.) |
| FS | 7 | VAUGHN TELEMAQUE (6-2, 207, SOPH.) |
| | 37 | Jared Campbell (6-0, 205, Sr.) |

SPECIAL TEAMS

| | | |
|-----------|-----------|--|
| PK | 25 | MATT BOSHER (6-0, 205, SR.) |
| | 40 | Jake Wieclaw (6-2, 198, Soph.) |
| KO | 25 | MATT BOSHER (6-0, 205, SR.) |
| | 40 | Jake Wieclaw (6-2, 198, Soph.) |
| P | 25 | MATT BOSHER (6-0, 205, SR.) |
| | 40 | Jake Wieclaw (6-2, 198, Soph.) |
| H | 16 | SPENCER WHIPPLE (6-2, 210, JR.) |
| LS | 60 | CHRIS IVORY (6-2, 227, JR.) |
| | 88 | Billy Sanders (6-4, 248, R-Fr.) |

| | | |
|------------|-----------|---|
| PR | 2 | GRAIG COOPER (6-0, 205, SR.) |
| | 3 | Travis Benjamin (5-11, 176, Jr.) |
| | 6 | Lamar Miller (5-11, 210, R-Fr.) |
| KOR | 23 | EDUARDO CLEMENTS (5-9, 190, FR.) |
| | 24 | Storm Johnson (6-0, 218, Fr.) |
| KOR | 2 | GRAIG COOPER (6-0, 205, SR.) |
| | 6 | Lamar Miller (5-11, 210, R-Fr.) |

LAST TIME IT HAPPENED

| | |
|------------------------------------|--|
| Kickoff Return For TD | By Hurricane: Lamar Miller at Ohio State, 9/11/10, 88 yards, OSU 36-24 |
| | By Opponent: C.J. Spiller, Clemson, 10/24/09, 90 yards, Clemson 40-37 (OT) |
| Punt Return For TD | By Hurricane: Travis Benjamin at Ohio State, 9/11/10, 79 yards, OSU 36-24 |
| | By Opponent: Ricky Hall, Virginia Tech, 11/13/99, 64 yards, VT 43-10 |
| Blocked Punt Return For TD | By Hurricane: Quadtrine Hill vs. North Carolina, 10/29/05, recovered in end zone, blocked by Quadtrine Hill, UM 34-16 |
| | By Opponent: Bill Schautz, Virginia, 11/07/09, 20 yard return, blocked by Trey Womack, UM 52-17 |
| Interception Return For TD | By Hurricane: Darryl Sharpton vs. Duke, 11/21/09, 73 yards, UM 34-16 |
| | By Opponent: Alex Wujciak, Maryland, 11/7/10, 60 yards, UM 26-20 |
| Fumble Return For TD | By Hurricane: Marcus Robinson vs. Clemson, 9/20/08, 10/24/09, 53 yards, Clemson 40-37 (OT) |
| | By Opponent: Chris Cook, Virginia, 11/10/07, 44 yards, VA 48-0 |
| Safety Recorded | By Hurricanes: vs. Georgia Tech, 9/17/09, Bad snap, Chandler Anderson kicks ball out of end zone, UM 33-17 |
| | By Opponent: at Florida, 9/6/08, Matt Boshier punt blocked out of the endzone, UF 26-3 |
| Shutout at Home | By Hurricanes: vs. Florida A&M, 9/2/10, UM 45-0 |
| | By Opponent: vs. Virginia, 11/10/07, VA 48-0 |
| Shutout On Road | By Hurricanes: at Syracuse, 11/18/00, UM 26-0 |
| | By Opponent: at Florida State, 10/4/97, FSU 47-0 |
| Blocked Punt | By Hurricane: Richard Gordon vs. UCF, 10/11/08, UM 20-14 |
| | By Opponent: Trey Womack, Virginia, 11/08/09, UM 52-17 |
| Blocked Field Goal | By Hurricane: Thomas Carroll vs. Florida, 12/31/04, UM 27-10 |
| | By Opponent: Devon Torrence, Ohio State, blocked 39-yard attempt, 9/11/10, OSU 36-24 |
| Missed Extra Point | By Hurricanes: Matt Boshier, vs. Maryland, blocked, 11/6/10, UM 26-20 |
| | By Opponent: Dustin Hopkins, FSU, 9/7/09, UM 38-34 |
| 100-Yard Rushing-Game | By Hurricane: Lamar Miller, vs. Virginia Tech, 163 yards, 11/20/10, VT 31-17 |
| | By Opponent: Moise Plancher, USF, 101 yards, 11/27/10, USF 23-20 (OT) |
| 200-Yard Rushing-Game | By Hurricane: Willis McGahee vs. Virginia Tech, 205 yards, 39 carries, 12/7/02, UM 56-45 |
| | By Opponent: Tashard Choice, Georgia Tech, 204 yards, 37 carries, 10/13/07, GT 17-14 |
| 300-Yard Passing-Game | By Hurricane: Jacory Harris vs. Duke, 348 yards, 11/21/09, 25 of 43, UM 34-16 |
| | By Opponent: Riley Skinner, Wake Forest, 10/31/09, 349 yards, 29 of 43, UM 28-27 |
| 400-Yard Passing-Game | By Hurricane: Ken Dorsey at West Virginia, 10/26/02, 422 yards, 22 of 36, UM 40-23 |
| | By Opponent: Luke McCown, Louisiana Tech, 10/28/00, 418 yards, 42 of 72, UM 42-31 |
| 500-Yard Passing-Game | By Hurricane: None |
| | By Opponent: Cade McNown, UCLA, 12/5/98, 513 yards, 26 of 35, UM 49-45 |
| 100-199 Yard Receiving-Game | By Hurricane: Leonard Hankerson vs. USF, 127 yards, 11/27/10, USF 23-20 (OT) |
| | By Opponent: C.J. Spiller, Clemson, 10/24/09, 104 yards, 6 receptions, Clemson 40-37 (OT) |
| 200+Yard Receiving-Game | By Hurricane: Wesley Carroll vs. California, 9/15/90, 208 yards, 11 receptions, UM 52-24 |
| | By Opponent: Gerard Phelan, Boston College, 11/23/84, 226 yards, 11 receptions, BC 47-45 |
| 60-69 Yard Punt | By Hurricane: Matt Boshier at Virginia, 62 yards, 10/30/10, UVa 24-19 |
| | By Opponent: Durant Brooks, Georgia Tech, 10/28/06, 63 yards, GT 30-23 |
| 70+Yard Punt | By Hurricane: Matt Boshier at Duke, 10/18/08, 76 yards, UM 49-31 |
| | By Opponent: Ben Arndt, Georgia Tech, 11/19/05, 78 yards, GT 14-10 |
| 50+Yard Field Goal | By Hurricane: Matt Boshier at Ohio State, 9/11/10, 51 yards, OSU 36-24 |
| | By Opponent: Dustin Hopkins, Florida State, 9/7/09, 52 yards, FSU 38-34 |
| Four Field Goals-Game | By Hurricane: Jon Peattie vs. West Virginia, 10/2/03, (22, 32, 43, 30, 23), UM 22-20 |
| | By Opponent: Casey Barth, UNC, 11/14/09 (22, 42, 32, 33), NC 33-27 |
| Five Field Goals-Game | By Hurricane: Jon Peattie vs. West Virginia, 10/2/03, (22, 32, 43, 30, 23), UM 22-20 |
| | By Opponent: Devin Barclay, Ohio State, 9/11/10 (24, 41, 21, 24, 24), OSU 36-24 |
| Three TDs-Game | By Hurricane: Leonard Hankerson, 10/2/10 (22 rec, 65 rec, 7 rec), UM 30-21 |
| | By Opponent: Kyle Parker, Clemson, 10/24/09 (15 pass, 56 pass, 26 pass), Clemson 40-37 (OT) |
| Three Rushing TDs-Game | By Hurricane: Tyrone Moss vs. North Carolina, 10/29/05 (1 run, 1 run, 4 run, 15 run), UM 34-16 |
| | By Opponent: Reggie Merriweather, Clemson, 11/6/04 (27, 1, 2), Clemson (24-17 (OT) |
| Four Rushing TDs-Game | By Hurricane: Tyrone Moss vs. North Carolina, 10/29/05 (1 run, 1 run, 4 run, 15 run), UM 34-16 |
| | By Opponent: Antone Smith, Florida State, 2008, (19, 2, 5, 20), FSU 41-39 |
| Three Passing TDs-Game | By Hurricane: Jacory Harris vs. UNC, 10/23/10 (6 pass, 24 pass, 19 pass), UM 33-10 |
| | By Opponent: Kyle Parker, Clemson, 10/24/09 (15 pass, 56 pass, 26 pass), Clemson 40-37 (OT) |
| Five Passing TDs-Game | By Hurricane: (5) Kyle Wright at Wake Forest, 11/12/05, (64, 11, 15, 76, 10), UM 47-17 |
| | (4) Jacory Harris at Duke, 10/18/08, (9, 6, 25, 10), UM 49-31 |
| | By Opponent: (5) Cade McNown, UCLA, 12/5/98, (77, 7, 14, 61, 59), UM 49-45 and (5) Sam Bradford, Oklahoma, 9/8/07 (23, 24, 6, 30, 9), OU 51-13 |
| Three Receiving TDs-Game | By Hurricane: Leonard Hankerson, 10/2/10 (22, 65, 7), UM 30-21 |
| | By Opponent: Malcolm Kelly, Oklahoma, 9/8/07 (23 pass, 24 pass, 30 pass), OU 51-13 |