

































2016-17 SCHEDULE (18-13, 10-8)

November		
	11 COLGATE	W, 83-55
Brooklyn Hoops Holiday Invitational		
	15 HOLY CROSS	W, 90-46
	18 MONMOUTH	W, 71-50
	22 SOUTH CAROLINA STATE	W, 101-59
	26 vs. South Carolina at Barclays	L, 50-64
Big Ten/ACC Challenge		
	29 at #17/17 Wisconsin	L, 60-77
December		
	3 NORTH FLORIDA	W, 77-71
Tire Pros Classic, New York, N.Y.		
	5 vs. Connecticut	L, 50-52
	10 BOSTON UNIVERSITY	W, 99-77
	17 GEORGETOWN	L, 71-78
	19 EASTERN MICHIGAN	W, 105-77
	21 ST. JOHN'S	L, 60-93
	27 CORNELL	W, 80-56
January		
	1 at Boston College	L, 81-96
	4 rv/rv MIAMI	W, 70-55
	7 PITTSBURGH	W, 77-66
	10 at rv/rv Virginia Tech	L, 73-83
	14 BOSTON COLLEGE	W, 76-53
	16 at #9/9 North Carolina	L, 68-85
	21 at #15/15 Notre Dame	L, 66-84
	24 WAKE FOREST	W, 81-76
	28 #6/8 FLORIDA STATE	W, 82-72
February		
	1 at North Carolina State	W, 100-93 OT
	4 #9/11 VIRGINIA	W, 66-62
	7 at Clemson	W, 82-81
	11 at Pittsburgh	L, 75-80
	13 #8/7 LOUISVILLE	L, 72-76 OT
	19 at Georgia Tech	L, 65-71
	22 #10/11 DUKE	W, 78-75
	26 at #7/6 Louisville	L, 68-88
March		
	4 GEORGIA TECH	W, 90-61
ACC Tournament, Brooklyn, N.Y.		
	8 vs. rv/-- Miami	12:00 p.m.

SU Storylines

1. Andrew White III scores a career-best 40 in regular-season finale vs. Georgia Tech.
2. Syracuse finishes second in NCAA Attendance average (22,682).
3. John Gillon free-throw streak ends at 48, a Syracuse record.
4. Syracuse seeks first ACC Tournament win in matchup with Miami.
5. Orange leads ACC (league games only) in free-throw percentage (.795) and steals average (7.4).

Syracuse-Miami Rematch in ACC Tournament



Eighth-seeded Syracuse (18-13) and ninth-seeded Miami (20-10) meet on Wednesday, March 8 in the second round of the 2017 ACC Tournament at Barclays Center in Brooklyn, N.Y. The winner of the contest will face top-seeded North Carolina on Thursday, March 9, at noon.

It will be a rematch of a January 4, regular-season encounter for the Orange and the Hurricanes. In that game, a double-double by graduate student Andrew White III (22 points, 10 rebounds) helped Syracuse defeat Miami, 70-55. The Orange outrebounded the Hurricanes, 41-26, and forced 15 Miami turnovers in the victory.

Syracuse owns a 17-7 advantage in the all-time series with Miami.



Coach Jim Larranaga is in his sixth season at Miami and has guided the Hurricanes to a 138-67 record during his tenure.

Miami ranks second in scoring defense (66.7 ppg.) and third in rebound margin (+2.7) among ACC programs (league games only).

Miami features third-team All-ACC performer Davon Reed (15.3 ppg., 4.8 rpg.), a 6-6 senior guard. Reed also earned a spot on the ACC All-Defensive Team. Junior guard Ja'Quan Newton (13.9 ppg.) and freshman guard Bruce Brown (11.8 ppg., 5.7 rpg.) round out the double-digit scorers for the Hurricanes.

Redshirt forward Kamari Murphy (7.1 ppg., 7.5 rpg.) has started all 30 games and is the club's top rebounder.

ESPN **TK99** **ACC NETWORK**
 CLASSIC ROCK 99.5/105.5
 Sean McDonough Matt Park Tim Brando
 Doris Burke Jim Satalin Mike Gminski
 Allison Williams

	VS.	
2016-17	Season	2016-17
18-13, 10-8	W-L	20-10, 10-8
6-4	Last 10	6-4
2-3	Last 5	3-2
76.4	PPG	70.2
70.7	OPP PPG	63.4
+5.6	Margin	+6.7
.457	FG %	.457
.427	FG % DEF	.410
.385	3PT %	.362
.339	3PT % DEF	.328
.730	FT %	.720
35.0	RPG	36.4
36.1	OPP RPG	31.5
-1.1	Margin	+4.9
15.7	Assists PG	12.0
12.2	Turnovers PG	12.8
4.8	Blocks PG	3.9
8.1	Steals PG	6.4

SYRACUSE TOP 9

No.	Player	Pos.	Ht.	Wt.	Class	PPG	RPG
25	Tyus Battle	G	6-6	205	Fr.	10.8	2.1
Career-high 23 against #9/11 Virginia; Buzzer beater at Clemson; 18 vs. #10/11 Duke							
13	Paschal Chukwu	C	7-2	226	So.	1.7	4.1
Out indefinitely following eye surgery 12/17; Seven rebounds and four blocks vs. S. Carolina State							
32	DaJuan Coleman	C	6-9	258	RSr.	5.6	4.8
Career-high 16 rebounds vs. Connecticut, career-high 15 points vs. North Florida							
4	John Gillon	G	6-0	178	Gr.	11.0	2.0
Career-high 43 points at NC State; Buzzer beater vs. Duke; 5.5 assists per game							
1	Frank Howard	G	6-5	205	So.	4.6	1.8
Had career-high 13 assists and 5 steals against North Florida; 3.7 assists per game							
20	Tyler Lydon	F	6-9	223	So.	13.4	8.3
29 points vs. Georgetown; 26 at N. Carolina; Honorable Mention All-ACC							
21	Tyler Roberson	F	6-8	226	Sr.	5.5	5.0
11 points, 12 rebounds at BC; 14 points, 10 boards at Virginia Tech							
12	Taurean Thompson	F	6-10	225	Fr.	8.9	3.5
Tallied a career-high 22 pts. against Boston U.; 18 pts., 12 boards at Georgia Tech							
3	Andrew White III	G-F	6-7	210	Gr.	17.9	4.6
Had a career-high 40 points vs Georgia Tech; Third Team All-ACC							



Andrew White III

**March's Best
Andrew White III**

- 1 game
- 40.0 ppg.
- 3.0 rpg.
- 2.0 apg.
- 0.0 bpg.
- 2.0 spg.
- 39.0 mpg.

March Orange Notes

- ✓ **Syracuse** earned the 8th seed in the ACC Tournament and will play 9th seed Miami.
- ✓ **March 4:** Andrew White III celebrated Senior Day with a career-high 40 points and Syracuse defeated Georgia Tech, 90-61.
- ✓ **Tyus Battle** added 22 points and **John Gillon** had 10 points and 10 assists for SU. A season-high crowd of 30,448 attended.



John Gillon

**February's Best
John Gillon**

- 8 games
- 17.0 ppg.
- 2.4 rpg.
- 5.6 apg.
- 0.0 bpg.
- 1.3 spg.
- 39.2 mpg.

February Orange Notes

- ✓ **Feb. 26:** #7/6 Louisville jumped to an early 11-2 lead and never looked back in an 88-68 victory. **Tyus Battle** had 20 points for SU.
- ✓ **Feb. 22:** **John Gillon** banked in a 3-pointer as time expired and Syracuse defeated Duke, 78-75, in front of 30,331 at the Dome. Gillon finished with 26 points.
- ✓ SU's victory against Duke gave it three wins versus top 10 teams (FSU, Virginia, Duke).
- ✓ **Feb. 19:** Syracuse cut a 13-point deficit down to two with 56 seconds left but could not overcome Georgia Tech and lost, 71-65.
- ✓ **Taurean Thompson** had his first career double-double with 18 points and 12 boards.
- ✓ **Feb. 13:** #8/7 Louisville held off Syracuse in overtime, 76-72. The Orange came back from a 14-point deficit to force the extra session.
- ✓ **Feb. 11:** **Andrew White III** had 22 points and **Tyler Lydon** added 14 points.
- ✓ **Feb. 11:** Pittsburgh put a halt to Syracuse's five-game winning streak by beating the Orange, 80-75. **Andrew White III** and **John Gillon** each had 20 points for Syracuse.
- ✓ SU rallied from a 13-point, second-half deficit and got as close as three before losing. **Frank Howard** had a career-high 12 points.

- ✓ **Feb. 7:** **Tyus Battle** drained a 3-pointer as time expired and SU won at Clemson, 82-81. The Orange overcome a double-digit deficit for the third straight game.
- ✓ **Andrew White III** topped 20 points for the fifth straight game, finishing with 23. Tyler Lydon had 17 points and nine rebounds.
- ✓ **Feb. 4:** SU rallied to beat #9/11 Virginia, 66-62. **Tyus Battle** had a career-high 23 points and **Andrew White III** had 23 points.
- ✓ Trailing by 12 at the half, Syracuse shot 14-of-19 (.737) from the field in the second half.
- ✓ **Feb. 1:** **John Gillon** set PNC Arena records with nine 3-pointers and 43 points and SU picked up its first road win of the year at NC State, 100-93, in overtime. The Orange rallied from a 16-point, second-half deficit.
- ✓ **Gillon** was 10-of-13 from the field, 9-of-9 on 3-pointers, and 14-of-14 from the foul line. **Andrew White III** added 28 points.



Tyler Lydon

**January's Best
Tyler Lydon**

- 9 games
- 16.3 ppg.
- 8.2 rpg.
- 1.7 apg.
- 2.2 bpg.
- 0.8 spg.
- 37.0 mpg.

January Orange Notes

- ✓ **Jan. 28:** Syracuse logged its first victory over a ranked opponent this season by defeating #6/8 Florida State, 82-72, in the Dome.
- ✓ **John Gillon** scored Syracuse's last 13 points, including an 11-of-12 effort from the free-throw line, over the last three minutes. He finished with 21 points and 11 assists. **Andrew White III** added 24 points.
- ✓ Syracuse won after trailing at the half for the first time this season. **Taurean Thompson** had 18 points and **Tyler Lydon** 15 points.
- ✓ **Jan. 21:** #15/15 Notre Dame broke a four-game losing streak to the Orange in a 84-66 win. Syracuse remained winless on the road.
- ✓ **Tyler Lydon** had 24 points and 10 boards and **Tyus Battle** had 17 points versus the Irish.
- ✓ **Jan. 16:** #9/10 North Carolina used a 44-24 rebound advantage and 20 points off of offensive rebounds to defeat SU, 85-68.

'Cuse Keys To Success

Key	Record
Outshoot Opponent FG%	17-0
Shoot 50% FG.....	12-0
Hold Opponent below 40% FG	12-1
Hold Opponent below 60 points.....	8-1
Two with 20-or-more points.....	7-1
Lead at the Half.....	14-2
Shoot more FTs.....	14-3
10-or-less turnovers.....	8-3
Wear White Uniform	16-4
Four in double-digit points.....	9-4
Outrebound Opponent	10-5

- ✓ **Tyler Lydon** connected on 11-of-14 from the field, including 3-of-5 3-point attempts, and finished with a game-high 26 points.
- ✓ **Jan. 14:** Syracuse avenged an earlier loss by beating Boston College, 76-53. **Tyus Battle** led four players in double digits with a career-high 21 points.
- ✓ The Orange forced 20 Eagle turnovers while posting a season-low six miscues.
- ✓ **Jan. 10:** Virginia Tech extended its home court winning streak to 15 games and beat Syracuse, 83-73. The Orange were done in by a 15-6, second-half run by the Hokies.
- ✓ **Taurean Thompson** had 18 points and eight rebounds, **Andrew White III** tallied 15 points and **Tyler Roberson** contributed 14 points and 10 rebounds.
- ✓ **Jan. 7:** Syracuse used a 22-0 run to build a 36-8 advantage en route to a 77-66 victory against Pittsburgh. The win snapped a five-game losing streak to the Panthers.
- ✓ **John Gillon** has 20 points and tied his career-best effort with 11 assists. **Andrew White III** added 21 points.
- ✓ **Jan. 4:** **Andrew White III** had 22 points for the second straight game and added a season-high 10 rebounds to help Syracuse defeat Miami, 70-55.
- ✓ **Tyler Lydon** had 20 points and **John Gillon** equaled his career-best effort with 11 assists.
- ✓ **Jan. 1:** **Andrew White III** had 22 points, **Tyler Lydon** had 17 points and 12 rebounds and **Tyler Roberson** contributed 11 points and 10 boards but the Orange were defeated at Boston College, 96-81.
- ✓ Boston College tied the SU opponent record for game 3-pointers with 16. The 96 points were the most by a foe since 2008-09.

Syracuse's Greatest Comebacks

1976-Present (Jim Boeheim's Tenure)

Deficit	Score	Opponent	Date	Final
20	54-34	at Rutgers	1/24/05	W, 86-84
18	75-57	at Villanova	1/15/94	W, 88-85
18	33-15	at DePaul	1/30/10	W, 59-57
18	25-7	VILLANOVA	12/28/13	W, 78-62
17	25-8	vs. Oklahoma St. (NCAA)	3/23/03	W, 68-56
16	29-13	at Alabama	1/11/97	W, 70-66
16	27-11	CORNELL	12/3/08	W, 88-78
16	37-21	vs. Virginia (NCAA)	3/27/16	W, 68-62
16	75-59	at NC State	2/1/17	W, 100-93 OT

2016-17 SU Free Throw Shooting In Last 5 Minutes, OT

includes Georgia Tech game

No.	Player	5:00-2:00	1:59-1:00	:59-0:00	Total	Pct.	OT	2016-17	Pct.
3	White	6-8	3-5	6-6	15-19	.789	8-8	97-118	.822
20	Lydon	6-8	2-2	8-10	16-20	.800		86-103	.835
4	Gillon	19-21	2-2	10-10	31-33	.939	4-4	88-102	.863
25	Battle	9-10	2-2	8-10	19-22	.850		63-80	.788
12	Thompson	2-6	0-1	3-4	5-11	.455	0-2	45-69	.652
21	Roberson	1-1		0-2	1-3	.333		25-54	.463
1	Howard	4-7	0-1	4-8	8-16	.500		33-53	.623
32	Coleman	4-5			4-5	.800		20-35	.571
13	Chukwu							0-9	.000
34	Akintobi-Adeyeye			0-1	0-1	.000		0-1	.000
11	Autry	0-0	0-0	0-1	0-1	.000		0-1	.000
5	Sutton			0-1	0-1	.000		0-1	.000
Totals		51-66	9-13	39-52	99-131	.752	12-14	457-626	.730



Tyler Lydon

December's Best

Tyler Lydon

7 games

14.3 ppg.

8.4 rpg.

2.3 apg.

0.7 bpg.

1.0 spg.

32.7 mpg.

December Orange Notes

- ✓ **Dec. 27:** Tyler Lydon had 20 points and 10 rebounds and Tyus Battle scored 16 in a return to the starting lineup when the Orange defeated Cornell, 80-56.
- ✓ Syracuse beat the Big Red for the 37th consecutive time.
- ✓ **Dec. 21:** St. John's handed Syracuse its most one-sided, home-court defeat in Coach Jim Boeheim's tenure as head coach, 93-60. The Red Storm used a 15-0, second-half run.
- ✓ Tyler Lydon had 16 points and 10 boards and DaJuan Coleman contributed 10 points and 10 rebounds versus St. John's.
- ✓ **Dec. 19:** Eight players scored in double digits to lead Syracuse past Eastern Michigan, 105-57. The Orange jumped out to a 17-4 advantage and never looked back against the Eagles. Tyus Battle had 18 points.
- ✓ The Orange posted assists on the first 23 baskets of the game and finished with 34, the squad's best total since a Dec. 10, 2010 game with Morgan State.
- ✓ **Dec. 17:** Tyler Lydon had a career-high 29 points but it was not enough in a 78-71 loss to Georgetown. Lydon made 12-of-13 from the field, including 3-of-3 3-point attempts, and had a squad-best nine rebounds.

Syracuse Game 3-Point Baskets

3PT	Name (Game)	Date
1.	9 John Gillon at NC State	2/1/2017
	9 Trevor Cooney vs. Notre Dame	2/3/2014
	9 James Southerland at Arkansas	11/30/2012
	9 Andy Rautins vs. Coppin St.	12/22/2008
	9 Gerry McNamara vs. BYU (NCAA)	3/18/2004

- ✓ **John Gillon** made his first Syracuse start against the Hoyas and tallied 13 points.
- ✓ **Dec. 10:** John Gillon had 23 points and Taurean Thompson added 22 to lead Syracuse past Boston U., 99-77.
- ✓ **Frank Howard** had his third double-digit assist outing of the year with 11 against B.U.

December Orange Notes (cont.)

- ✓ **Dec. 5:** Connecticut finished the game on a 17-6 run and defeated Syracuse in the Tire Pro Classic at Madison Square Garden, 52-50. The Huskies converted two free throws with two seconds left to secure the win.
- ✓ **DaJuan Coleman** had a career-high 16 rebounds and 10 points for the Orange.
- ✓ **Dec. 3:** Syracuse constructed a 24-point advantage and held off North Florida's late rally to win, 77-71. Andrew White III had a season-best 26 points.
- ✓ **Frank Howard** posted career-bests in assists (13) and rebounds (5) and added 10 points. Tyus Battle had 19 points in his first career start and DaJuan Coleman contributed a career-high 15 points.

Eight Is Enough

For the first time since the 1978-79 season, Syracuse had eight players score in double digits when the Orange defeated Eastern Michigan on Dec. 19, 105-57. The scoring surge included: Tyus Battle (18), John Gillon (14), Andrew White III (14), DaJuan Coleman (12), Tyler Lydon (12), Taurean Thompson (11), Frank Howard (10) and Tyler Roberson (10).

The last time Syracuse turned the trick was against Siena on Jan. 17, 1979, in a 144-92 victory. The double-digit scorers that day were: Hal Cohen (25), Dale Shackelford (17), Rick Harmon (17), Roosevelt Bouie (16), Marty Headd (14), Louis Orr (13), Ron Payton (12), and Danny Schayes (12). SU had 36 assists.

Orange Career Totals

includes Georgia Tech game

Double-Digit Scoring Games

Name	2016-17	Total
Andrew White III	28	28
Tyler Lydon	21	40
Taurean Thompson	16	16
John Gillon	16	16
Tyus Battle	13	13
Tyler Roberson	7	32
Frank Howard	6	6
Dajuan Coleman	5	20

20 + Point Games

Name	2016-17	Total
Andrew White III	12	12
John Gillon	5	5
Tyler Lydon	5	6
Tyus Battle	4	4
Taurean Thompson	1	1
Tyler Roberson		1

40 + Point Games

Name	2016-17	Total
John Gillon	1	1
Andrew White III	1	1

5+ 3-point FG Games

Name	2016-17	Total
Andrew White III	7	7
John Gillon	3	3

10+ Rebound Games

Name	2016-17	Total
Tyler Lydon	9	15
Tyler Roberson	4	25
Dajuan Coleman	2	6
Taurean Thompson	1	1
Andrew White III	1	1

Double-Doubles

Name	2016-17	Total
Tyler Lydon	7	12
John Gillon	3	3
Frank Howard	3	3
Tyler Roberson	3	16
Dajuan Coleman	2	6
Taurean Thompson	1	1

3+ Block Games

Name	2016-17	Total
Tyler Lydon	7	17
Taurean Thompson	4	4
Paschal Chukwu	3	3
Tyler Roberson	1	4
Dajuan Coleman		3

3+ Steal Games

Name	2016-17	Total
Tyus Battle	7	7
Frank Howard	6	7
Andrew White III	6	6
John Gillon	5	5
Tyler Lydon	2	6
Tyler Roberson	1	5
Dajuan Coleman		1

Starts

Name	2016-17	Total	Consec.
Tyler Lydon	31	31	31
Andrew White III	31	31	31
Tyus Battle	22	22	19
John Gillon	20	20	17
Taurean Thompson	18	18	18
Frank Howard	14	14	--
Dajuan Coleman	13	82	--
Tyler Roberson	6	62	--

Syracuse Stat Rankings

includes March 5 games

Category	ACC Only	NCAA
Scoring Offense	6th	107th
Scoring Margin	8th	86th
FG Percentage	8th	106th
3FG Percentage	4th	39th
3FG Made Avg.	6th	53rd
FT Percentage	1st	87th
Rebound Avg.	14th	
Rebound Margin	13th	246th
Off. Rebound Avg.	10th	147th
Off. Rebound Pct.	6th	
Def. Rebound Avg.	14th	262nd
Def. Rebound Pct.	15th	
Opp. Rebound Avg.	10th	
Assist Avg.	6th	51st
Turnover Margin	6th	88th
Assist/Turnover Ratio	6th	38th
Blocked Shot Avg.	4th	33rd
Steal Avg.	1st	21st
Scoring Defense	10th	135th
FG Percentage Defense	9th	119th
3FG Percentage Defense	10th	122nd



Andrew White III

November's Best Andrew White III

6 games
15.5 ppg.
4.2 rpg.
1.7 apg.
0.3 bpg.
1.2 spg.
30.5 mpg.

November Orange Notes

- ✓ **Nov. 29:** Wisconsin defeated Syracuse in the ACC/Big Ten Challenge for the second year in a row, this time by a 77-60 count.
- ✓ **Andrew White III** led the Orange with 14 points and **DaJuan Coleman** had 12 points.
- ✓ **Nov. 26:** Syracuse suffered its first loss of the campaign when it was defeated by South Carolina at the Barclay's Center, 64-50, in the Brooklyn Holiday Hoops Invitational.
- ✓ **Tyler Lydon** led the Orange with 18 points and seven rebounds. SU was held to 14-of-44 from the field (.318).
- ✓ **Nov. 22:** Six players scored in double digits and three had double-doubles in Syracuse's 101-59 victory against South Carolina State.
- ✓ **Frank Howard** had 10 points and a career-best 11 assists, **Tyler Lydon** contributed 14 points and 10 boards and **Tyler Roberson** had 13 points and 12 rebounds in the win.
- ✓ **Nov. 18:** **Andrew White III** had all 18 of his points in the first half and Syracuse beat Monmouth, 71-50. **Taurean Thompson** added 12 points to the Orange attack
- ✓ Syracuse limited the Hawks to 20-of-64 (.313) from the field, including 4-of-29 (.138) from the 3-point line.
- ✓ **Nov. 15:** **Andrew White III** led a parade of five SU players in double digits and the Orange defeated Holy Cross, 90-46. White had 16 of his 19 points in the first half and finished with five 3-pointers.
- ✓ **Tyler Lydon** has 17 points, **John Gillon** 15, **Tyler Roberson** 12 and **Taurean Thompson** 10 for Syracuse. Gillon had nine assists.
- ✓ **Nov. 11:** Syracuse opened with a victory over Colgate, its most familiar foe, 83-55. It was the 169th meeting between the two.
- ✓ **Frank Howard** had career-bests for points (11), assists (9) and steals (4) against Colgate in his first career start. **Tyler Roberson** led the Orange with 18 points.
- ✓ **Nov. 8:** The Orange never trailed and led by as many as 34 in what resulted in a 97-64 exhibition-game victory against Le Moyne.
- ✓ **Andrew White III** paced the Syracuse effort with 24 points, including six 3-pointers. **Tyus Battle** had 17 points off the bench.
- ✓ **Nov. 8:** SU announced that freshman Matthew Moyer decided to redshirt. Moyer missed preseason workouts with an injury.

Getting Started At SU

Season Starting Lineups
1976-to-2017

By Season		By Lineups	
Year	Lineups	Year	Lineups
2016-17	5	1989-90	7
2015-16	1	2006-07	6
2014-15	4	1991-92	6
2013-14	4	1980-81	6
2012-13	3	2016-17	5
2011-12	3	2014-15	5
2010-11	4	2008-09	5
2009-10	2	1996-97	5
2008-09	5	1992-93	5
2007-08	3	1990-91	5
2006-07	6	1976-77	5
2005-06	2	2013-14	4
2004-05	4	2010-11	4
2003-04	2	2004-05	4
2002-03	1	2001-02	4
2001-02	4	1987-88	4
2000-01	2	1982-83	4
1999-00	2	1981-82	4
1998-99	2	1979-80	4
1997-98	1	2012-13	3
1996-97	5	1978-79	3
1995-96	3	2011-12	3
1994-95	2	2007-08	3
1993-94	1	1995-96	3
1992-93	5	2009-10	2
1991-92	6	2005-06	2
1990-91	5	2003-04	2
1989-90	7	2000-01	2
1988-89	2	1999-00	2
1987-88	4	1998-99	2
1986-87	2	1994-95	2
1985-86	1	1988-89	2
1984-85	2	1986-87	2
1983-84	1	1984-85	2
1982-83	4	2015-16	1
1981-82	4	2002-03	1
1980-81	6	1997-98	1
1979-80	4	1993-94	1
1978-79	4	1985-86	1
1977-78	1	1983-84	1
1976-77	5	1977-78	1

November Orange Notes (cont.)

- ✓ **Nov. 1:** Syracuse trailed by 15 points, 20-5, before regrouping to defeat Indiana (Pa.) in an exhibition outing, 83-65. A 25-9 Orange run helped the hosts get back in the game.
- ✓ **Tyus Battle** had a squad-best 16 points in a reserve role. **Tyler Roberson** had 14 points and seven rebounds and **Tyler Lydon** contributed 12 points and 10 boards.

October Orange Notes

- ✓ **Oct. 26:** Syracuse was picked fifth in the ACC Preseason Poll. Duke earned the top spot, followed by North Carolina, Virginia and Louisville.

Syracuse

Conference Road Record

Season	W-L	Pct.	Season	W-L	Pct.
2016-17	2-7	.222	1979-80	3-0	1.00
2015-16	4-5	.444	2009-10	8-1	.889
2014-15	4-5	.444	2011-12	8-1	.889
2013-14	7-2	.778	1997-98	7-2	.778
2012-13	4-5	.444	1998-99	7-2	.778
2011-12	8-1	.889	2013-14	7-2	.778
2010-11	6-3	.667	1985-86	6-2	.750
2009-10	8-1	.889	1986-87	6-2	.750
2008-09	4-5	.444	1989-90	6-2	.750
2007-08	3-6	.333	1999-00	6-2	.750
2006-07	4-4	.500	1996-97	6-3	.667
2005-06	3-5	.375	2010-11	6-3	.667
2004-05	5-3	.625	1983-84	5-3	.625
2003-04	5-3	.625	1990-91	5-3	.625
2002-03	5-3	.625	2002-03	5-3	.625
2001-02	4-4	.500	2003-04	5-3	.625
2000-01	3-5	.375	2004-05	5-3	.625
1999-00	6-2	.750	1992-93	5-4	.556
1998-99	7-2	.778	1993-94	5-4	.556
1997-98	7-2	.778	1994-95	5-4	.556
1996-97	6-3	.667	2001-02	4-4	.500
1995-96	4-5	.444	2006-07	4-4	.500
1994-95	5-4	.556	1995-96	4-5	.444
1993-94	5-4	.556	2008-09	4-5	.444
1992-93	5-4	.556	2012-13	4-5	.444
1991-92	3-6	.333	2014-15	4-5	.444
1990-91	5-3	.625	2015-16	4-5	.444
1989-90	6-2	.750	1981-82	3-4	.429
1988-89	3-5	.375	1984-85	3-5	.375
1987-88	6-1	.857	1988-89	3-5	.375
1986-87	6-2	.750	2000-01	3-5	.375
1985-86	6-2	.750	2005-06	3-5	.375
1984-85	3-5	.375	1991-92	3-6	.333
1983-84	5-3	.625	2007-08	3-6	.333
1982-83	2-5	.286	1982-83	2-5	.286
1981-82	3-4	.429	1980-81	1-6	.143
1980-81	1-6	.143	2016-17	2-7	.222
Overall	170-136	.556		170-136	.556

ACC: 2013-present BIG EAST Conference: 1980-2013

2016-17 SYRACUSE BASKETBALL

2003 NCAA Champion · 1975 1987 1996 2003 2013 2016 NCAA Final Four

2016-17 Opponents							
includes games of March 5							
Date	Opponent	W-L	Rank	*RPI	Series	Post	TV
11/11	COLGATE	10-22		294	124-45		ACC
11/15	HOLY CROSS	15-17		205	15-12		ACC
11/18	MONMOUTH	27-6		46	2-0		ACC
11/22	S. CAROLINA STATE	10-19		295	1-0		ACC
11/26	vs. South Carolina	22-9	--/rv	33	3-2		ESPN 3
11/29	at Wisconsin	23-8	24/23	38	2-3		ESPN
12/3	NORTH FLORIDA	15-19		218	0-1		ACC
12/5	vs. Connecticut	14-16		120	55-38		ESPN 2
12/10	BOSTON UNIVERSITY	18-14		180	7-1		RSN
12/17	GEORGETOWN	14-17		99	49-43		ESPN
12/19	E. MICHIGAN	15-16		168	4-1		ESPN
12/21	ST. JOHN'S	13-18		139	51-40		RSN
12/27	CORNELL	8-21		267	91-31		RSN
1/1	at Boston College						ESPN
1/4	MIAMI						RSN
1/7	PITTSBURGH						ACC NETWORK
1/10	at Virginia Tech	21-9	--/rv	45	8-3		ESPN
1/14	BOSTON COLLEGE	9-22		211	46-25		RSN
1/16	at North Carolina	26-6	6/6	4	4-9		ESPN
1/21	at Notre Dame	23-8	22/16	24	28-20		ESPN
1/24	WAKE FOREST	18-12	--/rv	32	5-0		ACC NETWORK
1/28	FLORIDA STATE	24-7	16/17	11	7-2		ESPN 2
2/1	at NC State	15-16		124	7-3		ESPN 2
2/4	VIRGINIA	21-9	21/21	16	5-4		ESPN 2
2/7	at Clemson	16-14		67	2-4		ACC NETWORK
2/11	at Pittsburgh	15-16		70	66-45		ACC NETWORK
2/13	LOUISVILLE						ESPN
2/19	at Georgia Tech						ESPN
2/22	DUKE	23-8	14/14	14	5-5		ESPN
2/26	at Louisville	24-7	10/9	3	17-9		CBS SPORTS NETWORK
3/4	GEORGIA TECH	17-14		94	5-4		ACC NETWORK
3/8	vs. Miami (ACCT)	20-10	rv/rv	41	17-7		ESPN
TOTAL		467-344, .576					

2016-17 By Class		
includes Georgia Tech game		
Scoring		
Class	PPG	Pct.
Senior	37.8	.496
Junior	0.0	.000
Sophomore	18.7	.245
Freshmen	19.8	.259
Rebounding		
Class	RPG	Pct.
Senior	14.4	.458
Junior	0.1	.004
Sophomore	11.2	.358
Freshmen	5.6	.180
Assists		
Class	APG	Pct.
Senior	7.8	.489
Junior	0.1	.004
Sophomore	5.9	.371
Freshman	2.2	.136
Steals		
Class	SPG	Pct.
Senior	3.9	.480
Junior	0.0	.000
Sophomore	2.4	.296
Freshman	1.8	.224
Field Goal Percentage		
Class		Pct.
Senior		.454
Junior		.000
Sophomore		.442
Freshman		.480
3PT Field Goal Percentage		
Class		Pct.
Senior		.405
Junior		.000
Sophomore		.367
Freshman		.365
Free Throw Percentage		
Class		Pct.
Senior		.742
Junior		.000
Sophomore		.717
Freshman		.725

SU Dunk Board			
Includes Georgia Tech game			
Player	Games	Dunks	Career
Tyler Roberson	31	28	82
Tyler Lydon	31	23	41
Taurean Thompson	31	15	15
Tyus Battle	31	3	3
DaJuan Coleman	17	3	29
Paschal Chukwu	7	2	2
Franklin Howard	29	2	24
Anthony White III	30	2	2
D. Akintobi-Adeyeye	12	1	1
John Gillon	30	1	1
Total	30	79	

*rpi from ncaa.com and includes games from March 5

ACC Home	VS.	ACC Away
2016-17	Season	2016-17
8-1	W-L	2-7
76.9	PPG	75.3
66.2	OPP PPG	84.6
+10.7	Margin	-9.2
.491	FG %	.430
.408	FG % DEF	.516
.407	3PT %	.352
.347	3PT % DEF	.428
.792	FT %	.798
31.6	RPG	31.8
34.6	OPP RPG	35.9
-3.0	Margin	-4.1
15.8	Assists PG	12.3
11.7	Turnovers PG	12.0
4.9	Blocks PG	3.7
8.2	Steals PG	6.7



46th Annual Hardwood Club Banquet Honors Adrian Autry

Adrian Autry received the prestigious Vic Hanson Medal of Excellence Award at the 46th annual Syracuse University Men's Basketball Hardwood Banquet, sponsored by TK99, on Sunday, March 5 at the Oncenter in Syracuse.

Proceeds benefited the Conrad McRae Endowed Men's Basketball Scholarship and the men's basketball program.

A product of St. Nicholas of Tolentine in the Bronx, Autry was a McDonald's All-American in 1990. He played on the 1988 New York City and New York State championship squads.

Autry started 116-of-121 games in four seasons between 1990 and 1994 with the Orange. He was named to the BIG EAST Conference All-Rookie Team as a freshman, third-team all-conference as a junior and first-team all-league his senior season.

He still ranks fifth in career assists (631) and sixth in career steals (217) at Syracuse. The Orange won the BIG EAST Conference championship in 1990-91 and captured the league's tournament crown in 1991-92. The Orange earned NCAA Tournament invitations in three of his years.

He graduated from SU with a degree in Speech Communication in 1994.


Autry had a successful professional basketball career, primarily in European leagues and also in the United States Basketball League (USBL).

Autry embarked on a coaching career in January 2006 when he was hired as associate head coach at Bishop Ireton Catholic High School (Va.). Coaching stops at Paul VI High School (Va.) and in the AAU ranks followed and in 2008 he joined the staff at Virginia Tech. He returned to his alma mater as an assistant coach in 2011. SU has made the NCAA Tournament in four of his five seasons on the staff.

Adrian and his wife, Andrea, reside in Jamesville with their children Adrian Jr., Trey and Nina. His daughter, Aliyah, is a senior at Syracuse.

Vic Hanson Medal of Excellence

Vic Hanson enjoyed a standout career as a college basketball performer at Syracuse. He was a member of the 1925-26 team that went 19-1 and was named the Helms Foundation



Vic Hanson

Champions. Hanson also played and coached football at his alma mater. He is the only individual who has been enshrined in the Naismith Memorial Basketball Hall of Fame and the College Football Hall of Fame.

Hanson Medal Winners

- 2016-17 Adrian Autry
- 2015-16 Craig Forth
- 2014-15 Mike Hopkins
- 2013-14 Rob Edson, SU athletics administrator
- 2012-13 Etan Thomas
- 2011-12 Sean Kerins
- 2010-11 Jason Hart
- 2009-10 John Wallace
- 2008-09 Lawrence Moten
- 2008-09 Billy Owens
- 2007-08 Stephen Thompson
- 2006-07 Derrick Coleman
- 2005-06 Rony Seikaly
- 2004-05 Greg Monroe
- Howard Triche
- 2003-04 Sherman Douglas
- 2002-03 Danny Schayes
- Terry MacDonald, administrator
- 2001-02 Conrad McRae
- 2000-01 Joe Szombathy, administrator
- Larry Kimball, administrator
- 1999-00 Mike Tirico, broadcaster
- 1998-99 Raphael Addison
- Doug Logan, broadcaster
- 1997-98 George Hicker
- 1995-96 Pearl Washington
- 1994-95 Leo Rautins
- 1993-94 Roosevelt Bouie
- 1992-93 Marty Byrnes
- 1991-92 John Wooden, former UCLA coach
- 1990-91 Ray Meyer, former DePual coach
- 1989-90 Louis Orr
- 1988-89 Dave Gavitt, BIG EAST Commissioner
- 1987-88 Bob Costas, broadcaster
- 1986-87 Roy Danforth, former SU coach
- 1985-86 Mark Wadach
- 1984-85 Dennis DuVal
- 1983-84 Jim Lee
- 1982-83 Danny Biasone, Syracuse Nats
- 1981-82 Tom Niland, LeMoyné coach
- 1980-81 Dick Stockton, broadcaster
- 1979-80 Fred Lewis, former SU coach
- 1978-79 John Cincebox
- 1977-78 Red Holtzman, NY Knicks coach
- 1976-77 Bob Felasco
- 1975-76 Lew Andreas, former SU coach
- 1974-75 Vince Cohen
- 1973-74 Billy Gabor
- 1972-73 Dave Bing
- 1971-72 Vic Hanson

twitter 

@Cuse_MBB
@therealBoeheim
@MooreOrange
@Cuse

The Mike Hopkins Show


Monday Nights
7:00 - 8:00 p.m.
Live from Hafner's on W. Taft Rd.



ESPN
97.7/100.1^{FM}

Syracuse Holds 31-Day Campaign To Honor Pearl

Syracuse paid tribute to legendary guard Dwayne "Pearl" Washington on Dec. 17 when the Orange hosted Georgetown.



Pearl Washington

"There was no better guy, and there's nobody who has meant more to our basketball program than Dwayne Washington," says Head Coach Jim Boeheim.

One of college basketball's all-time greatest performers, Washington passed away last spring after losing his battle with brain cancer. Syracuse University Athletics established the Pearl Washington Endowed Fund for Continuing Education. With a goal of \$1 million, the fund will support student-athletes who are returning to the University to pursue their degrees.

In honor of "number 31," a 31-day campaign gave Syracuse alumni, friends, and fans an opportunity to support Washington's legacy.

The inspiration for the fund came from Washington's own experience, when he left Syracuse after his junior year for the NBA and came back later to continue his education, thanks to financial support from the University.

"Pearl will always be remembered for his athletic prowess, but he touched our hearts in many other ways," says John Wildhack, director of athletics. "This fund is so important, because it rewards the tenacity of individuals like Pearl who utilize their physical talents, but never lose sight of their educational dreams. We can't think of a more fitting way to honor him and hope alumni and friends everywhere will join us in supporting this campaign."

About Pearl Washington

Pearl Washington has been deservedly credited with helping the BIG EAST Conference emerge as the most dynamic league in college basketball during the 1980s. A master showman on the court, Washington helped attendance numbers soar and television ratings skyrocket while he played at Syracuse. He earned All-American recognition and was a first-team All-BIG EAST Conference selection in each of his three seasons. Washington was the league's freshman of the year in 1983-84 and the BIG EAST Conference Tournament MVP in 1985-86, his final season.

He entered the NBA Draft after his junior year and was the 13th overall selection by the New Jersey Nets. He averaged 8.6 points and 4.1 assists as a rookie and 9.3 points the next year. He was taken by Miami in the 1988 Expansion Draft and spent one season with the Heat before he was released. Washington played two years in the Continental Basketball Association before retiring.

2016-17 Syracuse Basketball Lead-Deficit Comparison

Opponent	Lead	Deficit	Run	Changes	Ties	Result
COLGATE	35 (12:43-2nd)	2 (14:45-1st)	17-0 (1st+2nd)	8	1	W, 83-55
HOLY CROSS	48 (2:48-2nd)	3 (19:33-1st)	14-0 (1st)	1	2	W, 90-46
MONMOUTH	25 (2:09-2nd)	---	8-0 (2nd)	0	4	W, 71-50
S. CAROLINA STATE	50 (1:52-2nd)	3 (19:29-1st)	15-0 (1st)	1	1	W, 101-59
vs. S. Carolina	---	16 (1:25-2nd)	6-0 (2nd)	0	0	L, 50-64
at Wisconsin	2 (19:37-1st)	17 (14:21-2nd)	5-0 (1st)	1	1	L, 60-77
N. FLORIDA	24 (12:07-2nd)	---	8-0 (1st)	0	0	W, 77-71
vs. Connecticut	11 (13:10-2nd)	5 (2:58-2nd)	8-0 (1st)	6	5	L, 50-52
BOSTON U.	33 (7:05-2nd)	8 (12:53-1st)	16-0 (2nd)	3	8	W, 99-77
GEORGETOWN	7 (14:52-1st)	7 (2:38-2nd)	8-0 (1st)	9	7	L, 78-71
E. MICHIGAN	48 (1:50-2nd)	---	12-0 (1st)	0	1	W, 105-57
ST. JOHN'S	5 (15:17-1st)	37 (2:26-2nd)	6-0 (1st-2nd)	3	3	L, 60-93
CORNELL	30 (7:04-2nd)	6 (17:27-1st)	8-0 (1st+2nd)	4	2	W, 80-56
at Boston College	--	22 (11:56-2nd)	6-0 (1st)	0	1	L, 81-96
MIAMI	17 (2:01-2nd)	4 (16:39-1st)	9-0 (2nd)	2	2	W, 70-55
PITTSBURGH	28 (5:27-1st)	---	19-0 (1st)	0	3	W, 77-66
at Virginia Tech	3 (17:12-1st)	15 (4:31-2nd)	9-0 (1st)	2	2	L, 73-83
BOSTON COLLEGE	28 (3:03-2nd)	1 (12:55-1st)	13-0 (2nd)	2	2	W, 76-53
at N. Carolina	2 (19:37-1st)	17 (0:36-2nd)	12-0 (2nd)	1	0	L, 68-85
at Notre Dame	2 (19:42-1st)	22 (4:12-2nd)	6-0 (2nd)	1	1	L, 66-84
WAKE FOREST	6 (4:25-2nd)	8 (10:23-2nd)	8-0 (2nd)	14	12	W, 81-76
FLORIDA STATE	18 (0:27-1st)	2 (19:46-1st)	9-0 (1st)	3	2	W, 82-72
at NC State	8 (6:18-1st)	16 (8:44-2nd)	12-0 (2nd)	5	6	W, 100-93 OT
VIRGINIA	6 (8:54-2nd)	12 (0:50-1st)	10-0 (2nd)	1	5	W, 66-62
at Clemson	4 (1:30-1st)	12 (11:05-1st)	9-0 (1st)	13	6	W, 82-81
at Pittsburgh	6 (16:00-1st)	13 (13:21-2nd)	7-0 (1st)	2	1	L, 75-80
LOUISVILLE	3 (4:47-OT)	14 (5:52-1st)	8-0 (1st+2nd)	8	5	L, 72-76 OT
at Georgia Tech	9 (2:00-1st)	13 (9:19-2nd)	10-0 (1st)	5	8	L, 65-71
DUKE	3 (0:01-2nd)	10 (0:57-1st)	7-0 (1st-2nd)	16	11	W, 78-75
at Louisville	4 (10:06-1st)	23 (17:53-2nd)	11-0 (1st)	2	0	L, 68-88
GEORGIA TECH	29 (3:53-2nd)	---	11-0 (2nd)	0	0	W, 90-61
vs. Miami (ACCT)						

On March 2, 1996, Washington's jersey was retired in a ceremony at the Carrier Dome. He was selected by fan vote for the school's All-Century Team in 1999-2000.



He returned to Syracuse to complete his class requirements and received a bachelor's degree in speech communication. He was working toward a master's degree in the School of Education when he fell ill.

The Gerry McNamara Show



Tuesday Nights
7:00 - 8:00 p.m.
Live from Tully's on Erie Blvd.

ESPN
97.7/100.1 FM

	VS.	
2016-17	Season	2016-17
18 wins	W-L	13 losses
83.8	PPG	66.1
64.7	OPP PPG	79.0
+19.1	Margin	-12.9
.514	FG %	.382
.387	FG % DEF	.484
.456	3PT %	.288
.305	3PT % DEF	.401
.740	FT %	.715
36.0	RPG	33.6
33.6	OPP RPG	39.6
+2.4	Margin	-6.0
19.0	Assists PG	11.2
11.6	Turnovers PG	13.1
5.6	Blocks PG	3.6
8.8	Steals PG	7.1



“Hoops For The Stars” Recognizes Syracuse Area Youth

The ‘Hoops for the Stars’ program was highlighted on January 24, February 4 and March 4 with an on-court presentation at the Carrier Dome to honor more than 150 area youth.

For the ninth year in a row, Syracuse University and National Grid Foundation continue to partner to provide positive reinforcement, recognition of improved academic performance and attendance in school, a decrease in negative behavior, and positive contributions to the community. The program underscores a shared commitment by Syracuse University Athletics, National Grid Foundation and the Syracuse City School District to work together in enriching the educational and life experience of area youth.

“We are thrilled to be able to partner with the National Grid Foundation in support of the Syracuse City School District,” said John Wildhack, Syracuse University Director of Athletics. “This program gives us the opportunity to help encourage and reward area students.”

Through a National Grid Foundation commitment of \$35,000 this year, Syracuse University Athletics is providing tickets to 12 men’s basketball home games. Ticket recipients include more than 2,300 student achievers from eight middle schools in the Syracuse City School District and a parent or guardian to select Orange Men Basketball games.

“Through this partnership with Syracuse University, the Hoops for the Stars program promotes academic achievement and encourages students to reach their highest potential,” said Melanie Littlejohn, Board Member, National Grid Foundation. “At the close of another great Hoops for the Stars season, we are especially excited about the ‘Rising Star’ award. This is a special occasion to honor students for extraordinary accomplishments. While all the children are bright stars, we want to recognize the most outstanding student achievers.”



Dome-Inating Syracuse In The Dome

Season	W-L	Pct.	Unbeaten Start
2016-17	16-3	.833	6-0
2015-16	13-4	.765	3-0
2014-15	13-5	.722	4-0
2013-14	16-2	.889	16-0
2012-13	17-2	.895	16-0
2011-12	19-0	1.000	19-0
2010-11	16-3	.842	13-0
2009-10	17-2	.895	9-0
2008-09	16-3	.842	7-0
2007-08	16-6	.727	3-0
2006-07	18-4	.818	6-0
2005-06	14-5	.909	2-0
2004-05	16-2	.889	14-0
2003-04	14-3	.824	0-1
2002-03	17-0	1.000	17-0
2001-02	15-4	.789	6-0
2000-01	15-2	.882	6-0
1999-00	17-1	.944	13-0
1998-99	9-7	.563	3-0
1997-98	12-4	.750	8-0
1996-97	9-7	.563	1-0
1995-96	15-1	.938	10-0
1994-95	14-2	.875	12-0
1993-94	16-1	.941	4-0
1992-93	12-4	.750	7-0
1991-92	14-3	.824	13-0
1990-91	16-1	.941	8-0
1989-90	13-3	.813	7-0
1988-89	18-1	.947	10-0
1987-88	13-3	.813	8-0
1986-87	17-2	.895	11-0
1985-86	17-2	.895	14-0
1984-85	13-2	.867	6-0
1983-84	14-3	.824	4-0
1982-83	14-2	.875	8-0
1981-82	11-6	.647	2-0
1980-81	17-3	.850	2-0
Overall	548-108	.835	



2016-17 Attendance

No.	School	Arena	Avg.
1.	Kentucky	Rupp Arena	23,462
2.	Syracuse	Carrier Dome	22,682
3.	Louisville	KFCI Yum Center	20,846
4.	North Carolina	Smith Center	18,067
5.	Creighton	Century Link Center	17,413
6.	Wisconsin	Kohl Center	17,286
7.	Maryland	Xfinity Center	16,628
8.	Kansas	Allen Fieldhouse	16,395
9.	Indiana	Assembly Hall	16,364
10.	NC State	PNC Arena	15,907

2016-17 College Basketball's Largest On-Campus Crowds

Date	Game	Arena	Att.
Mar. 4	Georgia Tech at SU	Carrier Dome	30,448
Feb. 22	Duke at SU	Carrier Dome	30,331
Feb. 4	Virginia at SU	Carrier Dome	27,553
Feb. 13	Louisville at SU	Carrier Dome	25,303
Dec. 17	Georgetown at SU	Carrier Dome	25,131
Jan. 28	Florida State at SU	Carrier Dome	24,978
Feb. 25	Florida at Kentucky	Rupp Arena	24,431
Jan. 28	Kansas at Kentucky	Rupp Arena	24,418
Feb. 14	Tennessee at Kentucky	Rupp Arena	24,391
Jan. 21	S. Carolina at Kentucky	Rupp Arena	24,389

Specialty Statistics

	PP	PTO	SCP	FBP	BP
Opponent	SU-OPP	SU-OPP	SU-OPP	SU-OPP	SU-OPP
COLGATE	48-20	12-14	7-7	23-0	29-16
HOLY CROSS	32-12	31-11	18-12	6-2	34-8
MONMOUTH	16-32	18-15	18-16	9-6	26-19
S. CAROLINA STATE	38-22	12-6	15-4	18-18	42-34
vs. S. Carolina	8-30	11-11	10-9	3-8	7-7
at Wisconsin	22-28	9-10	8-18	2-2	18-6
N. FLORIDA	12-26	24-13	13-21	9-2	1-14
vs. Connecticut	8-12	12-4	8-10	2-0	9-11
BOSTON U.	24-16	28-7	12-18	2-5	55-18
GEORGETOWN	36-30	13-10	17-8	6-6	11-15
E. MICHIGAN	40-18	26-10	8-15	11-2	43-29
ST. JOHN'S	32-32	9-32	16-11	5-18	23-22
CORNELL	38-30	19-9	18-6	16-0	28-21
at Boston College	30-38	19-17	27-15	3-12	18-18
MIAMI	22-20	18-21	4-6	3-4	9-18
PITTSBURGH	18-22	15-12	10-15	4-10	4-0
at Virginia Tech	42-36	9-17	13-3	0-19	16-13
BOSTON COLLEGE	32-18	20-6	11-10	10-0	12-23
at North Carolina	20-46	9-26	9-20	7-12	6-15
at Notre Dame	20-26	11-16	7-9	2-2	9-7
WAKE FOREST	26-26	14-10	17-21	14-4	6-26
FLORIDA STATE	22-22	20-21	15-11	15-7	12-15
at NC State	20-30	20-7	14-26	9-23	0-4
VIRGINIA	22-20	20-15	7-6	11-3	4-33
at Clemson	34-28	10-12	16-6	5-0	9-25
at Pittsburgh	36-30	19-10	12-8	10-18	20-0
LOUISVILLE	32-30	10-12	9-20	10-8	12-20
at Georgia Tech	26-40	11-17	17-10	5-20	5-20
DUKE	28-26	10-10	5-17	16-9	5-8
at Louisville	22-38	18-27	14-15	0-12	3-24
GEORGIA TECH	18-34	16-6	4-8	14-8	6-18
vs. Miami (ACCT)					
	814-838	493-414	379-381	250-240	482-507
2016-17 Avg.	26.3-27.0	15.9-13.4	12.2-12.3	8.1-7.7	15.5-16.4
2015-16 Avg.	26.3-28.8	14.7-12.5	11.5-11.7	7.0-6.3	12.8-19.2
2014-15 Avg.	33.1-26.1	15.5-11.3	12.5-10.9	8.9-6.7	10.2-14.6
2013-14 Avg.	29.9-22.0	16.2-8.7	13.1-9.8	7.3-5.1	11.8-13.4
2012-13 Avg.	32.7-22.3	16.2-12.5	12.8-10.4	10.1-6.7	18.3-15.2
2011-12 Avg.	34.1-23.9	19.9-10.0	12.8-11.7	13.2-6.5	31.6-14.3
2010-11 Avg.	34.3-23.8	17.6-12.3	11.9-9.5	13.0-6.4	19.0-15.2
2009-10 Avg.	40.1-27.7	18.4-15.4	13.1-12.3	14.3-6.6	24.4-15.7
2008-09 Avg.	40.4-30.2	16.0-15.9	11.7-13.2	16.3-10.2	17.9-15.7
2007-08 Avg.	38.6-28.1	17.4-16.6	13.6-12.5	14.0-8.6	9.0-18.5
2006-07 Avg.	30.1-25.1	17.2-15.1	12.2-13.4	12.3-8.4	22.9-17.0
2005-06 Avg.	30.1-24.5	16.8-16.9	13.3-11.1	11.6-8.2	13.5-14.7
2004-05 Avg.	39.9-23.5	17.9-13.6	13.9-13.0	9.5-5.3	16.0-13.9
2003-04 Avg.	37.4-27.3	15.1-12.6	13.9-13.7	7.6-5.2	10.8-14.3
PP=points in the paint		PTO=points off turnovers		SCP=second chance points	
FBP=fast break points		BP=bench points			

In-Season Media Services

Interview Opportunities

Postgame: The Syracuse lockerroom is open after Coach Boeheim's postgame press conference.

Coach Boeheim: Media should contact Pete Moore in Athletic Communications (315-443-2080) to check on Coach Boeheim's availability.

Student-Athletes and Assistant Coaches: Please respect the privacy of the student-athletes and their families by NOT contacting them directly. Interviews SHOULD NOT be conducted without making the arrangements through Pete Moore.

Attending Practice: Contact Pete Moore to obtain the practice schedule and site, to learn if the practice is open, and to notify him if you plan to attend. REPORTING ON INJURIES OR THE SPECIFIC PRACTICE IS PROHIBITED.

Radio

Syracuse IMG Sports Network: Voice of the Orange Matt Park '97 and analyst Jim Satalin broadcast all of Syracuse's games on the Syracuse IMG Radio Network. The programming originates from WTKW-FM (99.5) and is carried by affiliates in New York, Pennsylvania and Vermont. WAER-FM (88.3) also carries SU men's basketball games home and away.

SU on Sirius: SIRIUS Satellite radio carries SU men's basketball games on a family of more than 120 stations. Visit www.sirius.com for a guide.

Television

Syracuse Sidelines: Time Warner Cable Sports airs Syracuse Sidelines on Thursday night's at 8:00 p.m. It is hosted by Voice of the Orange Matt Park '97 and features Coach Boeheim.

Internet

www.cuse.com: The site includes up-to-the minute SU athletics news, rosters, schedules, results, and statistics for all 21 varsity sports. Broadcasts of Syracuse University men's basketball can be heard through the website as well.

Cuse.com

Coach Jim Boeheim's post-game press conference and game highlights are available on Cuse.com.

Atlantic Coast Conference (www.acc.com):

The ACC website contains current news, standings, notes, results and statistics.

Athletic Communications Men's Basketball Directory

Pete Moore, director.....315-443-2608
cell phone.....315-952-5011
e-mail address.....pimoore@syr.edu
Susie Mehlinger, assistant.....315-443-2608
Sarah Woodward, assistant.....315-443-1330



Syracuse Signings

Recruiting Classes 1988-2016

The following is a list of individuals who signed National Letters of Intent with Syracuse since the 1988-89 school year.

The National Letter-of-Intent program was started in 1964. Administered by the Collegiate Commissioners Association (CCA), the program was designed with prospective student-athletes in mind. A signed letter-of-intent indicates a prospective student-athlete agrees to attend the designated college or university for one academic year. Institutions agree to provide athletics financial aid for one academic year to the student-athlete, provided the student-athlete is admitted to the institution and is eligible for financial aid under NCAA rules.

2016-17 Bourama Sidibe	2001-02 Craig Forth
2015-16 Tyus Battle	Mark Konecny
Taurean Thompson	Josh Pace
2014-15 Moustapha Diagne	Hakim Warrick
Frank Howard	2000-01 Greg Davis
Tyler Lydon	James Theus
Malachi Richardson	1999-2000 DeShaun Williams
2013-14 Tyler Ennis	Jeremy McNeil
B.J. Johnson	1998-99 Tony Bland
Chinonso Obokoh	Kueth Duany
Ron Patterson	Preston Shumpert
Tyler Robertson	1997-98 Damone Brown
2012-13 DaJuan Coleman	Billy Celuck
Jerami Grant	Allen Griffin
2011-12 Michael Carter-Williams	Sam Spann
Rakeem Christmas	Eric Williams
Trevor Cooney	1996-97 Jason Hart
2010-11 C.J. Fair	LeSean Howard
Baye Keita	Ramel Lloyd
Fab Melo	Etan Thomas
Dion Waiters	Winfred Walton
2009-10 DaShonte Riley	1995-96 David Patrick
Brandon Triche	Elvir Ovcina
2008-09 Mookie Jones	1994-95 Jason Cippola
Kris Joseph	Michael Lloyd
James Southerland	Bobby Lazor
2007-08 Jonny Flynn	Todd Burgan
Donte' Greene	1993-94 Charles Gelatt
Rick Jackson	1992-93 Otis Hill
Scoop Jardine	John Wallace
Kristof Ongenaet	1991-92 Lazarus Sims
Sean Williams	J.B. Reafsnider
2006-07 Paul Harris	Anthony Harris
Devon Brennan-McBride	Luke Jackson
Mike Jones	Glen Sekunda
2005-06 Eric Devendorf	Lawrence Moten
Andy Rautins	1990-91 Adrian Autry
Tiki Mayben	Scott McCorkle
Arinze Onuaku	1989-90 Leron Ellis
2004-05 Demetris Nichols	Michael Edwards
Louie McCroskey	Conrad McRae
Terrence Roberts	1988-89 Billy Owens
Darryl Watkins	Dave Johnson
2003-04 Dayshawn Wright	Tony Scott
Josh Wright	Rich Manning
2002-03 Carmelo Anthony	Dave Stock
Billy Edelin	Mike Hopkins
Matt Gorman	
Gerry McNamara	

ORANGE IN THE NBA

Player	at SU	NBA Team
 Carmelo Anthony	2002-03	NY Knicks
 Michael Carter-Williams	2011-13	Chicago Bulls
 Rakeem Christmas	2011-15	Indiana Pacers
 Tyler Ennis	2013-14	LA Lakers
 Michael Gbinije	2013-16	Detroit Pistons
 Jerami Grant	2011-13	OKC Thunder
 Wesley Johnson	2009-10	LA Clippers
 Chris McCullough	2014-15	Wash. Wizards
 Malachi Richardson	2015-16	Sacramento Kings
 Dion Waiters	2010-12	Miami Heat



courtesy of AP Photo

Orange Sign Sidibe To NLI

St. Benedict Prep (N.J.) senior Bourama Sidibe signed a National Letter of Intent to attend Syracuse during the November 2016 signing period.

Sidibe is a 6-11, 220-pound frontcourt performer who is a native of Mali in Africa. He enrolled at St. Benedict's mid-way through the 2014-15 season.

St. Benedict Prep is off to an 26-4 start this winter. The Gray Bees won a third consecutive New Jersey State Prep A Tournament.

A year ago he helped the Gray Bees to a 35-2 overall record and averaged approximately 13 points and 11 rebounds.

Sidibe is ranked 15th among the centers and 82nd overall in the Class of 2017 on the ESPN 100 list. Scout.com has him rated the 26th best center. He is a three-star recruit according to rivals.com.

St. Benedict's is coached by Mark Taylor. Tyler Ennis, who is currently with the Houston Rockets of the NBA, also played at St. Benedict's before enrolling at Syracuse.

Syracuse Hoop History

First Year of Basketball: 1900-01

Overall All-Time Record: 1,860-877, .680*

NCAA Wins Ranking: 6th*

NCAA Winning Percentage Ranking: 7th*

*record reflects 101 wins vacated between 2004-07 and 2010-12 by the NCAA

NCAA Tournament Appearances (38):

1957, 1966, 1973, 1974, 1975, 1976, 1977, 1978, 1979, 1980, 1983, 1984, 1985, 1986, 1987, 1988, 1989, 1990, 1991, 1992, 1994, 1995, 1996, 1998, 1999, 2000, 2001, 2003, 2004, 2005, 2006, 2009, 2010, 2011, 2012, 2013, 2014, 2016

NCAA Tournament Record: 61-38, .616#

#record reflects 4 tournament wins vacated between 2004-07 and 2010-12 by the NCAA

NCAA Championships (1): 2003

NCAA Final Fours (6): 1975, 1987, 1996, 2003, 2013, 2016

NCAA Elite Eights (9)^: 1957, 1966, 1975, 1987, 1989, 1996, 2003, 2013, 2016

^record reflects 1 Elite Eight appearance vacated between 2004-07 and 2010-12 by the NCAA

NCAA Sweet Sixteens (18)+: 1975, 1977, 1979, 1980, 1984, 1987, 1989, 1990, 1994, 1996, 1998, 2000, 2003, 2004, 2009, 2010, 2013, 2016 (first recorded in 1975)

+record reflects 1 Sweet 16 appearance vacated between 2004-07 and 2010-12 by the NCAA

NIT Appearances (12): 1946, 1950, 1964, 1967, 1971, 1972, 1981, 1982, 1997, 2002, 2007, 2008

NIT Record%: 12-13

%record reflects 2 NIT wins vacated between 2004-07 and 2010-12 by the NCAA

Helms Foundation Championships (2): 1917-18, 1925-26

Naismith Memorial Basketball Hall of Fame (3): Dave Bing (1990), Jim Boeheim (2005), Vic Hanson (1960)

All-Americans: 44

Consensus All-Americans (12):

Carmelo Anthony, Dave Bing, Rakeem Christmas, Derrick Coleman, Sherman Douglas, C. J. Fair, Wesley Johnson, Billy Owens, Rony Seikaly, John Wallace, Hakim Warrick, Pearl Washington

CoSIDA Academic All-Americans (7):

Hal Cohen, Dennis DuVal, Rick Dean, Craig Forth, George Hicker, Danny Schayes, Bill Smith

NCAA Postgraduate Scholarships (2):

Marius Janulis, Danny Schayes

Retired Jerseys (12):

Carmelo Anthony, Dave Bing, Roosevelt Bouie, Derrick Coleman, Sherman Douglas, Billy Gabor, Vic Hanson, Louis Orr, Billy Owens, Wilmet Sadat-Singh, Rony Seikaly, Pearl Washington



Syracuse, Kinney Drugs Present 'Pearl Washington Day' On December 17

Syracuse University Athletics and Kinney Drugs are teamed up to honor the legacy of Dwayne "Pearl" Washington, highlighted by 'Pearl Washington Day,' on December 17 at the Carrier Dome.

Kinney Drugs continues to host an in-store, six-week long program in Pearl's honor. Running from Dec. 12 through Jan. 30, Kinney's 77 stores across New York State are offering consumers an opportunity to purchase Pearl Washington 'mini-jerseys' for \$1. Kinney customers can sign their name or write a short tribute to Pearl on each jersey, which will be proudly displayed inside each Kinney Drugs location. All proceeds will be donated to pediatric cancer research through the Jim & Juli Boeheim Foundation.

"We're thrilled to have an Upstate New York company like Kinney Drugs remembering the legend of Pearl Washington," said Syracuse head coach Jim Boeheim. "With this fundraiser, Kinney Drugs is recognizing what Pearl did not only for our basketball program, but the greater Syracuse community. The Jim & Juli Boeheim Foundation is honored to receive the proceeds and will put 100% of the funds toward pediatric cancer research in the Central New York community."

"As an employee-owned local healthcare company, Kinney Drugs is proud to team up with Syracuse Athletics to honor the many contributions Pearl made to both Syracuse University Basketball and our entire region," said Rick Cognetti, VP of Marketing & Retail Merchandising at Kinney Drugs. "His contributions to SU and the greater Syracuse community, and his courageous battle against cancer, serve as an inspiration to all of us. We are honored to work with Jim & Juli and the Boeheim Foundation to raise both awareness and research funds for pediatric cancer research in Pearl's name."

Fans who attended the game on December 17 received two special commemorative Pearl Washington items -- a jersey pin and an original design Pearl magnet -- courtesy of Syracuse Athletics and Kinney Drugs.



Syracuse Mourns The Loss Of Former Player Fab Melo

Fab Melo, who played basketball at Syracuse from 2010-12, passed away at the age of 26 on February 11.

Syracuse coach Jim Boeheim released the following statement after learning about Melo:

"I'm very sorry to hear about the passing of Fab Melo. He was a kind, genuine person who was committed to doing his best while he was at Syracuse. Our staff and his teammates were fortunate to have had the opportunity to know Fab. Our thoughts and prayers are with his family."

He earned the BIG EAST Conference Defensive Player of the Year honor as a sophomore and entered his name in the NBA Draft. Melo was selected in the first round and 22nd overall by the Celtics in 2012. He saw action in six NBA games and also spent time with the Maine Red Claws of the NBA D-League.

He failed to land a permanent NBA spot and had returned to his native Brazil to play professionally there.

The University honored his memory with a moment of silence before the women's basketball game on February 12 and the men's game on February 13.

The Boston Celtics held a moment of silence prior to a game with Philadelphia on February 15.



Pearl Part of 2017 ACC Legends

Dwayne "Pearl" Washington is the Syracuse representative on the ACC 2017 Legends Class. This year's group includes 14 former players and a national championship coach.

The Legends will be recognized during the 2017 New York Life ACC Tournament, scheduled for March 7-11 at Barclays Center in Brooklyn, N.Y.

This year's ACC Legends class includes two who were integral parts of NCAA Championship teams, two National Players of the Year, one National Defensive Player of the Year, four conference Players of the Year and two ACC Tournament MVPs.

2017 Legends Class

Troy Bell, Boston College
Edward Scott, Clemson
Shelden Williams, Duke
Tim Pickett, Florida State
Matt Harping, Georgia Tech
Rodney McCray, Louisville
Wayne Beckner, Miami
Antawn Jamison, North Carolina
Jim Valvano, NC State
Gary Brokaw, Notre Dame
Curtis Aiken, Pittsburgh
Pearl Washington, Syracuse
Junior Burrough, Virginia
Bobby Beecher, Virginia Tech
Josh Howard, Wake Forest



Boeheim Part of Gold-Medal Staff for USA Basketball Men's National Team

The successful run by USA Basketball under the direction of Chairman Jerry Colangelo continued last summer. Coach Mike Krzyzewski's staff, which included Coach Boeheim, guided the Americans to a third straight gold medal at the 2016 Olympics in Rio De Janeiro, Brazil. Coach K and Coach Boeheim were also on the bench for Team USA Olympic gold medals in 2008 and 2012.

Boeheim continues to serve as chair of the USA Basketball Men's Junior National Team Committee, a post he has held since 2005.



Boeheim And The Infiniti Coaches' Charity Challenge

Jim Boeheim is one of 48 college basketball coaches participating in the Infiniti Coaches' Charity Challenge that got underway January 2 across the country.

The charity challenge runs until March 17 and features coaches competing for good causes. Fans were able to vote each day for their favorite coach and/or cause at www.ESPN.com/Infiniti.

The coaches were divided up in a bracket by regions and advanced based on fan votes.

The coach who earns the most votes will earn a \$100,000 donation to his respective cause. The Jim and Juli Boeheim Foundation was the charity selected by Coach Boeheim.



Boeheim Foundation Offers Friendly Access Sensory Safety Kits

The Jim & Juli Boeheim Foundation and Life is Washable, Inc. are teaming up to bring Friendly Access Sensory Safety Kits™ to the Carrier Dome. Individuals with Autism, Dementia, Traumatic Brain Injury and various sensory challenges will now be able to enjoy all Dome events with the complimentary use of the Friendly Access kits, which are now available at Carrier Dome Guest Services. The Carrier Dome is the first venue of its size in the United States to offer sensory accommodations to its patrons.

Loud noises and bright lights can make it difficult or confusing for certain individuals to enjoy events. Friendly Access Sensory Safety Kits™ are designed to support individuals of all ages, with a variety of sensory needs, and their families at sporting events and concerts alike.

The Friendly Access Sensory Safety Kit™ is packaged in an orange drawstring bag containing an assortment of useful tools (noise reducing ear covers & ear plugs, antiglare glasses, small "fidget" toy, communication card, sanitizing wipes & tissues, I.D. wristbands, stickers and card) to help individuals enjoy an event with greater comfort. For more information regarding the kit and availability, please contact the Carrier Dome Management Office at 315-443-4634.



Jim Boeheim is in his 41st season as head coach at Syracuse. He is third* in career victories among NCAA Division I coaches.



Boeheim Third All-Time In Wins

Jim Boeheim, now in his 41st season as head coach at his alma mater, earned his 902nd* coaching victory on March 4 when Syracuse defeated Georgia Tech, 90-61.

A Syracuse win in the season opener against Colgate gave Boeheim a 37-4 record in campaign beginners during his tenure.

Mike Krzyzewski (Army, Duke) is the only Division I coaches who is ahead of Boeheim on the wins list.

902*

The Book On Boeheim

Boeheim owns a career record of *902-355 (.718). He is second among active Division I coaches in wins, trailing only Mike Krzyzewski.

Jim Phelan (Mt. St. Mary's, 1,354 games) is the only Division 1 coach who has logged more than Boeheim's 1,257 games (total reflects 101 games vacated between 2004-07 and 2010-12 by the NCAA) for coaches who have served at only one institution.

The 2016 NCAA berth gave SU 38 post-season appearances under Boeheim, including 32 NCAA Tournaments. He has guided his alma mater to the NCAA title game three times, winning it for the first time in 2003.

*record reflects 101 wins vacated between 2004-07 and 2010-12 by the NCAA

Jim Boeheim Records 1976-present (41st season)

At Syracuse: *902-355 (.718)
*record reflects 101 wins vacated between 2004-07 and 2010-12 by the NCAA

As an SU Player: 52-24 (.684)

As an SU Assistant: 139-65 (.681)

NCAA Tournament: #53-31 (.631)
#record reflects 4 NCAA Tournament wins vacated between 2004-07 and 2010-12 by the NCAA

NIT ^10-7 (.588)
^record reflects 2 NIT wins vacated between 2004-07 and 2010-12 by the NCAA



"Ball" In The Family

Basketball in the Boeheim family extends beyond Coach Boeheim. The eldest son, Jimmy, is a prep standout at New Hampton School in New Hampshire. He graduated from Jamesville-DeWitt High School a year ago. On March 1 he announced via twitter that he plans on enrolling at Cornell next Fall.

Twins Buddy and Jamie are juniors on the basketball teams at Jamesville-DeWitt High School. Both are involved in postseason play with the Rams. Jamie played on a state championship team a season ago.

Division I Coaches by Wins

Coach	Schools	Wins
1. M. KRZYZEWSKI	Army, Duke	1,066
2. JIM BOEHEIM	Syracuse	*902
Bob Knight	Army, Indiana, Texas Tech	902
4. Dean Smith	North Carolina	879
5. Adolph Rupp	Kentucky	876
6. Jim Calhoun	Northeastern, Connecticut	873

*record reflects 101 wins vacated between 2004-07 and 2010-12 by the NCAA

Active Division I Coaches by Games

Coach	Schools	Games
1. Mike Krzyzewski	Army, Duke	1,395
2. Jerry Slocum	Nyack, Geneva, Gannon, Youngstown	1,278
3. JIM BOEHEIM	Syracuse	*1,257
4. Cliff Ellis	S. Alabama, Clemson, Auburn, Coastal Carolina	1,221
5. Bob Huggins	Walsh, Akron, Cincinnati, Kansas State, West Virginia	1,143
6. Rick Byrd	Maryville, Lincoln Memorial, Belmont	1,138

*total reflects 101 games vacated between 2004-07 and 2010-12 by the NCAA.

Division I Coaches 20-Win Seasons

Coach	Schools	No.
1. M. KRZYZEWSKI	Army, Duke	33
2. JIM BOEHEIM	Syracuse	*31
3. Dean Smith	North Carolina	30
4. Bob Knight	Army, Indiana, Texas Tech	29
Lute Olson	Iowa, Arizona	29

*total reflects five 20-win seasons vacated between 2004-07 and 2010-12 by the NCAA

Division I Seasons With Current School

Coach	School	Seasons
1. JIM BOEHEIM	Syracuse	40
2. M. Krzyzewski	Duke	35
3. Greg Kampe	Oakland	32
4. Rick Byrd	Belmont	30
5. Bob McKillop	Davidson	27
6. Dave Loos	Austin Peay	26
8. Tom Izzo	Michigan State	21
Phil Martelli	Saint Joseph's	21
Fran O'Hanlon	Lafayette	21

(seasons completed)

Division I NCAA Tournament Wins

Coach	Schools	Wins
1. M. KRZYZEWSKI	Duke	90
2. ROY WILLIAMS	N. Carolina, Kansas	69
3. Dean Smith	North Carolina	65
4. JIM BOEHEIM	Syracuse	*53
RICK PITINO	Providence, Kentucky, Louisville	53
6. Jim Calhoun	Northeastern, Connecticut	49
7. John Wooden	UCLA	47
8. TOM IZZO	Michigan State	46
Lute Olson	Iowa, Arizona	46
10. Bob Knight	Army, Indiana, Texas Tech	45

*record reflects 4 tournament wins vacated between 2004-07 and 2010-12 by the NCAA

Active Coaches in CAPS

includes games of March 5

The Jim Boeheim Show

**Thursday Nights
7:00 - 9:00 p.m.**

Live from Delmonicos on Erie Blvd.

TK99

CLASSIC ROCK 99.5/105.5

2016-17 Associated Press Poll March 4, 2017

No.	Team	W-L	Points
1.	Kansas (59)	28-3	1,619
2.	Villanova (2)	28-3	1,517
3.	UCLA (3)	28-3	1,487
4.	Gonzaga (1)	30-1	1,430
5.	Oregon	27-4	1,364
6.	North Carolina	26-6	1,291
7.	Arizona	27-4	1,252
8.	Kentucky	26-5	1,182
9.	Baylor	25-6	1,084
10.	Louisville	24-7	1,047
11.	West Virginia	24-7	958
12.	SMU	27-4	849
13.	Purdue	25-6	839
14.	Duke	23-8	667
15.	Cincinnati	27-4	634
16.	Florida State	24-7	631
17.	Florida	24-7	617
18.	Butler	23-7	538
19.	Saint Mary's	27-3	456
20.	Wichita State	30-4	401
21.	Virginia	21-9	400
22.	Notre Dame	23-8	394
23.	Iowa State	20-10	147
24.	Wisconsin	23-8	139
25.	Maryland	24-7	47

Others receiving votes: Middle Tennessee 28, Oklahoma State 23, Minnesota 22, Michigan 16, Dayton 11, Seton Hall 9, USC 6, Providence 5, Vermont 3, Miami 2, VCU 2, Arkansas 2, Wake Forest 2, Creighton 1, Princeton 1, Michigan State 1, UNC-Wilmington 1

2016-17 USA Today Coaches Poll March 4, 2017

No.	Team	W-L	Points
1.	Kansas (27)	28-3	795
2.	Villanova (2)	28-3	743
3.	UCLA (2)	28-3	737
4.	Gonzaga (1)	30-1	674
5.	Oregon	27-4	655
6.	North Carolina	26-6	649
7.	Arizona	27-4	600
8.	Kentucky	26-5	581
9.	Louisville	24-7	544
10.	Baylor	25-6	516
11.	West Virginia	24-7	462
12.	Purdue	25-6	391
13.	Florida	24-7	347
14.	Duke	23-8	345
15.	Southern Methodist	27-4	303
16.	Notre Dame	23-8	301
17.	Florida State	24-7	278
18.	Cincinnati	27-4	262
	St. Mary's	27-3	262
20.	Butler	23-7	249
21.	Virginia	21-9	189
22.	Wichita State	30-4	184
23.	Wisconsin	23-8	82
24.	Iowa State	20-10	63
25.	M. Tennessee State	27-4	30

Others receiving votes: Oklahoma State 25, South Carolina 22, Miami (FL) 19, Maryland 13, Minnesota 13, Northwestern 13, Southern California 12, Creighton 10, Arkansas 7, Vermont 6, California 5, Michigan 3, UNC-Wilmington 2, Monmouth 2, Virginia Tech 2, Wake Forest 1, Nevada 1, Vanderbilt 1, Dayton 1

SU AP Poll Points

The last time . . .

SU vs.	2/26/17	#7 Louisville 88, SU 68
ranked team		
SU beat a	2/22/17	SU 78, #10 Duke 75
ranked team		
Both ranked	11/29/16	#17 Wisconsin 77, #22 SU 60
Both top 10	2/22/14	#5 Duke 66, #1 SU 60
Both top 5	2/22/14	#5 Duke 66, #1 SU 60
SU vs. ranked	2/26/17	#7 Louisville 88, SU 68
back-to-back	2/22/17	SU 78, #10 Duke 75
SU played #1	1/19/13	#6 SU 70, #1 Louisville 68
SU beat #1	1/19/13	#6 SU 70, #1 Louisville 68
SU played #2	3/2/15	#2 Virginia 59, SU 47
SU beat #2	2/3/03	SU 67, #2 Pittsburgh 65
SU played #3	4/2/16	#3 UNC 83, SU 66 (NCAA)SU
beat #3	3/12/09	#18 SU 127, #3 UConn 117 6 OT
SU played #4	3/27/16	SU 68, #4 Virginia 62 (NCAA)
SU beat #4	3/27/16	SU 68, #4 Virginia 62 (NCAA)
SU played #5	2/22/14	#5 Duke 66, #1 SU 60
SU beat #5	3/15/13	#19 SU 58, #5 Georgetown 55 (BET)
SU played #6	1/28/17	SU 82, #6 Florida State 72
SU beat #6	1/28/17	SU 82, #6 Florida State 72
SU played #7	2/26/17	#7 Louisville 88, SU 68
SU beat #7	12/7/10	#8 SU 72, #7 Michigan State 58
SU played #8	2/13/17	#8 Louisville 76, SU 72 OT
SU beat #8	12/28/13	#2 SU 78, #8 Villanova 62
SU played #9	2/4/17	SU 66, #9 Virginia 62
SU beat #9	2/4/17	SU 66, #9 Virginia 62
SU played #10	2/22/17	SU 78, #10 Duke 75
SU beat #10	2/22/17	SU 78, #10 Duke 75
SU played #11	2/23/13	#11 Georgetown 57, #8 SU 46
SU beat #11	2/26/11	#17 SU 58, #11 Georgetown 51
SU played #12	2/18/15	SU 69, #12 Louisville 59
SU beat #12	2/18/15	SU 69, #12 Louisville 59
SU played #13	1/24/16	#13 Virginia 73, SU 65
SU beat #13	11/19/09	SU 95, #13 California 73
SU played #14	3/22/12	#2 SU 64, #14 Wisconsin 63 (NCAA)
SU beat #14	3/22/12	#2 SU 64, #14 Wisconsin 63 (NCAA)
SU played #15	3/30/13	#16 SU 55, #15 Marquette 39 (NCAA)
SU beat #15	3/30/13	#16 SU 55, #15 Marquette 39 (NCAA)
SU played #16	2/12/11	#16 Louisville 73, #12 SU 69
SU beat #16	3/4/03	SU 92, #16 Notre Dame 88
SU played #17	11/29/16	#17 Wisconsin 77, #22 SU 60
SU beat #17	2/1/14	#2 SU 91, #17 Duke 89 OT
SU played #18	2/17/16	#18 Louisville 72, SU 58
SU beat #18	11/26/15	SU 79, #18 UConn 76
SU played #19	3/3/12	#2 SU 58, #19 Louisville 49
SU beat #19	3/3/12	#2 SU 58, #19 Louisville 49
SU played #20	1/18/16	SU 64, #20 Duke 62
SU beat #20	1/18/16	SU 64, #20 Duke 62
SU played #21	3/8/08	SU 87, #21 Marquette 72
SU beat #21	3/8/08	SU 87, #21 Marquette 72
SU played #22	1/18/14	#2 SU 59, #22 Pittsburgh 54
SU beat #22	1/18/14	#2 SU 59, #22 Pittsburgh 54
SU played #23	12/20/08	SU 72, #23 Memphis 65
SU beat #23	12/20/08	SU 72, #23 Memphis 65
SU played #24	11/19/04	SU 71, #24 Memphis 62
SU beat #24	11/19/04	SU 71, #24 Memphis 62
SU played #25	1/28/16	SU 81, #25 Notre Dame 66
SU played #25	1/28/16	SU 81, #25 Notre Dame 66
Ranked opponents		
in a season	15	2008-09

SU In The 2016-17 Polls

Date	AP	USA Today
Preseason	19	17
November 14	18	18
November 21	18	16
November 28	22	24
December 5	rv	rv
December 12	rv	rv
December 19	--	--
December 26	--	--
January 2	--	--
January 9	--	--
January 16	--	--
January 23	--	--
January 30	--	--
February 6	--	--
February 13	--	--
February 20	--	--
February 27	--	--
March 6	--	--

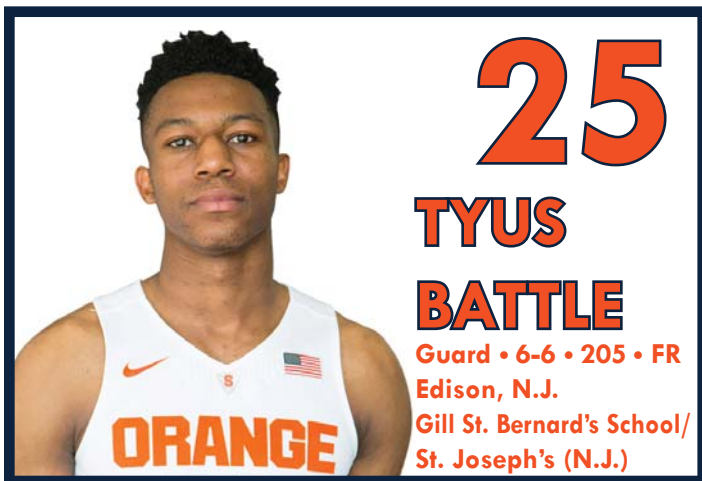
SU's Most Familiar Foes

Opponents	Games
1. Colgate (Nov. 11)	169
2. Cornell (Dec. 27)	122
3. Pittsburgh (Jan. 7, Feb. 11)	111
4. Penn State	105
5. Connecticut (Dec. 5)	93
6. Georgetown (Dec. 17)	92
7. St. John's (Dec. 21)	91
8. Niagara	81
9. Villanova	72
10. Boston College (Jan. 1, Jan. 14)	71

bold indicates 2016-17 opponent



SyracuseAthletics



- Battle has scored in 30-of-31 games as a freshman, including 13 games in double figures.
- He has connected on three-or-more 3-pointers in 11 contests.
- Battle has 39 steals, the third-best total on the Orange squad.
- He has logged 40 minutes in a game five times this season.
- He is averaging 17.8 points per game over the last four contests.
- Battle had 22 points in Syracuse's 90-61 Senior Day victory over Georgia Tech.
- Battle had a squad-best 20 points when the Orange played at #7/6 Louisville
- He drained a last-second, buzzer-beating 3-pointer to seal the 82-81 road victory at Clemson.
- Battle led the Orange to a victory over #9 Virginia with a career-high 23 points. .
- In his first collegiate start against North Florida, Battle tallied 19 points in 36 minutes of play.

2016-17 Battle Game-by-Game

Opponent	MP	FG	3PT	FT	REB	F	A	T	B	S	TP
COLGATE	23	1-7	0-3	4-4	1	2	0	0	0	0	6
vs. HOLY CROSS	24	3-7	3-5	0-0	2	0	4	0	1	3	9
vs. MONMOUTH	20	3-4	3-4	0-1	3	2	1	0	0	2	9
vs. S. CAROLINA ST.	16	2-4	1-2	0-0	1	1	1	0	1	0	5
vs. South Carolina	13	0-2	0-1	0-0	0	0	2	0	1	0	0
at Wisconsin	20	1-4	0-2	2-2	2	4	1	2	0	0	4
NORTH FLORIDA*	36	6-7	4-5	3-4	2	2	1	1	0	1	19
vs. Connecticut*	35	2-6	2-5	1-2	1	4	2	3	0	0	7
BOSTON UNIVERSITY*	28	2-8	2-7	1-2	1	0	3	1	0	2	7
GEORGETOWN	12	1-2	0-1	0-0	2	3	0	1	0	0	2
EASTERN MICHIGAN	23	5-9	4-7	4-4	2	1	1	1	0	1	18
ST. JOHN'S	22	2-8	1-6	3-4	1	4	3	5	0	2	8
CORNELL*	32	5-11	4-7	2-2	3	1	1	1	0	3	16
at Boston College*	28	3-6	1-3	0-0	4	0	4	1	0	0	7
MIAMI*	40	3-5	1-3	2-2	3	3	1	2	0	1	9
PITTSBURGH*	40	6-9	3-5	0-0	1	1	1	0	0	3	15
at Virginia Tech*	40	5-11	3-6	0-0	1	3	1	3	1	1	13
BOSTON COLLEGE*	33	7-13	3-6	4-5	1	1	2	1	0	3	21
at North Carolina*	39	4-11	1-5	4-4	3	1	2	1	1	4	13
at Notre Dame*	40	6-14	1-5	4-7	3	1	1	1	0	3	17
WAKE FOREST*	40	3-9	0-4	3-5	4	2	4	0	0	1	9
FLORIDA STATE*	37	3-11	1-4	2-2	4	2	4	1	0	3	9
at North Carolina St.*	38	2-6	0-2	2-2	1	3	2	1	0	0	6
VIRGINIA*	39	7-11	3-6	6-8	2	2	0	0	0	2	23
at Clemson*	33	2-7	2-6	0-0	1	2	0	2	0	0	6
at Pittsburgh*	16	1-5	0-1	1-2	2	2	0	1	0	1	3
LOUISVILLE*	26	1-7	0-5	0-0	3	2	1	1	0	0	2
at Georgia Tech*	33	4-8	2-6	1-2	1	2	4	3	2	1	11
DUKE*	33	6-11	1-3	5-6	4	3	1	0	0	1	18
at Louisville*	37	7-17	3-8	3-4	2	1	0	1	0	0	20
GEORGIA TECH*	38	6-11	4-7	6-6	4	3	1	1	1	1	22
vs. Miami (ACCT)											

*indicates start

Battle's Career Statistics

Year	G	GS	TOTAL			3-PTS			REBOUNDS			PF	FO	A	TO	Blk	Stl	Pts	Avg				
			FG	FGA	Pct	3FG	3FGA	Pct	FT	FTA	Pct									O	D	Tot	Avg
2016-17	31	22	109	251	.434	53	140	.379	63	80	.788	10	55	65	2.1	58	0	49	35	8	39	334	10.8

Battle Season and Career Highs

- Points**
Season and Career: 23 vs. Virginia, 2016-17
- FG Made**
Season and Career: 7, Boston College, vs. Virginia, at Louisville, 2016-17
- FG Attempted**
Season and Career: 17 at Louisville, 2016-17
- 3-Point FGM**
Season and Career: 4, North Florida, Eastern Michigan, Cornell, vs. Georgia Tech, 2016-17
- 3-Point FGA**
Season and Career: 8 at Louisville, 2016-17
- FT Made**
Season and Career: 6 vs. Virginia, vs. Georgia Tech, 2016-17
- FT Attempted**
Season and Career: 8 vs. Virginia, 2016-17
- Rebounds**
Season and Career: 4 at Boston College, Wake Forest, Florida St., vs. Duke, vs. Georgia Tech, 2016-17
- Off. Rebounds**
Season and Career: 2, Wake Forest, at Louisville, 2016-17
- Def. Rebounds**
Season and Career: 4 at Boston College, vs. Duke, vs. Georgia Tech, 2016-17
- Assists**
Season and Career: 4, Holy Cross, at Boston College, Wake Forest, Florida St., at Georgia Tech, 2016-17
- Steals**
Season and Career: 4 at North Carolina, 2016-17
- Blocks**
Season and Career: 2 at Georgia Tech, 2016-17
- Minutes**
Season and Career: 40, Miami, Pittsburgh, at Virginia Tech, at Notre Dame, Wake Forest, 2016-17



All-ACC Academic Men's Basketball Team



- He suffered a torn retina in his right eye and had surgery Dec. 17. He is out indefinitely.
- He ranks fifth on the team with an average of 4.1 rebounds per game.
- Chukwu had a season-high seven rebounds and four blocks against South Carolina State.
- Chukwu has at least one blocked shot in six-of-seven appearances.
- In his first action since the 2014-15 season, Chukwu logged 21 minutes in the exhibition game versus Indiana (Pa.). He finished with four points, five rebounds and two blocks.
- Chukwu transferred to Syracuse after one year at Providence. He sat out last year per the NCAA transfer rule.

2016-17 Chukwu Game-by-Game

Opponent	MP	FG	3PT	FT	REB	F	A	T	B	S	TP
COLGATE	17	2-2	0-0	0-6	5	1	0	1	1	1	4
vs. HOLY CROSS	22	0-0	0-0	0-0	5	3	1	2	3	1	0
vs. MONMOUTH	10	0-0	0-0	0-0	4	1	0	2	2	1	0
vs. S. CAROLINA ST.	25	2-3	0-0	0-1	7	4	1	3	4	0	4
vs. South Carolina	17	0-2	0-0	0-0	4	4	0	0	1	0	0
at Wisconsin	7	0-0	0-0	0-0	1	0	0	1	0	0	0
NORTH FLORIDA	DNP										
vs. Connecticut	DNP										
BOSTON UNIVERSITY	10	2-2	0-0	0-2	3	2	0	1	3	0	4
GEORGETOWN	DNP										
EASTERN MICHIGAN	DNP										
ST. JOHN'S	DNP										
CORNELL	DNP										
at Boston College	DNP										
MIAMI	DNP										
PITTSBURGH	DNP										
at Virginia Tech	DNP										
BOSTON COLLEGE	DNP										
at North Carolina	DNP										
at Notre Dame	DNP										
WAKE FOREST	DNP										
FLORIDA STATE	DNP										
at North Carolina St.	DNP										
VIRGINIA	DNP										
at Clemson	DNP										
at Pittsburgh	DNP										
LOUISVILLE	DNP										
at Georgia Tech	DNP										
DUKE	DNP										
at Louisville	DNP										
GEORGIA TECH	DNP										
vs. Miami (ACCT)											

*indicates start

THE BASKETBALL HALL OF FAME
KAREEM ABDUL-JABBAR
AWARD

Chukwu was named to the 2017 Kareem Abdul-Jabbar Award watch list in October. The award honors the top Division I center. The watchlist is comprised of 20 candidates and will be narrowed down to 10 by mid-February. The winner of the 2017 Kareem Abdul-Jabbar Award will be presented at the ESPN College Basketball Awards in April.

Kareem Abdul-Jabbar Award Watch List

Moses Kingsley	Arkansas	Isaac Haas	Purdue
Eric Mika	BYU	Paschal Chukwu	Syracuse
Justin Patton	Creighton	Jarrett Allen	Texas
Marques Bolden	Duke	Tyler Davis	Texas A&M
Zena Edosomwan	Harvard	Thomas Welsh	UCLA
Thomas Bryant	Indiana	Kennedy Meeks	N. Carolina
Bam Adebayo	Kentucky	Luke Kornet	Vanderbilt
Tim Kempton	Lehigh	Mo Alie-Cox	VCU
Omer Yurtseven	NC State	Josh Hawkinson	Wash. State
Chris Boucher	Oregon	Ethan Happ	Wisconsin

Chukwu Season and Career Highs

Points
 Season: 4, Colgate, S. Carolina St., Boston University, 2016-17
 Career: 9, Rhode Island, 2014-15

FG Made
 Season: 2, Colgate, S. Carolina St., Boston University, 2016-17
 Career: 4, Rhode Island, 2014-15

FG Attempted
 Season: 3, S. Carolina St., 2016-17
 Career: 5, Binghamton, 2014-15

3-Point FGM
 Season and Career: 0

3-Point FGA
 Season and Career: 0

FT Made
 Season:
 Career: 5, Stony Brook, 2014-15

FT Attempted
 Season: 6, Colgate, 2016-17
 Career: 8, Stony Brook, 2014-15

Rebounds
 Season: 7, S. Carolina St., 2016-17
 Career: 9, Butler, 2014-15

Off. Rebounds
 Season: 5, S. Carolina St., 2016-17
 Career: 5, Butler, 2014-15, S. Carolina St., 2016-17

Def. Rebounds
 Season: 5, Holy Cross, 2016-17
 Career: 5, Navy, Marquette, 2014-15; Holy Cross, 2016-17

Assists
 Season: 1, Holy Cross, S. Carolina St., 2016-17
 Career: 1, Florida State, at Boston College, St. John's, Seton Hall, at Villanova, 2014-15, Holy Cross, S. Carolina St., 2016-17


Steals
 Season: 1, Colgate, Holy Cross, Monmouth 2016-17
 Career: 1, Navy, at Boston College, Rhode Island, at Marquette, at St. John's, Seton Hall, at DePaul, Marquette, St. John's, 2014-15; Colgate, Holy Cross, Monmouth, 2016-17

Blocks
 Season: 4, S. Carolina St., 2016-17
 Career: 4, Marquette, 2014-15, S. Carolina St., 2016-17

Minutes
 Season: 25, S. Carolina St., 2016-17
 Career: 28, Marquette, 2014-15

Chukwu's Career Statistics 2014-15 at Providence; 2016-17 at Syracuse

Year	G	GS	TOTAL			3-PTS			REBOUNDS			PF	FO	A	TO	Blk	Stl	Pts	Avg				
			FG	FGA	Pct	3FG	3FGA	Pct	FT	FTA	Pct									O	D	Tot	Avg
2014-15	33	3	33	50	.660	0	0	.000	24	40	.600	33	50	83	2.5	62	2	5	19	23	9	90	2.7
2015-16									sat out as transfer														
2016-17	7	0	6	9	.667	0	0	.000	0	9	.000	11	18	29	4.1	15	0	2	10	14	3	12	1.7
Totals	40	3	39	59	.661	0	0	.000	24	49	.490	44	68	112	2.8	77	2	7	29	37	12	102	2.6



32

DAJUAN
COLEMAN

Center • 6-9 • 258 • RSR
Jamesville, N.Y.
Jamesville-Dewitt H.S.

- He ranks third on the team in rebound average (4.8).
- After not playing in four games, Coleman had five points and seven boards at #15 Notre Dame.
- Coleman's streak of 51 consecutive starts came to an end on Jan. 1 at Boston College.
- He had his sixth-career double-double versus St. John's with 10 points and 10 rebounds.
- Coleman averaged 12.3 points and 8.3 rebounds an outing during the stretch of Wisconsin, North Florida and Connecticut games. He was 15-of-23 (.652) from the field.
- His first double-double of the campaign came against Connecticut when he contributed 10 points and a career-best 16 rebounds.
- Coleman contributed a career-best 15 points in Syracuse's win against North Florida.
- He earned his undergraduate degree in child and family studies last spring.

2016-17 Coleman Game-by-Game

Opponent	MP	FG	3PT	FT	REB	F	A	T	B	S	TP
COLGATE*	15	3-4	0-0	0-0	6	4	1	1	1	1	6
vs. HOLY CROSS*	12	0-1	0-0	1-2	6	1	0	1	0	0	1
vs. MONMOUTH*	15	2-7	0-0	3-4	8	3	0	1	0	0	7
vs. S. CAROLINA ST.*	12	3-4	0-0	1-2	4	2	0	2	0	0	7
vs. South Carolina*	15	1-2	0-0	2-4	4	2	1	0	0	1	4
at Wisconsin*	30	5-7	0-0	2-2	3	3	0	0	0	1	12
NORTH FLORIDA*	29	6-10	0-0	3-5	6	3	0	0	1	1	15
vs. Connecticut*	28	4-6	0-0	2-5	16	3	1	5	2	0	10
BOSTON UNIVERSITY*	9	0-2	0-0	2-2	4	0	0	1	1	0	2
GEORGETOWN*	14	1-3	0-0	0-0	2	3	0	2	0	0	2
EASTERN MICHIGAN*	16	5-8	0-0	2-3	4	3	0	2	2	0	12
ST. JOHN'S*	22	5-11	0-1	0-2	10	3	0	2	2	0	10
CORNELL*	9	1-2	0-0	0-0	1	1	0	3	0	1	2
at Boston College	DNP										
MIAMI	1	0-0	0-0	0-0	0	0	0	0	0	0	0
PITTSBURGH	DNP										
at Virginia Tech	DNP										
BOSTON COLLEGE	DNP										
at North Carolina	DNP										
at Notre Dame	23	2-3	0-0	1-2	7	4	0	1	0	1	5
WAKE FOREST	12	0-1	0-0	1-2	0	2	0	2	0	1	1
FLORIDA STATE	DNP										
at North Carolina St.	DNP										
VIRGINIA	DNP										
at Clemson	DNP										
at Pittsburgh	DNP										
LOUISVILLE	DNP										
at Georgia Tech	DNP										
DUKE	DNP										
at Louisville	DNP										
GEORGIA TECH	3	0-0	0-0	0-0	0	0	0	0	0	0	0
vs. Miami (ACCT)											

*indicates start

Coleman's Career Statistics

Year	G	GS	TOTAL			3-PTS			REBOUNDS			PF	FO	A	TO	Blk	Stl	Pts	Avg					
			FG	FGA	Pct	3FG	3FGA	Pct	FT	FTA	Pct									O	D	Tot	Avg	
2012-13	24	20	42	96	.438	0	0	.000	30	65	.462	37	58	95	4.0	30	0	4	23	9	13	114	4.8	
2013-14	13	12	21	36	.583	0	0	.000	14	28	.500	31	23	54	4.2	23	0	3	11	7	4	56	4.3	
2014-15																								
2015-16	37	37	68	124	.548	0	0	.000	46	70	.657	68	105	173	4.7	102	4	15	41	33	26	182	4.9	
2016-17	17	13	38	71	.535	0	1	.000	20	35	.571	31	50	81	4.8	37	0	3	23	9	7	96	5.6	
Totals	91	82	169	327	.517	0	1	.000	110	198	.556	167	236	403	4.4	192	4	25	98	58	50	448	4.9	

did not play -- injured

Coleman Career Highs

Points

Season: 15, North Florida, 2016-17
Career: 15, North Florida, 2016-17

FG Made

Season: 6, North Florida, 2016-17
Career: 6, North Florida, 2016-17

FG Attempted

Season: 10, North Florida, St. John's, 2016-17
Career: 11, Central Connecticut, 2012-13

3-Point FGM

Season and Career: 0

3-Point FGA

Season and Career: 1, St. John's, 2016-17

FT Made

Season: 3, Monmouth, North Florida, 2016-17
Career: 6, Texas Southern, 2015-16

FT Attempted

Season: 5, North Florida, Connecticut, 2016-17
Career: 8, Fordham, 2013-14

Rebounds

Season: 16, Connecticut, 2016-17
Career: 16, Connecticut, 2016-17

Off. Rebounds

Season: 6, Connecticut, St. John's, 2016-17
Career: 7, Fordham, 2013-14

Def. Rebounds

Season: 10, Connecticut, 2016-17
Career: 10, Connecticut, 2016-17

Assists

Season: 1, Colgate, South Carolina, Connecticut, 2016-17
Career: 3, Charlotte, 2015-16

Steals

Season: 1, Colgate, S. Carolina, at Wisconsin, North Florida, Cornell, at Notre Dame, Wake Forest, 2016-17

Career: 4, Texas Southern, 2015-16

Blocks

Season: 2, Connecticut, Eastern Michigan, St. John's, 2016-17

Career: 3, Charlotte, 2015-16; Princeton, Long Beach State, 2012-13

Minutes

Season: 30 at Wisconsin, 2016-17
Career: 35, NC State, 2015-16



- Gillon tallied a school record 48-straight free throws. The streak began versus Florida State and ended versus Georgia Tech. It is tied for the third longest streak in ACC history.
- His .918 free-throw shooting percentage in league games is the top mark in the ACC.
- Gillon also leads the ACC in assist average with a 6.3 mark (league games only).
- He is second in the league in assist/turnover average (2.4).
- Gillon leads the team with an average of 5.5 assists per game.
- Syracuse is 11-5 when Gillon scores in double digits.
- Gillon drained a buzzer-beating 3-pointer to push the Orange past #10 Duke, 78-75. He had 26 points and a team-high six assists in the game.
- Gillon set a PNC Arena record with 43 points and nine 3-point baskets on Feb. 1. The point total tied for the fourth-best in Syracuse history while his nine 3-pointers equaled the school mark.
- He scored Syracuse's final 20 points in the second half of the win at NC State.
- He had back-to-back double-digit assist games with 11 apiece versus Miami and Pittsburgh.
- Gillon tallied double-doubles this season vs. Pitt, #6 FSU and vs. Georgia Tech.
- Gillon transferred to Syracuse from Colorado State. This is his final year of eligibility.

2016-17 Gillon Game-by-Game

Opponent	MP	FG	3PT	FT	REB	F	A	T	B	S	TP
COLGATE	21	5-8	1-2	2-3	2	1	6	0	0	1	13
vs. HOLY CROSS	18	6-8	2-3	1-1	1	1	9	1	0	2	15
vs. MONMOUTH	21	2-7	1-5	0-0	2	1	1	2	0	0	5
vs. S. CAROLINA ST.	20	5-12	2-4	2-2	1	0	4	1	0	3	14
vs. South Carolina	28	1-1	1-1	0-1	1	0	3	5	0	1	3
at Wisconsin	24	3-6	0-2	4-5	1	1	4	2	0	1	10
NORTH FLORIDA	11	0-0	0-0	0-0	0	1	1	2	0	1	0
vs. Connecticut	16	0-4	0-3	0-0	1	1	2	0	0	2	0
BOSTON UNIVERSITY	28	7-9	6-7	3-4	5	0	4	0	0	2	23
GEORGETOWN*	37	4-14	2-4	3-4	3	4	2	1	0	3	13
EASTERN MICHIGAN*	31	4-9	3-7	3-3	3	0	9	1	0	5	14
ST. JOHN'S*	30	1-7	0-3	3-6	2	1	4	1	0	0	5
CORNELL	19	1-3	0-1	0-0	3	2	7	0	0	1	2
at Boston College	26	2-10	0-4	3-4	0	2	3	1	0	1	7
MIAMI*	39	3-7	1-4	1-2	2	0	11	5	0	2	8
PITTSBURGH*	40	6-16	6-12	2-2	2	2	11	4	0	2	20
at Virginia Tech*	27	2-9	1-4	4-4	3	1	3	2	0	0	9
BOSTON COLLEGE*	26	1-6	0-3	2-2	3	2	6	1	0	1	4
at North Carolina*	38	1-7	1-3	1-2	0	1	6	2	0	2	4
at Notre Dame*	10	0-1	0-1	0-0	0	0	1	0	0	0	0
WAKE FOREST*	29	2-4	1-3	1-2	2	1	6	3	0	3	6
FLORIDA STATE*	36	3-8	2-4	13-14	3	3	11	2	1	1	21
at North Carolina St.*	44	10-13	9-10	14-14	4	3	9	4	0	0	43
VIRGINIA*	37	3-6	0-1	0-0	2	0	4	4	0	2	6
at Clemson*	40	2-5	2-3	7-7	2	2	8	0	0	2	13
at Pittsburgh*	39	7-14	1-5	5-5	5	3	4	3	0	3	20
LOUISVILLE*	45	3-11	3-7	2-2	4	4	5	5	0	1	11
at Georgia Tech*	35	2-10	1-7	2-2	0	3	6	5	0	0	7
DUKE*	40	9-14	3-4	5-5	2	2	6	0	0	1	26
at Louisville*	34	2-6	2-4	4-4	0	3	3	3	0	1	10
GEORGIA TECH*	36	4-9	1-2	1-2	0	0	10	3	0	2	10
vs. Miami (ACCT)											

*Indicates start

Gillon Career Highs

Points

Season: 43 at North Carolina St., 2016-17

Career: 43 at North Carolina St., 2016-17

FG Made

Season: 10 at North Carolina St., 2016-17

Career: 10 at North Carolina St., 2016-17

FG Attempted

Season: 16, Pittsburgh, 2016-17

Career: 16, Abilene Christian, UTEP; 2015-16, Pittsburgh, 2016-17

3-Point FGM

Season: 9 at North Carolina St., 2016-17

Career: 9 at North Carolina St., 2016-17

3-Point FGA

Season: 12, Pittsburgh, 2016-17

Career: 12, Pittsburgh, 2016-17

FT Made

Season: 14 at North Carolina St., 2016-17

Career: 14 at North Carolina St., 2016-17

FT Attempted

Season: 14, vs. Florida St., at North Carolina St., 2016-17

Career: 14, Abilene Christian, 2015-16, vs. Florida St., at North Carolina St., 2016-17

Rebounds

Season: 5, Boston University, 2016-17

Career: 9, Portland, 2015-16

Off. Rebounds

Season: 2, Monmouth, Florida St., 2016-17

Career: 2, Boise State, Wyoming; 2015-16, Monmouth, Florida St., 2016-17

Def. Rebounds

Season: 4, Boston University, at North Carolina St., at

Pittsburgh, 2016-17

Career: 9, Portland, 2015-16

Assists

Season: 11, Miami, Pittsburgh, Florida St., 2016-17

Career: 11 Nevada; 2014-15; Miami, Pittsburgh, Florida St., 2016-17

Steals

Season: 5, Eastern Michigan, 2016-17

Career: 5, Eastern Michigan, 2016-17

Blocks

Season: 1, Florida St., 2016-17

Career: 2, Portland, 2015-16

Minutes

Season: 45, Louisville, 2016-17

Career: 45, UTEP, 2015-16, Louisville, 2016-17



Syracuse Game Points

Points	Name (Game)	Date
1. 47	Bill Smith vs. Lafayette	1/14/1971
2. 46	Dave Bing vs. Vanderbilt	12/28/1965
3. 45	Dave Bing at Colgate	2/16/1965
4. 43	John Gillon at NC State (OT)	2/1/2017
43	Gerry McNamara vs. BYU (NCAA)	3/18/2004
43	Dave Bing vs. Buffalo	12/4/1965
7. 41	Bill Smith at Niagara	12/7/1968
41	Pete Chudy at Alfred	1/20/1961
7. 40	Andrew White III, Georgia Tech	3/6/2017
40	Gene Waldron, Iona	12/4/1983
40	Frank Reddout, Canisius	2/24/1953
40	Ed Miller, Canisius	12.1.1959

Syracuse Consecutive Free Throws

No.	Name	Started-Ended
1. 48	John Gillon	1/28/2017-3/4/2017
2. 37	Brandon Triche	2/9/2011-3/18/2011
3. 34	Mike Lee	1/12/1972-2/2/1972
4. 33	Tyler Lydon	1/1/2017-2/4/2017
5. 30	Gerry McNamara	1/8/2003-3/1/2003
30	Gerry McNamara	12/3/2002-1/13/2003

ACC Consecutive Free Throws

No.	Name, School	Season
1. 66	Scott Wood, NC State	2011-12
2. 54	J.J. Redick, Duke	2003-04
3. 48	John Gillon, Syracuse	2016-17
48	Jeff Lamp, Virginia	1979-80
5. 45	Rober Mason, Virginia	2000-01
6. 43	J.J. Redick, Duke	2002-03
43	Skip Brown, Wake Forest	1976-77
8. 41	Jim Brennan, Clemson	1963-64
41	Jeff Lebo, North Carolina	1988-89
10. 40	Juan Dixon, Maryland	2000-01
40	Jon Scheyer, Duke	2006-07



Player of the Week (February 6)



Gillon's Career Statistics

2012-13 Arkansas-Little Rock; 2014-16 Colorado State; 2016-17 Syracuse

Year	TOTAL					3-PTS		FT				REBOUNDS				PF	FO	A	TO	Blk	Stl	Pts	Avg
	G	GS	FG	FGA	Pct	3FG	3FGA	Pct	FT	FTA	Pct	O	D	Tot	Avg								
2012-13	27	12	80	190	.421	37	94	.394	89	109	.817	8	57	65	2.4	53	0	64	62	1	19	286	10.6
2013-14	redshirt																						
2014-15	34	1	61	168	.363	34	86	.395	112	141	.794	5	51	56	1.6	49	0	110	41	2	12	268	7.9
2015-16	34	26	119	311	.383	60	180	.333	152	173	.879	14	83	97	2.9	84	1	130	77	5	26	450	13.2
2016-17	31	20	101	244	.414	52	123	.423	88	102	.863	12	47	59	1.9	45	0	169	63	1	46	342	11.0
Totals	126	59	361	913	.395	183	483	.379	441	525	.840	39	238	277	2.2	231	1	473	243	9	104	1,346	10.7



FRANK HOWARD

Guard • 6-5 • 205 • SO
Suitland, Md.
Paul VI H.S.

- Howard is averaging 3.8 assists per game. He has tallied double-digit assists four times.
- He has seen court time in 30-of-31 Syracuse outings.
- Howard had a career-best 12 points in Syracuse's loss at Pittsburgh.
- He posted double-doubles (points-assists) against S Carolina State, North Florida and Eastern Michigan.
- He passed out a personal-best 13 assists, paired with 10 points, for his second-career double-double versus North Florida.
- He was the first Orange player since Michael Carter-Williams (vs. Seton Hall on March 13, 2013) to register double-digit assists in a game. Howard tallied his first-career double-double vs. South Carolina State when he posted 10 points and 11 assists.

2016-17 Howard Game-by-Game

Opponent	MP	FG	3PT	FT	REB	F	A	T	B	S	TP
COLGATE*	22	4-4	3-3	0-2	4	2	9	3	0	4	11
vs. HOLY CROSS*	20	3-5	1-2	0-0	1	1	3	1	1	1	7
vs. MONMOUTH*	23	3-6	1-3	1-2	3	3	6	2	1	1	8
vs. S. CAROLINA ST.*	22	4-7	2-4	0-1	4	1	11	1	0	1	10
vs. South Carolina*	24	3-7	1-2	3-7	0	3	3	1	0	2	10
at Wisconsin*	16	2-8	1-4	2-2	1	0	2	1	0	3	7
NORTH FLORIDA*	30	2-3	1-1	5-9	5	1	13	2	0	4	10
vs. Connecticut*	27	0-9	0-3	3-4	3	4	3	2	0	1	3
BOSTON UNIVERSITY*	26	0-5	0-2	6-8	2	2	11	2	0	3	6
GEORGETOWN*	28	2-6	0-2	0-0	1	3	4	6	0	3	4
EASTERN MICHIGAN*	29	3-5	1-2	3-4	4	4	11	4	1	2	10
ST. JOHN'S*	15	2-9	0-2	0-0	2	4	2	4	0	0	4
CORNELL*	21	1-4	0-1	0-0	2	2	3	1	1	2	2
at Boston College*	17	1-6	0-2	1-2	3	2	3	3	0	1	3
MIAMI	1	0-0	0-0	0-0	0	0	0	0	0	0	0
PITTSBURGH	DNP										
at Virginia Tech	13	1-5	0-1	0-0	0	4	4	0	0	0	2
BOSTON COLLEGE	16	1-2	0-1	2-2	2	0	3	1	0	1	4
at North Carolina	1	0-0	0-0	0-0	0	0	0	1	0	0	0
at Notre Dame	29	2-5	0-2	0-1	0	0	4	3	0	3	4
WAKE FOREST	11	0-1	0-0	0-0	4	1	2	1	0	0	0
FLORIDA STATE	7	1-3	0-0	0-0	1	3	2	3	0	0	2
at North Carolina St.	8	0-2	0-0	0-0	2	1	1	0	0	0	0
VIRGINIA	4	0-0	0-0	0-0	1	2	2	1	0	0	0
at Clemson	8	1-1	1-1	0-0	3	2	2	2	0	0	3
at Pittsburgh	25	3-9	1-3	5-5	1	3	2	0	0	1	12
LOUISVILLE	19	3-4	1-2	1-1	1	3	2	3	0	1	8
at Georgia Tech	12	2-4	1-3	0-1	0	1	2	2	0	1	5
DUKE	7	0-2	0-1	1-2	0	2	1	0	0	0	0
at Louisville	9	1-3	1-2	0-0	1	0	2	2	0	1	3
GEORGIA TECH	5	0-2	0-2	0-0	3	0	1	2	0	1	0
vs. Miami (ACCT)											

*indicates start

Howard Season and Career Highs

Points	Season: 12 at Pittsburgh, 2016-17 Career: 12 at Pittsburgh, 2016-17
FG Made	Season: 4, Colgate, S. Carolina St., 2016-17 Career: 4, Colgate, S. Carolina St., 2016-17
FG Attempted	Season: 9, Connecticut, St. John's, at Pittsburgh, 2016-17 Career: 9, Connecticut, St. John's, at Pittsburgh, 2016-17
3-Point FGM	Season: 3, Colgate, 2016-17 Career: 3, Colgate, 2016-17
3-Point FGA	Season: 4, S. Carolina St., at Wisconsin, 2016-17 Career: 4, S. Carolina St., at Wisconsin, 2016-17
FT Made	Season: 6 vs. Boston University, 2016-17 Career: 6 vs. Boston University, 2016-17
FT Attempted	Season: 9 vs. North Florida, 2016-17 Career: 9 vs. North Florida, 2016-17
Rebounds	Season: 5 vs. North Florida, 2016-17 Career: 5 vs. North Florida, 2016-17
Off. Rebounds	Season: 3 at Boston College, 2016-17 Career: 3 at Boston College, 2016-17
Def. Rebounds	Season: 4, Colgate, S. Carolina St., N. Florida, 2016-17 Career: 4, Colgate, S. Carolina St., N. Florida, 2016-17
Assists	Season: 13, North Florida, 2016-17 Career: 13, North Florida, 2016-17
Steals	Season: 4, Colgate, North Florida, 2016-17 Career: 4, Colgate, North Florida, 2016-17
Blocks	Season: 1, Holy Cross, Monmouth, Eastern Michigan, Cornell, 2016-17 Career: 1, Virginia Tech, Georgia Tech; 2015-16, Holy Cross, Monmouth, E. Michigan, Cornell, 2016-17
Minutes	Season: 30, North Florida, 2016-17 Career: 30, North Florida, 2016-17

Howard's Career Statistics

Year	G	GS	TOTAL			3-PTS			REBOUNDS			PF	FO	A	TO	Blk	Stl	Pts	Avg				
			FG	FGA	Pct	3FG	3FGA	Pct	FT	FTA	Pct									O	D	Tot	Avg
2015-16	32	0	18	63	.286	2	19	.105	14	28	.500	10	33	43	1.3	39	1	56	28	4	17	52	1.6
2016-17	31	14	45	127	.354	16	51	.314	33	53	.623	18	36	54	1.8	54	0	114	54	4	37	139	4.6
Totals	62	14	63	190	.332	18	70	.257	47	81	.580	28	69	97	1.6	93	1	171	81	8	54	191	3.1



- He leads the team with an average of 8.3 rebounds per game.
- Lydon ranks second on the Orange in scoring average (13.4 ppg.).
- He played every minute of 11 straight games, a streak that covered 450 minutes.
- Lydon is averaging 38.9 minutes per game in conference contests, the second-best mark in the ACC.
- In the course of the four games from vs. Louisville-to-at Louisville, Lydon averaged 12.3 points and 13.3 rebounds a game.
- Over the five games between North Carolina and NC State, he connected on 13-of-26 (.500) 3-pointers.
- Lydon has tallied double digits in 18 of the last 23 games, averaging 14.6 points per game in that span.
- He had a team-leading 26 points and seven rebounds at #9 North Carolina, and followed with 24 points and 10 boards at #15 Notre Dame.
- He had a breakout game versus Georgetown, tallying a career-high 29 points. Lydon converted 12-of-13 from the field, including 3-of-3 3-point attempts.
- Lydon posted his first double-double of the campaign with 14 points and 10 rebounds in Syracuse's 101-59 victory against South Carolina State.

2016-17 Lydon Game-by-Game

Opponent	MP	FG	3PT	FT	REB	F	A	T	B	S	TP
COLGATE*	26	1-6	0-3	0-0	6	2	3	0	3	1	2
vs. HOLY CROSS*	24	6-7	2-3	3-4	6	2	1	2	0	0	17
vs. MONMOUTH*	32	2-9	0-2	2-2	7	2	3	2	4	2	6
vs. S. CAROLINA ST.*	25	4-6	4-5	2-4	10	0	1	0	0	1	14
vs. South Carolina*	35	5-12	3-5	5-6	7	2	0	6	0	1	18
at Wisconsin*	36	4-9	1-6	0-0	5	3	2	1	0	0	9
NORTH FLORIDA*	37	2-9	1-4	1-2	9	1	3	4	0	0	6
vs. Connecticut*	40	1-7	1-4	4-4	9	3	0	1	1	1	7
BOSTON UNIVERSITY*	26	4-9	0-3	2-3	6	2	2	0	1	2	10
GEORGETOWN*	36	12-13	3-3	2-5	9	3	2	0	1	1	29
EASTERN MICHIGAN*	16	4-7	2-2	2-2	6	1	4	2	1	1	12
ST. JOHN'S*	38	5-13	2-6	4-6	10	2	2	1	0	0	16
CORNELL*	36	6-12	4-6	4-5	10	2	3	0	1	2	20
at Boston College*	39	4-10	1-3	8-9	12	4	0	0	3	2	17
MIAMI*	39	7-13	2-3	4-4	7	2	1	3	3	1	20
PITTSBURGH*	34	5-9	1-2	2-2	5	4	3	1	2	0	13
at Virginia Tech*	29	1-5	0-2	0-0	7	2	1	0	0	1	2
BOSTON COLLEGE*	33	6-10	0-2	4-4	6	2	1	2	2	2	16
at North Carolina*	39	11-14	3-5	1-1	7	2	1	3	1	1	26
at Notre Dame*	40	7-13	2-4	8-8	10	1	2	1	1	0	24
WAKE FOREST*	40	5-12	3-6	2-2	9	4	5	1	2	0	15
FLORIDA STATE*	40	4-8	2-5	4-4	11	3	1	2	6	0	14
at North Carolina St.*	45	6-11	3-6	0-0	7	3	2	1	0	1	15
VIRGINIA*	40	2-5	1-3	1-2	6	1	3	1	3	2	6
at Clemson*	40	7-12	0-3	3-4	9	3	2	5	0	1	17
at Pittsburgh*	40	3-7	1-2	1-2	6	4	3	3	0	0	8
LOUISVILLE*	45	5-11	2-6	2-2	9	2	4	2	3	3	14
at Georgia Tech*	40	3-11	0-2	1-2	15	3	1	0	2	2	7
DUKE*	40	3-6	1-1	4-4	9	3	1	1	0	0	11
at Louisville	40	4-10	1-6	8-8	10	4	1	3	0	3	17
GEORGIA TECH*	37	2-4	1-1	2-2	13	3	3	2	3	1	7
vs. Miami (ACCT)											

*indicates start



All-ACC Academic Men's Basketball Team

Lydon Season and Career Highs

Points

Season: 29, Georgetown, 2016-17
 Career: 29, Georgetown, 2016-17

FG Made

Season: 12, Georgetown, 2016-17
 Career: 12, Georgetown, 2016-17

FG Attempted

Season: 14 at North Carolina, 2016-17
 Career: 14 at North Carolina, 2016-17

3-Point FGM

Season: 4, S. Carolina St., Cornell, 2016-17
 Career: 4, Pittsburgh, 2015-16, S. Carolina St., Cornell, 2016-17

3-Point FGA

Season: 6 at Wisconsin, St. John's, Cornell, Wake Forest, at North Carolina St., vs. Louisville, at Louisville, 2016-17

Career: 8, Pittsburgh, 2015-16

FT Made

Season: 8 at Boston College, at Notre Dame, at Louisville, 2016-17

Career: 8 at Boston College, at Notre Dame, at Louisville, 2016-17

FT Attempted

Season: 9 at Boston College, 2016-17
 Career: 10 vs. Middle Tennessee (NCAA), 2015-16

Rebounds

Season: 15 at Georgia Tech, 2016-17
 Career: 15 at Georgia Tech, 2016-17

Off. Rebounds

Season: 7 at Georgia Tech, 2016-17
 Career: 7 at Georgia Tech, 2016-17

Def. Rebounds

Season: 12 vs. Georgia Tech, 2016-17
 Career: 12 vs. Georgia Tech, 2016-17

Assists

Season: 5, Wake Forest, 2016-17
 Career: 5, Wake Forest, 2016-17

Steals

Season: 3, vs. Louisville, at Louisville, 2016-17
 Career: 5, Clemson, 2015-16

Blocks

Season: 6, Florida St., 2016-17
 Career: 6 vs. Gonzaga (NCAA), vs. Middle Tennessee (NCAA), 2015-16; Florida St., 2016-17

Minutes

Season: 45 at North Carolina St., vs. Louisville, 2016-17
 Career: 45 at North Carolina St., vs. Louisville, 2016-17

Syracuse Consecutive Games Playing All Minutes 1980-present

No.	Name	450	Started-Ended
1. 11	Tyler Lydon	450	1/21/2017-2/26/2017
2. 10	Andrew White III	410	1/24/2017-2/26/2017
3. 8	Allen Griffin	325	2/19/2001-3/16/2001
4. 7	Jonny Flynn	285	1/21/2008-2/16/2008



Honorable Mention All-ACC



THE BASKETBALL HALL OF FAME
KARL MALONE AWARD

Lydon was named to the 2017 Karl Malone Award watch list in October. The award honors the top Division I power forward. The watch list is comprised of 20 candidates and will be narrowed down to 10 by mid-February. The winner of the 2017 Karl Malone Award will be presented at the ESPN College Basketball Awards in April.

Karl Malone Award Watch List

Lauri Markkanen	Arizona	Bonzie Colson	Notre Dame
Johnathan Motley	Baylor	Michael Young	Pittsburgh
Ivan Rabb	California	Caleb Swanigan	Purdue
Amile Jefferson	Duke	Tyler Lydon	Syracuse
Jonathan Isaac	Florida St.	TJ Leaf	UCLA
Yante Maten	Georgia	Bennie Boatwright	USC
Carlton Bragg Jr.	Kansas	Alec Peters	Valparaiso
Dedric Lawson	Memphis	Kris Jenkins	Villanova
Miles Bridges	Michigan St.	Austin Nichols	Virginia
Isaiah Hicks	N. Carolina	Nigel Hayes	Wisconsin

LUTE OLSON NATIONAL PLAYER OF THE YEAR AWARD

Lydon was named to the 2017 Lute Olson Preseason watch list in November. The Lute Olson Award is presented annually to the nation's top Division I player who has played at least two seasons. The winner will be presented at the Collegelnsider.com awards banquet in April.

Lute Olson Award Preseason Watch List

Jalen Adams	Connecticut	Grayson Allen	Duke
Joel Berry II	N. Carolina	James Blackmon, Jr.	Indiana
Jaron Blossomgame	Clemson	Trevon Bluiett	Xavier
Chris Boucher	Oregon	Evans Bradds	Belmont
Isaiah Briscoe	Kentucky	Dillon Brooks	Oregon
Thomas Bryant	Indiana	Antonio Campbell	Ohio
Jevon Carter	W. Virginia	Troy Caupain	Cincinnati
Tyler Cavanaugh	George Wash.	Gary Clark	Cincinnati
T.J. Cline	Richmond	Charles Cooke	Dayton
Tyler Davis	Texas A&M	Jawun Evans	Oklahoma St
Marcus Evans	Rice	J.J. Frazier	Georgia
Jack Gibbs	Davidson	Devonte' Graham	Kansas
Isaac Hamilton	UCLA	Josh Hart	Villanova
Nigel Hayes	Wisconsin	Justin Jackson	N. Carolina
Kris Jenkins	Villanova	Peter Jok	Iowa
Moses Kingsley	Arkansas	Bronson Koenig	Wisconsin
Dedric Lawson	Memphis	William Lee	UAB
JeQuan Lewis	VCU	Tyler Lydon	Syracuse
Kelan Martin	Butler	Frank Mason III	Kansas
Yante Maten	Georgia	E.C. Matthews	Rhode Island
Monte Morris	Iowa State	Johnathan Motley	Baylor
Alec Peters	Valparaiso	Ivan Rabb	California
Justin Robinson	Monmouth	Edmond Sumner	Xavier
Alonzo Trier	Arizona	Melo Trimble	Maryland
Reggie Upshaw	Middle Tenn.	Jordan Woodward	Oklahoma

Lydon was named to the 2017 John R. Wooden Award Preseason watchlist in November. The award is presented annually by Wendy's and is the most prestigious honor in college basketball as it recognizes the nation's most outstanding player.

Lydon was not included on the Award's Midseason Top 25 (players indicated by bold type).

John R. Wooden Award Preseason Watch List

Jaylen Adams	St. Bonaventure	Edrice Adebayo	Kentucky
Grayson Allen	Duke	Jarrett Allen	Texas
Dwayne Bacon	Florida State	Lonzo Ball	UCLA
V.J. Beachem	Notre Dame	Joel Berry II	N. Carolina
James Blackmon, Jr.	Indiana	Antonio Blakeney	LSU
Jaron Blossomgame	Clemson	Trevon Bluiett	Xavier
Chris Boucher	Oregon	Miles Bridges	Mich. St.
Dillon Brooks	Oregon	Thomas Bryant	Indiana
Tyler Dorsey	Oregon	Jawun Evans	Okla. St.
De'Aaron Fox	Kentucky	Markelle Fultz	Wash.
Jack Gibbs	Davidson	Harry Giles	Duke
Devonte' Graham	Kansas	Ethan Happ	Wisconsin
Josh Hart	Villanova	Nigel Hayes	Wisconsin
Malcolm Hill	Illinois	Josh Jackson	Kansas
Justin Jackson	N. Carolina	Kris Jenkins	Villanova
Peter Jok	Iowa	Luke Kennard	Duke
Moses Kingsley	Arkansas	Bronson Koenig	Wisconsin
Dedric Lawson	Memphis	TJ Leaf	UCLA
Tyler Lydon	Syracuse	Lauri Markkanen	Arizona
Kelan Martin	Butler	Frank Mason III	Kansas
Malik Monk	Kentucky	Monte Morris	Iowa State
Johnathan Motley	Baylor	Austin Nichols	Virginia
London Perrantes	Virginia	Alec Peters	Valparaiso
Ivan Rabb	California	Dennis Smith, Jr.	NC State
Edmond Sumner	Xavier	Caleb Swanigan	Purdue
Jayson Tatum	Duke	Melo Trimble	Maryland
Maurice Watson, Jr.	Creighton	Nigel Williams-Goss	Gonzaga

Lydon was named to the 2017 Naismith Trophy Player of the Year preseason watchlist in November. The award is presented annually to the nation's top Division I player. On Feb. 9 the list was shortened to 30 semifinalists (players indicated by bold type).

Naismith Trophy Player of the Year Preseason Watch List

Edrice Adebayo	Kentucky	Grayson Allen	Duke
Jarrett Allen	Texas	Dwayne Bacon	Florida St.
Lonzo Ball	UCLA	V.J. Beachem	Notre Dame
Joel Berry II	N. Carolina	James Blackmon Jr.	Indiana
Jaron Blossomgame	Clemson	Trevon Bluiett	Xavier
Chris Boucher	Oregon	Miles Bridges	Michigan St.
Dillon Brooks	Oregon	Jalen Brunson	Villanova
Thomas Bryant	Indiana	Bonzie Colson	Notre Dame
Troy Caupain	Cincinnati	Tyler Davis	Texas A&M
Jawun Evans	Okla. St.	Marcus Foster	Creighton
De'Aaron Fox	Kentucky	Markelle Fultz	Washington
Jack Gibbs	Davidson	Harry Giles	Duke
Devonte' Graham	Kansas	Ethan Happ	Wisconsin
Josh Hart	Villanova	Nigel Hayes	Wisconsin
Malcolm Hill	Illinois	Josh Jackson	Kansas
Justin Jackson	N. Carolina	Kris Jenkins	Villanova
Peter Jok	Iowa	Marcuse Keene	C. Michigan
Luke Kennard	Duke	Moses Kingsley	Arkansas
Bronson Koenig	Wisconsin	Jock Landale	St. Mary's
Dedric Lawson	Memphis	TJ Leaf	UCLA
Tyler Lydon	Syracuse	Lauri Markkanen	Arizona
Frank Mason III	Kansas	E.C. Matthews	Rhode Island
Donovan Mitchell	Louisville	Malik Monk	Kentucky
Monte Morris	Iowa State	Johnathan Motley	Baylor
Austin Nichols	Virginia	London Perrantes	Virginia
Alec Peters	Valparaiso	Ivan Rabb	California
Dennis Smith Jr.	NC State	Edmond Sumner	Xavier
Caleb Swanigan	Purdue	Jayson Tatum	Duke
Sindarius Thornwell	S. Carolina	Melo Trimble	Maryland
Nigel Williams-Goss	Gonzaga		

Lydon's Career Statistics

Year	TOTAL					3-PTS			REBOUNDS														
	G	GS	FG	FGA	Pct	3FG	3FGA	Pct	FT	FTA	Pct	O	D	Tot	Avg	PF	FO	A	TO	Blk	Stl	Pts	Avg
2015-16	37	0	127	266	.477	49	122	.402	72	93	.774	66	167	233	6.3	101	2	41	47	67	42	375	10.1
2016-17	31	31	141	289	.488	47	113	.416	86	103	.835	67	191	258	8.3	75	0	61	50	43	32	415	13.4
Totals	68	31	268	556	.482	96	236	.407	158	196	.806	133	358	491	7.2	176	2	102	97	110	74	790	11.6



- He has seen action in 58 consecutive games and has at least one rebound in each.
- Roberson ranks second on the club in rebound average (5.0) and is second on the team in offensive boards with 60.
- Over the seven-game span between Cornell and North Carolina, he averaged 8.1 rebounds.
- He notched his third double-double of the season at Virginia Tech with 14 points and 10 rebounds in 19 minutes off the bench for the Orange.
- Roberson produced his first double-double of the year in Syracuse's 101-59 victory against South Carolina State with 13 points and 12 rebounds.
- He had a career-high six blocks in a season-best 36 minutes of play off the bench in Syracuse's ACC win against Pittsburgh.

2016-17 Roberson Game-by-Game

Opponent	MP	FG	3PT	FT	REB	F	A	T	B	S	TP
COLGATE*	24	9-13	0-0	0-0	4	3	1	2	0	1	18
vs. HOLY CROSS*	26	5-7	0-0	2-2	6	2	1	0	0	1	12
vs. MONMOUTH*	25	2-4	0-0	2-2	4	3	0	1	2	0	6
vs. S. CAROLINA ST.*	19	4-9	0-0	5-5	12	1	2	1	1	0	13
vs. South Carolina*	21	0-3	0-0	1-2	6	2	0	2	0	0	1
at Wisconsin*	13	0-2	0-0	0-0	2	3	0	0	1	1	0
NORTH FLORIDA	11	0-6	0-0	1-2	4	2	0	0	1	1	1
vs. Connecticut	13	2-5	0-0	2-3	2	1	0	0	0	0	6
BOSTON UNIVERSITY	18	2-2	0-0	0-1	3	1	1	2	1	0	4
GEORGETOWN	6	0-0	0-0	0-2	1	0	0	0	0	0	0
EASTERN MICHIGAN	25	4-6	0-0	2-7	8	2	2	3	1	0	10
ST. JOHN'S	7	0-3	0-0	0-0	1	1	0	0	0	0	0
CORNELL	20	2-4	0-0	1-2	7	1	2	0	2	0	5
at Boston College	22	4-7	0-0	3-3	10	2	1	1	0	1	11
MIAMI	35	4-5	0-0	1-2	6	3	2	0	0	2	9
PITTSBURGH	36	2-3	0-0	0-0	10	2	2	0	6	0	4
at Virginia Tech	19	7-8	0-0	0-1	10	4	0	3	2	0	14
BOSTON COLLEGE	27	2-4	0-0	2-2	6	4	1	0	1	0	6
at North Carolina	27	3-7	0-0	0-0	8	2	2	2	0	0	6
at Notre Dame	11	0-2	0-0	0-0	1	4	0	2	2	2	0
WAKE FOREST	7	2-2	0-0	1-2	2	4	0	1	1	0	5
FLORIDA STATE	33	5-8	0-0	0-6	7	3	1	2	2	3	10
at North Carolina St.	22	0-0	0-0	0-0	3	1	0	2	0	0	0
VIRGINIA	27	2-3	0-0	0-2	2	2	1	1	2	1	4
at Clemson	22	3-4	0-0	0-2	7	1	2	0	0	0	6
at Pittsburgh	24	3-6	0-0	2-2	5	2	0	1	0	0	8
LOUISVILLE	27	2-2	0-0	0-2	8	3	3	0	0	1	4
at Georgia Tech	7	0-0	0-0	0-0	2	4	1	1	0	0	0
DUKE	18	2-3	0-0	0-0	3	2	1	2	1	0	4
at Louisville	19	0-1	0-0	0-0	3	2	0	1	0	0	0
GEORGIA TECH	24	2-3	0-0	0-2	3	2	1	1	0	1	4
vs. Miami (ACCT)											

*indicates start

Roberson Season and Career Highs

Points
Season: 18, Colgate, 2016-17
Career: 20, Elon, 2015-16
FG Made
Season: 9, Colgate, 2016-17
Career: 9, Elon, 2015-16; Colgate, 2016-17
FG Attempted
Season: 13, Colgate, 2016-17
Career: 15, Elon, 2015-16
3-Point FGM
Season and Career: 0
3-Point FGA
Season: 0
Career: 2, Fordham, 2013-14
FT Made
Season: 5, S. Carolina St., 2016-17
Career: 6, Connecticut, 2015-16; at Duke, 2014-15
FT Attempted
Season: 7, Eastern Michigan, 2016-17
Career: 13, Connecticut, 2015-16
Rebounds
Season: 12, S. Carolina St., 2016-17
Career: 20 at Duke, 2015-16
Off. Rebounds
Season: 8 at Boston College, 2016-17
Career: 12 at Duke, 2015-16
Def. Rebounds
Season: 7, S. Carolina St., 2016-17
Career: 11, Miami, 2014-15
Assists
Season: 3, vs. Louisville, 2016-17
Career: 5 at North Carolina, 2014-15
Steals
Season: 3, Florida St., 2016-17
Career: 3, Florida St., 2016-17; at Wake Forest 2015-16, vs. Dayton (NCAA); at North Carolina, 2014-15
Blocks
Season: 6, Pittsburgh, 2016-17
Career: 6, Pittsburgh, 2016-17
Minutes
Season: 36, Pittsburgh, 2016-17
Career: 44, Wake Forest, 2014-15

Roberson's Career Statistics

Year	G	GS	TOTAL			3-PTS			REBOUNDS			PF	FO	A	TO	Blk	Stl	Pts	Avg				
			FG	FGA	Pct	3FG	3FGA	Pct	FT	FTA	Pct									O	D	Tot	Avg
2013-14	20	1	14	47	.298	0	5	.000	15	22	.682	14	24	38	1.9	17	1	5	7	4	4	43	2.2
2014-15	28	19	93	209	.445	0	3	.000	45	70	.643	79	124	203	7.3	58	1	45	32	18	25	231	8.3
2015-16	37	37	133	253	.526	0	1	.000	60	104	.577	150	163	313	8.5	84	3	50	57	24	28	326	8.8
2016-17	31	6	73	132	.553	0	0	.000	25	54	.463	60	96	156	5.0	69	0	27	31	26	15	171	5.5
Totals	116	63	313	641	.488	0	9	.000	145	250	.580	303	407	710	6.1	227	5	127	127	72	72	771	6.6



- He averaged 12.8 points per game over the span between Louisville and at Louisville.
- Thompson tallied his first double-double at Georgia Tech with a team-high 18 points and a career-high 12 rebounds.
- He made 15-of-20 shots from the field (.750) over a stretch between Virginia and Louisville.
- Thompson scored 18 points in 21 minutes against Wake Forest, including 16 in the second-half.
- Thompson tallied 14 points in 17 minutes of play at Clemson, all scored in the second half.
- Thompson had a career-high 22 points and a team-leading seven rebounds off the bench against Boston University. He converted 10-of-13 from the field.
- Thompson scored in double-digits in three straight wins -- against Holy Cross, Monmouth and South Carolina State.
- Thompson was the MVP of the 2016 Jordan Brand Regional Classic last spring.

2016-17 Thompson Game-by-Game

Opponent	MP	FG	3PT	FT	REB	F	A	T	B	S	TP
COLGATE	18	1-4	0-0	1-2	7	2	1	1	0	0	3
vs. HOLY CROSS	18	5-7	0-0	0-0	2	1	0	0	0	0	10
vs. MONMOUTH	13	5-6	0-0	2-3	2	0	0	1	0	2	12
vs. S. CAROLINA ST.	24	6-7	0-0	2-2	4	2	1	1	4	0	12
vs. South Carolina	13	1-6	0-1	2-2	2	4	0	2	0	0	4
at Wisconsin	16	1-4	0-0	2-2	4	2	0	1	1	1	4
NORTH FLORIDA	8	0-2	0-1	0-0	1	2	0	1	1	0	0
vs. Connecticut	4	1-2	0-0	1-2	0	0	0	0	0	0	3
BOSTON UNIVERSITY	19	10-13	1-2	1-2	7	0	0	1	2	0	22
GEORGETOWN	27	2-8	0-2	5-7	4	4	1	3	2	1	9
EASTERN MICHIGAN	20	5-6	1-1	0-2	7	3	5	2	3	2	11
ST. JOHN'S	19	4-6	0-1	2-2	4	5	0	2	0	0	10
CORNELL	22	9-15	0-0	0-0	7	0	2	2	2	0	18
at Boston College*	28	5-13	0-1	4-8	3	5	0	1	2	2	14
MIAMI*	5	1-1	0-0	0-0	0	2	0	1	0	0	2
PITTSBURGH*	10	2-3	0-0	0-0	0	3	0	1	0	0	4
at Virginia Tech*	32	7-13	0-0	4-7	8	3	0	2	3	0	18
BOSTON COLLEGE*	21	5-9	0-1	0-0	3	0	1	1	0	1	10
at North Carolina*	12	2-5	0-0	0-0	2	2	2	1	0	1	4
at Notre Dame*	9	0-4	0-0	0-0	2	4	0	2	0	0	0
WAKE FOREST*	21	7-10	0-0	4-7	3	2	0	0	2	2	18
FLORIDA STATE*	7	1-4	0-1	0-0	1	4	0	1	0	0	2
at North Carolina St.*	23	3-6	0-0	2-3	4	4	2	0	2	1	8
VIRGINIA*	13	2-3	0-0	0-0	0	1	0	2	0	1	4
at Clemson*	17	6-8	0-1	2-2	4	4	1	1	0	0	14
at Pittsburgh*	16	2-3	0-0	0-2	2	3	0	1	1	0	4
LOUISVILLE*	18	5-6	0-0	1-2	1	4	0	1	1	1	11
at Georgia Tech*	33	8-21	0-0	2-3	12	4	1	0	3	2	18
DUKE*	22	4-7	0-0	3-4	4	3	0	3	0	0	11
at Louisville*	21	3-9	0-1	5-5	8	4	1	4	0	0	11
GEORGIA TECH*	15	2-4	1-2	0-0	2	1	0	1	0	0	5

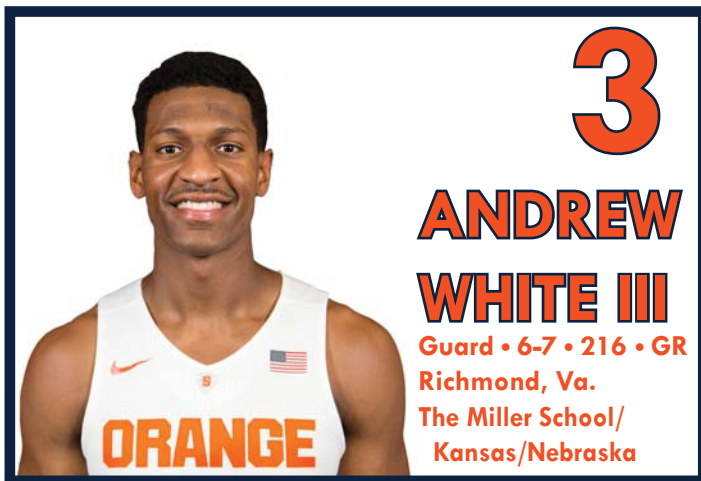
vs. Miami (ACCT)
*indicates start

Thompson's Career Statistics

Year	G	GS	TOTAL			3-PTS			REBOUNDS			PF	FO	A	TO	Blk	Stl	Pts	Avg				
			FG	FGA	Pct	3FG	3FGA	Pct	FT	FTA	Pct									O	D	Tot	Avg
2016-17	31	18	114	215	.530	3	15	.200	45	69	.652	40	70	110	3.5	78	2	18	40	29	17	276	8.9

Thompson Season and Career Highs

Points
Season and Career: 22, Boston U., 2016-17
FG Made
Season and Career: 10, Boston U., 2016-17
FG Attempted
Season and Career: 21 at Georgia Tech, 2016-17
3-Point FGM
Season and Career: 1, Boston U., Eastern Michigan, vs. Georgia Tech, 2016-17
3-Point FGA
Season and Career: 2, Boston U., Georgetown, vs. Georgia Tech, 2016-17
FT Made
Season and Career: 5, Georgetown, at Louisville, 2016-17
FT Attempted
Season and Career: 8 at Boston College, 2016-17
Rebounds
Season and Career: 12 at Georgia Tech, 2016-17
Off. Rebounds
Season and Career: 8 at Georgia Tech, 2016-17
Def. Rebounds
Season and Career: 7, Eastern Michigan, 2016-17
Assists
Season and Career: 5, Eastern Michigan, 2016-17
Steals
Season and Career: 2, Monmouth, Eastern Michigan, at Boston College, at Georgia Tech, 2016-17
Blocks
Season and Career: 4, S. Carolina St., 2016-17
Minutes
Season and Career: 33 at Georgia Tech, 2016-17



- White III tops the ACC in 3-point field goal average with a 3.4 point-per-game mark (league games only).
- White III is averaging 39.9 minutes per game in conference play, the top average in the ACC.
- His 1.7 steals average in league games is tied for third in the ACC.
- White III owns a team-best 17.9 scoring average and leads Syracuse in 3-point baskets (101).
- He averages 37.0 minutes played per game, the top mark on the team.
- The graduate transfer has scored in double-digits in 28-of-31 games.
- He has at least one 3-pointer in 29-of-31 Syracuse outings this season.
- He joins Gerry McNamara and Andy Rautins as the only SU players to score 100 3-pointers in a season.
- White scored 40 points and shot 12-16 FG, 8-9 3FG and 8-9 FT in Syracuse's senior day 90-61 victory over Georgia Tech. The point total tied an Orange Dome record.
- White scored 20+ points in each of the seven outings between Wake Forest and Louisville, averaging 23.9 points per game in that span.
- White played every minute each game between Wake Forest and at Louisville. He is averaging 41.0 minutes per outing during that span.
- White III surpassed the 1,000-point benchmark with a game-leading 27 points in the come-from-behind victory over Wake Forest.

2016-17 White Game-by-Game

Opponent	MP	FG	3PT	FT	REB	F	A	T	B	S	TP
COLGATE*	29	7-12	2-7	1-2	5	1	1	1	0	1	17
vs. HOLY CROSS*	25	5-12	5-10	4-4	3	0	3	0	0	1	19
vs. MONMOUTH*	36	6-15	3-9	3-4	6	1	4	3	0	2	18
vs. S. CAROLINA ST.*	21	5-10	3-7	2-4	3	2	2	1	1	0	15
vs. South Carolina*	34	3-9	1-5	3-4	3	2	0	1	0	1	10
at Wisconsin*	38	5-15	4-9	0-0	5	2	0	2	1	2	14
NORTH FLORIDA*	38	9-15	7-13	1-2	4	1	2	2	0	2	26
vs. Connecticut*	37	4-15	3-11	3-4	2	2	1	0	0	2	14
BOSTON UNIVERSITY*	31	5-11	5-9	4-4	2	3	2	1	0	4	19
GEORGETOWN*	40	3-11	2-8	4-7	4	3	1	0	0	2	12
EASTERN MICHIGAN*	30	5-10	4-8	0-0	3	0	0	1	0	3	14
ST. JOHN'S*	37	1-5	0-2	0-1	7	3	2	4	0	0	2
CORNELL*	32	3-10	0-5	6-7	6	1	2	1	1	1	12
at Boston College*	38	7-15	4-7	4-4	6	2	1	3	1	1	22
MIAMI*	40	7-13	4-9	4-4	10	1	1	3	1	0	22
PITTSBURGH*	40	7-14	4-8	3-4	7	3	0	3	1	2	21
at Virginia Tech*	40	5-14	1-4	4-4	6	3	3	1	1	1	15
BOSTON COLLEGE*	34	4-11	2-6	3-4	2	0	1	0	0	3	13
at North Carolina*	39	5-13	5-9	0-0	2	4	1	3	2	0	15
at Notre Dame*	38	6-13	3-7	1-2	3	2	0	1	1	1	16
WAKE FOREST*	40	6-15	5-10	10-10	5	3	1	2	0	1	27
FLORIDA STATE*	40	8-16	4-10	4-4	9	2	1	4	0	4	24
at North Carolina St.*	45	11-19	3-8	3-4	2	3	1	3	1	4	28
VIRGINIA*	40	7-14	3-8	6-8	5	1	2	2	0	3	23
at Clemson*	40	8-20	5-12	2-2	5	2	0	2	0	1	23
at Pittsburgh*	40	7-16	3-8	3-3	4	2	2	1	1	2	20
LOUISVILLE*	45	7-24	2-14	6-6	8	4	1	2	0	1	22
at Georgia Tech*	40	6-16	4-12	1-2	7	4	0	2	0	1	17
DUKE*	40	1-4	1-2	4-4	3	0	0	2	0	1	7
at Louisville*	40	3-10	1-8	0-1	4	2	0	2	0	2	7
GEORGIA TECH*	39	12-16	8-9	8-9	3	3	2	0	0	2	40
vs. Miami (ACCT)											

*indicates start

White Career Highs

Points

Season: 40 vs. Georgia Tech, 2016-17
Career: 40 vs. Georgia Tech, 2016-17

FG Made

Season: 12 vs. Georgia Tech, 2016-17
Career: 12 vs. Georgia Tech, 2016-17

FG Attempted

Season: 24 vs. Louisville, 2016-17
Career: 24 vs. Louisville, 2016-17

3-Point FGM

Season: 8 vs. Georgia Tech, 2016-17
Career: 8 vs. Georgia Tech, 2016-17

3-Point FGA

Season: 14 vs. Louisville, 2016-17
Career: 14 vs. Louisville, 2016-17

FT Made

Season: 10, Wake Forest, 2016-17
Career: 14, Miami, 2015-16

FT Attempted

Season: 10, Wake Forest 2016-17
Career: 16, Miami, 2015-16

Rebounds

Season: 10, Miami, 2016-17
Career: 13 at Illinois, 2015-16

Off. Rebounds

Season: 3, St. John's, at Boston College, 2016-17
Career: 4, Abilene Christian, 2015-16

Def. Rebounds

Season: 9, Miami, 2016-17
Career: 11 at Illinois, 2015-16

Assists

Season: 4, Monmouth, 2016-17
Career: 5 at Michigan State, Rutgers, 2015-16

Steals

Season: 4, Boston U., Florida St., at North Carolina St., 2016-17
Career: 4, Abilene Christian, 2015-16; Boston U., Florida St., at North Carolina St., 2016-17

Blocks

Season: 2 at North Carolina, 2016-17
Career: 2 at North Carolina, 2016-17; Miss. Valley State, Cincinnati, 2015-16; Iona, 2013-14; Richmond, 2012-13

Minutes

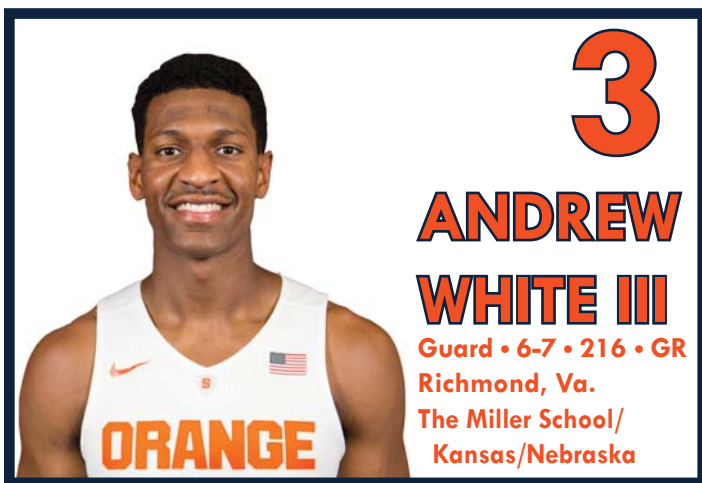
Season: 45 at North Carolina St., vs. Louisville, 2016-17
Career: 45 at North Carolina St., vs. Louisville, 2016-17



All-ACC Academic Men's Basketball Team



Third Team All-ACC



Syracuse Season 3FG

Name	Class	3FG-3FGA	Year		
1. Gerry McNamara	Jr.	107-315	2004-05		
2. Gerry McNamara	So.	105-270	2003-04		
3. Gerry McNamara	Sr.	103-308	2005-06		
4. Andy Rautins	Jr.	102-279	2008-09		
5. Andrew White III	Gr.	101-254	2016-17		
6. Demetris Nichols	Sr.	100-240	2006-07		
7. Andy Rautins	Sr.	98-241	2009-10		
8. Trevor Cooney	So.	90-240	2013-14		
		Donte Greene	Fr.	90-261	2007-08
10. Preston Shumpert	Sr.	88-233	2001-02		
11. Gerry McNamara	Fr.	85-238	2002-03		

Syracuse Consecutive 20-point Games

1975-present

No.	Name	Started-Ended
1.	12 Carmelo Anthony	1/18/2003-3/11/2003
2.	9 Carmelo Anthony	11/14/2002-12/30/2002
3.	7 Andrew White III	1/24/2017-2/13/2017
	7 Hakim Warrick	2/23/2005-3/18/2005
	7 Pearl Washington	2/6/1986-2/26/1986
	7 Rudy Hackett	2/8/1975-3/3/1975

*The Syracuse record is believed to be 27 by Dave Bing (12/1/1965-3/11/1966)
Syracuse records are incomplete

Syracuse Consecutive Games Playing All Minutes

1980-present

No.	Name	Games	Started-Ended
1.	11 Tyler Lydon	450	1/21/2017-2/26/2017
2.	10 Andrew White III	410	1/24/2017-2/26/2017
3.	8 Allen Griffin	325	2/19/2001-3/16/2001
4.	7 Jonny Flynn	285	1/21/2008-2/16/2008
5.	5 Rakeem Christmas	200	1/24/2015-2/11/2015
	5 C.J. Fair	205	1/19/2013-2/4/2013
	5 Hakim Warrick	205	2/23/2003-3/11/2003
	5 Hakim Warrick	200	1/12/2004-1/31/2004

Syracuse Minutes Played Average

Conference Games
1980-present

Name	Games	Avg.	Year
1. Allen Griffin	16	40.4	2000-01
2. Preston Shumpert	16	40.2	2000-01
3. Andrew White	18	39.9	2016-17
4. C.J. Fair	18	39.4	2013-14
5. Billy Owens	16	39.4	1990-91
6. Hakim Warrick	16	39.2	2003-04
7. Jonny Flynn	18	39.2	2007-08
8. Michael Gbinije	18	39.0	2014-15
9. Tyler Lydon	18	38.9	2016-17
10. David Johnson	18	38.6	1991-92

White's Career Statistics

2012-14 Kansas; 2015-16 Nebraska; 2016-17 Syracuse

Year	TOTAL					3-PTS			FT			REBOUNDS				PF FO A TO Blk Stil				Pts	Avg		
	G	GS	FG	FGA	Pct	3FG	3FGA	Pct	FT	FTA	Pct	O	D	Tot	Avg	Pf	FO	A	TO			Blk	Stil
2012-13	25	0	18	54	.333	10	36	.278	10	16	.625	7	22	29	1.2	20	0	1	11	2	0	56	2.2
2013-14	19	0	15	34	.441	8	24	.320	6	12	.500	4	18	22	1.2	10	0	4	7	5	3	44	2.3
2014-15																							
2015-16	34	34	195	405	.481	87	211	.412	86	111	.775	40	159	199	5.9	89	3	20	54	11	39	563	16.6
2016-17	31	31	178	413	.431	101	254	.398	97	118	.822	26	118	144	4.6	64	0	37	53	12	51	554	17.9
Totals	109	65	406	906	.448	206	525	.392	199	259	.768	77	317	394	3.6	183	3	62	125	30	93	1,217	11.2

2016-17 Record Breakdown

Record	Overall	ACC	ACCT
SU overall	18-13	10-8	
SU at home	16-3	8-1	
SU on the road	2-8	2-7	
SU at neutral sites	0-2		
SU in overtime	1-1	1-1	
After a loss	9-4	5-3	
SU scores first	11-6	6-3	
Opponent scores first	7-7	4-5	

Halftime	Overall	ACC	ACCT
SU led at the half	14-2	6-1	
SU trailed at the half	4-10	4-7	
Tied at the half	0-1		

Rebounding	Overall	ACC	ACCT
SU outrebounded Opp.	10-5	4-3	
SU was outrebounded	8-7	6-5	
Rebounds were equal	0-1		
SU 36-or-more rebounds	8-6	1-4	
SU 35-or-less rebounds	10-7	9-4	
SU 21-or-more def rebounds	16-9	8-5	
SU 20-or-less def. rebounds	2-4	2-3	
SU 11-or-more off. rebounds	8-7	2-4	
SU 10-or-less off. rebounds	10-6	8-4	

Field Goal Percentage	Overall	ACC	ACCT
SU shot 50-60% FG	12-0	7-0	
SU shot 40-50% FG	6-6	3-5	
SU shot 30-40% FG	0-6	0-3	
SU shot 20-30% FG	0-1		
Opp. shot 50-60% FG	2-4	2-3	
Opp. shot 40-50% FG	4-8	3-5	
Opp. shot 30-40% FG	10-1	5-0	
Opp. shot 20-30% FG	2-0		
SU outshot Opp. FG%	17-0	9-0	
Opp. outshot SU FG%	1-13	1-8	

Free Throw Percentage	Overall	ACC	ACCT
SU outshot Opp. FT%	11-8	7-5	
Opp. outshot SU FT%	6-5	2-3	
FT% was equal	1-0	1-0	
SU shot more FT	14-3	9-2	
Opp. shot more FT	3-9	0-6	
Free throws shot were equal	1-1	1-0	

Scoring	Overall	ACC	ACCT
SU scored 100-109 pts.	3-0	1-0	
SU scored 90-99 pts.	3-0	1-0	
SU scored 80-89 pts.	5-1	3-1	
SU scored 70-79 pts.	6-4	4-3	
SU scored 60-69 pts.	1-6	1-4	
SU scored 50-59 pts.	0-2		
Opp. scored 90-99 pts.	1-2	1-1	
Opp. scored 80-89 pts.	1-5	1-5	
Opp. scored 70-79 pts.	5-4	3-2	
Opp. scored 60-69 pts.	2-2	2-1	
Opp. scored 50-59 pts.	7-1	2-0	
Opp. scored 40-49 pts.	1-0		

By Starting Lineup	Overall	ACC	ACCT
Battle, Gillon, Lydon, Thompson, White III	10-7	10-7	
Battle, Howard, Thompson Lydon, White III	0-1	0-1	
Battle, Howard, Coleman Lydon, White III	3-1		
Gillon, Howard, Coleman Lydon, White III	1-2		
Howard, White III, Coleman Lydon, Roberson	4-2		

By Uniform	Overall	ACC	ACCT
White (throwback white, 0-1)	16-4	8-1	
Orange	2-9	2-7	

Turnovers	Overall	ACC	ACCT
SU 10-or-less turnovers	8-3	4-2	
SU 11-20 turnovers	10-10	6-6	
SU 21-or-more turnovers			
Opp. 10-or-less turnovers	3-3	2-2	
Opp. 11-20 turnovers	15-10	8-6	
Opp 21-or-more turnovers			

SU Players' Scoring	Overall	ACC	ACCT
Eight in double digits	1-0		
Six in double digits	1-0		
Five in double digits	1-0		
Four in double digits	9-4	5-4	
Three in double digits	3-8	3-4	
Two in double digits	3-1	2-0	
One in double digits			
Two with 20-or-more points	7-1	6-1	
One with 20-or-more points	5-6	3-5	
One with 30-or-more points			
One with 40--or-more points:	2-0	2-0	

By Month	Overall	ACC	ACCT
November	4-2		
December	4-3		
January	5-4	5-4	
February	4-4	4-4	
March	1-0	1-0	
April			

By Day	Overall	ACC	ACCT
Monday	1-3	0-2	
Tuesday	5-2	2-1	
Wednesday	3-1	3-0	
Thursday			
Friday	2-0		
Saturday	7-4	5-2	
Sunday	0-3	0-3	

By Live Television	Overall	ACC	ACCT
CBS	0-1	0-1	
ESPN	3-5	3-3	
ESPN2	1-1	1-0	
ESPNU	1-3	1-3	
ESPN3	0-1		
RSN	3-1	1-0	
ACCN	3-1	3-1	
ACCN Extra	5-0		
Raycom	2-0	1-0	

By Conference	Overall
American (Connecticut)	0-1
ACC (at Boston College, Miami, Pittsburgh, at Virginia Tech, Boston College, at North Carolina, at Notre Dame, Wake Forest, Florida State, at NC State, Virginia, at Clemson, at Pittsburgh, Louisville, at Georgia Tech, Duke, at Louisville, Georgia Tech)	10-8
Atlantic Sun (North Florida)	1-0
BIG EAST (Georgetown, St. John's)	0-2
Big Ten (at Wisconsin)	0-1
Ivy League (Cornell)	1-0
Mid-American (Eastern Michigan)	1-1
MAAC (Monmouth)	1-0
MEAC (South Carolina State)	1-0
Patriot League (Colgate, Holy Cross, Boston U.)	3-0
SEC (vs. South Carolina)	0-1

Games Decided By . . .	Overall	ACC	ACCT
0-5 points	3-3	3-2	
6-10 points	3-3	2-2	
11-15 points	2-2	2-1	
16 or more points	9-5	2-3	

Team Highs and Lows

Syracuse Highs

Points	105	Eastern Michigan
Points – First Half	52	Eastern Michigan
Points – Second Half	55	South Carolina State
Points -- Overtime	14	Louisville
Field Goals Made	37	South Carolina State
	37	Eastern Michigan
Field Goal Attempts	70	at Georgia Tech
Field Goal %	.587 (37-63)	Eastern Michigan
3-Point FG Made	15	Eastern Michigan
	15	Georgia Tech
3-Point FG Made -- Overtime	15	at NC State
3-Point FG Attempts	32	Boston U.
3-Point FG Attempts -- Overtime	33	Louisville
3-Point FG %	.545 (6-11)	Duke
3-Point FG % -- Overtime	.652 (15-23)	Georgia Tech
Free Throws Made	23	at Boston College
		Florida State
Free Throw Attempts	32	Boston U.
Free Throw %	.923 (12-13)	at Wisconsin
Offensive Rebounds	21	St. John's
Defensive Rebounds	39	South Carolina State
Rebounds	54	South Carolina State
Assists	34	Eastern Michigan
Steals	15	Eastern Michigan
Blocked Shots	11	South Carolina State
Turnovers	17	vs. South Carolina
	17	Eastern Michigan
Fouls	24	St. John's

Opponent Highs

Points	96	at Boston College
Points – 1st Half	44	at Boston College
Points – 2nd Half	54	St. John's
Points -- Overtime	18	Louisville
Field Goals Made	36	at Boston College
Field Goal Attempts	70	South Carolina State
Field Goal %	.571 (36-63)	St. John's
3-Point FG Made	16	Boston U.
	16	at Boston College
3-Point FG Attempts	41	Boston U.
3-Point FG %	.615 (16-26)	at Boston College
Free Throws Made	22	Georgetown
Free Throw Attempts	27	at Virginia Tech
Free Throw Attempts -- Overtime	30	Louisville
Free Throw %	.938 (15-16)	at Notre Dame
Offensive Rebounds	19	Colgate
Defensive Rebounds	32	vs. Connecticut
Rebounds	44	at North Carolina
Rebounds -- Overtime	46	Louisville
Assists	28	at Boston College
Assists -- Overtime	28	at NC State
Steals	12	vs. South Carolina
Blocked Shots	6	St. John's
Turnovers	20	Eastern Michigan
	20	Boston College
Fouls	25	Wake Forest

Syracuse Lows

Points	50	vs. South Carolina
	50	vs. Connecticut
Points – First Half	22	Virginia
Points – Second Half	21	at Wisconsin
Points -- Overtime	13	at NC State
Field Goals Made	14	vs. South Carolina
	14	vs. Connecticut
Field Goal Attempts	42	Virginia
Field Goal %	.259 (14-54)	vs. Connecticut
3-Point FG Made	4	St. John's
3-Point FG Attempts	15	vs. South Carolina
3-Point FG %	.167 (4-24)	St. John's
Free Throws Made	6	at North Carolina
Free Throw Attempts	7	at North Carolina
Free Throw %	.421 (8-19)	Colgate
Offensive Rebounds	4	Virginia
	4	Duke
Defensive Rebounds	16	Pittsburgh
Rebounds	23	Virginia
Assists	8	at Notre Dame
Steals	3	St. John's
	3	at Virginia Tech
	3	Duke
Blocked Shots	0	at Clemson
	0	at Louisville
Turnovers	6	Boston College
Fouls	9	Virginia

Opponent Lows

Points	46	Holy Cross
Points – 1st Half	21	vs. Connecticut
Points – 2nd Half	21	Monmouth
Points -- Overtime	6	at NC State
Field Goals Made	16	vs. Connecticut
Field Goal Attempts	48	Boston College
Field Goal %	.271 (19-70)	South Carolina State
3-Point FG Made	4	Monmouth
	4	vs. South Carolina
3-Point FG Attempts	13	South Carolina
3-Point FG %	.138 (4-29)	Monmouth
Free Throws Made	2	Cornell
	2	Miami
	2	Virginia
Free Throw Attempts	4	Cornell
Free Throw %	.200 (2-10)	Miami
Offensive Rebounds	6	Cornell
	6	at Clemson
Defensive Rebounds	11	Holy Cross
Rebounds	24	Virginia
	24	at Clemson
Assists	10	Holy Cross
Steals	2	Boston College
Blocked Shots	0	North Florida
	0	Boston U.
Turnovers	6	at Virginia Tech
Fouls	14	Pittsburgh

Syracuse Individual Highs

Games Played:

31 – Battle, Gillon, Lydon, Roberson, Thompson, White III

Games Started:

31 – Lydon, White III

Points in a Half:

29 – White III (2nd), Georgia Tech

Game Points:

40 – White III, Georgia Tech

Game Points – Overtime:

43 – Gillon, at NC State

Minutes Played:

40 – White III (12), Georgetown, Miami, Pittsburgh, at Virginia Tech, Wake Forest, at NC State, Virginia, at Clemson, at Pittsburgh, at Georgia Tech, Duke, at Louisville; Lydon (10), vs. Connecticut, at Notre Dame, Wake Forest, Florida State, Virginia, at Clemson, at Pittsburgh, at Georgia Tech, Duke, at Louisville; Battle (4), Pittsburgh, at Virginia Tech, at Notre Dame, Wake Forest; Gillon (2), Pittsburgh, Duke

Minutes Played – Overtime:

45 – White III (2), Lydon (2) at NC State, Louisville; Gillon (1), Louisville

Game FG Attempted:

21 – Thompson at Georgia Tech

Game FG Attempted – Overtime:

24 – White III, Louisville

Game FG Made:

12 – Lydon, Georgetown; White III, Georgia Tech

Game FG Percentage (min. 8 made)

.923 (12-13) -- Lydon, Georgetown

Game FT Attempted:

14 – Gillon, Florida State

Game FT Attempted – Overtime:

14 – Gillon, at NC State

Game FT Made:

13 – Gillon, Florida State

Game FT Made – Overtime:

14 – Gillon, at NC State

Game FT Percentage (min. 8 made):

1.000 (10-10) -- White III, Wake Forest

Game FT Percentage – Overtime (min. 8 made):

1.000 (14-14) -- Gillon, at NC State

Game 3 pt. FG Attempted:

13 – White III, North Florida

Game 3 pt. FG Attempted – Overtime:

14 – White III, Louisville

Game 3 pt. FG Made:

8 – White III, Georgia Tech

Game 3 pt. FG Made – Overtime:

9 – Gillon, at NC State

Game 3 pt. FG Percentage (min. 3 made)

1.000 (3-3) – Howard, Colgate

Game Rebounds:

16 – Coleman, vs. Connecticut

Game Assists:

13 – Howard, North Florida

Game Steals:

5 – Gillon, Eastern Michigan

Blocked Shots:

6 – Lydon, NC State ;Roberson, Pittsburgh

Turnovers

6 – Lydon vs. South Carolina; Howard, Georgetown

Game Fouls:

5 – Thompson (2), St. John's, at Boston College

Led SU in Scoring:

White III (16² shared), Lydon (6), Battle (4¹ shared), Gillon (4¹ shared), Thompson (2), Roberson (1)

Double-Figure Scoring Games:

White III (28), Lydon (21), Gillon (16), Thompson (16), Battle (13), Roberson (7), Howard (6), Coleman (5)

20-29-point Games:

White III (11), Gillon (6), Lydon (5), Battle (4), Thompson (1)

40-49-point Games:

Gillon (1), White III (1)

Scored First:

White III (9), Thompson (6), Battle (4), Lydon (4), Coleman (3), Howard (2), Roberson (2), Gillon

Led SU in Rebounding:

Lydon (21⁴ shared), Roberson (7² shared), Coleman (4² shared), White III (2¹ shared), Thompson (1)

Double-Figure Rebounding Games:

Lydon (9), Roberson (4), Coleman (2), Thompson (1), White III (1)

Double-Doubles:

Lydon (7), Gillon (3), Howard (3), Roberson (3), Coleman (2), White III (1), Thompson (1)

Led SU in Assists:

Gillon (20¹ shared), Howard (10¹ shared), Battle (1)

Double-Figure Assist Games:

Gillon (4), Howard (3)

Largest Lead:

50, (98-48), South Carolina State

Largest Margin of Victory:

48, (105-57), Eastern Michigan

Largest Margin of Defeat:

33, (60-93) St. John's

Largest Deficit:

37, (54-91), St. John's

Deficit Overcome in a Win:

16, (59-75), at NC State

Largest Lead in a Loss:

11, (37-26), vs. Connecticut

Largest Halftime Lead:

28 (52-24), Eastern Michigan

Largest Halftime Deficit:

16 (25-41) at Louisville

Game-by-Game Statistics

Opponent	Score	TOTAL		3-PTS		FT-FTA		REBOUNDS						
		FG-FGA	Pct	3FG-FGA	Pct	Pct	Pct	Off-Def	Tot	PF	A	TO	Blk	Stl
Syracuse	W, 83-55	34-62	.548	7-20	.350	8-19	.421	13-33	46	20	23	11	5	10
Colgate		18-64	.281	6-37	.162	13-21	.619	19-21	40	22	17	14	1	4
Syracuse	W, 90-46	33-57	.579	13-25	.520	11-13	.846	15-24	39	11	22	9	6	9
Holy Cross		17-55	.309	9-32	.281	3-8	.375	16-11	27	16	10	13	1	6
Syracuse	W, 71-50	25-59	.424	8-23	.348	13-18	.722	14-32	46	16	15	16	10	10
Monmouth		20-64	.313	4-29	.138	6-9	.667	14-22	36	20	12	15	3	6
Syracuse	W, 101-59	37-68	.544	13-24	.542	14-21	.667	15-39	54	16	25	10	11	5
South Carolina State		19-70	.271	5-27	.185	16-22	.727	14-18	32	18	12	10	3	8
Syracuse	L, 50-64	14-44	.318	6-15	.400	16-26	.615	9-21	30	19	9	17	2	6
vs. South Carolina		23-51	.451	4-13	.308	14-19	.737	10-27	37	21	13	15	1	12
Syracuse	L, 60-77	21-55	.382	6-23	.261	12-13	.923	7-18	25	18	9	10	3	9
at Wisconsin		29-59	.492	11-23	.478	8-16	.500	14-26	40	14	21	12	1	4
Syracuse	W, 77-71	25-52	.481	13-24	.542	14-24	.583	9-24	33	13	20	12	3	10
North Florida		25-63	.397	11-39	.282	10-16	.625	17-24	41	18	12	14	0	5
Syracuse	L, 50-52	14-54	.259	6-26	.231	16-24	.667	13-29	42	18	9	12	3	6
vs. Connecticut		16-51	.314	7-25	.280	13-23	.565	10-32	42	17	13	13	5	7
Syracuse	W, 99-77	33-64	.516	14-32	.438	19-28	.679	9-29	38	10	24	9	8	13
Boston University		25-69	.362	16-41	.390	11-16	.688	17-25	42	21	20	18	0	4
Syracuse	L, 71-78	25-57	.439	7-20	.350	14-25	.560	12-18	30	23	10	13	3	10
Georgetown		25-53	.472	6-14	.429	22-25	.880	12-29	41	20	16	19	5	6
Syracuse	W, 105-57	37-63	.587	15-28	.536	16-25	.640	11-34	45	14	34	17	8	15
Eastern Michigan		23-66	.348	5-26	.192	6-12	.500	13-20	33	20	11	20	1	9
Syracuse	L, 60-93	22-67	.328	4-24	.167	12-21	.571	21-25	46	24	14	19	2	3
St. John's		34-64	.531	12-29	.414	13-25	.520	11-31	42	17	27	9	6	8
Syracuse	W, 80-56	29-64	.453	9-23	.391	13-17	.765	12-29	41	10	21	10	7	10
Cornell		24-57	.421	6-24	.250	2-4	.500	6-26	32	16	16	15	1	4
Syracuse	L, 81-96	26-68	.382	6-20	.300	23-30	.767	20-21	41	17	12	10	6	8
at Boston College		36-63	.571	16-26	.615	8-17	.471	11-25	36	20	28	13	4	4
Syracuse	W, 70-55	25-44	.568	8-19	.421	12-14	.857	5-25	30	11	16	15	4	6
Miami		21-54	.389	11-26	.423	2-10	.200	12-14	26	15	15	15	2	4
Syracuse	W, 77-66	28-54	.519	14-27	.519	7-8	.875	7-22	29	15	17	10	9	7
Pittsburgh		20-57	.351	6-19	.316	20-23	.870	17-20	37	14	11	12	4	5
Syracuse	L, 73-83	28-65	.431	5-17	.294	12-16	.750	13-25	38	20	12	11	7	3
at Virginia Tech		28-57	.491	8-20	.400	19-27	.704	7-24	31	17	20	6	3	3
Syracuse	W, 76-53	27-58	.466	5-20	.250	17-19	.895	10-19	29	10	15	6	3	11
Boston College		19-48	.396	8-22	.364	7-11	.636	12-23	35	18	11	20	1	2
Syracuse	L, 68-85	26-59	.441	10-24	.417	6-7	.857	6-18	24	13	14	13	4	8
at North Carolina		35-68	.515	7-24	.292	8-15	.533	18-26	44	13	22	9	2	6
Syracuse	L, 66-84	23-55	.418	6-19	.316	14-20	.700	7-21	28	16	8	11	4	10
at Notre Dame		29-59	.492	11-26	.423	15-16	.938	10-29	39	18	20	11	2	9
Syracuse	W, 81-76	25-54	.463	9-23	.391	22-30	.733	10-22	32	19	18	10	5	8
Wake Forest		26-59	.441	7-24	.292	17-23	.739	14-23	37	25	16	12	1	4
Syracuse	W 82-72	25-58	.431	9-24	.375	23-30	.767	16-25	42	20	20	16	9	11
Florida State		23-60	.383	9-25	.360	17-26	.654	17-22	39	21	14	15	4	6
Syracuse	W, 100-93 OT	32-57	.561	15-26	.577	21-23	.913	6-21	27	18	17	11	3	6
at NC State		34-66	.515	14-32	.438	11-20	.550	14-19	33	21	28	14	3	6
Syracuse	W, 66-62	23-48	.548	7-18	.389	13-20	.650	4-9	23	9	12	12	5	11
Virginia		24-50	.480	12-24	.500	2-4	.500	7-17	24	15	21	15	4	6
Syracuse	W, 82-81	29-57	.509	10-26	.385	14-17	.824	12-21	33	16	15	13	0	4
at Clemson		29-54	.537	9-22	.409	14-17	.824	6-18	24	15	19	8	1	7
Syracuse	L, 75-80	26-60	.433	6-19	.300	17-21	.810	9-17	26	19	11	10	2	7
at Pittsburgh		26-55	.473	8-19	.421	20-24	.833	15-26	41	18	25	17	5	5
Syracuse	L, 72-76 OT	26-64	.406	8-33	.242	12-15	.800	10-28	38	22	16	15	4	8
Louisville		26-63	.413	8-26	.308	16-30	.533	16-30	46	16	13	15	4	10
Syracuse	L, 71-65	25-70	.357	8-30	.267	7-12	.583	19-22	41	21	15	13	7	7
at Georgia Tech		26-55	.473	4-12	.333	15-22	.682	11-25	36	16	19	15	7	7
Syracuse	W, 78-75	25-47	.532	6-11	.545	22-25	.880	4-24	28	15	10	8	1	3
Duke		25-64	.391	10-33	.303	15-17	.882	16-20	36	18	16	8	4	6
Syracuse	L, 68-88	20-56	.357	8-29	.276	20-22	.909	11-17	28	16	7	16	0	7
at Louisville		33-58	.569	9-20	.450	13-23	.565	13-26	39	19	18	15	3	8
Syracuse	W, 90-61	29-53	.547	15-23	.652	17-22	.773	5-27	32	12	18	13	4	8
Georgia Tech		25-57	.439	5-20	.250	6-11	.545	8-23	31	15	15	15	4	8
Syracuse														
vs. Miami (ACC Tournament)														
SYRACUSE TOTALS		817-1,788	.457	276-716	.385	457-626	.730	335-750	1,085	501-2	488	378	148	250
OPPONENT TOTALS		783-1,833	.427	264-779	.339	362-553	.655	397-723	1,120	554-8	531	423	86	189

The Last Time That

Syracuse Individual

Scored 40 or more points:	Andrew White III, Georgia Tech, 3/4/17
Scored 40 or more points (overtime):	John Gillon, 43, at NC State, 2/1/17
Scored 30 or more points:	Michael Gbinije, 34, NC State, 2/27/16
Scored 30 or more points (overtime):	Rakeem Christmas, 35, Wake Forest, 1/3/15
Made 15 FGs:	Lawrence Moten, 15 at Villanova, 2/14/95
Made 9 3PT FGs:	Trevor Cooney, 9, Notre Dame, 1/30/12
Made 9 3PT FGs (overtime):	John Gillon, 9, at NC State, 2/1/17
Made 8 3PT FGs:	Andrew White III, 8, Georgia Tech, 3/4/17
Made 7 3PT FGs:	Andrew White III, 7, N. Florida, 12/3/16
Made 17+ FTs:	Hakim Warrick, 18 vs. Rhode Island, 11/30/03
Made 15+ FTs (overtime):	Jonny Flynn, 16 vs. Conn. (BET), 3/12/09
Made 10+ FTs:	John Gillon, 13, Florida State, 1/28/15
Made 10+ FTs (overtime):	John Gillon, 14 at NC State, 2/1/17
Had 30+ rebounds:	Frank Reddout, 34 vs. Temple, 2/9/52
Had 25+ rebounds:	Dave Bing, 25 vs Cornell, 2/8/66
Had 20+ rebounds:	Tyler Roberson, 20 at Duke, 1/18/16
Had 15+ rebounds:	Tyler Lydon, 15, at Georgia Tech, 2/19/17
Had 15+ rebounds (overtime)	Tyler Roberson, 15, Virginia Tech, 2/2/16
Had 15+ assists:	Michael Carter-Williams, 16, Monmouth, 12/8/12
Had 10+ assists:	John Gillon, 10, Georgia Tech, 3/4/17
Had 10+ assists (overtime)	Kaleb Joseph, 12/20/14 at Villanova
Had 8+ blocks:	Fab Melo, 10 vs. Seton Hall, 12/28/11
Had 5+ blocks:	Tyler Roberson, 6, Pittsburgh, 1/7/17
Had 5+ blocks (overtime):	Rakeem Christmas, 6, Duke, 2/1/14
Had 10 steals:	Todd Burgan vs. Colgate, 12/30/97
Had 8+ steals:	DeShaun Williams, 9 vs. Boston College, 3/3/02
Had 6+ steals:	Trevor Cooney (6), St. Bona, 11/17/15
Had 5+ steals:	John Gillon (5), E. Michigan, 12/19/16
Played 60+ minutes:	Jonny Flynn (67), Eric Devendorf, (61) vs. Connecticut (BET), 3/12/09
Played 50+ minutes:	Paul Harris (56), Andy Rautins (50) vs. Connecticut (BET), 3/12/09
Played 40+ minutes:	John Gillon, Tyler Lydon, Andrew White (45), Louisville, 2/13/17
Played 40 minutes (40 minute game):	Tyler Lydon, Andrew White III, at Louisville, 2/26/17
Three players had a double-double	Tyler Lydon (14-10 reb.), Tyler Roberson (13-12 reb.), Frank Howard (10-11 assists) S. Carolina St., 11/22/16
Three players had a double-double (pts-rebs):	Donte Greene (19-13), Arinze Onuaku (17-14), Kristof Ongenaet (10-11 at Seton Hall, 3/5/08
Two players had a double-double	Tyler Lydon (14 pts.-11 rebs.), John Gillon (21 pts.-11 assists), Florida State, 1/28/17
Had a double-double (pts-rebs):	Tyler Lydon (17-10), at Louisville, 2/26/17
Had a double-double OT (pts-rebs):	Michael Gbinije (17-11), Wake Forest, 1/13/15
Had a double-double (pts-assists):	John Gillon (10-10), Georgia Tech, 3/4/17
Had a double-double OT (pts-assists):	Kaleb Joseph (10-10) at Villanova, 12/20/14
Had a double-double (pts-blocks):	Fab Melo, (12-10) vs. Seton Hall, 12/28/11
Had a triple-double:	Allen Griffin, (14-11-10) vs. Pittsburgh, 2/27/01

Syracuse Team

Won in overtime:	100-93, at NC State, 2/1/17
Lost in overtime:	76-72, Louisville, 2/13/17
Played two-six overtimes:	127-117 vs. Connecticut (BET), 3/12/09
Scored 100 points:	105, E. Michigan, 12/19/16
Scored 100 points (overtime):	100, at NC State, 2/1/17
Scored 90 points:	90, Georgia Tech, 3/4/17
Scored less than 40 points:	39 at Georgetown, 3/9/13
Scored 53+ in a half:	53, E. Michigan (2nd), 12/19/16
Gave up 100 points:	117, vs. Connecticut (BET), 3/12/09
Gave up 90 points (regulation)	96 at Boston College, 1/1/17
Gave up less than 50 points:	46, Holy Cross, 11/15/16
Gave up less than 40 points:	37, Loyola, 11/25/14
Shot over 60% FG:	.620 (31-50), Florida State, 2/11/16
Shot under 32% FG:	.259 (14-54) vs. Connecticut, 12/5/16
Held opponent under 32% FG:	.314 (16-51) vs. Connecticut, 12/6/16
Made 45+ FG:	47 vs. E. Tennessee State, 12/15/07
Made 15+ 3PT:	15, Georgia Tech, 3/4/17
Made 15+ 3PT (overtime)	15, at NC State, 2/1/17
Made 12+ 3PT:	14, Pittsburgh, 1/7/17
Did not make a 3PT:	Holy Cross, 11/28/14
Attempted 50 FT:	51 vs. Connecticut (BET), 3/12/09
Attempted 40 FT:	41 vs. California (NCAA), 3/23/13
Made 40 FT:	40 vs. Connecticut (BET), 3/12/09
Made 35 FT:	40 vs. Connecticut (BET), 3/12/09
Had 60+ rebounds:	63, Monmouth, 12/8/12
Had 50+ rebounds:	54, S. Carolina State, 11/22/16
Had 30+ assists:	34, E. Michigan, 12/19/16
Committed less than 10 turnovers:	8, Duke, 2/22/17
Committed 25+ turnovers:	26 vs. E. Tennessee State, 12/15/07
Forced 30-or-more turnovers:	32, Albany, 11/9/09
Had 20+ steals:	21, Albany, 11/9/09
Had 15+ blocked shots:	15, Seton Hall, 12/28/11
Four players had 20 points:	vs. Connecticut (BET), 3/12/09: Jonny Flynn (34), Paul Harris (29), Eric Devendorf (22), Andy Rautins (20)
Three players had 20 points:	vs. Connecticut (BET), 3/12/09: Jonny Flynn (34), Paul Harris (29), Eric Devendorf (22), Andy Rautins (20)
Two players had 20 points:	Georgia Tech, 3/4/17: Andrew White III (40), Tyus Battle (22)
Two players had 20 points (overtime):	NC State, 2/1/17: John Gillon (43), Andrew White III (28)
Eight players had 10+ points	E. Michigan, 12/19/16; Tyus Battle (18), John Gillon (14), Andrew White (14), DaJuan Coleman (12), Tyler Lydon (12), Tyler Roberson (11), Frank Howard (10), Taurean Thompson 10
Seven players had 10+ points	Monmouth, 12/8/12: Brandon Triche (18), M. Carter-Williams (15), Trevor Cooney (15), C.J. Fair (14), James Southerland (14), Rakeem Christmas (11), DaJuan Coleman (11)
Six players had 10+ points	S. Carolina State, 11/22/16: Andrew White III (15), John Gillon (14), Tyler Lydon (14), Tyler Roberson (13), Taurean Thompson (12), Frank Howard (10)
Three players had 10+ rebounds:	Monmouth, 12/8/12: DaJuan Coleman (14), C.J. Fair (10), Baye Moussa Keita (10) at Georgia Tech, 2/9/17; Tyler Lydon (15), Taurean Thompson (11)
Two players had 10+ rebounds:	at Georgia Tech, 2/9/17; Tyler Lydon (15), Taurean Thompson (11)
Two players had 10+ reb. OT:	Boston College, 2/19/14; Rakeem Christmas (11), C.J. Fair (11)

GAME 1

#19/17 Syracuse **83**
Colgate **55**



Nov. 11 | Carrier Dome | Syracuse, N.Y.

The 2016-17 season commenced with back-to-back Tyler Roberson dunks, a telling sign for the night. The senior led Syracuse to an 83-55 win against Colgate with 18 points in the season opener at the Carrier Dome.

The Orange defeated their most familiar foe for the 51st straight time, the longest active series streak in the Division I ranks. It was the 169th meeting between the two clubs.

"I thought, overall, we made some defensive mistakes early and they knocked down shots. We did a little better job tightening up defensively." - Jim Boeheim

The Raiders and the Orange traded basket for basket to begin the game. At the 11:30 mark, with Syracuse leading 18-15, the Orange used a 12-0 run to expand their lead to 30-15 in a span of 3:44. The run was fueled by Roberson with six points. At the end of the half, 'Cuse led 49-25. The Raiders were unable to get any closer in the second half with the Orange outscoring them 34-30.

It was a balanced effort offensively for Syracuse with 10 players scoring in the game four finishing the game in double figures. Andrew White posted 17 points, the second most on the team, in his first official game with the Orange. John Gillon added 13 points and six assists in his Syracuse debut.

Sophomore point guard Frank Howard had a career night with 11 points and eight assists, both personal-best efforts. Howard also registered four rebounds and four steals.

Syracuse outscored Colgate in the paint, 48-20, and had a 23-0 advantage in fast-break points. With the win, Syracuse improved to 37-4 in season openers under head coach Jim Boeheim.

Visitor: Colgate (0-1)

PLAYER	FG-FGA	3G-3GA	FT-FTA	R	PF	TP	A	TO	B	S	MP
Rivard	f 1-4	0-0	5-6	2	4	7	4	0	0	1	21
Swopshire	f 2-12	1-9	0-0	3	0	5	1	2	0	1	25
Robertson	c 2-7	2-6	2-2	6	1	8	1	3	0	0	26
O'Riordan	g 3-7	3-7	0-0	1	5	9	2	2	0	2	30
Regisford	g 3-8	0-0	4-9	6	1	10	1	3	0	0	26
Harris	g 1-2	0-1	0-0	0	2	2	1	0	0	0	10
Favorite	0-0	0-0	0-0	0	0	0	0	0	0	0	1
Lyndgren	0-0	0-0	0-0	0	0	0	1	0	0	0	1
Rayman	2-12	0-7	2-4	4	3	6	4	3	1	0	21
Batt	2-2	0-0	0-0	7	4	4	0	0	0	0	13
Bargmann	0-0	0-0	0-0	1	0	0	0	0	0	0	6
Diew	0-1	0-1	0-0	0	0	0	0	0	0	0	0+
Krmpotlich	2-3	0-0	0-0	1	0	4	0	0	0	0	3
Amiel	0-6	0-6	0-0	0	2	0	2	1	0	0	17
TEAM	9										
Totals	18-64	6-37	13-21	40	22	55	17	14	1	4	200
Total FG%	1st Half: 8-31	25.8%	2nd Half: 10-33	30.3%	Game: 28.1%						
3-Pt. FG%	1st Half: 5-23	21.7%	2nd Half: 1-14	7.1%	Game: 16.2%						
F Throw%	1st Half: 4-8	50.0%	2nd Half: 9-13	69.2%	Game: 61.9%						
Deadball Rebounds:	2										

Home: Syracuse (1-0)

PLAYER	FG-FGA	3G-3GA	FT-FTA	R	PF	TP	A	TO	B	S	MP
Lydon	f 1-6	0-3	0-0	6	2	2	3	0	3	1	26
Roberson	f 9-13	0-0	0-0	4	3	18	1	2	0	1	24
Coleman	c 3-4	0-0	0-0	6	4	6	1	1	1	0	15
Howard	g 4-4	3-3	0-2	4	2	11	9	3	0	4	22
White	g 7-12	2-7	1-2	5	3	17	1	1	0	1	29
Gillon	5-8	1-2	2-3	2	1	13	6	0	0	1	21
Autry	1-1	1-1	0-0	0	0	0	0	0	0	0	1
Thompson	1-4	0-0	1-2	7	2	3	1	1	0	0	18
Chukwu	2-2	0-0	0-6	5	1	4	0	1	1	1	17
Dourdas	0-0	0-0	0-0	0	0	0	0	0	0	0	1
Belbey	0-1	0-1	0-0	0	0	0	1	0	0	0	1
Battle	1-7	0-3	4-4	1	2	6	0	0	0	0	23
Akintobi-Adeyeye	0-0	0-0	0-0	0	0	0	0	0	0	0	1
Feldman	0-0	0-0	0-0	0	0	0	0	0	0	0	1
TEAM	6										
TOTALS	34-62	7-20	8-19	46	20	83	23	11	5	10	200
Total FG%	1st Half: 21-37	56.8%	2nd Half: 13-25	52.0%	Game: 54.8%						
3-Pt. FG%	1st Half: 4-10	40.0%	2nd Half: 3-10	30.0%	Game: 35.0%						
F Throw%	1st Half: 3-4	75.0%	2nd Half: 5-15	33.3%	Game: 42.1%						
Deadball Rebounds:	5										

Officials: Brian Dorsey, Tim Ebersole, Patrick Harwood
Technical fouls: Syracuse-none, Colgate-none.
Attendance: 23,844

Score by Periods	1st	2nd	Total
Colgate	25	30	55
Syracuse	49	34	83

GAME 2

#18/18 Syracuse **90**
Holy Cross **46**



Nov. 15 | Carrier Dome | Syracuse, N.Y.

A 49-point first-half set the table for victory for the Orange, as Syracuse (2-0) defeated Holy Cross (0-2), 90-46, in the opening game of the Brooklyn Hoops Holiday Invitational.

Andrew White III led the Orange with 19 points, while Tyler Lydon followed closely with 17. Three other Orange players scored in double-digits, as John Gillon tallied 15, Tyler Roberson had 12, and Taurean Thompson added 10.

"I thought the biggest difference early is that we missed shots but we got the offensive glass and then made three or four offensive rebound baskets and we didn't have to rely on just making shots." - Jim Boeheim

White III led the charge for Syracuse in the first half, tallying 16 points. The graduate transfer hit back-to-back 3-pointers and freshman Tyus Battle added a 3-ball in the middle of the first to begin a 14-0 run that put the Orange ahead of Holy Cross, 36-14. The Crusaders shaved the margin to 18 but Syracuse closed out the half with a 10-2 stretch that put the hosts ahead at the intermission, 49-23.

The trio of White III, Lydon and Gillon combined for 14 points to start the second half, increasing the lead to 63-29 with 12:20 left in the contest.

Gillon nearly tallied his first double-double in the Orange uniform, as the graduate transfer added a game-leading nine assists to his 15-point performance.

Lydon, Roberson and DaJuan Coleman grabbed six rebounds apiece for Syracuse. Paschal Chukwu had five rebounds and three blocks off the bench.

The last time that Syracuse tallied 90 points in a game was Feb. 1, 2014 when the Orange defeated rival Duke, 91-89, in front of an NCAA record 35,446 fans at the Carrier Dome.

Visitor: Holy Cross (0-2)

PLAYER	FG-FGA	3G-3GA	FT-FTA	R	PF	TP	A	TO	B	S	MP
Floyd	f 2-2	0-0	1-2	1	4	5	2	2	1	0	19
Alexander	f 3-11	2-8	0-0	7	2	8	1	4	0	1	37
Champion	f 3-15	2-9	0-3	4	2	8	2	2	0	1	34
Thompson	g 4-10	4-9	0-0	2	5	12	1	0	0	0	30
Benzan	g 2-5	1-2	0-0	1	1	5	0	1	0	1	22
Charles	1-1	0-0	1-1	2	2	3	3	3	0	1	19
Kennedy	0-1	0-0	0-0	2	0	0	0	0	0	0	1
Rielly	0-1	0-0	0-0	1	0	0	0	0	0	0	1
Le Sann	2-3	0-1	0-0	1	0	4	0	0	0	0	8
Cohen	0-1	0-0	0-0	1	0	0	0	0	0	0	2
Zignorski	0-2	0-2	0-0	0	0	0	1	0	0	1	13
Stevens	0-0	0-0	0-0	0	0	0	0	0	0	0	1
Husek	0-3	0-1	1-2	1	0	1	0	0	0	0	13
TEAM	4										
Totals	17-55	9-32	3-8	27	16	46	10	13	1	6	200
Total FG%	1st Half: 8-21	38.1%	2nd Half: 9-34	26.5%	Game: 30.9%						
3-Pt. FG%	1st Half: 5-12	41.7%	2nd Half: 4-20	20.0%	Game: 28.1%						
F Throw%	1st Half: 2-7	28.6%	2nd Half: 1-1	100.0%	Game: 37.5%						
Deadball Rebounds:	3										

Home: Syracuse (2-0)

PLAYER	FG-FGA	3G-3GA	FT-FTA	R	PF	TP	A	TO	B	S	MP
Lydon	f 6-7	2-3	3-4	6	2	17	1	2	0	0	24
Roberson	f 5-7	0-0	2-2	6	2	12	1	0	0	1	26
Coleman	c 0-1	0-0	1-2	6	1	1	0	1	0	0	12
Howard	g 3-5	1-2	0-0	1	1	7	3	1	1	1	20
Gillon	g 5-12	5-10	4-4	43	0	19	3	0	0	1	25
White	6-8	2-3	1-1	1	1	15	9	1	0	2	18
Autry	0-1	0-1	0-0	0	0	0	0	0	0	0	2
Thompson	5-7	0-0	0-0	2	1	10	0	0	0	0	18
Chukwu	0-0	0-0	0-0	5	3	0	1	2	3	1	22
Dourdas	0-0	0-0	0-0	0	0	0	0	1	0	0	1
Belbey	0-0	0-0	0-0	0	0	0	0	0	0	0	2
Battle	3-7	3-5	0-0	2	0	9	4	0	1	3	24
Radner	0-0	0-0	0-0	0	0	0	0	1	0	0	1
Akintobi-Adeyeye	0-1	0-0	0-0	0	0	0	0	0	0	0	2
Featherston	0-0	0-0	0-0	0	0	0	0	0	0	0	1
Feldman	0-1	0-1	0-0	0	0	0	0	0	0	0	2
TEAM	6										
TOTALS	33-57	13-25	11-13	39	11	90	22	9	6	9	200
Total FG%	1st Half: 17-28	60.7%	2nd Half: 16-29	55.2%	Game: 57.9%						
3-Pt. FG%	1st Half: 7-13	53.8%	2nd Half: 6-12	50.0%	Game: 52.0%						
F Throw%	1st Half: 8-8	100.0%	2nd Half: 3-5	60.0%	Game: 84.6%						
Deadball Rebounds:	0										

Officials: Tim Clougherty, Alfred Smith, Tony Chiozza
Technical fouls: Syracuse-none, Holy Cross-none.
Attendance: 21,405

Score by Periods	1st	2nd	Total
Holy Cross	23	23	46
Syracuse	49	41	90

GAME 3

#18/18 Syracuse **71**
Monmouth **50**



Nov. 18 | Carrier Dome | Syracuse, N.Y.

Graduate guard Andrew White III scored all of his game-high 18 points in the first half and Syracuse (3-0) remained unbeaten by defeating Monmouth (1-2), 71-50, in the Brooklyn Hoops Holiday Invitational at the Carrier Dome.

"The second half our defense was really good. They got some looks that they missed, but our defense was pretty good. We were pushing them off spots and making them take tough shots. I thought the start to the second half we were really efficient. We got on the boards." - Jim Boeheim

White hit 6-of-10 from the field, including a trio of 3-pointers, in the first 20 minutes of play to help the Orange build a 37-29 advantage by the break. The game was knotted at 20 when White connected on consecutive 3-pointers to put Syracuse up for good. White tallied 12 of the last 17 SU points of the half.

Syracuse opened the second half with six straight points to extend its lead to 43-29. The Orange margin grew to as many as 25 points before the outing was settled.

In addition to White's work, freshman forward Taurean Thompson hit 5-of-6 shots and finished with 12 points. Freshman guard Tyus Battle drained three 3-pointers and had nine points, sophomore guard Frank Howard had eight points and six assists and graduate center DaJuan Coleman contributed seven points and a game-high eight boards. Sophomore forward Tyler Lydon ended up with six points, seven rebounds and four blocked shots.

The Syracuse defense limited Monmouth to 20-of-64 (.313) from the field, including a 4-of-29 (.138) effort from the 3-point line. For the third straight contest, the Orange held the opposition under 60 points.

Visitor: Monmouth (1-2)

PLAYER	FG-FGA	3G-3GA	FT-FTA	R	PF	TP	A	TO	B	S	MP
Bridy	c 2-6	0-1	0-0	3	3	4	2	1	1	1	24
James	g 1-4	0-2	2-2	6	3	4	3	2	0	0	28
Hornbreak	g 1-5	0-2	2-3	4	4	4	0	2	0	1	20
Robinson	g 4-16	1-10	2-2	1	11	4	4	0	0	0	38
Stewart	g 3-8	2-6	0-0	1	1	8	0	1	0	1	25
Sarr	1-1	0-0	0-0	0	0	2	0	0	0	0	1
Seaborn	3-13	1-5	0-2	1	2	7	2	2	1	3	26
Traore	2-3	0-0	0-0	3	0	4	0	0	0	0	8
Pillari	1-3	0-2	0-0	2	0	2	0	0	0	1	1
Tilghman											

GAME 4

#17/16 Syracuse 101
South Carolina St. 59



Nov. 22 | Carrier Dome | Syracuse, N.Y.

Six players scored in double digits to lead #18/16 Syracuse (4-0) past South Carolina State (1-3), 101-59, on Tuesday night as part of the Brooklyn Hoops Holiday Invitational.

"We've had four games and we'll have a couple of really good, hard days of practice in the next two or three days and then we'll get ready to play some very good teams." - Jim Boeheim

The Orange offense featured six players with double-figure point totals for the first time since a Dec. 8, 2012 win against Monmouth. The group included Andrew White III (15 points), John Gillon (14), Tyler Lydon (14), Tyler Roberson (13), Taurean Thompson (12) and Frank Howard (10).

Three Syracuse performers posted double-doubles: Tyler Lydon (14 points, 10 rebounds), Tyler Roberson (13 points, 12 rebounds) and Frank Howard (10 points, 11 assists). It marked the first time the Orange accomplished that feat since March 5, 2008.

The 100-point outburst was Syracuse's first since the 2012 encounter with Monmouth.

After falling behind by 3-0 in the opening minute, Syracuse came charging back with 15 unanswered points. Lydon and White III started the run with back-to-back 3-pointers and Howard had five points in the stretch. The Bulldogs managed to shave the margin back to six points on two occasions but the Orange embarked on another hot stretch, using a 13-2 spurt to push the lead to 31-14. DaJuan Coleman had the first five points of the run and Gillon added five points of his own. At the intermission, Syracuse led 46-31.

Syracuse came out even stronger in the second half. A 17-3 run featured two 3-pointers from Lydon and had SU ahead, 75-43 with 7:47 remaining. South Carolina State converted a 3-pointer but the Orange replied with a 23-2 blast that had the advantage up to 50 points, 98-48.

Visitor: South Carolina State (1-3)

PLAYER	FG-FGA	3G-3GA	FT-FTA	R	PF	TP	A	TO	B	S	MP	
Eaves	f 2-12	0-4	4-4	3	1	8	3	0	0	0	25	
Kinard	f 0-2	0-0	2-4	2	2	2	0	0	1	0	21	
Stephens	g 1-9	1-7	2-2	3	1	5	2	0	0	2	24	
Riley	g 1-5	0-1	1-2	1	5	3	0	0	0	0	13	
Martimer	g 3-7	1-3	0-2	2	1	7	2	1	0	2	22	
Jones	0-0	0-0	4-4	2	0	4	1	0	0	0	3	
Fields	5-10	0-0	1-2	6	3	11	0	3	0	0	25	
Richardson	3-12	1-7	2-2	3	2	9	3	2	1	2	23	
Powell	3-9	2-4	0-0	1	3	8	0	2	0	2	26	
Williams	0-1	0-1	0-0	0	0	1	0	0	0	0	5	
Bottenberg	0-1	0-1	0-0	0	0	1	0	0	0	0	5	
Applewhite	0-2	0-0	0-0	0	0	0	0	0	0	0	10	
TEAM	6 2											
Totals	19-70	5-27	16-22	32	18	59	12	10	3	8	200	
Total FG%	1st Half: 10-36	27.8%	2nd Half: 9-34	26.5%								Game: 27.1%
3-Pt. FG%	1st Half: 1-11	9.1%	2nd Half: 4-16	25.0%								Game: 18.5%
F Throw%	1st Half: 10-12	83.3%	2nd Half: 6-10	60.0%								Game: 72.7%
Deadball Rebounds:	4											

Home: Syracuse (4-0)

PLAYER	FG-FGA	3G-3GA	FT-FTA	R	PF	TP	A	TO	B	S	MP	
Lydon	f 4-6	4-5	2-4	10	0	14	1	0	1	1	25	
Roberson	f 4-9	0-0	5-5	12	1	13	2	1	1	0	19	
Coleman	c 3-4	0-0	1-2	4	2	7	0	2	0	0	12	
Howard	g 4-7	2-4	0-1	4	1	10	11	1	0	1	22	
White	g 5-10	3-7	2-4	3	2	15	2	1	0	1	21	
Gillon	5-12	2-4	2-2	1	0	14	4	1	0	3	20	
Sutton	0-0	0-0	0-0	1	0	1	0	0	0	0	3	
Autry	1-1	0-0	0-0	0	0	2	0	0	0	0	1	
Thompson	5-7	0-0	2-2	4	2	12	1	1	4	0	24	
Chukwu	2-3	0-0	0-1	7	4	4	1	3	4	0	25	
Dourdas	0-0	0-0	0-0	0	0	0	0	0	0	0	1	
Belbey	0-0	0-0	0-0	0	0	0	0	0	0	0	2	
Battle	2-4	1-2	0-0	1	1	5	1	0	1	0	16	
Akintobi-Adeyeye	1-2	0-0	0-0	0	3	2	0	0	0	0	3	
Featherston	1-1	1-1	0-0	0	0	3	0	0	0	0	2	
Feldman	0-0	0-0	0-0	0	0	0	0	0	0	0	2	
TEAM	6											
TOTALS	37-68	13-24	14-21	54	16	101	25	10	11	5	200	
Total FG%	1st Half: 15-31	48.4%	2nd Half: 22-37	59.5%								Game: 54.4%
3-Pt. FG%	1st Half: 6-12	50.0%	2nd Half: 7-12	58.3%								Game: 54.2%
F Throw%	1st Half: 10-15	66.7%	2nd Half: 4-6	66.7%								Game: 66.7%
Deadball Rebounds:	5											

Officials: Pat Driscoll, Bill McCarthy, William Humes

Technical fouls: Syracuse-none, South Carolina State-none.

Attendance: 17,073

Score by Periods	1st	2nd	Total
South Carolina State	31	28	59
Syracuse	46	55	101

GAME 5

South Carolina 64
#18/16 Syracuse 50



Nov. 26 | Barclays Center | Brooklyn, N.Y.

No. 18/16 Syracuse had its four-game winning streak to start the season come to an end in a 64-50 setback against South Carolina in the Brooklyn Hoops Holiday Classic. The Orange never led as they suffered their first setback of the season.

"We have some work ahead of us. These game tell you that. We have another one Tuesday night that will tell us the same thing - what we have to work on. Hopefully we'll learn from it." - Jim Boeheim

Tyler Lydon led Syracuse with 18 points and seven rebounds. Andrew White III and Frank Howard added 10 points apiece.

South Carolina (6-0) jumped out to an early lead, scoring the first six points of the game. The Orange (4-1) were able to cut the deficit to one, the second time coming at 12-11, but the Gamecocks answered with eight straight points to take a 20-11 lead. Syracuse continued to try to chip away at South Carolina's lead, but a deep 3-pointer as the shot clock was winding down by Duane Notice gave the Gamecocks their largest lead of the first half, 37-24, with 1:02 on the clock. A pair of free throws by Taurean Thompson brought Syracuse within 11, 37-26, at intermission.

Lydon led the Orange with 10 points in the first half. Syracuse shot just 34.8 percent (8-of-23) from the field and had 11 turnovers.

The Gamecocks pushed their lead to 12, 40-28, in the opening minutes of the second half before Lydon sparked a Syracuse comeback attempt. He scored six straight points to start a 10-2 scoring run that brought the Orange within four, at 42-38.

South Carolina answered, going back up by eight, 47-39. Four consecutive free throws for Syracuse again cut the deficit to four, 47-43, but that was as close as it could get. The Gamecocks continued to build their lead, extending the advantage to as many as 16 points in the closing minute.

The Orange shot 31.8 percent (41-of-44) from the field, while South Carolina shot 45.1 percent (23-of-51) from the floor. The Gamecocks controlled the inside, outscoring Syracuse, 30-8, in the paint.

Visitor: South Carolina (6-0)

PLAYER	FG-FGA	3G-3GA	FT-FTA	R	PF	TP	A	TO	B	S	MP	
Katsar	f 7-9	0-0	2-2	2	3	16	0	2	0	2	30	
Silva	f 1-4	0-0	1-2	6	3	3	1	2	0	0	16	
Thornwell	g 3-6	1-2	9-10	6	3	16	5	3	0	3	31	
Notice	g 2-7	2-4	1-2	3	3	7	2	1	0	1	32	
Dozier	g 7-16	1-4	0-0	10	3	15	1	3	0	3	29	
Gravett	1-4	0-2	0-0	3	1	2	2	1	0	2	21	
Felder	0-0	0-0	0-0	0	2	0	0	0	0	0	2	
Blanton	1-1	0-0	0-0	0	0	2	0	0	0	0	4	
Gueye	0-0	0-0	0-0	0	2	0	0	0	0	0	4	
McKie	1-2	0-1	1-3	2	0	3	1	2	0	0	16	
Keita	0-2	0-0	0-0	1	1	0	1	1	1	1	15	
TEAM	4											
Totals	23-51	4-13	14-19	37	21	64	13	15	1	12	200	
Total FG%	1st Half: 14-28	50.0%	2nd Half: 9-23	39.1%								Game: 45.1%
3-Pt. FG%	1st Half: 3-7	42.9%	2nd Half: 1-6	16.7%								Game: 30.8%
F Throw%	1st Half: 6-9	66.7%	2nd Half: 8-10	80.0%								Game: 73.7%
Deadball Rebounds:	2											

Home: Syracuse (4-1)

PLAYER	FG-FGA	3G-3GA	FT-FTA	R	PF	TP	A	TO	B	S	MP	
Lydon	f 5-12	3-5	5-6	7	2	18	0	6	0	1	35	
Roberson	f 0-3	0-0	1-2	6	2	1	0	2	0	0	21	
Coleman	c 1-2	0-0	2-4	4	2	4	1	0	0	1	15	
Howard	g 3-7	1-2	3-7	3	0	10	3	1	0	2	24	
White	g 3-9	1-5	3-4	3	2	10	0	1	0	1	34	
Gillon	1-1	1-1	0-1	1	0	3	3	5	0	1	28	
Thompson	1-6	0-1	2-2	2	4	4	0	2	0	0	13	
Chukwu	0-2	0-0	0-0	4	4	0	0	1	0	1	17	
Battle	0-2	0-1	0-0	0	0	2	0	2	0	1	13	
TEAM	3											
TOTALS	14-44	6-15	16-26	30	19	50	9	17	2	6	200	
Total FG%	1st Half: 8-23	34.8%	2nd Half: 6-21	28.6%								Game: 31.8%
3-Pt. FG%	1st Half: 4-8	50.0%	2nd Half: 2-7	28.6%								Game: 40.0%
F Throw%	1st Half: 6-9	66.7%	2nd Half: 10-17	58.8%								Game: 61.5%
Deadball Rebounds:	4											

Officials: Brent Hampton, Tony Green, Lamar Simpson

Technical fouls: Syracuse-none, South Carolina-none.

Attendance: 8,733

Score by Periods	1st	2nd	Total
South Carolina	37	27	64
Syracuse	26	24	50

GAME 6

#17/17 Wisconsin 77
#22/24 Syracuse 60



Nov. 29 | Kohl Center | Madison, Wisc.

Andrew White III led a group of three players that scored in double figures but it wasn't enough as #22/24 Syracuse lost to #17/17 Wisconsin, 77-60, in the ACC/Big 10 Challenge at the Kohl Center. It marked the second consecutive season the teams met during the event.

"We have a lot of guys that are trying to figure out just exactly what we are doing. I think they will learn it, but they haven't got it yet." - Jim Boeheim

White III scored all of his team-high 14 points in the first half as he extended his streak of double-figure scoring games to six. DaJuan Coleman finished with 12 points, while John Gillon added 10 points off the bench.

The Badgers (6-2) used an 11-2 scoring run over a span of 2:06 to take a 21-10 lead. Wisconsin hit four 3-pointers during the run as it hit on five of its first six attempts from behind the arc. Tyler Lydon halted the run, ending a Syracuse scoring drought of four minutes, but the Badgers took their largest lead of the half at 28-14 with 10:01 on the clock.

White connected on one of his four first-half 3-pointers to spark an 8-1 Syracuse scoring run that cut the lead to 29-22. With the Badgers leading 36-25, the Orange used a 12-3 offensive outburst to get within two, 39-37, at the 1:48 mark, and Wisconsin took a 43-39 into the locker room at halftime.


The Badgers outscored Syracuse, 15-2, in the first five-plus minutes of the second half to extend its advantage to 58-41 with 14:21 remaining. Six straight points from the Orange cut the deficit to 11, 58-47, but that was close as Syracuse (4-2) could get. The Badgers continued to extend their lead, taking it largest lead on Hayes' dunk with 53 seconds remaining, which gave Wisconsin the 77-60 victory.

The difference in the game was the outside shooting. Syracuse struggled, hitting just 6-of-23 attempts from 3-point range, while the Badgers were 11-of-23. Wisconsin out-rebounded the Orange, 40-25, and posted an 18-8 advantage in second-chance points.

Visitor: Syracuse (4-2)

PLAYER	FG-FGA	3G-3GA	FT-FTA	R	PF	TP	A	TO	B	S	MP	
Lydon	f 4-9	1-6	0-0	5	3	9	2	1	0	0	36	
Roberson	f 0-2	0-0	0-0	2	3	0	0	0	0	1	13	
Coleman	c 5-7	0-0	2-2	3	3	12	0	0	0	1	30	
Howard	g 2-8	1-4	2-2	1	0	7	2	1	0	3	16	
White	g 5-15	4-9	0-0	5	2	14	0	2	1	2	39	
Gillon	3-6	0-2	4-5	1	1	10	4	2	0	1	24	
Thompson	1-4	0-0	2-2	4	2	4	0	1	1	1	16	
Chukwu	0-0	0-0	0-0	1	0	0	0	1	0	0	7	
Battle	1-4	0-2	2-2	4	4	1	2	0	0	0	20	
Akintobi-Adeyeye	0-0	0-0	0-0	1	0	0	0	0	0	0	0+	
TEAM	1											
Totals	21-55	6-23	12-13	25	18	60	9	10	3	9	200	
Total FG%	1st Half: 12-27	44.4%	2nd Half: 9-28	32.1%								Game: 28.2%
3-Pt. FG%	1st Half: 5-13	38.5%	2nd Half: 1-10	10.0%								Game: 26.1%
F Throw%	1st Half: 10-10											

GAME 10

Georgetown 78
Syracuse 71 

Dec. 17 | Carrier Dome | Syracuse, N.Y.

Tyler Lydon tallied a career-high 29 points paired with nine rebounds, but Syracuse (6-4) was topped by former BIG EAST Conference rival Georgetown (7-4), 78-71.

"Right now we're just making too many mistakes, things you just can't do when you get in tough games. You have to be able to take care of the ball and make plays, and obviously make some free throws when you have to have them. We're just not doing enough things right to win the game right now." - Jim Boeheim

The largest on-campus crowd in college basketball this season, 25,131, was on hand for Pearl Washington Day at the Dome. The University celebrated the life of Washington, one of the legendary performers in the early days of the BIG EAST Conference, with a halftime ceremony. The number 31 was affixed to Jim Boeheim Court at the very spot where Washington hit a game-winning, halfcourt shot against Boston College. The Orange wore throwback uniforms designed after the ones Washington and his teammates wore.

Lydon hit 12-of-13 from the field, including 3-of-3 on his 3-point attempts, and 2-of-5 free throws, posting the highest single-game scoring effort by a Syracuse player this season.

For the second-straight game, a White III 3-pointer began the action for Syracuse. The Orange got off to a quick start, thanks in part to an 8-0 run that provided Syracuse with its largest lead of the game, 11-4. Back-to-back 3-pointers from Georgetown's Rodney Pryor and LJ Peak gave the Hoyas their first lead, 23-22, with 6:20 left in the first half. The two teams traded baskets and entered the intermission tied for the fourth time at 33-33.

The game was knotted three more times in the early going of the second half before the Hoyas grabbed the advantage for good, 44-42, on a lane jumper from Bradley Hayes. After Georgetown increased its lead to five, 51-46, the Orange made several runs, shaving the margin to one point on three different occasions. Lydon who tallied 20 of his 29 in the second half, connected on a 3-pointer with 5:13 remaining to pull Syracuse close, 60-59.

Georgetown answered by scoring seven of the next eight points and closed out the contest.

Visitor: Georgetown (7-4)

PLAYER	FG-FGA	3G-3GA	FT-FTA	R	PF	TP	A	TO	B	S	MP
Agau	f 2-2	0-0	2-2	1	2	6	0	1	0	0	8
Pryor	f 6-11	3-6	5-5	6	1	20	3	4	1	1	34
Peak	g 7-12	2-3	7-9	11	4	23	4	5	1	0	38
Mosely	g 1-1	0-0	0-0	1	2	0	0	0	0	0	6
Govan	g 4-10	0-0	4-5	10	3	12	1	1	1	0	23
Campbell	0-3	0-2	0-0	2	0	0	2	1	0	3	15
Mulmore	1-2	1-1	2-2	0	1	5	3	0	0	2	23
Cameron	1-2	0-0	0-0	1	0	2	1	3	0	0	12
Derrickson	1-6	0-1	2-2	3	3	4	2	2	2	0	20
Johnson	0-0	0-0	0-0	0	0	0	0	0	0	0	3
Mourning	0-1	0-0	0-0	1	0	0	0	0	0	0	3
Hayes	2-3	0-0	0-0	4	4	4	0	1	0	0	15
TEAM				2				1			
Totals	25-53	6-14	22-25	41	20	78	16	19	5	6	200
Total FG%	1st Half: 11-25	44.0%	2nd Half: 14-28	50.0%	Game: 47.2%						
3-Pt. FG%	1st Half: 3-8	37.5%	2nd Half: 3-6	50.0%	Game: 42.9%						
F Throw%	1st Half: 8-9	88.9%	2nd Half: 14-16	87.5%	Game: 88.0%						
Deadball Rebounds:	4										

Home: Syracuse (6-4)

PLAYER	FG-FGA	3G-3GA	FT-FTA	R	PF	TP	A	TO	B	S	MP
White	f 3-11	2-8	4-7	4	3	12	1	0	0	2	40
Lydon	f 12-13	3-3	2-5	9	3	29	2	0	1	1	36
Coleman	c 1-3	0-0	0-0	2	3	2	0	2	0	0	14
Howard	g 2-6	0-2	0-0	1	3	4	4	6	0	3	28
Gillon	g 4-14	2-4	3-4	3	4	13	2	1	0	3	37
Thompson	2-8	0-2	5-7	4	9	1	3	2	1	27	
Roberson	0-0	0-0	0-2	1	0	0	0	0	0	0	6
Battle	1-2	0-1	0-0	2	3	2	0	1	0	0	12
TEAM				4							
Totals	25-57	7-20	14-25	30	23	71	10	13	3	10	200
Total FG%	1st Half: 10-28	35.7%	2nd Half: 15-29	51.7%	Game: 43.9%						
3-Pt. FG%	1st Half: 5-14	35.7%	2nd Half: 2-6	33.3%	Game: 35.0%						
F Throw%	1st Half: 8-13	61.5%	2nd Half: 6-12	50.0%	Game: 56.0%						
Deadball Rebounds:	2										

Officials: Les Jones, Lamar Simpson, Joe Lindsay
Technical fouls: Syracuse-none, Georgetown-none.
Attendance: 25,131

Score by Periods	1st	2nd	Total
Georgetown	33	45	78
Syracuse	33	38	71

GAME 11

Syracuse 105
Eastern Michigan 57 

Dec. 19 | Carrier Dome | Syracuse, N.Y.

Eight players scored in double digits and the Orange (7-4) defeated Eastern Michigan (6-5), 105-57 at the Carrier Dome. The game marks the second time that the Orange have surpassed the century mark in scoring this season.

"We made a lot of shots and we got the ball in the right places and got some really good looks. When we get those open looks we can make those. I thought (the) defense was better and I thought, in the second half, our rebounding was better."
- Jim Boeheim

Tyus Battle led the team in scoring for the first time in his career, tallying 18 points off the bench. Andrew White III scored in double digits for his 11th-straight game with 14 points, while John Gillon also added 14. Tyler Lydon and DaJuan Coleman each had 12. Frank Howard had 11 assists and posted his third double-double of the campaign.

Syracuse tallied 34 assists on 37 baskets. The assist total was the club's highest since producing 34 against Morgan State on Dec. 10, 2010. The Orange unit assisted on the team's first 23 baskets in the game, a stretch that carried over into the second half.

The Orange raced to a 17-4 lead in the first 7:11 of play. The lead swelled to 28 by halftime, 52-24. The point outburst represented the best first-half effort of the season for Syracuse. At the intermission, Lydon had 12 points and Battle had 10, and six different Syracuse performers had connected on 3-point attempts.

Syracuse cemented yet another long run, this time 13-4, to start second-half action. Gillon tallied eight of those points from a pair of 3-pointers and a layup under pressure. The Orange advantage eventually reached 48 and Syracuse emerged with a 105-57 victory.

The Orange defense was effective as Eastern Michigan entered the game averaging close to 85 points per game. Syracuse limited the Eagles to 23-of-66 (.348) from the field, including a 5-of-26 (.192) effort on 3-point attempts.

Visitor: Eastern Michigan (6-5)

PLAYER	FG-FGA	3G-3GA	FT-FTA	R	PF	TP	A	TO	B	S	MP
Bond	f 3-7	2-4	0-1	2	3	8	3	1	1	2	30
Brown	f 0-5	0-0	4-4	6	1	4	2	5	0	1	20
Steele	c 2-4	0-0	0-0	1	1	4	0	0	0	1	18
Lee	g 1-6	0-3	0-0	1	2	2	1	5	0	2	13
Mangum IV	g 4-20	2-13	0-0	5	2	10	3	4	0	2	36
Brown	0-1	0-1	0-0	1	0	0	0	0	0	0	10
Nobles	5-11	1-5	0-2	10	3	11	2	3	0	1	37
Nobles	0-0	0-0	0-0	0	1	0	0	0	0	0	7
Jones	5-7	0-0	2-5	0	5	12	0	1	0	0	13
Wofford-Humphrey	0-0	0-0	0-0	0	0	0	0	1	0	0	1
Madray	3-5	0-0	0-0	1	2	6	0	0	0	0	15
TEAM				6							
Totals	23-66	5-26	6-12	33	20	57	11	20	1	9	200
Total FG%	1st Half: 10-35	28.6%	2nd Half: 13-31	41.9%	Game: 34.8%						
3-Pt. FG%	1st Half: 2-12	16.7%	2nd Half: 3-14	21.4%	Game: 19.2%						
F Throw%	1st Half: 2-2	100.0%	2nd Half: 4-10	40.0%	Game: 50.0%						
Deadball Rebounds:	2										

Home: Syracuse (7-5)

PLAYER	FG-FGA	3G-3GA	FT-FTA	R	PF	TP	A	TO	B	S	MP
Lydon	f 5-13	2-6	4-6	10	2	16	2	1	0	0	38
Coleman	c 5-10	0-1	0-2	10	3	10	0	2	2	0	22
Howard	g 2-9	0-2	0-0	2	4	4	2	4	0	0	15
White	g 1-6	0-2	0-1	7	3	2	2	4	0	0	37
Gillon	g 1-7	0-3	3-5	2	1	5	4	1	0	0	30
Sutton	0-1	0-1	0-0	0	0	0	0	1	0	0	2
Autry	0-1	0-1	0-0	1	0	0	0	0	0	0	2
Thompson	4-6	0-1	2-2	4	5	10	0	2	0	0	19
Roberson	0-3	0-0	0-0	1	1	0	0	0	0	0	7
Belbey	0-1	0-0	0-0	0	0	0	0	0	0	0	2
Battle	2-8	1-6	3-4	1	4	8	3	5	0	2	22
Akitinbi-Adeyeye	1-1	0-0	0-1	0	2	0	0	0	0	1	2
Feldman	1-1	1-1	0-0	2	0	3	0	0	0	0	2
TEAM				7							
Totals	37-63	15-28	16-25	45	14	105	34	17	8	15	200
Total FG%	1st Half: 19-32	59.4%	2nd Half: 18-31	58.1%	Game: 58.7%						
3-Pt. FG%	1st Half: 8-14	57.1%	2nd Half: 7-14	50.0%	Game: 53.6%						
F Throw%	1st Half: 6-9	66.7%	2nd Half: 10-16	62.5%	Game: 60.0%						
Deadball Rebounds:	4										

Officials: John Gaffney, Gary Prager, Wally Rutecki
Technical fouls: Syracuse-none, Eastern Michigan-none.
Attendance: 16,778

Score by Periods	1st	2nd	Total
Eastern Michigan	24	33	57
Syracuse	52	53	105

GAME 12

St. John's 93
Syracuse 60 

Dec. 21 | Carrier Dome | Syracuse, N.Y.

A pair of substantial Red Storm runs halted the Orange, as Syracuse (7-5) was defeated by former BIG EAST foe St. John's (6-7), 93-60, on Wednesday night at the Carrier Dome.

"This game is all on me. I didn't get them ready to do what we needed to do. We just didn't execute on defense or offense and St. John's did and that was the game."
- Jim Boeheim

Tyler Lydon tallied his sixth-career double-double with a team-leading 16 points and 10 rebounds. DaJuan Coleman also had his sixth-career double-double with 10 points and 10 rebounds.

Andrew White III had a season-high seven rebounds, while Tarean Thompson added 10 points and four boards. Tyus Battle also added eight points to the offensive effort.

The clubs kept action close to start and were tied, 14-14. St. John's quickly picked up momentum and took control with a game-deciding 12-0 run to lead, 26-14. The Orange never regained the lead.

'Cuse managed to cut the Red Storm lead to nine late in the half, but St. John's pushed forward to secure a 10-point 39-29 lead heading to the locker room.

St. John's didn't slow down in the second half, as the Red Storm came back to tally a lengthy 15-0 run to sit atop of the Orange, 74-48, with 7:54 left on the clock.

Syracuse trailed by as much as 37 points in the second half, but cut the final Red Storm lead to 33 to close out action at the Carrier Dome, 93-60.

The game marked the 91st meeting between the Orange and the Red Storm.

Visitor: St. John's (6-7)

PLAYER	FG-FGA	3G-3GA	FT-FTA	R	PF	TP	A	TO	B	S	MP
Yakwe	f 3-5	0-0	1-2	8	3	7	1	0	0	0	19
Lovett	f 3-7	1-3	0-1	6	0	7	9	3	0	0	36
Ellison	g 5-12	3-5	3-4	6	1	16	5	0	0	0	31
Ahmed	g 7-11	2-4	4-6	5	2	20	3	1	0	2	27
Ponds	g 7-15	4-11	3-4	6	3	21	7	0	1	4	34
Owens	4-5	0-0	1-2	4	3	9	1	1	4	2	19
Hollifield	2-2	0-0	0-2	0	2	4	0	1	0	0	3
Freudenberg	3-7	2-6	1-2	2	2	9	1	0	1	0	19
Cole	0-0	0-0	0-2	1	0	0	0	0	0	0	3
Williams	0-0	0-0	0-0	1	1	0	0	0	0	0	0
Madray	3-5	0-0	0-0	1	2	6	0	0	0	0	15
TEAM				3							
Totals	34-64	12-29	13-25	42	17	93	27	9	6	8	200
Total FG%	1st Half: 14-35	40.0%	2nd Half: 20-29	69.0%	Game: 53.1%						
3-Pt. FG%	1st Half: 7-18	38.9%	2nd Half: 5-11	45.5%	Game: 41.4%			</			

GAME 16

Syracuse 77
Pittsburgh 66



Jan. 7 | Carrier Dome | Syracuse, N.Y.

Four double-digit scoring performances secured the second-straight ACC victory for the Orange, and Syracuse (10-6, 2-1 ACC) defeated Pittsburgh (12-4, 1-2 ACC), 77-66. The victory stopped a five-game losing streak to the Panthers.

"It was a really great effort. Pittsburgh is a tremendous offensive team. I think one of the best offensive teams in the country. They showed that in the second half. The first half, the defense was the difference."
- Jim Boeheim

Andrew White III led the Orange in scoring for the ninth time this season, as the graduate transfer tallied 21 points and seven rebounds on the night. It marked his 15th double-digit scoring game this season.

John Gillon had 20 points. He posted his second-straight double-digit assist game with a career-high tying 11 on the night to complete his first double-double in the Orange uniform. Gillon converted 6-of-12 3-point baskets to tie his highest triple basket count of the season.

With the game tied 6-6 and just under 16 minutes to play in the first, Syracuse went on a game-deciding 30-2 run, thanks to eight Orange three-point baskets. Tyus Battle contributed three, while White III and Gillon had two apiece. Tyler Lydon converted the final 3-pointer of the run.

The Panthers tried to close the gap and tallied a quick 7-0 run, but a Taurean Thompson jump shot ended it. The Orange led by as many as 28 points and tied its lowest point total allowed in the first half this season.

The Panthers opened the second half with an 8-2 run, but Gillon and White III sank back-to-back three-point baskets to extend the lead back to 21, 50-29. With under six minutes on the clock, Pitt tallied a late 8-0 run to come within 14 of the Orange. The stretch was stopped by a dunk through traffic from Lydon, with the assist credited to Gillon. Syracuse held the Panthers off for the remainder of the game, sealing the game on top, 77-66.

Tyler Roberson set a new career-high with a team-leading six blocks, while adding a team-high 10 rebounds for his third double-digit board game of the season. Battle tallied 15 points and a career-high five rebounds. Lydon rounded out Syracuse's double-digit scorers with 13. Battle, Gillon and White each logged 40 minutes of court time.

Visitor: Pittsburgh (12-4, 1-2 ACC)												
PLAYER	FG-FGA	3G-3GA	FT-FTA	R	PF	TP	A	TO	B	S	MP	
Artis	f	6-14	4-9	7-9	5	2	23	1	4	1	0	38
Young	f	6-15	1-2	4-4	7	3	17	0	0	0	1	33
Jeter	f	3-10	0-0	6-7	11	2	12	2	3	3	31	
Jones	g	3-5	0-0	1-1	2	2	7	2	0	0	0	35
Johnson	g	2-10	1-7	2-2	6	2	7	4	1	0	0	35
Wilson	g	0-0	0-0	0-0	0	2	0	0	0	0	0	3
Luther	g	0-1	0-0	0-0	1	1	0	2	1	0	1	16
Kihncart	g	0-0	0-0	0-0	0	0	0	0	1	0	0	2
Milligan	g	0-2	0-1	0-0	2	0	0	0	1	0	0	7
TEAM							3				1	
TOTALS		20-57	6-19	20-23	37	14	66	11	12	4	5	200
Total FG%	1st Half: 6-29	20.7%	2nd Half: 14-28	50.0%								Game: 35.1%
3-Pt. FG%	1st Half: 0-7	0.0%	2nd Half: 6-12	50.0%								Game: 31.6%
F Throw%	1st Half: 9-9	100.0%	2nd Half: 11-14	78.6%								Game: 87.0%
Deadball Rebounds:		1										


Home: Syracuse (10-6, 2-1)												
PLAYER	FG-FGA	3G-3GA	FT-FTA	R	PF	TP	A	TO	B	S	MP	
White	f	7-14	4-8	3-4	7	3	21	0	3	1	2	40
Lydon	f	5-9	1-2	2-2	5	4	13	3	1	2	0	34
Thompson	c	2-3	0-0	0-0	0	3	4	0	1	0	0	10
Gillon	g	6-16	6-12	2-2	2	2	20	11	4	0	2	40
Battle	g	6-9	3-5	0-0	1	1	15	1	0	0	3	40
Roberson	g	2-3	0-0	0-0	10	2	4	2	0	6	0	36
TEAM							4				1	
TOTALS		28-54	14-27	7-8	29	15	77	17	10	9	7	200
Total FG%	1st Half: 16-27	59.3%	2nd Half: 12-27	44.4%								Game: 51.9%
3-Pt. FG%	1st Half: 8-16	50.0%	2nd Half: 6-11	54.5%								Game: 51.9%
F Throw%	1st Half: 2-2	100.0%	2nd Half: 5-6	83.3%								Game: 87.5%
Deadball Rebounds:		0										

Officials: Mike Eades, Lee Cassell, Brian O'Connell
Technical fouls: Syracuse-none, Pittsburgh-none.
Attendance: 20,034

Score by Periods	1st	2nd	Total
Pittsburgh	21	45	66
Syracuse	42	35	77

GAME 17

Virginia Tech 83
Syracuse 73



Jan. 10 | Cassell Coliseum | Blacksburg, Va.

Taurean Thompson led the Orange in scoring and had a career-high eight rebounds, but the Orange (10-7, 2-2 ACC) were topped by Virginia Tech (13-3, 2-2 ACC), 83-73, at Cassell Coliseum in Blacksburg, Va.

"I thought our interior defense was not good in either half and that was a big key. Offensively, we didn't get anything accomplished that we wanted to. Part of that was their defense was really good."
- Jim Boeheim

Leading the Orange offense for the first time in his career, Thompson added 18 points to his career rebounding night, converting 7-of-13 from the field and 4-of-7 from the charity stripe. Thompson also added a team-leading three blocks.

Tyler Roberson marked his third double-double of the season with 14 points and a team-leading 10 rebounds off the bench.

The Hokies took an early 11-2 run to sit atop the Orange, 16-7. Unsatisfied, Syracuse came back to match the run with an equal stretch of their own to tie the game, 18-18, with 9:13 left on the clock.

Virginia Tech pushed forward with momentum and converted a 6-2 run to take the lead, 37-31, heading to the locker room. The Hokies would use the short run to remain on top for the remainder of the game.

White III tallied 13 points, three rebounds and two assists in the first half alone, while the graduate transfer finished the contest with 15 points to mark his 16th game this season in double figures. He also had six rebounds on the night.

The clubs traded equal 8-0 runs to open up the second half. The Virginia Tech eight-point scoring stretch put the Hokies up, 45-33, but the Orange brought the game back within four, 45-41, thanks to eight-straight points combined from White III, Thompson and Gillon.

Trailing by eight points, Syracuse established a 5-0 run from the pair of Roberson and Battle to come within three, 51-48.

The Orange fell behind once again, but regained momentum and established a late 10-2 run to bring the game back within six, 74-68. The Hokies continued the forward push to close out the conference matchup with the win, 83-73.

Visitor: Syracuse (10-7, 2-2 ACC)												
PLAYER	FG-FGA	3G-3GA	FT-FTA	R	PF	TP	A	TO	B	S	MP	
White	f	5-14	1-4	4-4	6	3	15	3	1	1	1	40
Lydon	f	1-5	0-2	0-0	7	2	2	1	0	0	1	29
Thompson	c	7-13	0-0	4-7	8	3	18	0	2	3	0	32
Gillon	g	2-9	1-4	4-4	3	1	9	3	2	0	0	27
Battle	g	5-11	3-6	0-0	1	3	13	1	3	1	1	40
Howard	g	1-5	0-1	0-0	0	4	2	4	0	0	0	13
Roberson	g	7-8	0-0	0-1	10	4	14	0	3	2	0	19
TEAM							3					
TOTALS		28-65	5-17	12-16	38	20	73	12	11	7	3	200
Total FG%	1st Half: 11-29	37.9%	2nd Half: 17-36	47.2%								Game: 43.1%
3-Pt. FG%	1st Half: 3-8	37.5%	2nd Half: 2-9	22.2%								Game: 29.4%
F Throw%	1st Half: 6-6	100.0%	2nd Half: 6-10	60.0%								Game: 75.0%
Deadball Rebounds:		1										

Home: Virginia Tech (13-3, 2-2)												
PLAYER	FG-FGA	3G-3GA	FT-FTA	R	PF	TP	A	TO	B	S	MP	
Robinson	g	0-1	0-1	0-0	0	5	0	2	0	0	1	14
Bibbs	g	5-13	2-6	6-8	7	2	18	3	2	0	0	37
Hill	g	4-11	3-7	2-2	4	2	13	3	1	0	0	35
Clarke	f	5-6	0-0	7-10	7	1	17	6	2	0	1	33
LeDay	f	9-13	1-2	3-6	6	2	22	1	0	0	0	35
Sy	g	0-1	0-0	0-0	1	1	0	0	0	1	0	6
Allen	g	4-7	2-2	1-1	2	1	11	5	1	1	1	31
Outlaw	g	1-5	0-2	0-0	2	3	2	0	1	0	1	9
TEAM							2					
TOTALS		28-57	8-20	19-27	31	17	83	20	6	3	3	200
Total FG%	1st Half: 14-31	45.2%	2nd Half: 14-26	53.8%								Game: 49.1%
3-Pt. FG%	1st Half: 4-10	40.0%	2nd Half: 4-10	40.0%								Game: 40.0%
F Throw%	1st Half: 5-7	71.4%	2nd Half: 14-20	70.0%								Game: 70.4%
Deadball Rebounds:		0										

Officials: Bill Covington Jr., Michael Stephens, Gene Staterone
Technical fouls: Syracuse-none, Virginia Tech-none.
Attendance: 6,047

Score by Periods	1st	2nd	Total
Syracuse	31	42	73
Virginia Tech	37	46	83

GAME 18

Syracuse 76
Boston College 53



Jan. 14 | Carrier Dome | Syracuse, N.Y.

Tyus Battle led the Orange with a career-high 21 points in a revenge match with the Eagles, and Syracuse (11-7, 3-2 ACC) defeated Boston College (9-9, 2-3 ACC), 76-53.

"I think our defense is getting a little better. I think offensively, we didn't have a great offensive game but we still had a good game and I think our offense can still get better."

- Jim Boeheim

Tyler Lydon joined Battle in double digits with 16 points on the night, while sharing the team lead in rebounding with Tyler Roberson at six boards apiece.

In his sixth-straight double-digit scoring performance, Andrew White III added 13 points and three steals for the Orange. White III has found himself in double-digit scoring figures in 17-of-18 Syracuse outings this season.

Freshman Taurean Thompson, who finished the game with 10 points, began the action for Syracuse with six-straight points of his own.

After meeting at a 13-13 tie game with 12:30 to play in the first half, the Orange established a 22-9 run to mark a 13-point lead, 35-22, heading to the locker room. The margin marked the largest gap between the pair in the first half.

Syracuse used 15 first-half Boston College turnovers to convert 14 points from turnovers alone. The Orange committed just four in the first half and six on the game, the lowest total number for Syracuse this season. The Eagles went on to rack up 20 turnovers on the game, matching Eastern Michigan for an opponent high for the Orange.

Syracuse used a game-solidifying 13-0 run to establish a 27-point lead over the Eagles, 65-38. Lydon had eight points during the stretch. The advantage swelled to 28 before the game ended at 76-53.

It was the 71st meeting between the two schools, the 10th most-frequent rivalry at Syracuse.

Visitor: Boston College (9-9, 2-3 ACC)												
PLAYER	FG-FGA	3G-3GA	FT-FTA	R	PF	TP	A	TO	B	S	MP	
Tava	f	3-3	1-1	0-0	8	3	7	2	5	0	0	33
Turner	f	2-3	2-3	0-0	3	3	6	0	1	0	0	30
Jeffers	g	2-7	0-0	1-1	4	2	5	0	3	0	0	13
Bowman	g	1-9	1-6	0-0	7	2	3	1	6	0	0	28
Robinson	g	3-11	1-5	2-2	3	9	5	3	0	2	36	
Owens	g	0-0	0-0	0-0	2	2	0	0	1	0	4	
Reyes	g	1-1	0-0	0-1	0	0	2	0	0	0	0	2
Popovic	g	5-8	1-2	2-4	7	1	13	1	1	0	0	27
Sagay	g	0-1	0-0	0-0	0	0	0	0	0	0	0	2
Chatman	g	0-1	0-0	0-0	0	0	0	0	0	0	0	2
TEAM							0					
TOTALS		19-48	8-22	7-11	35	18	53	11	20	1	2	200
Total FG%	1st Half: 7-19	36.8%	2nd Half: 12-29	41.4%								Game: 39.6%
3-Pt. FG%	1st Half: 4-11	36.4%	2nd Half: 4-11	36.4%								Game: 36.4%
F Throw%	1st Half: 4-5	80.0%	2nd Half: 3-6	50.0%								Game: 63.6%
Deadball Rebounds:		2										

Home: Syracuse (11-7, 3-2 ACC)												
PLAYER	FG-FGA	3G-3GA	FT-FTA	R	PF	TP	A	TO	B	S	MP	
White	f	4-11	2-6	3-4	2	0	13	1	0	0	3	34
Lydon	f	6-10	0-2	4-4	6	2	16	1	2	2	2	33
Thompson	c	5-9	0-1	0-0	3	0	10	1	1	0	1	21
Gillon	g	1-6	0-3	2-2	3							

GAME 19

#9/9 North Carolina 85
Syracuse 68 

Jan. 16 | Smith Center | Chapel Hill, N.C.

Tyler Lydon was one of three Orange to score in double figures to lead Syracuse in its 85-68 setback at No. 9 North Carolina.

"I thought for us on the road, it was probably our best road game, doesn't look like it from the final score, but I really thought it was. I thought we showed a lot of good things."
- Jim Boeheim

Lydon was 11-of-14 from the field, including 3-of-5 from 3-point range on his way to a game-high 26 points. That total was just three shy of his career high set earlier this season against Georgetown. Andrew White III added 15 points, and Tyus Battle posted 13 points and a career-high four steals.

Taurean Thompson scored the first basket of the game to give Syracuse (11-8, 3-3) an early lead, but North Carolina (17-3, 5-1) responded with 12 consecutive points, forcing an Orange timeout. Tyler Roberson halted the Tar Heels' offensive outburst with six consecutive points to cut the deficit to four, 12-8, at the 13:03 mark.

A Lydon 3-pointer brought the Orange within two, 16-14, but North Carolina pushed the lead back to six with back-to-back baskets. Syracuse continued to chip away at the lead, but the Tar Heels answered each comeback attempt. A three-point play by Battle put Syracuse within five, 33-28, but North Carolina scored the next eight points to take its largest lead of the half, 40-28, and led 42-30 at halftime.

The Tar Heels opened the second half with a 3-pointer to extend the lead to 45-30. Lydon hit a 3-pointer, starting a 12-0 Orange scoring run that cut the deficit to 45-32, at the 16:27 mark. Battle had four points during the run.

North Carolina built its lead back up to 66-54 before White III hit a 3-pointer and Lydon hit a jumper to bring the Orange within seven at the 8:06 mark. That was as close as Syracuse could get as North Carolina continued to extend its lead and recorded the 85-68 victory.

Visitor: Syracuse (11-8, 3-3 ACC)

PLAYER	FG-FGA	3G-3GA	FT-FTA	R	PF	TP	A	TO	B	S	MP
White	f 5-13	5-9	0-0	2	4	15	1	3	2	0	39
Lydon	f 11-14	3-5	1-1	7	2	26	1	3	1	1	39
Thompson	f 2-5	0-0	0-0	2	2	4	2	1	0	1	12
Gillon	g 1-7	1-3	1-2	0	1	4	6	2	0	2	38
Battle	g 4-11	1-5	4-4	3	1	13	2	1	1	4	39
Howard	0-0	0-0	0-0	0	0	0	0	1	0	0	1
Sutton	0-0	0-0	0-0	1	0	0	0	0	0	0	1
Autry	0-0	0-0	0-0	0	0	0	0	0	0	0	1
Roberson	3-7	0-0	0-0	8	2	6	2	2	0	0	27
Belbey	0-1	0-1	0-0	0	0	0	0	0	0	0	1
Akinobu-Adeyeye	0-0	0-0	0-0	1	0	0	0	0	0	0	1
Feldman	0-1	0-1	0-0	0	0	0	0	0	0	0	1
TEAM	1										
Totals	26-59	10-24	6-7	24	13	68	14	13	4	8	200
Total FG%	1st Half: 11-26	42.3%	2nd Half: 15-33	45.5%	Game: 44.1%						
3-Pt. FG%	1st Half: 4-11	36.4%	2nd Half: 6-13	46.2%	Game: 41.7%						
F Throw%	1st Half: 4-5	80.0%	2nd Half: 2-2	100.0%	Game: 85.7%						
Deadball Rebounds:	3										


Home: North Carolina (17-3, 5-1)

PLAYER	FG-FGA	3G-3GA	FT-FTA	R	PF	TP	A	TO	B	S	MP
Meeks	f 7-10	0-0	1-2	12	2	15	1	3	0	2	32
Hicks	f 8-13	0-0	4-4	8	0	20	1	2	1	0	30
Jackson	f 8-19	2-8	1-1	10	1	19	4	2	1	0	33
Berry	g 4-7	2-5	0-0	1	2	10	1	2	0	1	31
Williams	g 2-7	2-6	0-0	1	1	6	4	0	0	2	27
Britt	0-1	0-1	0-0	0	0	3	0	0	0	1	12
Pinson	2-4	1-3	2-4	5	3	7	5	0	0	0	14
Rush	0-0	0-0	0-0	0	0	0	0	0	0	0	1
Coker	0-0	0-0	0-0	0	0	0	0	0	0	0	1
Robinson	0-0	0-0	0-0	0	1	0	0	0	0	0	3
Woods	0-2	0-1	0-2	3	1	1	0	0	0	0	3
Rohlman	0-0	0-0	0-0	1	0	0	0	0	0	0	1
White	0-0	0-0	0-0	0	0	0	0	0	0	0	1
Maye	4-5	0-0	0-2	2	2	8	2	0	0	0	13
TEAM	3										
TOTALS	35-68	7-24	8-15	44	13	85	22	9	2	6	200
Total FG%	1st Half: 18-38	47.4%	2nd Half: 17-30	56.7%	Game: 51.5%						
3-Pt. FG%	1st Half: 4-12	33.3%	2nd Half: 3-12	25.0%	Game: 29.2%						
F Throw%	1st Half: 2-4	50.0%	2nd Half: 6-11	54.5%	Game: 53.3%						
Deadball Rebounds:	3										

Officials: John Gaffney, Ron Groover, Doug Shows
Technical fouls: Syracuse-none, North Carolina-none.
Attendance: 20,588

Score by Periods	1st	2nd	Total
Syracuse	30	38	68
North Carolina	42	43	85

GAME 20

#15/15 Notre Dame 84
Syracuse 66 

Jan. 21 | Joyce Center | Notre Dame, Ind.

Tyler Lydon contributed a squad-best 24 points and 10 rebounds but it was not enough in an 84-66 loss to #15/15 Notre Dame. The Irish converted 11 3-pointers and out-rebounded the Syracuse by 11 in securing the victory.

"Offensively, we missed shots we have to make to be in the game. We play well at home. We have to go back home and have to play well and try get some momentum going."
- Jim Boeheim

Lydon connected on 7-of-13 from the field, including 2-of-4 3-pointers, and made all eight free-throw attempts.

Tyus Battle tallied double-digit points for the fifth straight outing, totalling 17 points. Andrew White III was in double digits for the 19th time this season with 16 points.

DaJuan Coleman, who had not played in the previous four games, saw significant minutes for the Orange and had seven rebounds to go with five points.

Lydon opened the game's scoring with a strong post move, but Notre Dame matched it with a layup by a V.J. Beacham and took the lead for good on a 3-pointer from Matt Farrell.

With the Irish up 14-6, Syracuse responded with six of the next eight points, including four from Lydon.

Notre Dame used an 8-0 run to establish a 12-point, 26-14, lead in the first half. The Irish advantage swelled to 15 points, but Syracuse scored the last five points of the half on two free throws from Lydon and a 3-pointer by White. Notre Dame led, 41-32, at the intermission. Beacham had accumulated 17 of his eventual 30 points by the break.

Lydon converted a dunk to start the second half to bring the difference to seven points, 41-34. Notre Dame answered with a 9-0 run to go ahead by 16, 50-34.

Farrell ran a balanced Irish attack with 15 points and nine assists. Bonzie Colson led all performers with 14 rebounds and added 10 points for the Irish.

Visitor: Syracuse (11-9, 3-4 ACC)

PLAYER	FG-FGA	3G-3GA	FT-FTA	R	PF	TP	A	TO	B	S	MP
White	f 6-13	3-7	1-2	3	2	16	0	1	1	1	38
Lydon	f 7-13	2-4	8-8	10	1	24	2	1	1	0	40
Thompson	f 0-4	0-0	0-0	2	4	0	0	2	0	0	9
Gillon	g 0-1	0-1	0-0	0	0	0	1	0	0	0	10
Battle	g 6-14	1-5	4-7	3	1	17	1	1	0	3	40
Howard	2-5	0-2	0-1	0	0	4	4	3	0	3	29
Coleman	2-3	0-0	1-2	7	4	5	0	1	0	1	23
Roberson	0-2	0-0	0-0	1	4	0	0	2	2	1	11
TEAM	2										
Totals	23-55	6-19	14-20	28	16	66	8	11	4	10	200
Total FG%	1st Half: 10-27	37.0%	2nd Half: 13-28	46.4%	Game: 41.8%						
3-Pt. FG%	1st Half: 3-9	33.3%	2nd Half: 3-10	30.0%	Game: 31.6%						
F Throw%	1st Half: 9-11	81.8%	2nd Half: 5-9	55.6%	Game: 70.0%						
Deadball Rebounds:	2										

Home: Notre Dame (17-3, 6-1)

PLAYER	FG-FGA	3G-3GA	FT-FTA	R	PF	TP	A	TO	B	S	MP
Beacham	f 12-22	6-10	0-0	7	2	30	1	1	2	1	38
Geben	f 1-1	0-0	5-6	4	3	7	0	0	0	0	17
Colson	f 4-8	0-0	6-6	14	3	14	3	1	0	0	24
Farrell	g 6-10	3-5	0-0	2	3	15	9	3	0	2	37
Vasturia	g 3-9	1-6	4-4	3	11	4	2	0	1	0	36
Plueger	2-4	1-3	0-0	2	5	3	0	0	0	3	24
Torres	1-2	0-0	0-0	5	2	2	0	1	0	1	12
Gibbs	0-0	0-0	0-0	1	0	0	0	3	0	1	8
Ryan	0-3	0-2	0-0	0	0	0	0	0	0	0	4
TEAM	1										
TOTALS	29-59	11-26	15-16	39	18	84	20	11	2	9	200
Total FG%	1st Half: 14-31	45.2%	2nd Half: 15-28	53.6%	Game: 49.2%						
3-Pt. FG%	1st Half: 7-14	50.0%	2nd Half: 4-12	33.3%	Game: 42.3%						
F Throw%	1st Half: 6-6	100.0%	2nd Half: 9-10	90.0%	Game: 93.8%						
Deadball Rebounds:	0										

Officials: Mike Eades, Jeff Clark, Earl Walton
Technical fouls: Syracuse-none, Notre Dame-none.
Attendance: 9,149

Score by Periods	1st	2nd	Total
Syracuse	32	34	66
Notre Dame	41	43	84

GAME 21

Syracuse 81
Wake Forest 76 

Jan. 24 | Carrier Dome | Syracuse, N.Y.

Andrew White III scored a season-high 27 points for the Orange and Syracuse (12-9, 3-4 ACC) tallied a come-from-behind win against Wake Forest (12-8, 3-5), 81-76.

"We made some really good plays. We haven't been in any really close games, and when you get in one for the first time it's not always that easy. They made really good plays when they had to."
- Jim Boeheim

White III surpassed 1,000 career points in the course of the evening (a total which included his play at Kansas and Nebraska). He posted a game-high five 3-pointers and was 10-of-10 from the free throw line on the evening. The 27-point game marks the 20th outing this season in double-digit figures for White III.

Trailing by eight points with 10:23 remaining, Syracuse mounted its comeback. The Orange narrowed the gap to three points twice, first on a 3-pointer by John Gillon and then on a layup from Taurean Thompson. Tyler Lydon followed Thompson's bucket with a 3-pointer to knot the score at 57-57. The contest was tied a 10th and 11th time before the Orange took charge.

After Thompson's basket tied things at 61-61, Tyus Battle converted a conventional three-point play and Thompson followed with his own three-point sequence after a nice pass from Gillon. The 8-0 run put Syracuse ahead, 67-61, with 4:25 remaining. Seven straight points from the Demon Deacons, including four from John Collins, put the visitors ahead, 68-67. The matchup was tied a 12th time when Gillon made one-of-two from the charity stripe, and White III followed with a 3-pointer with 1:23 left to push the Orange in front, 71-68.

Wake Forest got within one point three more times, the last at 76-75 with nine seconds left before the Orange closed it out with two free throws apiece from White III and Thompson.

Thompson finished with 18 points, 16 of which came in the second half. Lydon tallied double-digit numbers for the 13th time in his last 14 games, posting 15 points and a team-leading nine rebounds to the Orange effort.

The win marked the first time Syracuse had overcome a halftime deficit this season.

Visitor: Wake Forest (12-8, 3-5 ACC)

PLAYER	FG-FGA	3G-3GA	FT-FTA	R	PF	TP	A	TO	B	S	MP
Collins	f 9-14	0-0	5-6	12	4	23	0	2	1	1	32
Arians	f 1-5	1-5	0-0	0	1	3	2	0	0	0	22
Mitoglou	c 2-4	0-2	1-2	6	3	5	0	1	0	0	22
Woods	g 2-5	0-1	2-2	1	4	6	5	3	0	0	30
Crawford	g 4-10	2-6	3-4	3	4	13	5	4	0	0	33
Childress	3-7	2-4	3-3	3	3	10	2	0	0	3	23
Moore	2-4	0-0	4-6	2	8	0	0	0	0	0	8
Wilbekin	3-10	2-6	0-0	1	4	8	2	1	0	0	30
VanHorn	0-0	0-0	0-0	0	0	0	0	0	0	0	0+
TEAM	38										
Totals	26-59	7-24	17-23	37	25	76	16	12	1	4	200
Total FG%	1st Half: 13-34	38.2%	2nd Half: 13-25	52.0%	Game: 44.1%						
3-Pt. FG%	1st Half: 3-14	21.4%	2nd Half: 4-10	40.0%	Game: 29.2%						
F Throw%	1st Half: 3-6	50.0%	2nd Half: 14-17	82.4%	Game: 73.9%						
Deadball Rebounds:	3										

Home: Syracuse (12-9, 4-4 ACC)

PLAYER	FG-FGA	3G-3GA	FT-FTA	R	PF	TP	A	TO	B	S	MP
White	f 6-15	5-10	10-10	5	3	27	1	2	0	1	40
Lydon	f 5-12	3-6	2-2	9	4	15	5	1	2	0	40
Thompson	c 7-10	0-0	4-7	3	2	18	0	2	2	2	21
Gillon	g 2-4	1-3	1-2	2	1	6	6	3	0	3	29
Battle	g 3-9	0-4	3-5								

GAME 22

Syracuse **82**
#6/8 Florida State **66**



Jan. 28 | Carrier Dome | Syracuse, N.Y.

Four Orange players scored in double-digits led by a game-high 24 points from Andrew White III and the Orange (13-9, 5-4 ACC) defeated No. 6/8 Florida State (18-4, 6-3 ACC), 82-72.

"I thought everybody made a big play. When it was close we made plays, just like the other night. It was a close game, we made good plays down the stretch defensively." - Jim Boeheim

White III scored in double-digits for the 21st time, leading the Orange in scoring for the 11th outing this season. The graduate transfer also added nine rebounds and four steals

The Orange trailed 14-13 with 8:57 on the clock in the first half before going on a 31-12 run to claim an 18-point, 44-26, lead heading to the locker room. White III led the Orange in the first half with 13 points and five rebounds.

The Seminoles began the second-half with a 15-5 run to cut the Orange lead by 10 points to eight, 49-41. FSU continued the push, cutting Syracuse's advantage to just three, 54-51, with 12:22 to play. White III drained a 3-pointer to extend the lead back to six, 57-51, with 11:49 on the clock.

With Florida State within two points again, Lydon slammed an offensive rebound from a Tyus Battle 3-point attempt into the basket to give SU a four-point, 62-58, lead.

With Syracuse ahead, 69-67 with 3:20 remaining, John Gillon went to work. He scored Syracuse's final 13 points, including an 11-of-12 effort from the foul line. The Seminoles pulled within two twice during the stretch but the Orange did not relinquish the lead.

Gillon tallied 11 assists, marking his third double-digit assist outing this year. The graduate transfer also had 21 points for his second double-double of the season. Lydon had 14 points and 11 rebounds for his sixth double-double of the season and 11th in his career. He tied his career high with six blocked shots. Tyler Roberson added 10 points, and Battle tied his career high with four assists.

The win was Syracuse's first over a ranked team since beating No. 4 Virginia, 68-62, in last year's NCAA Tournament.

Visitor: Florida State (18-4, 6-3 ACC)

PLAYER	FG-FGA	3G-3GA	FT-FTA	R	PF	TP	A	TO	B	S	MP
Mann	f 0-3	0-0	3-4	3	3	2	2	0	0	0	25
Rathan-Mayes	f 5-10	4-9	2-6	2	4	16	5	2	0	0	32
Ojo	c 0-1	0-0	0-0	2	0	0	0	1	0	0	6
Isaac	g 5-9	1-2	8-10	12	4	19	0	2	2	0	28
Bacon	g 8-18	3-7	0-0	4	3	19	0	2	0	0	33
Cofer	g 0-1	0-0	0-0	1	0	0	1	0	0	0	6
Walker	g 1-3	0-0	1-2	0	2	3	1	1	0	2	9
Forrest	g 0-4	0-0	0-0	0	0	0	0	0	0	0	9
Savoy	g 0-2	0-1	0-0	0	0	0	1	1	0	0	2
Angala-Rodas	g 1-3	1-2	1-2	0	1	4	0	0	0	1	7
Koumadje	g 1-2	0-0	0-0	2	0	2	0	1	1	2	7
Smith	g 2-3	0-1	2-2	9	4	6	4	2	1	0	27
Allen	g 0-1	0-1	0-0	0	0	1	0	0	1	0	9
TEAM				4			1				
TOTALS	23-60	9-25	17-26	39	21	72	14	15	4	6	200
Total FG%	1st Half: 10-32	31.3%	2nd Half: 13-28	46.4%	Game: 38.8%						
3-Pt. FG%	1st Half: 1-8	12.5%	2nd Half: 8-17	47.1%	Game: 36.0%						
F Throw%	1st Half: 5-11	45.5%	2nd Half: 12-15	80.0%	Game: 65.4%						
Deadball Rebounds:	3										

Home: Syracuse (13-9, 5-4 ACC)

PLAYER	FG-FGA	3G-3GA	FT-FTA	R	PF	TP	A	TO	B	S	MP
Lydon	f 4-8	2-5	4-4	11	3	14	1	2	6	0	40
Thompson	c 1-4	0-1	0-0	1	4	2	0	1	0	0	7
White	g 8-17	4-11	4-4	9	2	24	1	4	0	4	40
Gillon	g 3-8	2-4	13-14	3	2	11	1	1	1	36	
Battle	g 3-10	1-3	2-2	4	2	9	4	1	0	3	37
Howard	g 1-3	0-0	0-0	1	3	2	2	3	0	0	7
Roberson	g 5-8	0-0	0-6	7	3	10	1	2	2	3	33
TEAM				6			1				
TOTALS	25-58	9-24	23-30	42	20	82	20	16	9	11	200
Total FG%	1st Half: 16-32	50.0%	2nd Half: 9-26	34.6%	Game: 43.1%						
3-Pt. FG%	1st Half: 4-12	33.3%	2nd Half: 5-12	41.7%	Game: 37.5%						
F Throw%	1st Half: 8-12	66.7%	2nd Half: 15-18	83.3%	Game: 76.7%						
Deadball Rebounds:	2										

Officials: Les Jones, Ed Corbett, Tim Clougherty
Technical fouls: Syracuse-none, Florida State-none.
Attendance: 24,978

Score by Periods	1st	2nd	Total
Florida State	26	46	72
Syracuse	44	38	82

GAME 23

Syracuse **100** OT
NC State **93**



Feb. 1 | PNC Arena | Raleigh, N.C.

John Gillon tallied a PNC Arena record 43 points and Syracuse (14-9, 6-4 ACC) rallied from a 16-point, second-half deficit to win at NC State (14-9, 3-7 ACC), 100-93, in overtime.

"Our guys made some unbelievable plays. It would have been easy to think you couldn't come back. They just made a couple unbelievable defensive plays and, all of a sudden, we're back in the game." - Jim Boeheim

Gillon scored 20 straight Syracuse points to close out the second half for the Orange. His 3-pointer with one second remaining in regulation put the contest in the extra session. Andrew White III took over in overtime, tallying nine of the 13 points for the Orange to seal the game. Syracuse did not miss a shot in the extra five minutes of play and secured its first road victory of the season.

Gillon's performance tied for the fourth-most points in school history, equaling the total current assistant coach Gerry McNamara had on March 18, 2004 against BYU in the NCAA tournament.

His nine 3-pointers broke the PNC Arena standard owned by former Davidson star Steph Curry, and equaled a Syracuse program mark shared by Trevor Cooney, James Southerland, Andy Rautins and Gerry McNamara.

With Syracuse trailing, 75-59, Gillon led a 17-2 run. He tallied four 3-pointers in the run to account for 12-of-17 points in the stretch that brought the Orange within one, 77-76, with 5:12 left on the clock.

NC State held on to its advantage for the next three minutes and increased it to four until Gillon sunk four unanswered free throws to tie the game, 84-84. A Wolfpack 3-pointer from Maverick Rowan with 10 seconds left put the hosts ahead. Gillon raced the ball up court and responded with his ninth 3-pointer.

Syracuse had constructed an eight-point margin in the first half. The Orange converted 54 percent of its shots from the field and, led by Gillon's 16 points in the opening period, were ahead 44-41 at the intermission.

White III ended up with a career-high 28 points.

Visitor: Syracuse (14-9, 6-4 ACC)

PLAYER	FG-FGA	3G-3GA	FT-FTA	R	PF	TP	A	TO	B	S	MP
White	f 11-19	3-8	3-4	2	3	28	1	3	1	4	45
Lydon	f 6-11	3-6	0-0	7	3	15	2	1	0	1	45
Thompson	c 3-6	0-0	2-3	4	4	8	2	0	2	1	23
Gillon	g 10-13	9-10	14-14	4	3	43	9	4	0	0	44
Battle	g 2-6	0-2	2-2	1	3	6	2	1	0	0	38
Howard	g 0-2	0-0	0-0	2	1	0	1	0	0	0	8
Roberson	g 0-0	0-0	0-0	3	1	0	0	2	0	0	22
TEAM				4							
TOTALS	32-57	15-26	21-23	27	18	100	17	11	3	6	225
Total FG%	1st Half: 15-28	53.8%	2nd Half: 14-26	53.8%	Game: 56.1%						
3-Pt. FG%	1st Half: 7-13	53.8%	2nd Half: 7-12	58.3%	Game: 57.7%						
F Throw%	1st Half: 7-9	77.8%	2nd Half: 8-8	100%	Game: 91.3%						
Deadball Rebounds:	1										

Home: NC State (14-9, 3-7 ACC)

PLAYER	FG-FGA	3G-3GA	FT-FTA	R	PF	TP	A	TO	B	S	MP
Abu	f 8-16	0-0	3-4	6	2	19	3	2	0	1	41
Rowan	f 11-23	8-18	1-1	2	1	31	1	2	1	2	45
Yurtesen	c 4-6	0-0	2-6	4	3	10	3	1	2	1	34
Henderson	g 5-8	4-6	2-3	2	5	16	2	2	0	0	28
Smith	g 4-8	2-6	3-4	11	1	13	15	2	0	1	43
Dorn	g 1-2	0-0	0-0	1	0	2	0	1	0	0	4
Johnson	g 0-2	0-0	0-0	2	5	0	4	1	0	1	19
Anyia	g 1-1	0-0	0-2	0	3	2	0	1	0	0	5
Kapita	g 0-0	0-0	0-0	1	1	0	0	1	0	0	6
TEAM				4			1				
TOTALS	34-66	14-32	11-20	33	21	93	28	14	3	6	225
Total FG%	1st Half: 16-30	53.3%	2nd Half: 16-30	53.3%	Game: 51.5%						
3-Pt. FG%	1st Half: 6-12	50.0%	2nd Half: 7-16	43.8%	Game: 43.8%						
F Throw%	1st Half: 3-6	50.0%	2nd Half: 7-11	63.6%	Game: 55.0%						
Deadball Rebounds:	7										

Officials: Mike Eades, Tim Nestor, Jeffery Anderson
Technical fouls: Syracuse-none, NC State-none.
Attendance: 16,346

Score by Periods	1st	2nd	OT	Total
Syracuse	44	43	13	100
NC State	41	46	6	93

GAME 24

Syracuse **66**
#9/11 Virginia **62**



Feb. 4 | Carrier Dome | Syracuse, N.Y.

Tyus Battle and Andrew White III tallied a game-leading 23 points apiece and Syracuse (15-9, 7-4 ACC) upset #9/11 Virginia (17-5, 7-3 ACC), 66-62 at the Carrier Dome.

"First half we were shooting three's, we were shooting jumpers, and we weren't getting any traction. Second half we were able to get to the basket." - Jim Boeheim

The victory occurred in front of 27,553 fans, the largest college basketball crowd this season, and was the second win for the Orange over a top-10 team in the past seven days. Syracuse defeated then #6/8 Florida State, on Jan. 28.

Battle's 23-point outing represented a career-best effort while White III reached double-digit points for the 23rd time in 24 games at Syracuse. It was White's fourth straight 20-point outing.

Down by 12 points at the half, 34-22, Syracuse used a 19-2 second-half opening run to turn the tables on Virginia. White III hit consecutive 3-pointers for the Orange and then Tyler Lydon broke a 36-36 deadlock with a long 3-pointer from beyond the top of the key to put Syracuse in front for the first time.

Two free throws from Battle pushed the advantage to six points, 47-41, with 8:54 to play. The Cavs stayed close and a baseline 3-pointer from London Perrantes pulled Virginia within one, 60-59, with 1:14 left. John Gillon answered with a basket in the lane and Syracuse secured the win on two free-throws each from Battle and White III.

The Orange converted 14-of-19 (.737) from the field, including 4-of-6 (.667) 3-pointers, after the intermission. Battle had 13 of his points in the second half.

Tyler Lydon finished with six points, a team-leading six rebounds, and three blocks.

Visitor: Virginia (17-5, 7-3 ACC)


PLAYER	FG-FGA	3G-3GA	FT-FTA	R	PF	TP	A	TO	B	S	MP
Wilkins	f 4-6	0-0	1-3	4	3	9	0	2	1	1	30
Salt	f 0-3	0-0	1-2	1	0	1	0	3	0	0	10
Hall	c 2-5	2-4	0-0	6	2	6	2	0	0	1	23
Shayok	g 1-7	0-2	0-0	1	2	2	2	0	1	0	24
Perrantes	g 4-8	3-5	0-1	2	11	8	2	1	2	33	
Guy	g 5-8	4-6	0-0	1	14	0	1	0	1	24	
Jerome	g 3-5	3-5	0-0	2	2	9	4	3	0	1	17
Diakite	g 4-4	0-0	0-0	4	2	8	0	1	1	0	16
Reuter	g 0-1	0-0	0-0	1	1	0	3	3	0	0	13
Thompson	g 1-3	0-2	0-0	0	0	2	2	0	0	0	10
TEAM				3							
TOTALS	24-50	12-24	2-5	24	15	62	21	15	4	6	200
Total FG%	1st Half: 13-25	52.0%	2nd Half: 11-25	44.0%	Game: 48.0%						
3-Pt. FG%	1st Half: 7-11	63.6%	2nd Half: 5-13	38.5%	Game: 50.0%						
F Throw%	1st Half: 1-2	50.0%	2nd Half: 1-3	33.3%	Game: 40.0%						
Deadball Rebounds:	3										

Home: Syracuse (15-9, 7-4 ACC)

PLAYER	FG-FGA	3G-3GA	FT-FTA	R	PF	TP	A	TO
--------	--------	--------	--------	---	----	----	---	----

GAME 25

Syracuse 82
Clemson 81



Feb. 7 | Littlejohn Coliseum | Clemson, S.C.

Andrew White III tallied his fifth-straight 20-point outing and Tyus Battle sank a last-second buzzer-beater from behind the arc as Syracuse (16-9, 8-4 ACC) defeated Clemson (13-10, 3-8 ACC), 82-81, at Littlejohn Coliseum.

"This group plays and keeps playing. They are always thinking about the next play, and try to make a good play. They've been doing that. They've been making good plays." - Jim Boeheim

With seven seconds on the clock and the Orange down, 81-79, John Gillon brought the ball down the court to find Tyler Lydon at the top of the arc. Lydon took one look to his right and made a swift pass to Battle, who put the 3-pointer up for the last-second buzzer-beater under pressure to secure the fifth-straight conference victory.

White III had 23 points on the night to tally his 24th double-digit performance this season. The graduate transfer also added five rebounds on the night.

A 22-10 Clemson lead left the Orange behind by 12 in the first half, the largest margin of the game between the two clubs. Back-to-back dunks from Lydon and Tyler Roberson cut the lead and started a 9-2 run to bring the Orange within five, 24-19.

A trio of free throws from Gillon brought the Orange within three, 32-29, with 4:04 left in the half. A pair of 3-pointers from White III gave the Orange its first lead, 38-34, in the first half. The Tigers returned the effort with six-straight points to close out the half on top, 40-38.

Thompson led the Orange scoring streak to begin the second half, tallying his first points of the night with seven straight to take the lead, 45-44. The freshman had 12 of the first 15 points scored out of the locker room.

Clemson drained a 3-pointer to establish a nine-point, 70-61 lead, marking the largest of the second half. Led by a White III 3-pointer, the Orange came back with a 16-6 run to take the lead, 77-76, for the first Syracuse lead since the 12:38 mark of the second half.

The Tigers would claim two more leads in the final 1:30 of the game, before the last-second 3-pointer from Battle sealed the road victory for the Orange, 82-81, and marked the fifth-straight conference victory. Battle finished tonight's matchup with six points.

Visitor: Syracuse (16-9, 8-4 ACC)												
PLAYER	FG-FGA	3G-3GA	FT-FTA	R	PF	TP	A	TO	B	S	MP	
White	f	8-20	5-12	2-2	5	2	23	0	2	0	1	40
Lydon	f	7-12	0-3	3-4	9	3	17	2	5	0	1	40
Thompson	c	6-8	0-1	2-2	4	4	14	1	1	0	0	17
Gillon	g	2-5	2-3	7-7	2	2	13	8	0	0	2	40-
Battle	g	2-7	2-6	0-0	1	2	6	0	2	0	0	33
Howard	g	1-1	1-1	0-0	3	2	3	2	2	0	0	8
Roberson	g	3-4	0-0	0-2	7	1	6	2	0	0	0	22
TEAM				2				1				
Totals		29-57	10-26	14-17	33	16	82	15	13	0	4	200
Total FG%	1st Half: 14-30	46.7%	2nd Half: 15-27	55.6%	Game: 50.9%							
3-Pt. FG%	1st Half: 6-16	37.5%	2nd Half: 4-10	40.0%	Game: 38.5%							
F Throw%	1st Half: 4-6	66.7%	2nd Half: 10-11	90.9%	Game: 82.4%							
Deadball Rebounds:	1											

Home: Clemson (13-10, 3-8)												
PLAYER	FG-FGA	3G-3GA	FT-FTA	R	PF	TP	A	TO	B	S	MP	
Blossomgame	f	7-11	0-1	6-6	4	3	20	0	1	0	0	37
Grantham	f	4-5	2-3	0-0	3	2	10	0	2	0	1	23
Thomas	c	1-4	0-0	1-2	2	2	3	0	2	1	1	13
Mitchell	g	3-9	1-4	3-4	3	1	10	8	0	0	0	33
Holmes	g	4-8	3-7	2-2	1	1	13	3	1	0	1	31
Reed	g	3-4	1-1	2-2	0	2	9	6	0	0	3	16
DeVoe	g	4-9	2-6	0-0	0	1	10	1	1	0	0	20
Djitre	g	3-4	0-0	0-1	11	3	6	1	1	0	1	27
TEAM				0								
Totals		29-54	9-22	14-17	24	15	81	19	8	1	7	200
Total FG%	1st Half: 16-30	53.3%	2nd Half: 13-24	54.2%	Game: 53.7%							
3-Pt. FG%	1st Half: 3-11	27.3%	2nd Half: 6-11	54.5%	Game: 40.9%							
F Throw%	1st Half: 5-6	83.3%	2nd Half: 9-11	81.8%	Game: 82.4%							
Deadball Rebounds:	0											

Officials: Bill Covington, Brian Dorsey, Tim Comer
Technical fouls: Syracuse-none, Clemson-none.
Attendance: 7,045

Score by Periods	1st	2nd	Total
Syracuse	38	44	82
Clemson	40	41	81

GAME 26

Pittsburgh 80
Syracuse 75



Feb. 11 | Petersen Events Center | Pittsburgh, Pa.

After an exciting 18-game stretch that produced five straight victories, the Orange (16-10, 8-5 ACC) saw its winning streak end with an 80-75 loss to Pittsburgh (14-11, 3-9 ACC).

"These guys fight hard. They were down 11 or 12 points, and they just kept coming back at it. We forced some turnovers, and we did a good job with the press, but it was a little too much ground to make up." - Jim Boeheim

Andrew White III and John Gillon led three Orange in double figures. They each scored 20 points, while Frank Howard chipped in a career-high 12 points.

White III was 7-for-16 from the floor, including three 3-pointers. It was his sixth straight 20-point effort. White III is averaging 24.2 points per contest in that span. Gillon connected on seven of his 15 field-goal tries. He also sank all five of his free throws to extend his streak without a miss at the charity stripe to 34, tying Brandon Triche's school-record for consecutive makes.

Syracuse shot the ball well early and led 15-10 a little more than seven minutes into the contest before a 14-3 run by the Panthers, capped by Johnson's third 3-pointer of the half, put the hosts in front 24-18 with 5:56 left in the opening stanza.

A dunk by Tyler Roberson at the 5:31 mark snapped an 0-for-9 Orange shooting slump, but a trifecta by Chris Jones a minute later gave Pitt a 27-20 advantage. Consecutive three-point plays by Gillon and Howard closed the gap to one, but the Panthers closed the first half with another scoring spurt. Pitt tallied eight of the last 10 points in the period, including another 3-pointer by Johnson, to push the lead back to seven, 35-28, at the break.

In the second half, Syracuse struggled offensively. The Orange missed eight of their first nine shots after intermission and found themselves down 41-30 with 14:51 to play. A layup by Young at the 13:21 mark gave the home team its largest lead of the game, 45-32.

Pitt still led by double digits, 63-53, with 4:40 to go in regulation before Syracuse made it interesting down the stretch. The Orange trimmed the margin to 73-68 on a Howard triple with 1:10 left. Then inched to within three, 78-75, on a Gillon three with seven ticks remaining on the clock. Gillon fouled Jeter on Pitt's next possession and Jeter hit both free throws to close out the game.

Visitor: Syracuse (16-10, 8-5 ACC)												
PLAYER	FG-FGA	3G-3GA	FT-FTA	R	PF	TP	A	TO	B	S	MP	
White	f	7-16	3-8	3-3	4	2	20	2	1	1	2	40
Lydon	f	3-7	1-2	1-2	6	4	8	3	0	0	0	40
Thompson	c	2-3	0-0	0-2	2	3	4	0	1	1	0	16
Gillon	g	7-14	1-5	5-5	5	3	20	4	3	0	3	39
Battle	g	1-5	0-1	1-2	2	2	3	0	1	0	1	16
Howard	g	3-9	1-3	5-5	1	3	12	2	0	0	1	25
Roberson	g	3-6	0-0	2-2	5	2	8	0	1	0	0	24
TEAM				2				1				
Totals		26-60	6-19	17-21	26	19	75	11	10	5	5	200
Total FG%	1st Half: 11-26	42.3%	2nd Half: 15-34	44.1%	Game: 43.3%							
3-Pt. FG%	1st Half: 1-8	12.5%	2nd Half: 5-11	45.5%	Game: 31.6%							
F Throw%	1st Half: 5-6	83.3%	2nd Half: 12-15	80.0%	Game: 81.0%							
Deadball Rebounds:	3											

Home: Pittsburgh (14-11, 3-9)												
PLAYER	FG-FGA	3G-3GA	FT-FTA	R	PF	TP	A	TO	B	S	MP	
Young	f	7-14	0-2	7-9	9	1	21	6	3	0	0	39
Jeter	f	6-11	0-0	2-3	11	4	14	3	4	1	2	37
Artis	g	5-10	1-5	5-6	3	1	16	10	3	2	0	37
Jones	g	2-8	1-2	2-2	3	2	7	3	2	1	1	34
Johnson	g	6-9	6-8	4-4	5	4	22	1	2	0	2	35
Kithcart	g	0-2	0-2	0-0	2	3	0	2	1	0	0	13
Nix	g	0-1	0-0	0-0	2	3	0	0	1	1	0	5
TEAM				6								
Totals		29-55	8-19	14-17	24	15	81	19	8	1	7	200
Total FG%	1st Half: 12-30	40.0%	2nd Half: 14-24	58.3%	Game: 47.3%							
3-Pt. FG%	1st Half: 5-11	45.5%	2nd Half: 3-7	42.9%	Game: 42.1%							
F Throw%	1st Half: 6-7	85.7%	2nd Half: 14-17	82.4%	Game: 83.3%							
Deadball Rebounds:	3											

Officials: James Luckie, Tim Nestor, Ray Strons Jr.
Technical fouls: Syracuse-none, Pittsburgh-none.
Attendance: 10,216

Score by Periods	1st	2nd	Total
Syracuse	28	47	75
Pittsburgh	35	45	80

GAME 26

#8/7 Louisville 76 OT
Syracuse 72



Feb. 13 | Carrier Dome | Syracuse, N.Y.

Syracuse came back from a 14-point first-half deficit to force an overtime period, but the Orange (16-11, 8-6 ACC) came up short to #8/7 Louisville (21-5, 9-4 ACC), 76-72.

"I thought we played hard as we've ever played. I thought it was an unbelievable battle to get back in it. We should have been out both times, but they (the team) didn't give up and they kept coming back." - Jim Boeheim

Syracuse began its comeback when trailing by 14, 28-14, with 5:54 on the clock in the first half. The Orange constructed an 11-1 run keyed by six points from Tyler Lydon to cut the margin to four, 29-25, and held the Cardinals without a field goal for the remainder of the half.

After falling behind by seven early in the second half, Syracuse scored eight straight points to take the lead, 37-36. The two clubs traded leads and a conventional three-point play by Frank Howard put Syracuse ahead 48-46 with 6:33 remaining. The Cardinals responded with nine straight points.

John Gillon ignited another Orange assault with a 3-pointer at the 2:01 mark. Louisville answered with a free throw to move ahead, 56-51, with 1:28 remaining in regulation. Gillon answered with two free throws and White scored in the lane to pull Syracuse within one.

Louisville's Jaylen Johnson dunked with 45 ticks left but Gillon hit a 3-pointer to tie the score, 58-58, with 37 seconds on the clock. Louisville missed two free throws with 16 seconds left but Syracuse couldn't get a shot off before time ran out.

White got the Orange off to a fast start in the extra session, scoring on a driving layup and drawing a foul that resulted in a made free throw. The Cardinals answered with a three-pointer from Ryan McMahon on his first shot of the game, before White put Syracuse up two with two free throws.

Louisville ran off 10 consecutive points to move in front 71-63 with 45 seconds left in overtime. Syracuse summoned one last gasp, thanks to 3-pointers from White and Howard. White was fouled shooting a 3-pointer and after converting all three free throws, Syracuse was down 74-72 with 13 seconds left. The Orange had a shot at tying the game again but Tyler Roberson missed two free throws with three second left and McMahon sealed the Louisville win with two free throws.

Visitor: Louisville (21-5, 9-4 ACC)												
PLAYER	FG-FGA	3G-3GA	FT-FTA	R	PF	TP	A	TO	B	S	MP	
Mathiang	f	2-4	0-0	1-1	4	2	5	1	2	1	1	21
Adel	f	3-10	2-6	3-6	7	1	11	2	5	0	1	38
Mitchell	c	6-13	2-7	2-3	4	5	16	3	3	0	3	46
Snider	g	5-15	3-9	1-2	4	1	14	6	2	0	0	43
Johnson	g	4-7	0-0	2-6	7	3	10	0	2	0	1	29
King	g	0-2	0-1	0-0	2	1	0	0	0	0	0	7
Spalding	g	0-2	0-0	1-2	5	1	1	0	0	0	1	16
Mahmoud	g	4-6	0-0	4-6	8	2	12	1	1	3	2	24
Levitich	g	0-1	0-1	0-0	0	0	0	0	0	0	1	6
McMahon	g	2-3	1-2	2-3	1	0	7	0	0	0	0	5
TEAM				4								
Totals		26-63	8-26	16-30	46	16	76	13	15	5	10	225
Total FG%	1st Half: 11-23	47.8%	2nd Half: 11-32	34.4%	Game: 41.3%							
3-Pt. FG%	1st Half: 4-10	40.0%	2nd Half: 3-12	25.0%	Game: 30.8%							
F Throw%	1st Half: 3-7	42.9%	2nd Half: 4-8	50.0%	Game: 53.3%							
Deadball Rebounds:	7											

Home: Syracuse (16-11, 8-6)												
PLAYER	FG-FGA	3G-3GA	FT-FTA	R	PF	TP	A	TO	B	S	MP	
White	f	7-24	2-14	6-6	8	4	22	1	2	0	1	45
Lydon	f	5-11	2-6	2-2	9	2	14	4	2	3	3	45
Thompson	c	5-6	0-0	1-2	1	4	11	0	1	1	1	18
Gillon	g	3-11	3-7	2-2	4	4	11	5	5	0	1	45
Battle	g	1-7	0-5	0-0	3	2	2	1	1	0	0	26
Howard	g	3-4	1-2	1-1	3	3	8	2	3	0	1	19
Roberson	g	2-2	0-0	0-2	8	3	4	3	0	0	1	27
TEAM				4								
Totals		26-65	8-34	12-15	38	2						

GAME 30

Syracuse **90**
 Georgia Tech **61**



March 4 | Carrier Dome | Syracuse, N.Y.

Andrew White III tied Gene Waldron's Syracuse Carrier Dome record with a career-high 40 points to lead the Orange (18-13, 10-8 ACC) to a 90-61 victory against Georgia Tech (17-14, 8-10 ACC).

"I think our defense was better than it's been. Obviously, when you shoot the ball like that from the three it is hard to beat that." - Jim Boeheim

The 30,448 fans in attendance, which marked the largest on-campus crowd in college basketball this season, watched as White III went 12-for-16 from the floor, including 8-of-9 from 3-point range. His eight trifectas were one short of the school single-game record, and he came up one point shy of the overall Dome scoring record held by Rutgers' Quincy Douby.

John Gillon scored 10 points and dished out 10 assists to post his third double-double of the year. Late in the first half, he missed his second foul shot, ending his school-record streak at 48 straight made free throws. That total tied Virginia's Jeff Lamp for the third-longest streak in ACC history.

The Orange hit six of their first seven shots from the floor, including four 3-pointers, and led 16-4 at the 15:07 mark. Syracuse cooled off after that, but still led 22-13 with eight minutes to go in the opening stanza.

The hosts used an 11-5 run to take a 33-18 advantage with 5:18 to go before intermission. A Gillon layup gave the Orange a 38-22 advantage, but Tech tallied the last four points of the half to make the score 38-26 at the break.

In the second half, the Yellow Jackets extended their run to 13-0, closing the gap to 38-35. White III ended the Tech run with a 3-pointer and he pushed the margin to back to seven, 44-37, with another trifecta at the 15:26 mark.

After the Yellow Jackets drew to within five, 49-44, at the 12:12 mark, White III keyed a 21-2 Syracuse surge that put the game away. He scored 17 of his 40 points during the run. Another 3-pointer by Gillon stretched the Orange lead to 25 points, 73-48. Tech never got closer than 23 the rest of the way.

Visitor: Georgia (17-14, 8-10 ACC)

PLAYER	FG-FGA	3G-3GA	FT-FTA	R	PF	TP	A	TO	B	S	MP
Heyward f	0-1	0-0	0-0	4	0	0	1	2	0	2	9
Lammers c	5-9	0-0	0-0	9	0	10	3	1	2	2	37
Okogie g	6-8	0-0	4-5	4	3	16	0	3	1	2	34
Heath g	2-5	1-2	0-0	2	3	5	2	2	0	0	31
Stephens g	5-13	2-8	0-0	6	2	12	4	1	0	1	34
Moore	2-4	0-0	0-0	0	1	4	2	1	0	0	17
Jackson	4-14	1-7	2-6	0	4	11	3	4	0	0	25
Price	0-2	0-2	0-0	1	0	0	0	0	1	1	3
Ogbona	0-0	0-0	0-0	0	1	0	0	0	0	0	4
McCormick	1-1	1-1	0-0	1	1	3	0	0	0	0	6
TEAM				4				2			
Totals	25-57	5-20	6-11	31	15	61	15	16	4	8	200
Total FG%	1st Half: 11-26	42.3%	2nd Half: 14-31			45.2%					Game: 43.9%
3-Pt. FG%	1st Half: 2-9	22.2%	2nd Half: 3-11			27.3%					Game: 25.0%
F Throw%	1st Half: 2-5	40.0%	2nd Half: 4-6			66.7%					Game: 54.5%
Deadball Rebounds:	2										

Home: Syracuse (18-13, 10-8 ACC)

PLAYER	FG-FGA	3G-3GA	FT-FTA	R	PF	TP	A	TO	B	S	MP
White f	12-16	8-9	8-9	3	3	40	2	0	0	2	39
Lydon f	2-4	1-1	2-2	13	3	7	3	2	3	1	37
Thompson c	2-4	1-2	0-0	2	1	5	0	1	0	0	15
Gillon g	4-9	1-2	1-2	0	0	10	10	3	0	2	36
Battle g	6-11	4-7	6-6	4	3	22	1	1	1	1	38
Howard	0-2	0-2	0-0	3	0	0	1	2	0	1	5
Autry	0-1	0-1	0-1	1	0	0	0	0	0	1	1
Roberson	2-3	0-0	0-2	3	2	4	1	1	0	1	24
Belbey	0-1	0-0	0-0	0	0	0	0	1	0	0	1
Coleman	0-0	0-0	0-0	0	0	0	0	0	0	0	3
Adeyeye	1-3	0-0	0-0	3	0	2	0	1	0	0	1
TEAM				1				1			
TOTALS	29-54	15-24	17-22	33	12	90	18	13	4	9	200
Total FG%	1st Half: 13-23	56.5%	2nd Half: 16-31			51.6%					Game: 53.7%
3-Pt. FG%	1st Half: 5-10	50.0%	2nd Half: 10-14			71.4%					Game: 62.5%
F Throw%	1st Half: 7-10	70.0%	2nd Half: 10-12			83.3%					Game: 77.3%
Deadball Rebounds:	1										

Officials: Brian Dorsey, Clarence Armstrong, Evan Burroughs
 Technical fouls: Syracuse-none, Georgia Tech-none.
 Attendance: 30,448

Score by Periods	1st	2nd	Total
Georgia Tech	26	35	61
Syracuse	38	52	90



**2016-17 Syracuse (18-13, 10-8 ACC)
Syracuse Combined Team Statistics (as of Mar 04, 2017)
All games**



Overall record: 18-13 Conf: 10-8 Home: 16-3 Away: 2-8 Neutral: 0-2

#	Player	gp-gs	min	avg	Total		3-Point		F-Throw		Rebounds				pf	dq	a	to	blk	stl	pts	avg		
					fg-fga	fg%	3fg-fga	3fg%	ft-fa	ft%	off	def	tot	avg										
03	Andrew White III	31-31	1146	37.0	178-413	.431	101-254	.398	97-118	.822	26	118	144	4.6	64	0	37	53	12	51	554	17.9		
20	Tyler Lydon	31-31	1107	35.7	141-289	.488	47-113	.416	86-103	.835	67	191	258	8.3	75	0	61	50	43	32	415	13.4		
04	John Gillon	31-20	925	29.8	101-244	.414	52-123	.423	88-102	.863	12	47	59	1.9	45	0	169	63	1	46	342	11.0		
25	Tyus Battle	31-22	932	30.1	109-251	.434	53-140	.379	63-80	.788	10	55	65	2.1	58	0	49	35	8	39	334	10.8		
12	Taurean Thompson	31-18	544	17.5	114-215	.530	3-15	.200	45-69	.652	40	70	110	3.5	78	2	18	40	29	17	276	8.9		
32	DaJuan Coleman	17-13	265	15.6	38-71	.535	0-1	.000	20-35	.571	31	50	81	4.8	37	0	3	23	9	7	96	5.6		
21	Tyler Roberson	31-6	635	20.5	73-132	.553	0-0	.000	25-54	.463	60	96	156	5.0	69	0	27	31	26	15	171	5.5		
01	Frank Howard	30-14	495	16.5	45-127	.354	16-51	.314	33-53	.623	18	36	54	1.8	54	0	114	54	4	37	139	4.6		
13	Paschal Chukwu	7-0	108	15.4	6-9	.667	0-0	.000	0-9	.000	11	18	29	4.1	15	0	2	10	14	3	12	1.7		
35	Ray Featherston	3-0	4	1.3	1-1	1.000	1-1	1.000	0-0	.000	0	0	0	0.0	0	0	0	0	0	0	3	1.0		
34	D. Akintobi-Adeyeye	13-0	19	1.5	5-11	.455	0-0	.000	0-1	.000	4	2	6	0.5	5	0	0	3	2	1	10	0.8		
11	Adrian Autry	12-0	17	1.4	3-9	.333	2-7	.286	0-1	.000	0	3	3	0.3	1	0	0	0	0	2	8	0.7		
54	Ky Feldman	9-0	14	1.6	2-6	.333	1-5	.200	0-0	.000	1	1	2	0.2	0	0	2	0	0	0	5	0.6		
24	Shaun Belbey	12-0	18	1.5	1-5	.200	0-2	.000	0-0	.000	0	0	0	0.0	0	0	2	2	0	0	2	0.2		
05	Mike Sutton	7-0	12	1.7	0-2	.000	0-2	.000	0-1	.000	1	3	4	0.6	0	0	2	1	0	0	0	0.0		
33	Jonathan Radner	4-0	6	1.5	0-3	.000	0-2	.000	0-0	.000	0	2	2	0.5	0	0	2	1	0	0	0	0.0		
14	Evan Dourdas	3-0	3	1.0	0-0	.000	0-0	.000	0-0	.000	0	0	0	0.0	0	0	0	1	0	0	0	0.0		
Team											54	58	112											
Total.....		31	6250		817-1788	.457	276-716	.385	457-626	.730	335	750	1085	35.0	501	2	488	378	148	250	2367	76.4		
Opponents.....		31	6250		783-1833	.427	264-779	.339	362-553	.655	397	723	1120	36.1	554	8	531	423	86	189	2192	70.7		

TEAM STATISTICS	SU	OPP	Date	Opponent	Score	Att.
SCORING	2367	2192	11/11/16	COLGATE	w 83-55	23844
Points per game	76.4	70.7	! 11/15/16	HOLY CROSS	w 90-46	21405
Scoring margin	+5.6	-	! 11/18/16	MONMOUTH	w 71-50	22636
FIELD GOALS-ATT	817-1788	783-1833	! 11/22/16	SOUTH CAROLINA STATE	w 101-59	17073
Field goal pct	.457	.427	! 11/26/16	vs South Carolina	L 50-64	8733
3 POINT FG-ATT	276-716	264-779	@ 11/29/16	at Wisconsin	L 60-77	17287
3-point FG pct	.385	.339	12/3/16	NORTH FLORIDA	w 77-71	22372
3-pt FG made per game	8.9	8.5	12/5/16	vs Connecticut	L 50-52	15347
FREE THROWS-ATT	457-626	362-553	12/10/16	BOSTON U	w 99-77	22878
Free throw pct	.730	.655	12/17/16	GEORGETOWN	L 71-78	25131
F-Throws made per game	14.7	11.7	12/19/16	EASTERN MICHIGAN	w 105-57	16778
REBOUNDS	1085	1120	12/21/16	ST. JOHN'S	L 60-93	18363
Rebounds per game	35.0	36.1	12/27/16	CORNELL	w 80-56	20557
Rebounding margin	-1.1	-	* 1/1/17	at Boston College	L 81-96	7226
ASSISTS	488	531	* 1/4/17	MIAMI	w 70-55	17393
Assists per game	15.7	17.1	* 1/7/17	PITTSBURGH	w 77-66	20034
TURNOVERS	378	423	* 1/10/17	at Virginia Tech	L 73-83	6047
Turnovers per game	12.2	13.6	* 1/14/17	BOSTON COLLEGE	w 76-53	21626
Turnover margin	+1.5	-	* 1/16/17	at North Carolina	L 68-85	20588
Assist/turnover ratio	1.3	1.3	* 1/21/17	at Notre Dame	L 66-84	9149
STEALS	250	189	* 1/24/17	WAKE FOREST	w 81-76	22262
Steals per game	8.1	6.1	* 1/28/17	FLORIDA STATE	w 82-72	24978
BLOCKS	148	86	* 2/1/17	at NC State	Wot 100-93	16346
Blocks per game	4.8	2.8	* 2/4/17	VIRGINIA	w 66-62	27553
ATTENDANCE	430965	149066	* 2/7/17	at Clemson	w 82-81	7045
Home games-Avg/Game	19-22682	10-12499	* 2/11/17	at Pittsburgh	L 75-80	10216
Neutral site-Avg/Game	-	2-12040	* 2/13/17	LOUISVILLE	Lot 72-76	25303
Score by Periods	1st	2nd	OT	Totals		
Syracuse	1091	1249	27	2367	* 2/19/17	at Georgia Tech
Opponents	991	1177	24	2192	L 65-71	8600
					* 2/22/17	DUKE
					w 78-75	30331
					* 2/26/17	at Louisville
					L 68-88	22482
					* 3/4/17	GEORGIA TECH
					w 90-61	30448

* = ACC game
! = Brooklyn Holiday Hoops Invitational
@ = ACC/Big Ten Challenge



**2016-17 Syracuse (18-13, 10-8 ACC)
Syracuse Combined Team Statistics (as of Mar 04, 2017)
Conference games**



RECORD:	OVERALL	HOME	AWAY	NEUTRAL
ALL GAMES	10-8	8-1	2-7	0-0
CONFERENCE	10-8	8-1	2-7	0-0
NON-CONFERENCE	0-0	0-0	0-0	0-0

#	Player	gp-gs	min	avg	Total		3-Point		F-Throw		Rebounds				pf	dq	a	to	blk	stl	pts	avg
					fg-fga	fg%	3fg-fga	3fg%	ft-fa	ft%	off	def	tot	avg								
03	Andrew White III	18-18	718	39.9	117-263	.445	62-151	.411	66-75	.880	14	77	91	5.1	41	0	17	36	9	30	362	20.1
20	Tyler Lydon	18-18	700	38.9	85-170	.500	24-61	.393	55-60	.917	40	118	158	8.8	50	0	35	31	31	20	249	13.8
04	John Gillon	18-17	621	34.5	62-156	.397	34-81	.420	67-73	.918	5	29	34	1.9	32	0	113	47	1	24	225	12.5
25	Tyus Battle	18-18	628	34.9	76-172	.442	29-85	.341	43-55	.782	8	36	44	2.4	34	0	29	20	5	25	224	12.4
12	Taurean Thompson	18-18	323	17.9	65-129	.504	1-7	.143	27-43	.628	25	34	59	3.3	53	1	8	23	14	11	158	8.8
21	Tyler Roberson	18-0	407	22.6	43-68	.632	0-0	.000	9-26	.346	40	56	96	5.3	47	0	18	20	17	11	95	5.3
01	Frank Howard	17-1	192	11.3	16-49	.327	5-20	.250	10-14	.714	10	12	22	1.3	24	0	33	24	0	10	47	2.8
32	DaJuan Coleman	4-0	39	9.8	2-4	.500	0-0	.000	2-4	.500	3	4	7	1.8	6	0	0	3	0	2	6	1.5
54	Ky Feldman	2-0	3	1.5	1-2	.500	0-1	.000	0-0	.000	0	0	0	0.0	0	0	0	0	0	0	2	1.0
34	D. Akintobi-Adeyeye	4-0	5	1.3	1-4	.250	0-0	.000	0-0	.000	3	0	3	0.8	2	0	0	1	0	0	2	0.5
35	Ray Featherston	1-0	1	1.0	0-0	.000	0-0	.000	0-0	.000	0	0	0	0.0	0	0	0	0	0	0	0	0.0
24	Shaun Belbey	4-0	5	1.3	0-2	.000	0-1	.000	0-0	.000	0	0	0	0.0	0	0	0	1	0	0	0	0.0
05	Mike Sutton	2-0	3	1.5	0-1	.000	0-1	.000	0-0	.000	0	1	1	0.5	0	0	0	0	0	0	0	0.0
11	Adrian Autry	4-0	5	1.3	0-2	.000	0-1	.000	0-1	.000	0	3	3	0.8	0	0	0	0	0	1	0	0.0
Team											27	25	52				7					
Total.....		18	3650		468-1022	.458	155-409	.379	279-351	.795	175	395	570	31.7	289	1	253	213	77	134	1370	76.1
Opponents.....		18	3650		485-1047	.463	162-420	.386	225-337	.668	224	410	634	35.2	314	4	331	236	58	106	1357	75.4

TEAM STATISTICS	SU	OPP	Date	Opponent	Score	Att.
SCORING	1370	1357	* 1/1/17	at Boston College	L 81-96	7226
Points per game	76.1	75.4	* 1/4/17	MIAMI	w 70-55	17393
Scoring margin	+0.7	-	* 1/7/17	PITTSBURGH	w 77-66	20034
FIELD GOALS-ATT	468-1022	485-1047	* 1/10/17	at Virginia Tech	L 73-83	6047
Field goal pct	.458	.463	* 1/14/17	BOSTON COLLEGE	w 76-53	21626
3 POINT FG-ATT	155-409	162-420	* 1/16/17	at North Carolina	L 68-85	20588
3-point FG pct	.379	.386	* 1/21/17	at Notre Dame	L 66-84	9149
3-pt FG made per game	8.6	9.0	* 1/24/17	WAKE FOREST	w 81-76	22262
FREE THROWS-ATT	279-351	225-337	* 1/28/17	FLORIDA STATE	w 82-72	24978
Free throw pct	.795	.668	* 2/1/17	at NC State	Wot 100-93	16346
F-Throws made per game	15.5	12.5	* 2/4/17	VIRGINIA	w 66-62	27553
REBOUNDS	570	634	* 2/7/17	at Clemson	w 82-81	7045
Rebounds per game	31.7	35.2	* 2/11/17	at Pittsburgh	L 75-80	10216
Rebounding margin	-3.6	-	* 2/13/17	LOUISVILLE	Lot 72-76	25303
ASSISTS	253	331	* 2/19/17	at Georgia Tech	L 65-71	8600
Assists per game	14.1	18.4	* 2/22/17	DUKE	w 78-75	30331
TURNOVERS	213	236	* 2/26/17	at Louisville	L 68-88	22482
Turnovers per game	11.8	13.1	* 3/4/17	GEORGIA TECH	w 90-61	30448
Turnover margin	+1.3	-				
Assist/turnover ratio	1.2	1.4				
STEALS	134	106				
Steals per game	7.4	5.9				
BLOCKS	77	58				
Blocks per game	4.3	3.2				
ATTENDANCE	219928	107699				
Home games-Avg/Game	9-24436	9-11967				
Neutral site-Avg/Game	-	0-0				

* = ACC game
! = Brooklyn Holiday Hoops Invitational
@ = ACC/Big Ten Challenge

Score by Periods	1st	2nd	OT	Totals
Syracuse	587	756	27	1370
Opponents	599	734	24	1357