



CONTACT: Amy (Woodruff) LaBrie, Associate Communications Director
 O: (305) 284-3241 | C: (813) 410-1194
 LaBrie@miami.edu | @CanesHoops

2015-16 SCHEDULE

DATE	OPPONENT	RADIO	TV	TIME
Nov. 13	UT Rio Grande Valley	\$ ESPN3	W, 86-59	
Nov. 16	Louisiana	^ RSN	W, 93-77	

Puerto Rico Tip-Off

Nov. 19	vs. Mississippi State	^ ESPN2	W, 105-79	
Nov. 20	vs. No. 16 Utah	\$ ESPNU	W, 90-66	
Nov. 22	vs. No. 22/20 Butler	\$ ESPN2	W, 85-75	
Nov. 27	[15/19] Northeastern	^ ESPN3	L, 77-78	
Dec. 1	[21] at Nebraska	^ ESPNU	W, 77-72OT	
Dec. 5	[21] Charlotte	\$ ESPN3	W, 88-60	
Dec. 8	[17/20] RV Florida	^ ESPN2	W, 66-55	
Dec. 19	[15/19] Co. of Charleston	^ FS South	W, 85-63	
Dec. 22	[13/16] at La Salle	^ CBS SN	W, 95-49	
Dec. 29	[13/15] Princeton	^ ESPN3	W, 76-64	

Jan. 2	[13/15] Syracuse	\$ ACCN	W, 64-51	
Jan. 9	[12/11] Florida State	\$ ESPN2	W, 72-59	
Jan. 12	[8/9] at #13/11 Virginia	\$ ESPNU	L, 58-66	
Jan. 16	[8/9] at Clemson	\$ ACCN	2 p.m.	
Jan. 20	at Boston College	\$ RSN	9 p.m.	
Jan. 23	Wake Forest	\$ ACCN	12 p.m.	
Jan. 25	Duke	\$ ESPN	7 p.m.	
Jan. 30	at NC State	\$ ACCN	3 p.m.	
Feb. 3	Notre Dame	\$ ESPN2	7 p.m.	
Feb. 7	at Georgia Tech	\$ ESPNU	1 p.m.	
Feb. 9	Pittsburgh	^ ESPNU	7 p.m.	
Feb. 14	at Florida State	\$ ESPNU	6:30 p.m.	
Feb. 17	Virginia Tech	\$ RSN	9 p.m.	
Feb. 20	at North Carolina	\$ CBS	1 p.m.	
Feb. 22	Virginia	\$ ESPN	7 p.m.	
Feb. 27	Louisville	^ ACCN	2 p.m.	
March 2	at Notre Dame	\$ ESPN2	7 p.m.	
March 5	at Virginia Tech	\$ ACCN	4 p.m.	

ACC Tournament, Washington, D.C.

March 8-12 ESPN/E2/EU

Game times listed in ET and subject to change.

Home games played in the BankUnited Center

[] Miami's AP / USA TODAY ranking

RSN - Regional Sports Network ACCN - ACC Network

\$ 560 WQAM Radio ^ WHIM 1080 Radio

All ACC games on ESPN will also be available on WatchESPN

All ACC games on ACCN or RSN will also be available on ESPN3

MIAMI HISTORY & RECORDS

The Canes' stats, notes and almanac are online at:
<http://gocan.es/mbbnotes>.



8/9 MIAMI

HURRICANES
 13-2 (2-1)

LEADERS

Points per Game

Sheldon McClellan, 16.1
 Rodriguez/Newton, 11.7

Rebounds per Game

Tonye Jekiri, 9.3

Assists per Game

Angel Rodriguez, 3.7

CLEMSON

TIGERS
 11-6 (4-1)

LEADERS

Points per Game

Jaron Blossomgame, 15.5
 Avry Holmes, 10.5

Rebounds per Game

Jaron Blossomgame, 7.0

Assists per Game

Jordan Roper, 4.3

SETTING THE SCENE

Jan. 16, 2016 | 2 p.m.

Bon Secours Wellness Arena | Greenville, S.C.

TV: ACC Network

Radio: 560 WQAM | Sirius 134 | XM 194

Web: ESPN3

Coach Jim Larrañaga ranks in the top 60 on the list of winningest coaches all time, and top 15 amongst active coaches vs. major schools. After leading Miami to the 2013 NCAA Sweet 16 and winning the school's first ACC regular season and tournament championships, Larrañaga was honored as the AP, Naismith, USBWA Henry Iba, Adolph Rupp Cup and ACC Coach of the Year.



THE GAME

No. 8/9 Miami hits the road for the second of three-straight ACC games over nine days, facing Clemson on Jan. 16 at 2 p.m. in Greenville, S.C., at the Bon Secours Wellness Arena.

THE BROADCASTS

Catch the game on ACC Network with Mike Gleason and Mike Gminski on the call. Also check out the game on 560 WQAM radio with Joe Zagacki, the Voice of the Hurricanes.

THE COACH

Head coach Jim Larrañaga has a 574-385 overall record in his 32nd season as a head coach. He is 104-51 in his fifth season at the University of Miami, with a 43-30 mark in ACC play.

THE POLLS (as of Jan. 14)

AP: Miami - 8, Clemson - NR

KenPom.com: Miami - 10, Clemson - 76

USA TODAY: Miami - 9, Clemson - NR

NCAA RPI: Miami - 17, Clemson - 138

THE WEATHER

Game day temperatures: Coral Gables - 76/56; Greenville, S.C. - 58/32.

THE SERIES

Miami is 10-12 in the all-time series against Clemson, which dates back to the 1955-56 season. The Canes are 6-3 at home against the Tigers, 2-6 on the road and 2-3 at neutral sites. UM is 4-1 against Clemson under Coach L. Miami won the last matchup with Clemson, defeating the Tigers, 56-45, on Feb. 8, 2015 at the BankUnited Center in Coral Gables.

AS A RANKED TEAM (Full list on page 6)

Since the rebirth of basketball at UM in 1985-86 ...

- Miami is 14-7 when ranked in the top 10 in at least one poll.

- Miami is 12-5 under Coach L when ranked in the top 10 in at least one poll.

- Miami is 2-3 in true road games when ranked in the top 10 in at least one poll.

CANES IN THE POLLS IN 2015-16

	AP	USA TODAY	NCAA RPI
Preseason	RV (48)	RV (11)	
11/16	RV (37)	RV (2)	
11/23	15	19	
11/30	21	21	
12/7	17	20	36
12/14	15	19	33
12/21	13	16	16
12/28	13	15	16
1/4	12	11	15
1/11	8	9	15

2015-16 ROSTER

NAME	YR.	POS.	HT.	WT.	HOMETOWN PREVIOUS SCHOOL (S)
0 Ja'Quan Newton	So.	G	6-2	180	Philadelphia, Pa. / Neumann-Goretti HS
Knack for getting into the lane off the dribble ... Improved defensively over the summer ... Reserve point guard.					
3 Anthony Lawrence, Jr.	Fr.	G	6-7	210	St. Petersburg, Fla. / Lakewood Senior
Athletic and can attack the basket with authority ... Son of a high school coach ... PG in high school, small forward at Miami.					
5 Davon Reed	Jr.	G	6-6	210	Ewing, N.J. / Princeton Day School (N.J.)
2015 NIT All-Tournament Team ... Hit 47.0% (77-164) FG and 45.7% (37-81) from 3 as a sophomore ... Guards multiple positions.					
10 Sheldon McClellan	RSr.	G	6-5	200	Houston, Texas / Texas / Bellaire
Jerry West Award, Naismith Trophy and Robertson Trophy watch lists ... 2015 NIT All-Tournament Team ... 2015 ACSMA All-ACC H.M.					
12 James Palmer	So.	G	6-5	202	Washington, D.C. / St. John's College HS
Can play positions 1-4 ... Good pull-up jumper and can make 3-pointers ... Knocked down 5-of-5 3-point attempts at Virginia Tech in 2015.					
13 Angel Rodriguez	RSr.	G	5-11	185	Cupey, P.R. / Kansas State / Dr. Krop HS
Puerto Rico Tip-Off MVP ... 2015 ACSMA All-ACC H.M. ... Floor general ... Vocal and physical leader.					
15 Ebuka Izundu	Fr.	C	6-10	210	Charlotte, N.C. / Victory Christian Center / Nigeria
6-foot-10-inches tall, with 7-3 wingspan ... Great touch around the basket ... Moved to U.S. in 2013 to pursue basketball career.					
20 Mike Robinson	Fr.	G	5-10	170	New Britain, Conn. / New Britain HS
Team's student manager turned walk on ... Played basketball, football and was on track team in high school ... Good quickness.					
21 Kamari Murphy	RJr.	F	6-8	220	Brooklyn, N.Y. / Oklahoma State / IMG / Lincoln HS
Explosive athlete with pogo-stick type hops ... Takes pride in defense ... Can guard positions 1-5 ... Great straight-line driver.					
23 Tonye Jekiri	Sr.	C	7-0	248	Hialeah, Fla. / Champagnat Catholic School / Nigeria
ACC Player of the Week, Nov. 23 ... Led league with 10.9 rebounds in ACC games and 9.9 rpg in all games, 2015 ... ACC All-Defensive Team.					
33 Ivan Cruz Uceda	Sr.	F	6-10	217	Madrid, Spain / Harcum College (Pa.)
Transformed body losing 20 pounds and dropping body fat from 24% to 9% in summer of 2015 ... Inside-outside player ... Great shooter.					
35 Chris Stowell	So.	F	6-6	190	Exeter, N.H. / Tilton School (N.H.) / Exeter HS
Walk on with good athleticism ... Continuously improving his strength ... Speaks English, Spanish, some Italian, Russian, Chinese & Hebrew.					

REDSHIRT (Will sit 2015-16 season after transferring from San Jose State)

1 Rashad Muhammad*	Jr.	G	6-6	160	Las Vegas, Nev. / San Jose State / Bishop Gorman HS
Big-time scorer with deep range ... Led SJSU in scoring two-straight seasons, 13.9 ppg as a sophomore and 13.2 ppg as a rookie.					

LARRAÑAGA BY THE NUMBERS

5 - Coach Jim Larrañaga is one of five ACC coaches with a Final Four appearance to his credit. In 2006, Larrañaga became the first coach at a mid-major school to take his team to the NCAA Final Four in 27 years.

6 - In 31 years of coaching, Jim Larrañaga has a winning record in the NCAA Tournament, a 7-5 mark in six appearances.

7 - Larrañaga is no stranger to the ACC. In his seven seasons as an assistant coach at Virginia, the Cavaliers participated in the NCAA Final Four in 1981 and 1984, won three ACC Championships and finished in the Top 5 of the rankings.

10 - The 2015-16 marks the 10th anniversary of Larrañaga's Cinderella run to the 2006 NCAA Final Four with George Mason. Both associate head coach Chris Caputo and director of operations James Johnson were on that GMU staff.

15 - Larrañaga has made 15 postseason appearances in the past 26 years, including six NCAA tournaments.

32 - Larrañaga is in his 32nd year as a head coach and has successfully transitioned three institutions into successful programs: Miami, Bowling Green and George Mason.

500 - Coach L is one of five ACC coaches with 500 or more wins.

LARRAÑAGA - WHY MIAMI?

Along with returning to the best basketball conference in the country, Coach L had a few personal reasons for accepting the head coaching job at Miami. Coach's grandfather was from Cuba, where he produced the Larrañaga [lare-en-YAH-ga] cigar. Coach's father was raised in Key West before moving to The Bronx, N.Y., getting married and raising six children. Coach L was raised in The Bronx, but vacationed to Florida as a boy. He also has owned a house in Sarasota - which he bought from Dick Vitale's daughter - and three of his siblings have retired to Florida.

LAST TIME OUT - #13/11 VIRGINIA 66, #8/9 MIAMI 58

In an intense ACC early-season heavyweight battle, 13th-ranked Virginia remained perfect at home and handed No. 8 Miami its first conference loss of the season and snapped the Hurricanes' seven-game win streak with a 66-58 on Tuesday night. UM (13-2, 2-1) got within three points with under two minutes to play, but Virginia (13-3, 2-2) made crucial free throws down the stretch and closed the contest strong, highlighted by a London Perrantes runner with 1:05 left. Miami guard Angel Rodriguez led the Hurricanes with 17 points, 11 of those coming in the second half. Fellow senior and Canes' leading scorer Sheldon McClellan added 13 points, while Davon Reed finished with 11. Miami trailed by four at halftime, but used a 7-0 spurt to begin the second half as McClellan came away with a steal and an easy flush on the other end. The teams then went blow-for-blow as the lead changed hands 11 times over the following six minutes until the Cavs took the lead for good. Virginia's Darius Thompson caught an alley-oop from Malcolm Brogdon to ignite the crowd with just over four minutes to go before a Miami travel gave the ball back. But the Canes scored a pair of quick buckets — one by Tonye Jekiri, one by Rodriguez — to make it a 59-56 ballgame with 2:20 remaining. Jekiri then came up with a steal, which set up a good look from downtown for Ivan Cruz Uceda, but the 6-foot-10 senior misfired and Perrantes, who came in averaging 21 points a game against Miami in his career as Larrañaga pointed out, delivered the final dagger moments later. Virginia was 15 for 17 from the line in the second half alone. Miami shot 10-17 at the foul line for the night, but the most important miss came on the front end of a Rodriguez one-and-one with 48 seconds left, trailing by five. After a rather slow start for both sides, the Cavaliers grabbed an early six-point edge midway through the opening half before the Hurricanes went on a 7-0 run to take their first lead at 14-13, capped by a tough Angel Rodriguez triple from the corner that temporarily quieted the crowd. Virginia got a lift from both Anthony Gill and Mike Tobey, who combined for 19 points and 12 rebounds in the first half as the Cavaliers led 27-23 at the break. UVA outsourced Miami 18-8 in the paint and 9-2 in second-chance opportunities in the first half. UM sophomore guard Ja'Quan Newton provided an offensive spark off the bench with six first-half points, but was held scoreless for the duration. Starting forward Kamari Murphy picked up a pair of fouls and sat all but six minutes of the opening half. Murphy picked up his third a few minutes into the second half and played 17 minutes on the evening. Jekiri led Miami with six rebounds, as UM lost the overall battle of the boards, 35-27. UVA was led by Brogdon's 20 points, 14 of which came after the break, while Gill wound up with 15 points and eight rebounds. Perrantes scored all 13 of his points in the second half.

PRONUNCIATIONS

Players		
33 Ivan Cruz Uceda	E-von	Cruise Ew-say-duh
15 Ebuka Izundu	E-boo-	kuh E-zoon-do
23 Tonye Jekiri	Tahn-yay	Jah-kEEr-EE
21 Kamari Murphy	Kuh-	mar-EE
0 Ja'Quan Newton	Juh-	Quan
5 Davon Reed	Day-	von
35 Chris Stowell	Stole	

Coaches

Jim Larrañaga	LARE-uh-NAY-guh
Chris Caputo	Ca-poo-toe

Locations

Cupey, P.R.	kew-pay
Champagnat School	schomp-un-yaht

CLASS BREAKDOWN

Seniors	Ivan Cruz Uceda, Tonye Jekiri, Sheldon McClellan, Angel Rodriguez
Juniors	Kamari Murphy, Davon Reed, Rashad Muhammad (RS)
Sophomores	Ja'Quan Newton, James Palmer, Chris Stowell
Freshmen	Ebuka Izundu, Anthony Lawrence, Mike Robinson

GEOGRAPHIC BREAKDOWN

Nigeria	Tonye Jekiri Ebuka Izundu
Puerto Rico	Angel Rodriguez
Spain	Ivan Cruz Uceda
United States	
Connecticut	Mike Robinson
Florida	Anthony Lawrence, Jr.
Nevada	Rashad Muhammad
New Hampshire	Chris Stowell
New Jersey	Davon Reed
New York	Kamari Murphy
Pennsylvania	Ja'Quan Newton
Texas	Sheldon McClellan
Washington, D.C.	James Palmer

PRESEASON

October 2015

1. North Carolina	North Carolina	4-0	15-2
2. Virginia	Pitt	3-0	14-1
3. Duke	Clemson	4-1	11-6
4. Notre Dame	Duke	3-1	14-3
5. Miami	Virginia Tech	3-1	11-6
6. Florida State	Miami	2-1	13-2
7. Louisville	Louisville	2-1	13-3
8. NC State	Virginia	2-2	13-3
9. Syracuse	Notre Dame	2-2	11-5
10. Pitt	Florida State	1-3	11-5
11. Wake Forest	Georgia Tech	1-3	11-6
12. Clemson	Wake Forest	1-3	10-6
13. Georgia Tech	Syracuse	1-4	11-7
14. Virginia Tech	Boston College	0-3	7-9
15. Boston College	NC State	0-4	10-7

ACC RANKINGS

Jan. 14, 2016

SERIES VS. VIRGINIA

Overall	Clemson leads 12-10
Games at Miami	6-3
Games at Clemson	2-6
Games on neutral courts	2-3
Current streak	Miami won 1
Last meeting	Feb. 8, 2015, W, 56-45
Last Miami win	Feb. 8, 2015, 56-45
Last Clemson win	Mar. 4, 2014, 58-54
Larrañaga at UM vs. Clemson	4-1
Larrañaga all-time vs. Clemson	4-1

MIAMI AS A RANKED TEAM VS. OPPONENTS

Ranked by either or both polls

WHILE RANKED IN TOP 25 ALL-TIME

Overall	87-37
Overtime + 2OT	5-1
Single Overtime	4-1
Double Overtime	1-0

WHILE RANKED SINCE REBIRTH (1985-86)

Overall	69-31
Overtime + 2OT	3-1
Single Overtime	2-1
Double Overtime	1-0

WHILE RANKED SINCE JOINING ACC ('04-05)

Overall	39-17
Overtime + 2OT	1-1
Single Overtime	1-1
Double Overtime	0-0
In top 5	12-4
In top 15 (in at least one poll)	20-7

WHILE RANKED UNDER COACH L

Overall	28-10
Overtime + 2OT	1-0
Single Overtime	1-0
Double Overtime	0-0
In top 5	12-4
In top 15 (in at least one poll)	20-7

EYEING MILESTONES - UM RECORD BOOK

Career Blocks

1. Contantin Popa, 1991-95	263
9. Reggie Johnson, 2009-13	113
10. Tonye Jekiri, 2012-p	109

Career Rebounds

10. Ron Godfrey, 1958-61	767
Tonye Jekiri, 2012-p	741

20-POINT GAMES IN 2015-16

- 27 - Sheldon McClellan vs. #16 Utah, 11-20-15
- 24 - Sheldon McClellan vs. Florida, 12-8-15
- 22 - Sheldon McClellan vs. Syracuse, 1-2-16
- 21 - Sheldon McClellan vs. Florida State, 1-9-16
- 20 - Tonye Jekiri vs. #16 Utah, 11-20-15
- 20 - Ja'Quan Newton vs. Charleston, 12-19-15
- 20 - Ivan Cruz Uceda at La Salle, 12-22-15

DOUBLE-DOUBLES IN 2015-16

- Tonye Jekiri**
- 20p, 12r - vs #16 Utah, 11-20-15
- 12p, 12r - vs. #22/20 Butler, 11-22-15
- 10p, 14r - at La Salle, 12-22-15

TALE OF TWO HALVES

In three ACC games, Miami has scored 24.0 ppg in the first half and 40.7 ppg in the second stanza. In those three games, the Canes are hitting just 34.7 percent from the field in the first half, then 47.6 percent in the second. At the line, Miami is 53.8 percent in the first 20 minutes and 80.5 percent in the second period. The Canes trail their opponents -1.3 ppg in the first period, and outscore their opponents +7.3 ppg in the second half.

After just 5.3 ppg on 25.0 percent shooting in the first half, Sheldon McClellan averages 13.3 ppg in the second, hitting 66.7 percent. Ja'Quan Newton also picks up his game, from 3.3 ppg in the first to 7.7 ppg in the second. Rodriguez ups his points from 2.7 to 6.0 ppg.

Half	PPG	FG%	FT%	Scoring	McClellan PPG	FG%	Newton PPG	Rodriguez PPG
1st	24.0	34.7	53.8	-1.3	5.3	25.0	3.3	2.7
2nd	40.7	47.6	80.5	+7.3	13.3	66.7	7.7	6.0

LAST YEAR AGAINST CLEMSON

Sheldon McClellan dropped 19 points on Clemson last season, hitting 6-8 shots from the field including 3-5 from long range. He was also 4-4 from the line. Ivan Cruz Uceda added 10 points, also hitting a trio of 3-pointers. Tonye Jekiri posted 17 rebounds and blocked five Tiger shots. Angel Rodriguez dished out five assists, tallied two steals and scored nine points.

CANES HAVE STINGY 3-POINT DEFENSE

In eight-straight games, Miami has held all of its opponents to less than 32.0 percent shooting in each game from long range, holding them to a combined 23.0 percent mark in that timeframe. In the first seven games, Miami averaged 41.4 percent 3-point defense. Opponents shot better than 32 percent from three in six of the first seven games. The Canes held in-state opponents Florida and Florida State to 8.3 percent and 10.5 percent from long range, respectively.

MCCLELLAN ONE OF TOP SHOOTING GUARDS IN THE NATION, TOP IN ACC

Senior guard Sheldon McClellan has posted the eighth-best shooting percentage (53.1%) in the country among guards, and has the top shooting percentage among guards in the ACC, according to stats on NCAA.org on Jan. 14. McClellan is currently on three national player of the year early-season watch lists: Naismith Trophy Men's College Player of the Year, Oscar Robertson Trophy for Men's National Player of the Year and Jerry West Shooting Guard of the Year Award.

MIAMI WINNING BY DOUBLE DIGITS

In 12 of Miami's 13 victories, the Canes have outscored their opponents by double digits. Nebraska is the only exception, as Miami won by only five points in overtime against the Huskers. UM is outscoring opponents by 16.1 points per outing, and averaging 81.1 points per contest.

TAKING CARE OF BUSINESS AT THE LINE

Miami is outscoring its opponents by 16.3 points per game this season, and averaging 18.7 made free throws per game. Through 15 games, the Canes are connecting on 76.1 percent of shots at the line, and have hit at least 19 free throws in each game but four, with 12 vs. Florida State, 11 vs. Princeton, 10 at Virginia and seven made FTs against Northeastern.

The Canes are No. 51 in the country in free throws made, and No. 28 in fewest fouls.

NEWTON'S SOPHOMORE SURGE

Miami sophomore Ja'Quan Newton has immensely improved his stats from last year, and has scored in double digits a team-high 12 times this season.

	GP	PPG	FG%	3FG	FT%	10+Pts	Reb	Ast	MPG	Steals
2015-16	15	11.7	51.9	5/15	74.4	12	38	43	21.5	15
2014-15	34	4.0	40.5	4/10	64.1	4	43	47	13.5	8

MIAMI AND ACC TEAMS IN KENPOM RANKINGS

Six ACC teams are in the top 18 of KenPom.com's offensive efficiency ratings, as of Jan. 14. In adjusted efficiency: 1 North Carolina, 2 Pittsburgh, 3 Notre Dame, 5 Duke, 6 Virginia and 18 Miami.

As of Jan. 14, Miami is one of four ACC teams that rank in the KenPom top 10. Seven ACC teams are in the KenPom top 30.

Miami is one of three schools in the country in the top 15 of both offensive and defensive efficiency on Kenpom.com. Oklahoma is No. 7 offensively and No. 12 defensively, Michigan State is No. 8/11 and Miami is No. 18/14.

Off. Efficiency - #18 - 115.6 Def. Efficiency - #14 - 92.9 Effective FG% - #15 - 55.8 Sheldon McClellan - True shooting % - #24 - 67.1 Offensive Rating - #11 - 133.4

MIAMI HOLDS THE LEAD

In Miami's 13 victories, the Canes have led for all but 43 minutes and 22 seconds combined. The Canes trailed 19:49 to Syracuse, 12:00 vs. Princeton, 4:59 vs. UTRGV and 3:59 at Nebraska, added to 1:21 vs. Louisiana, 0:39 vs. Charleston, 0:22 vs. Mississippi State and 0:13 vs. Florida. Miami hasn't trailed in five games - against Utah, Butler, Charlotte, La Salle and Florida State.

In Miami's 13 wins, the Canes have only trailed after the first half against Syracuse, Nebraska and Princeton. The Cornhuskers held a lead with 3:39 left in overtime, the Orange led by one with 7:07 left in regulation and the Tigers led with 6:02 left in regulation.

UM SINCE JOINING THE ACC IN 2004-05

Season	Overall	ACC W-L	ACC Rank/Seed	ACC Post
2004-05	16-13	7-9	t6 / 6	0-1 NIT 0-1
2005-06	18-16	7-9	t7 / 8	1-1 NIT 2-1
2006-07	12-20	4-12	12 / 12	1-1
2007-08	23-11	8-8	t5 / 5	1-1 NCAA 1-1
2008-09	19-13	7-9	t7 / 9	0-1 NIT 1-1
2009-10	20-13	4-12	12 / 12	2-1
2010-11	21-15	6-10	9 / 9	1-1 NIT 2-1
2011-12	20-13	9-7	t4 / 6	1-1 NIT 1-1
2012-13	29-7	15-3	1 / 1	3-0 NCAA 2-1
2013-14	17-16	7-11	10 / 10	1-1
2014-15	25-13	10-8	6 / 6	1-1 NIT 4-1
2015-16	13-2	2-1		

SINCE THE ARRIVAL OF COACH L IN 2011-12 ...

(only includes teams while in the ACC, not with previous conference affiliations)

(AS OF DEC. 29, 2015)

- Miami won ACC regular season and ACC tournament championships in 2013.
- Miami has 29 overall road wins, the most in the conference, leading 28 from North Carolina and Virginia and 26 from Duke.
- Miami has posted a 7-5 combined record against Duke (3-2) and North Carolina (4-3).
- Miami has the fourth-most ACC wins (41) in league play, behind Duke (55), Virginia (52) and North Carolina (50).
- Miami has the fourth-most ACC road wins (19) in league play, behind Duke (24), North Carolina (23) and Virginia (21).
- Miami is tied for the fourth-most ACC home wins (22), behind Duke and Virginia (31), North Carolina (27) and tied with Florida State and NC State (22).
- Miami is one of four schools with six or more wins in the ACC Tournament: North Carolina 7, NC State 7, Miami 6, Florida State 6.
- Miami is one of six ACC schools with a winning record in the NCAA tournament: Duke, Louisville, Miami, North Carolina, NC State, Notre Dame.
- Miami's seeds in the ACC Tournament have been No. 1, No. 6 (2x) and No. 10.
- Miami is one of 10 ACC teams to make an NCAA tournament appearance.
- Miami played in the championship game of the NIT in 2015.
- One ACC Coach of the Year, one ACC Player of the Year, ACC Defensive Player of the Year, one ACC Tournament MVP, four ACC All-Tournament, one first-team All-ACC, one second-team All-ACC, three third-team All-ACC, five honorable mention All-ACC, one ACC All-Rookie Team and four ACC All-Defensive Team selections.
- Miami has the most lopsided win over Duke (27 points) and second-most lopsided wins over Boston College (27 points), North Carolina (26 points) and Florida State (24 points) of any ACC team.
- Miami has won eight ACC games by 20 or more points: Boston College (27, 22, 22 and 21), Duke (27), North Carolina (26), Florida State (24) and Virginia Tech (24).

IN THE FOUR YEARS PRIOR TO THE ARRIVAL OF COACH L (2007-11) ...

- Miami posted the ninth-most ACC wins (25) in the league, ahead of NC State (20), Virginia (21) and Georgia Tech (21).
- Miami recorded 83 overall wins, tied for sixth-most in the ACC.
- Miami's seeds in the ACC Tournament were No. 5, No. 9 (2x) and No. 12.
- Miami was 1-12 combined against Duke and UNC.
- Miami had one first-team All-ACC, one third-team All-ACC, one honorable mention All-ACC, one ACC All-Rookie Team and one ACC Tournament Team selection.

UM COMMUNICATIONS

MBB Contact Amy (Woodruff) LaBrie
Associate Director of Communications
Work/Cell (305) 284-3241 / (813) 410-1194
E-mail LaBrie@miami.edu
Ass't AD for Communications Tom Symonds
Website www.HurricaneSports.com

2015-16 UM QUICK FACTS

Location Coral Gables, Fla.
Stadium BankUnited Center
Press Row 305-284-2111
Capacity 7,972
Enrollment 16,188
Founded 1925
Colors Orange, Green, White
Nickname Hurricanes
Mascot Sebastian the Ibis
Conference Atlantic Coast
President Dr. Julio Frenk
Director of Athletics Blake James
Address 5821 San Amaro Drive
Coral Gables, FL 33146

2014-15 Overall Record 25-13
Home/Away/Neutral 12-6 / 8-4 / 5-3
2014-15 ACC Record / Finish 10-8 / t-6th
Scholarship Players Returning / Lost 7 / 3
Newcomers 3

Head Coach Jim Larrañaga
Alma Mater Providence, 1971
Record at UM 104-5 / 5th season
Overall Record 574-385 / 32nd season

Chris Caputo Westfield (Mass.) State, '02
Jamal Brunt Randolph-Macon, '03
Adam Fisher Penn State, '06, '09
James Johnson Director of Operations
Jaime Vathielil Assoc. Director of Operations
Jason Robey Athletic Trainer
Steve Felde Strength & Conditioning Coach

HISTORY

First Season of Basketball 1926
Overall All-Time Record 976-721
Year UM Joined ACC 2004-05
NCAA Appearances Seven (6-7)
1960, 1998, 1999, 2000, 2002, 2008, 2013
Last NCAA Appearance L, 71-61
Sweet 16 vs. Marquette, 2013
NIT Appearances 12 (11-12)
1961, 1963, 1964, 1995, 1997,
2001, 2005, 2006, 2009, 2011, 2015
Last NIT Appearance (2011) L, 66-64 (ot)
Championship vs. Stanford, 2015

COMMUNICATIONS POLICIES

All interview requests for assistant coaches or athletics department staff members must be approved and cleared by Amy (Woodruff) LaBrie in the UM Communications office. Credential requests are taken via e-mail to LaBrie (LaBrie@miami.edu). Any misuse of credentials will result in removal from the BankUnited Center and the permanent voiding of the credential. The UM locker room is closed at all times. For home games, Coach L and at least one Hurricane player will report to the media room for interviews following the opposing team's press conference.

2015-16 LED (TIED) THE TEAM IN....

	Points	Rebounds	Assists	Steals	Blocks
Cruz Uceda	1				1 (1)
Izundu					
Jekiri		12		(1)	5 (3)
Lawrence		1		(1)	(1)
McClellan	6		1	1 (5)	(2)
Murphy		1		(2)	2 (4)
Newton	2		4 (2)	1 (4)	
Palmer			(1)	(3)	
Reed	2	1	(1)	(5)	(2)
Rodriguez	4		7 (3)	5 (5)	(2)

QUICK HITS

- Miami is 12-0 this season in games decided by 10-or-more points, and Coach L is 62-17 all-time at Miami in games decided by more than 10 points.
- As a team, Miami is hitting 49.2 percent from the field and 36.5 percent from three.
- Miami has posted 13.4 assists per game in the first 15 outings.
- UM is averaging 7.4 threes made per game and 18.7 made free throws per game.
- Miami's bench has scored 26.5 points per game, including 50 against Mississippi State, 47 at La Salle, 39 vs. Charleston and 35 vs. Charlotte.
- The Canes have scored 33.3 points per game in the paint, including 50 paint points against Northeastern and La Salle, and 46 against Mississippi State.
- Miami is averaging 14.7 points off of turnovers, compared to 10.3 from opponents.
- Five Hurricanes are averaging at least 8.5 points per game.
- Five Canes pull down at least 3.0 rebounds per game.
- Six players are averaging at least 21.0 minutes per game.
- Nine of 10 scholarship players are shooting better than 40 percent from the field.
- Every scholarship Cane has scored 10+ points in at least one game.

WHAT'S TRENDING - INDIVIDUALLY

- Ja'Quan Newton has scored double-digit points in 12 games after only scoring 10+ in four games as a rookie. He has already scored 175 points as a sophomore, after tallying 135 points in 34 games a season ago. Newton has at least two assists in 11 games.
- Anthony Lawrence, Jr. has tallied at least nine points in five outings. He has a rebound in all but two outings (Utah and Florida State).
- Davon Reed has grabbed at least three rebounds in every game but vs. Charleston. He has hit three-or-more free throws in all but four games.
- Sheldon McClellan has scored 20+ points in four outings and 14+ points in 11 games. He has a steal in every game but two (vs. Charlotte and Princeton), and has shot better than 50 percent from the field in all but six games. He has hit a free throw in every game and 4+ in nine outings.
- James Palmer has an assist in seven of the last eight games and a rebound in seven of the last eight outings.
- Angel Rodriguez has knocked down a 3-pointer in every game but three (La Salle, Syracuse, Florida State). He has scored in double-digits in 10 games, and notched four-or-more assists in nine outings.
- Kamari Murphy has at least one block in nine of the last 10 games. He has grabbed at least five rebounds in nine of the past 10 outings.
- Tonye Jekiri has pulled down at least 10 rebounds in nine games, including five games with 12-or-more.
- Ivan Cruz Uceda has knocked down at least one 3-pointer in every game except two, at Nebraska and vs. Florida, including six-straight outings. He has hit multiple 3-pointers in eight games. He has a rebound in every game but one (Northeastern).

Player	10+ points	20+ points	7+ rebounds	2+ blocks	4+ assists	3+ steals
Cruz Uceda	5	1	1	1		
Izundu	1		1			
Jekiri	4	1	12	5		
Lawrence	4		1		1	
McClellan	12	4		1	3	2
Murphy	3		3	4		
Newton	12	1	1		5	1
Palmer	2					
Reed	7		2	1	1	1
Rodriguez	10			1	9	3

FIRSTS UNDER JIM LARRAÑAGA AT MIAMI

First game: Nov. 11, 2011 vs. Tennessee Tech. W, 69-58.
First starting lineup: Malcolm Grant, Durand Scott, Garrius Adams, Erik Swoope, Kenny Kadji.
First opening tip: Miami – Kenny Kadji.
First UM FG: 18:38, Durand Scott, 3-pointer.
First lead: 18:38, 3-0.
First halftime score: Tennessee Tech 32, Miami 27.
First win: Nov. 11, 2011. Miami 69, Tennessee Tech 58.
Attendance at first game: 3,600.
First loss: Nov. 25, 2011 at Ole Miss, 64-61 (OT).
First road win: Dec. 22, 2011 at Charlotte, 76-61.
First ACC game: Jan. 7, 2012 at Virginia, L, 52-51.
First ACC win: Jan. 18, 2012 vs. Clemson, 76-73.
First ACC regular season title: 2012-13.
First NIT championship game appearance: April 2, 2015.

JIM LARRAÑAGA = PROGRAM CHANGER

In Coach L's Four Seasons at Miami ...

- ACC Regular Season and Tournament Championships
- .650 winning percentage
- Three 20-win seasons in four years
- Three postseason appearances with seven victories
- 15 ACC wins in 2013
- One All-American

Seven Seasons before Coach L at UM ...

- .561 winning percentage
- Best conference finish was fifth place
- One NCAA Tournament appearance
- Most ACC wins in a season was eight

In Coach L's 14 Seasons at George Mason ...

- .626 winning percentage
- 13-straight winning seasons
- A Final Four appearance
- Five trips to the NCAA Tournament
- Nine postseason appearances
- First national ranking
- First appearance in top 10
- First wins over top 10 teams
- Winningest coach in league history

Seven Seasons before Coach L at GMU...

- .340 winning percentage
- Seven-straight losing seasons
- Zero postseason appearances
- Worst team in the CAA

PRO CANES

James Jones Cleveland Cavaliers (NBA)
Shane Larkin Brooklyn Nets (NBA)
Jimmy Graham Seattle Seahawks (NFL)
Erik Swoope Indianapolis Colts (NFL)
Adrian Thomas Bakersfield Jam (D-League)

Garrius Adams STB Le Havre (France)
Brian Asbury JL Bourg (France)
Rion Brown Basic-Fit Brussels (Belgium)
Guillermo Diaz Capitanes de Arecibo (Puerto Rico)
Julian Gamble Basic-Fit Brussels (Belgium)
Lawrence Gilbert CSU Atlassib Sibiu (Romania)
Malcolm Grant Mississauga Power (Canada)
Gary Hamilton Bohemios Montevideo (Uruguay)
Dequan Jones Acqua Vitasnella Cantu (Italy)
Kenny Kadji New Basket Enel Brindisi (Italy)
Anthony King Royal Hali Gaziantep (Turkey)
Donnavan Kirk Fukuoka Rising (Japan)
Trey McKinney Jones Maccabi Kiryat-Gat (Israel)
Darius Rice Karpos Sokoli 200 Skopje, (Macedonia)
Durand Scott Enel Brindisi (Italy)

DOUBLE-DOUBLES

Tonye Jekiri
 12p, 10r - vs Providence, 12-22-14
 13p, 15r - Boston College, 01-10-15
 10p, 10r - at #4/4 Duke, 01-13-15
 13p, 15r - at Syracuse, 01-24-15
 10p, 10r - #9/8 Louisville 02-03-15
 12p, 15r - at Boston College, 02-16-15
 15p, 15r - Virginia Tech, 02-18-15
 13p, 15r - at #12 Louisville, 02-21-15
 12p, 11r - Florida State, 02-25-15
 10p, 11r - at Pittsburgh, 03-04-15
 11p, 11r - vs. Notre Dame, 03-12-15
 20p, 12r - vs #16 Utah, 11-20-15
 12p, 12r - vs. #22/20 Butler, 11-22-15
 10p, 14r - at La Salle, 12-22-15
Sheldon McClellan
 31p, 11r - at Charlotte, 11-25-14
 16p, 10r - NC State, 01-22-15
 16p, 11r - vs. Temple, 03-31-15
Davon Reed
 10p, 12r - at Richmond, 03-24-15

20-POINT GAMES BY CURRENT PLAYERS

31 - Sheldon McClellan at Charlotte, 11-25-14
 27 - Sheldon McClellan vs. #16 Utah, 11-20-15
 25 - Angel Rodriguez vs Florida State, 2-25-15
 25 - Angel Rodriguez vs #3 Virginia, 1-3-15
 24 - Sheldon McClellan vs. Florida, 12-15-15
 24 - Sheldon McClellan at Boston College, 2-16-15
 24 - Angel Rodriguez at #4 Duke, 1-13-15
 24 - Angel Rodriguez at #8/7 Florida, 11-17-14
 22 - Sheldon McClellan vs. Syracuse, 1-2-16
 21 - Sheldon McClellan vs. Florida State, 1-9-16
 21 - Sheldon McClellan vs Virginia Tech, 2-18-15
 20 - Tonye Jekiri vs. #16 Utah, 11-20-15
 20 - Sheldon McClellan at Pittsburgh, 3-4-15
 20 - Ja'Quan Newton vs. Co. of Charleston, 12-19-15
 20 - Ivan Cruz Uceda at La Salle, 12-22-15

HIGHEST RANKED OPPONENT DEF. AT HOME

#1/1 Duke, 90-63, Jan. 23, 2013

HIGHEST RANKED OPPONENT DEF. ON ROAD

#2/2 Connecticut, 73-71, Feb. 20, 1999

VS. RANKED TEAMS ALL-TIME

Overall	52-142
Home	33-55
at BankUnited Center	14-23
Away	15-66
Neutral	4-21
Overtime + 2OT	1-6
Single Overtime	1-2
Double Overtime	0-4

VS. RANKED TEAMS SINCE REBIRTH (1985-86)

Overall	49-128
Home	30-48
Away	15-59
Neutral	4-21

VS. RANKED TEAMS SINCE JOINING ACC ('04-05)

Overall	24-53
Home	13-21
Away	8-22
Neutral	3-10
Conference Games	17-38
ACC Tournament	1-5
NCAA Tournament	0-2
Reg. Season, Non-Conf.	6-6

OVERALL NON-CONFERENCE GAMES

(includes conference tournament & postseason games)

Overall	14-57
Home	8-18
Away	2-20
Neutral	4-19

UNDER COACH JIM LARRAÑAGA

Overall	10-21
Home	4-8
Away	4-9
Neutral	2-4
Conference Games	5-16
ACC Tournament	0-2
NCAA Tournament	0-1
Reg. Season, Non-Conference	5-1

COACH L TIES TO THE ACC

Coach Jim Larrañaga was an assistant coach at Virginia from 1979-1986, under the leadership of Terry Holland. In those seven seasons, Larrañaga helped the Cavaliers to five NCAA appearances: Final Four twice, Elite Eight once, Sweet 16 once and Round of 64 once, as well as two NIT appearances, including the Championship and Quarterfinal round.

LARRAÑAGA AMONG THE BEST IN COLLEGE BASKETBALL

Entering the 2015-16 season, Coach Larrañaga was tied for 12th on the list of Winningest Active Coaches at Major Schools and is tied for 57th on the NCAA's list of All-Time Winningest Coaches. See page 11 of the notes for a complete listing.

THE BUC IS SOLD OUT

In just his fifth season in Coral Gables, Jim Larrañaga and Miami have SOLD OUT the season ticket allotment for all home games this year at the BankUnited Center. This is the first time in Miami athletics history a team has sold out their season. Due to the season ticket sales, seats will not be available on a single-game basis. In Coach Larrañaga's fifth season at The U, fans have bought 5,500 season tickets, more than doubling the total number of season tickets sold in his first season in Coral Gables. When Coach L began his reign in Miami, fans bought 2,251 season tickets for the 2011-12 campaign. After a record-breaking season on the court in 2012-13, season tickets peaked at 3,674 for 2013-14.

Season Tickets per Year

2015-16: 5,500 2014-15: 3,427 2013-14: 3,674 2012-13: 2,372 2011-12: 2,251

IMPROVING SHOOTING PERCENTAGES

	Rodriguez	McClellan	Jekiri	Newton	Cruz Uceda
2015-16 FG	41.0	53.1	58.4	51.9	54.1
2014-15 FG	33.7	48.4	50.0	40.5	37.4
2015-16 3FG	29.2	39.3	--	33.3	49.1
2014-15 3FG	30.4	35.8	--	40.0	33.9

MCCLELLAN POSTING CAREER SHOOTING PERCENTAGES

Senior guard Sheldon McClellan drastically improved his shooting percentages since arriving at Miami for the 2014-15 season, after spending two years at Texas.

	FG%	3FG%	FT%	PPG
McClellan 2015-16	53.1	39.3	87.0	16.1
McClellan 2014-15	48.4	35.8	82.4	14.5
McClellan 2012-13	38.2	27.3	83.3	13.5
McClellan 2011-12	44.8	31.0	75.6	11.3

BODY CHANGES FOR CRUZ UCEDA AND JEKIRI

Seniors Ivan Cruz Uceda and Tonye Jekiri have spent the summer in the weight room. Cruz Uceda has dropped 20 pounds from 237 to 217, and his body fat has slimmed down from 24 percent to nine percent in just a year in Miami. Jekiri has added 20 pounds to his 7-foot frame, now weighing 250 pounds.

LOOKING BACK:

FEB. 8, 2015 - MIAMI 56, CLEMSON 45

Sheldon McClellan scored 19 points and the Miami Hurricanes sank 10 3-pointers to snap a three-game losing streak by beating Clemson 56-45 Sunday. Clemson had won four in a row. The Hurricanes trailed early in the second half before scoring 13 consecutive points, and led the rest of the way. Junior Tonye Jekiri tied a career high with 16 rebounds with five blocked shots for Miami (15-8, 5-5 Atlantic Coast Conference). Ivan Cruz Uceda had 10 points off the bench. Donte Grantham and Jordan Roper scored 10 points apiece for Clemson (14-9, 6-5). The Tigers missed their final 12 shots and finished at 33 percent, including 5 for 20 from 3-point range. Their offensive frustrations culminated trailing by seven points in the final three minutes, when they missed five shots before committing a turnover - all during a single possession. Clemson lost despite holding an opponent below 40 percent shooting for the fifth game in a row, the team's longest such streak since at least 1964. Miami guard Angel Rodriguez had his first two baskets of the game, a steal and an assist during the Hurricanes' run that turned a 28-27 deficit into a 40-28 lead. He fed McClellan for an alley-oop dunk that made it 44-30. Clemson cut the deficit to 46-43 before Manu Lecomte made 3-pointers on consecutive possessions - his only baskets of the game. McClellan shot 6 of 8 from the floor, including 3 of 5 from 3-point range. The Hurricanes went 6 1/2 minutes without a field goal in the first half, but Cruz Uceda made three consecutive 3-pointers to put them ahead 18-15. Clemson led 25-24 at the half.

MIAMI VS. CLEMSON (10-12)

Home: 6-3 Away: 2-6
 Neutral: 2-3 Under Coach L: 4-1
 Since rebirth in 1985: 10-9

1/5/56	L, 98-96	N	
12/13/58	L, 66-61	N	
12/16/66	L, 73-64	N	
12/20/94	L, 75-55	A	
12/23/95 (OT)	L, 66-52	H	
11/20/01	W, 67-65	N	
1/26/05	W, 69-65	H	
2/12/05	W, 83-77	A	
1/18/06	W, 65-61	H	
3/9/06	W, 66-63	N	
2/28/07 (OT)	L, 74-70	A	
1/27/08	W, 75-72	H	
2/27/08	-- -/25	L, 79-69	A
12/21/08	-- 25/25	L, 91-72	H
2/13/10	L, 74-66	A	
1/8/11	L, 79-72	A	
2/20/11	L, 63-59	H	
1/18/12	W, 76-73	H	
2/17/13	3/4 --	W, 45-43	A
3/9/13	6/7 --	W, 62-49	H
3/4/14	L, 58-54	A	
2/8/15	W, 56-45	H	

MIAMI VS. RANKED TEAMS UNDER COACH L

[] Miami rank () Opponent rank AP/USA TODAY

2011-12

12/06/11	Memphis (21/20)	L	71-54
1/07/12	at Virginia * (21/23)	L	52-51
1/10/12	at North Carolina * (3/3)	L	73-56
2/05/12	[RV/-] at Duke * (7/5)	OT W	78-74
2/11/12	at Florida State * (15/17)	L	64-59
2/15/12	North Carolina * (8/7)	L	73-64
2/26/12	Florida State * (15/16)	W	78-62
3/09/12	vs. Florida State (17/17)	L	82-71

2012-13

11/28/12	Michigan State (13/14)	W	67-59
12/23/12	vs. Arizona (4/5)	L	69-50
1/23/13	[25/RV] Duke * (1/1)	W	90-63
2/2/13	[14/15] at NC State * (19/19)	W	79-78
3/2/13	[5/7] at Duke * (3/3)	L	79-76
3/28/13	[5/4] vs. Marquette (15/16)	L	71-61

2013-14

1/04/14	at Syracuse * (2/2)	L	49-44
1/22/14	Duke * (18/18)	L	67-46
1/25/14	Syracuse * (2/2)	L	49-44
2/05/14	Pittsburgh * (25/22)	OT L	59-55
2/26/14	at Virginia * (12/11)	L	65-40

2014-15

11/17/14	[RV] at Florida (8/7)	W	69-67
12/2/14	[15] Illinois! (24/25)	W	70-61
1/3/15	Virginia * (3/3)	2OT L	80-89
1/13/15	at Duke * (4/4)	W	90-74
1/17/15	at Notre Dame * (12/12)	L	70-75
2/3/15	Louisville * (9/8)	L	55-63
2/21/15	at Louisville (12/12)	L	53-55
2/28/15	North Carolina (15/18)	L	64-73
3/12/15	Notre Dame (11/9)	L	63-70

2015-16

11/20/15	[RV/RV] vs. Utah (16)	W	90-66
11/22/15	[RV/RV] vs. Butler (22/20)	W	85-75
01/12/16	[8/9] at Virginia (11/13)	L	58-66

SEBASTIAN THE IBIS

In 1926, the University of Miami adopted the Ibis as the official mascot for the University's athletic teams. Representing the leadership, courage, knowledge, strength and speed characteristics that our student-athletes portray. As the clouds become dark and a hurricane approaches, folklore maintains that other birds look to the Ibis for leadership. The Ibis uses its instinct to detect danger. It is the last sign of wildlife to take shelter before a hurricane hits, giving warning that danger is imminent. As the storm passes the Ibis is the first to reappear, a sign that clear skies are approaching.

MIAMI'S LARGEST IN 2015-16

Lead	46, at La Salle, 12/22
Deficit	13, vs. Northeastern, 11/27
Margin of Victory	46, at La Salle, 12/22
Margin of Defeat	8 at #13/11 Virginia, 1/12
Halftime Lead	25, vs. Charlotte, 12/5
Halftime Deficit	8, vs. Syracuse, 1/2
Deficit in Win	12, vs. Syracuse, 1/2
Halftime Deficit in Win	8, vs. Syracuse, 1/2
Lead in Loss	7, vs. Northeastern, 11/27
Halftime Lead in Loss	--



LARRAÑAGA WINS 100TH AT MIAMI

The Canes' victory over Charleston marked win No. 100 for Head Coach Jim Larrañaga at the University of Miami. Needing only 150 games, Coach Larrañaga is the fastest to accomplish the feat in program history. Bruce Hale was previously the Miami coach who won 100 games the quickest, earning 100 victories in just 159 games. Hart Morris took 163 games, Frank Haith 174 and Leonard Hamilton took 230 games.

MIAMI'S STARTERS SHOW EXPERIENCE

In six-straight games, Miami has started two redshirt seniors, one true senior, a redshirt junior and a true junior. Those players have now combined for 314 career starts and 502 games played. Sheldon McClellan has started 75 games playing in 120, Tonye Jekiri has 67 starts in 118 games, Angel Rodriguez is at 83/111, Davon Reed 45/77 and Kamari Murphy 44/77.

Those five players have been on a Division I team a combined 21 seasons, as McClellan and Rodriguez are both in their fifth year on the court, Jekiri and Murphy are each in their fourth season, and Reed is a true junior. The average age of that starting five is 21.8 years old: Rodriguez - 23; McClellan - 23; Murphy - 22; Jekiri - 21; Reed - 20.

MCCLELLAN ON THREE NATIONAL PLAYER OF THE YEAR WATCH LISTS

Senior shooting guard Sheldon McClellan is turning heads across the country, earning nods on a trio of watch lists for national player of the year awards. He is one of 50 players on the Naismith Trophy Men's College Player of the Year early season watch list, one of 33 players on the watch list for the Oscar Robertson Trophy for Men's National Player of the Year and is among the 20 players named to the watch list for the 2016 Jerry West Shooting Guard of the Year Award.

THREE CANES ALL-TOURNEY IN PUERTO RICO

Sheldon McClellan, Angel Rodriguez and Tonye Jekiri were named to the Puerto Rico Tip-Off All Tournament Team. This is the first time three players from the same team were on the tournament squad.

HOMECOMING FOR RODRIGUEZ, EARNS MVP

Senior guard Angel Rodriguez was named the Puerto Rico Tip-Off Most Valuable Player. He averaged 13.7 points and 4.0 assists, including 19 points in the championship game. The native of Cupey, P.R., just 20 minutes from San Juan, was greeted by friends and family at each game.

MIAMI WINS PUERTO RICO TIP-OFF

Miami defeated Mississippi State 105-79, then downed No. 16 Utah 90-66 and dropped No. 22/20 Butler 85-75 to win the 2015 Puerto Rico Tip-Off. The Canes outscored their opponents by 20.0 points per game, and out rebounded opponents by 8.7 rebounds per game. Miami also won the event in 2007-08.

FOUR PLAYERS BOAST NCAA TOURNAMENT EXPERIENCE

Senior Tonye Jekiri returns from Miami's 2012-13 ACC Championship and NCAA Sweet 16 team. Sheldon McClellan (Texas), Kamari Murphy (Oklahoma State) and Angel Rodriguez (Kansas State) also have played in the NCAA Tournament, each with their previous schools.

MIAMI LANDS HUELL, BROWN AND MILLER

The Miami men's basketball team landed a pair of top-30 players in Dewan Huell and Bruce Brown, and top 100 player Rodney Miller.

With the addition of these three players, Miami would have six top 100 players next season: Huell (25), Brown (44), Ja'Quan Newton (52), Miller (90), James Palmer (98).

Huell, at 6-10 and 218 pounds, is a five-star, top-25 power forward from Miami Norland High School. Nationally, he is ranked the No. 21 player by ESPN, No. 23 by Rivals and No. 25 by Scout. ESPN and Scout rank him fifth at his position, and Scout says he's the top player in the state of Florida, while ESPN and Rivals have him second in the state. A fluid player who finishes around the rim, Huell runs the floor and can beat his man off the dribble. He can hit the open 15-footer, as well as play with his back to the basket, scoring with a jump hook. Huell has the ability to elevate quickly, giving him the ability to block shots and grab offensive rebounds.

Brown, from Wakefield, Mass., is a four-star shooting guard at Vermont Academy in Saxton's River, Vt. At 6-4 and 205 pounds, Brown is ranked No. 30 by ESPN, No. 44 per Scout and No. 49 by Rivals. A combo guard with a 6-9 wingspan, Brown is one of the best defenders in the country and plays with tremendous energy. He is physical, has the ability to score off the dribble and can play multiple backcourt positions.

Miller is a 6-foot-11-inch, 245-pound center playing prep ball at Oak Hill Academy in Virginia. A native of Laurelton, N.Y., Miller is a

consensus four-star recruit, ranked No. 90 overall by Scout.com and No. 114 by Rivals.com. As a center, he is ranked No. 17 by Scout.com and No. 15 by ESPN. Miller, with a 7-foot-1-inch wingspan, has the ability to alter shots defensively, is a blue-collar rebounder and has good offensive touch around the rim.

CANES SIGN TOP 10 RECRUITING CLASS

The 2016 recruiting class of Dewan Huell, Bruce Brown and Rodney Miller is being named a top-10 recruiting class in the country, with 247Sports ranking the class No. 7, Scout at No. 8, ESPN at No. 9 and Rivals at No. 10.

The 2016 class rankings top Miami's best mark from 2005, when the Canes signed four four-star recruits – Jimmy Graham, Brian Asbury, Adrian Thomas and Denis Clemente – in a class that was ranked No. 12 in the nation by Scout.

In 2009, Miami's signing class was nationally ranked No. 19 by Scout and No. 24 by ESPN. That Hurricanes' heralded 2009 class was comprised of ESPNU 100 picks Durand Scott, Garrus Adams and Donnavan Kirk, in addition to May signee Antoine Allen.

Since 2002, Miami has signed 16 Scout.com top 100 players, including three five-star, top-25 players in DeQuan Jones (22, 2008), Huell (25) and Durand Scott (25, 2009). Since Larrañaga's arrival, his staff has signed five top-100 players in Huell (25), Brown (44), Ja'Quan Newton (52, 2014), Rodney Miller (90) and James Palmer (98, 2014).

Huell is the most lauded signee for Miami since Scott in 2009, Jones in 2008, No. 32 Guillermo Diaz in 2003 and McDonald's All-American Darius Rice in 2000.

MIAMI PREDICTED TO FINISH FIFTH IN ACC

Miami was predicted to finish fifth out of 15 teams in the Atlantic Coast Conference this season, as announced by the league during Operation ACC Basketball in Charlotte, N.C., Oct. 28. North Carolina was predicted to win the league, followed by Virginia, Duke and Notre Dame.

In 2012-13, the Canes were picked to finish fifth, then won the league's regular season and tournament championship. In all four of Larrañaga's seasons at Miami, the Canes have finished the season better than predicted at ACC media day.

Miami's ACC preseason poll breakdowns (votes) and finishes:
 2014-15 - 10th (442) – t-6th 2008-09 - 4th (344) – t-7th
 2013-14 - 12th (224) – 10th 2007-08 - 12th (153) – t-5th
 2012-13 - 5th (436) – 1st 2006-07 - 11th (173) – 12th
 2011-12 - 5th (455) – t-4th 2005-06 - 7th (540) – t-7th
 2010-11 - 8th (305) – 9th 2004-05 - 11th (146) – t-6th
 2009-10 - 10th (135) – 12th

CANES IN NATIONAL STATS (as of Jan. 14)

Category	Rank	Actual	Nat'l Leader	Actual
Free-Throw Percentage	11	76.1	Pittsburgh	79.3
Scoring Margin	13	16.3	Louisville	23.1
Won-Lost Percentage	18	86.7	Two teams	100.0
Field-Goal Percentage	18	49.2	St. Mary's (CA)	53.1
Fewest Turnovers	27	168.0	Temple	126.0
Fewest Fouls	28	263.0	UCF	215.0
Scoring Offense	36	81.1	The Citadel	90.1
Turnovers Per Game	39	11.2	Temple	9.0
Scoring Defense	42	64.9	Little Rock	55.8
Defensive Rebounds/Game	44	28.27	Oklahoma	32.93
Rebound Margin	50	5.8	Michigan St.	13.6
Free Throws Made	51	280.0	Omaha	367.0
Personal Fouls Per Game	57	17.5	Iowa St.	14.6
Field-Goal Pct. Defense	77	40.7	Purdue	35.9
3-Point FG Percentage	94	36.5	Oklahoma	46.4
Assist Turnover Ratio	99	1.2	St. Mary's (CA)	2.02

CANES TOP 100 NATIONALLY (as of Jan. 14)

Tonye Jekiri	Rank	Actual
Defensive Reb per Game	34	6.73
Rebounds Per Game	41	9.3
Total Rebounds	57	140.0

Sheldon McClellan	Rank	Actual
Free Throw Percentage	32	87.0
Field-Goal Percentage	77	53.1

2015-16 STARTERS BY GAME

State	Rodriguez	McClellan	Reed	Cruz Uceda	Jekiri
UTRGV					
Louisiana					
Miss State					
Utah					
Butler					
NEastern					
Nebraska					
Charlotte					
Florida					
Charleston					
La Salle					
Princeton					
Syracuse					
Florida St					
Virginia					

RECORD BY STARTING LINEUP

Rodriguez, McClellan, Reed, Murphy, Jekiri.....	7-1
Rodriguez, McClellan, Reed, Cruz Uceda, Jekiri.....	5-1
Rodriguez, Newton, Reed, Murphy, Jekiri.....	1-0

UM RECORDS

GAME	ACC GAME
POINTS SCORED 59 - Rick Barry vs. Rollins, 1965	35 - Jack McClinton vs. North Carolina 02/15/09
FIELD GOAL % 1.000 (7-7) - Raymond Hicks vs. NC A&T, 2008	.900 (9-10) - Reggie Johnson at Duke 01/02/11
3-POINT FG 9 - Johnny Hemsley vs. Lafayette, 1999	7 (3x) last - Jack McClinton vs. North Carolina 02/15/09
3-POINT FG% 1.000 (5-5) (5x) last - Malcolm Grant vs. NC State, 2011	1.000 (5-5) - James Palmer at Virginia Tech 03/07/15
	1.000 (5-5) - Malcolm Grant at NC State 01/23/11
FT MADE 22 (2x) last - Rick Barry vs. Florida Southern, 1965	16 - Jack McClinton vs. NC State 03/07/09
FT % 1.000 (16-16) - Jack McClinton vs. NC State, 2009	1.000 (16-16) - Jack McClinton vs. NC State 03/07/09
REBOUNDS 29 - Rick Barry vs. Oklahoma City, 1965	17 - Tonye Jekiri vs. Clemson 02/08/15
ASSISTS 14 - Michael Gardner vs. Pittsburgh, 1993	9 (3x) last - Shane Larkin vs. North Carolina 02/09/13
STEALS 9 - Jerome Scott vs. FIU, 1991	6 - Shane Larkin at North Carolina 01/10/12
BLOCKED SHOTS 13 - Anthony King vs. Florida Atlantic, 2004	6 - Anthony King vs. Florida State 01/15/05

AMONG UNIVERSITY OF MIAMI COACHES, LARRAÑAGA ...

- has the highest winning percentage of a Miami coach in the NCAA Tournament, a .667 mark with a 2-1 record.
- is one of two Miami coaches to post three 20-win seasons. Larrañaga has recorded three 20-win seasons in four years at Miami.
- .647 winning percentage is the best mark since Bruce Hale posted a .663 mark from 1955-67, including three seasons led by Rick Barry.
- has led the Canes to 41 ACC wins in just four seasons. Miami won 43 ACC games the previous seven seasons.
- Under Coach L, Miami has posted three of the Canes' top five finishes in ACC play, including the 2013 championship, tied for fourth in 2012 and tied for sixth in 2015. In 2008, Miami tied for fifth in league play, and in 2005, tied for sixth.
- In four seasons under Coach L, Miami has tallied six wins in the ACC Tournament. In the previous seven seasons, Miami went 6-7.
- In two NIT appearances under Coach L, Miami is 5-2 for a .714 winning percentage. In Miami's other 10 NIT appearances combined, the Canes went 6-10 for a .375 winning percentage.

DID YOU KNOW ...

Coach L became the first Miami coach to win 20+ games in his first two seasons at UM and only the third of 12 UM coaches to post three 20-win seasons.

Former Cane Rick Barry was named one of the Greatest Players in NBA History.

Miami native and former Cane James Jones won the 2010-2011 NBA All-Star Weekend 3-Point Contest and the NBA Championship in the 2011-2012 and 2012-13 seasons.

Six-time NBA All Star Amar'e Stoudemire enrolled at UM in 2013 and took classes to earn his bachelor's degree.

UM is in its 12th season in the ACC.

Coach L led the George Mason Patriots to the 2006 Final Four with big wins over some of basketball's elite teams such as Michigan State, UNC and UConn. He was the first coach to take a mid-major to a Final Four in 27 years (Penn '79) when his team advanced in 2006.

In 14 years at George Mason, Larrañaga led the Patriots to five NCAA Tournament appearances (2011, 2008, 2006, 2001, 1999), including the 2006 Final Four.

Miami basketball received APR (Academic Progress Rate) Public Recognition Awards for being among the top 10 percent in APR in its sport. Miami ranks in the top 10 percent NCAA men's basketball with a 990 APR.

The Miami Department of Athletics recorded a Graduation Success Rate (GSR) of 89 percent. Miami's department-wide GSR is 16th overall among FBS programs. UM has exceeded the NCAA average GSR in each of the last 10 years.

The Canes have averaged 20.0 wins over the last 11 seasons.

The Hurricanes have made at least one trey in 918 of 924 games since the NCAA adopted the 3-point shot in 1986. The last time Miami was held without a 3-pointer was Feb. 26, 2014 at Virginia.

Miami has held 777 of its last 778 opponents to less than 100 points. North Carolina was the last team to score 100+, defeating UM 105-64 on Jan. 31, 2007.

MIAMI BASKETBALL – THE EARLY YEARS

The University of Miami basketball program was dormant for 14 years from 1971-1985. In 1983 Director of Athletics Sam Jankovich announced the resurrection of men's basketball at Miami, with the reinstatement vote by the UM Board of Trustees on Oct. 12, 1983. Head coach Bill Foster was hired March 21, 1984, adding assistants Clint Bryant, Seth Greenberg and Cesar Odio by July 1. Tim Harvey was the staff's first recruit, a 6-10, 240-pound center from Plainfield, N.J., who transferred from Georgia Tech. On Oct. 15, 1984 the first men's basketball practice in 12 years was held on the patio in the center of campus, viewed by more than 200 students. Miami defeated The Citadel, 85-77, on Nov. 22, 1985, in the first game of the new era of UM basketball.

COACHING COORDINATORS FOR MIAMI

Miami's assistant coaching staff is set up in a coordinator system, with Jamal Brunt as the offensive coordinator, Chris Caputo manning the defense and Adam Fisher handling the scout for every opponent. James Johnson is the Dean of Discipline.

IT'S ALL ABOUT LOCATION

Miami's complete 13-man roster includes players from: Three countries - Nigeria (2), Spain, U.S.; One U.S. commonwealth - Puerto Rico; Eight states - Connecticut, Florida, Nevada, New Hampshire, New Jersey, New York, Pennsylvania, Texas; and Washington, D.C.

COACHING CHANGES FOR THE HURRICANES

After having the same assistant coaching staff his first four years in Miami, Larrañaga has two new assistant coaches in 2015-16 in Jamal Brunt and Adam Fisher, following the departure of Eric Konkol (Louisiana Tech) and Michael Huger (Bowling Green). Konkol had been an assistant with Coach L 11 seasons and Huger was an assistant coach for eight years and player for four seasons.

Due to the lack of turnover, Coach L has only had nine assistant coaches in the last 14 seasons. Five of his assistants left for a D-I head coaching job, and two others who have worked their way into head coaching jobs. In those 14 seasons, only twice two assistants left at the same time, 1996 (Stan Heath and Steve Merfeld) and 1989 (Jeff Snyder and Ricky Stokes).

Chris Caputo, in his 14th season on Larrañaga's staff and fifth in Coral Gables, was promoted to associate head coach in the summer of 2015.

COACH L REUNITED WITH JAMES JOHNSON

Larrañaga completed his 2015-16 staff with the addition of James Johnson as the team's director of basketball operations. Johnson, who was on Larrañaga's staff for two seasons at George Mason University, including the historic NCAA Final Four run in 2006, came to Miami after seven seasons on staff at fellow ACC school Virginia Tech, where he was the head coach for two seasons after five years as an assistant coach.

LARRAÑAGA CONTRACT EXTENDED THROUGH 2022

The University of Miami extended Coach Jim Larrañaga's contract through May 31, 2022, Director of Athletics Blake James announced in September 2014. Larrañaga first signed a five-year contract in April 2011, then was granted a three-year extension in 2012.

PROCANES REPORT

Former Hurricanes James Jones and Shane Larkin have taken their talents onto NBA rosters this season, as Jones is in Cleveland with the Cavaliers and Larkin joins a new team, the Brooklyn Nets, after playing across town with the Knicks last season. Miami has 17 former players in professional basketball at this time. A complete list is on page five of the notes.

SIGNATURE WINS IN THE COACH L ERA

Since the arrival of Coach Jim Larrañaga, Miami has recorded numerous signature wins during the regular season, both at home and on the road.

- Home**
- Feb. 26, 2012 – No. 17 Florida State, 78-62
 - Nov. 28, 2012 – No. 13/14 Michigan State, 67-59
 - Jan. 23, 2013 – No. 1 Duke, 90-63
 - Feb. 9, 2013 – North Carolina, 87-61
 - Dec. 2, 2014 – No. 24/25 Illinois, W, 70-61
- Road**
- Feb. 5, 2012 – No. 7/5 Duke, 78-74 OT
 - Feb. 2, 2013 – No. 19 NC State, 79-78
 - Nov. 17, 2014 – No. 8/7 Florida, W, 69-67
 - Jan. 13, 2015 – No. 4 Duke, W, 90-74

LARRAÑAGA MEMBER OF UM FACULTY

Coach Jim Larrañaga is an Adjunct Assistant Professor of Kinesiology and Sport Sciences at the University of Miami. Due to his head coaching responsibilities, Larrañaga is a guest lecturer at several different classes in the School of Education and Human Development throughout the semester.

ATTITUDE, COMMITMENT AND CLASS

Attitude, commitment and class are the cornerstone values of the Miami basketball program. Attitude: Be positive. Life is 10% what happens to you and 90% how you react to it. Commitment: Make a total and unconditional commitment to our program. Be passionate about what you do. Class: Show pride and respect in yourself and our program. Be the best you can be in thought, word and deed.

CORAL GABLES AND MIAMI FACTS

The Florida city of Coral Gables, situated just a few miles southwest of Miami, is part of Miami-Dade County. Incorporated in 1925, Coral Gables was created as a fully-planned community by George Merrick, who envisioned an upscale Miami suburb with large elements of Mediterranean-style architecture to highlight the region's Spanish influence. In 1925, roughly simultaneous to the founding of Coral Gables, the city was selected as the home to the University of Miami, which was constructed that year on 240 acres of land just west of U.S. Route 1, approximately two miles south of downtown Coral Gables.

- The average temperature in Coral Gables is 75 degrees.
- Coral Gables averages 300 days of sunshine per year.
- The Venetian Pool, located in Coral Gables, is acclaimed as "the world's most beautiful public swimming pool."
- Miami has 84 miles of beaches.
- Miami is the most southerly major city in the continental United States.
- Miami is the consistently ranked by Dr. Beach's top 10 beaches in the U.S.
- Miami is the only major city to be founded by a woman - Julia Tuttle.
- Bordered by The Everglades National Park & Biscayne National Park, Miami is the only city in the US that is bordered by two national parks.
- Miami is home to 150+ ethnicities and 60+ languages.
- Memorable films made in Miami: Scarface, True Lies, 2 Fast 2 Furious, Bad Boys series, Caddyshack, The Bodyguard.
- TV shows set/filmed in Miami: Miami Vice, Burn Notice, Dexter, The Golden Girls.

AP TOP 25			USA TODAY COACHES POLL		
Jan. 11, 2016			Jan. 11, 2016		
1	Kansas (63)	14-1 1,621	1	Kansas (32)	14-1 800
2	Oklahoma (1)	13-1 1,551	2	Oklahoma	13-1 743
3	Maryland	15-1 1,472	3	Maryland	15-1 742
4	Michigan St (1)	16-1 1,446	4	Michigan State	16-1 694
5	North Carolina	15-2 1,371	5	North Carolina	15-2 673
6	Villanova	14-2 1,246	6	Duke	14-2 596
7	Xavier	14-1 1,200	7	Villanova	14-2 557
8	Miami (FL)	13-1 1,139	8	Xavier	14-1 555
9	Duke	14-2 1,100	9	Miami (FL)	13-1 551
10	SMU	15-0 1,040	10	West Virginia	14-1 477
11	West Virginia	14-1 867	11	Virginia	12-3 426
12	Providence	14-2 862	12	Providence	14-2 400
13	Virginia	12-3 818	13	Kentucky	12-3 393
14	Kentucky	12-3 698	14	Texas A&M	13-2 383
15	Texas A&M	13-2 668	15	South Carolina	15-0 361
16	Iowa	12-3 656	16	Arizona	13-3 337
17	Iowa State	12-3 555	17	Pittsburgh	14-1 263
18	Arizona	13-3 537	18	Iowa State	12-3 253
19	South Carolina	15-0 527	19	Iowa	12-3 226
20	Pittsburgh	14-1 334	20	Louisville	13-3 205
21	Louisville	13-3 330	21	Gonzaga	13-3 173
22	Baylor	12-3 325	22	Baylor	12-3 156
23	Butler	12-4 302	23	Butler	12-4 147
24	Purdue	14-3 145	24	Purdue	14-3 122
25	Gonzaga	13-3 101	25	Indiana	14-3 38

2014-15 IN REVIEW

LAST SEASON MIAMI ...

- Played in the National Invitation Tournament Championship game.
- Played a game in April for the first time in school history.
- Was the only team to defeat eventual national champion Duke on their come court.
- Defeated Duke and Syracuse on the road in the same season, the second time this has ever happened, and the first time since UNC did so during the 1983-84 season.
- Defeated three ranked teams: at No. 8/7 Florida, vs. No. 24/25 Illinois and at No. 4 Duke.
- Defeated a pair of top-7 teams in the same season, both on the road: No. 6/7 Florida and No. 4 Duke.
- Won two true road games against ranked opponents - No. 6/7 Florida and No. 4 Duke - for the first time since 1998-99.
- Defeated Coach Krzyzewski, Boeheim & Donovan, all on the road.
- Ended Duke's 41-game home winning streak, the then-longest active streak in Division I.
- Snapped Duke's 19-game ACC home game winning streak.
- Snapped Florida's streak of 33 consecutive home wins, which was the longest streak in school history.
- Snapped Florida's 25-game home non-conference winning streak at the Stephen C. O'Connell Center.
- Scored 90 points at Duke, the most points scored by an unranked opponent in a regulation win in Cameron Indoor Stadium since NC State's 96 points on Feb. 23, 1983.
- Dealt Duke the most lopsided loss (16 points) an unranked visitor has handed to a ranked Blue Devil team in the ACC era.
- Defeated Syracuse at the Carrier Dome, in front of the largest collegiate crowd of the season to date (Jan. 24): 30,677.
- Junior Tonye Jekiri led the Atlantic Coast Conference in rebounds (10.9 ACC only, 9.9 all games) and double-doubles (9) in ACC games. He is Miami's first player to average 10+ rpg in a season in ACC play.
- Was one of 38 teams in the country, and one of 11 teams from a Top 8 conference, to win 10+ games away from its home arena last regular season. Gonzaga led the way with 14 road & neutral site victories.
- Opened the season 8-0, and on Dec. 1 was ranked No. 15 in the country by both the AP and USA TODAY.
- Suffered 13 losses, including six games (four opponents) against nationally ranked teams. In those six games, the Canes led by at least 12 points twice: 12 points at No. 12 Notre Dame and 13 points at No. 12 Louisville.

McCLELLAN LIT UP THE NET

As of 2014-15 final national stats, guard Sheldon McClellan hit 48.4 percent of his field goals, which was the ...

- Second-best shooting percentage in the nation by a guard in the Power 5 conferences
- 18th-best shooting percentage by a guard in the nation
- 90th-best shooting percentage in the nation (all positions)
- Top shooting percentage by a guard in the ACC

McClellan was ranked in the Top 100 in four other statistical categories: Total minutes (21st), total field goals made (82nd), total points (86th) and free throw percentage (90th).

JEKIRI ONE OF THE TOP BIG MEN IN THE COUNTRY

As of 2014-15 NCAA.com final stats, Tonye Jekiri was in the Top 21 in the country in rebounds per game among all players and the Top 3 among players in the Big 5 conferences.

He was also No. 43 in double-doubles (11), and No. 91 in total blocks (51).

	Reb/g	DReb/g	Total Reb	OReb/g
Actual	9.9	6.7	366.0	3.19
Overall rank	21st	20th	5th	44th
Big 5 rank	3rd	5th	2nd	11th

RODRIGUEZ RANKED NATIONALLY IN STEALS

Senior PG Angel Rodriguez finished the 2014-15 season No. 58 in steals per game (1.84) and No. 63 in total steals (59), despite missing six games due to injury.

MIAMI SETS SCHOOL RECORD FOR GAMES PLAYED, SECOND-MOST WINS

Miami played a school-record 38 games last season, topping the 36 games played in 2012-13. The Canes' 25 wins were second all-time in school history, behind the 29-7 mark in 2012-13.

THE AWARDS OF 2014-15

Tonye Jekiri: ACSMA & Coaches 2015 All-ACC Defensive Team, ACSMA All-ACC Team, H.M., Gildan Charleston Classic All-Tournament Team.

Sheldon McClellan: NIT All-Tournament Team, Riley Wallace Award Finalist, Midseason Watch List for Jerry West Award, ACSMA All-ACC Team, H.M., ACC Player of the Week - Dec. 1, 2014.

Davon Reed: NIT All-Tournament Team, All-ACC Academic Men's Basketball Team, 2015.

Angel Rodriguez: ACSMA All-ACC Team, H.M., 2015 Bob Cousy Collegiate PG of the Year Award Preseason Watch List, 2015 Oscar Robertson Trophy Preseason Watch List, ACC Player of the Week - Nov. 24, Gildan Charleston Classic Most Valuable Player.

CANES POST 20+-WIN SEASON

With a victory at Virginia Tech on March 7, 2015, Miami posted its third 20-win season in four years since the arrival of Jim Larrañaga. Since 2011-12, Coach L has tallied seasons of 20-13, 29-7, 17-16 and 25-13, for an average of 22.8 wins per season. Since joining the ACC in 2004-05, Miami posted three 20-win seasons before Larrañaga, 23-11 in 2008, 20-13 in 2010 and 21-15 in 2011.

MIAMI'S ROAD WINS RANK TOP 11 NATIONALLY

Miami was one of 38 teams in the country, and one of 11 teams from a Top 8 conference, to win 10+ games away from its home arena last regular season. Gonzaga led the way with 14 road and neutral site victories.

The Canes have posted 10+ wins away from home in two of Coach L's four seasons at Miami. In 2012-13, Miami won 15 on the road, including five neutral-site games. Last year, Miami was 10-5 away from the BankUnited Center, with a 3-1 neutral-site record, in the regular season.

CANES IN NATIONAL STATS, VIA NCAA.COM

Miami was 13th in the country in turnovers per game (10.1), committing less than 15 turnovers in 35 of 38 outings.

The Canes knocked down 292 shots from 3-point range, good enough for 20th in the nation. UM hit at least seven shots from long range in 23 games, and tied a school record of 15 made in a game, going 15-of-25 at Virginia Tech on March 7.

UM shot 74.6 percent from the free throw line, which was the 22nd-best mark in the country. Miami drained at least 70 percent of its free throws in 28 games last year. The Canes' 544 free throws made were No. 39 in the NCAA.

Miami averaged just 15.6 fouls per game, a mark that was 22nd-best in the nation, grabbed 1317 total rebounds (29th) and posted a 1.27 assist-to-turnover ratio (44th).

CANES FINISH SIXTH IN ACC AFTER BEING PICKED 10TH

Miami finished sixth in the 2014-15 ACC rankings after being projected to finish 10th by the media at Operation Basketball in October. In each of Coach L's four seasons at Miami, the Canes have exceeded preseason expectations. In his first season, Miami was picked fifth and finished tied for fourth. In just his second season, UM won the ACC after being projected to finish fifth. A year ago, the Canes were selected 12th, but ended 10th.

The Canes and Notre Dame both made a jump of four spots: Miami from 10th to sixth and Notre Dame from seventh to third. Wake Forest and Virginia Tech were the only schools who were slotted in the correct spots. In order of preseason projections, here are the final mis-projections of each team: Duke -1, North Carolina -3, Louisville -1, Virginia +3, Syracuse -3, Pittsburgh -4, Notre Dame +4, Florida State -3, NC State +2, Miami +4, Clemson +2, Wake Forest +0, Georgia Tech -1, Boston College +1, Virginia Tech +0.

LARRAÑAGA POSTS FOURTH 25-WIN SEASON

With a 25-13 mark last season at Miami, Coach Jim Larrañaga has posted four 25-win seasons as a head coach. His first was a 27-8 mark at George Mason in 2005-06, when he led the team to the NCAA Final Four and in 2010-11 he was 27-7 with a 1-1 mark in the NCAA Tournament. At Miami, Coach L led the Canes to a 29-7 mark in 2012-13, winning the ACC regular season and tournament, then taking UM to the NCAA Sweet 16.

CARDIAC CANES - YEAR TWO

Miami played 16 games last season that were decided by five points-or-less. The Canes had five losses by a total of 22 points in the month of February. Three of those games were decided by a total of five points. Miami and Georgia Tech each had 13 games decided by four points or less last season. Miami and Notre Dame led the ACC with nine wins in close games. In 2013-14, Miami led the ACC having played 13 games decided by five points-or-less or in OT.

MIAMI VS. RANKED OPPONENTS

Miami was 3-6 against ranked teams in 2014-15, including 1-1 against top-5 teams and 2-2 against top-10 teams. Of the six losses, one was a double-overtime defeat against Virginia, and the Canes came up 6.1 ppg short in the other five outings. The Canes were 1-3 at home, 2-2 on the road and 0-1 at neutral sites vs. Top 25 opponents. See a complete list vs. ranked opponents since the arrival of Coach L on page 10.

LARRAÑAGA RETURNS HOME, NY COACHES IN NIT

Coach Jim Larrañaga returned to his roots for the NIT, playing in his home state of New York. Larrañaga grew up in the Parkchester neighborhood of The Bronx, playing high school basketball for Jack Curran at Archbishop Molloy High School in Queens.

Since 2000, only four coaches originally from the state of New York have led their team to the championship game of the NIT. In 2015, coach Jim Larrañaga is from The Bronx. In 2014, Larry Brown (Brooklyn) was the runner up with SMU. John Beilein (Burt) won the event in 2007 with West Virginia. In 2000, Matt Doherty (East Meadow) was runner up with Notre Dame.

COACH L IN MADISON SQUARE GARDEN

In Larrañaga's 31 years of coaching, he had never been the head coach of a team playing a game in Madison Square Garden, until March 31 against Temple. He played in the World's Most Famous Arena multiple times while playing college ball for Providence, and was an assistant coach for Virginia when the Cavaliers won the NIT in 1980. Larrañaga's final collegiate game as a Friar was played against UNC in 1971, an 86-79 loss for PC in the NIT Elite 8.

MARCH WAS HURRICANE SEASON

Miami was 7-1 in the month of March last season, and Jim Larrañaga is 19-8 in the month of March while coaching at Miami.

BALANCED ATTACK IN THE POSTSEASON

In five NIT games Miami presented a balanced attack with ...

- * Six players averaging more than 7.6 points per game: McClellan (13.2 ppg), Reed (10.8), Jekiri (8.0), Lecomte (8.0), Newton (7.8), Burnett (7.6).
- * Nine guys knocking down a 3-pointer: Burnett (7), Cruz Uceda (6), McClellan (6), Reed (4), Lecomte (3), Newton (2), Sherman (1), Jekiri (1), Palmer (1).
- * Five players grabbing 3.8 or more rebounds per game: Jekiri (7.5), Reed (7.0), McClellan (5.0), Cruz Uceda (4.8) and Newton (3.8).

SECOND-HALF SCORING FUELS CANES

In five NIT games, Miami scored 40.4 points per game in the second stanza after just 25.6 per game in the first half. For the season, Miami averaged 30.0 points in the first and 37.0 in the second period. Miami scored 35+ in the second period in all five NIT games, led by 45 at Richmond after scoring just 18 in the first half against the Spiders.

MIAMI'S RECORD WHEN... RECORD	2015-16		COACH L	
	ALL	ACC	AT UM	ACC
All games	13-2	2-1	104-51	43-30
Home	8-1	2-0	56-20	24-13
Away	2-1	0-1	32-22	19-17
Neutral	3-0		16-9	
November	5-1		24-7	
December	6-0		21-9	0-1
January	2-1	2-1	20-12	18-12
February	--		20-14	19-14
March	--		19-8	6-3
April	--		0-1	0-2
Vs. Top 10 opponents	--		4-8	3-7
Vs. Top 25 opponents (includes Top 10)	2-1	0-1	10-21	5-16
Vs. RV opponents (either or both polls)	1-0		9-2	3-0
Vs. teams over .500 on game day	9-2	2-1	63-44	28-25
Vs. teams under .500 on game day	1-0		26-6	11-5
Vs. teams at .500 on game day	3-0		14-1	4-0
While UM is in the Top 25	8-2	2-1	28-10	14-6
While UM is RV (only)	5-0		19-4	4-1
Leading at halftime	11-0	1-0	76-12	28-9
Trailing at halftime	2-2	1-1	23-37	11-20
Tied at halftime	--		5-2	3-1
Single overtime	1-0		3-6	1-2
Double overtime	--		3-1	2-1
In overtime games (single+double)	1-0		6-7	3-3
Leading with 2:00 left in regulation	12-1	2-0	94-7	39-3
Trailing with 2:00 left in regulation	1-1	0-1	8-41	3-26
Tied with 2:00 left in regulation	--		2-1	0-1
UM shoots 50% or better from field	8-1		36-3	10-2
UM shoots 40-49% from field	3-1	1-1	55-14	29-11
UM shoots under 40% from field	2-0	1-0	13-34	4-17
Opp. shoots 50% or better from field	1-1	0-1	6-14	2-8
Opp. shoots 40-49% from field	5-1		45-24	21-14
Opp. shoots under 40% from field	7-0	2-0	54-13	20-8
UM shoots 70% or better from the line	12-1	2-0	66-25	24-15
UM shoots less than 70% from the line	1-1	0-1	38-26	19-14
UM makes more 3-point FGs	9-1	1-1	53-22	23-17
UM makes fewer 3-point FGs	3-1	1-0	33-20	15-11
3-point FGs are even	1-0		9-2	5-2
Four or more Canes in double figures	8-1		49-10	18-7
Three Canes score in double figures	3-1	1-1	39-22	19-9
Two or less Canes score in double figures	2-0	1-0	16-19	6-14
UM outrebounds opponent	10-0		71-17	25-11
Opp. outrebounds UM	2-2	1-1	28-34	16-19
Tied in rebounds	1-0	1-0	5-0	2-0
UM records 10 or more steals	2-0	1-0	15-4	5-1
UM records 15 or more assists	4-1		32-2	14-1
UM commits less than 15 turnovers	12-2	2-1	92-44	38-26
UM commits 15 or more turnovers	1-0		10-2	3-4
UM commits less turnovers than opp.	7-2	2-1	59-22	25-11
UM commits more turnovers than opp.	4-0		36-18	15-13
Tied in turnovers	2-0		9-10	3-6
UM scores 59 points or less	0-1	0-1	9-26	5-17
UM scores between 60-69 points	2-0	1-0	29-15	14-5
UM scores between 70-79 points	3-1	1-0	40-9	16-7
UM scores between 80-89 points	4-0		17-1	5-1
UM scores between 90-99 points	3-0		8-0	3-0
UM scores 100 or more points	1-0		1-0	0-0
Playing during the morning (11 a.m.)	--		1-0	
Playing during the afternoon	3-1	1-0	32-16	17-11
Playing in the evening (5 p.m. or later)	10-1	1-1	70-34	26-19
Games decided by three points or less	0-1		12-13	5-9
Games decided by four to 10 points	1-1	0-1	30-21	15-15
Games decided by 11-19 points	6-0	2-0	37-13	14-3
Games decided by more than 20 points	6-0		25-4	9-3

UM SINCE THE ARRIVAL OF JIM LARRAÑAGA IN 2011

- 2013 ACC Regular Season Champions
- 2013 ACC Tournament Champions
- Ranked No. 2/2 - Miami's program high - Feb. 18, 2013
- No. 1 seed at 2013 ACC Tournament
- No. 2 seed in 2013 NCAA Tournament
- Won school record 29 games in 2013
- Won 15 ACC games in 2013
- 14-game win streak (tied 1946-47 and 2001-02) from Jan. 2 - Feb. 19, 2013
- 13-0 start in 2013 conference play, topping school-best nine ACC victories, which was set in 2011-12
- Sophomore Shane Larkin selected No. 18 in the 2013 NBA Draft by Atlanta Hawks, then traded to Dallas Mavericks
- All six seniors from 2012-13 championship season earned academic degree from UM: Garius Adams, Julian Gamble, Reggie Johnson, Kenny Kadji, Trey McKinney Jones, Durand Scott
- Defeated No. 1 Duke, 90-63, on Jan. 23, 2013 in Coral Gables
- Defeated Duke twice within 12 months, at both Cameron Indoor Stadium and the BankUnited Center
- First team to beat Duke and UNC by 20+ points in the same season since Maryland in '74-75 season
- First team to beat Duke and UNC by 25+ points since the start of ACC play in 1953
- Defeated three teams in The Triangle in the same season: UNC, Duke & NC State
- In 2012-13 defeated three teams in the Top 20 for the first time since joining the ACC - the last time was in 1999-00
- Five home sellouts of 7,972 fans vs. Duke, Florida State, North Carolina, Virginia and Clemson
- Played in championship game of the NIT, against Stanford, in Madison Square Garden
- Only team to defeat 2015 National Champion Duke on their home court
- Snapped Duke's 19-game ACC home game winning streak at Cameron Indoor Stadium
- Ended Duke's 41-game home winning streak, the longest active streak in Division I
- Snapped Florida's 33-game home winning streak at the Stephen C. O'Connell Center, which was the third-longest in the country, behind 34 from both Duke and Stephen F. Austin
- Ended Florida's 25-game home non-conference winning streak at the Stephen C. O'Connell Center
- Miami's 90 points scored against Duke in 2015 were the most points scored by an unranked opponent in a regulation win in Cameron Indoor Stadium since NC State's 96 points on Feb. 23, 1983.
- Dealt Duke its last two regular-season losses by 16-or-more points: 27 (90-63) on Jan. 23, 2013 at Miami and 16 (90-74) on Jan. 13, 2015 at Duke
- Handed Duke the most lopsided loss (16 points) an unranked visitor has handed to a ranked Blue Devil team in the ACC era
- Dealt Duke two of its five overall, and three ACC, losses by 16-plus points
- Scored 90 points against Duke twice
- In 2014-15, defeated 500-win coaches Mike Krzyzewski, Jim Boeheim and Billy Donovan
- Won at Cameron Indoor Stadium twice
- Defeated a pair of top-8 teams in the same season, both on the road: No. 6/7 Florida and No. 4 Duke
- Won two true road games against ranked opponents for the first time since 1998-99: No. 6/7 Florida and No. 4 Duke
- First team to defeated Duke and Syracuse on the road in the same season since the 1983-84 season (UNC).

AWARDS

- 2013 Coach of the Year - Jim Larrañaga
- 2013 Naismith Coach of the Year - Jim Larrañaga
- 2013 ACC Coach of the Year - Jim Larrañaga
- 2013 Henry Iba National Coach of the Year - Jim Larrañaga
- 2013 Adolph Rupp Cup Coach of the Year - Jim Larrañaga
- 2013 ACC Player of the Year (Coaches) - Shane Larkin
- 2013 ACC Defensive Player of the Year - Durand Scott
- Nine All-ACC selections: Shane Larkin 1st team, Kenny Kadji 2nd team & 3rd team, Scott H.M. (twice), Rion Brown 3rd team, Tonye Jekiri H.M., Sheldon McClellan H.M., Angel Rodriguez H.M.
- Four All-ACC Defensive Team players: Shane Larkin, Durand Scott, Julian Gamble, Tonye Jekiri
- 2012 ACC All-Rookie Team - Shane Larkin
- ACC All-Academic Team - Raphael Akpejori (2013), Davon Reed (2014, 2015)
- 2013 ACC Tournament MVP - Shane Larkin
- Four ACC All-Tournament team nods: Shane Larkin (1st), Durand Scott (1st), Julian Gamble (2nd), Trey McKinney Jones (2nd)
- Seven ACC Player of the Week awards: Reggie Johnson (2012), Durand Scott (2012 & 2013), Shane Larkin (2013), Angel Rodriguez (2014) and Sheldon McClellan (2014).
- One ACC Rookie of the Week: Shane Larkin (2012)
- Two NIT All-Tournament Team selections: Sheldon McClellan, Davon Reed
- NABC Honors Court: Raphael Akpejori
- ACC Academic Honor Roll: Raphael Akpejori, Justin Heller, Donnavan Kirk

COACH LARRAÑAGA'S MILESTONE VICTORIES

Victory	Date	Opponent	Score	School
50	02/10/88	Miami (Ohio)	65-59	Bowling Green
100	02/23/91	Kent State	84-57	Bowling Green
150	12/22/94	at Ohio State	59-50	Bowling Green
200	12/27/97	Northeastern	66-60	George Mason
250	12/20/00	Coastal Carolina	81-65	George Mason
300	12/02/03	East Carolina	76-65	George Mason
350	01/26/06	William & Mary	81-58	George Mason
400	02/27/08	William & Mary	68-59	George Mason
450	12/08/10	Loyola (Md.)	66-52	George Mason
500	01/05/12	at Georgia Tech	62-49	Miami
550	01/24/15	at Syracuse	66-62	Miami
100th win at Miami		Co. of Charleston, 12/19/15	85-63	

COACH JIM LARRAÑAGA

COACHING HONORS

2013 AP Coach of the Year
 2013 Naismith Coach of the Year
 2013 Henry Iba Coach of the Year
 2006 Clair Bee Coach of the Year
 2013 Adolph Rupp Cup Coach of the Year
 2013 NABC All-District II Coach
 2013 USBWA District IV Coach of the Year
 2013 ACC Coach of the Year
 2001 & 1999 CAA Coach of the Year
 1997 MAC Coach of the Year
 Six NCAA tournament appearances: 2013, 2011, 2008, 2006, 2001, 1999
 Eight postseason NIT appearances: 2015, 2012, 2009, 2004, 2002, 1997, 1991, 1990
 Nine 20-win seasons

NOTABLE COLLEGE PLAYERS COACHED

Shane Larkin (Miami) - ACC Player of the Year, ACC Tournament MVP, USBWA All-District, Sporting News All-American, finalist for Cousy, Naismith & Wooden awards, All-ACC First Team and All-ACC Defensive Team
 Durand Scott (Miami) - ACC Defensive Player of the Year, ACC Tournament First Team, All-ACC Third Team
 George Evans (George Mason) - Three-time CAA Player of the Year, CAA Rookie of the Year, three-time CAA Defensive Player of the Year, three-time CAA All-Defensive Team
 Antonio Daniels (Bowling Green) - MAC Player of the Year, MAC Freshman of the Year

STUDENT-ATHLETE HONORS

Three All-America players
 Nine All-Atlantic Coast Conference selections
 Four ACC All-Tournament team selections
 Four coaches and three media ACC All-Defensive Team selections
 28 All-Colonial Athletic Association conference selections
 Nine CAA All-Defensive Team selections
 Eight CAA All-Rookie Team selections
 Three Dean Ehlers Award winners - given to the CAA player who best meets the criteria of academic achievement, leadership and community service.
 12 All-MAC Conference selections
 Two MAC Freshman of the Year selections
 Four MAC All-Freshman Team selections
 Two NIT All-Tournament Team selections
 One NABC Honors Court selection
 Three ACC Academic Honor Roll student-athletes

NBA PLAYERS COACHED

Lance Blanks	Frank Booker	Rick Carlisle
Antonio Daniels	Jeff Jones	Andrew Kennedy
Jeff Lamp	Shane Larkin	Lewis Latimore
Jason Miskiri	Olden Polynice	Lee Raker
Ralph Sampson	Tom Sheehy	Clinton Venable
Othell Wilson	Ricky Wilson	

WINNINGEST ACTIVE COACHES VS. MAJOR SCHOOLS

-as of Nov. 12, 2015

Rank		vs. Major Schools
1	Mike Krzyzewski, Duke	1,018
2	Jim Boeheim, Syracuse	966
3	Roy Williams, North Carolina	750
4	Rick Pitino, Louisville	720
5	Cliff Ellis, Coastal Carolina	694
6	Bob Huggins, West Virginia	693
7	John Calipari, Kentucky	635
8	Rick Barnes, Tennessee	604
9	Lon Kruger, Oklahoma	561
10	Bill Self, Kansas	559
11	Tubby Smith, Texas Tech	538
12 Tie	Jim Larrañaga, Miami	533
12 Tie	Dana Altman, Oregon	533
14	John Beilein, Michigan	459
15	Kelvin Sampson, Houston	438

LARRAÑAGA YEAR-BY-YEAR

Year	School	Overall	Conference	Post
		W-L	W-L	Finish Season
1977-78	American International	14-13		
1978-79	American International	13-13		
1986-87	Bowling Green	15-14	10-6	3
1987-88	Bowling Green	12-16	7-9	t-5
1988-89	Bowling Green	13-15	6-10	t-6
1989-90	Bowling Green	18-11	9-7	t-3 NIT 0-1
1990-91	Bowling Green	17-13	9-7	t-4 NIT 0-1
1991-92	Bowling Green	14-15	8-8	5
1992-93	Bowling Green	11-16	8-10	t-6
1993-94	Bowling Green	18-10	12-6	t-2
1994-95	Bowling Green	16-11	10-8	t-5
1995-96	Bowling Green	14-13	9-9	t-6
1996-97	Bowling Green	22-10	13-5	t-1 NIT 0-1
1997-98	George Mason	9-18	6-10	6
1998-99	George Mason	19-11	13-3	1 NCAA 0-1
1999-00	George Mason	19-11	12-4	t-1
2000-01	George Mason	18-12	11-5	3 NCAA 0-1
2001-02	George Mason	19-10	13-5	2 NIT 0-1
2002-03	George Mason	16-12	11-7	4
2003-04	George Mason	23-10	12-6	3 NIT 2-1
2004-05	George Mason	16-13	10-8	6
2005-06	George Mason	27-8	15-3	t-1 NCAA 4-1
2006-07	George Mason	18-15	9-9	5
2007-08	George Mason	23-11	12-6	2 NCAA 0-1
2008-09	George Mason	22-11	13-5	2 NIT 0-1
2009-10	George Mason	17-15	12-6	4 CIT 0-1
2010-11	George Mason	27-7	16-2	1 NCAA 1-1
2011-12	Miami	20-13	9-7	t-4 NIT 1-1
2012-13	Miami	29-7	15-3	1 NCAA 2-1
2013-14	Miami	17-16	7-11	10
2014-15	Miami	25-13	10-8	6 NIT 4-1
2015-16	Miami	13-2	2-1	
Overall		574-385	309-194	14-15

WINNINGEST COACHES

All-Time -as of Nov. 12, 2015

Name	Total Wins
1 Mike Krzyzewski	1018
2 Jim Boeheim	966
3 Bob Knight	902
4 Dean Smith	879
5 Adolph Rupp	876
6 Jim Calhoun	873
7 Jim Phelan	830
8 Eddie Sutton	806
9 Lefty Driesell	786
10 Lute Olson	780
11 Lou Henson	779
12 Cliff Ellis	770
13 Bob Huggins	765
14 Ed Diddle	759
15 Henry Iba	755
16 Roy Williams	750
17 Phog Allen	746
18 Rollie Massimino	745
19 John Chaney	741
20 Bo Ryan	740
21 Jerry Tarkanian	729
22 Norm Stewart	729
23 Ray Meyer	724
24 Rick Pitino	722
25 Don Haskins	719
26 Rick Byrd	711
27 Jerry Sloucum	699
28 Mike Montgomery	677
29 Denny Crum	675
30 Gary Williams	668
31 John Wooden	664
32 Larry Hunter	664
33 Ralph Miller	657
34 Tom Penders	649
35 Gene Bartow	647
36 John Beilein	642
37 Billy Tubbs	641
38 Homer Drew	640
39 Marv Harshman	637
40 Hugh Durham	633
41 Norm Sloan	624
42 Stew Morrill	620
43 Ben Braun	615
44 Rick Barnes	604
45 Slats Gill	599
46 Tom Davis	598
47 Abe Lemons	597
48 John Thompson	596
49 John Calipari	593
50 Guy Lewis	592
51 Bobby Cremins	579
52 Pat Douglass	573
53 Eldon Miller	568
54 Davey Whitney	566
55 Gale Catlett	565
56 Gary Colson	563
T57 Jim Larrañaga	561
T57 Lon Kruger	561
59 John Kresse	560
60 Bill Self	559
61 Tony Hinkle	558
62 Glenn Wilkes	551

MIAMI HIGHS	OPPONENT HIGHS	MIAMI LOWS	OPPONENT LOWS
Points 105, vs. Mississippi State 11/19	Points 79, vs. Mississippi State 11/19	Points 58, at Virginia, 1/12	Points 49, at La Salle, 12/22
Points/Half 59 (1st), vs. Mississippi State 11/19	Points/Half 50, vs. Louisiana 11/16	Points/Half 17 (1st), vs. Syracuse, 1/2	Points/Half 21 (1st), vs. Charlotte, 12/5
Field Goals Made 34 (2x) last at La Salle, 12/22	Field Goals Made 30, vs. Mississippi State 11/19	Field Goals Made 18, vs. Syracuse, 1/2	Field Goals Made 17, at La Salle, 12/22
Field Goal Att. 64, at La Salle, 12/22	Field Goal Att. 67, vs. Charlotte, 12/5	Field Goal Att. 50, at Virginia, 1/12	Field Goal Att. 47, at Virginia, 1/12
Field Goal Pct. 56.7, vs. Mississippi State 11/19	Field Goal Pct. 50.0, vs. Utah 11/20	Field Goal Pct. 34.6, vs. Syracuse, 1/2	Field Goal Pct. 29.8, at La Salle, 12/22
3-Point FG Made 12, vs. Louisiana 11/16	3-Point FG Made 12, vs. Northeastern, 11/27	3-Point FG Made 3, vs. Syracuse, 1/2	3-Point FG Made 1, vs. Florida, 12/8
3-Point FG Att. 31, vs. UTRGV 11/13	3-Point FG Att. 24, at La Salle, 12/22	3-Point FG Att. 15, vs. Princeton, 12/29	3-Point FG Att. 7, at Virginia, 1/12
Free Throws Made 28, vs. Mississippi State 11/19	Free Throws Made 16 (2x), last at Virginia, 1/12	Free Throws Made 7, vs. Northeastern, 11/27	Free Throws Made 8 (2x) last vs. Syracuse, 1/2
Free Throw Att. 38, vs. Mississippi State 11/19	Free Throw Att. 24, vs. Louisiana 11/16	Free Throw Att. 9, vs. Northeastern, 11/27	Free Throw Att. 12 (2x) last at Nebraska, 12/1
Rebounds 51, at La Salle, 12/22	Rebounds 41, vs. Syracuse, 1/2	Rebounds 27, at Virginia, 1/12	Rebounds 24, at La Salle, 12/22
Assists 20, vs. Mississippi State 11/19	Assists 14 (2x) last vs. Mississippi State 11/19	Assists 8 (2x) last at Virginia, 1/12	Assists 5, vs. Princeton, 12/29
Steals 12, vs. Syracuse, 1/2	Steals 13, vs. College of Charleston, 12/19	Steals 2, vs. Princeton, 12/29	Steals 1 (2x) last at Virginia, 1/12
Blocks 7 (3x) last vs. Syracuse, 1/2	Blocks 5, vs. Mississippi State 11/19	Blocks 0, vs. UTRGV 11/13	Blocks 0, vs. College of Charleston, 12/19
Turnovers 17, vs. College of Charleston, 12/19	Turnovers 19, vs. Syracuse, 1/2	Turnovers 7, vs. Utah 11/20	Turnovers 5, vs. Charlotte, 12/5
Bench Points 50, vs. Mississippi State 11/19	Bench Points 25 (3x) last vs. Charlotte, 12/5	Bench Points 3, vs. Florida, 12/8	Bench Points 7, vs. Syracuse, 1/2
Victory Margin 46, at La Salle, 12/22	Victory Margin 8, at Virginia, 1/12	Victory Margin 5, at Nebraska, 12/1	Victory Margin 1, vs. Northeastern, 11/27

MIAMI INDIVIDUAL HIGHS	
Points	27, Sheldon McClellan, vs. Utah 11/20
Field Goals Made	10, Sheldon McClellan, vs. Utah 11/20
Field Goal Attempts	12 (2x) last Sheldon McClellan, vs. Northeastern, 11/27
3-Point FG Made	4 (3x), last Ivan Cruz Uceda, at La Salle, 12/22
3-Point FG Attempts	7 (2x) last Angel Rodriguez, vs. Syracuse, 1/2
Free Throws Made	12, Sheldon McClellan, vs. Syracuse, 1/2
Free Throw Attempts	14, Sheldon McClellan, vs. Syracuse, 1/2
Rebounds	14, Tonye Jekiri, at La Salle, 12/22
Assists	7, Angel Rodriguez, vs. UTRGV, 11/13
Blocks	5, Tonye Jekiri, vs. Northeastern, 11/27

OPPONENT INDIVIDUAL HIGHS	
Points	28, Shavon Shields, at Nebraska, 12/1
Field Goals Made	11, Shavon Shields, at Nebraska, 12/1
Field Goal Attempts	25, Shavon Shields, at Nebraska, 12/1
3-Point FG Made	5 (3x) last Malachi Richardson, Syracuse, 1/2
3-Point FG Attempts	10 Quincy Ford, vs. Northeastern, 11/27
Free Throws Made	11, David Walker, vs. Northeastern, 11/27
Free Throw Attempts	12, David Walker, vs. Northeastern, 11/27
Rebounds	13, Shawn Long, vs. Louisiana, 11/16
Assists	8, Jay Wright, vs. Louisiana, 11/16
Blocks	4, Jake Hammond, at Nebraska, 12/1

THE LAST TIME ...

Player Scored 30 Points

Miami Sheldon McClellan (31), at Charlotte, 11/25/14
Opponent Xavier Rathan-Mayes (35) Florida State, 2/25/15

Player Scored 35 Points

Miami Jack McClinton (35) vs. North Carolina, 3/15/09
Opponent Xavier Rathan-Mayes (35) Florida State, 2/25/15

Player Scored 40 Points

Miami Darius Rice (43) vs. Connecticut, 1/20/03
Opponent Sean Singletary (41), Virginia, 3/1/08

Two Players Scored 20 Points

Miami Sheldon McClellan (27), Tonye Jekiri (20), Utah, 11/20/15
Opponent David Walker (21), Quincy Ford (24), Northeastern, 11/27/15

Three Players Scored 20 Points

Miami Dwayne Collins (23), Brian Asbury (21), Jack McClinton (20) vs. Virginia Tech, 1/25/09
Opponent Travis Mays (40), Alvin Heggs (22), Lance Blanks (21), Texas, 2/22/89

Five (not 5+) Players Scored in Double Figures

Miami Ivan Cruz Uceda (20), Sheldon McClellan (14), Angel Rodriguez (11), Tonye Jekiri (10), Ja'Quan Newton (10), at La Salle, 12/22/15
Opponent Shawn Long (21), Jay Wright (13), Kasey Shepherd (12), Bryce Washington (11), Devonta Walker (11) vs. Louisiana 11/16/15

Six (not 6+) Players Scored in Double Figures

Miami Davon Reed (19), Angel Rodriguez (18), Sheldon McClellan (16), Ivan Cruz Uceda (13), Anthony Lawrence (12), Ja'Quan Newton (11) vs. Louisiana 11/16/15

Seven+ Players Scored in Double Figures

Miami Sheldon McClellan (18), Ja'Quan Newton (15), James Palmer (14), Ebuka Izundu (11) Angel Rodriguez (11), Ivan Cruz Uceda (10), Anthony Lawrence Jr. (10) vs. Mississippi State 11/19/15

Player Grabbed 15 Rebounds

Miami Tonye Jekiri (15) at Louisville, 2/21/15
Opponent Jahlil Okafor (15), at Duke, 1/13/15

Two Players Grabbed 10 Rebounds

Miami Tonye Jekiri (14), Kamari Murphy (10), at La Salle, 12/22/15
Opponent Tyler Roberson (11), Tyler Lydon (10), Syracuse, 1/2/16

Three Players Grabbed 10 Rebounds

Miami Mark Richardson (11), Eric Brown (10), Joe Wylie (10) vs. FIU, 3/6/89
Opponent Matt Harpring (12), Dion Glover (10), Michael Maddox (10), Georgia Tech, 12/27/97

Player Had 10 Assists

Miami Durand Scott (10) vs. North Carolina Central, 11/14/09
Opponent Kris Dunn (13), Providence, 12/22/14

Player Had 10 Blocks

Miami Anthony King (10) vs. Florida Atlantic, 11/29/04
Opponent Jarvis Varnado (10), Mississippi State, 12/13/07

Player Had a Double-Double

Miami Tonye Jekiri (10 pts, 14 rebs) at La Salle, 12/22/15
Opponent Shawn Long (21 pts, 13 rebs) vs. Louisiana, 11/16/15

Player Had a Triple-Double

Miami Anthony King (11 pts, 10 reb, 13 blks) vs. Florida Atlantic, 11/29/04
Opponent Brendan Haywood (18 pts, 14 reb, 10 blks), North Carolina, 12/4/00

Two Players Had Double-Doubles

Miami Reggie Johnson (22 pts, 11 rebs) & Kenny Kadji (12 pts, 12 rebs), vs. Stetson, 11/9/12
Opponent Brice Johnson (22 pts, 11 rebs) & J.P. Tokoto (10 pts, 10 rebs), North Carolina, 2/28/15

Team Scored 100 Points

Miami 105 vs. Mississippi State, 11/19/15
Opponent 105, North Carolina, 1/31/07

Team Scored 50 Points in a Half

Miami 55 (2nd half) at La Salle, 12/22/15
Opponent 50 (2nd half) vs. Louisiana, 11/16/15

Team Shot 50 Percent in Both Halves

Miami .500 (15-30) / .559 (19-34) at La Salle, 12/22/15
Opponent .563 (9-16) / .520 (13-25) at Florida State, 2/1/15

Team Shot 60 Percent in a Half

Miami .621 (18-29), second half, vs. Princeton, 12/29/15
Opponent .611 (11-18), second half, at Virginia, 1/12/16

Team Shot 70 Percent in a Half

Miami .739 (17-23), first half, at Florida State, 2/13/13

Team Shot 60 Percent in a Game

Miami .638 (30-47), at Florida State, 2/13/13
Opponent .622 (23-37), Clemson, 12/21/08

Team Shot Less Than 30 Percent in a Game

Miami .293 (12-41), vs. Eastern Kentucky, 12/19/14
Opponent .298 (9-19), at La Salle, 12/22/15

THE LAST TIME A MIAMI FRESHMAN ...

Scored 26+ Points:	Durand Scott, 29, vs. North Carolina, 3/02/10
Scored 20-25 Points:	Deandre Burnett, 21, vs. Green Bay, 12/6/14
Perfect from Field (5+ att):	Reggie Johnson (RS), 8-of-8, vs. Wake Forest, 3/11/10
Perfect from 3-Point (3+ att):	Anthony Lawrence, 3-of-3, vs. Charleston, 12/19/15
10+ Rebounds:	Reggie Johnson (RS), 12, vs. Virginia Tech, 03/12/10
10+ Assists:	Durand Scott, 10, vs. North Carolina Central, 11/14/09
5-9 Assists:	Ja'Quan Newton, 5, at Notre Dame, 1/17/15
5+ Steals:	Shane Larkin, 6, vs. North Carolina, 01/10/12
4+ Blocks:	Raphael Akpejiori, 4, McNeese State, 11/24/10
Double-Double:	Julian Gamble (RS), 13 points, 13 rebounds, North Florida, 12/31/08

Official Basketball Box Score - Game Totals - Final Statistics
Dowling vs Miami
11-04-15 7 p.m. at Coral Gables, Fla. | BankUnited Center

Box score table for Dowling vs Miami. Columns include Player, FG, 3-P, FT, Rebounds, P, F, TP, A, T, BK, SL, Min. Total scores: 16-67, 5-23, 8-23, 21-18, 40-8, 23-2, 4-1, 200.

Miami 91

Box score table for Miami 91. Columns include Player, FG, 3-P, FT, Rebounds, P, F, TP, A, T, BK, SL, Min. Total scores: 37-76, 7-24, 10-14, 17-38, 55-12, 91-15, 11-7, 134-20.

Miami 99

Box score table for Miami 99. Columns include Player, FG, 3-P, FT, Rebounds, P, F, TP, A, T, BK, SL, Min. Total scores: 37-76, 7-24, 10-14, 17-38, 55-12, 91-15, 11-7, 134-20.

Miami vs Mississippi State

Summary statistics table for Miami vs Mississippi State. Columns include FG, 3-P, FT, Rebounds, P, F, TP, A, T, BK, SL, Min. Total scores: 45-125, 15-53, 13-35, 40-111, 4-11, 20-20, 0-0, 0-0.

Miami 105-3-0

Box score table for Miami 105-3-0. Columns include Player, FG, 3-P, FT, Rebounds, P, F, TP, A, T, BK, SL, Min. Total scores: 34-60, 9-17, 28-38, 13-28, 41-20, 105-11, 7-20.

Mississippi State 79-1-2

Box score table for Mississippi State 79-1-2. Columns include Player, FG, 3-P, FT, Rebounds, P, F, TP, A, T, BK, SL, Min. Total scores: 30-68, 9-22, 10-15, 9-19, 27-29, 79-14, 13-5, 3-20.

Miami vs Mississippi State

Summary statistics table for Miami vs Mississippi State. Columns include FG, 3-P, FT, Rebounds, P, F, TP, A, T, BK, SL, Min. Total scores: 59-46, 105-35, 44-79, 16-26, 10-5, 6-25, 2-10, 0-0, 0-0.

Northeastern vs Miami

Summary statistics table for Northeastern vs Miami. Columns include FG, 3-P, FT, Rebounds, P, F, TP, A, T, BK, SL, Min. Total scores: 35-47, 77-30, 47-77, 16-26, 10-5, 6-25, 2-10, 0-0, 0-0.

Northeastern 78-4-1

Box score table for Northeastern 78-4-1. Columns include Player, FG, 3-P, FT, Rebounds, P, F, TP, A, T, BK, SL, Min. Total scores: 25-54, 12-22, 16-22, 11-22, 33-14, 78-11, 12-5, 200-0.

Miami 77-5-0

Box score table for Miami 77-5-0. Columns include Player, FG, 3-P, FT, Rebounds, P, F, TP, A, T, BK, SL, Min. Total scores: 25-54, 12-22, 16-22, 11-22, 33-14, 77-11, 12-5, 200-0.

Miami 77-5-0

Box score table for Miami 77-5-0. Columns include Player, FG, 3-P, FT, Rebounds, P, F, TP, A, T, BK, SL, Min. Total scores: 25-54, 12-22, 16-22, 11-22, 33-14, 77-11, 12-5, 200-0.

Official Basketball Box Score - Game Totals - Final Statistics
UTRGV vs Miami
11-13-15 7:02 p.m. at BankUnited Center | Coral Gables, Fla.

Box score table for UTRGV vs Miami. Columns include Player, FG, 3-P, FT, Rebounds, P, F, TP, A, T, BK, SL, Min. Total scores: 22-55, 7-19, 8-12, 6-28, 34-26, 59-9, 15-1, 4-1, 200-0.

Miami 86-1-0

Box score table for Miami 86-1-0. Columns include Player, FG, 3-P, FT, Rebounds, P, F, TP, A, T, BK, SL, Min. Total scores: 26-62, 10-31, 24-33, 15-30, 45-16, 86-14, 8-0, 6-20.

Miami 86-1-0

Summary statistics table for Miami 86-1-0. Columns include FG, 3-P, FT, Rebounds, P, F, TP, A, T, BK, SL, Min. Total scores: 26-62, 10-31, 24-33, 15-30, 45-16, 86-14, 8-0, 6-20.

Miami 90-4-0

Box score table for Miami 90-4-0. Columns include Player, FG, 3-P, FT, Rebounds, P, F, TP, A, T, BK, SL, Min. Total scores: 31-58, 9-17, 19-25, 10-24, 34-17, 90-13, 7-1, 8-20.

Utah 66-3-1

Box score table for Utah 66-3-1. Columns include Player, FG, 3-P, FT, Rebounds, P, F, TP, A, T, BK, SL, Min. Total scores: 24-48, 8-21, 10-15, 21-29, 41-66, 11-16, 1-1, 200-0.

Miami 77-6-1

Box score table for Miami 77-6-1. Columns include Player, FG, 3-P, FT, Rebounds, P, F, TP, A, T, BK, SL, Min. Total scores: 24-48, 8-21, 10-15, 21-29, 41-66, 11-16, 1-1, 200-0.

Nebraska 72-5-3

Box score table for Nebraska 72-5-3. Columns include Player, FG, 3-P, FT, Rebounds, P, F, TP, A, T, BK, SL, Min. Total scores: 21-64, 9-18, 9-12, 9-25, 34-22, 72-10, 12-4, 7-22.

Miami 77-6-1

Box score table for Miami 77-6-1. Columns include Player, FG, 3-P, FT, Rebounds, P, F, TP, A, T, BK, SL, Min. Total scores: 21-64, 9-18, 9-12, 9-25, 34-22, 77-10, 12-4, 7-22.

Nebraska 72-5-3

Box score table for Nebraska 72-5-3. Columns include Player, FG, 3-P, FT, Rebounds, P, F, TP, A, T, BK, SL, Min. Total scores: 21-64, 9-18, 9-12, 9-25, 34-22, 72-10, 12-4, 7-22.

Nebraska 72-5-3

Summary statistics table for Nebraska 72-5-3. Columns include FG, 3-P, FT, Rebounds, P, F, TP, A, T, BK, SL, Min. Total scores: 21-64, 9-18, 9-12, 9-25, 34-22, 72-10, 12-4, 7-22.

Official Basketball Box Score - Game Totals - Final Statistics
Louisiana 77-1-1

Box score table for Louisiana 77-1-1. Columns include Player, FG, 3-P, FT, Rebounds, P, F, TP, A, T, BK, SL, Min. Total scores: 29-63, 5-20, 14-24, 18-20, 38-23, 77-14, 13-3, 7-20.

Miami 93-2-0

Box score table for Miami 93-2-0. Columns include Player, FG, 3-P, FT, Rebounds, P, F, TP, A, T, BK, SL, Min. Total scores: 31-55, 10-23, 19-27, 10-21, 31-20, 93-17, 10-1, 4-6, 200-0.

Miami 93-2-0

Summary statistics table for Miami 93-2-0. Columns include FG, 3-P, FT, Rebounds, P, F, TP, A, T, BK, SL, Min. Total scores: 31-55, 10-23, 19-27, 10-21, 31-20, 93-17, 10-1, 4-6, 200-0.

Butler 75-3-1

Box score table for Butler 75-3-1. Columns include Player, FG, 3-P, FT, Rebounds, P, F, TP, A, T, BK, SL, Min. Total scores: 26-59, 8-18, 15-21, 13-17, 30-19, 75-11, 13-1, 5-20.

Miami 85-5-0

Box score table for Miami 85-5-0. Columns include Player, FG, 3-P, FT, Rebounds, P, F, TP, A, T, BK, SL, Min. Total scores: 23-50, 9-20, 22-24, 9-24, 33-21, 85-14, 11-5, 8-20.

Charlotte vs Miami

Box score table for Charlotte vs Miami. Columns include Player, FG, 3-P, FT, Rebounds, P, F, TP, A, T, BK, SL, Min. Total scores: 23-50, 9-20, 22-24, 9-24, 33-21, 85-14, 11-5, 8-20.

Charlotte 60-1-7

Box score table for Charlotte 60-1-7. Columns include Player, FG, 3-P, FT, Rebounds, P, F, TP, A, T, BK, SL, Min. Total scores: 23-50, 9-20, 22-24, 9-24, 33-21, 60-14, 11-5, 8-20.

Miami 88-7-1

Box score table for Miami 88-7-1. Columns include Player, FG, 3-P, FT, Rebounds, P, F, TP, A, T, BK, SL, Min. Total scores: 23-50, 9-20, 22-24, 9-24, 33-21, 88-14, 11-5, 8-20.

Charlotte vs Miami

Box score table for Charlotte vs Miami. Columns include Player, FG, 3-P, FT, Rebounds, P, F, TP, A, T, BK, SL, Min. Total scores: 23-50, 9-20, 22-24, 9-24, 33-21, 88-14, 11-5, 8-20.

Charlotte 60-1-7

Summary statistics table for Charlotte vs Miami. Columns include FG, 3-P, FT, Rebounds, P, F, TP, A, T, BK, SL, Min. Total scores: 23-50, 9-20, 22-24, 9-24, 33-21, 88-14, 11-5, 8-20.



IVAN CRUZ UCEDA

Senior | Forward | 6-10 | 217

33

Madrid, Spain | Harcum College (Pa.)

Cruz Uceda Season/Career/ACC Highs

Points

Season: 20, at La Salle, 12/22/15
Career: 20, at La Salle, 12/22/15
ACC: 18, at Virginia Tech, 3/7/15

Rebounds

Season: 7, vs. UTRGV, 11/13/15
Career: 7 (2x) last vs. UTRGV, 11/13/15
ACC: 6, vs. Syracuse, 1/2/16

Assists

Season: 1 (5x) last vs. Florida State, 1/9/16
Career: 1 (9x) last vs. Florida State, 1/9/16
ACC: 1 (4x) last at Florida State, 1/9/16

Steals

Season: 2, vs. Charleston, 12/19/15
Career: 2 (2x) last vs. Charleston, 12/19/15
ACC: 2, vs. Louisville, 2/3/15

Blocked Shots

Season: 2, vs. Butler, 11/22/15
Career: 2 (3x) last vs. Butler, 11/22/15
ACC: 1 (2x) last Florida State, 1/9/16

Field Goals

Season: 7, at La Salle, 12/22/15
Career: 7 (2x) last at La Salle, 12/22/15
ACC: 7, at Virginia Tech, 3/7/15

Field Goal Attempts

Season: 9, vs. UTRGV, 11/13/15
Career: 11, at Virginia Tech, 3/7/15
ACC: 11, at Virginia Tech, 3/7/15

Free Throws

Season: 2 (3x) last vs. Syracuse, 1/2/16
Career: 5, vs. Florida State, 2/25/15
ACC: 5, vs. Florida State, 2/25/15

Free Throw Attempts

Season: 2 (3x) last vs. Syracuse, 1/2/16
Career: 6, vs. Florida State, 2/25/15
ACC: 6, vs. Florida State, 2/25/15

3-Point Field Goals

Season: 4 (2x) last at La Salle, 12/22/15
Career: 4 (2x) last at La Salle, 12/22/15
ACC: 3 (3x) last at Virginia Tech, 3/7/15

3-Point Field Goal Attempts

Season: 7, vs. UTRGV, 11/13/15
Career: 7 (2x) last vs. UTRGV, 11/13/15
ACC: 7, vs. North Carolina, 2/28/15

Minutes

Season: 29, vs. Louisiana, 11/16/15
Career: 32, vs. Alabama, 3/21/15
ACC: 25, vs. North Carolina, 2/28/15

2014-15			
Opposition	P	R	A
at Notre Dame	2	0	0
NC State	2	2	0
at Syracuse	3	5	1
Georgia Tech	5	4	1
at Florida State	2	1	0
Louisville	4	4	0
Clemson	10	5	0
at Wake Forest	2	3	0
Virginia Tech	0	1	0
at Louisville	0	5	1
Florida State	5	3	0
North Carolina	11	2	0
at Pittsburgh	5	3	0
at Virginia Tech	18	5	0
vs Virginia Tech	4	3	0
vs Notre Dame	10	4	0
NC Central	8	5	0
Alabama	9	7	0
at Richmond	0	3	0
vs Temple	6	4	0
vs Stanford	3	5	1

- First name Ivan is pronounced E-von. Last name is Cruise Ew-say-duh. Born in Madrid, Spain. First language is Spanish.
- European style game; Vlade Divac type of player.
- Inside-outside threat. Great shooter for his size.
- Clever player. Will beat guys with his intelligence and skill.
- Very good passer. Good instincts for offensive situations.
- Transformed his body losing 20 pounds and gaining muscle in summer 2015. Now is much quicker and more athletic. Never consistently lifted weights before coming to Miami.
- Did not speak English before attending Harcum College.
- All-American (H.M.) and All-National Tournament Team at Harcum.
- Set school record for rebounds in game (29) and career (635) at Harcum.
- Averaged 14.6 points, 9.6 rebounds, 2.0 assists, 1.1 steals and 1.1 blocks per game at Harcum.
- Helped lead Harcum to the junior college national semifinals.
- Holds season record for 3-point percentage (45.5%).

- Favorites: Food: Cocido (chickpea-based stew from Madrid, Spain). Athlete: Drazen Petrovic. Pro Sports Team: Real Madrid. Music: 80s Music, Otis Redding, Marvin Gaye. Movie: Scarface. TV Show: Spartacus. Book: Drazen Petrovic books. Pro athlete: Larry Bird. Cuban dish: Rice and beans with fried plantains. Ice cream: Mint chip. Favorite place on campus: Weight room.
- Biggest fear: Insects. Best advice received: Believe in yourself. Why UM: Coaches and location. Started playing basketball: 12 years old.

As a Junior (2014-15): Started 6 of 21 games played after missing first 16 due to NCAA transfer rules ... Scored in double digits four times ... Hit multiple 3-pointers six times ... Notched 3-pointer in 12 outings ... In two ACC Tournament games, averaged 7.0 points and 3.5 rebounds in 19.0 minutes ... In five NIT games averaged 5.2 points and 4.8 rebounds in 25.6 minutes per game ...

Harcum College: Ranked No. 55 overall by ESPN ... All-American (H.M.) ... All-National Tournament Team ... Averaged 14.6 points, 9.6 rebounds, 2.0 assists, 1.1 steals and 1.1 blocks in 23.3 minutes per game in second season ... Hit 62.5 percent from field, 45.5 percent from long range and 72.4 percent at line ... Advanced to NJCAA Division I National Semifinals in Hutchinson, Kan., marking first final four appearance in school history ... In NJCAA Region XV Championship, hit 15 of team-best 21 points from behind 3-point line, making five of 10 tries, and grabbed 12 rebounds ... Set school record for rebounds in game (29) and career (635) ... Fourth-highest scorer in Harcum history with 957 points, sixth in blocked shots (76) ... Holds season record for 3-point percentage (45.5%) ... Honors Society.

Personal: First name Ivan is pronounced E-von ... Last name is Cruise Ew-say-duh ... Born Oct. 24, 1991 in Madrid, Spain ... Son of Jose Gabriel Cruz and Pilar Uceda ... Brother to Maria ... Father played pro basketball for Club Deportivo Cajamadrid in Spain ... Will graduate in May 2016 with B.S. Ed. in sports administration ... Attended Giner de los Rios High School ... Played basketball for Estudiantes in Spain where he averaged 12 points and seven rebounds per game ... Also played for Club Baloncesto Alcobendas, Colegio Brains, Club Baloncesto Las Rozas ... Also recruited by Marquette, Ohio State, Penn State and Villanova.

CRUZ UCEDA CAREER STATISTICS										3-Point			Free Throws			Rebounds				Scoring					
Season	GP	GS	Min.	Avg.	FG	FGA	Pct.	FG	FGA	Pct.	FT	FTA	Pct.	Off.	Def.	Tot.	Avg.	PF	FO	Ast.	TO	Blk	Stl	Pts.	Avg.
2014-15	21	6	360	17.1	37	99	.374	21	62	.339	14	17	.824	18	56	74	3.5	19	0	4	13	5	8	109	5.2
2015-16	15	6	279	18.6	40	74	.541	27	55	.491	6	6	1.000	8	46	54	3.6	34	0	5	11	4	4	113	7.5
TOTAL	36	12	639	17.8	77	173	.445	48	117	.410	20	23	.870	26	102	128	3.6	53	0	9	24	9	12	222	6.2

CRUZ UCEDA 2015-16		TOTAL				3-PTS			FREE THROWS			REBOUNDS				PF				TO		Blk		Stl		Pts		Avg	
Opponent	Date	GS	Min	FG	FGA	Pct	3FG	FGA	Pct	FT	FTA	Pct	Off	Def	Tot	Avg	PF	FO	A	TO	Blk	Stl	Pts	Avg	Pts	Avg			
UTRGV	11-13-15	*	26	5	9	.556	4	7	.571	2	2	1.000	1	6	7	7.0	2	0	1	1	0	1	16	16.0					
LOUISIANA	11-16-15	*	29	5	7	.714	3	5	.600	0	0	.000	0	3	3	5.0	3	0	0	0	0	0	13	14.5					
vs Mississippi State	11-19-15	*	22	4	6	.667	2	3	.667	0	0	.000	0	6	6	5.3	3	0	0	1	0	1	10	13.0					
vs Utah	11-20-15	*	18	1	4	.250	1	3	.333	0	0	.000	1	1	2	4.5	2	0	0	1	0	0	3	10.5					
vs Butler	11-22-15	*	20	3	4	.750	2	3	.667	0	0	.000	1	3	4	4.4	1	0	0	2	0	0	8	10.0					
NORTHEASTERN	11-27-15	*	14	1	3	.333	1	3	.333	0	0	.000	0	0	0	3.7	1	0	1	0	0	0	3	8.8					
at Nebraska	12-01-15		9	0	2	.000	0	2	.000	0	0	.000	1	1	2	3.4	1	0	0	1	0	0	0	7.6					
CHARLOTTE	12-05-15		24	4	5	.800	3	4	.750	0	0	.000	0	6	6	3.8	3	0	1	1	0	0	11	8.0					
FLORIDA	12-08-15		13	0	4	.000	0	2	.000	0	0	.000	0	3	3	3.7	3	0	0	1	0	0	0	7.1					
CO. OF CHARLESTON	12-19-15		16	1	2	.500	1	2	.500	0	0	.000	1	2	3	3.6	4	0	1	2	0	2	3	6.7					
at La Salle	12-22-15		18	7	8	.875	4	5	.800	2	2	1.000	1	5	6	3.8	3	0	0	1	0	0	20	7.9					
PRINCETON	12-29-15		12	3	3	1.000	2	2	1.000	0	0	.000	0	1	1	3.6	4	0	0	1	1	0	8	7.9					
SYRACUSE	01-02-16		18	1	6	.167	1	5	.200	2	2	1.000	2	4	6	3.8	0	0	0	0	0	0	5	7.7					
FLORIDA STATE	01-09-16		18	3	6	.500	1	4	.250	0	0	.000	0	3	3	3.7	2	0	1	1	1	0	7	7.6					
at Virginia	01-12-16		22	2	5	.400	2	5	.400	0	0	.000	0	2	2	3.6	2	0	0	0	0	0	6	7.5					



EBUKA IZUNDU

Freshman | Center | 6-10 | 210

15

Charlotte, N.C. | Victory Christian Center | Lagos, Nigeria

- First name Ebuka is pronounced E-boo-kuh. Last name is E-zoon-du.
- Born in Lagos, Nigeria. Speaks African language of Igbo.
- Moved to the United States in 2013.
- Long and athletic body.
- Great touch around the basket.
- Potential to develop into a great ACC post scorer.

• Favorites: Food: Rice and Chicken. Athlete: Kevin Durant. Pro Sports Team: Oklahoma City Thunder. Midnight Snack: Doritos. Ice Cream: Vanilla. Cereal: Cocoa Puffs. Movie: 2 Fast 2 Furious. Musical Artist: Meek Mill. Place on Campus: Locker Room.

Prep

Averaged 21 points, 15 rebounds and six blocks for Victory Christian Center School as a senior ... Averaged 18 points, 12 rebounds and six blocks in junior season ... First-team All Charlotte Observer ... No. 134 player and No. 19 center in 2015 class by Rivals.com ... No. 70 player, No. 20 power forward and No. 5 North Carolina player in 2015 class by 247Sports.

Personal

Born June 28, 1996 in Lagos, Nigeria ... First name Ebuka is pronounced E-boo-kuh. Last name is E-zoon-du ... Moved to the United States in 2013 ... Son of Emma and Ifeoma Izundu ... One brother: Okwy; Four sisters: Chioma Ojo, Vivian, Chingo and Ifunaya ... Speaks African language of Igbo ... Majoring in business management ... Chose Miami over Arkansas, Cincinnati and Charlotte ... Played AAU for Charlotte ACES ... Originally signed with Charlotte, then was released from commitment after 49ers coach was let go.

Izundu Season Highs

Points
Season: 15, vs. Mississippi State, 11/19
ACC: --
Rebounds
Season: 7, vs. Mississippi State, 11/19
ACC: --
Assists
Season: 1 (2x) last vs. Charlotte, 12/5/15
ACC: --
Steals
Season: --
ACC: --
Blocked Shots
Season: --
ACC: --
Field Goals
Season: 3 (2x), last at La Salle, 12/22/15
ACC: --
Field Goal Attempts
Season: 5, vs. Mississippi State, 11/19
ACC: --
Free Throws
Season: 5, vs. Mississippi State, 11/19
ACC: --
Free Throw Attempts
Season: 7, vs. Mississippi State, 11/19
ACC: --
3-Point Field Goals
Season: --
ACC: --
3-Point Field Goal Attempts
Season: --
ACC: --
Minutes
Season: 15, vs. Mississippi State, 11/19
ACC: --

IZUNDU CAREER STATISTICS

Season	GP	GS	Min.	Avg.	FG	FGA	Pct.	3-Point FG	3-Point FGA	3-Point Pct.	Free Throws FT	Free Throws FTA	Free Throws Pct.	Off.	Rebounds Def.	Rebounds Tot.	Avg.	PF	FO	Ast.	TO	Blk	Stl	Scoring Pts.	Avg.
2015-16	8	0	44	5.5	7	13	.538	0	0	.000	8	13	.615	9	6	15	1.9	8	0	2	2	0	0	22	2.8

IZUNDU 2015-16		TOTAL					3-PTS			FREE THROWS			REBOUNDS				PF		FO		A		TO		Blk		Stl		Pts		Avg	
Opponent	Date	GS	Min	FG	FGA	Pct	3FG	FGA	Pct	FT	FTA	Pct	Off	Def	Tot	Avg	PF	FO	A	TO	Blk	Stl	Pts	Avg								
UTRGV	11-13-15	4	0	0	0	.000	0	0	.000	0	0	.000	0	0	0	0.0	2	0	0	0	0	0	0	0	0	0	0	0	0	0.0		
LOUISIANA	11-16-15	0	0	0	0	.000	0	0	.000	0	0	.000	0	0	0	0.0	0	0	0	0	0	0	0	0	0	0	0	0	0	0.0		
vs Mississippi State	11-19-15	15	3	5	6.00	0	0	.000	5	7	.714	5	2	7	2.3	0	0	0	0	0	0	0	11	3.7								
vs Utah	11-20-15	3	1	1	1.000	0	0	.000	2	4	.500	1	2	3	2.5	0	0	1	0	0	0	4	3.8									
vs. Butler	11-22-15	DNP																														
NORTHEASTERN	11-27-15	DNP																														
at Nebraska	12-01-15	DNP																														
CHARLOTTE	12-05-15	6	0	1	.000	0	0	.000	0	0	.000	0	0	0	2.0	3	0	1	1	0	0	0	0	3.0								
FLORIDA	12-08-15	4	0	3	.000	0	0	.000	0	0	.000	1	0	1	1.8	1	0	0	0	0	0	0	0	2.5								
CO. OF CHARLESTON	12-19-15	3	0	0	.000	0	0	.000	1	2	.500	0	0	0	1.6	1	0	0	0	0	0	1	2.3									
at La Salle	12-22-15	9	3	3	1.000	0	0	.000	0	0	.000	2	2	4	1.9	1	0	0	1	0	0	6	2.8									
PRINCETON	12-29-15	DNP																														
SYRACUSE	01-02-16	DNP																														
FLORIDA STATE	01-09-16	DNP																														
at Virginia	01-12-16	DNP																														



ANTHONY LAWRENCE, JR.

Freshman | Guard | 6-7 | 210

3

St. Petersburg, Fla. | Lakewood Senior HS

- Can play multiple positions. Was point guard in high school and will play small forward at Miami.
- Athletic and can attack the basket with authority.
- Son of a high school coach.

- Favorites: Athlete: LeBron James. Sports Team: Cleveland Cavaliers. Video Game: 2K. Class at UM: Acting. Movie: Friday. TV Show: Martin. Musical Artist: Future. Place on campus: BUC.

Prep

Led Lakewood Senior High School team to the Class 5A state championship game as a junior ... Scored 18 points in the championship game and totaled 25 rebounds in two state tournament games ... Averaged 20 points and 13 rebounds as a junior at Lakewood, and in sophomore campaign, averaged 21 points, eight rebounds and four steals ... Listed as a three-star recruit by ESPN.

Personal

Born Sept. 6, 1996 in St. Petersburg, Fla. ... Son of Anthony Sr. and Zelia ... One sister, Taylor ... Majoring in sports administration ... Played AAU ball for Each 1 Teach 1 Elite ... Chose Miami over offers from USC, Clemson and Texas, among others ... Anthony's father, Anthony Lawrence Sr., was a two-year letterman at Miami from 1991-93. After college, he played overseas in Portugal, Mexico and the Dominican Republic ... Lawrence Jr.'s uncle, Patrick, also played at Miami from 1991-94.

Lawrence, Jr. Season Highs

Points
Season: 13, at Nebraska, 12/1/15
ACC: 1, vs. Syracuse, 1/2/16

Rebounds
Season: 7, at Nebraska, 12/1/15
ACC: 2, vs. Syracuse, 1/2/16

Assists
Season: 4, vs. Louisiana, 11/16/15
ACC: --

Steals
Season: 2 (4x) last vs. Charleston, 12/19/15
ACC: --

Blocked Shots
Season: 1, vs. Louisiana, 11/16/15
ACC: --

Field Goals
Season: 5, at Nebraska, 12/1/15
ACC: --

Field Goal Attempts
Season: 7 (2x) last at Nebraska, 12/1/15
ACC: 2, vs. Florida State, 1/9/16

Free Throws
Season: 5, vs. Louisiana, 11/16/15
ACC: 1, vs. Syracuse, 1/2/16

Free Throw Attempts
Season: 6, vs. Louisiana, 11/16/15
ACC: 2 (2x) last at Virginia, 1/12/16

3-Point Field Goals
Season: 3 vs. Charleston, 12/19/15
ACC: --

3-Point Field Goal Attempts
Season: 3 (3x) last vs. Charleston, 12/19/15
ACC: 1, vs. Florida State, 1/9/16

Minutes
Season: 25, vs. Louisiana, 11/16/15
ACC: 8, at Virginia, 1/12/16

LAWRENCE CAREER STATISTICS

Season	GP	GS	Min.	Avg.	FG	FGA	Pct.	3-Point FG	3-Point FGA	3-Point Pct.	Free Throws FT	Free Throws FTA	Free Throws Pct.	Off.	Def.	Tot.	Avg.	PF	FO	Ast.	TO	Blk	Stl	Scoring Pts.	Avg.
2015-16	14	0	172	12.3	23	46	.500	8	20	.400	12	19	.632	13	17	30	2.1	21	0	14	4	1	8	66	4.7

LAWRENCE 2015-16		TOTAL							3-PTS			FREE THROWS			REBOUNDS				PF		FO		A		TO		Blk		Stl		Pts		Avg	
Opponent	Date	GS	Min	FG	FGA	Pct	3FG	FGA	Pct	FT	FTA	Pct	Off	Def	Tot	Avg	PF	FO	A	TO	Blk	Stl	Pts	Avg										
UTRGV	11-13-15	6	0	1	.000	0	0	.000	1	2	.500	2	0	2	2.0	1	0	0	1	0	0	1	0	1	1.0									
LOUISIANA	11-16-15	25	3	6	.500	1	2	.500	5	6	.833	2	4	6	4.0	3	0	4	1	1	2	12	6.5											
vs Mississippi State	11-19-15	22	3	7	.429	0	2	.000	4	6	.667	2	2	4	4.0	3	0	2	0	0	2	10	7.7											
vs Utah	11-20-15	14	0	1	.000	0	1	.000	0	0	.000	0	0	0	3.0	2	0	2	0	0	0	0	0	5.8										
vs Butler	11-22-15	12	3	6	.500	1	3	.333	0	0	.000	0	1	1	2.6	1	0	1	0	0	2	7	6.0											
NORTHEASTERN	11-27-15	5	0	1	.000	0	0	.000	0	0	.000	1	0	1	2.3	1	0	0	0	0	0	0	0	5.0										
at Nebraska	12-01-15	14	5	7	.714	2	3	.667	1	1	1.000	2	5	7	3.0	1	0	0	0	0	0	13	6.1											
CHARLOTTE	12-05-15	15	4	5	.800	1	2	.500	0	0	.000	1	0	1	2.8	1	0	1	0	0	0	9	6.5											
FLORIDA	12-08-15	DNP - illness																																
CO. OF CHARLESTON	12-19-15	16	4	4	1.000	3	3	1.000	0	0	.000	0	2	2	2.7	4	0	1	1	0	2	11	7.0											
at La Salle	12-22-15	14	1	4	.250	0	2	.000	0	0	.000	1	1	2	2.6	1	0	3	0	0	0	2	6.5											
PRINCETON	12-29-15	10	0	1	.000	0	1	.000	0	0	.000	0	1	1	2.5	1	0	0	0	0	0	0	0	5.9										
SYRACUSE	01-02-16	5	0	1	.000	0	0	.000	1	2	.500	1	1	2	2.4	0	0	0	0	0	0	1	5.5											
FLORIDA STATE	01-09-16	6	0	2	.000	0	1	.000	0	0	.000	0	0	0	2.2	0	0	0	0	0	0	0	5.1											
at Virginia	01-12-16	8	0	0	.000	0	0	.000	0	2	.000	1	0	1	2.1	2	0	0	1	0	0	0	4.7											



RASHAD MUHAMMAD

Junior | Guard | 6-6 | 160

1

Las Vegas, Nev. | San Jose State | Bishop Gorman HS

- Big time scorer with deep range.
- Using redshirt season at Miami to gain strength.
- From an athletic family: Brother is Minnesota Timberwolves player Shabazz Muhammad; Mother was PG and track star at Long Beach State; Father was PG for USC; Sister is professional tennis player; Uncle played in NFL; Aunt played basketball for Cal State Fullerton.

• Favorites: Food: Surf and turf. Athlete: Kobe Bryant. Professional teams: Lakers, Timberwolves, Raiders. Midnight snack: Cereal. Ice Cream: Chocolate. Cereal: Cinnamon Toast Crunch. Movie: More than a Game. TV Show: Fresh Prince of Bel Air. Musical Artist: Lil Wayne. Place on Campus: The gym.

As a Junior at Miami (2015-16)

Will sit out the 2015-16 season after transferring from San Jose State in August, 2015.

As a Sophomore at San Jose State (2014-15)

Led Spartans in scoring for second-straight season at 13.9 points per game ... Averaged 3.3 rebounds, 1.1 assists and 32.3 minutes over 27 games ... Scored in double-figures 21 times ... Led team in scoring in 15 games ... Five 20-point performances ... Season-high 27 points versus San Diego State (1/21) ... Season-high 10 rebounds to go along with 23 points at Wyoming (2/14) ... Splashed in 59 three-point baskets moving him into third all-time at San José State with 134 ... Multiple threes in 19 games ... Scored 26 points and matched a career-high for made threes in a game with six at Air Force (1/7) ... Third in the conference during Mountain West play at 2.5 made threes per game ... Career-high five assists versus Utah State (2/14) ... Shot free throws at 79.6 percent ... 20 points at UC Davis (12/3) ... 22 points versus Saint Katherine (12/9) ... Recorded two steals in three different games.

As a Freshman at San Jose State (2013-14)

Played in all 31 games and started three - at Weber State and against Fresno State and Boise State ... One of first players off bench ... Averaged team-best 13.2 points per game and 2.9 rebounds per game ... Set Mountain West freshman record for three pointers made in season at 75 ... Second-highest single-season three-pointers made and fourth-high three-pointers attempted at San José State ... Scored in double figures in 22 games ... 408 points on the season ... 20+ points in five games ... Scored a season-high 28 points in three-overtime win against UC Davis and 28 points against Colorado State ... Hit season-best six three-pointers against UC Davis and at Utah State ... Added 23 points at Portland, 21 points at Houston and 20 at Utah State ... Led team in scoring in 16 games ... Attempted at least 10 shots in 20 games ... Made at least one three-pointer in 12 straight games and 28 of 31 games ... Made 75 of 190 three-point attempts ... Shot 81.3 percent from free throw line ... Grabbed seven rebounds against Pacific and six rebounds against Milwaukee and at Wyoming and Fresno State ... Dished out at least one assist in 17 games ... Three assists at New Mexico ... Two steals at Northern Illinois, against James Madison and at Utah State and Air Force.

High School

Played at Bishop Gorman High School in Las Vegas ... Averaged 19 points senior year and led team to 29-3 record ... Team finished No. 15 in USA Today and ESPN polls ... Team won back-to-back Division I state championships ... Averaged 4.2 rebounds and 2.3 assists senior year.

Personal

Born January 6, 1994, in Las Vegas ... Son of Faye Muhammad, former point guard and track star at Long Beach State, and Ronald Muhammad, former point guard for USC ... Younger brother of Shabazz Muhammad, former UCLA player who is currently with Minnesota Timberwolves ... Sister, Asia, is a professional tennis player ... Uncle, Stephone Paige, played nine seasons in the NFL ... Aunt, Robin Paige, was four-year starter for Cal State Fullerton ... Majoring in sociology.

2013-14				2014-15			
Opposition	P	R	A	Opposition	P	R	A
at Santa Clara	15	2	1	Bethesda	17	3	2
vs. Milwaukee	17	6	0	Portland	5	2	2
at Northern Illinois	11	3	1	Pepperdine	9	2	2
vs. James Madison	18	3	1	at Cal State Fullerton	11	2	0
at Pepperdine	14	1	2	vs. Washington	15	2	0
Cal State Fullerton	17	4	2	vs. Western Michigan	7	2	0
at Portland	23	3	0	vs. Princeton	0	0	0
at Weber State	17	1	1	at UC Davis	20	1	1
at Houston	21	1	0	Santa Clara	15	1	0
UC Davis	28	3	0	Saint Katherine	22	6	2
Westminster	8	2	0	Wyoming	13	5	2
Pacifica	19	7	0	at Air Force	26	4	0
Nevada	5	1	1	at UNLV	3	2	0
at Utah State	20	2	1	Fresno State	16	3	0
Colorado State	28	5	0	Colorado State	12	3	1
New Mexico	16	3	1	at Boise State	13	1	1
at Air Force	12	2	1	Air Force	11	1	2
at Wyoming	2	6	2	at New Mexico	15	3	0
San Diego State	5	3	0	at Fresno State	16	2	4
at Boise State	0	0	0	Nevada	10	3	1
UNLV	13	3	1	at Wyoming	23	10	0
at New Mexico	15	3	3	Utah State	12	6	5
at Fresno State	13	6	1	San Diego State	27	4	0
Air Force	5	2	0	at Colorado State	18	3	1
Wyoming	0	0	0	at Nevada	6	3	1
at Nevada	11	5	1	Boise State	17	6	2
at San Diego State	14	2	0	UNLV	16	8	2
Utah State	5	1	2				
at Colorado State	6	1	0				
Fresno State	17	5	1				
vs. Boise State	13	5	1				

Muhammad Career Highs

Points	Career: 28 (2x) last vs. Colorado State, 1/8/14
Rebounds	Career: 10, at Wyoming, 2/14/15
Assists	Career: 5, San Diego State, 2/21/15
Steals	Career: 2 (7x) last at Wyoming, 2/14/15
Blocked Shots	Career: 1 (4x) last at Wyoming, 2/14/15
Field Goals	Career: 10, at Air Force, 1/7/15
Field Goal Attempts	Career: 21, Fresno State, 3/8/14
Free Throws	Career: 9, Colorado State, 1/8/14
Free Throw Attempts	Career: 12, Colorado State, 1/8/14
3-Point Field Goals	Career: 6 (3x), last at Air Force, 1/7/15
3-Point Field Goal Attempts	Career: 13, UC Davis, 12/18/13
Foul Disqualifications	Career: 0
Minutes	Career: 42, UC Davis, 12/18/13

MUHAMMAD SAN JOSE STATE STATISTICS

Season	GP	GS	Min.	Avg.	FG			3-Point			Free Throws			Rebounds			Scoring								
					FGA	Pct.	FG	FGA	Pct.	FT	FTA	Pct.	Off.	Def.	Tot.	Avg.	PF	FO	Ast.	TO	Blk	Stl	Pts.	Avg.	
2013-14	31	3	873	28.2	121	332	.364	75	190	.395	91	112	.813	20	71	91	2.9	53	0	24	52	1	14	408	13.2
2014-15	27	22	871	32.3	119	312	.381	59	164	.360	78	98	.796	17	71	88	3.3	48	0	31	38	3	18	375	13.9
Totals	58	25	1744	30.1	240	644	.373	134	354	.379	169	210	.805	37	142	179	3.1	101	0	55	90	4	32	783	13.5



KAMARI MURPHY

R-Junior | Forward | 6-8 | 220

21

Brooklyn, N.Y. | Oklahoma State | IMG | Lincoln HS

Murphy Season / Career Highs

Points
Season: 11, vs. Charlotte, 12/5/15
Career: 13 at Virginia Tech, 12/1/12
ACC: 8, vs. Syracuse, 1/2/16

Rebounds
Season: 10, at La Salle, 12/22/15
Career: 13 vs. Oklahoma, 2/15/14
ACC: 8, vs. Syracuse, 1/2/16

Assists
Season: 1 (6x) last vs. Florida State, 1/9/16
Career: 3 (2x) last vs. Robert Morris, 12/30/13
ACC: 1 (2x) last vs. Florida State, 1/9/16

Steals
Season: 1 (4x) last at Virginia, 1/12/16
Career: 3 vs. Texas, 1/8/14
ACC: 1 (2x) last at Virginia, 1/12/16

Blocked Shots
Season: 3, vs. Charleston, 12/19/15
Career: 4 (3x) last vs. Texas, 1/8/14
ACC: 2, vs. Syracuse, 1/2/16

Field Goals
Season: 5 (2x) last vs. Princeton, 12/29/15
Career: 6 at Virginia Tech, 12/1/12
ACC: 4, vs. Syracuse, 1/2/16

Field Goal Attempts
Season: 8, vs. Charlotte, 12/5/15
Career: 11 vs. Gonzaga, 3/21/14
ACC: 6, vs. Florida State, 1/9/16

Free Throws
Season: 3, vs. Charlotte, 12/5/15
Career: 4 (2x) last vs. Kansas State, 3/3/14
ACC: 1, vs. Florida State, 1/9/16

Free Throw Attempts
Season: 4, vs. Charlotte, 12/5/15
Career: 6 vs. Texas Tech, 1/19/13
ACC: 2, vs. Florida State, 1/9/16

3-Point Field Goals
Season: --
Career: 1 (2x) last vs. Central Ark., 12/16/12
ACC: --

3-Point Field Goal Attempts
Season: 1 (5x) last at Virginia, 1/12/16
Career: 1 (9x) last at Virginia, 1/12/16
ACC: 1 (2x) last at Virginia, 1/12/16

Foul Disqualifications
Season: --
Career: 12 total
ACC: --

Minutes
Season: 34, vs. Florida, 12/8/15
Career: 41, at Iowa State, 3/8/14
ACC: 27, vs. Florida State, 1/9/16

- First name pronounced Kuh-mar-EE.
 - Explosive athlete with pogo-stick type hops.
 - Versatile defender who can guard positions 1-5.
 - Excellent rebounder at both ends of the court.
 - Great straight-line driver.
 - Treats practice like games, competing hard and wanting to win drills.
 - Focused on increasing skill level to become a consistent perimeter shooter and gain a proficient inside-outside game.
 - Transferred from Oklahoma State in fall of 2014. Sat out 2014-15 season due to NCAA transfer rules.
 - Led Cowboys in total rebounds and total blocks as a sophomore.
 - Spent post-graduate year at IMG Academy in Bradenton, Fla.
 - Graduated from Lincoln High School in Brooklyn, N.Y., same school that produced Stephon Marbury, Sebastian Telfair and Lance Stephenson.
 - Also played football for two seasons in high school.
- Favorites: Food: Soul food and baked mac & cheese. Movies: Gone in 60 Seconds. TV Show: Family Feud. Pro athlete: LeBron James. Pro Teams: Patriots, Jets, Rockets. Advice received: Life is not a sprint, it is a marathon. Ice cream flavor: Butter pecan. Midnight snack: Peanut butter sandwich. Class at UM: Sign language.
- Biggest fear: Bugs. Why UM: Coach L. Started playing basketball: Age 10.

2012-13				2013-14			
Opposition	P	R	A	Opposition	P	R	A
UC Davis	7	6	0	Utah Valley	2	6	1
vs Akron	1	6	0	Arkansas-Pine-Bluff	7	6	0
vs Tennessee	4	7	1	Memphis	5	7	1
vs NC State	4	10	1	at USF	0	5	2
Portland State	9	5	0	vs Purdue	6	6	0
at Virginia Tech	13	5	1	vs Butler	10	8	2
USF	8	7	2	vs Memphis	6	6	0
Missouri State	4	6	2	vs South Carolina	8	7	0
Central Arkansas	9	7	1	vs Louisiana Tech	10	3	1
UT Arlington	2	1	0	Delaware State	5	8	1
Tennessee Tech	12	5	2	vs Colorado	4	5	0
Gonzaga	0	1	0	Robert Morris	10	8	3
at Kansas State	6	1	0	at Kansas State	2	3	1
TCU	4	6	3	Texas	4	5	1
at Oklahoma	0	3	0	at West Virginia	7	5	0
Texas Tech	5	5	2	TCU	8	8	0
at Baylor	0	0	0	at Kansas	12	1	1
West Virginia	0	0	0	West Virginia	0	2	0
Iowa State	0	1	0	at Oklahoma	4	9	2
at Kansas	4	5	1	Baylor	9	5	0
Baylor	8	4	1	Iowa State	7	6	0
at Texas	5	6	1	at Texas Tech	4	6	1
at Texas Tech	4	4	0	at Texas	10	10	0
Oklahoma	2	4	0	Oklahoma	7	13	1
Kansas	2	2	1	at Baylor	3	9	2
at West Virginia	0	2	0	Texas Tech	10	6	2
at TCU	2	1	0	at TCU	6	11	1
Texas	1	4	0	Kansas	8	4	0
at Iowa State	2	2	1	Kansas State	4	6	0
Kansas State	0	1	0	at Iowa State	6	9	0
vs Baylor	2	0	1	vs Texas Tech	2	1	0
vs Kansas State	2	6	0	vs Kansas	6	6	0
Oregon	4	6	0	vs. Gonzaga	8	8	0

As a Junior at Miami (2014-15): Sat out due to NCAA transfer rules.


As a Sophomore at Oklahoma State (2013-14): Led Cowboys in total rebounds pulling down 199 for the season, as well as blocks with total of 40, despite missing the season opener vs MVSU ... Eighth in blocks per game (1.3 bpg) and 15th in rebounding in Big 12.

High School: Ranked No. 10 on HoopScoop.com's list of top fifth-year players in 2012 ... Spent post-graduate year at IMG Academy in Bradenton, Fla., and was starting forward for IMG ... Averaged 20 points, 10 rebounds and three assists for team that finished 28-2 against prep schools and was ranked among the top-five nationally ... Graduated from Lincoln High School in Brooklyn, N.Y. -- same school that produced Stephon Marbury, Sebastian Telfair and Lance Stephenson ... Team captain junior and senior seasons under head coach Dwayne Morton ... Averaged 17 points and more than 10 rebounds per game as senior ... Helped lead Railsplitters to PSAL Class-AA title game as senior and Brooklyn regular-season crown and borough title ... Ranked as No. 6 player in state of New York in 2011 according to HoopScoop ... Listed as one of four "standout players" at Super 16 Showcase in Hartford, Conn., in July of 2011 ... Also played football for two seasons in high school ... Recruited by UConn, Miami, Missouri, Louisville, Virginia Tech, St. Johns, Rutgers, Florida and Florida State.

Personal: Born Kamari Michael Murphy on Dec. 14, 1993 ... First name pronounced Kuh-mar-EE ... Son of Michael Murphy and Kemel and Kaheem Draper ... Second oldest of six boys: Jacori, Kusamae, Maalik, Mikwan and Kieron ... Will graduate in May with B.A. in sociology ... Enjoys swimming, playing volleyball and football, and playing video games in his spare time.

MURPHY CAREER STATISTICS													3-Point			Free Throws			Rebounds				Scoring			
OSU	GP	GS	Min.	Avg.	FG	FGA	Pct.	FG	FGA	Pct.	FT	FTA	Pct.	Off.	Def.	Tot.	Avg.	PF	FO	Ast.	TO	Blk	Stl	Pts.	Avg.	
2012-13	33	15	596	18.1	53	115	.461	2	4	.500	18	35	.514	52	78	130	3.9	73	2	21	35	20	8	126	3.8	
2013-14	33	21	855	25.9	82	153	.536	0	0	.000	36	63	.571	63	144	207	6.3	113	10	23	38	41	17	200	6.1	
Totals	66	36	1451	22.0	135	268	.504	2	4	.500	54	98	.551	115	222	337	5.1	186	12	44	73	61	25	326	4.9	
Miami	GP	GS	Min.	Avg.	FG	FGA	Pct.	FG	FGA	Pct.	FT	FTA	Pct.	Off.	Def.	Tot.	Avg.	PF	FO	Ast.	TO	Blk	Stl	Pts.	Avg.	
2015-16	12	9	277	23.1	32	62	.516	0	5	.000	7	12	.583	14	53	67	5.6	30	0	7	12	14	4	71	5.9	

MURPHY 2015-16		TOTAL			3-PTS			FREE THROWS			REBOUNDS													
Opponent	Date	GS	Min	FG	FGA	Pct	3FG	FGA	Pct	FT	FTA	Pct	Off	Def	Tot	Avg	PF	FO	A	TO	Blk	Stl	Pts	Avg
vs Utah	11-20-15	17	1	4	250	0	0	.000	0	0	.000	1	0	1	1.0	2	0	1	0	0	1	2	2.0	
vs Butler	11-22-15	12	2	3	667	0	0	.000	1	2	.500	1	3	4	2.5	4	0	0	0	0	0	5	3.5	
NORTHEASTERN	11-27-15	17	1	2	500	0	0	.000	0	0	.000	1	5	6	3.7	3	0	0	2	1	0	2	3.0	
at Nebraska	12-01-15	*	29	5	6	833	0	0	.000	0	0	.000	1	4	5	4.0	4	0	0	2	1	0	10	4.8
CHARLOTTE	12-05-15	*	22	4	8	500	0	0	.000	3	4	.750	1	6	7	4.6	1	0	1	0	2	1	11	6.0
FLORIDA	12-08-15	*	34	3	7	429	0	1	.000	2	4	.500	2	4	6	4.8	4	0	1	1	0	8	6.3	
CO. OF CHARLESTON	12-19-15	*	22	2	6	333	0	1	.000	0	0	.000	0	6	6	5.0	2	0	0	2	3	0	4	6.0
at La Salle	12-22-15	*	25	3	6	500	0	0	.000	0	0	.000	2	8	10	5.6	2	0	1	0	1	0	6	6.0
PRINCETON	12-29-15	*	30	5	7	714	0	1	.000	0	0	.000	1	4	5	5.6	0	0	1	1	2	0	10	6.4
SYRACUSE	01-02-16	*	25	4	5	800	0	0	.000	0	0	.000	2	6	8	5.8	2	0	1	1	2	1	8	6.6
FLORIDA STATE	01-09-16	*	27	2	6	333	0	1	.000	1	2	.500	1	5	6	5.8	2	0	1	1	0	0	5	6.5
at Virginia	01-12-16	*	17	0	2	.000	0	1	.000	0	0	.000	1	2	3	5.6	4	0	0	2	1	1	0	5.9



JA'QUAN NEWTON

Sophomore | Guard | 6-2 | 180

Philadelphia, Pa. | Neumann-Goretti HS



Newton Season / Career Highs

Points

Season: 20, vs. Charleston, 12/19/15
Career: 20, vs. Charleston, 12/19/15
ACC: 16, at Notre Dame, 1/17/15

Rebounds

Season: 7, vs. Charleston, 12/19/15
Career: 7, vs. Charleston, 12/19/15
ACC: 5, at Virginia, 1/12/16

Assists

Season: 6, vs. Charlotte, 12/5/15
Career: 6, vs. Charlotte, 12/5/15
ACC: 5, at Notre Dame, 1/17/15

Steals

Season: 4, vs. Charleston, 12/19/15
Career: 4, vs. Charleston, 12/19/15
ACC: 2, vs. Syracuse, 1/2/16

Blocked Shots

Season: 1 (2x) last vs. Princeton, 12/29/15
Career: 1 (6x) last vs. Princeton, 12/29/15
ACC: 1, at Notre Dame, 1/17/15

Field Goals

Season: 6 (2x) last vs. Florida State, 1/9/16
Career: 6 (3x) last vs. Florida State, 1/9/16
ACC: 6 (2x) last vs. Florida State, 1/9/16

Field Goal Attempts

Season: 12, vs. Butler, 11/22/15
Career: 12, vs. Stanford, 4/2/15
ACC: 10, vs. Florida State, 1/9/16

Free Throws

Season: 9, vs. Charlotte, 12/5/15
Career: 6 (2x) last vs. Syracuse, 1/2/16
ACC: 6, vs. Syracuse, 1/2/16

Free Throw Attempts

Season: 10 (2x) last vs. Syracuse, 1/2/16
Career: 10, vs. Syracuse, 1/2/16
ACC: 10, vs. Syracuse, 1/2/16

3-Point Field Goals

Season: 2, vs. Syracuse, 1/2/16
Career: 2 (2x) last vs. Syracuse, 1/2/16
ACC: 2, vs. Syracuse, 1/2/16

3-Point Field Goal Attempts

Season: 2 (4x) last vs. Syracuse, 1/2/16
Career: 2 (7x) last vs. Syracuse, 1/2/16
ACC: 2 (3x) last vs. Syracuse, 1/2/16

Minutes

Season: 26, vs. Charlotte, 12/5/15
Career: 33, at Pittsburgh, 3/4/15
ACC: 33, at Pittsburgh, 3/4/15

2014-15			
Opposition	P	R	A
Howard	8	0	0
at Florida	5	1	3
vs Drexel	7	1	3
vs Akron	4	0	1
vs Charlotte	3	3	3
at Charlotte	0	0	0
South Alabama	5	1	0
Illinois	0	2	1
Green Bay	0	0	0
Savannah State	2	0	0
Eastern Kentucky	2	2	3
vs Providence	3	0	1
Charleston	6	0	0
Virginia	0	1	1
at Duke	4	2	3
at Notre Dame	16	2	5
NC State	0	0	1
at Syracuse	3	0	0
Georgia Tech	3	0	0
at Florida State	2	0	1
Louisville	3	1	1
Clemson	1	1	1
at Wake Forest	5	0	2
at Boston College	0	0	0
Virginia Tech	0	0	1
North Carolina	10	1	4
at Pittsburgh	4	3	1
at Virginia Tech	8	4	3
vs Virginia Tech	0	3	0
vs Notre Dame	0	0	0
Alabama	1	1	2
at Richmond	11	5	2
vs Temple	9	4	2
vs Stanford	10	5	2

- First name pronounced Juh-Quan.
- Competitor with a real feel for the game. Fearless and relentless. Passionate and energetic.
- Knack for getting in the lane off the dribble, then makes good decisions in the lane: floater, pass, dribble.
- Improved defensively and can play multiple positions, on and off of the ball.
- Getting stronger daily.
- Tremendous ability to finish 8-feet and in. Working to become a better 3-point shooter.
- Ranked No. 58 in ESPN's Top 100.
- Ranked No. 1 in the state and is the 12th-best PG in the country by ESPN.
- Scored 1,972 career points in high school.
- Leading scorer in both the history of the Catholic School League in Philadelphia and in Neumann-Goretti history. Owns three PIAA state titles.
- Mother passed away March 2014 after three-year battle with breast cancer, one day prior to state championship game in which Newton scored 33 points.
- Played on Cherasore Playground basketball court at 10th and Olney in Philadelphia. Played in the Chosen League.
- Father, Joe Newton, was NABC Division II national player of the year out of the University of Central Oklahoma.
- Favorites: Food: Fried chicken. Movie: Friday. Pro athlete: LeBron James. Subject in school: Math. Ice cream flavor: Vanilla. Cartoon: Tom and Jerry. Player when I was a kid: Allen Iverson.
- Why UM: Style of play and city of Miami. Ideal job after hoops: Coach.

As a Freshman (2014-15): Started three games, playing in 34, as a true freshman ... Scored in double digits four times ... Dished at least three assists eight times ... Grabbed 14 rebounds in last three games after just 29 boards the first 31 outings ... In ACC play averaged 3.9 points, 1.6 assists, 1.0 rebounds in 13.5 minutes per game ... In four NIT games, averaged 7.8 points, 3.8 rebounds, 2.0 assists in 22.3 minutes ... Missed game vs. NC Central due to injury ... Against Stanford in NIT championship game, knocked down two of four total 3-pointers for season.

High School: Ranked No. 58 in ESPN's Top 100 ... Ranked No. 1 in the state and is the 12th-best PG in the country by ESPN ... Catholic League MVP ... All-Catholic League First Team ... Led team with 21.7 points per game ... Scored 1,972 career points in high school ... Guided the Saints to 22-4 record and sixth-straight Catholic League Championship ... Scored 15 of his 23 points in second half to seal the victory ... Started four-straight years in Catholic League Championship game ... Leading scorer in both the history of the Catholic School League in Philadelphia and in Neumann-Goretti history ... Secured a double-double with 14 points and 10 rebounds in first round of the Pennsylvania Interscholastic Athletic Association playoffs ... Scored 33 points and go-ahead bucket in overtime to win PIAA Class AAA Championship ... Consensus Top 60 player ... Averaged 18.0 points as a junior.


Personal: Born Ja'Quan Naasir Newton on August 23, 1995 in Philadelphia ... First name pronounced Juh-Quan ... Son of the late Lisa Brown, and Joe Newton, the NABC Division II national player of the year out of the University of Central Oklahoma ... Brother to Cary Rudd and Miing Newton ... Mother passed away March 2014 after three-year battle with breast cancer, one day prior to state championship game in which Newton scored 33 points ... NBA Top 100 Camp ... LeBron James Skills Academy ... Played AAU ball for Team Final, the same squad as Miami teammate Davon Reed ... Also recruited by UCLA, Texas A&M and Minnesota ... Undeclared arts and sciences major.

NEWTON CAREER STATISTICS

Season	GP	GS	Min.	Avg.	3-Point			Free Throws			Rebounds				Scoring										
					FG	FGA	Pct.	FT	FTA	Pct.	Off.	Def.	Tot.	Avg.	PF	FO	Ast.	TO	Blk	Stl	Pts.	Avg.			
2014-15	34	3	459	13.5	45	111	.405	4	10	.400	41	64	.641	8	35	43	1.3	34	0	47	39	4	8	135	4.0
2015-16	15	1	322	21.5	56	108	.519	5	15	.333	58	78	.744	5	33	38	2.5	19	0	43	28	2	15	175	11.7
TOTAL	49	4	781	15.9	101	219	.461	9	25	.360	99	142	.697	13	68	81	1.7	53	0	90	67	6	23	310	6.3

NEWTON 2015-16

Opponent	Date	GS	Min	TOTAL			3-PTS			FREE THROWS			REBOUNDS				PF	FO	A	TO	Blk	Stl	Pts	Avg
				FG	FGA	Pct	3FG	FGA	Pct	FT	FTA	Pct	Off	Def	Tot	Avg								
UTRGV	11-13-15	23	3	6	.500	0	1	.000	5	7	.714	0	2	2	2.0	0	0	1	3	0	1	11	11.0	
LOUISIANA	11-16-15	15	5	6	.833	0	0	.000	1	2	.500	0	0	0	1.0	1	0	5	2	0	0	11	11.0	
vs Mississippi State	11-19-15	24	5	10	.500	0	2	.000	5	8	.625	0	2	2	1.3	2	0	5	2	0	2	15	12.3	
vs Utah	11-20-15	22	1	8	.125	0	0	.000	3	4	.750	0	1	1	1.3	1	0	1	1	0	1	5	10.5	
vs Butler	11-22-15	23	5	12	.417	0	1	.000	7	8	.875	0	1	1	1.2	1	0	3	1	1	2	17	11.8	
NORTHEASTERN	11-27-15	20	5	7	.714	1	1	1.000	2	3	.667	1	1	2	1.3	4	0	1	2	0	1	13	12.0	
at Nebraska	12-01-15	20	3	6	.500	0	2	.000	4	5	.800	0	2	2	1.4	1	0	2	2	0	0	10	11.7	
CHARLOTTE	12-05-15 *	26	2	5	.400	1	2	.500	9	10	.900	0	4	4	1.8	1	0	6	1	0	0	14	12.0	
FLORIDA	12-08-15	19	0	2	.000	0	0	.000	3	4	.750	0	1	1	1.7	1	0	3	3	0	0	3	11.0	
CO. OF CHARLESTON	12-19-15	23	6	8	.750	1	2	.500	7	9	.778	1	6	7	2.2	1	0	2	3	0	4	20	11.9	
at La Salle	12-22-15	21	5	10	.500	0	0	.000	0	1	.000	0	2	2	2.0	0	0	3	1	0	1	10	11.7	
PRINCETON	12-29-15	22	5	8	.625	0	0	.000	3	3	1.000	1	3	4	2.3	1	0	4	1	1	0	13	11.8	
SYRACUSE	01-02-16	24	3	5	.600	2	2	1.000	6	10	.600	1	3	4	2.5	3	0	2	2	0	2	14	12.0	
FLORIDA STATE	01-09-16	21	6	10	.600	0	1	.000	1	1	1.000	0	1	1	2.4	2	0	4	2	0	1	13	12.1	
at Virginia	01-12-16	19	2	5	.400	0	1	.000	2	3	.667	1	4	5	2.5	0	0	1	2	0	0	6	11.7	



JAMES PALMER

Sophomore | Guard | 6-5 | 202

Washington, D.C. | St. John's College HS

12

Palmer Season / Career Highs

Points
Season: 14, vs. Mississippi State, 11/19
Career: 17, at Virginia Tech, 3/7/15
ACC: 17, at Virginia Tech, 3/7/15

Rebounds
Season: 6, vs. UTRGV, 11/13/15
Career: 6, vs. UTRGV, 11/13/15
ACC: 4, at Virginia Tech, 3/7/15

Assists
Season: 3 (2x) last at Virginia, 1/12/16
Career: 3 (5x) last at Virginia, 1/12/16
ACC: 3 (2x) last at Virginia, 1/12/16

Steals
Season: 1 (4x) last vs. Florida State, 1/9/16
Career: 1 (9x) last vs. Florida State, 1/9/16
ACC: 1 (2x) last vs. Florida State, 1/9/16

Blocked Shots
Season: 1, vs. Charlotte, 12/5/15
Career: 1 (10x) last vs. Charlotte, 12/5/15
ACC: 1 (2x) last at Louisville, 2/21/15

Field Goals
Season: 6, vs. Mississippi State, 11/19
Career: 5 (2x) last at Virginia Tech, 3/7/15
ACC: 5, at Virginia Tech, 3/7/15

Field Goal Attempts
Season: 9, vs. Mississippi State, 11/19
Career: 10, at Virginia Tech, 3/7/15
ACC: 10, at Virginia Tech, 3/7/15

Free Throws
Season: 3 (2x) last at La Salle, 12/22/15
Career: 3 (3x) last at La Salle, 12/22/15
ACC: 3, at Notre Dame, 1/17/15

Free Throw Attempts
Season: 4 (2x) last at La Salle, 12/22/15
Career: 4 (3x) last at La Salle, 12/22/15
ACC: 4, at Notre Dame, 1/17/15

3-Point Field Goals
Season: 2 (3x) last vs. Mississippi State, 11/19
Career: 5, at Virginia Tech, 3/7/15
ACC: 5, at Virginia Tech, 3/7/15

3-Point Field Goal Attempts
Season: 4, vs. UTRGV, 11/13/15
Career: 5 (3x) last at Virginia Tech, 3/7/15
ACC: 5 (2x) last at Virginia Tech, 3/7/15

Minutes
Season: 26, vs. Charlotte, 12/5/15
Career: 27 (2x) last at Virginia Tech, 3/7/15
ACC: 27, at Virginia Tech, 3/7/15

2014-15			
Opposition	P	R	A
Howard	6	2	2
at Florida	10	0	0
vs Drexel	6	0	0
vs Akron	8	3	0
vs Charlotte	12	2	1
at Charlotte	3	2	0
South Alabama	6	4	3
Illinois	0	0	0
Green Bay	0	0	2
Savannah State	2	1	0
Eastern Kentucky	0	1	0
vs Providence	0	0	2
Charleston	5	2	3
Virginia	0	0	1
Boston College	0	0	0
at Duke	2	2	0
at Notre Dame	11	1	0
NC State	7	0	0
at Syracuse	2	1	1
Georgia Tech	6	2	0
at Florida State	0	1	0
Louisville	3	1	0
Clemson	2	3	0
at Wake Forest	6	3	1
at Boston College	2	3	0
Virginia Tech	8	3	3
at Louisville	0	0	0
Florida State	0	0	0
North Carolina	0	0	0
at Pittsburgh	0	0	0
at Virginia Tech	17	4	1
vs Virginia Tech	2	3	1
vs Notre Dame	2	2	1
NC Central	0	2	1
Alabama	2	0	2
at Richmond	2	1	0
vs Temple	4	4	0
vs Stanford	6	1	0

- Intelligent with a high basketball IQ after playing at a high level in high school and AAU due to good coaching.
- Good body size and is maturing physically and growing into his long limbs.
- Can play positions 1-4.
- Makes tough left- and right-handed layups.
- Good pull-up jumper and can make 3-pointers.
- Enjoys life and has a good sense of humor.
- In Spain in August 2014, shot team best 68 percent from the floor and hit 57 percent (8-15) from distance en route to 11.5 ppg.
- Ranked No. 1 player in the D.C. region, by ESPN.
- Played AAU ball for Team Takeover.

- Favorites: Food: Shrimp. Movie: Next Friday. TV Show: Martin. Pro athlete: Jamal Crawford. Pro Sports Team: Cowboys.
- Midnight snack: Honey Bun, fruit snacks. Class at UM: Acting. Ice cream: Cookies and cream.
- Best advice received: Stay humble, stay hungry. Why UM: Great coaches, playing style and weather. Started playing basketball: Age 7.

As a Freshman (2014-15): Season: Started five of 38 games played ... One of only three Canes to play all 38 games ... Knocked down 5-of-5 from 3-point range at Virginia Tech on his way to season-high 17 points ... Scored in double digits four times ... Hit multiple 3-pointers nine times, including the first five games ... Notched 3-pointer in 11 outings.

High School: Ranked No. 1 player in the D.C. region, by ESPN ... Senior year averaged team-high 15.7 points per game ... Played in D.C. State Athletic Association semifinal ... Led Cadets to 27-4 record ... Helped squad to a 20-win season by averaging 12 points, five rebounds and two assists as a junior ... First team all-conference ... Team captain ... Coached by Sean McAloon at St. John's College HS.

Personal: Born James Alfred Palmer, Jr., on July 31, 1996 in Washington, D.C. ... Son of Diane McFadden and the late James Palmer, Sr. ... Brother to Tijree and Tijisha ... Played AAU ball for Team Takeover ... Also recruited by Memphis, Wake Forest, Rutgers, Cincinnati and Maryland ... Undeclared arts and sciences major.

PALMER CAREER STATISTICS

Season	GP	GS	Min.	Avg.	3-Point			Free Throws			Rebounds				Scoring										
					FG	FGA	Pct.	FT	FTA	Pct.	Off.	Def.	Tot.	Avg.	PF	FO	Ast.	TO	Blk	Stl	Pts.	Avg.			
2014-15	38	5	504	13.3	52	126	.413	23	63	.365	15	23	.652	14	40	54	1.4	28	0	25	28	9	5	142	3.7
2015-16	15	0	199	13.3	22	57	.386	8	22	.364	8	14	.571	6	21	27	1.8	9	0	17	9	1	4	60	4.0
TOTAL	53	5	703	13.3	74	183	.404	31	85	.365	23	37	.622	20	61	81	1.5	37	0	42	37	10	9	202	3.8

PALMER 2015-16

Opponent	Date	GS	Min	TOTAL			3-PTS			FREE THROWS			REBOUNDS				PF	FO	A	TO	Blk	Stl	Pts	Avg
				FG	FGA	Pct	3FG	FGA	Pct	FT	FTA	Pct	Off	Def	Tot	Avg								
UTRGV	11-13-15	23	3	7	.429	2	4	.500	3	4	.750	1	5	6	6.0	0	0	3	0	0	0	11	11.0	
LOUISIANA	11-16-15	11	0	2	.000	0	0	.000	0	0	.000	1	1	2	4.0	1	0	0	0	0	0	0	5.5	
vs Mississippi State	11-19-15	21	6	9	.667	2	3	.667	0	2	.000	0	2	2	3.3	0	0	1	0	0	0	14	8.3	
vs Utah	11-20-15	15	2	2	1.000	2	2	1.000	0	0	.000	0	1	1	2.8	1	0	2	1	0	0	6	7.8	
vs Butler	11-22-15	11	1	2	.500	0	1	.000	0	0	.000	0	1	1	2.4	2	0	1	0	0	0	2	6.6	
NORTHEASTERN	11-27-15	9	1	5	.200	0	1	.000	0	0	.000	0	0	0	2.0	0	0	1	0	0	0	2	5.8	
at Nebraska	12-01-15	3	0	0	.000	0	0	.000	0	0	.000	0	0	0	1.7	1	0	0	0	0	0	0	5.0	
CHARLOTTE	12-05-15	26	3	8	.375	0	1	.000	1	1	1.000	0	3	3	1.9	0	0	1	2	1	1	7	5.3	
FLORIDA	12-08-15	10	0	3	.000	0	1	.000	0	0	.000	1	0	1	1.8	0	0	1	0	0	0	0	4.7	
CO. OF CHARLESTON	12-19-15	19	2	4	.500	0	2	.000	0	2	.000	0	2	2	1.8	0	0	1	2	0	1	4	4.6	
at La Salle	12-22-15	22	1	6	.167	1	3	.333	3	4	.750	1	1	2	1.8	3	0	1	2	0	1	6	4.7	
PRINCETON	12-29-15	9	2	4	.500	1	3	.333	0	0	.000	1	3	4	2.0	1	0	1	1	0	0	5	4.8	
SYRACUSE	01-02-16	8	1	3	.333	0	1	.000	1	1	1.000	1	1	2	2.0	0	0	1	0	0	0	3	4.6	
FLORIDA STATE	01-09-16	4	0	1	.000	0	0	.000	0	0	.000	0	1	1	1.9	0	0	0	1	0	1	0	4.3	
at Virginia	01-12-16	8	0	1	.000	0	0	.000	0	0	.000	0	0	0	1.8	0	0	3	0	0	0	0	4.0	



MIKE ROBINSON

Freshman | Guard | 5-10 | 170

20

New Britain, Conn. | New Britain HS

- Manager turned walk on.
- Good athlete who played basketball, football and was on track team in high school.
- Nicknames are Mike Rob and Springs.

• Favorites: Meal: Chicken, candied yams, mashed potatoes. Athlete: Kobe Bryant. Pro Team: Lakers. Midnight snack: Cinnamon Toast Crunch. Ice Cream: Strawberry.
Move: Love & Basketball. TV Show: Martin. Musical Artist: Styles P. Place on Campus: The BUC.

2015-16			
Opposition	P	R	A
UT RGV	3	1	0
Mississippi State	0	0	0
Utah	6	0	0
Charlotte	0	0	0
Co. of Charleston	0	0	0
La Salle	3	0	0

High School

Also played wide receiver on the football team and in track participated in the high jump, long jump, triple jump and 4x100 relay team ... Mascot was the Golden Hurricanes ... William F. Burns Memorial Award and Scholarship ... Harry L. Stromquist Memorial Scholarship ... 2014 Connecticut Association of Schools Scholar-Athlete ... Academic all-conference in basketball four seasons ... Two-year varsity basketball captain ... One-year football and track captain.

Personal

Born May 2, 1996 in New Britain, Conn. ... Son of Eugene and Veronica Robinson ... Brother to Eugene ... Majoring in finance ... Good quickness and a high motor ... Competes hard on both ends, pressures basketball, attacks defense with his dribble.



CHRIS STOWELL

Sophomore | Forward | 6-6 | 190

35

Exeter, N.H. | Tilton School (N.H.) | Exeter HS

- Last name is pronounced stole.
- Walk on from New Hampshire who played postgraduate year at Tilton School.
- Foote Fellow at UM - a program that is offered to a select number of incoming freshmen who have a record of curricular and co-curricular distinction in high school and exhibit an interest in and capacity for independent and self-motivated learning.
- Good athleticism and is improving his strength.
- Looking to expand his offensive game to shoot 3-pointers.
- Brother, Bill, played basketball at Plymouth State University.
- Speaks English, Spanish, some Italian, a little Russian, and is learning Chinese and Hebrew.

2014-15			
Opposition	P	R	A
Howard	0	0	1
Charleston	0	0	0
Virginia Tech	0	0	0
at Virginia Tech	0	0	0

2015-16			
Opposition	P	R	A
UTRGV	0	0	0
Mississippi State	0	0	0
Utah	0	0	0
Charlotte	0	1	0
Co. of Charleston	0	1	0
La Salle	0	1	0

• Favorites: Food: Tacos. Movie: Oceans 11. Book: Mind Gym by Gary Mack. Pro athlete: Alex Rodriguez. Quote: Winners never quit and quitters never win. Actor: Mark Harmon. Class at UM: Chinese 101. Ice cream: Peanut butter. Cuban dish: Dulce de leche and Cuban coffee. Pro Team: New York Yankees. Midnight Snack: Orange creamsicles. TV Show: Game of Thrones.
• Biggest fear: Clowns. Ideal profession: Entrepreneur. Why UM: Best combination of academics and athletics. Started playing basketball: Age 4.

As a Freshman (2014-15)

Played in four games as a true freshman ... One assist vs. Howard, in first collegiate game ... One shot attempt, vs. College of Charleston ... Totaled six minutes ... Spring 2015 - President's Honor Roll (4.0 GPA), Provost's Honor Roll (3.75+ GPA), Dean's List (3.5+ GPA), Athletic Director's Honor Roll (3.2+ GPA) and Book Buster (3.0+ GPA) ... Fall 2014 - Provost's Honor Roll (3.75+ GPA), Dean's List (3.5+ GPA), Athletic Director's Honor Roll (3.2+ GPA) and Book Buster (3.0+ GPA).

Tilton School

During post graduate year in 2013-14, won postseason coaches award ... Coached by Marcus O'Neil ... Honor roll.

Exeter High School

Helped Blue Hawks to state playoffs in both the 2011-12 and 2012-13 seasons ... Reached quarterfinals senior year ... In 2012-13 assisted team to championship game of the 50th Annual Queen City Invitational by scoring 10 points and going 6-for-6 from line in semi-final game ... Coached by Jeff Holmes at Exeter ... Twice earned scholar-athlete award ... Honor roll.

Personal

Born Christopher Michael Stowell on Dec. 29, 1994 in Exeter, N.H. ... Last name is pronounced stole ... Son of Bill and Maria ... Brother to Bill, Jr., who played basketball at Plymouth State University ... One of 560 students (out of 10,000 undergrads) to be named a Foote Fellow at UM - a program that is offered to select incoming freshmen who have a record of curricular and co-curricular distinction in high school and exhibit an interest in and capacity for independent and self-motivated learning ... Student-Athlete Advisory Committee representative at UM ... Majoring in entrepreneurship.



33

IVAN CRUZ UCEDA
Sr. | F | 6-10 | 217
Madrid, Spain
Harcum College (Pa.)




15

EBUKA IZUNDU
Fr. | C | 6-10 | 210
Charlotte, N.C. | Nigeria
Victory Christian



23

TONYE JEKIRI
Sr. | C | 7-0 | 248
Hialeah, Fla. | Nigeria
Champagnat Catholic



3

ANTHONY LAWRENCE, JR.
Fr. | G | 6-7 | 210
St. Petersburg, Fla.
Lakewood Senior



10

SHELDON McCLELLAN
Gr. | G | 6-5 | 200
Houston, Texas
Texas | Bellaire




1

RASHAD MUHAMMAD
Jr. | G | 6-6 | 160
Las Vegas, Nev.
San Jose State | Bishop Gorman



21

KAMARI MURPHY
RJr. | F | 6-8 | 220
Brooklyn, N.Y.
Oklahoma State | IMG | Lincoln



0

JA'QUAN NEWTON
So. | G | 6-2 | 180
Philadelphia, Pa.
Neumann-Goretti



12

JAMES PALMER
So. | G | 6-5 | 202
Washington, D.C.
St. John's College HS



5

DAVON REED
Jr. | G | 6-6 | 210
Ewing, N.J.
Princeton Day School



20

MIKE ROBINSON
Fr. | G | 5-10 | 170
New Britain, Conn.
New Britain



13

ANGEL RODRIGUEZ
RSr. | G | 5-11 | 185
San Juan, P.R.
Kansas State | Dr. Krop



35

CHRIS STOWELL
So. | F | 6-6 | 190
Exeter, N.H.
Tilton School | Exeter



JIM LARRAÑAGA
Head Coach



CHRIS CAPUTO
Assistant Coach



JAMAL BRUNT
Assistant Coach



ADAM FISHER
Assistant Coach



JAMES JOHNSON
Director of Operations

2015-16 Miami Men's Basketball
Miami Team Game-by-Game Comparison (as of Jan 14, 2016)
All games

Opponent	1st	2nd	Score	Mar	Total FG	FG Pct	3-Pointers	3FG Pct	Free Throws	FT Pct	Rebounds	Assist	T/Over	Block	Steal	Fouls
UTRGV	28/20	58/39	86-59	+27	26-62/22-55	.419/.400	10-31/7-19	.323/.368	24-33/8-12	.727/.667	45/34 +11	14/9	8/15	0/1	6/4	16/26
LOUISIANA	43/27	50/50	93-77	+16	31-55/29-63	.564/.460	12-23/5-20	.522/.250	19-27/14-24	.704/.583	31/38 (7)	17/14	10/13	4/3	6/7	20/23
Mississippi State	59/35	46/44	105-79	+26	34-60/30-66	.567/.455	9-17/9-22	.529/.409	28-38/10-15	.737/.667	41/27 +14	20/14	11/13	1/5	7/3	20/29
Utah	46/32	44/34	90-66	+24	31-58/24-48	.534/.500	9-17/8-21	.529/.381	19-25/10-15	.760/.667	34/25 +9	13/11	7/16	1/1	8/1	17/21
Butler	42/29	43/46	85-75	+10	27-52/26-59	.519/.441	9-20/8-18	.450/.444	22-24/15-21	.917/.714	33/30 +3	14/11	11/13	5/1	8/5	21/19
NORTHEASTERN	30/35	47/43	77-78	(1)	32-59/25-54	.542/.463	6-17/12-22	.353/.545	7-9/16-22	.778/.727	30/33 (3)	16/11	11/12	7/1	4/5	21/14
Nebraska	37/36	31/32	77-72	+5	24-58/27-64	.414/.422	6-21/9-18	.286/.500	23-28/9-12	.821/.750	41/34 +7	8/10	14/12	4/4	4/7	16/22
CHARLOTTE	46/21	42/39	88-60	+28	29-54/23-67	.537/.343	7-14/3-18	.500/.167	23-27/11-17	.852/.647	41/32 +9	19/13	12/5	3/1	3/5	17/19
FLORIDA	33/24	33/31	66-55	+11	20-51/22-57	.392/.386	7-17/1-12	.412/.083	19-24/10-16	.792/.625	42/31 +11	9/7	14/10	6/1	7/5	17/23
CO. OF CHARLESTON	41/32	44/31	85-63	+22	29-52/24-61	.558/.393	8-21/4-13	.381/.308	19-28/11-17	.679/.647	37/32 +5	14/12	17/17	3/0	11/13	20/25
La Salle	40/22	55/27	95-49	+46	34-64/17-57	.531/.298	8-20/6-24	.400/.250	19-24/9-19	.792/.474	51/24 +27	17/11	8/8	3/2	3/2	18/20
PRINCETON	27/30	49/34	76-64	+12	30-55/23-59	.545/.390	5-15/6-20	.333/.300	11-14/12-17	.786/.706	37/27 +10	11/5	11/8	7/3	2/8	13/15
SYRACUSE	17/25	47/26	64-51	+13	18-52/18-56	.346/.321	3-25/7-22	.120/.318	25-34/8-14	.735/.571	41/41 -	9/7	12/19	7/1	12/7	14/25
FLORIDA STATE	32/24	40/35	72-59	+13	27-57/23-65	.474/.354	6-24/2-19	.250/.105	12-16/11-16	.750/.688	38/39 (1)	12/11	13/14	1/4	4/5	16/17
Virginia	23/27	35/39	58-66	(8)	21-50/24-47	.420/.511	6-22/2-7	.273/.286	10-17/16-21	.588/.762	27/35 (8)	8/12	9/11	1/3	5/1	17/19

Note: Game totals are displayed in the format TEAM/OPPONENT for each category

2015-16 Miami Men's Basketball
Miami Combined Team Statistics (as of Jan 12, 2016)
Conference games

RECORD:	OVERALL	HOME	AWAY	NEUTRAL
ALL GAMES	2-1	2-0	0-1	0-0
CONFERENCE	2-1	2-0	0-1	0-0
NON-CONFERENCE	0-0	0-0	0-0	0-0

##	Player	gp-gs	min	avg	Total		3-Point		F-Throw		Rebounds				pf	dq	a	to	blk	stl	pts	avg
					fg-fga	fg%	3fg-fga	3fg%	ft-fta	ft%	off	def	tot	avg								
10	Sheldon McClellan	3-3	104	34.7	16-34	.471	3-16	.188	21-25	.840	2	9	11	3.7	6	0	3	3	2	5	56	18.7
00	Ja'Quan Newton	3-0	64	21.3	11-20	.550	2-4	.500	9-14	.643	2	8	10	3.3	5	0	7	6	0	3	33	11.0
05	Davon Reed	3-3	77	25.7	9-21	.429	4-13	.308	5-7	.714	1	13	14	4.7	3	0	3	8	0	2	27	9.0
13	Angel Rodriguez	3-3	92	30.7	9-30	.300	2-19	.105	6-9	.667	2	2	4	1.3	12	1	9	7	2	7	26	8.7
33	Ivan CruzUceda	3-0	58	19.3	6-17	.353	4-14	.286	2-2	1.000	2	9	11	3.7	4	0	1	1	1	0	18	6.0
23	Tonye Jekiri	3-3	97	32.3	8-16	.500	0-1	.000	1-3	.333	5	14	19	6.3	7	0	0	2	1	1	17	5.7
21	Kamari Murphy	3-3	69	23.0	6-13	.462	0-2	.000	1-2	.500	4	13	17	5.7	8	0	2	4	3	2	13	4.3
12	James Palmer	3-0	20	6.7	1-5	.200	0-1	.000	1-1	1.000	1	2	3	1.0	0	0	4	1	0	1	3	1.0
03	Anthony Lawrence	3-0	19	6.3	0-3	.000	0-1	.000	1-4	.250	2	1	3	1.0	2	0	0	1	0	0	1	0.3
Team											8	6	14				1					
Total.....		3	600		66-159	.415	15-71	.211	47-67	.701	29	77	106	35.3	47	1	29	34	9	21	194	64.7
Opponents.....		3	600		65-168	.387	11-48	.229	35-51	.686	36	79	115	38.3	61	1	30	44	8	13	176	58.7

TEAM STATISTICS	UM	OPP	Date	Opponent	Score	Att.
SCORING	194	176	* 01-02-16	SYRACUSE	w 64-51	7041
Points per game	64.7	58.7	* 01-09-16	FLORIDA STATE	w 72-59	7972
Scoring margin	+6.0	-	* 01-12-16	at Virginia	L 58-66	13495
FIELD GOALS-ATT	66-159	65-168	& = Puerto Rico Tip-Off			
Field goal pct	.415	.387	! = Big Ten / ACC Challenge			
3 POINT FG-ATT	15-71	11-48	* = Conference game			
3-point FG pct	.211	.229				
3-pt FG made per game	5.0	3.7				
FREE THROWS-ATT	47-67	35-51				
Free throw pct	.701	.686				
F-Throws made per game	15.7	11.7				
REBOUNDS	106	115				
Rebounds per game	35.3	38.3				
Rebounding margin	-3.0	-				
ASSISTS	29	30				
Assists per game	9.7	10.0				
TURNOVERS	34	44				
Turnovers per game	11.3	14.7				
Turnover margin	+3.3	-				
Assist/turnover ratio	0.9	0.7				
STEALS	21	13				
Steals per game	7.0	4.3				
BLOCKS	9	8				
Blocks per game	3.0	2.7				
ATTENDANCE	15013	13495				
Home games-Avg/Game	2-7506	1-13495				
Neutral site-Avg/Game	-	0-0				

Score by Periods	1st	2nd	Totals
Miami	72	122	194
Opponents	76	100	176

2015-16 Miami Men's Basketball
Miami Combined Team Statistics (as of Jan 12, 2016)
All games

RECORD:	OVERALL	HOME	AWAY	NEUTRAL
ALL GAMES	13-2	8-1	2-1	3-0
CONFERENCE	2-1	2-0	0-1	0-0
NON-CONFERENCE	11-1	6-1	2-0	3-0

##	Player	gp-gs	min	avg	Total		3-Point		F-Throw		Rebounds				pf	dq	a	to	blk	stl	pts	avg
					fg-fga	fg%	3fg-fga	3fg%	ft-fta	ft%	off	def	tot	avg								
10	Sheldon McClellan	15-14	473	31.5	76-143	.531	22-56	.393	67-77	.870	10	35	45	3.0	26	0	26	16	4	18	241	16.1
13	Angel Rodriguez	15-15	423	28.2	55-134	.410	21-72	.292	45-57	.789	8	22	30	2.0	39	1	56	36	4	24	176	11.7
00	Ja'Quan Newton	15-1	322	21.5	56-108	.519	5-15	.333	58-78	.744	5	33	38	2.5	19	0	43	28	2	15	175	11.7
05	Davon Reed	15-15	386	25.7	46-105	.438	16-48	.333	46-59	.780	6	62	68	4.5	32	0	18	24	5	10	154	10.3
23	Tonye Jekiri	15-15	429	28.6	52-89	.584	0-4	.000	23-33	.697	39	101	140	9.3	41	0	13	22	18	3	127	8.5
33	Ivan CruzUceda	15-6	279	18.6	40-74	.541	27-55	.491	6-6	1.000	8	46	54	3.6	34	0	5	11	4	4	113	7.5
21	Kamari Murphy	12-9	277	23.1	32-62	.516	0-5	.000	7-12	.583	14	53	67	5.6	30	0	7	12	14	4	71	5.9
03	Anthony Lawrence	14-0	172	12.3	23-46	.500	8-20	.400	12-19	.632	13	17	30	2.1	21	0	14	4	1	8	66	4.7
12	James Palmer	15-0	199	13.3	22-57	.386	8-22	.364	8-14	.571	6	21	27	1.8	9	0	17	9	1	4	60	4.0
15	Ebuka Izundu	8-0	44	5.5	7-13	.538	0-0	.000	8-13	.615	9	6	15	1.9	8	0	2	2	0	0	22	2.8
20	Mike Robinson	6-0	11	1.8	4-7	.571	4-6	.667	0-0	.000	0	1	1	0.2	3	0	0	0	0	0	12	2.0
35	Chris Stowell	6-0	10	1.7	0-1	.000	0-1	.000	0-0	.000	0	3	3	0.5	1	0	0	1	0	0	0	0.0
Team												27	24	51				3				
Total.....		15	3025		413-839	.492	111-304	.365	280-368	.761	145	424	569	37.9	263	1	201	168	53	90	1217	81.1
Opponents.....		15	3025		357-878	.407	89-275	.324	170-258	.659	148	334	482	32.1	317	5	158	186	31	78	973	64.9

TEAM STATISTICS	UM	OPP	Date	Opponent	Score	Att.
SCORING	1217	973	11-13-15	UTRGV	w 86-59	6607
Points per game	81.1	64.9	11-16-15	LOUISIANA	w 93-77	5965
Scoring margin	+16.3	-	& 11-19-15	vs Mississippi State	w 105-79	1947
FIELD GOALS-ATT	413-839	357-878	& 11-20-15	vs Utah	w 90-66	2001
Field goal pct	.492	.407	& 11-22-15	vs Butler	w 85-75	5309
3 POINT FG-ATT	111-304	89-275	11-27-15	NORTHEASTERN	L 77-78	6635
3-point FG pct	.365	.324	! 12-01-15	at Nebraska	Wot 77-72	15646
3-pt FG made per game	7.4	5.9	12-05-15	CHARLOTTE	w 88-60	6735
FREE THROWS-ATT	280-368	170-258	12-08-15	FLORIDA	w 66-55	7972
Free throw pct	.761	.659	12-19-15	CO. OF CHARLESTON	w 85-63	6956
F-Throws made per game	18.7	11.3	12-22-15	at La Salle	w 95-49	3582
REBOUNDS	569	482	12-29-15	PRINCETON	w 76-64	6927
Rebounds per game	37.9	32.1	* 01-02-16	SYRACUSE	w 64-51	7041
Rebounding margin	+5.8	-	* 01-09-16	FLORIDA STATE	w 72-59	7972
ASSISTS	201	158	* 01-12-16	at Virginia	L 58-66	13495
Assists per game	13.4	10.5				
TURNOVERS	168	186				
Turnovers per game	11.2	12.4				
Turnover margin	+1.2	-				
Assist/turnover ratio	1.2	0.8				
STEALS	90	78				
Steals per game	6.0	5.2				
BLOCKS	53	31				
Blocks per game	3.5	2.1				
ATTENDANCE	62810	41980				
Home games-Avg/Game	9-6979	3-10908				
Neutral site-Avg/Game	-	3-3086				

& = Puerto Rico Tip-Off
! = Big Ten / ACC Challenge
* = Conference game

Score by Periods	1st	2nd	OT	Totals
Miami	544	664	9	1217
Opponents	419	550	4	973