



Sports Media Relations Office ▶ 1337 Lower Campus Road ▶ Honolulu, HI 96822 ▶ HawaiiAthletics.com

RAINBOW WARRIOR BASKETBALL NEWS

Men's Basketball Contact: Neal Iwamoto ▶ niwamoto@hawaii.edu ▶ 808-956-7506 (office) ▶ 808-375-6819 (cell)

Twitter: @HawaiiAthletics @HawaiiMBB #HawaiiMBB

FaceBook: facebook.com/HawaiiBasketball

2017-18 Schedule

Date	Opponent	Time/Result
Nov. 1	Hawai'i Pacific (exh)	W, 90-70

Outrigger Resorts Rainbow Classic

Nov. 10	Arkansas-Pine Bluff	W, 82-70
Nov. 12	North Dakota	W, 81-78
Nov. 13	Troy	W, 72-67

Nov. 24	Nevada	L, 54-67
Nov. 27	Adams State	W, 87-77
Dec. 2	at Utah	L, 60-80
Dec. 6	Prairie View A&M	W, 72-60
Dec. 9	UH Hilo	W, 82-64
Dec. 17	Utah Valley	W, 70-69

Hawaiian Airlines Diamond Head Classic

Dec. 22	Miami	8:00 p.m.
Dec. 23	TBA	TBA
Dec. 25	TBA	TBA

Dec. 29	Howard	7:00 p.m.
Jan. 4	at Long Beach State*	5:00 p.m.
Jan. 6	at CSUN*	5:00 p.m.
Jan. 10	Cal Poly*	7:00 p.m.
Jan. 13	UC Santa Barbara*	8:00 p.m.
Jan. 20	UC Davis*	7:00 p.m.
Jan. 27	Cal State Fullerton*	8:00 p.m.
Feb. 1	at UC Santa Barbara*	5:00 p.m.
Feb. 3	at Cal Poly*	5:00 p.m.
Feb. 7	UC Riverside*	7:00 p.m.
Feb. 10	CSUN*	7:00 p.m.
Feb. 15	UC Irvine*	6:00 p.m.
Feb. 17	at UC Riverside*	3:00 p.m.
Feb. 22	at Long Beach State*	7:00 p.m.
Feb. 24	UC Irvine*	7:00 p.m.
Mar. 1	at UC Davis*	5:00 p.m.
Mar. 3	at Cal State Fullerton*	4:00 p.m.

Big West Tournament (March 8-10)

* = Big West game

HAWAII (7-2) vs #6 Miami (9-0)

Friday, Dec. 22, 2017 | 8:00 p.m. HT

Stan Sheriff Center (10,300) | Honolulu, O'ahu

Television: ESPN. Roxy Bernstein (pxp) and Cory Alexander (analyst). **Streaming Video:** WatchESPN

Radio: ESPN 1420 AM. Bobby Curran (PxP) and Jeff Portnoy (color) **Streaming Audio:** espn1420am.com

Live Stats: HawaiiAthletics.com

Twitter: @HawaiiMBB #HawaiiMBB

Coaches: Eran Ganot is in his third season at UH (49-24). Jim Larrañaga is in his seventh season at Miami (148-69) and 34th season overall (618-403).

About Miami: Miami is one of just four remaining undefeated teams in the country...the Hurricanes are second nationally in scoring (56.3) and field goal percentage (.347) defense...Miami is winning by an average of 20.7 ppg...sophomore center Dewan Huell leads a balanced attack with 13.3 ppg.

TEAM COMPARISON

UH	Category	UM
73.3	Scoring Avg.	77.0
70.2	Opp. Scoring Avg.	56.3
+3.1	Scoring Margin	+20.7
.439	FG Pct.	.493
.279	3FG Pct.	.386
.669	FT Pct.	.568
+3.2	Rebound Marg.	+4.1
+0.1	Turnover Margin	+3.1
14.8	Assists Avg.	15.1
5.7	Steals	6.9
2.1	Blocks	4.3
5,250	Attendance	6,900

SERIES HISTORY

Overall: Miami, 3-1
In Honolulu: Miami, 2-1
In Miami: Miami, 1-0
Neutral: None

Game Storylines

- ▶ UH opens the ninth annual Hawaiian Airlines Diamond Head Classic with No. 6 Miami, its first ranked opponent this season.
- ▶ The Rainbow Warriors and Hurricanes last met in the opening round of the 2012 edition of the tournament with the Hurricanes winning, 73-58.
- ▶ This will be the third straight year UH will host a Top 10 squad. UH lost to No. 5 North Carolina last year and to No. 3 Oklahoma in the 2015 Diamond Head Classic semifinals.
- ▶ UH is on a season-long three-game win streak, including a thrilling 70-69 win over Utah Valley on Sunday in which it held the Wolverines to just 36 percent shooting.
- ▶ The 'Bows are 7-1 at home so far this year with its lone loss coming to Nevada, a squad that was briefly ranked in the Top 25.
- ▶ Following its game against Miami UH will face either Davidson or New Mexico State. UH has never played Davidson, while NMSU is a former WAC foe (2006-12).



2017-18 RAINBOW WARRIOR ROSTER

PROBABLE STARTERS

#	Player	Pos	Ht	Wt	Cl	GP-GS	PPG	RPG	APG	Notes
1	Drew Buggs	G	6-2	190	Fr	9-7	7.2	3.4	2.3	Season-hi 5 assists vs UVU; leads team with 12 steals
0	Leland Green	G	6-2	185	So	9-9	7.7	2.3	0.9	Second on team in FGA (69) and 3FGA (32)
23	Sheriff Drammeh	G	6-3	160	Jr	8-5	9.5	2.9	2.0	Reigning Big West POW; shooting 42% on 3-pointers
13	Mike Thomas	F	6-7	220	Sr	9-9	12.6	6.8	0.0	Leads team in scoring, rebounding and FG% (.527)
21	Gibson Johnson	F	6-8	220	Sr	9-9	10.7	5.9	1.7	Team-high 62 FTA; leads team in minutes per game (25.4)

RESERVES

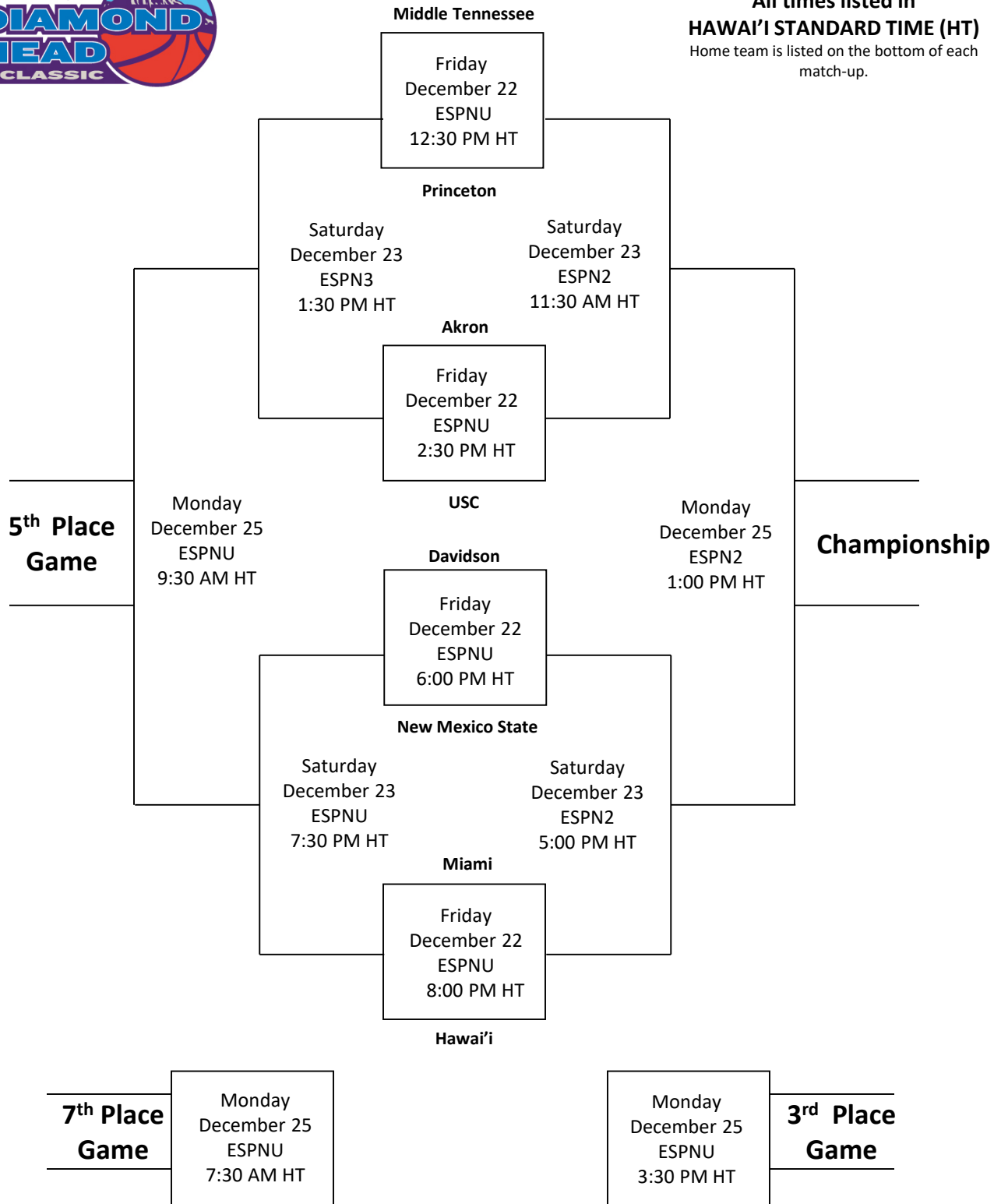
12	Jack Purchase	F	6-9	210	Jr	9-4	6.4	5.2	3.2	Leads team in assists (29) & blocks (8)
2	Brocke Stepteau	G	5-9	170	Jr	8-2	9.1	1.3	2.8	Shooting 61% FG, 47% 3FGA and 79% FT
15	Ido Flaisher	C	6-10	235	So	7-0	3.0	2.1	0.1	Tallest player on squad; tied season-hi with 6 pts vs UVU
4	Brandon Thomas	G	6-4	175	So	8-0	3.0	1.4	0.6	Career high 13 points in 24 minutes vs Adams State
32	Samuta Avea	G/F	6-6	190	Fr	7-0	5.4	2.7	0.6	13 points, 5 reb. vs. Adams State, 11 of those points in 2H
14	Zigmars Raimo	F	6-7	235	So	7-0	1.9	0.9	0.1	Season-high 8 points in 14 minutes vs. UH Hilo
24	Zach Buscher	G	6-3	180	Jr	3-0	0.7	0.7	0.0	Has appeared briefly in three games
42	Justin Hemsley	G/F	6-5	185	Fr	-	-	-	-	Will redshirt this season

Hawaiian Airlines Diamond Head Classic

Hosted by ESPN and the University of Hawai'i
 December 22, 23 & 25, 2017 • Stan Sheriff Center
 Honolulu, HI



All times listed in
HAWAII STANDARD TIME (HT)
 Home team is listed on the bottom of each
 match-up.



Non-Bracketed Games: Princeton at USC (Dec. 19)

QUICK FACTS

GENERAL

Founded _____ 1907
Enrollment _____ 20,000
Nickname _____ Rainbow Warriors
School Colors _____ Green, Black, Silver, White
Conference _____ Big West
Interim Chancellor _____ David Lassner
Athletics Director _____ David A.K. Matlin
Arena (Cap.) _____ Stan Sheriff Center (10,300)

History

First Year of Basketball (Total) _____ 1912 (97)
Overall All-Time Record _____ 1,108-1,089-1^
Collegiate All-Time Record _____ 801-914^
All-Time Big West Record _____ 29-34* (5)
NCAA Appearances (Last) _____ 5 (2016)
NIT Appearances (Last) _____ 8 (2004)
Last Postseason Opponent _____ Maryland (2016)
Result _____, L, 60-73 (NCAA Round of 32)
^ - 36 wins vacated * - 19 wins vacated

Sports Information

Media Relations Director _____ Derek Inouchi
Basketball SID _____ Neal Iwamoto
E-mail _____ niwamoto@hawaii.edu
Office Phone _____ (808) 956-7506
Cell Phone _____ (808) 375-6819
Office Fax _____ (808) 956-4470
Press Row Phone _____ (808) 956-9408
Website _____ HawaiiAthletics.com
Twitter _____ @HawaiiMBB
Instagram _____ @HawaiiBasketball
FaceBook _____ HawaiiBasketball

COACHING STAFF

Head Coach (Yrs) _____ Eran Ganot (3rd)
Alma Mater (Yr) _____ Swarthmore College (2003)
Associate HC (Yrs) _____ Adam Jacobsen (3rd)
Alma Mater (Yr) _____ Pacific (1997)
Assistant Coach (Yrs) _____ Marlon Stewart (1st)
Alma Mater (Yr) _____ Washington State (2008)
Assistant Coach (Yrs) _____ John Montgomery (2nd)
Alma Mater (Yr) _____ Loyola Marymount (2007)
Basketball DOBO (Yrs) _____ Todd Okeson (2nd)
Alma Mater (Yr) _____ Nevada (2006)
Basketball Office Phone _____ (808) 956-6501

TEAM INFORMATION

2016-17 Overall Record _____ 14-16
Big West Record/Finish _____ 8-8 (5th)
Starters Returning/Lost _____ 4/1
Letterwinners Returning/Lost _____ 8/5
Redshirts Returning _____ 2
Newcomers _____ 5

Interview Policy

UH players are available to the media after practice, except on game days. All interviews must be coordinated through the UH Sports Media Relations office. Telephone interviews will be conducted as long as it does not interfere with the student-athlete's class schedule. Post-game interviews, for UH student-athletes, will be conducted in the Stan Sheriff Center Green Room only, following a brief cooling off period. Visiting team interviews will be conducted outside the opponent locker room.

UH Versus Miami

► This will be the fifth all-time meeting between the programs and the second in the last five years.
► Three of the previous four meetings came in Honolulu.
► Three of the four meetings have been decided by double-digits.

All-Time Meetings (1-3)

Home: 1-2	Away: 0-1	Neut.: 0-0		
Date	Score	Mar.	W/L	Site
12/6/67	83-102	-19	L	H
12/7/67	110-76	+34	W	H
1/31/69	82-84	-2	L	A
12/22/12	58-73	-15	L	H

UH Versus The ACC

UH is 9-25 all-time versus teams currently in the Atlantic Coast Conference....UH has played against ACC opponents three others times in the Diamond Head Classic, falling to Miami (2012) and Florida State (2010), while defeating Clemson (2011).

UH Versus Nationally Ranked Teams:

► UH is 19-104 versus AP Top 25 teams and 3-41 against the Top 10.

► UH is 16-63 all-time at home vs. ranked opponents.

► This will mark just the third straight year the 'Bows face a Top-10 program, previously falling to No. 5 UNC (2016) and No. 3 Oklahoma (2015).

► UH is 1-2 vs. ranked opponents in the Diamond Head Classic. The 'Bows upset No. 14 Xavier in OT (2012), lost to No. 11 Wichita State in OT (2014) and nearly upset No. 3 Oklahoma (2015).

► UH is 1-3 vs. ranked opponents under Eran Ganot, with the win coming vs. No. 23 California in the first round of the 2016 NCAA Tournament.

UH In The Diamond Head Classic

UH is 10-11 all-time in the tournament (three wins vacated in 2012 and '13 due to NCAA sanctions)...UH is 3-5 in DHC openers and has advanced to the championship bracket three times overall...UH's best finish is third place, which occurred in 2014 and '15...UH finished seventh last year, its lowest finish.

UH's All-Time DHC Results

2009 (1-2, 4th)

First Round: W, College of Charleston, 84-71
Semifinal: L, UNLV, 77-53
3rd-Place Game: L, Saint Mary's, 84-75

2010 (2-1, 5th)

First Round: L, Florida State, 70-62
Consolation: W, Utah, 68-55
5th-Place Game: W, Mississippi State, 68-57

2011 (2-1, 5th)

First Round: L, Auburn, 62-65
Consolation: W, #14 Xavier, 84-82 (OT)
5th-Place Game: W, Clemson, 75-68

2012 (1-2, 6th)

First Round: L, Miami, 58-73
Consolation: W, East Tennessee State, 84-61*
5th-Place Game: L, Ole Miss, 66-81

2013 (2-1, 5th)

First Round: L, Boise State, 61-62
Consolation: W, Saint Mary's, 76-74*
5th-Place Game: W, Oregon State, 79-73*

2014 (2-1, 3rd)

First Round: W, Nebraska, 66-58
Semifinal: L, #11 Wichita State, 80-79 (OT)
3rd-Place Game: W, Colorado, 69-66

2015 (2-1, 3rd)

First Round: W, Northern Iowa, 68-52
Semifinal: L, #3 Oklahoma, 84-81
3rd-Place Game: W, Auburn, 79-67

2016 (1-2, 7th)

First Round: L, Illinois State, 71-45
Consolation: L, Utah, 66-52
7th-Place Game: W, Southern Miss, 60-46

*win vacated

Tournament Notables: Four teams will be making their first appearance in the HADHC (Davidson, Middle Tennessee, New Mexico State and Princeton)...this will be the second appearance in the DHC by Akron, Miami, and USC...Akron finished fourth in 2013, Miami placed fourth in 2012, and USC won the inaugural tournament in 2009...UH head coach Eran Ganot has been a part of four DHC tournaments - twice as a UH head coach, and once each as a UH and Saint Mary's assistant.

UH vs. the Field All-Time: New Mexico State (4-15), Princeton (0-1), USC (6-31)... the 'Bows have never played Akron, Davidson, and Middle Tennessee.

A UH Win Would...

Extend UH's win streak to four games...give UH its eighth win in nine home games... give UH its third opening night win in the last four Diamond Head Classics...advance the 'Bows to the championship bracket for the fifth time in nine years...give UH its first win over a ranked opponent since 2016 and its highest ranked opponent win since 2005 (#4 Michigan State).

A UH Win Loss Would...

Snap UH's three-game win streak...give UH just its second loss in nine home games...relegate UH to the consolation bracket of the DHC for the second straight year and sixth time in nine years.

Utah Valley Post Game Notes

- ▶ The game included 10 ties and 19 lead changes.
- ▶ UH held the Utah Valley to just 36 percent shooting, a season-low for the Wolverines.
- ▶ Utah Valley had an opponent season-low 19 field goals, but did go 27-of 32 from the line as UH committed a season-high 27 fouls.
- ▶ A total of 54 fouls were called as five players fouled out, three for UVU and two for UH.
- ▶ Sheriff Drammeh scored a career-high 20 points, including the go-ahead three-pointer with 37.5 seconds left.
- ▶ Drammeh went 4-of-8 on three-pointers, while the rest of the team was 1-of-10.
- ▶ Brocke Stepteau tied his career-high with seven assists.
- ▶ Gibson Johnson scored 11 of his 15 points from the free throw line.
- ▶ The UH bench contributed 19 points, its lowest output since the second game of the season vs. North Dakota (17 points).

Drammeh Garners Big West Weekly Honor

- ▶ Sheriff Drammeh was named the Big West Men's Basketball Player of the Week (Dec. 18) after his clutch performance in a thrilling win over Utah Valley on Sunday.
- ▶ It's the first career Big West Player of the Week honor for Drammeh and the first honor for a UH player this season.
- ▶ The junior guard scored a career-high 20 points, including the go-ahead three-pointer with 37 seconds remaining to help lift UH to a 70-69 victory over the Wolverines.
- ▶ Drammeh, who played 33 minutes, added four rebounds and two assists.
- ▶ He also played a significant role on the defensive end, helping limit Utah Valley to just 36 percent shooting and notching a steal on the final play of the game to seal the UH win.

'Bow Bits

- ▶ UH received two votes in the latest Collegelinsider.com Mid-Major Top 25 poll.
- ▶ UH is 7-1 at home this year and 10-2 in its last 12 home games dating back to last season.
- ▶ Six of UH's nine games have been decided by double-figures, including five of the last six contests.
- ▶ UH is 3-0 in games decided by five points or less, including a 70-69 win over Utah Valley in its last outing.
- ▶ UH's two losses this year are against Nevada and Utah, who are a combined 16-5 on the season.
- ▶ UH is second in the Big West in assists at 14.8 per game. A total of 60 percent of the team's field goals have been assisted.
- ▶ The UH bench has contributed no less than 25 points in six of the last seven games.
- ▶ Jack Purchase continues to lead the Big West and is ranked 11th in the NCAA in assist-turnover ratio (4.14).

- ▶ Sheriff Drammeh and Brocke Stepteau are shooting a combined 44% (20-45) on three-pointers, while the rest of team is shooting a combined 22% (30-134).
- ▶ Brocke Stepteau is fourth on the team in scoring, (9.1) yet is tied for the team lead with five double-digit scoring games.
- ▶ Following its win over Troy, UH improved to a perfect 4-0 in overtime under head coach Eran Ganot.
- ▶ Since 2015-16, UH is 14-0 when it shoots 50 percent or better.
- ▶ During that same span, UH is 22-0 when opponents shoot less than 40 percent.

Deep and Balanced

- Balance and depth have been hallmarks of this year's team:
- ▶ Seven players are averaging at least 23 minutes per game.
 - ▶ Nine players have scored in double-digits at least once this season
 - ▶ The UH bench is averaging 26.2 ppg, including a season-high 38 points versus UH Hilo (Dec. 9).
 - ▶ The 'Bows have had three different starting lineups in nine games played.
 - ▶ Mike Thomas, Gibson Johnson, and Leland Green have started all eight game thus far.

Oh Brother: For the first time since playing together in the third and sixth grades, respectively, sophomore Brandon Thomas and older brother Mike, a redshirt senior, are on the same roster. Mike begins his fifth and final season in Manoa, while Brandon arrives this year as a transfer from Riverside City College. They are the first pair of brothers in UH's collegiate era to play on the same team. Nationally, they are one of just 30 sets of brothers on the same roster in Division I basketball this season.

Old Man Swag: Gibson Johnson entered the 2017-18 season as the second-oldest player in Division I basketball. When the season opened on Nov. 10, Johnson was 25 years and 273 days old. The only player older is Josh Boutte, a junior forward at Sam Houston State who was born a month prior to Johnson.

Local Boy Headlines Newcomers: UH welcomes five newcomers to this year's squad. This year's class consists of three junior-college transfers—junior forward Trevor LaCount (Ventura, Calif.), Jaaron Stallworth (Elk Grove, Calif.) and Brandon Thomas (Woodland Hills, Calif.), as well as two high school wing players in Samuta Avea (Hau'ula, O'ahu) and Justin Hemsley (Rancho Cucamonga, Calif.). Avea, who as a senior led Kahuku High School to its first-ever state title, is UH's first signee from Hawai'i since Bobby Nash in 2003.

Big West Preseason Polls: The Big West Conference announced its men's basketball preseason media poll with UH picked to finish in fifth place. The 26-member media panel tabbed defending regular-season champs UC Irvine as the preseason favorite with 14 first-place votes and 216 points. The Rainbow Warriors finished in fifth place (8-8) last year despite being selected eighth in the pre-season.

2017-18 Big West Preseason Media Poll

1. UC Irvine (14) - 216 points
 2. UC Davis (7) - 189
 3. Cal State Fullerton (1) - 158
 4. Long Beach State (1) - 153
 - 5. Hawai'i (2) - 146**
 6. UC Santa Barbara (1) - 94
 7. CSUN - 73
 8. UC Riverside - 71
 9. Cal Poly - 70
- () first-place votes

Got Me A Marlon: Marlon Stewart is the newest member of the UH coaching staff after joining the program as an assistant in July 2017. The native of Mercer Island, Wash., has been a part of four different programs—Washington State, California, Virginia and Montana—and has been part of the postseason in 12 of the last 13 seasons. Stewart oversees the team's defense and focuses on the development of UH's post players. He also is involved in scouting, recruiting and scheduling.

Calling All Nations: UH continues its trend as one of the most diverse teams in the country with players from four different states (California, Hawai'i, Texas, and Utah) in four different time zones and four foreign countries (Australia, Israel, Latvia, and Sweden). See page 9 for a complete geographic breakdown of this year's squad.

Warriors Go Big: UH signed three players to national letters of intent, a group consisting of two centers and a stretch forward, all of whom stand 6-11 or taller. Joining the Rainbow Warriors are Mate Colina (6-11) and Owen Hulland (6-11)—teammates at Basketball Australia's Centre of Excellence—and Colorado native Dawson Carper (7-0). Colina will enroll at UH in January 2018, while Hulland and Carper will arrive in Manoa next summer. All will enter UH as freshman and have four years of eligibility. The addition of the three recruits gives UH a formidable frontcourt for the future. The 2018-19 roster projects to have five players at 6-9 or taller.

2017-18 Game-By-Game Starters						17-18 Game-By-Game Bench Scoring			
	Guard	Guard	Forward	Forward	Center	Opponent	Bench	Total	Pct
Arkansas-Pine Bluff	Buggs	Green	Purchase	M. Thomas	Johnson	Arkansas-Pine Bluff	18	82	22
North Dakota	Buggs	Green	Purchase	M. Thomas	Johnson	North Dakota	17	81	21
Troy	Buggs	Green	Purchase	M. Thomas	Johnson	Troy	29	72	40
Nevada	Buggs	Green	Purchase	M. Thomas	Johnson	Nevada	26	54	48
Adams State	Stepteau	Green	Drammeh	M. Thomas	Johnson	Adams State	34	87	39
at Utah	Stepteau	Green	Drammeh	M. Thomas	Johnson	at Utah	30	60	50
Prairie View A&M	Buggs	Green	Drammeh	M. Thomas	Johnson	Prairie View A&M	25	72	35
UH Hilo	Buggs	Green	Drammeh	M. Thomas	Johnson	UH Hilo	38	82	46
Utah Valley	Buggs	Green	Drammeh	M. Thomas	Johnson	Utah Valley	19	70	27
Miami						Miami			
TBA						TBA			
TBA						TBA			
Howard						Howard			
at Long Beach State						at Long Beach State			
at CSUN						at CSUN			
Cal Poly						Cal Poly			
UC Santa Barbara						UC Santa Barbara			
UC Davis						UC Davis			
Cal State Fullerton						Cal State Fullerton			
at UC Santa Barbara						at UC Santa Barbara			
at Cal Poly						at Cal Poly			
UC Riverside						UC Riverside			
CSUN						CSUN			
at UC Irvine						at UC Irvine			
at UC Riverside						at UC Riverside			
Long Beach State						Long Beach State			
UC Irvine						UC Irvine			
at UC Davis						at UC Davis			
at Cal State Fullerton						at Cal State Fullerton			
						Totals	236	660	36

National Polls		2017-18 Miscellaneous Stats
Associated Press Top 25 (Dec. 18)	USA Today Coaches Poll (Dec. 18)	
1 Villanova (41)	1 Villanova (26)	► Largest Margin of Victory: 18 vs. UH Hilo (Dec. 9)
2 Michigan State (15)	2 Michigan State (6)	► Largest Margin of Defeat: 20 at Utah (Dec. 2)
3 Arizona State (5)	3 Duke	► Largest Margin of Victory, Home: 18 vs. UH Hilo (Dec. 9)
4 Duke	4 North Carolina	► Largest Margin of Defeat, Home: 13 vs. Nevada (Nov. 24)
5 North Carolina	Arizona State	► Largest Margin of Victory, Road:
6 Miami	6 Kentucky	► Largest Margin of Defeat, Road: 20 at Utah (Dec. 2)
7 Kentucky	7 Miami	► Largest Halftime Lead: 19 vs. UH Hilo (Dec. 9)
8 Texas A&M	8 Xavier	► Largest Halftime Deficit: 10 vs. Nevada (Nov. 24)
9 Xavier	9 Texas A&M	► Largest Lead: 30 vs. UH Hilo (Dec. 9)
10 West Virginia	10 West Virginia	► Largest Deficit: 23 at Utah (Dec. 2)
11 Wichita State	11 Wichita State	► Largest First-Half Lead: 20 vs. UH Hilo (Dec. 9)
12 Gonzaga	12 TCU	► Largest First-Half Deficit: 13 at Utah (Dec. 2)
13 Virginia	13 Kansas	► Largest Second-Half Lead: 30 vs. UH Hilo (Dec. 9)
14 Kansas	14 Virginia	► Largest Second-Half Deficit: 23 at Utah (Dec. 2)
15 TCU	15 Gonzaga	► Largest Comeback for Victory: 7 (1H) vs. Utah Valley (Dec. 17)
16 Purdue	16 Purdue	► Largest Lead Surrendered in Loss: 3 vs. Nevada (1H) (Nov. 24)
17 Oklahoma	17 Oklahoma	► Most Points in the First Half: 46, 2x, last vs. North Dakota (Nov. 12)
18 Arizona	18 Baylor	► Fewest Points in the First Half: 24 vs. Nevada (Nov. 24)
Baylor	19 Arizona	► Opponent Most Points in the 1st Half: 37 at Utah (Dec. 2)
20 Cincinnati	20 Tennessee	► Opponent Fewest Points in 1st Half: 19 vs. UH Hilo (Dec. 9)
21 Tennessee	21 Texas Tech	► Most Points in the 2nd Half: 47 vs. Adams State (Nov. 27)
Texas Tech	22 Cincinnati	► Fewest Points in the 2nd Half: 26 vs. Troy (Nov. 13)
23 Seton Hall	Seton Hall	► Opponent Most Points in the 2nd Half: 47 vs. North Dakota (Nov. 12)
24 Florida State	24 Creighton	► Opponent Fewest Points in 2nd Half: 31 vs. Prairie View A&M (Dec. 6)
25 Creighton	25 Florida State	► Best Field Goal Pct. in the 1st Half: .600 vs. North Dakota (Nov. 12)
Others receiving votes: Arkansas 83, Notre Dame 73, Clemson 35, Louisville 28, Texas 21, Nevada 13 , Oklahoma State 9, Minnesota 9, SMU 5, Alabama 5, Auburn 4, Virginia Tech 3, Rhode Island 2, Syracuse 2, Florida 2, Towson 1, Michigan 1	Others receiving votes: Notre Dame 64, Arkansas 26, Virginia Tech 26, Texas 22, Louisville 20, Florida 15, Clemson 10, Boise State 9, Missouri 7, Syracuse 7, Rhode Island 6, Mississippi State 5, Loyola-Chicago 4, Saint Mary's 3, Stephen F. Austin 3, Michigan 2, Oklahoma State 1, Alabama 1	► Worst Field Goal Pct. in the 1st Half: .333 vs. Nevada (Nov. 24)
	2017-18 (potential) opponents in bold	► Best Field Goal Pct. in the 2nd Half: .524 vs. Arkansas-Pine Bluff (Nov. 10)
		► Worst Field Goal Pct. in the 2nd Half: .333 vs. Prairie View A&M (Dec. 6)
		► Largest Home Crowd: 6,309 vs. Nevada (Nov. 24)
		► Largest Road Crowd: 13,896 at Utah (Dec. 2)



2017-18 STANDINGS (DEC. 18)

Team	BWC	Pct.	Hm	Rd	All	Pct.	Hm	Rd	Neu
Hawai'i	0-0	.000	0-0	0-0	7-2	.778	7-1	0-1	0-0
UC Santa Barbara	0-0	.000	0-0	0-0	8-3	.727	4-0	3-3	1-0
UC Davis	0-0	.000	0-0	0-0	7-3	.700	3-0	3-2	1-0
Cal State Fullerton	0-0	.000	0-0	0-0	6-4	.600	4-1	1-3	1-0
Long Beach State	0-0	.000	0-0	0-0	5-8	.417	2-2	2-4	1-2
Cal Poly	0-0	.000	0-0	0-0	4-7	.364	2-2	1-3	1-2
UC Irvine	0-0	.000	0-0	0-0	4-9	.308	2-1	1-7	1-1
Riverside	0-0	.000	0-0	0-0	3-7	.300	2-2	1-5	0-0
CSUN	0-0	.000	0-0	0-0	1-9	.100	1-1	0-6	0-2

STATISTICAL NCAA (DEC. 18) & BWC RANKINGS (DEC. 18)

Team Category	OVERALL			CONFERENCE		
	Stat	BW	NCAA	Stat	Rank	
▶ Scoring Offense	73.3	3	216	-	-	
▶ Scoring Defense	70.2	4	143	-	-	
▶ Scoring Margin	+3.1	3	178	-	-	
▶ FG Pct.	.439	6	234	-	-	
▶ FG Pct. Defense	.414	5	97	-	-	
▶ 3-pt FG Percentage	.279	8	340	-	-	
▶ 3-pt FG Pct. Defense	.328	4	120	-	-	
▶ 3-pt FG Made Per Game	5.6	7	322	-	-	
▶ Free Throw Percentage	.669	7	275	-	-	
▶ Rebounding Offense	36.7	4	171	-	-	
▶ Rebounding Defense	33.4	1	-	-	-	
▶ Rebounding Margin	+3.2	2	119	-	-	
▶ Offensive Rebounds	10.0	4	212	-	-	
▶ Defensive Rebounds	26.7	4	129	-	-	
▶ Assists	133	5	259	-	-	
▶ Turnovers Committed	14.3	3	209	-	-	
▶ Turnovers Forced	14.4	2	145	-	-	
▶ Turnover Margin	+0.1	3	194	-	-	
▶ Assist/Turnover Ratio	1.0	3	188	-	-	
▶ Blocked Shots	2.1	8	333	-	-	
▶ Steals	5.7	5	311	-	-	
▶ Personal Fouls	20.1	7	281	-	-	

Individual Category (Top 10)	Player	Stat	BW Rk	Player	Stat	Rk
▶ Scoring	-	-	-	-	-	-
▶ Field Goal Pct.	M. Thomas	.527	6	-	-	-
▶ Free Throw Pct.	B. Stepteau	.793	t4	-	-	-
	S. Drammeh	.778	6	-	-	-
▶ Rebounding	M. Thomas	6.8	6	-	-	-
▶ Assists	J. Purchase	3.2	6	-	-	-
▶ Steals	D. Buggs	1.3	5	-	-	-
	S. Drammeh	1.3	7	-	-	-
▶ 3-Pointers Made	-	-	-	-	-	-
▶ 3-Point Pct.	B. Stepteau	.474	4	-	-	-
▶ Blocked Shots	J. Purchase	0.9	t8	-	-	-
▶ Assist/TO Ratio	J. Purchase	4.1	1	-	-	-
▶ Offensive Rebounds	M. Thomas	2.6	2	-	-	-
▶ Defensive Rebounds	J. Purchase	4.4	8	-	-	-
▶ Minutes Played	-	-	-	-	-	-

THIS WEEK'S SCHEDULE

Tuesday, Dec. 19
 Cal Poly at SMU
 UC Irvine at Montana
 UC Davis at Nevada
 CSUN at Sacramento State
 San Diego Christian at UC Santa Barbara

Wednesday, Dec. 20
 Valparaiso at UC Riverside

Thursday, Dec. 21
 Long Beach State at Michigan State
 Cal Poly at UT Arlington
 UC Irvine vs. Idaho

Friday, Dec. 22
 Cal State Fullerton at Loyola Marymount
 UC Merced at UC Riverside
 Lamar vs. UC Davis
 Miami at Hawai'i

Saturday, Dec. 23
 Long Beach State at Colorado State
 Idaho State at CSUN
 UC Santa Barbara at Sacramento State
 TBD at UC Davis
 TBD at Hawai'i

2017-18 BWC PLAYERS OF THE WEEK

Nov. 13 _____ Alex Larsson, UC Riverside
 Nov. 20 _____ Chima Moneke, UC Davis
 Nov. 27 _____ Max Heidegger, UC Santa Barbara
 Dec. 4 _____ Chima Moneke, UC Davis
 Dec. 11 _____ Khaili Ahmad, Cal State Fullerton
 Dec. 18 _____ **Sheriff Drammeh, Hawai'i**
 Dec. 26 _____
 Jan. 2 _____
 Jan. 8 _____
 Jan. 15 _____
 Jan. 22 _____
 Jan. 29 _____
 Feb. 5 _____
 Feb. 12 _____
 Feb. 19 _____
 Feb. 26 _____
 Mar. 5 _____

2017-18 BWC PRESEASON MEDIA POLL

Rk.	Team (1st Place Votes)	Points
1.	UC Irvine (14)	216
2.	UC Davis (7)	189
3.	Cal State Fullerton (1)	158
4.	Long Beach State (1)	153
5.	Hawai'i (2)	146
6.	UC Santa Barbara (1)	94
7.	CSUN	73
8.	UC Riverside	71
9.	Cal Poly	70

2017-18 ALL-BWC PRESEASON TEAM

Tavron Dawson, CSUN, F, Sr.
 Gabe Levin, Long Beach State, F, Sr.
 Chima Moneke, UC Davis F, Sr.
 Jackson Rowe, Cal State Fullerton, F, So.
 Gabe Vincent, UC Santa Barbara, G, Sr.
 Temidayo Yussuf, Long Beach State, F, Jr.

2017-18 INDIVIDUAL STAT LEADERS	2017-18 HIGHS & LOWS																																																			
<p>OVERALL</p> <p>Points 113, M. Thomas Scoring Average 12.6, M. Thomas Minutes 229, G. Johnson Minutes per game 25.4, G. Johnson Field Goals 39, M. Thomas FG Attempts 74, M. Thomas FG Percentage* 52.7%, M. Thomas 3-Pointers 11, S. Drammeh 3-Point Attempts 45, J. Purchase 3-Point Pct^ 47.4%, B. Stepteau Free Throws 44, G. Johnson FT Attempts 62, G. Johnson FT Percentage# 79.3%, B. Stepteau Rebounds 61, M. Thomas Reb. Avg. 6.8, M. Thomas Offensive Rebounds 23, M. Thomas Defensive Rebounds 40, J. Purchase Assists 29, J. Purchase Blocks 8, J. Purchase Steals 12, D. Buggs Turnovers 24, L. Green Personal Fouls 26, M. Thomas Foul Outs 1, Five players</p> <p>* - minimum 3.0 fg made per game ^ - minimum 1.0 3fg made per game # - minimum 2.0 ft made per game</p> <p>must have played in 75 percent of contests</p>	<p>TEAM GAME HIGHS</p> <table border="1"> <thead> <tr> <th>Category</th> <th>Hawai'i</th> <th>Opponent</th> </tr> </thead> <tbody> <tr><td>Points</td><td>87 vs. Adams State (Nov. 27)</td><td>80 at Utah (Dec. 2)</td></tr> <tr><td>FG Made</td><td>30 vs. UH Hilo (Dec. 9)</td><td>30 vs. Adams State (Nov. 27)</td></tr> <tr><td>FG Att.</td><td>63 at Utah (Dec. 2)</td><td>63 vs. Troy (Nov. 13)</td></tr> <tr><td>FG Pct.</td><td>.509 (29-57) vs. North Dakota (Nov. 12)</td><td>.526 (30-57) vs. Adams State (Nov. 27)</td></tr> <tr><td>3FG Made</td><td>10 vs. UH Hilo (Dec. 10)</td><td>10 vs Troy (Nov. 13)</td></tr> <tr><td>3FG Att</td><td>25 vs. UH Hilo (Dec. 9)</td><td>34 vs. Troy (Nov. 13)</td></tr> <tr><td>3FG Pct.</td><td>.400 (10-25) vs. UH Hilo (Dec. 9)</td><td>.391 (9-23) vs. UH Hilo (Dec. 9)</td></tr> <tr><td>FT Made</td><td>31 vs. Prairie View A&M (Dec. 6)</td><td>27 vs. Utah Valley (Dec. 17)</td></tr> <tr><td>FT Att.</td><td>42 vs. Ark. Pine Bluff (Nov. 10)</td><td>32 vs. Utah Valley (Dec. 17)</td></tr> <tr><td>FT Pct.</td><td>.816 (31-38) vs. Prairie View A&M (Dec. 6)</td><td>.844 (27-32) vs. Utah Valley (Dec. 17)</td></tr> <tr><td>Rebounds</td><td>46 vs. Troy (Nov. 13)</td><td>46 at Utah (Dec. 2)</td></tr> <tr><td>Assists</td><td>20, 2x, last vs. UH Hilo (Dec. 9)</td><td>17 at Utah (Dec. 2)</td></tr> <tr><td>Steals</td><td>10 vs. Adams State (Nov. 27)</td><td>12 vs. Prairie View A&M (Dec. 6)</td></tr> <tr><td>Blocks</td><td>4, 2x, last vs. Prairie View A&M (Dec. 6)</td><td>5, 2x, last vs. Nevada (Nov. 24)</td></tr> <tr><td>Turnovers</td><td>19 vs. Prairie View A&M (Dec. 6)</td><td>15 vs. Troy (Nov. 13)</td></tr> <tr><td>Fouls</td><td>27 vs. Utah Valley (Dec. 17)</td><td>33 vs. Ark. Pine Bluff (Nov. 10)</td></tr> </tbody> </table>	Category	Hawai'i	Opponent	Points	87 vs. Adams State (Nov. 27)	80 at Utah (Dec. 2)	FG Made	30 vs. UH Hilo (Dec. 9)	30 vs. Adams State (Nov. 27)	FG Att.	63 at Utah (Dec. 2)	63 vs. Troy (Nov. 13)	FG Pct.	.509 (29-57) vs. North Dakota (Nov. 12)	.526 (30-57) vs. Adams State (Nov. 27)	3FG Made	10 vs. UH Hilo (Dec. 10)	10 vs Troy (Nov. 13)	3FG Att	25 vs. UH Hilo (Dec. 9)	34 vs. Troy (Nov. 13)	3FG Pct.	.400 (10-25) vs. UH Hilo (Dec. 9)	.391 (9-23) vs. UH Hilo (Dec. 9)	FT Made	31 vs. Prairie View A&M (Dec. 6)	27 vs. Utah Valley (Dec. 17)	FT Att.	42 vs. Ark. Pine Bluff (Nov. 10)	32 vs. Utah Valley (Dec. 17)	FT Pct.	.816 (31-38) vs. Prairie View A&M (Dec. 6)	.844 (27-32) vs. Utah Valley (Dec. 17)	Rebounds	46 vs. Troy (Nov. 13)	46 at Utah (Dec. 2)	Assists	20, 2x, last vs. UH Hilo (Dec. 9)	17 at Utah (Dec. 2)	Steals	10 vs. Adams State (Nov. 27)	12 vs. Prairie View A&M (Dec. 6)	Blocks	4, 2x, last vs. Prairie View A&M (Dec. 6)	5, 2x, last vs. Nevada (Nov. 24)	Turnovers	19 vs. Prairie View A&M (Dec. 6)	15 vs. Troy (Nov. 13)	Fouls	27 vs. Utah Valley (Dec. 17)	33 vs. Ark. Pine Bluff (Nov. 10)
Category	Hawai'i	Opponent																																																		
Points	87 vs. Adams State (Nov. 27)	80 at Utah (Dec. 2)																																																		
FG Made	30 vs. UH Hilo (Dec. 9)	30 vs. Adams State (Nov. 27)																																																		
FG Att.	63 at Utah (Dec. 2)	63 vs. Troy (Nov. 13)																																																		
FG Pct.	.509 (29-57) vs. North Dakota (Nov. 12)	.526 (30-57) vs. Adams State (Nov. 27)																																																		
3FG Made	10 vs. UH Hilo (Dec. 10)	10 vs Troy (Nov. 13)																																																		
3FG Att	25 vs. UH Hilo (Dec. 9)	34 vs. Troy (Nov. 13)																																																		
3FG Pct.	.400 (10-25) vs. UH Hilo (Dec. 9)	.391 (9-23) vs. UH Hilo (Dec. 9)																																																		
FT Made	31 vs. Prairie View A&M (Dec. 6)	27 vs. Utah Valley (Dec. 17)																																																		
FT Att.	42 vs. Ark. Pine Bluff (Nov. 10)	32 vs. Utah Valley (Dec. 17)																																																		
FT Pct.	.816 (31-38) vs. Prairie View A&M (Dec. 6)	.844 (27-32) vs. Utah Valley (Dec. 17)																																																		
Rebounds	46 vs. Troy (Nov. 13)	46 at Utah (Dec. 2)																																																		
Assists	20, 2x, last vs. UH Hilo (Dec. 9)	17 at Utah (Dec. 2)																																																		
Steals	10 vs. Adams State (Nov. 27)	12 vs. Prairie View A&M (Dec. 6)																																																		
Blocks	4, 2x, last vs. Prairie View A&M (Dec. 6)	5, 2x, last vs. Nevada (Nov. 24)																																																		
Turnovers	19 vs. Prairie View A&M (Dec. 6)	15 vs. Troy (Nov. 13)																																																		
Fouls	27 vs. Utah Valley (Dec. 17)	33 vs. Ark. Pine Bluff (Nov. 10)																																																		
<p>CollegelInsider.com Mid-Major Poll (Dec. 11)</p> <ol style="list-style-type: none"> Gonzaga (31) Saint Mary's BYU Towson Albany Loyola Chicago Northern Iowa UT Arlington Louisiana Charleston Stephen F. Austin Furman Evansville Valparaiso Georgia Southern Missouri State UNC Greensboro South Dakota 19. New Mexico State Northern Kentucky Central Michigan 22. UC Santa Barbara FGCU 24. UC Davis Portland State <p>Others receiving votes: Vermont 76, San Diego 62, South Dakota State 61, Oakland 49, Jacksonville State 48, Ball State 38, Murray State 35, Eastern Michigan 32, Grand Canyon 29, Lipscomb 27, Mercer 26, Belmont 24, Bucknell 23, Bradley 21, Idaho 17, Akron 14, ETSU 13, UNC Asheville 13, Buffalo 12, Liberty 12, Lamar 10, Seattle 10, Penn 9, Georgia State 7, Wofford 6, Western Michigan 5, Hawai'i 1, Illinois State 1, San Francisco 1, Southern Utah 1.</p> <p>2017-18 (potential) opponents in bold</p>	<p>TEAM GAME LOWS</p> <table border="1"> <thead> <tr> <th>Category</th> <th>Hawai'i</th> <th>Opponent</th> </tr> </thead> <tbody> <tr><td>Points</td><td>54 vs. Nevada (Nov. 24)</td><td>60 vs. Prairie View A&M (Dec. 6)</td></tr> <tr><td>FG Made</td><td>17 vs. Prairie View A&M (Dec. 6)</td><td>19 vs. Utah Valley (Dec. 17)</td></tr> <tr><td>FG Att.</td><td>44 vs. Prairie View A&M (Dec. 6)</td><td>50 vs. Nevada (Nov. 24)</td></tr> <tr><td>FG Pct.</td><td>.365 (23-63) at Utah (Dec. 2)</td><td>.349 (22-63) vs. Troy (Nov. 13)</td></tr> <tr><td>3FG Made</td><td>3 vs. Nevada (Nov. 24)</td><td>4, 2x, last vs. Utah Valley (Dec. 17)</td></tr> <tr><td>3FG Att</td><td>14 vs. North Dakota (Nov. 12)</td><td>13 vs. North Dakota (Nov. 12)</td></tr> <tr><td>3FG Pct.</td><td>.182 (4-22) at Utah (Dec. 2)</td><td>.222 (4-18) vs. Utah Valley (Dec. 17)</td></tr> <tr><td>FT Made</td><td>10 at Utah (Dec. 2)</td><td>10, 2x, last vs. Prairie View A&M (Dec. 6)</td></tr> <tr><td>FT Att.</td><td>15 at Utah (Dec. 2)</td><td>17 vs. UH Hilo (Dec. 9)</td></tr> <tr><td>FT Pct.</td><td>.524 (11-21) vs. Nevada (Nov. 24)</td><td>.435 vs. Prairie View A&M (Dec. 6)</td></tr> <tr><td>Rebounds</td><td>30 vs. Utah Valley (Dec. 17)</td><td>27 vs. North Dakota (Nov. 12)</td></tr> <tr><td>Assists</td><td>9, 2x, last at Utah (Dec. 2)</td><td>5 vs. Prairie View A&M (Dec. 6)</td></tr> <tr><td>Steals</td><td>0 vs. Prairie View A&M (Dec. 6)</td><td>2 vs. UH Hilo (Dec. 9)</td></tr> <tr><td>Blocks</td><td>0, 2x, last vs. UH Hilo (Dec. 9)</td><td>1 vs. Adams State (Nov. 27)</td></tr> <tr><td>Turnovers</td><td>10, 2x, last vs. UH Hilo (Dec. 9)</td><td>9 vs. Prairie View A&M (Dec. 6)</td></tr> <tr><td>Fouls</td><td>12 vs. UH Hilo (Dec. 9)</td><td>14 vs. UH Hilo (Dec. 9)</td></tr> </tbody> </table>	Category	Hawai'i	Opponent	Points	54 vs. Nevada (Nov. 24)	60 vs. Prairie View A&M (Dec. 6)	FG Made	17 vs. Prairie View A&M (Dec. 6)	19 vs. Utah Valley (Dec. 17)	FG Att.	44 vs. Prairie View A&M (Dec. 6)	50 vs. Nevada (Nov. 24)	FG Pct.	.365 (23-63) at Utah (Dec. 2)	.349 (22-63) vs. Troy (Nov. 13)	3FG Made	3 vs. Nevada (Nov. 24)	4, 2x, last vs. Utah Valley (Dec. 17)	3FG Att	14 vs. North Dakota (Nov. 12)	13 vs. North Dakota (Nov. 12)	3FG Pct.	.182 (4-22) at Utah (Dec. 2)	.222 (4-18) vs. Utah Valley (Dec. 17)	FT Made	10 at Utah (Dec. 2)	10, 2x, last vs. Prairie View A&M (Dec. 6)	FT Att.	15 at Utah (Dec. 2)	17 vs. UH Hilo (Dec. 9)	FT Pct.	.524 (11-21) vs. Nevada (Nov. 24)	.435 vs. Prairie View A&M (Dec. 6)	Rebounds	30 vs. Utah Valley (Dec. 17)	27 vs. North Dakota (Nov. 12)	Assists	9, 2x, last at Utah (Dec. 2)	5 vs. Prairie View A&M (Dec. 6)	Steals	0 vs. Prairie View A&M (Dec. 6)	2 vs. UH Hilo (Dec. 9)	Blocks	0, 2x, last vs. UH Hilo (Dec. 9)	1 vs. Adams State (Nov. 27)	Turnovers	10, 2x, last vs. UH Hilo (Dec. 9)	9 vs. Prairie View A&M (Dec. 6)	Fouls	12 vs. UH Hilo (Dec. 9)	14 vs. UH Hilo (Dec. 9)
Category	Hawai'i	Opponent																																																		
Points	54 vs. Nevada (Nov. 24)	60 vs. Prairie View A&M (Dec. 6)																																																		
FG Made	17 vs. Prairie View A&M (Dec. 6)	19 vs. Utah Valley (Dec. 17)																																																		
FG Att.	44 vs. Prairie View A&M (Dec. 6)	50 vs. Nevada (Nov. 24)																																																		
FG Pct.	.365 (23-63) at Utah (Dec. 2)	.349 (22-63) vs. Troy (Nov. 13)																																																		
3FG Made	3 vs. Nevada (Nov. 24)	4, 2x, last vs. Utah Valley (Dec. 17)																																																		
3FG Att	14 vs. North Dakota (Nov. 12)	13 vs. North Dakota (Nov. 12)																																																		
3FG Pct.	.182 (4-22) at Utah (Dec. 2)	.222 (4-18) vs. Utah Valley (Dec. 17)																																																		
FT Made	10 at Utah (Dec. 2)	10, 2x, last vs. Prairie View A&M (Dec. 6)																																																		
FT Att.	15 at Utah (Dec. 2)	17 vs. UH Hilo (Dec. 9)																																																		
FT Pct.	.524 (11-21) vs. Nevada (Nov. 24)	.435 vs. Prairie View A&M (Dec. 6)																																																		
Rebounds	30 vs. Utah Valley (Dec. 17)	27 vs. North Dakota (Nov. 12)																																																		
Assists	9, 2x, last at Utah (Dec. 2)	5 vs. Prairie View A&M (Dec. 6)																																																		
Steals	0 vs. Prairie View A&M (Dec. 6)	2 vs. UH Hilo (Dec. 9)																																																		
Blocks	0, 2x, last vs. UH Hilo (Dec. 9)	1 vs. Adams State (Nov. 27)																																																		
Turnovers	10, 2x, last vs. UH Hilo (Dec. 9)	9 vs. Prairie View A&M (Dec. 6)																																																		
Fouls	12 vs. UH Hilo (Dec. 9)	14 vs. UH Hilo (Dec. 9)																																																		
	<p>INDIVIDUAL GAME HIGHS</p> <table border="1"> <thead> <tr> <th>Category</th> <th>Hawai'i</th> <th>Opponent</th> </tr> </thead> <tbody> <tr><td>Points</td><td>29, M. Thomas vs. North Dakota (Nov. 12)</td><td>29, M. Thomas, Adams State (Nov. 27)</td></tr> <tr><td>FGM</td><td>12, M. Thomas vs. North Dakota (Nov. 12)</td><td>13, M. Thomas, Adams State (Nov. 27)</td></tr> <tr><td>3FGM</td><td>4, S. Drammeh vs. Utah Valley (Dec. 17)</td><td>5, J. Toliver, UAPB (Nov. 10)</td></tr> <tr><td>FTM</td><td>13, M. Thomas vs. North Dakota (Nov. 12)</td><td>8, M. McKnight, UAPB (Nov. 10)</td></tr> <tr><td>Rebounds</td><td>11, M. Thomas vs. Prairie View A&M (Dec. 6)</td><td>12, J. Varnado, Troy (Nov. 13)</td></tr> <tr><td></td><td>11, M. Thomas vs. North Dakota (Nov. 12)</td><td></td></tr> <tr><td>Assists</td><td>8, J. Purchase vs. UAPB (Nov. 10)</td><td>5, numerous</td></tr> <tr><td>Steals</td><td>3, Numerous</td><td>5, G. Blackston, Prairie View A&M (Dec. 6)</td></tr> <tr><td>Blocks</td><td>2, J. Purchase vs. Troy (Nov. 13)</td><td>4, A. Hicks, Troy (Nov. 13)</td></tr> <tr><td></td><td>2, G. Johnson vs. Troy (Nov. 13)</td><td></td></tr> <tr><td></td><td>2, J. Purchase vs. Nevada (Nov. 24)</td><td></td></tr> <tr><td>Turnovers</td><td>5, L. Green vs. UAPB (Nov. 10)</td><td>6, G. Crandall, North Dakota (Nov. 12)</td></tr> </tbody> </table>	Category	Hawai'i	Opponent	Points	29, M. Thomas vs. North Dakota (Nov. 12)	29, M. Thomas, Adams State (Nov. 27)	FGM	12, M. Thomas vs. North Dakota (Nov. 12)	13, M. Thomas, Adams State (Nov. 27)	3FGM	4, S. Drammeh vs. Utah Valley (Dec. 17)	5, J. Toliver, UAPB (Nov. 10)	FTM	13, M. Thomas vs. North Dakota (Nov. 12)	8, M. McKnight, UAPB (Nov. 10)	Rebounds	11, M. Thomas vs. Prairie View A&M (Dec. 6)	12, J. Varnado, Troy (Nov. 13)		11, M. Thomas vs. North Dakota (Nov. 12)		Assists	8, J. Purchase vs. UAPB (Nov. 10)	5, numerous	Steals	3, Numerous	5, G. Blackston, Prairie View A&M (Dec. 6)	Blocks	2, J. Purchase vs. Troy (Nov. 13)	4, A. Hicks, Troy (Nov. 13)		2, G. Johnson vs. Troy (Nov. 13)			2, J. Purchase vs. Nevada (Nov. 24)		Turnovers	5, L. Green vs. UAPB (Nov. 10)	6, G. Crandall, North Dakota (Nov. 12)												
Category	Hawai'i	Opponent																																																		
Points	29, M. Thomas vs. North Dakota (Nov. 12)	29, M. Thomas, Adams State (Nov. 27)																																																		
FGM	12, M. Thomas vs. North Dakota (Nov. 12)	13, M. Thomas, Adams State (Nov. 27)																																																		
3FGM	4, S. Drammeh vs. Utah Valley (Dec. 17)	5, J. Toliver, UAPB (Nov. 10)																																																		
FTM	13, M. Thomas vs. North Dakota (Nov. 12)	8, M. McKnight, UAPB (Nov. 10)																																																		
Rebounds	11, M. Thomas vs. Prairie View A&M (Dec. 6)	12, J. Varnado, Troy (Nov. 13)																																																		
	11, M. Thomas vs. North Dakota (Nov. 12)																																																			
Assists	8, J. Purchase vs. UAPB (Nov. 10)	5, numerous																																																		
Steals	3, Numerous	5, G. Blackston, Prairie View A&M (Dec. 6)																																																		
Blocks	2, J. Purchase vs. Troy (Nov. 13)	4, A. Hicks, Troy (Nov. 13)																																																		
	2, G. Johnson vs. Troy (Nov. 13)																																																			
	2, J. Purchase vs. Nevada (Nov. 24)																																																			
Turnovers	5, L. Green vs. UAPB (Nov. 10)	6, G. Crandall, North Dakota (Nov. 12)																																																		



Miscellaneous Stats

DOUBLE-DOUBLES		
Player	2017-18	Career
Mike Thomas	2	4
Gibson Johnson	-	1

DOUBLE-FIGURE SCORING			
Player	2017-18	Career	Consec.
Brocke Stepteau	5	15	-
Mike Thomas	5	21	-
Gibson Johnson	4	25	1
Jack Purchase	3	16	-
Drew Buggs	3	3	-
Sheriff Drammeh	3	15	2
Leland Green	2	7	-
Samuta Avea	1	1	-
Brandon Thomas	1	1	-
Ido Flaisher	-	2	-
Zigmars Raimo	-	1	-

DOUBLE-FIGURE REBOUNDING		
Player	2017-18	Career
Mike Thomas	2	8
Gibson Johnson	-	2
Leland Green	-	1

20-POINT GAMES		
Player	2017-18	Career
Mike Thomas	1	2
Sheriff Drammeh	1	1
Jack Purchase	-	3
Leland Green	-	1

TIMES LED IN SCORING		
Player	2017-18	Career
Mike Thomas	3	8
Drew Buggs	3	3
Gibson Johnson	2	8
Sheriff Drammeh	2	3
Brocke Stepteau	1	3
Jack Purchase	-	8
Leland Green	-	2

TIMES LED IN REBOUNDING		
Player	2017-18	Career
Mike Thomas	5	20
Jack Purchase	3	10
Gibson Johnson	3	13
Leland Green	-	3
Sheriff Drammeh	-	2
Ido Flaisher	-	2
Brocke Stepteau	-	1

TIMES LED IN ASSISTS		
Player	2017-18	Career
Jack Purchase	3	9
Brocke Stepteau	3	16
Drew Buggs	2	2
Sheriff Drammeh	2	14
Brandon Thomas	1	1
Mike Thomas	-	1
Gibson Johnson	-	4
Leland Green	-	1

STARTS			
Player	2017-18	Career	Consec.
Mike Thomas	9	66	9
Gibson Johnson	9	39	39
Leland Green	9	27	9
Drew Buggs	7	7	3
Sheriff Drammeh	4	30	4
Jack Purchase	4	34	-
Brocke Stepteau	2	24	-

FIRST OFF THE BENCH		
Player	2017-18	Consec.
Jack Purchase	4	-
Sheriff Drammeh	2	-
Brocke Stepteau	2	-
Ido Flaisher	2	1
Brandon Thomas	1	-



The Last Time...

TEAM	
Scored 100 Points	114 vs. Long Beach State, 1/14/17
Scored 90 Points	114 vs. Long Beach State, 1/14/17
Allowed 100 Points	107 vs. Long Beach State, 1/14/17
Allowed 90 points	107 vs. Long Beach State, 1/14/17
Scored Under 50	45 vs. Illinois State, 12/22/16
Opponent Under 50	46 vs. Southern Miss, 12/25/16

Shot 70%	70.8 (34-48) vs. UTEP, 1/21/89
Shot 60%	60.7 (37-61) vs. Long Beach State, 1/14/17
Shot 50% in three straight games	____ vs. UCSB, at Cal State Fullerton, vs. Long Beach State _____ (3/4 - 3/12/15)
Shot Below 30%	29.4% (15-51) vs. Utah, 12/23/16
Made 10 3-Pointers	10 vs. UH Hilo, 12/9/17
Made No 3-Pointers	at Fresno State (0-5), 2/19/09
Made No 3-Pointers In Consecutive Games	____ vs. Nevada (0-4), 2/14/09 and at Fresno State (0-5), 2/19/09

Had 50 Rebounds	50 vs. Howard, 1/2/16
Had 30 Assists	30 vs. TCU, 2/22/01
Had 15 Steals	15 at UC Santa Barbara, 2/7/15
Had 10 Blocked Shots	10 vs. New Mexico St., 1/21/12
Had Fewer Than 10 Turnovers	9 vs. Cal State Fullerton, 3/10/16
Had 20 Turnovers	20 at UC Davis, 2/21/15

Bench Scored 40+ points	48 vs. Hawai'i Hilo, 11/21/13
Bench Scored No Points	vs UC Irvine, 2/11/17
Victory over an AP ranked team	#23 California (77-66), 3/18/16
Loss to an AP ranked team	#5 North Carolina (68-83), 11/18/16

INDIVIDUAL	
Scored 50 Points	Never
Scored 40 Points	42, Trevor Ruffin vs. Louisville, 12/31/93
Scored 30 Points	30, Noah Allen at Cal Poly, 2/18/17
Had 20 Rebounds	20, Petras Balocka vs. Lamar, 12/6/09
Had 15 Rebounds	15, Aaron Valdes vs. Howard, 1/2/16
Had 10 Assists	11, Aaron Valdes vs. Howard, 1/2/16
Had 5 Steals	5, Sheriff Drammeh vs. UC Irvine, 2/11/17
Had 5 Blocks	5, Stefan Jankovic vs. Long Beach State, 2/26/15

Had 2 Players With Double-Doubles (pts/reb)	____ vs. Cal State Fullerton (2/13/16)
	____ (Aaron Valdes - 15p/10r, Sai Tummala - 11 pt/10r)

Had 3 Players With Double-Doubles (pts/reb)	____ vs. Portland, 2/28/76
	____ (George Lett-12/11, Tommy Barker-14/11, Mel Werts-11/10)

Had 3 Consecutive Double-Doubles:	____ Christian Standhardinger
	____ at Cal State Northridge (18p, 10r; 1/11/14); vs. UC Riverside (27p, 11r, 1/18/14);
	____ at UC Davis (22 pt, 11 r, 1/23/14)

Had 3 Players With 20+ Points	____ vs. Long Beach State, 1/14/17
	____ (Noah Allen - 25, Leland Green - 25, Jack Purchase -25)

Had 3 Players With 10+ Rebounds	____ vs. Portland, 2/28/76
	____ (George Lett-11, Tommy Barker-11, Mel Werts-10)

Had 5 Players With 10+ Points	____ vs. Adams State (11/27/17)
	(Gibson Johnson - 19, Samuta Avea - 13, Leland Green - 13, Brandon Thomas - 13 , Brocke Stepteau -12)

Had 6 Players With 10+ Points	____ vs. Chaminade, 12/15/12
	(C. Standhardinger - 20; Isaac Fotu - 18; Brandon Spearman - 18; Hauns Brereton -12; Vander Joaquim - 10; Brandon Jawato -10)

Had No Players With 10+ Points	____ vs. Idaho, 1/6/11
--------------------------------	------------------------

Had a Triple-Double	____ Aaron Valdes (16 pts, 15 reb, 11 ast) vs. Howard, 1/2/16
---------------------	---

Opp. Triple-Double	____ Kyle Collinworth (19 pt, 12 reb, 10 ast) vs. BYU, 12/6/14
--------------------	--



UH When...

GENERAL	2017-18	2016-17	UNDER GANOT
At Home	7-1	11-8	35-12
On the Road	0-1	3-5	10-8
At a Neutral Site		0-3	4-4
Overtime Games	1-0	2-0	4-0
Coming Off A Win	4-2	7-7	34-15
Coming Off a Loss	2-0	7-8	14-8
Day Games		1-2	4-5
Night Games	7-2	13-14	45-19
HALFTIME			
UH leads at halftime	7-0	12-3	40-4
UH trails at halftime	0-2	2-13	6-20
Tied at halftime			3-0
SCORING			
UH scores 90 points or more		1-0	3-0
UH scores 80 points or more	4-0	4-0	18-1
UH scores 70 points or more	7-0	10-2	40-6
UH scores 60 points or more	7-1	14-9	48-16
UH scores less than 60 points	0-1	0-7	0-8
Opp. scores 90 points or more		1-0	1-0
Opp. scores 80 points or more	0-1	1-3	1-6
Opp. scores 70 points or more	3-1	3-9	17-15
Opp. scores 60 points or more	7-2	9-15	36-23
Opp. scores less than 60 points		5-1	13-1
MARGINS			
Games decided by 1 point	1-0	1-1	3-1
Games decided 5 points or less	2-0	3-4	9-6
Games decided 6-9 points		5-4	11-6
Games decided by 10 points or more	4-2	6-8	27-12
Games decided by 20 points or more	0-1	4-2	9-3
FIELD GOAL PERCENTAGE			
Shoots .600 or above		1-0	2-0
Shoots .500 or above	1-0	3-0	14-0
Shoots below .500	6-2	11-16	35-24
Shoots .400 or below	0-2	1-9	3-14
Opponent shoots .600 or above			
Opponent shoots .500 or above	1-0	2-4	4-4
Opponent shoots below .500	6-2	12-12	45-20
Opponent shoots .400 or below	4-0	7-0	22-0
Shoots better than opp.	6-0	12-1	42-2
Shoots worse than opp.	1-2	2-15	6-22
Shoots same as opp.			1-0
3-POINTERS			
More 3-pointers than opp.	2-0	10-7	25-9
Less 3-pointers than opp.	3-2	2-8	15-14
3-pointers is tied	2-0	2-1	9-1
FREE THROWS			
Shoots more FT than opp.	5-0	8-4	34-6
Shoots less FT than opp.	1-2	6-10	13-15
Shoots same FT as opp.	1-0	0-2	2-3
REBOUNDING			
More rebounds than opp.	5-1	11-2	39-4
Less rebounds than opp.	2-1	3-14	9-20
Rebounds are tied			1-0
TURNOVERS			
More turnovers than opponent	2-1	8-6	20-8
Fewer turnovers than opponent	3-1	6-7	26-13
Turnovers are tied	2-0	0-3	3-3
LAST FIVE MINUTES			
Leads with 5:00 left in regulation	6-0	10-0	41-1
Trails with 5:00 left in regulation	0-2	4-16	7-23
Tied with 5:00 left in regulation	1-0		1-0

BENCH	2017-2018	2016-17	UNDER GANOT
UH bench scored more	5-2	5-6	28-9
Opponent bench scores more	2-0	8-10	20-14
Bench scoring tied		1-0	1-1

UH PLAYER SCORING

Five in double-digits	1-0	1-0	7-0
Four in double-digits	2-0	5-2	17-2
Three in double-digits	3-0	5-8	18-13
Two in double-digits	1-1	2-4	7-7
One in double-digits	0-1	2-1	3-2
None in double-digits			0-0
One with 20 points	2-0	4-5	10-7
Two with 20 points			2-0
Three with 20 points		1-0	1-0
One with 30 points		4-0	7-0

LEADING SCORER

Mike Thomas	3-0		3-2
Jack Purchase		5-3	5-3
Gibson Johnson	2-0	1-5	3-5
Brocke Stepteau	0-1	0-2	0-3
Leland Green		1-1	1-1
Sheriff Drammeh	2-0	1-0	3-0
Drew Buggs	2-1		2-1

Month

November	4-1	4-3	12-5
December	3-1	2-4	11-6
January		3-4	9-5
February		5-3	12-4
March		0-2	5-4

RANKED*/TELEVISION

Ranked teams		0-1	1-3
Ranked teams at home		0-1	0-2
Ranked teams on the road			0-0
Ranked teams at neutral sites			1-1
National TV games	0-1	2-4	11-7

STARTING LINEUPS (G, G, F, F, C)

	W/L	GAME #
Buggs, Green, Purchase, Thomas, Johnson	3-1	1-4
Stepteau, Green, Drammeh, Thomas, Johnson	1-1	5-6
Buggs, Green, Drammeh, Thomas, Johnson	3-0	7-9

* denotes ranked in the Associated Press poll

NUMERICAL ROSTER

No	Name	Pronunciation	Pos	Ht	Wt	Cl	Hometown (Last School)
0	Leland Green*		G	6-2	185	So.	Los Angeles, Calif./Redondo Union HS
1	Drew Buggs+		G	6-2	190	Fr.	Long Beach, Calif./Long Beach Poly HS
2	Brocke Stepteau**	STEP-toe	G	5-9	170	Jr.	Dallas, Texas/Dallas Jesuit Prep School
4	Brandon Thomas		G	6-4	175	So.	Woodland Hills, Calif./Riverside City College
12	Jack Purchase*+		F	6-9	210	Jr.	Melbourne, Victoria, Australia/Auburn
13	Mike Thomas***+		F	6-7	220	Sr.	Woodland Hills, Calif./El Camino Real HS
14	Zigmars Raimo*	RYE-mo	F	6-7	235	So.	Madona, Latvia/Riga Secondary School 49
15	Ido Flaisher*	EE-doh • FLY-sheer	C	6-10	235	So.	Herzliya, Israel/Hadash High School
21	Gibson Johnson*		F	6-8	220	Sr.	Centerville, Utah/Salt Lake CC
23	Sheriff Drammeh**	shuh-REEF • DRAH-may	G	6-3	160	Jr.	Stockholm, Sweden/Igelstavikens Gymnasium
24	Zach Buscher**		G	6-3	180	Jr.	Kailua, O'ahu/'Iolani School
32	Samuta Avea	sah-MOO-tah • ah-VAY-ah	G/F	6-6	190	Fr.	Hau'ula, O'ahu/Kahuku HS
35	Trevor LaCount		F	6-7	185	Jr.	Ventura, Calif./Ventura College
42	Justin Hemsley		G/F	6-5	185	Fr.	Rancho Cucamonga, Calif./Damien HS

* denotes letters earned

+ denotes has used redshirt year

Head Coach: Eran Ganot (Swarthmore College, 2003), 3rd year

Associate Head Coach: Adam Jacobsen (Pacific, 1997), 3rd year

Assistant Coach: John Montgomery (Loyola Marymount, 2007), 3rd year

Assistant Coach: Marlon Stewart (Washington State, 2008), 1st year

Director of Basketball Operations: Todd Okeson (Nevada, 2004), 2nd year

Graduate Manager: Stefon Lyons (Washington-Tacoma, 2016), 2nd year

ALPHABETICAL

32	Samuta Avea
1	Drew Buggs
24	Zach Buscher
23	Sheriff Drammeh
15	Ido Flaisher
0	Leland Green
42	Justin Hemsley
21	Gibson Johnson
35	Trevor LaCount
12	Jack Purchase
14	Zigmars Raimo
2	Brocke Stepteau
4	Brandon Thomas
13	Mike Thomas

HEIGHT

6-10	Ido Flaisher
6-9	Jack Purchase
6-8	Gibson Johnson
6-7	Trevor LaCount
	Zigmars Raimo
	Mike Thomas
6-6	Samuta Avea
6-5	Justin Hemsley
6-4	Brandon Thomas
6-3	Zach Buscher
	Sheriff Drammeh
6-2	Drew Buggs
	Leland Green
5-9	Brocke Stepteau

CLASS

Seniors	Gibson Johnson
(2)	Mike Thomas
Juniors	Zach Buscher
(5)	Sheriff Drammeh
	Trevor LaCount
	Jack Purchase
	Brocke Stepteau
Soph.	Ido Flaisher
(4)	Leland Green
	Zigmars Raimo
	Brandon Thomas
Freshmen	Samuta Avea
(3)	Drew Buggs (RS)
	Justin Hemsley

HOMETOWN

California (6)
Buggs (Long Beach)
Green (Los Angeles)
Hemsley (Rancho Cucamonga)
LaCount (Ventura)
B. Thomas (Woodland Hills)
M. Thomas (Woodland Hills)
Hawai'i (2)
Avea (Hau'ula)
Buscher (Kailua)
Texas (1)
Stepteau (Dallas)
Utah (1)
Johnson (Centerville)
Australia (1)
Purchase (Melbourne)
Israel (1)
Flaisher (Herzliya)
Latvia (1)
Raimo (Madona)
Sweden (1)
Drammeh (Stockholm)



HEAD COACH ERAN GANOT

3rd Season
Overall Record: 52-26
Record at UH: 49-24
Conference Record at UH: 21-11
Swarthmore (2003)
 @EranGanot

Hired in April 2015 at the age of 33, Eran Ganot became the second youngest head coach in the history of the University of Hawai'i men's basketball program and one of the youngest head coaches on the Division I landscape. After two seasons on the job, he's certainly proved his mettle. With 42 victories, Ganot has won more games than any other UH coach in his first two years.

Ganot led Hawai'i to a historic 2015-16 season as the Rainbow Warriors claimed both the Big West regular-season and tournament titles and notched a school-record 28 wins. By season's end, he not only led UH to its first NCAA Tournament appearance since 2002, but also guided the team to an opening-round upset win over California for the program's first-ever win in the Big Dance.

Following the season, Ganot was recognized with a pair of national Coach of the Year awards and was a finalist for several others. The native of Tenafly, N.J., claimed CollegelInsider.com's Joe B. Hall Award, given to the top first-year head coach, as well as the Red Auerbach College Coach of the Year Award as selected by members of the Jewish Coaches Association (JCA).

Ganot also claimed Big West Coach of the Year honors after enjoying the most successful inaugural season of any coach in the history of the conference.

In his second season in 2016-17, Ganot took a squad that lost its top eight players and shaped a resilient group that defied expectations. Picked to finish second-to-last in the preseason Big West poll, the Rainbow Warriors remained in contention for the Big West title until late in the season, before finishing in fifth place.

Ganot has coached at a championship level before. Prior to becoming UH's head coach, he enjoyed two successful assistant-coaching stints at Saint Mary's College in Moraga, Calif. During his latest five-year span at SMC (2010-15), the Gaels made two NCAA and three NIT appearances and won at least 21 games each season—including a three-year stretch with 25 or more wins.

The Gaels captured two regular-season WCC titles; appeared in the WCC Tournament championship four times; and claimed two conference Players of the Year. Both players were coached in Ganot's position group, including Matthew Dellavedova, a member of the 2016 NBA champion Cleveland Cavaliers.

While as a volunteer assistant from 2003-06, the Gaels enjoyed the best three-year record in school history at the time and twice appeared in the WCC Championship game during his stay.

It was in between his two stints at Saint Mary's that Ganot first came to Hawai'i. He started out as director of basketball operations under Riley Wallace in 2006 before earning a promotion to full-time assistant coach by then-head coach Bob Nash after just one season. Seen as a rising star in the coaching ranks, Ganot stood out for his tireless work ethic, basketball insight and devotion to the UH program.

Ganot earned a bachelor's degree in economics and sociology/anthropology at Pennsylvania's academically-elite Swarthmore College in 2003. He was a four-year letterman for the Division III school and twice served as team captain, as selected by his teammates and coaches. A basketball team.

Ganot has been active in the NABC's Coaches vs. Cancer program and in 2017 joined

THE GANOT FILE

- ▶ **Hometown:** Tenafly, N.J.
- ▶ **Education:** Swarthmore College, Bachelor's in Economics, and Sociology/Anthropology, 2003

Coaching Experience

- ▶ 2015-present – Hawai'i, Head Coach
- ▶ 2014-15 – St. Mary's, Associate Head Coach
- ▶ 2010-14 – St. Mary's, Assistant Coach
- ▶ 2007-10 – Hawai'i, Assistant Coach
- ▶ 2006-07 – Hawai'i, Director of Basketball Operations
- ▶ 2003-06 – St. Mary's, Volunteer Assistant

Playing Experience

- ▶ Swarthmore College, 2000-03

Family

- ▶ Wife - Barbea; Daughter - Zeza

Career Highlights

- ▶ Most wins (42) by a UH coach in his first two seasons.
- ▶ Guided UH to a school-record 28 wins in his 1st year.
- ▶ Helped program capture its first Big West regular-season and tournament titles
- ▶ Led UH to its first NCAA Tournament bid in 14 years and first-ever NCAA Tournament win with an upset over No. 4-seed Cal.
- ▶ Named 2015-16 Big West Coach of the Year after surpassing the first-year Big West win totals of legendary coaches Lute Olson and Jerry Tarkanian.
- ▶ Named the Jewish Coaches Association Coach of the Year and top first-year coach by CollegelInsider.com.
- ▶ During five years as an assistant at Saint Mary's, helped the Gaels maintain its status as a West Coast power with a 124-44 record (.738), including three seasons with at least 25 wins.
- ▶ The Gaels made two NCAA Tournaments and three NITs, while capturing a pair of WCC titles during that same span.

Win-Loss Records At UH

Home	35-12
Road	10-8
Neutral.....	4-4
Overtime.....	4-0
Off a Win.....	34-15
Off a Loss	14-8
Leads At Half.....	40-4
Trails At Half.....	6-20
Tied At Half.....	3-0
Ranked Teams.....	1-3

COACHES NOTES

- ▶ Associate head coach **Adam Jacobsen** won a combined seven Big West titles as a coach and player at the University of Pacific.
- ▶ Assistant **John Montgomery** helped Cal go 130-73 in six seasons at Cal, where he coached under his father, Mike Montgomery, a 2016 inductee into the College Basketball Hall of Fame
- ▶ Assistant **Marlon Stewart** has been in the postseason in 12 of the last 13 seasons while being associated with four different Division I programs across the nation.

YEAR-BY-YEAR RECORD				
Season	Team	Overall W-L	Conf. Finish	Postseason
2013-14	Saint Mary's*	3-2	2-2	-
2015-16	Hawai'i	28-6	13-3 (T-1st)	NCAA 2nd Round
2016-17	Hawai'i	14-16	8-8 (5th)	-
2017-18	Hawai'i	7-2	-	-
UH Record		49-24 (.671)	21-11 (.656)	
Overall		52-26 (.667)	23-13 (.639)	*acting head coach

COACHING STAFF



Adam Jacobsen
Associate Head Coach
3rd year



John Montgomery
Assistant Coach
3rd year



Marlon Stewart
Assistant Coach
1st year



Todd Okeson
Director of Operations
2nd year



Stephon Lyons
Graduate Assistant
2nd year



0 LELAND GREEN

Guard
6-2 » 185 » Sophomore
Los Angeles, Calif. » Redondo Union HS

[@Opencourtleee](#)

- ▶ Second on team in field goal attempts (69) and steals (10).
- ▶ One of three players to start all 9 games this year.
- ▶ Team's third-leading scorer in Big West play last year, averaging 10.5 ppg.
- ▶ AAU teammate of Rainbow Warrior backcourt mate Drew Buggs.

Season Highs

18 vs. North Dakota (11/12) **Pts** 25 vs. Long Beach St (1/14/17)
 2, 2x, last vs. Adams State (11/27) **3FG** 3, 5x, last at LBSU (3/4/17)
 2, 2x, last vs. North Dakota (11/12) **FT** 7 vs. LBSU (1/14/17)
 6 vs. Troy (11/13) **Reb** 11 vs. Southern Miss (12/25/16)
 2, 2x, last vs. UH Hilo (12/09) **Ast** 4 at Cal Poly (2/18/17)
 5 vs. Arkansas-Pine Bluff (11/10) **To** 5 vs. Ark.-Pine Bluff (11/10/17)
 3 vs. Adams State (11/27) **Stl** 3, 2x, last vs. Adams St (11/27/17)
 1 vs. Adams State (11/27) **Blk** 2 at Long Beach State (3/4/17)
 37 vs. Adams St (11/27) **Min** 38 vs. Florida Atlantic (11/14/16)

Career Highs

2017-18 Game-By-Game Stats

Opponent	Min	FG	3FG	FT	Reb	PF	A	TO	Blk	Stl	Pts
Ark-Pine Bluff*	19	2-5	1-3	2-4	1	1	0	5	0	0	7
North Dakota*	33	7-12	2-5	2-2	2	3	0	3	0	2	18
Troy*	34	2-9	1-4	1-2	6	4	2	3	0	1	6
Nevada*	16	4-8	1-3	0-1	2	4	1	1	0	0	9
Adams State*	37	5-13	2-8	1-3	3	1	1	2	1	3	13
at Utah*	20	3-7	0-2	0-1	3	3	0	2	0	1	6
Prairie View A&M*	16	1-6	1-5	1-2	0	3	1	4	0	0	4
UH Hilo*	13	1-4	0-1	0-0	1	0	2	2	0	1	2
Utah Valley*	29	2-5	0-1	0-0	3	1	1	2	0	2	4

Miami
TBA
TBA
Howard
at Long Beach State
at CSUN
Cal Poly
UC Santa Barbara
UC Davis
Cal State Fullerton
at UC Santa Barbara
at Cal Poly
UC Riverside
CSUN
at UC Irvine
at UC Riverside
Long Beach State
UC Irvine
at UC Davis
at Cal State Fullerton

*game started

CAREER STATS

Season	gp-gs	min/avg	Total		3-Point		F-Throws		Rebounds				Scoring							
			fg-fga	pct	fg-fga	pct	ft-fga	pct	off	def	tot	avg	pf	fo	ast	to	blk	stl	pts	avg
2016-17	27-18	664/24.6	70-187	.374	30-83	.361	18-35	.514	22	72	94	3.5	77	5	31	31	3	16	188	7.0
2017-18	9-9	217/24.1	27-69	.391	8-32	.250	7-15	.467	6	15	21	2.3	20	0	8	24	1	10	69	7.7
TOTAL	36-27	881/24.5	97-256	.379	38-115	.330	25-50	.500	28	87	115	3.2	97	5	39	55	4	26	257	7.1



1 DREW BUGGS

Guard
6-2 » 190 » Redshirt Freshman
Long Beach, Calif. » Long Beach Poly HS

[@stonecoldrew](#)

- ▶ Has started 7 of 9 games at point guard.
- ▶ Leads team in steals (12).
- ▶ Redshirted 2016-17 season after recovering from injuries sustained during his senior year of high school.
- ▶ AAU teammate of Rainbow Warrior backcourt mate Leland Green.
- ▶ Father Andrew Buggs played football at Iowa State, lining up at DB.

Season/Career Highs

Pts 17 vs. Prairie View A&M (12/6)
3FG 1, 4x, last UH Hilo (12/09)
FT 3, 2x, last at Utah (12/2)
Reb 7 vs. Arkansas-Pine Bluff (11/10)
Ast 5, vs Utah Valley (12/17)
To 3, 4x, last vs. Prairie View A&M (12/6)
Stl 3 vs. Adams State (11/27)
Blk 1, 2x, last Prairie View A&M (12/6)
Min 35 vs. Arkansas-Pine Bluff (11/10)

2017-18 Game-By-Game Stats

Opponent	Min	FG	3FG	FT	Reb	PF	A	TO	Blk	Stl	Pts
Ark.-Pine Bluff*	35	0-5	0-3	1-2	7	5	3	3	0	1	1
North Dakota*	20	2-8	0-0	2-2	0	1	0	3	0	2	6
Troy*	15	1-1	0-0	3-5	2	2	3	0	0	2	5
Nevada*	25	1-6	1-3	0-2	6	1	2	3	0	1	3
Adams State	17	0-0	0-0	2-4	1	1	1	1	0	3	2
at Utah	32	5-10	1-1	3-4	2	2	3	2	1	1	14
Prairie View A&M*	33	5-10	1-3	1-2	0	2	2	3	1	0	17
UH Hilo*	21	6-8	1-2	0-0	5	1	2	0	0	1	13
Utah Valley*	28	2-8	0-0	0-2	3	3	5	4	0	1	4

Miami
TBA
TBA
Howard
at Long Beach State
at CSUN
Cal Poly
UC Santa Barbara
UC Davis
Cal State Fullerton
at UC Santa Barbara
at Cal Poly
UC Riverside
CSUN
at UC Irvine
at UC Riverside
Long Beach State
UC Irvine
at UC Davis
at Cal State Fullerton

*game started

SEASON STATS

Season	gp-gs	min/avg	Total		3-Point		F-Throws		Rebounds				Scoring							
			fg-fga	pct	fg-fga	pct	ft-fga	pct	off	def	tot	avg	pf	fo	ast	to	blk	stl	pts	avg
2017-18	9-7	225/25.0	22-56	.393	4-12	.333	17-29	.586	3	28	31	3.4	19	1	21	19	2	12	65	7.2



2 BROCKE STEPTEAU

Guard
5-9 » 170 » Junior
Dallas, Texas » Dallas Jesuit Prep School

@BStepteau3

- ▶ Team-high five double-digit scoring games.
- ▶ Hit go-ahead 3-pointer in UH's overtime win over Troy.
- ▶ Shooting 61.0% FG, 47% 3FG, and 79% FT.
- ▶ Led the the team in assists (3.0 per game) and FT% (.807) last season.
- ▶ Aspiring rapper with the stage name Step.

Season Highs

16 vs. Prairie View A&M (12/6) **Pts** _____ 17 vs. Seton Hall (12/06/16)
 3, 2x last vs. UH Hilo (12/9) **3FG** _____ 3, 3x, last vs. UH Hilo (12/9/17)
 7 vs. Prairie View A&M (12/6) **FT** _____ 8, 2x, last at UC Riverside (2/2/17)
 4 vs. North Dakota (11/12) **Reb** _____ 8 at Cal State Fullerton (1/5/17)
 7 vs. Utah Valley (12/17) **Ast** _____ 7, 4x, last vs Utah Valley (12/17/17)
 3, 2x, last vs. Utah Valley (12/17) **To** _____ 5, 2x, last at UC Davis (3/2/17)
 3 vs. Ark-Pine Bluff (11/27) **Stl** _____ 3 vs. Ark-Pine Bluff (11/10/17)
 None _____ **Blk** _____ None
 32 vs. Troy (11/13) **Min** _____ 40, 2x, last vs. CS Fullerton (2/25/17)

Career Highs

2017-18 Game-By-Game Stats

Opponent	Min	FG	3FG	FT	Reb	PF	A	TO	Blk	Stl	Pts
Arkansas-Pine Bluff	21	1-2	0-1	4-4	1	2	2	0	0	3	6
North Dakota	22	3-3	0-0	4-6	1	3	5	2	0	1	10
Troy	32	4-7	2-4	0-1	3	1	1	2	0	1	10
Nevada	22	5-5	0-0	0-0	1	1	2	1	0	0	10
Adams State*	23	3-6	1-1	5-6	1	2	3	1	0	0	12
at Utah*	15	1-3	0-2	0-0	1	3	0	0	0	0	2
Prairie View A&M	29	3-5	3-4	7-8	1	2	2	2	0	0	16
UH Hilo	25	3-4	3-4	0-0	2	1	3	2	0	0	9
Utah Valley	28	2-6	0-3	3-4	1	1	7	3	0	0	7

Miami
TBA
TBA
Howard
at Long Beach State
at CSUN
Cal Poly
UC Santa Barbara
UC Davis
Cal State Fullerton
at UC Santa Barbara
at Cal Poly
UC Riverside
CSUN
at UC Irvine
at UC Riverside
Long Beach State
UC Irvine
at UC Davis
at Cal State Fullerton

*game started

CAREER STATS

Season	gp-gs	min/avg	Total		3-Point		F-Throws		Rebounds				Scoring							
			fg-fga	pct	fg-fga	pct	ft-fa	pct	off	def	tot	avg	pf	fo	ast	to	blk	stl	pts	avg
2015-16	18-0	43/2.4	0-8	.000	0-6	.000	3-4	.750	0	2	2	0.1	5	0	3	2	0	1	3	0.2
2016-17	30-22	776/25.9	51-139	.367	19-66	.288	71-88	.807	9	44	53	1.8	57	0	90	52	0	6	192	6.4
2017-18	9-2	217/24.1	25-41	.610	9-19	.474	23-29	.793	2	10	12	1.3	16	0	25	13	0	5	82	9.1
TOTAL	57-24	1036/18.2	76-188	.404	28-91	.308	97-121	.802	11	56	67	1.2	78	0	118	67	0	12	277	4.9



4 BRANDON THOMAS

Guard
6-4 » 175 » Sophomore
Woodland Hills, Calif. » Riverside City College

- ▶ Averaging 12.9 minutes per game off the bench.
- ▶ Career-high 13 points in win over Adams State (Nov. 27).
- ▶ Led Riverside City College with 72 three-pointers last year.
- ▶ Younger brother of senior forward Mike Thomas...first time playing on same team since the 3rd- and 6th-grade, respectively.
- ▶ Has never eaten a sandwich or hamburger.

Season/Career Highs

Pts _____ 13 vs. Adams State (11/27)
3FG _____ 2 vs. Adams State (11/27)
FT _____ 1, 2x, last at Utah (Dec. 2)
Reb _____ 4 vs. Troy (11/13)
Ast _____ 2, 2x, last vs. Adams State (11/27)
To _____ 1, 2x, last vs. Nevada (11/24)
Stl _____ 1 vs. Adams State (11/27)
Blk _____ 1 vs. Adams State (11/27)
Min _____ 24 vs. Adams State (11/27)

2017-18 Game-By-Game Stats

Opponent	Min	FG	3FG	FT	Reb	PF	A	TO	Blk	Stl	Pts
Arkansas-Pine Bluff	16	2-4	1-3	0-1	0	1	0	0	0	0	5
North Dakota	7	0-1	0-1	0-0	1	0	0	0	0	0	0
Troy	7	1-3	0-1	0-0	4	0	1	1	0	0	2
Nevada	16	1-3	1-2	0-2	1	2	2	1	0	0	3
Adams State	24	5-6	2-3	1-2	2	1	2	0	1	1	13
at Utah	15	1-1	1-1	1-2	2	0	0	0	0	0	4
Prairie View A&M	16	0-3	0-3	0-0	2	1	0	0	0	0	0
UH Hilo											
Utah Valley	1	0-0	0-0	0-0	0	0	0	0	0	0	0

Miami
TBA
TBA
Howard
at Long Beach State
at CSUN
Cal Poly
UC Santa Barbara
UC Davis
Cal State Fullerton
at UC Santa Barbara
at Cal Poly
UC Riverside
CSUN
at UC Irvine
at UC Riverside
Long Beach State
UC Irvine
at UC Davis
at Cal State Fullerton

*game started

SEASON STATS

Season	gp-gs	min/avg	Total		3-Point		F-Throws		Rebounds				Scoring							
			fg-fga	pct	fg-fga	pct	ft-fa	pct	off	def	tot	avg	pf	fo	ast	to	blk	stl	pts	avg
2017-18	9-0	116/12.9	10-26	.385	5-19	.263	2-7	.286	3	10	13	1.4	7	0	5	2	1	1	27	3.0



12 JACK PURCHASE

Forward
6-9 » 210 » Junior
Melbourne, Australia » Auburn

@jackpurchase6

- ▶ Leads team in assists (29) and blocks (8).
- ▶ 11th in the NCAA in assist/turnover ratio (4.14).
- ▶ 2017 Rainbow Classic All-Tournament Team.
- ▶ Has started 34 of 39 games in UH career.
- ▶ Hit 72 three-pointers last year, the most-ever by a UH sophomore.
- ▶ Wears the same jersey number sported by his father Nigel, a former professional basketball player for the Melbourne Tigers.

Season Highs

18 vs. Arkansas-Pine Bluff (11/10) **Pts** 25 vs. Long Beach St (1/14/17)
 2, 2x last vs. UH Hilo (12/09) **3FG** 7 vs. Long Beach St (1/14/17)
 3 vs. Troy (11/13) **FT** 4, 4x, last vs. Utah (12/23/16)
 9 vs. North Dakota (11/12) **Reb** 9, 3x, last at No. Dakota (11/12/17)
 8 vs. Arkansas-Pine Bluff (11/10) **Ast** 8 vs. Ark.-Pine Bluff (11/10/17)
 3 vs. Nevada (11/24) **To** 4, 2x, last vs. Ark.-PB (11/27/16)
 1, 3x last vs. UH Hilo (12/09) **Stl** 3 vs. Cal Poly (2/9/17)
 2, 2x, last vs. Nevada (11/24) **Blk** 2, 4x, last vs. Nevada (11/24/17)
 38 vs. Troy (11/13) **Min** 42 vs. Long Beach St (1/14/17)

Career Highs

2017-18 Game-By-Game Stats

Opponent	Min	FG	3FG	FT	Reb	PF	A	TO	Blk	Stl	Pts
Ark.-Pine Bluff*	33	8-15	2-7	0-2	4	0	8	1	0	1	18
North Dakota*	29	1-5	1-3	2-5	9	4	4	1	0	0	5
Troy*	38	4-11	1-5	3-4	8	0	4	0	2	1	12
Nevada*	30	0-7	0-5	0-0	8	1	1	3	2	0	0
Adams State	15	0-4	0-4	0-0	5	4	6	1	1	0	0
at Utah	24	1-8	1-8	0-0	5	4	1	0	1	0	3
Prairie View A&M	17	1-4	1-4	1-2	3	2	1	0	1	0	4
UH Hilo	20	3-8	2-5	2-4	4	1	4	0	0	1	10
Utah Valley	19	2-5	1-4	1-1	1	4	0	1	1	0	6

Miami
TBA
TBA
Howard
at Long Beach State
at CSUN
Cal Poly
UC Santa Barbara
UC Davis
Cal State Fullerton
at UC Santa Barbara
at Cal Poly
UC Riverside
CSUN
at UC Irvine
at UC Riverside
Long Beach State
UC Irvine
at UC Davis
at Cal State Fullerton

*game started

CAREER STATS

Season	gp-gs	min/avg	Total		3-Point		F-Throws		Rebounds				Scoring							
			fg-fga	pct	fg-fga	pct	ft-fa	pct	off	def	tot	avg	pf	fo	ast	to	blk	stl	pts	avg
2016-17	30-30	900/30.0	91-223	.408	72-185	.389	34-38	.895	21	105	126	4.2	54	0	63	43	12	19	288	9.6
2017-18	9-4	225/25.0	20-67	.299	9-45	.200	9-18	.500	7	40	47	5.2	20	0	29	7	8	3	58	6.4
TOTAL	39-34	1125/28.8	111-290	.383	81-230	.352	43-56	.768	28	145	173	4.4	74	0	92	50	20	22	346	8.9



13 MIKE THOMAS

Forward
6-7 » 220 » Senior
Woodland Hills, Calif. » El Camino Real HS

@prodby_MT

- ▶ Team co-captain...third straight season serving as a captain.
- ▶ Two double-doubles this year.
- ▶ 2017 Rainbow Classic Most Outstanding Player.
- ▶ Redshirted 2016-17 season after undergoing wrist surgery.
- ▶ Lone starter remaining from UH's 2016 NCAA Tournament squad.
- ▶ Older brother of sophomore guard Brandon Thomas...first time they are playing on the same team since the 3rd and 6th-grade, respectively.

Season Highs

29 vs. North Dakota (11/12) **Pts** 29 vs. North Dakota (11/12/17)
 None **3FG** 1, 4x (last vs. LBSU, 1/30/16)
 13 vs. Arkansas-Pine Bluff (11/10) **FT** 13 vs. Arkansas-Pine Bluff (11/10)
 11, 2x, last vs. Prairie View A&M (12/6) **Reb** 13 vs. Cal Poly (1/6/16)
 2, 2x, last at Utah (12/2) **Ast** 4 vs. CSUN (1/10/15)
 3, 2x, last vs. Prairie View A&M (12/6) **To** 4 at Texas Tech (11/28/15)
 1 vs. Adams State (11/27) **Stl** 4 vs. BYU (12/6/14)
 1, vs. Prairie View A&M (12/6) **Blk** 5 vs. Southern (12/29/14)
 34, 2x, last vs. PVAMU (12/6) **Min** 34, 2x, last vs. PVAMU (12/6/17)

Career Highs

2017-18 Game-By-Game Stats

Opponent	Min	FG	3FG	FT	Reb	PF	A	TO	Blk	Stl	Pts
Ark.-Pine Bluff*	20	3-7	0-1	13-16	5	4	1	1	0	0	19
North Dakota*	34	12-16	0-3	5-8	11	3	2	3	0	0	29
Troy*	24	3-11	0-3	2-2	5	2	1	1	0	0	8
Nevada*	19	2-4	0-0	4-4	7	3	0	2	0	0	8
Adams State*	10	1-3	0-0	0-2	3	1	0	1	0	1	2
at Utah*	12	5-11	0-3	2-2	6	3	2	1	0	0	12
Prairie View A&M*	34	4-6	0-0	6-7	11	5	1	3	1	0	14
UH Hilo*	17	5-9	0-0	3-6	7	1	1	2	0	0	13
Utah Valley*	22	4-7	0-1	0-0	6	4	0	0	0	0	8

Miami
TBA
TBA
Howard
at Long Beach State
at CSUN
Cal Poly
UC Santa Barbara
UC Davis
Cal State Fullerton
at UC Santa Barbara
at Cal Poly
UC Riverside
CSUN
at UC Irvine
at UC Riverside
Long Beach State
UC Irvine
at UC Davis
at Cal State Fullerton

*game started

CAREER STATS

Season	gp-gs	min/avg	Total		3-Point		F-Throws		Rebounds				Scoring							
			fg-fga	pct	fg-fga	pct	ft-fa	pct	off	def	tot	avg	pf	fo	ast	to	blk	stl	pts	avg
2013-14	20-0	112/5.6	7-25	.280	0-8	.000	9-15	.600	11	12	23	1.2	28	2	6	8	4	2	23	1.2
2014-15	34-23	608/17.9	91-185	.492	3-11	.273	55-76	.724	56	62	118	3.5	104	5	15	30	34	23	240	7.1
2015-16	34-34	741/21.8	100-192	.521	6-32	.188	64-112	.571	63	126	189	5.6	97	4	28	46	12	11	270	7.9
2017-18	9-9	205/22.8	39-74	.527	0-11	.000	35-47	.745	23	38	61	6.8	26	1	8	14	1	1	113	12.6
TOTAL	97-66	1666/17.2	237-476	.498	9-62	.145	163-250	.652	153	238	391	4.0	255	12	57	98	51	37	646	6.7



14 ZIGMARS RAIMO

Forward

6-7 » 235 » Sophomore

Madona, Latvia » Riga Secondary No. 49

- ▶ Has appeared in 35 of 39 games at UH.
- ▶ Second Latvian player in program history (Davis Rozitis).
- ▶ One of four internationals on the team.
- ▶ Grandfather, Visvaldis Eglitis, was a former Latvian basketball great and won a European Championship as a member of the Soviet team.

Season Highs

8 vs. UH Hilo (12/09) **Pts** 11
 None **3FG** None
 4 vs. UH Hilo (12/09) **FT** 4 vs. UH Hilo (12/09/17)
 4 vs. UH Hilo (12/09) **Reb** 5, 2x, last at Cal Poly (2/18/17)
 1 vs. UH Hilo (12/09) **Ast** 2, 6x, last at LBSU (3/4/17)
 4 vs. Troy (11/13) **To** 2, 5x, last at Cal Poly (2/18/17)
 None **Stl** 3 vs. UH Hilo (11/22/16)
 None **Blk** 1, 6x, last at Cal Poly (2/18/17)

Career Highs

2017-18 Game-By-Game Stats

Opponent	Min	FG	3FG	FT	Reb	PF	A	TO	Blk	Stl	Pts
Arkansas-Pine Bluff	1	0-0	0-0	0-0	0	0	0	0	0	0	0
North Dakota	1	0-0	0-0	0-0	0	3	0	1	0	0	0
Troy	7	1-1	0-0	0-0	2	0	0	4	0	0	2
Nevada	5	1-2	0-0	1-2	0	0	0	0	0	0	3
Adams State											-DNP-
at Utah	1	0-0	0-0	0-0	0	0	0	0	0	0	0
Prairie View A&M											-DNP-
UH Hilo	14	2-5	0-0	4-4	4	0	1	0	0	0	8
Utah Valley	4	0-0	0-0	0-0	0	1	0	0	0	0	0

Miami											
TBA											
TBA											
Howard											
at Long Beach State											
at CSUN											
Cal Poly											
UC Santa Barbara											
UC Davis											
Cal State Fullerton											
at UC Santa Barbara											
at Cal Poly											
UC Riverside											
CSUN											
at UC Irvine											
at UC Riverside											
Long Beach State											
UC Irvine											
at UC Davis											
at Cal State Fullerton											

*game started

CAREER STATS

Season	gp-gs	min/avg	Total		3-Point		F-Throws		Rebounds				Scoring							
			fg-fga	pct	fg-fga	pct	ft-fta	pct	off	def	tot	avg	pf	fo	ast	to	blk	stl	pts	avg
2016-17	28-0	346/12.4	26-67	.388	0-7	.000	21-37	.568	27	28	55	2.0	45	0	15	22	6	12	73	2.6
2017-18	7-0	33/4.7	4-8	.500	0-0	.000	5-6	.833	5	1	6	0.9	4	0	1	5	0	0	13	1.9
TOTAL	35-0	379/10.8	30-75	.400	0-7	.000	26-43	.605	32	29	61	1.7	49	0	16	27	6	12	86	2.5



15 IDO FLAISHER

Center

6-10 » 235 » Sophomore

Herzliya, Israel » Hadash HS

[@IFlaisher](#)

- ▶ Has played in 7 of first 9 games.
- ▶ Tallest player on the squad; one of four internationals on the team.
- ▶ Played in all 30 games as a true freshman.
- ▶ Wears the same jersey number as his father, Ofer, a former member of the Israeli National Team.

Season Highs

6, 2x last vs. Utah Valley (12/17) **Pts** 13 vs. SIU Edwardsville (11/11/16)
 None **3FG** None
 3, 2x, last at Utah (12/2) **FT** 4 vs. Florida Atlantic (11/14/16)
 4, 2x, last vs. Adams State (11/27) **Reb** 9 vs. Florida Atlantic (11/14/16)
 1 vs. Adams State (11/27) **Ast** 1, 6x, last at LBSU (3/4/17)
 3 vs. Arkansas-Pine Bluff (11/10) **To** 3 vs. North Carolina (11/18/16)
 None **Stl** 2 vs. Delaware St (12/29/16)
 1 vs. Arkansas-Pine Bluff (11/10) **Blk** 2 vs. Florida Atlantic (11/14/16)
 13 vs. Utah Valley (12/17) **Min** 17, 2x, last vs. Cal Poly (2/9/17)

Career Highs

2017-18 Game-By-Game Stats

Opponent	Min	FG	3FG	FT	Reb	PF	A	TO	Blk	Stl	Pts
Arkansas-Pine Bluff	8	1-1	0-0	1-2	4	1	0	3	1	0	3
North Dakota	9	1-2	0-0	0-0	3	2	0	1	0	0	2
Troy											-DNP-
Nevada	8	0-2	0-0	0-0	1	1	0	0	0	0	0
Adams State	9	2-4	0-0	2-4	4	4	1	2	0	0	6
at Utah	10	0-1	0-0	3-4	2	1	0	1	0	0	3
Prairie View A&M											-DNP-
UH Hilo	6	0-0	0-0	1-2	0	1	0	0	0	0	1
Utah Valley	13	3-3	0-0	0-0	1	5	0	1	0	0	6

Miami											
TBA											
TBA											
Howard											
at Long Beach State											
at CSUN											
Cal Poly											
UC Santa Barbara											
UC Davis											
Cal State Fullerton											
at UC Santa Barbara											
at Cal Poly											
UC Riverside											
CSUN											
at UC Irvine											
at UC Riverside											
Long Beach State											
UC Irvine											
at UC Davis											
at Cal State Fullerton											

*game started

CAREER STATS

Season	gp-gs	min/avg	Total		3-Point		F-Throws		Rebounds				Scoring							
			fg-fga	pct	fg-fga	pct	ft-fta	pct	off	def	tot	avg	pf	fo	ast	to	blk	stl	pts	avg
2016-17	30-0	318/10.6	39-71	.549	0-0	.000	22-36	.611	35	51	86	2.9	66	1	6	27	8	3	100	3.3
2017-18	7-0	63/9.0	7-13	.538	0-0	.000	7-12	.583	1	14	15	2.1	15	1	1	8	1	0	21	3.0
TOTAL	37-0	381/10.3	46-84	.548	0-0	.000	29-48	.604	36	65	101	2.7	81	2	7	35	9	3	121	3.3



21 GIBSON JOHNSON

Forward
6-8 » 220 » Senior
Centerville, Utah » Salt Lake College

@gibsonj21

- ▶ Team co-captain; second straight year as a captain
- ▶ 2017 Rainbow Classic All-Tournament team
- ▶ Has started all 39 career games at UH
- ▶ 2nd-oldest player in Div. I basketball at 25 years, 273 days on opening day.
- ▶ Younger brother is McKay is a sophomore guard on Utah Valley basketball team and younger sisters Ella and Grace are on the Ole Miss soccer team.

Season Highs

19, 2x, last vs. Adams State (11/27) **Pts** 19, 4x, last vs. Adams St (11/27/17)
 None **3FG** 2 vs. Seton Hall (12/06/16)
 11, 2x last vs. Utah Valley (12/17) **FT** 11, 2x last vs. Utah Valley (12/17)
 9 vs. Arkansas-Pine Bluff (11/10) **Reb** 11 vs. SIUE (11/11/16)
 5 vs. Arkansas-Pine Bluff (11/10) **Ast** 5 vs. Ark-Pine Bluff (11/10/17)
 3, 2x, last vs. Prairie View A&M (12/6) **To** 5 vs. Cal St Fullerton (2/25/17)
 1, 6x, last Utah Valley (12/17) **Stl** 2, 5x, last at LBSU (3/4/17)
 2 vs. Troy (11/13) **Blk** 4 vs. Cal St Fullerton (2/25/17)
 33 vs. Troy (11/13) **Min** 34 vs. Cal St Fullerton (2/25/17)

Career Highs

2017-18 Game-By-Game Stats

Opponent	Min	FG	3FG	FT	Reb	PF	A	TO	Blk	Stl	Pts
Ark.-Pine Bluff*	31	6-8	0-0	7-11	9	1	5	0	1	1	19
North Dakota*	19	1-6	0-0	4-6	4	3	1	0	0	0	6
Troy*	33	5-9	0-0	2-6	8	3	2	2	2	1	12
Nevada*	20	4-7	0-0	0-1	4	4	0	3	1	1	8
Adams State*	31	4-11	0-0	11-13	4	4	2	0	0	1	19
at Utah*	23	2-10	0-0	1-2	5	2	2	2	0	1	5
Prairie View A&M*	29	1-3	0-1	6-7	7	0	0	3	1	0	8
UH Hilo*	21	1-2	0-0	2-2	6	2	3	0	0	0	4
Utah Valley*	22	2-6	0-1	11-14	6	5	0	1	0	1	15

Miami
TBA
TBA
Howard
at Long Beach State
at CSUN
Cal Poly
UC Santa Barbara
UC Davis
Cal State Fullerton
at UC Santa Barbara
at Cal Poly
UC Riverside
CSUN
at UC Irvine
at UC Riverside
Long Beach State
UC Irvine
at UC Davis
at Cal State Fullerton

*game started

CAREER STATS

Season	gp-gs	min/avg	Total		3-Point		F-Throws		Rebounds				Scoring							
			fg-fga	pct	fg-fga	pct	ft-fta	pct	off	def	tot	avg	pf	fo	ast	to	blk	stl	pts	avg
2016-17	30-30	743/24.8	129-251	.514	5-29	.172	79-119	.664	67	77	144	4.8	88	0	44	53	18	17	342	11.4
2017-18	9-9	229/25.4	26-62	.419	0-2	.000	44-62	.710	18	35	53	5.9	24	1	15	11	5	7	96	10.7
TOTAL	39-39	972/24.9	155-313	.495	5-31	.161	123-181	.680	85	112	197	5.1	112	1	59	64	23	24	438	11.2



23 SHERIFF DRAMMEH

Guard
6-3 » 160 » Junior
Stockholm, Sweden » Igelstavikens Gymnasium

@DrammehSheriff

- ▶ Second-most experienced player on the roster (69 career games)
- ▶ Big West Player of the Week (Dec. 18) after career-hi 20 pts vs. Utah Valley
- ▶ One of four internationals on the team
- ▶ Led the team in minutes per game last season (30.3)
- ▶ Older sister Binta plays professional basketball in Italy.

Season Highs

20 vs. Utah Valley (12/17) **Pts** 20 vs. Utah Valley (12/17)
 4 vs. Utah Valley (12/17) **3FG** 4, 2x last vs Utah Valley (12/17)
 6 vs. Nevada (11/24) **FT** 9 vs. Texas State (11/14/16)
 5 vs. Troy (11/13) **Reb** 8 vs. Texas State (11/14/16)
 5 vs. Troy (11/13) **Ast** 6, 2x, last at LBSU (3/4/17)
 3, 2x last vs. Utah Valley (12/17) **To** 6 vs. Seton Hall (12/06/16)
 3 vs. UH Hilo (12/09) **Stl** 5 vs. UC Irvine (2/11/17)
 None **Blk** 1, 2x, last at LBSU (3/4/17)
 35 vs. Troy (11/13) **Min** 39, 2x, last vs. Texas St (11/14/16)

Career Highs

2017-18 Game-By-Game Stats

Opponent	Min	FG	3FG	FT	Reb	PF	A	TO	Blk	Stl	Pts
Arkansas-Pine Bluff											-DNP-
North Dakota	26	2-4	1-2	0-0	2	4	2	1	0	1	5
Troy	35	4-9	2-5	5-5	5	4	5	1	0	0	15
Nevada	34	1-6	0-3	6-8	2	3	1	3	0	2	8
Adams State*	17	2-3	1-1	2-2	1	2	0	2	0	1	7
at Utah*	23	2-6	1-2	0-0	1	2	0	1	0	2	5
Prairie View A&M*	15	0-2	0-2	4-4	4	5	3	1	0	0	4
UH Hilo*	28	5-8	2-3	0-0	4	2	3	0	0	3	12
Utah Valley*	33	6-13	4-8	4-8	4	0	2	3	0	1	20

Miami
TBA
TBA
Howard
at Long Beach State
at CSUN
Cal Poly
UC Santa Barbara
UC Davis
Cal State Fullerton
at UC Santa Barbara
at Cal Poly
UC Riverside
CSUN
at UC Irvine
at UC Riverside
Long Beach State
UC Irvine
at UC Davis
at Cal State Fullerton

*game started

CAREER STATS

Season	gp-gs	min/avg	Total		3-Point		F-Throws		Rebounds				Scoring							
			fg-fga	pct	fg-fga	pct	ft-fta	pct	off	def	tot	avg	pf	fo	ast	to	blk	stl	pts	avg
2015-16	32-2	428/13.4	17-48	.354	9-29	.310	10-19	.526	4	29	33	1.0	49	0	15	10	0	9	53	1.7
2016-17	29-25	879/30.3	84-236	.356	35-107	.327	64-84	.762	12	65	77	2.7	78	2	81	59	2	22	267	9.2
2017-18	8-5	211/26.4	22-51	.431	11-26	.423	21-27	.778	4	19	23	2.9	22	1	16	12	0	10	76	9.5
TOTAL	69-32	1518/22.0	123-335	.367	55-162	.340	95-130	.731	20	113	133	1.9	149	3	112	81	2	41	396	5.7



24 ZACH BUSCHER

Guard
6-3 » 180 » Junior
Kailua, O'ahu » 'Iolani School

@zbusch808

- ▶ Has appeared briefly in three games, scoring against UH Hilo.
- ▶ Has appeared in 31 games the last three seasons.
- ▶ One of two players (Samuta Avea) from Hawai'i on the squad.
- ▶ As a youth, served as a ball boy at UH basketball games.

Season Highs

2 vs. UH Hilo (12/09) _____ **Pts** _ 4 vs. Miss. Valley St. (12/29/15)
 None _____ **3FG** _____ None
 None _____ **FT** _ 1 vs. Cal St Fullerton (2/13/16)
 2 vs. Arkansas-Pine Bluff (11/10) _____ **Reb** _____ 3 vs. UCSB (1/28/17)
 None _____ **Ast** _ 2 vs. Miss. Valley St (12/29/15)
 3 vs. UH Hilo (12/09) _____ **To** _____ 3 vs. UH Hilo (12/09/17)
 None _____ **Stl** 1, 2x, last vs. Illinois St (12/23/16)
 None _____ **Blk** _____ None
 5 vs. UH Hilo (12/09) _____ **Min** _ 13, 2x (last vs. UH Hilo, 11/22/16)

Career Highs

2017-18 Game-By-Game Stats

Opponent	Min	FG	3FG	FT	Reb	PF	A	TO	Blk	Stl	Pts
Arkansas-Pine Bluff	4	0-0	0-0	0-0	2	0	0	0	0	0	0
North Dakota					-DNP-						
Troy					-DNP-						
Nevada					-DNP-						
Adams State					-DNP-						
at Utah	1	0-0	0-0	0-0	0	0	0	0	0	0	0
Prairie View A&M					-DNP-						
UH Hilo	5	1-3	0-2	0-0	0	0	0	3	0	0	2
Utah Valley					-DNP-						
Miami											
TBA											
TBA											
Howard											
at Long Beach State											
at CSUN											
Cal Poly											
UC Santa Barbara											
UC Davis											
Cal State Fullerton											
at UC Santa Barbara											
at Cal Poly											
UC Riverside											
CSUN											
at UC Irvine											
at UC Riverside											
Long Beach State											
UC Irvine											
at UC Davis											
at Cal State Fullerton											

*game started

CAREER STATS

Season	gp-gs	min/avg	Total		3-Point		F-Throws		Rebounds				Scoring							
			fg-fga	pct	fg-fga	pct	ft-fga	pct	off	def	tot	avg	pf	fo	ast	to	blk	stl	pts	avg
2015-16	13-0	39/3.0	5-9	.556	0-3	.000	0-2	.000	0	6	6	0.5	5	0	4	2	0	1	10	0.8
2016-17	15-0	47/3.1	3-9	.333	0-4	.000	0-1	.000	1	4	5	0.3	8	1	1	3	0	1	6	0.4
2017-18	3-0	10/3.3	1-3	.333	0-2	.000	0-0	.000	1	1	2	0.7	0	0	0	3	0	0	2	0.7
TOTAL	31-0	96/3.1	9-21	.429	0-9	.000	0-3	.000	2	11	13	0.4	13	1	5	8	0	2	18	0.6



32 SAMUTA AVEA

Guard/Forward
6-6 » 190 » Freshman
Hau'ula, O'ahu » Kahuku HS

@32muta

- ▶ Has scored in six of seven games played.
- ▶ Season best 13 points and 5 rebounds in win over Adams State (Nov. 27).
- ▶ UH's first Hawai'i high school signee since Bobby Nash in 2003.
- ▶ Helped lead Kahuku to first-ever state title in 2016.
- ▶ First name is a mashup of his parents geographic roots (Samoa + Utah).

Season/Career Highs

Pts _____ 13 vs. Adams State (11/27)
3FG _____ 2 vs. UH Hilo (12/09)
FT _____ None
Reb _____ 5, 2x last vs. UH Hilo (12/09)
Ast _____ 1, 4x, last vs. UH Hilo (12/09)
To _____ 2 vs. Arkansas-Pine Bluff (11/10)
Stl _____ 1, 2x last vs. UH Hilo (12/09)
Blk _____ None
Min _____ 17 vs. Adams State (11/27)

2017-18 Game-By-Game Stats

Opponent	Min	FG	3FG	FT	Reb	PF	A	TO	Blk	Stl	Pts
Arkansas-Pine Bluff	12	2-4	0-2	0-0	3	2	1	2	0	1	4
North Dakota					-DNP-						
Troy					-DNP-						
Nevada	5	1-2	0-0	0-1	1	1	0	0	0	0	2
Adams State	17	6-8	1-1	0-1	5	1	0	1	0	0	13
at Utah	11	3-6	0-3	0-0	2	1	1	0	0	0	6
Prairie View A&M	11	2-5	1-2	0-0	3	0	1	1	0	0	5
UH Hilo	16	3-6	2-3	0-0	5	1	1	0	0	1	8
Utah Valley	2	0-0	0-0	0-0	0	1	0	0	0	0	0
Miami											
TBA											
TBA											
Howard											
at Long Beach State											
at CSUN											
Cal Poly											
UC Santa Barbara											
UC Davis											
Cal State Fullerton											
at UC Santa Barbara											
at Cal Poly											
UC Riverside											
CSUN											
at UC Irvine											
at UC Riverside											
Long Beach State											
UC Irvine											
at UC Davis											
at Cal State Fullerton											

*game started

SEASON STATS

Season	gp-gs	min/avg	Total		3-Point		F-Throws		Rebounds				Scoring							
			fg-fga	pct	fg-fga	pct	ft-fga	pct	off	def	tot	avg	pf	fo	ast	to	blk	stl	pts	avg
2017-18	7-0	74/10.6	17-31	.548	4-11	.364	0-2	.000	5	14	19	2.7	7	0	4	4	0	2	38	5.4



35 TREVOR LACOUNT

Forward
6-7 » 180 » Junior
Ventura, Calif. » Ventura College

- ▶ Helped Ventura College to back-to-back conference titles.
- ▶ Also an all-league player at Ventrua HS.

Season/Career Highs

Pts _____
3FG _____
FT _____
Reb _____
Ast _____
To _____
Stl _____
Blk _____
Min _____

2017-18 Game-By-Game Stats

Opponent	Min	FG	3FG	FT	Reb	PF	A	TO	Blk	Stl	Pts
Arkansas-Pine Bluff					-DNP-						
North Dakota					-DNP-						
Troy					-DNP-						
Nevada					-DNP-						
Adams State					-DNP-						
at Utah					-DNP-						
Prairie View A&M					-DNP-						
UH Hilo					-DNP-						
Utah Valley					-DNP-						
Miami											
TBA											
TBA											
Howard											
at Long Beach State											
at CSUN											
Cal Poly											
UC Santa Barbara											
UC Davis											
Cal State Fullerton											
at UC Santa Barbara											
at Cal Poly											
UC Riverside											
CSUN											
at UC Irvine											
at UC Riverside											
Long Beach State											
UC Irvine											
at UC Davis											
at Cal State Fullerton											
*game started											

SEASON STATS



42 JUSTIN HEMSLEY

Guard/Forward
6-5 » 185 » Freshman
Rancho Cucamonga, Calif. » Damien HS

@JustinHemsley_

- ▶ Will redshirt the 2017-18 season.
- ▶ Set a new school single-season record for rebounds (370) at Damien HS.
- ▶ Older brother Jeremy is a starting guard at San Diego State.
- ▶ Has seen all 200+ episodes of SpongeBob SquarePants.

2017-18 OVERALL STATS

RECORD:	OVERALL	HOME	AWAY	NEUTRAL
ALL GAMES	7-2	7-1	0-1	0-0
CONFERENCE	0-0	0-0	0-0	0-0
NON-CONFERENCE	7-2	7-1	0-1	0-0

#	Player	gp-gs	min	avg	Total		3-Point		F-Throw		Rebounds			pf	dq	a	to	blk	stl	pts	avg	
					fg-fga	fg%	3fg-fga	3fg%	ft-fa	ft%	off	def	tot									avg
13	Thomas, Mike	9-9	205	22.8	39-74	.527	0-11	.000	35-47	.745	23	38	61	6.8	26	1	8	14	1	1	113	12.6
21	Johnson, Gibson	9-9	229	25.4	26-62	.419	0-2	.000	44-62	.710	18	35	53	5.9	24	1	15	11	5	7	96	10.7
23	Drammeh, Sheriff	8-5	211	26.4	22-51	.431	11-26	.423	21-27	.778	4	19	23	2.9	22	1	16	12	0	10	76	9.5
02	Stepteau, Brocke	9-2	217	24.1	25-41	.610	9-19	.474	23-29	.793	2	10	12	1.3	16	0	25	13	0	5	82	9.1
00	Green, Leland	9-9	217	24.1	27-69	.391	8-32	.250	7-15	.467	6	15	21	2.3	20	0	8	24	1	10	69	7.7
01	Buggs, Drew	9-7	225	25.0	22-56	.393	4-12	.333	17-29	.586	3	28	31	3.4	19	1	21	19	2	12	65	7.2
12	Purchase, Jack	9-4	225	25.0	20-67	.299	9-45	.200	9-18	.500	7	40	47	5.2	20	0	29	7	8	3	58	6.4
32	Avea, Samuta	7-0	74	10.6	17-31	.548	4-11	.364	0-2	.000	5	14	19	2.7	7	0	4	4	0	2	38	5.4
04	Thomas, Brandon	9-0	116	12.9	10-26	.385	5-19	.263	2-7	.286	3	10	13	1.4	7	0	5	2	1	1	27	3.0
15	Flaisher, Ido	7-0	63	9.0	7-13	.538	0-0	.000	7-12	.583	1	14	15	2.1	15	1	1	8	1	0	21	3.0
14	Raimo, Zigmars	7-0	33	4.7	4-8	.500	0-0	.000	5-6	.833	5	1	6	0.9	4	0	1	5	0	0	13	1.9
24	Buscher, Zach	3-0	10	3.3	1-3	.333	0-2	.000	0-0	.000	1	1	2	0.7	0	0	0	3	0	0	2	0.7
Team											12	15	27		1		7					
Total.....		9	1825		220-501	.439	50-179	.279	170-254	.669	90	240	330	36.7	181	5	133	129	19	51	660	73.3
Opponents.....		9	1825		210-507	.414	65-198	.328	147-218	.674	79	222	301	33.4	222	-	89	130	32	60	632	70.2

TEAM STATISTICS	UH	OPP	Date	Opponent	Score	Att.
SCORING	660	632	!	11/10/17	ARKANSAS-PINE BLUFF	w 82-70 5764
Points per game	73.3	70.2	!	11/12/17	NORTH DAKOTA	w 81-78 5180
Scoring margin	+3.1	-	!	11/13/17	TROY	Wot 72-67 5078
FIELD GOALS-ATT	220-501	210-507		11/24/17	NEVADA	L 54-67 6309
Field goal pct	.439	.414		11/27/17	ADAMS STATE	w 87-77 4515
3 POINT FG-ATT	50-179	65-198		12/02/17	at Utah	L 60-80 13896
3-point FG pct	.279	.328		12/06/17	PRAIRIE VIEW A&M	w 72-60 4963
3-pt FG made per game	5.6	7.2		12/09/17	UH HILO	w 82-64 5003
FREE THROWS-ATT	170-254	147-218		12/17/17	UTAH VALLEY	w 70-69 5187
Free throw pct	.669	.674				
F-Throws made per game	18.9	16.3				
REBOUNDS	330	301				
Rebounds per game	36.7	33.4				
Rebounding margin	+3.2	-				
ASSISTS	133	89				
Assists per game	14.8	9.9				
TURNOVERS	129	130				
Turnovers per game	14.3	14.4				
Turnover margin	+0.1	-				
Assist/turnover ratio	1.0	0.7				
STEALS	51	60				
Steals per game	5.7	6.7				
BLOCKS	19	32				
Blocks per game	2.1	3.6				
ATTENDANCE	41999	13896				
Home games-Avg/Game	8-5250	1-13896				
Neutral site-Avg/Game	-	0-0				

! = Outrigger Resorts Rainbow Classic
* = Conference game

Score by Periods	1st	2nd	OT	Totals
Hawai'i	332	318	10	660
Opponents	279	348	5	632

GAME-BY-GAME STATISTICS

Opponent	W/L	Score	1H	2H	OT	FG-FGA	Pct	3FG-3A	Pct	FT-FTA	Pct	OR	DR	Tot	PF	A	TO	Blk	Stl
at Hawai'i	W	82	46	36	-	25-51	.490	4-20	.200	28-42	.667	9	27	36	17	20	15	2	7
Arkansas-Pine Bluff		70	36	34	-	21-57	.368	10-26	.385	18-24	.750	10	20	30	33	10	15	3	10
at Hawai'i	W	81	46	35	-	29-57	.509	4-14	.286	19-29	.655	9	27	36	26	14	15	0	6
North Dakota		78	31	47	-	28-57	.491	4-13	.308	18-29	.621	6	21	27	27	6	13	3	6
at Hawai'i	W	72	36	26	10	25-61	.410	6-22	.273	16-25	.640	13	33	46	16	19	15	4	6
Troy		67	28	34	5	22-63	.349	10-34	.294	13-18	.722	9	26	35	26	9	15	5	7
at Hawai'i	L	54	24	30	-	20-52	.385	3-16	.188	11-21	.524	8	28	36	21	9	17	3	4
Nevada		67	34	33	-	22-50	.440	5-17	.294	18-29	.621	6	29	35	23	8	11	5	7
at Hawai'i	W	87	40	47	-	28-58	.483	7-18	.389	24-37	.649	10	22	32	21	16	12	3	10
Adams State		77	32	45	-	30-57	.526	7-23	.304	10-19	.526	8	28	36	26	12	22	1	4
Hawai'i	L	60	30	30	-	23-63	.365	4-22	.182	10-15	.667	9	23	32	21	9	10	2	5
at Utah		80	37	43	-	25-56	.446	8-23	.348	22-27	.815	11	35	46	18	17	13	4	6
at Hawai'i	W	72	36	36	-	17-44	.386	7-24	.292	31-38	.816	10	31	41	20	11	19	4	0
Prairie View A&M		60	29	31	-	21-60	.350	8-21	.381	10-23	.435	10	19	29	28	5	9	4	12
at Hawai'i	W	82	38	44	-	30-62	.484	10-25	.400	12-18	.667	13	28	41	12	20	10	0	8
UH Hilo		64	19	45	-	22-54	.407	9-23	.391	11-17	.647	7	22	29	14	13	15	4	2
at Hawai'i		70	36	34	-	23-53	.434	5-18	.278	19-29	.655	9	21	30	27	15	16	1	5
Utah Valley		69	33	36	-	19-63	.358	4-18	.222	27-32	.844	12	22	34	27	9	17	3	6

POINTS-REBOUNDS-ASSISTS

Opponent	Date	Score		00	01	02	04	12	13	14
				GREEN,LELA	BUGGS,DREW	STEPTEAU,B	THOMAS,BRA	PURCHASE,J	THOMAS,MIK	RAIMO,ZIGM
ARKANSAS-PINE BLUFF	11/10/17	82-70	w	7-1-0	1-7-3	6-1-2	5-0-0	18-4-8	19-5-1	0-0-0
NORTH DAKOTA	11/12/17	81-78	w	18-2-0	6-0-0	10-1-5	0-1-0	5-9-4	29-11-2	0-0-0
TROY	11/13/17	72-67	w	6-6-2	5-2-3	10-3-1	2-4-1	12-8-4	8-5-1	2-2-0
NEVADA	11/24/17	54-67	L	9-2-1	3-6-2	10-1-2	3-1-2	0-8-1	8-7-0	3-0-0
ADAMS STATE	11/27/17	87-77	w	13-3-1	2-1-1	12-1-3	13-2-2	0-5-6	2-3-0	DNP
at Utah	12/02/17	60-80	L	6-3-0	14-2-3	2-1-0	4-2-0	3-5-1	12-6-2	0-0-0
PRAIRIE VIEW A&M	12/06/17	72-60	w	4-0-1	17-5-2	16-1-2	0-2-0	4-3-1	14-11-1	DNP
UH HILO	12/09/17	82-64	w	2-1-2	13-5-2	9-2-3	0-1-0	10-4-4	13-7-1	8-4-1
UTAH VALLEY	12/17/17	70-69	w	4-3-1	4-3-5	7-1-7	0-0-0	6-1-0	8-6-0	0-0-0

Opponent	Date	Score		15	21	23	24	32
				FLAISHER,I	JOHNSON,GI	DRAMMEH,SH	BUSCHER,ZA	AVEA,SAMUT
ARKANSAS-PINE BLUFF	11/10/17	82-70	w	3-4-0	19-9-5	DNP	0-2-0	4-3-1
NORTH DAKOTA	11/12/17	81-78	w	2-3-0	6-4-1	5-2-2	DNP	DNP
TROY	11/13/17	72-67	w	DNP	12-8-2	15-5-5	DNP	DNP
NEVADA	11/24/17	54-67	L	0-1-0	8-4-0	8-2-1	DNP	2-1-0
ADAMS STATE	11/27/17	87-77	w	6-4-1	19-4-2	7-1-0	DNP	13-5-0
at Utah	12/02/17	60-80	L	3-2-0	5-5-2	5-1-0	0-0-0	6-2-1
PRAIRIE VIEW A&M	12/06/17	72-60	w	DNP	8-7-0	4-4-3	DNP	5-3-1
UH HILO	12/09/17	82-64	w	1-0-0	4-6-3	12-4-3	2-0-0	8-5-1
UTAH VALLEY	12/17/17	70-69	w	6-1-0	15-6-0	20-4-2	DNP	0-0-0

GAME 1 Nov. 10, 2017 • Stan Sheriff Center • Honolulu

	ARKANSAS-PINE BLUFF	70
	HAWAI'I	82

Arkansas-Pine Bluff 70 • 0-1

#	Player	Total			3-Ptr			Rebounds			PF	TP	A	TO	Blk	Stl	Min
		FG	FGA	FT	FTA	FG	FGA	FT	FTA	Off							
01	CHARLES, JACKSON	2	7	1	4	1	3	0	2	2	5	6	0	1	0	1	20
15	TRENT, STEEN	2	6	0	0	3	3	0	3	3	7	0	3	0	1	22	
23	MARTAVEOUS, MCKNIG	7	14	3	8	9	0	4	4	3	25	0	4	0	1	31	
35	TRAVON, HARPER	0	2	0	1	0	0	1	1	2	5	0	0	0	0	8	
02	DAVID, TILLMAN	0	0	0	0	0	0	0	0	0	4	0	0	0	0	9	
00	DWAIN, WHITFIELD	1	2	1	2	1	2	2	2	4	0	0	0	0	0	14	
03	KENNEDY, MCKINNEY	1	3	0	1	0	0	0	0	1	2	3	2	2	0	8	
10	QUAUMARI, HARDY	1	6	0	2	2	1	3	1	4	2	0	0	0	1	22	
13	JOE'RANDLE, TOLLIVER	5	9	5	9	2	3	1	1	2	3	17	1	2	0	37	
20	ARTAVIOUS, MCDYESS	2	2	0	1	2	1	3	4	5	5	0	1	3	1	20	
25	CHRISTIAN, ROBERTS	0	1	0	0	0	1	1	0	1	0	0	1	1	0	12	
30	CAMERON, POSEY	0	5	0	1	0	1	2	1	0	3	0	0	0	0	17	
	Team																
	Totals	21	57	10	26	18	20	30	33	70	10	15	3	10	20	200	

FG % 1st Half: 11-28 39.3% 2nd half: 10-29 34.5% Game: 21-57 36.8% Deadball Rebounds 4
 3FG % 1st Half: 4-13 30.8% 2nd half: 6-13 46.2% Game: 10-26 38.5%
 FT % 1st Half: 10-13 76.9% 2nd half: 8-11 72.7% Game: 18-24 75.0%

Hawai'i 82 • 1-0

#	Player	Total			3-Ptr			Rebounds			PF	TP	A	TO	Blk	Stl	Min
		FG	FGA	FT	FTA	FG	FGA	FT	FTA	Off							
00	Green, Leland	2	5	1	3	2	4	0	1	1	7	0	5	0	0	19	
01	Buggs, Drew	0	5	0	3	1	2	1	6	7	5	1	3	3	0	2	35
12	Purchase, Jack	8	15	2	7	0	2	0	4	4	0	18	8	1	0	1	33
13	Thomas, Mike	3	7	0	1	13	16	3	2	5	4	19	1	1	0	0	29
21	Johnson, Gibson	6	8	0	0	7	11	3	6	9	1	19	5	0	1	1	31
02	Stepteau, Brocke	1	2	0	1	4	4	0	1	1	2	6	2	0	0	3	20
04	Thomas, Brandon	2	4	1	3	0	1	0	0	0	1	5	0	0	0	0	16
14	Raimo, Zigmars	0	0	0	0	0	0	0	0	0	0	0	0	0	0	1	1
15	Flaisher, Ido	1	1	0	0	1	2	1	3	4	1	3	0	3	1	0	8
24	Buscher, Zach	0	0	0	0	0	1	1	2	0	0	0	0	0	0	4	4
32	Avea, Samuta	2	4	0	2	0	0	3	3	2	4	1	2	0	1	1	12
	Team																
	Totals	25	51	4	20	28	42	9	27	36	17	82	20	15	2	7	200

FG % 1st Half: 14-30 46.7% 2nd half: 11-21 52.4% Game: 25-51 49.0% Deadball Rebounds 11,1
 3FG % 1st Half: 2-14 14.3% 2nd half: 2-6 33.3% Game: 4-20 20.0%
 FT % 1st Half: 16-23 69.6% 2nd half: 12-19 63.2% Game: 28-42 66.7%

Officials: Andy Cohn, Martin Cichocki, Levon Zakarian
 Technical fouls: Arkansas-Pine Bluff-None. Hawai'i-None.
 Attendance: 5764
 Outrigger Resorts Rainbow Classic Game 2

Score by periods	1st	2nd	Total
Arkansas-Pine Bluff	36	34	70
Hawai'i	46	36	82

Last FG - UAPBMBB 2nd-02:23, UH 2nd-01:04.
 Largest lead - UAPBMBB by 1 1st-19:04, UH by 16 2nd-18:14.
 UAPBMBB led for 00:30. UH led for 39:08. Game was tied for 00:21.

In	Off	2nd	Fast	Bench	
Points	Paint	T/O	Chance	Break	
UAPBMBB	10	17	10	4	22
UH	32	17	9	6	18

Score tied - 0 times.
 Lead changed - 2 times.

GAME 2 Nov. 12, 2017 • Stan Sheriff Center • Honolulu

	NORTH DAKOTA	78
	HAWAI'I	81

North Dakota 78 • 1-1

#	Player	Total			3-Ptr			Rebounds			PF	TP	A	TO	Blk	Stl	Min
		FG	FGA	FT	FTA	FG	FGA	FT	FTA	Off							
00	CRANDALL, Geno	5	10	4	5	7	9	1	2	3	4	21	2	6	0	1	39
01	STEWART, Marlon	6	11	0	1	6	9	1	2	3	5	18	1	3	0	3	33
13	JONES, Dale	2	6	0	2	0	0	2	5	7	5	4	1	2	0	1	22
15	SEALES, Cortez	5	10	0	0	1	0	2	2	2	1	10	0	1	2	1	33
32	AVANTS, Conner	6	10	0	2	3	1	6	7	3	14	1	0	1	0	1	30
10	MCCAULEY, Jaqwon	2	2	0	0	1	2	0	1	1	3	5	0	1	0	0	7
11	KINSEY, Jafar	1	4	0	3	1	4	0	0	0	3	3	1	0	0	0	20
23	WALTER, Kienan	0	0	0	0	0	0	0	1	1	0	0	0	0	0	0	8
30	BUCHANAN, Tray	1	4	0	2	1	1	0	0	0	3	0	0	0	0	0	8
	Team																
	Totals	28	57	4	13	18	29	6	21	27	78	6	13	3	6	200	

FG % 1st Half: 13-28 46.4% 2nd half: 15-29 51.7% Game: 28-57 49.1% Deadball Rebounds 5,2
 3FG % 1st Half: 3-6 50.0% 2nd half: 1-7 14.3% Game: 4-13 30.8%
 FT % 1st Half: 2-8 25.0% 2nd half: 16-21 76.2% Game: 18-29 62.1%

Hawai'i 81 • 2-0

#	Player	Total			3-Ptr			Rebounds			PF	TP	A	TO	Blk	Stl	Min
		FG	FGA	FT	FTA	FG	FGA	FT	FTA	Off							
00	Green, Leland	7	12	2	5	2	2	0	2	2	3	18	0	3	0	2	33
01	Buggs, Drew	2	8	0	0	2	2	0	0	0	1	6	0	3	0	2	20
12	Purchase, Jack	1	5	1	3	2	5	2	7	9	4	5	4	1	0	0	29
13	Thomas, Mike	12	16	0	3	5	8	4	7	11	3	29	2	3	0	0	34
21	Johnson, Gibson	1	6	0	0	4	6	2	2	4	3	6	1	0	0	0	19
02	Stepteau, Brocke	3	3	0	0	4	6	0	1	1	3	10	5	2	0	1	22
04	Thomas, Brandon	0	1	0	1	0	0	0	1	1	0	0	0	0	0	0	7
14	Raimo, Zigmars	0	0	0	0	0	0	0	0	0	0	0	0	0	0	0	1
15	Flaisher, Ido	1	2	0	0	1	3	4	0	0	3	2	2	0	1	0	9
23	Drammeh, Sheriff	2	4	1	2	0	0	1	1	2	4	5	2	1	0	1	26
	Team																
	Totals	29	57	4	14	19	29	9	27	36	26	81	14	15	0	6	200

FG % 1st Half: 18-30 60.0% 2nd half: 11-27 40.7% Game: 29-57 50.9% Deadball Rebounds 6,2
 3FG % 1st Half: 4-8 50.0% 2nd half: 0-6 0.0% Game: 4-14 28.6%
 FT % 1st Half: 6-9 66.7% 2nd half: 13-20 65.0% Game: 19-29 65.5%

Officials: Martin Cichocki, Andy Cohn, Levon Zakarian
 Technical fouls: North Dakota-None. Hawai'i-None.
 Attendance: 5180
 Outrigger Resorts Rainbow Classic Game 4


Score by periods	1st	2nd	Total
North Dakota	31	47	78
Hawai'i	46	35	81

In	Off	2nd	Fast	Bench	
Points	Paint	T/O	Chance	Break	
UND	46	19	8	0	11
UH	40	14	11	6	17

Last FG - UND 2nd-00:32, UH 2nd-04:28.
 Largest lead - UND None, UH by 22 1st-06:38.
 UND led for 00:00. UH led for 39:14. Game was tied for 00:46.

Score tied - 0 times.
 Lead changed - 0 times.

GAME 3 Nov. 13, 2017 • Stan Sheriff Center • Honolulu

	TROY	67
	HAWAI'I	72

Troy 67 • (1-2)

#	Player	Total			3-Ptr			Rebounds			PF	TP	A	TO	Blk	Stl	Min
		FG	FGA	FT	FTA	FG	FGA	FT	FTA	Off							
00	Baker, Kevin	1	6	1	5	2	3	0	1	1	4	5	0	1	0	2	22
03	Person, Wesley	4	15	4	13	4	5	0	3	3	5	16	2	2	0	1	40
23	Varnado, Jordan	9	21	3	6	4	6	3	9	12	3	25	3	2	1	1	42
24	Hopkins, Shawn	0	2	0	2	0	0	1	1	3	0	0	0	1	0	0	9
30	Hicks, Alex	4	7	0	1	0	3	6	9	5	8	3	3	4	0	0	27
01	Johnson, Javan	2	3	1	2	1	1	3	6	0	2	0	0	0	0	18	
02	Adams, Darian	1	5	1	3	2	2	2	5	1	1	1	0	1	0	1	34
11	Miller, B.J.	1	4	0	2	0	0	1	0	1	1	2	0	2	0	2	32
14	Moravek, Jaro	0	0	0	0	0	0	0	0	0	0	0	0	0	0	0	1
	Team																
	Totals	22	63	10	34	13	18	9	26	35	26	67	9	15	5	7	225

FG % 1st Half: 10-31 32.3% 2nd half: 11-26 42.3% OT: 1-6 16.7% Game: 22-63 34.9% Deadball Rebounds 3,1
 3FG % 1st Half: 5-17 29.4% 2nd half: 5-14 35.7% OT: 0-3 0.0% Game: 10-34 29.4%
 FT % 1st Half: 3-4 75.0% 2nd half: 7-9 77.8% OT: 3-5 60.0% Game: 13-18 72.2%

Hawai'i 72 • (3-0)

#	Player	Total			3-Ptr			Rebounds			PF	TP	A	TO	Blk	Stl	Min
		FG	FGA	FT	FTA	FG	FGA	FT	FTA	Off							
00	Green, Leland	2	9	1	4	1	2	0	6	6	4	6	2	3	0	1	34
01	Buggs, Drew	1	1	0	0	3	5	0	2	2	2	5	3	0	0	2	15
12	Purchase, Jack	4	11	1	5	3	4	2	6	8	0	12	4	0	2	1	38
13	Thomas, Mike	3	11	0	3	2	2	3									

GAME 5

Nov. 27, 2017 • Stan Sheriff Center • Honolulu

	ADAMS STATE	77
	HAWAI'I	87

Adams State 77 • 2-5

#	Player	Total			3-Ptr			Rebounds			PF	TP	A	TO	Blk	Stl	Min
		FG	FGA	FT	FTA	FG	FGA	FT	FTA	Off							
02	Sly, Brandon	4-11	1-5	0-0	0	7	7	0	9	5	1	0	2	28			
04	Thomas, Mike	13-16	0-0	3-7	3	5	8	4	29	0	2	1	0	26			
05	Johnson, Shane	5-12	3-7	0-0	1	2	3	3	13	5	0	1	31				
10	Givens, Jarrett	3-8	1-6	0-0	0	2	2	3	7	0	2	0	0	27			
34	Jackson, Frederick	0-1	0-0	5-6	1	3	4	5	5	0	2	0	1	16			
00	Dimeff, Trace	1-3	0-2	0-0	0	1	1	3	2	0	1	0	0	14			
03	Walczak, Szymon	0-1	0-1	2-2	1	2	3	4	2	0	1	2	0	17			
13	Hurt, Juan	0-0	0-0	0-0	0	2	2	0	0	0	1	0	0	3			
15	Caton, Ethan	2-3	1-1	0-2	1	2	3	2	5	0	3	0	0	25			
21	Butler, Troyon	2-2	1-1	0-2	0	1	1	1	5	1	2	0	0	9			
22	Belteran, Chris	0-0	0-0	0-0	0	0	0	1	0	0	0	0	0	2			
24	Littlehead, Xavier	0-0	0-0	0-0	0	1	1	0	0	0	0	0	0	2			
	Team				1	0	1				1			200			
	Totals	30-57	7-23	10-19	8	28	36	26	77	12	22	1	4	200			

FG % 1st Half: 12-25 48.0% 2nd half: 18-32 56.3% Game: 30-57 52.6% Deadball Rebounds 5
 3FG % 1st Half: 4-13 30.8% 2nd half: 3-10 30.0% Game: 7-23 30.4%
 FT % 1st Half: 4-6 66.7% 2nd half: 6-13 46.2% Game: 10-19 52.6%

Hawai'i 87 • 4-1

#	Player	Total			3-Ptr			Rebounds			PF	TP	A	TO	Blk	Stl	Min
		FG	FGA	FT	FTA	FG	FGA	FT	FTA	Off							
00	Green, Leland	5-13	2-8	1-3	2	1	3	1	13	1	2	1	3	37			
02	Stepteau, Brocke	3-6	1-1	5-6	0	1	1	2	12	3	1	0	0	23			
13	Thomas, Mike	1-3	0-0	0-2	0	3	3	1	2	0	1	0	1	10			
21	Johnson, Gibson	4-11	0-0	11-13	3	1	4	4	19	2	0	0	1	31			
23	Drammeh, Sheriff	2-3	1-1	2-2	0	1	1	2	7	0	2	0	1	17			
01	Buggs, Drew	0-0	0-0	2-4	0	1	1	2	1	1	0	1	0	29			
04	Thomas, Brandon	5-6	2-3	1-2	1	1	2	1	13	2	0	1	24				
12	Purchase, Jack	0-4	0-4	0-0	1	4	5	4	0	6	1	1	0	15			
15	Flaisher, Ido	2-4	0-0	2-4	0	4	4	4	6	1	2	0	0	9			
32	Avea, Samuta	6-8	1-1	0-1	2	3	5	1	13	0	1	0	0	17			
	Team				1	2	3				1			200			
	Totals	28-58	7-18	24-37	10	22	32	21	87	16	12	3	10	200			

FG % 1st Half: 14-30 46.7% 2nd half: 14-28 50.0% Game: 28-58 48.3% Deadball Rebounds 5,1
 3FG % 1st Half: 3-8 37.5% 2nd half: 4-10 40.0% Game: 7-18 38.9%
 FT % 1st Half: 9-16 56.3% 2nd half: 15-21 71.4% Game: 24-37 64.9%

Officials: Donn Berdahl, Ken Ditty, Quinton Reece
 Technical fouls: Adams State-None. Hawai'i-None.
 Attendance: 4515

Score by periods	1st	2nd	Total
Adams State	32	45	77
Hawai'i	40	47	87


	In	Off	2nd	Fast	Bench
Points	Paint	T/O	Chance	Break	
Adams State	34	14	10	6	14
Hawai'i	38	25	14	8	34

Last FG - ASMB 2nd-00:05, UH 2nd-00:12.
 Largest lead - ASMB by 2 1st-17:08, UH by 14 2nd-06:18.
 ASMB led for 03:39. UH led for 31:42. Game was tied for 04:39.

Score tied - 6 times.
 Lead changed - 10 times.

GAME 6

Dec. 2, 2017 • Huntsman Center • Salt Lake City, Utah

	HAWAI'I	60
	UTAH	80

Hawaii 60 • 4-2

#	Player	Total			3-Ptr			Rebounds			PF	TP	A	TO	Blk	Stl	Min
		FG	FGA	FT	FTA	FG	FGA	FT	FTA	Off							
13	Thomas, Mike	5-11	0-3	2-2	2	4	6	3	12	2	1	0	0	25			
21	Johnson, Gibson	2-10	0-0	1-2	2	3	5	2	5	2	2	0	1	23			
00	Green, Leland	3-7	0-2	1-2	1	2	3	3	6	0	2	0	1	20			
02	Stepteau, Brocke	1-3	0-2	0-0	0	1	1	3	2	0	0	0	0	15			
23	Drammeh, Sheriff	2-6	1-2	0-0	1	0	1	2	5	0	1	0	2	23			
01	Buggs, Drew	5-10	1-1	3-4	1	1	2	2	14	3	2	1	1	32			
04	Thomas, Brandon	1-1	1-1	1-2	0	2	2	0	4	0	0	0	0	15			
12	Purchase, Jack	1-8	1-8	0-0	0	5	5	4	3	1	0	1	0	24			
14	Raimo, Zigmars	0-0	0-0	0-0	0	0	0	0	0	0	0	0	0	0			
15	Flaisher, Ido	0-1	0-0	3-4	0	2	2	1	3	0	1	0	0	10			
24	Buscher, Zach	0-0	0-0	0-0	0	0	0	0	0	0	0	0	0	1			
32	Avea, Samuta	3-6	0-0	0-2	2	3	1	6	1	0	0	0	0	11			
	Team				2	1	2				1			200			
	Totals	23-63	4-22	10-15	9	23	32	21	60	9	10	2	5	200			

FG % 1st Half: 12-32 37.5% 2nd half: 11-31 35.5% Game: 23-63 36.5% Deadball Rebounds 1
 3FG % 1st Half: 2-10 20.0% 2nd half: 2-12 16.7% Game: 4-22 18.2%
 FT % 1st Half: 4-6 66.7% 2nd half: 6-9 66.7% Game: 10-15 66.7%

Utah 80 • 6-1

#	Player	Total			3-Ptr			Rebounds			PF	TP	A	TO	Blk	Stl	Min
		FG	FGA	FT	FTA	FG	FGA	FT	FTA	Off							
13	Collette, David	6-9	0-0	4-6	0	5	5	3	16	2	1	0	3	25			
21	Rawson, Tyler	1-5	0-3	2-2	1	8	9	0	4	5	2	2	2	35			
00	Barefield, Sedrick	1-10	0-5	3-4	0	1	1	1	5	4	3	1	1	28			
01	Bibbins, Justin	3-5	3-4	4-5	0	3	3	4	13	3	2	0	0	28			
30	Bealer, Gabe	5-8	4-7	0-0	0	2	2	2	14	1	0	0	0	24			
03	Tillman, Donnie	5-9	0-0	6-7	4	4	8	2	16	1	1	0	0	29			
10	Connor, Jake	0-4	0-3	2-2	0	0	0	0	2	1	1	0	0	11			
12	Johnson, Jayce	1-1	1-1	0-0	0	0	0	1	3	0	0	0	0	2			
34	Reininger, Marc	3-5	0-0	1-1	3	8	11	5	7	0	3	1	0	13			
40	Reininger, Marc	0-0	0-0	0-0	0	2	2	0	0	0	0	0	0	2			
43	Jokl, Jakub	0-0	0-0	0-0	0	0	0	0	0	0	0	0	0	1			
50	Popoola, Christian	0-0	0-0	0-0	0	0	0	0	0	0	0	0	0	2			
	Team				3	2	5				1			200			
	Totals	25-56	8-23	22-27	11	35	46	18	80	17	13	4	6	200			

FG % 1st Half: 12-29 41.4% 2nd half: 13-27 48.1% Game: 25-56 44.6% Deadball Rebounds 2
 3FG % 1st Half: 5-12 41.7% 2nd half: 3-11 27.3% Game: 8-23 34.8%
 FT % 1st Half: 8-9 88.9% 2nd half: 14-18 77.8% Game: 22-27 81.5%

Officials: Frank Harvey III, Daryl Gelinias, Tom O'Neill
 Technical fouls: Hawaii-None. Utah-None.
 Attendance: 13896

Score by periods	1st	2nd	Total
Hawaii	30	30	60
Utah	37	43	80

	In	Off	2nd	Fast	Bench
Points	Paint	T/O	Chance	Break	
Hawaii	34	14	10	6	14
Utah	38	25	14	8	34

Last FG - UH 2nd-01:16, UTAH 2nd-00:15.
 Largest lead - UH None, UTAH by 23 2nd-02:04.
 UH led for 00:00. UTAH led for 36:59. Game was tied for 03:01.

Score tied - 1 time.
 Lead changed - 0 times.

GAME 7

Dec. 6, 2017 • Stan Sheriff Center • Honolulu

	PRAIRIE VIEW A&M	60
	HAWAI'I	72

Prairie View A&M 60 • 2-6

#	Player	Total			3-Ptr			Rebounds			PF	TP	A	TO	Blk	Stl	Min
		FG	FGA	FT	FTA	FG	FGA	FT	FTA	Off							
03	Blackston, Gary	10-19	2-5	5-9	2	5	7	5	27	1	3	0	5	37			
11	Jones, Dennis	0-8	0-2	2-8	1	0	1	1	2	0	2	0	1	25			
12	Wallace, JD	0-2	0-0	0-0	2	1	3	2	0	0	0	0	1	18			
13	Ellis, Irwin	0-0	0-0	0-0	0	0	0	1	0	0	0	0	0	5			
14	Hamilton, Zachary	7-19	4-7	1-2	0	5	5	3	19	2	1	0	4	32			
01	Alexander, Keion	0-0	0-0	1-2	1	3	4	4	1	0	0	3	1	20			
04	Hood, Juan	0-0	0-0	0-0	1	0	1	0	0	0	0	0	0	3			
10	Hood, Isaiah	0-0	0-0	0-0	0	1	1	1	0	0	0	0	0	4			
21	Jett, Shay'Rone	2-3	1-1	1-2	1	1	2	5	6	0	0	1	0	17			
24	Lumpkins, Jordan	0-0	0-0	0-0	0	0	0	3	0	0	0	0	0	11			
30	Starr, Austin	2-9	1-6	0-0	2	2	3	5	2	1	0	0	0	28			
	Team				0	3	3				2			200			
	Totals	21-60	8-21	10-23	10	19	29	28	60	5	9	4	12	200			

FG % 1st Half: 11-32 34.4% 2nd half: 10-28 35.7% Game: 21-60 35.0% Deadball Rebounds 9,1
 3FG % 1st Half: 4-13 30.8% 2nd half: 3-8 37.5% Game: 7-21 33.3%
 FT % 1st Half: 2-6 33.3% 2nd half: 8-17 47.1% Game: 10-23 43.5%

Hawai'i 72 • 5-2

#	Player	Total			3-Ptr			Rebounds			PF	TP	A	TO	Blk	Stl	Min
		FG	FGA	FT	FTA	FG	FGA	FT	FTA	Off							
00	Green, Leland	1-6	1-5	1-2	0	0	0	3	4	1	4	0	0	16			
01	Buggs, Drew	5-10	1-3	6-8	0	5	5	2	17	2	3	1	0	33			
13	Thomas, Mike	4-6	0-0	6-7	3	8	11	5	14	1	3	1	0	34			
21	Johnson																

GAME 9

Dec. 17, 2017 • Stan Sheriff Center • Honolulu



UTAH VALLEY

69

HAWAI'I

70

Utah Valley 69 • 7-5

#	Player	Total		3-Ptr		Rebounds			PF	TP	A	TO	Blk	Stl	Min
		FG-FGA	FT-FTA	FG-FGA	FT-FTA	Off	Def	Tot							
00	Manyang, Akolda	* 1-5	0-0	2-3	4	4	8	5	4	2	1	1	1	12	
02	Toolson, Jake	* 6-9	0-1	6-6	1	5	6	4	18	2	4	0	1	31	
03	Randolph, Brandon	* 4-13	0-1	6-6	2	2	4	0	14	3	4	0	0	30	
11	Toolson, Conner	* 2-13	1-10	0-0	1	3	4	2	5	0	0	0	1	37	
25	Ogbe, Kenneth	* 2-6	2-5	0-1	1	1	2	5	6	1	2	0	0	28	
10	Nakwaasah, Ben	1-2	1-1	5-6	1	2	3	3	8	0	1	0	1	25	
12	Tahvanainen, Joonas	0-0	0-0	0-0	0	0	0	0	0	0	0	0	0	4	
21	Nelson, Zach	1-2	0-0	8-10	1	4	5	3	10	1	1	1	1	20	
22	Neilson, Isaac	2-3	0-0	0-0	1	0	1	5	4	0	4	1	1	13	
	Team				0	1	1								
	Totals	19-53	4-18	27-32	12	22	34	27	69	9	17	3	6	200	

FG % 1st Half: 8-19 42.1% 2nd half: 11-34 32.4% Game: 19-53 35.8% Deadball Rebounds 4,1
 3FG % 1st Half: 3-5 60.0% 2nd half: 1-13 7.7% Game: 4-18 22.2%
 FT % 1st Half: 14-17 82.4% 2nd half: 13-15 86.7% Game: 27-32 84.4%

Hawai'i 70 • 7-2

#	Player	Total		3-Ptr		Rebounds			PF	TP	A	TO	Blk	Stl	Min
		FG-FGA	FT-FTA	FG-FGA	FT-FTA	Off	Def	Tot							
00	Green, Leland	* 2-5	0-1	0-0	1	2	3	1	4	1	2	0	2	29	
01	Buggs, Drew	* 2-8	0-0	0-2	1	2	3	4	4	5	4	0	1	27	
13	Thomas, Mike	* 4-7	0-1	0-0	2	4	6	4	8	0	0	0	0	22	
21	Johnson, Gibson	* 2-6	0-1	11-14	2	4	6	5	15	0	1	0	1	22	
23	Drammeh, Sheriff	* 6-13	4-8	4-8	0	4	4	0	20	2	3	0	1	33	
02	Stepteau, Brocke	2-6	0-3	3-4	0	1	1	1	7	7	3	0	0	28	
04	Thomas, Brandon	0-0	0-0	0-0	0	0	0	0	0	0	0	0	0	1	
12	Purchase, Jack	2-5	1-4	1-1	0	1	1	4	6	0	1	1	0	19	
14	Raimo, Zigmars	0-0	0-0	0-0	0	0	0	1	0	0	0	0	0	4	
15	Flaisher, Ido	3-3	0-0	0-0	0	1	1	5	6	0	1	0	0	13	
32	Avea, Samuta	0-0	0-0	0-0	0	0	0	1	0	0	0	0	0	2	
	Team				3	2	5	1							
	Totals	23-53	5-18	19-29	9	21	30	27	70	15	16	1	5	200	

FG % 1st Half: 12-29 41.4% 2nd half: 11-24 45.8% Game: 23-53 43.4% Deadball Rebounds 8,2
 3FG % 1st Half: 4-11 36.4% 2nd half: 1-7 14.3% Game: 5-18 27.8%
 FT % 1st Half: 8-10 80.0% 2nd half: 11-19 57.9% Game: 19-29 65.5%

Officials: Frank Harvey, Jimmy Casas, Klaus Endrissat
 Technical fouls: Utah Valley-Manyang, Akolda; Team. Hawai'i-Purchase, Jack.
 Attendance: 5187

Score by periods	1st	2nd	Total
Utah Valley	33	36	69
Hawai'i	36	34	70

Points	In	Off	2nd	Fast	Bench
UVU	28	20	12	2	22
UH	26	20	9	0	19

Last FG - UVU 2nd-00:48, UH 2nd-00:38. Score tied - 10 times.
 Largest lead - UVU by 7 1st-08:18, UH by 8 1st-02:10. Lead changed - 19 times.
 UVU led for 09:57, UH led for 22:45. Game was tied for 07:08.

GAME 10

Dec. 22, 2017 • Stan Sheriff Center • Honolulu



MIAMI

HAWAI'I

GAME 11

Dec. 23, 2017 • Stan Sheriff Center • Honolulu

TBD

HAWAI'I

GAME 12

Dec. 25, 2017 • Stan Sheriff Center • Honolulu

TBD

HAWAI'I