



**UNIVERSITY OF MIAMI  
SPORTS MEDIA RELATIONS  
DEPARTMENT OF INTERCOLLEGIATE ATHLETICS  
CORAL GABLES, FLORIDA • TELEPHONE (305) 284-3244 • FAX (305) 284-2807  
ASST. SID/VOLLEYBALL CONTACT: Bryan J. Harvey  
OFFICE (305) 284-3249 • CELL (305) 301-9826 • E-MAIL: bharvey@miami.edu**

**2009 Schedule & Results**

**Overall:** 13-8                      **ACC:** 6-5

*Hurricane Invitational - Coral Gables, Fla.*

Aug. 28	FLORIDA GULF COAST	W, 3-0
Aug. 29	PRAIRIE VIEW A&M	W, 3-0
	USF	L, 3-1

*Hampton Inn & Suites Northern Colorado Classic - Greeley, Colo.*

Sept. 4	vs. Eastern Michigan	W, 3-0
Sept. 5	vs. North Dakota State	W, 3-2
	at Northern Colorado	W, 3-0

*Miami/FIU Invitational - Coral Gables, Fla.*

Sept. 10	at FIU	L, 3-0
Sept. 11	MIDDLE TENNESSEE STATE	W, 3-1
Sept. 12	ALBANY (N.Y.)	W, 3-0

*Seminole Tri-Match - Tallahassee, Fla.*

Sept. 18	at #19 Florida State*	L, 3-0
Sept. 19	vs. Notre Dame	L, 3-2
Sept. 25	VIRGINIA*	W, 3-1
Sept. 27	VIRGINIA TECH*	L, 3-2
Oct. 2	CLEMSON*	L, 3-2
Oct. 4	GEORGIA TECH*	W, 3-2
Oct. 8	at Wake Forest*	W, 3-1
Oct. 9	at Duke*	L, 3-0
Oct. 16	at Boston College*	W, 3-1
Oct. 18	at Maryland*	W, 3-0
Oct. 23	NORTH CAROLINA*	L, 3-0
Oct. 25	NC STATE*	W, 3-0
Oct. 30	at Virginia Tech*	7 p.m.
Nov. 1	at Virginia*	Noon
<b>Nov. 6</b>	<b>WAKE FOREST*</b>	<b>7 p.m.</b>
<b>Nov. 8</b>	<b>DUKE*</b>	<b>1 p.m.</b>
Nov. 13	at Georgia Tech*	7 p.m.
Nov. 14	at Clemson*	6 p.m.
<b>Nov. 20</b>	<b>MARYLAND*</b>	<b>7 p.m.</b>
<b>Nov. 22</b>	<b>BOSTON COLLEGE*</b>	<b>1 p.m.</b>
<b>Nov. 25</b>	<b>FLORIDA STATE*</b>	<b>1 p.m.</b>

*NCAA Championships*

Dec. 3-6	NCAA First/Second Rounds
Dec. 11-12	NCAA Regionals
Dec. 17	NCAA Semifinals
Dec. 19	NCAA Final

\* - Atlantic Coast Conference match

All times are Eastern Standard Time (EST)

**BOLD** indicates home matches

Rankings according to AVCA/CBS poll at time of match

**www.hurricanesports.com**

**For Release: Oct. 29, 2009**

**Hurricanes Back on the Road Traveling to Virginia Tech and Virginia in Key ACC Showdowns**

**UPCOMING MATCHES**



**Oct. 30 at Virginia Tech ..... 7 p.m.**

**Nov. 1 at Virginia ..... Noon**

**Nov. 6 Wake Forest..... 7 p.m.**



All UM results will be posted following each match on Hurricanesports.com. You will also find up-to-date stats and releases regarding all University of Miami athletics, as well as UM volleyball.

Live stats for the Virginia Tech match will be available through Game Tracker at www.hurricanesports.com.



**MIAMI PROBABLE STARTERS**

No.	Name	Yr.	Pos.	Ht.	kps	pct.	dps	bps	pps
2	Lane Carico	So.	OH	5-11	4.47	.264	3.38	0.38	4.88
4	Ariell Cooke	Jr.	MB	6-0	0.73	.151	0.40	0.40	0.99
6	Maria Andersson	Sr.	OH	5-10	0.50	.132	1.87	0.13	0.94
21	Ali Becker	So.	MB	6-1	1.99	.283	0.46	0.91	2.54
23	Nrithya Sundararaman	Fr.	RS/S	5-10	0.90	.247	1.17	0.51	1.22
32	Lici McGee	Jr.	MB	6-3	2.15	.273	0.23	1.00	2.76
36	Cassie Loessberg	Sr.	LIB	5-7	0.01	-.077	5.13	0.00	0.18

Miami Back on the Road Against Virginia Tech and Virginia...

Making their way back on the road once again, the University of Miami Hurricanes are venturing to "The Commonwealth State" for a pair of matches in the mountainous region of Virginia. The Hurricanes will first take on Virginia Tech, followed two days later with a trip to Charlottesville to face-off against Virginia.

UM (13-8, 6-5 ACC) travels to Virginia Tech seeking a different outcome from last time in Coral Gables. UM and Virginia Tech went toe-to-toe last time, with the Hokies pulling out a 3-2 victory in an ACC instant classic. The line score went as follows (with UM scores first): 29-27, 21-25, 25-22, 27-29, 11-15.

However, the 'Canes did pull together a great 3-1 win over the Virginia Cavaliers two days prior.

Miami enters the weekend matches having collected three wins in its last four matches—the

**National Poll**

*AVCA Division I Coaches Top 25  
(October 26, 2009)*

#	School	Record	Last
1.	Penn State (53)	22-00	1
2.	Texas (8)	16-0	2
3.	Hawai'i	18-2	3
4.	Stanford	17-1	6
5.	Washington	17-2	4
6.	Illinois	16-3	8
7.	Minnesota	17-5	9
8.	Nebraska	15-5	5
9.	Iowa State	17-3	14
10.	Florida	16-3	10
11.	UCLA	16-6	13
12.	Kentucky	20-2	7
13.	Michigan	18-5	11
14.	California	12-7	15
15.	Oregon	14-5	12
16.	Southern California	15-6	18
17.	Florida State	19-2	17
18.	Arizona	15-5	16
19.	San Diego	14-4	22
20.	LSU	15-5	20
21.	Washington State	16-4	NR
22.	Baylor	18-4	23
23.	UC Irvine	17-4	19
24.	Saint Louis	15-6	24
25.	Texas A&M	13-5	21

**2009 UNIVERSITY OF MIAMI NUMERICAL ROSTER**

No.	Name	Pos.	Ht.	Cl.	Hometown/Previous School
2	Lane Carico	OH	5-11	So.-1L	Manhattan Beach, Calif./Mira Costa HS
4	Ariell Cooke	MB	6-0	Jr.-2L	Oakland, Calif./Bishop O'Dowd HS
5	Jenna Berkley	MB	6-2	Fr.-HS	Wildwood, Mo./Eureka HS
6	Maria Andersson	OH	5-10	Sr.-2L	Ängelholm, Sweden/Allebergsgymnasiet
9	Katie Gallagher	S	5-11	Jr.-2L	Winter Park, Fla./Lake Highland Prep
11	Genny Mayhew	OH	5-11	Sr.-3L	Clovis, Calif./Clovis HS
12	Lizzie Hale	OH/RS	6-0	Fr.-HS	Menlo Park, Calif./Menlo School
16	Griffin Udelson	DS	5-7	Sr.-3L	Attleboro, Mass./Bishop Feehan HS
17	Christine Williamson	OH/RS	5-11	So.-1L	Tampa, Fla./Plant HS
21	Ali Becker	MB	6-1	So.-1L	Katy, Texas/Cinco Ranch HS
23	Nrithya Sundararaman	RS/S	5-10	Fr.-HS	Naperville, Ill./Naperville HS
32	Lici McGee	MB	6-3	Jr.-2L	Warr Acres, Okla./Putnam City Original HS
36	Cassie Loessberg	LIB	5-7	Sr.-3L	Sacramento, Calif./St. Francis HS

**Head Coach** – Nicole Lantagne Welch (Maryland, 1994), Ninth Season

**Asst. Coach** – Felix Hou (Shanghai Physical Education Institute, 1986), Second Season

**Asst. Coach** – Laura Kuhn (Georgia Tech, 2005), Second Season

**PRONUNCIATION GUIDE...**

Ali Becker .....	alley	Cassie Loessberg .....	LOSS-burg
Lane Carico .....	CARE-uh-coe	Laura Kuhn .....	Koon
Ariell Cooke .....	ARE-ee-uhl	Nrithya .....	NITH-ee-a
Katie Gallagher .....	GAL-uh-GUR	Sundararaman .....	Sun-dar-rah-RUH-man
Felix Hou .....	HO	Griffin Udelson .....	You-DELL-son
Nicole Lantagne Welch .....	Lan-TANE		

only loss coming against North Carolina a week ago (L, 3-0).

UM is led by Lane Carico with an ACC-best 349 kills (4.47) and 4.88 points per set. The sophomore outside hitter is also pulling in 3.38 digs per set (264 total) and has collected 30 blocks on the campaign.

Also playing well for the Hurricanes is setter Nrithya Sundararaman, coming in 10 matches ago for Katie Gallagher. Sundararaman has set the offense, and leads the Hurricanes with 543 assists. That number now ranks her eighth all-time at UM for assists in a single season, passing Malloreay James (2001) for the distinction last weekend.

Quick Hits on Virginia Tech...

Virginia Tech comes into the weekend owning a 16-6 overall record, and holding a 6-5 mark in the ACC. The Hokies, however, are a perfect 10-0 at home this season, and have allowed just two opponents to go five sets in Blacksburg—North Carolina and Arkansas. Virginia Tech is 4-0 in the ACC at home.

The Hokies are led by Felicia Willoughby with 226 kills, as well as Justine Record with 219 kills. Also topping the 100-kill plateau for the Hokies are four other players including Cara Baarendse with 188 kills. The setter position is handled by Erin Leaser with a league-leading 934 assists (10.99 apts). The libero position is charged by Jill Gergen with 345 digs, and Record has 208 digs under her belt; while Willoughby leads the Hokies

in blocks with 92 (76 assisted).

Series Against Virginia Tech...

Miami leads the all-time series between these two one-time BIG EAST foes, now ACC competitors, by an 8-5 count. By virtue of its 3-2 victory earlier this season in Coral Gables, Virginia Tech has now won the last two matches in the series. The last win for UM over Virginia Tech was a 3-2 decision in Coral Gables on Oct. 27, 2007.

Quick Hits on Virginia...

The Virginia Cavaliers come into the weekend sporting a 9-13 record, and a 4-7 mark in the league. They are led by the play of Simone Asque and Lauren Dickson. Asque, named recently as the ACC Player of the Week, leads the team with 277 kills, while Dickson has 194 kills. Sydney Hull also has over 100 kills for the Cavs, posting 136 kills while also holding 46 blocks (43 assisted).

Rachel Gray leads the Cavs with 744 assists, and AJ Cushman has served up 30 aces on the campaign. The blocks are handled by Jessica O'Shoney with a team-leading 56 (51 assisted), while digs are collected by libero Brittani Rendina with 208. Behind her in digs is Dickson with 185 to her credit.

Series Against Virginia...

The University of Virginia leads the all-time series between these two teams by a count of 6-4. However, Miami snapped a two-match losing streak to

the Cavaliers earlier this season with a 3-1 triumph in Coral Gables. Before that, UM's last win against the Cavs came on Sept. 21, 2007 in a 3-2 decision.

Last Time vs. Virginia Tech (9/27/09)...

Lane Carico collected 18 kills and Ali Becker stamped 13 kills and six blocks, but it wasn't enough as Virginia Tech held-off Miami in an ACC thriller, 3-2. Virginia Tech used 19 kills and 13 digs from Justine Record to earn the win, while teammates Jennifer Wiker and Felicia Willoughby each had 17 kills.

Last Time vs. Virginia (9/25/09)...

Lane Carico put down 21 kills to go along with 17 digs in helping lead UM past visiting Virginia, 3-1. Maria Andersson staked a season-high 13 kills and 10 digs for UM, while Lici McGee added 11 kills and three blocks (two assisted) in the Hurricanes victory. The Cavaliers were led by Simone Asque

**UM Muscle Milk Student-Athlete of the Week**

Student-Athlete	Sport	Date
Brittney Macdonald	Women's Soccer	Aug. 24
Kate Howarth	Women's Soccer	Aug. 31
Cassie Loessberg	Volleyball	Sept. 7
Jacory Harris	Football	Sept. 14
Jacory Harris	Football	Sept. 21
Vikki Alonzo	Women's Soccer	Sept. 28
Javarris James	Football	Oct. 5
Damien Berry	Football	Oct. 12
Lane Carico	Volleyball	Oct. 19

# Nicole Lantagne Welch

**Head Coach**  
**Ninth Year at Miami**  
**Maryland, 1994**  
**Record at Miami: 164-95**  
**Overall Record: Same**



This season marks Nicole Lantagne Welch's ninth year at the helm of the University of Miami women's volleyball program. Under her guidance since 2001, the team has posted winning records in six

of the last eight seasons, including a second-place finish in the team's first year in ACC play in 2004.

Last season, Lantagne Welch led the Hurricanes to a tie for third place in the Atlantic Coast Conference (ACC) standings, and the team's best regular season record since 2002. During the year, Lantagne Welch collected her 150th career victory when the 'Canes defeated NC State, 3-0, on November 21, 2008. It was just two seasons ago that she posted her 100th career victory in the 2006 season-opener for UM with a 3-2 win over Alabama.

The 2008 season was special for UM as the team posted a record of 26-6 overall (14-6 ACC), finishing just one match shy of tying for an ACC Championship. Not to be overlooked was Lantagne Welch leading the 'Canes to three in-season tournament titles, including a tournament title at NCAA Tournament participant University of San Francisco as part of the Asics/Coca-Cola Invitational in San Francisco, Calif.

For those achievements and more, Lantagne Welch was tabbed ACC Coach of the Year, as well as American Volleyball Coaches Association (AVCA) East Region Coach of the Year. It was her first ACC coaching honor, while being the second AVCA Regional honor, collecting the award in 2002 during Miami's historic run to the Round of 16 in the NCAA Tournament.



Under her guidance, Lantagne Welch would later see freshman Lane Carico named ACC Freshman of the Year, as well as AVCA East Region Freshman of the Year. Carico would go on to be named to the All-ACC Second Team, as well as teammates Angelica Ellis and Genny Mayhew. Carico would represent the first-ever ACC Freshman of the Year coached by Lantagne Welch, while Ellis and Mayhew would become the seventh and eighth players in school history to be named to the All-ACC Volleyball Team.

Overall, her career at UM is highlighted in part by three seasons with at least 20 wins (2003-04, '08) and a trip to the "Sweet 16" in the Hurricanes' first-ever appearance at the NCAA Tournament in 2002. In her eight years at the helm in Coral Gables, Lantagne Welch has averaged 18.9 wins per seasons with a career record of 151-87.

While new records were set during the 2007 campaign, the 2008 season saw even those records fall as Lantagne Welch and her staff assembled one of the best records in school history. Lantagne Welch led Miami to its best ACC record in school history. It was also the second-best record in school history on the Division I level of athletics.

Katie Gallagher moved in sole possession of second place all-time at UM for assists in a career during the 2008 season, while Cassie Loessberg placed herself in second place for digs in a career. In addition, Loessberg broke her own school record from a year ago for digs in a single-season, upping the new record to 554—besting her old school-record mark by two.

As for Gallagher, she etched her name once again as one of the Top 10 single-season assists leaders in school history. Already sitting at third place in school history from the 2007 season where she collected 1,243 assists, Gallagher added to that total with 1,202 in 2008—good enough for sixth place all-time in school history.

Freshman Lane Carico broke the freshman record for kills in a single-season for UM with 369, adding her name to 10th all-time for single-season kills. Meanwhile, Miami tied a school-record for hitting percentage in a five-set match, collecting a .329 percentage at Florida State on Nov. 26, 2008. The 'Canes would also collect the second-best single-set hitting mark in school history with a .615 clip against Boston College in the third set on Oct. 10, 2008.

Lantagne Welch would see two more student-athletes graduate following the 2008 season. Angelica Ellis and Bridget Bomhach both earned their Bachelor's Degree, while Ashley Woods completed her Master's Degree.

Woods placed her name eighth all-time in sets played (367), as well as eighth place all-time in total attacks (1,764). Ellis now ranks ninth in attacks (1,209), while also collecting the third-highest individual single-season hitting percentage (.350) from the 2008 campaign. Overall, Ellis is third in school history in career hitting percentage with a .275 clip through 318 sets and 1,209 attacks. Woods is tied for fifth in career hitting percentage, holding a .256 clip, sitting alongside Ciara Michel (2004-07).

The eighth-year head coach also coached three All-ACC Second Team members with

Lane Carico, Angelica Ellis and Genny Mayhew. In addition, Carico and Ellis were each named as AVCA All-America honorable mention, while Carico was selected the 2008 AVCA East Region Freshman of the Year. Carico was also the true definition of "student-athlete" as she was named to the All-ACC Academic Team.

A native of Encinitas, Calif., Lantagne Welch grew up in a family where volleyball had been a major part of their livelihood. Her parents, Joe and JoAnn, owned and operated a highly regarded volleyball scouting service that evaluated high school players, covering the regions of California, Nevada and Arizona. Lantagne Welch's sister, Jenelle Duvall, was an All-American at the University of Pittsburgh and served as an assistant coach at Northern Arizona and Northern Illinois. She also served as head coach at Metro State College of Denver.

Lantagne Welch played at the University of Maryland from 1990-1993. In her role as a four-year starting setter, she guided the Terrapins to their first-ever Atlantic Coast Conference Championship (ACC) title and an automatic berth to the NCAA Tournament in 1990. As a top collegiate setter, Lantagne Welch garnered First Team All-Atlantic Coast Conference honors in 1992 and '93, and earned Second Team All-ACC accolades in 1991. She would also be named AVCA National Player of the Week (Oct. 12, 1993) following an upset victory over Florida State.

Serving as a team captain through her final two seasons, Lantagne Welch finished her outstanding collegiate career as Maryland's all-time assists, digs and matches played leader. Throughout her career in College Park, Lantagne Welch accumulated various academic honors including ACC Honor Roll and district academic All-America as a senior. She graduated in 1994 with a Bachelor of Science degree in Business Marketing. For her accomplishments as a student-athlete, Lantagne Welch was named to the Atlantic Coast Conference 50th Anniversary Volleyball Team along with five other Terrapins from teams of the 1990s.

Lantagne Welch arrived at Miami after serving as an assistant coach at Texas A&M. During her three seasons there, the Aggies finished ranked in the top 20 and qualified for the NCAA Tournament each season (1997-99). In 1999, Texas A&M advanced to the elite eight of the NCAA Tournament, compiling a 28-6 record and a No. 9 final ranking.

In 2002, she married Wesley Paul Welch of Denver City, Texas, in her hometown of Encinitas, Calif. On Dec. 7, 2004, the couple celebrated the birth of their daughter, Riley Jaye and on April 8, 2007, son Ayden Fletcher was born. Lantagne Welch and her family reside in Miami.

- 2002 AVCA/Tachikara All-District I\*/Northeast Coach of the Year
- 2008 AVCA East Region Coach of the Year
- 2008 ACC Coach of the Year

## Nicole Lantagne Welch's Record at UM

YEAR	OVERALL			ACC			FINISH
	W	L	PCT.	W	L	PCT.	
2001	17	7	.708	—	—	—	—
2002	27	6	.818	10	3	.769	t-2nd
2003	22	9	.710	9	3	.750	3rd
2004	17	9	.654	11	5	.688	2nd
2005	16	14	.533	11	11	.500	6th
2006	12	19	.387	9	13	.409	t-9th
2007	14	17	.452	8	14	.364	t-8th
2008	26	6	.813	14	6	.700	t-3rd
2009	13	8	.619	6	5	.546	—
<b>TOTAL</b>	<b>164</b>	<b>95</b>	<b>.633</b>	<b>78</b>	<b>60</b>	<b>.565</b>	

**Note:** Miami was independent from a conference during the 2001 campaign. UM competed in the BIG EAST Conference from 2002-2004. They started in the Atlantic Coast Conference during the 2005 season.



**Atlantic Coast Conference**

**2009 ACC STANDINGS**

School	ACC	Overall
Florida State	10-1	19-2
Duke	9-2	19-4
Georgia Tech	9-3	15-7
North Carolina	7-4	11-11
Virginia Tech	6-5	16-6
Clemson	6-5	16-7
Miami	6-5	13-8
Wake Forest	5-6	7-15
Virginia	4-7	9-13
Maryland	3-8	11-13
Boston College	1-10	11-11
NC State	0-10	7-18

**UPCOMING ACC SCHEDULE**

**Friday, October 30**

Boston College at Duke	7 p.m.
Clemson at NC State	7 p.m.
Florida State at Virginia	7 p.m.
Georgia Tech at North Carolina	7 p.m.
Maryland at Wake Forest	7 p.m.
Miami at Virginia Tech	7 p.m.

**Saturday, October 31**

Clemson at North Carolina	6 p.m.
Florida State at Virginia Tech	6 p.m.
Georgia Tech at NC State	6 p.m.
Boston College at Wake Forest	7 p.m.
Maryland at Duke	7 p.m.

**Sunday, November 1**

Miami at Virginia	Noon
-------------------	------

**Tuesday, November 3**

NC State at North Carolina	7 p.m.
----------------------------	--------

**Friday, November 6**

Virginia at North Carolina	6 p.m.
Clemson at Maryland	7 p.m.
Duke at Florida State	7 p.m.
Wake Forest at Miami	7 p.m.
Virginia Tech and NC State	7 p.m.
Georgia Tech at Boston College	8 p.m.

**Sunday, November 8**

Clemson at Boston College	Noon
Duke at Miami	1 p.m.
Wake Forest at Florida State	1 p.m.
Georgia Tech at Maryland	1 p.m.
Virginia Tech at North Carolina	1 p.m.
Virginia at NC State	1 p.m.

**Updated Career Records**

**Kills**

1. Karla Johnson (2002-05)	1,484
2. Valeria Tipiana (2001-04)	1,411
3. Francheska Savage (2002-06)	1,325
4. Elizabeth Tyson (2001-04)	1,002
<b>5. Genny Mayhew (2006-pres.)</b>	<b>997</b>
6. Ciara Michel (2003-07)	962
7. Marcela Gamarra (2001-02)	845
<b>8. Lane Carico (2008-pres.)</b>	<b>718</b>
9. Ashley Woods (2004-08)	689
10. Angelica Ellis (2005-08)	538

**Assists**

1. Jill Robinson (2003-06)	4,937
<b>2. Katie Gallagher (2007-pres.)</b>	<b>2,744</b>
3. Mallorey James (2001-04)	2,025
4. Margie Young (2002-03)	634
5. Jamie Grass (2001-04)	554
<b>6. Nrithya Sundararaman (2009-pres.)</b>	<b>543</b>
7. Bridget Bomhack (2005-08)	260
8. Valeria Tipiana (2001-04)	254
<b>9. Cassie Loessberg (2006-pres.)</b>	<b>195</b>
10. Ashley Woods (2005-08)	155

**Digs**

<b>1. Cassie Loessberg (2006-pres.)</b>	<b>1,824</b>
2. Jamie Grass (2001-04)	1,621
3. Jill Robinson (2003-06)	1,001
4. Valeria Tipiana (2001-04)	968
5. Ann Gallo (2003-06)	878
6. Elizabeth Tyson (2001-04)	808
<b>7. Lane Carico (2008-pres.)</b>	<b>680</b>
<b>8. Genny Mayhew (2006-pres.)</b>	<b>674</b>
9. Michelle Bruin (2004-07)	633
<b>10. Katie Gallagher (2007-pres.)</b>	<b>632</b>

**Total Blocks**

1. Ciara Michel (2003-07)	573
2. Karla Johnson (2002-05)	358
3. Francheska Savage (2002-06)	348
4. Valeria Tipiana (2001-04)	299
5. Jill Robinson (2003-06)	270
6. Angelica Ellis (2005-08)	264
7. Robin Lewullis (2002-03)	253
8. Ashley Woods (2004-08)	238
<b>9. Lici McGee (2007-pres.)</b>	<b>157</b>
10. Elizabeth Tyson (2001-04)	146

**Hurricanes Record vs. Conferences**

America East	1-0
Atlantic Coast	6-5
Atlantic Sun	1-0
Big East	0-2
Big Sky	1-0
Mid-American	1-0
Southwestern Athletic	1-0
The Summit League	1-0
Sun Belt	1-1

**Miami's Record When...**

When Playing at Home	7-4
When Playing on the Road	4-3
On a Neutral Floor	2-1

In night matches	8-6
In day matches	5-2
In Tournament Play	7-2

In the Atlantic Coast Conference	6-5
ACC Home Record	3-3
ACC Away Record	3-2
ACC Night Record	3-4
ACC Day Record	3-1

vs. CBS Sports/AVCA Top 25	0-1
vs. Top 25 at Home	0-0
vs. Top 25 on the Road	0-1

When Recording Less than 40 Kills	1-4
When Recording 40-49 Kills	4-0
When Recording 50-59 Kills	4-3

When Recording 60-69 Kills	4-1
When Recording 70-79 Kills	0-0
When Recording More than 80 Kills	0-0

When Recording 1-3 Aces	6-5
When Recording 4-6 Aces	4-2
When Recording 7-9 Aces	2-1
When Recording 10 or more Aces	1-0

When Recording 0-5 Blocks	3-2
When Recording 6-10 Blocks	4-4
When Recording 11-15 Blocks	6-2

When Recording 16-20 Blocks	0-0
When Recording 21-25 Blocks	0-0
When Recording More than 25 Blocks	0-0

When Recording Less than 30 Digs	1-0
When Recording 31-50 Digs	2-4
When Recording 51-70 Digs	6-2

When Recording 71-90 Digs	3-2
When Recording 91-110 Digs	0-0
When Recording More than 110 Digs	1-0

When No Hurricanes Reach 10+ Kills	2-2
When One 'Cane Reaches 10+ Kills	2-3
When Multiple 'Canes Reach 10+ Kills	9-3

When No Opponents Reach 10+ Kills	3-1
When One Opponent Reaches 10+ Kills	3-0
When Multiple Opponents Reach 10+ Kills	7-7

When No Hurricanes Reach 10+ Digs	1-0
When One 'Cane Reaches 10+ Digs	5-1
When Multiple 'Canes Reach 10+ Digs	7-7

When No Opponents Reach 10+ Digs	1-0
When One Opponent Reaches 10+ Digs	2-2
When Multiple Opponents Reach 10+ Digs	10-6

When Miami has more Total Attempts	4-1
When Opponent has more Total Attempts	9-7
When Total Attempts are tied	0-0

When Miami has more Assists	10-1
When Opponent has more Assists	1-7
When Assists are Tied	2-0

When wearing White Jerseys	4-2
When wearing Green Jerseys	5-1
When wearing Black Jerseys	4-5

**Hurricanes VB Media Policy**

**KNIGHT SPORTS COMPLEX**

Press row for University of Miami volleyball matches is located on the north side of the court at the James L. Knight Sports Complex, across from the team benches. The media entrance to the arena is from the southwest corner of the Complex, and the southwest entrance is also used for Will Call pick-up of credentials. Parking is located in either the lot for Mark Light Field, or Cobb Stadium directly adjacent to the Knight Sports Complex.

**MEDIA & PHOTO PASSES**

Credentials for Hurricanes home matches are issued for working media only and must be requested through the sports media relations office at least 24 hours prior to the selected home event you wish to attend. Credentials are issued on a match-by-match basis and a formal request must be issued to the Miami Sports Media Relations Office. Only photographers on assignment from an accredited media agency will be issued credentials. Photographers are required to abide by the guidelines set forth by the NCAA on shooting limitations from the sidelines. Those not complying with the guidelines may be removed.

**MEDIA SERVICES**

Pregame media supplements including notes, statistics, media guides and gameday programs will be available prior to the start of the first set. Between-game and final statistics, plus a running play-by-play and post game notes will be provided. Final statistics will be emailed and/or faxed via Miami's broadcast system following the conclusion of the match. In-game questions or concerns can be addressed on press row by Assistant Sports Media Relations Director Bryan J. Harvey.

**WEBSITES**

As a general rule, fan-based web sites containing at least one or more of the following: chat rooms, message boards, recruiting information, scouting reports and links to news sites, as well as other fan-based features shall not be issued credentials to Miami volleyball matches. Local and national organizations that maintain a news-based Web site in connection with their regular newspaper or magazine, as well as radio or television broadcast, shall be issued credentials on a match-by-match basis. Live, real-time updates will not be permitted. Fan-based web sites wishing to discuss coverage and credential options should contact the Miami Sports Media Relations office at (305) 284-3244.

**INTERVIEWS**

Following home games, Miami head coach Nicole Lantagne Welch will return to the court to handle any media questions, and players will also be available after a brief cooling-off period following the match's conclusion. Miami's locker will be closed at all times.

**TELEPHONES**

Telephone lines at the Knight Sports Complex are limited to home radio and the visiting teams' "official" sports administrator/media relations contact. All media wishing to file stories should contact Bryan J. Harvey prior to the conclusion of the game in order to make arrangements to be escorted back to the Sports Media Relations Office in order to work in a work-friendly environment. Any and all questions will be addressed in this designated area.

with 16 kills.

**Fast Noting the 'Canes...**

The Hurricanes have out-hit their opponents in nine of their 10 wins in 2009. Junior setter Katie Gallagher (299) is one set assists away from making Miami the third league team to have two players post at least 300 assists this season.

**Loessberg Just Misses Out on Doubles...**

With eight digs in a 3-0 loss to North Carolina (Oct. 23), senior defensive specialist/libero Cassie Loessberg snapped a streak of nine straight matches with at least 10 digs. She has hit double-figures in digs in 10 of her last 11 matches overall for the Hurricanes.

**Sundaraman Already Moving Up...**

Freshman setter/right side hitter Nrithya Sundaraman has quickly made a move on the all-time assists charts at UM, placing herself sixth with 543 assists. She has shared time with Katie Gallagher to quickly vault her way near the middle of the UM all-time list. Sundaraman needs just 12 assists to move into fifth place and slide past Jamie Grass (2001-04).

**Williamson Strikes Forward...**

Sophomore outside hitter Christine Williamson struck yet another career-high tying mark last weekend against NC State, accumulating 14 kills in the match.

**On These Dates in History...**

The University of Miami holds a record of 11-7 all-time on the dates of Oct. 30 and Nov. 1. On matches played on Oct. 30, UM is 2-1, while holding an 8-4 mark in matches played on Nov. 1. The last match played on either date for UM was a 3-0 victory over Boston College back on Oct. 30, 2005 in Coral Gables.

**Mayhew Shooting for 1,000...**

Senior outside hitter Genny Mayhew is closing in on 1,000 kills as she now has 997 kills in her career. If she cracks the 1,000-kill plateau, she will be just the fifth UM player all-time to have eclipsed that mark. Currently, she ranks fifth all-time at UM in career kills.

**UM Present on All-ACC Preseason Team...**

Three student-athletes from Miami are on this year's Preseason All-ACC Team for head coach Nicole Lantagne Welch. Seniors Genny Mayhew and Cassie Loessberg headline the list for UM, while sophomore Lane Carico earns her first Preseason nod as well. For Mayhew, this is her second consecutive ACC Preseason accolade.

**Duke Predicted to Win ACC Regular Season...**

The Duke University volleyball team is predicted to win the 2009 Atlantic Coast Conference championship and headlines a list of 18 student-athletes selected to the 2009 Preseason All-ACC volleyball team, as announced today by Commissioner John D. Swofford.

Duke takes in 116 of a possible 121 points, including seven of 12 first place votes. Coaches' votes for the predicted order of finish were tallied with 11 points being applied to a first-place vote, 10 points for a second-place vote, etc. Coaches

**Individual Marks**

**MIAMI DOUBLE-DOUBLES**

- Lane Carico (12)
- 8/28 vs. Florida Gulf Coast (11 kills, 13 digs)
- 9/5 vs. North Dakota State (19 kills, 22 digs)
- 9/19 vs. Notre Dame (16 kills, 23 digs)
- 9/25 vs. Virginia (21 kills, 17 digs)
- 9/27 vs. Virginia Tech (18 kills, 16 digs)
- 10/2 vs. Clemson (36 kills, 17 digs)
- 10/4 vs. Georgia Tech (30 kills, 16 digs)
- 10/8 vs. Wake Forest (22 kills, 22 digs)
- 10/9 vs. Duke (15 kills, 13 digs)
- 10/16 at Boston College (25 kills, 13 digs)
- 10/23 vs. North Carolina (16 kills, 12 digs)
- 10/25 vs. NC State (10 kills, 13 digs)

- Nrithya Sundaraman (4)
- 8/29 vs. USF (39 assists, 10 digs)
- 9/25 vs. Virginia (49 assists, 14 digs)
- 9/27 vs. Virginia Tech (44 assists, 11 digs)
- 10/23 vs. North Carolina (27 assists, 10 digs)

- Maria Andersson (1)
- 9/25 vs. Virginia (13 kills, 10 digs)

- Ali Becker (1)
- 10/8 vs. Wake Forest (12 kills, 10 blocks)

- Katie Gallagher (1)
- 9/5 vs. North Dakota State (50 assists, 15 digs)

- Genny Mayhew (1)
- 9/19 vs. Notre Dame (15 kills, 15 digs)

**Sports Imports/AVCA Player of the Week**

**September**

- 1 - Kari Pestolesi (Jr., OH) - UC Irvine
- 8 - Ashley Engle (Sr., S) - Texas
- 14 - Lauren Cook (Fr., S) - UCLA
- 21 - Megan Hodge (Sr., OH) - Penn State
- 28 - Rebecca Saraceno (Sr., OH) - UC Santa Barbara

**October**

- 6 - Alix Klineman (Jr., OH) - Stanford
- 13 - Sam Dabbs (Sr., S) - Louisiana State
- 20 - Sonja Newcombe (Sr., OH) - Oregon
- 27 - Hana Cutura (Sr., OH) - California

**ACC PLAYER OF THE WEEK**

**August**

- 31 - Monique Mead (Fr., OH) - Georgia Tech

**September**

- 7 - Kelsey Murphy (Sr., S) - Clemson
- 14 - Brittany Roderick (Sr., MB) - Georgia Tech
- 21 - Kellie Catanach (So., S) - Duke
- 28 - Rachael Moss (Sr., OH) - Duke

**October**

- 5 - Lane Carico (So., OH) - Miami
- 12 - Jordana Price (Sr., MB) - Florida State
- 19 - Justine Record (So., OH) - Virginia Tech
- 27 - Simone Asque (So., OH) - Virginia




were not permitted to predict their own team's order of finish.



Just 17 points separate the top-four teams as Florida State, Miami, and North Carolina also take in first-place votes. Florida State follows Duke in second place with 104 points and three first-place votes, while Miami is tabbed to finish in third with 101 points and one first-place vote. North Carolina lands in fourth with 99 points and one first-place vote.




Clemson is tabbed fifth with 75 points, and is followed by Virginia Tech (71), Virginia (62), Georgia Tech (49), Wake Forest (47), Maryland (33), NC State (21), and Boston College (14).



'Canes on the Net...  
All Miami home matches this year will feature live stats through Game Tracker on [www.hurricanesports.com](http://www.hurricanesports.com). All UM home matches will feature radio broadcast through WVUM...the official student radio station for the University of Miami.




Last Time Out - vs. NC State (10/26/09)...  
Christine Williamson and Lici McGee combined for 27 kills in helping lead the University of Miami past visiting NC State, 3-0 (25-18, 25-16, 25-20), Sunday afternoon in an ACC volleyball match-up inside the James L. Knight Sports Complex in Coral Gables, Fla.



Miami (13-8, 6-5 ACC) set the tone early in the first set as to whom would be the "go-to" players on the day. Sophomore Christine Williamson and junior Lici McGee stepped up for the 'Canes in a key 5-1 UM run that pushed the 'Canes out in front, 15-11.



McGee collected six kills in the first set while teammate Williamsons added five in helping lead UM to a 25-18 opening set victory.



In the second set, NC State (7-18, 0-10 ACC) stood toe-to-toe with Miami following a UM attack error, allowing the Wolfpack the push, 6-6. Later, Miami used a kill from Williamson and consecutive Wolfpack errors to go ahead, 9-6. The Hurricanes never allowed the set to become tied again.



Sophomore Lane Carico came up with five of her 10 kills in the match during the second set, as well as posting a service ace. Miami collected the 25-16 win to go ahead 2-0 in the match.



UM hit a match-high .387 clip in the second frame, bringing in 17 kills on 31 swings.



The third set saw six ties and five lead changes as NC State jumped out to a 7-4 advantage after Lisa Kretchman and Isis Gardner stamped kills for the Wolfpack. Miami was also called for two attack errors during a critical 4-2 NC State run.



The Hurricanes battled back behind Ali Becker and Ariell Cooke, each collecting kills during a 4-1 UM run that knotted the score at 8-all. But the Wolfpack answered with a service ace from Kelly Wood following another UM attack error, to reclaim the lead, 11-9.

With the Wolfpack leading 12-10, Miami began a 9-3 run with Carico's kill off the NC State block attempt, and teammate Williamson poured in three consecutive kills to put UM ahead, 19-14.

Williamson had five kills in the final set while Becker and Carico each tallied four to help UM claim the 25-20 set-point, and ultimately the match.

The win for Miami was the fourth shutout at home on the year and the seventh overall on the campaign.

NC State was led by Keri DeMar with eight kills and seven digs, and teammate Margaret Salata chipped in with six kills and three blocks (two assisted). Setter Alex Smith had 20 assists and 13 digs for a double-double effort.

Miami was led by Williamson's career-high tying 14 kills and three digs. McGee jumped into double-digits with 13 kills while toting a .571 clip (13k-1e-21ta) hitting on the day. She also picked up two block assists.

Lane Carico had a double-double effort with 10 kills and 13 digs, added one block assist and an ace. Setter Nrithya Sundararaman had 42 assists and five digs, while senior libero Cassie Loessberg topped the team on defense with a match-high 15 digs.





**2** LANE CARICO  
OH, 5-11, So.  
Manhattan Beach, Calif.



**4** ARIELL COOKE  
MB, 6-0, Jr.  
Oakland, Calif.



**5** JENNA BERKLEY  
MB, 6-2, Fr.  
Wildwood, Mo.



**6** MARIA ANDERSSON  
OH, 5-10, Sr.  
Ängelholm, Sweden



**9** KATIE GALLAGHER  
S, 5-11, Jr.  
Winter Park, Fla.



**11** GENNY MAYHEW  
OH, 5-11, Sr.  
Clovis, Calif.



**12** LIZZIE HALE  
OH/RS, 6-0, Fr.  
Menlo Park, Calif.



**16** GRIFFIN UDELSON  
DS, 5-7, Sr.  
Attleboro, Mass.



**17** CHRISTINE WILLIAMSON  
OH/RS, 5-11, So.  
Tampa, Fla.



**21** ALI BECKER  
MB, 6-1, So.  
Katy, Texas



**23** NRITHYA SUNDARAMAN  
RS/S, 5-10, Fr.  
Naperville, Ill.



**32** LICI MCGEE  
MB, 6-3, Jr.  
Warr Acres, Okla.



**36** CASSIE LOESSBERG  
LIB, 5-7, Sr.  
Sacramento, Calif.



PRISCILLA DOBBS  
Athletic Trainer  
First Season



LAUREN REYNOLDS  
Student Trainer  
First Season



NICOLE LANTAGNE WELCH  
Head Coach  
Ninth Season



FELIX HOU  
Asst. Coach  
Second Season



LAURA KUHN  
Asst. Coach  
Second Season



**#2 Lane Carico • Outside Hitter • 5-11 • Sophomore • Manhattan Beach, Calif. • Mira Costa HS**

**Awards: 2009** – Preseason All-ACC Team; Hurricane Invitational All-Tournament Team; Hampton Inn & Suites Northern Colorado Classic - MVP

**2009 Match Highs**

Attempts: 83, vs. Clemson (10/2)  
 Kills: 36, vs. Clemson (10/2)  
 Hitting: .429, vs. Prairie View A&M (8/29)  
 Digs: 23, vs. Notre Dame (9/19)  
 Aces: 3, vs. Florida Gulf Coast (8/28)  
 Blocks: 3, vs. North Dakota State (9/5)

**Career Match Highs**

Same  
 Same  
 .464, at NC State (11/21/08)  
 27, at Virginia (10/24/08)  
 5, vs. VCU (9/6/08)  
 6, at North Carolina (11/20/08)

DATE	OPONENT	RESULT	MS	SP	K	E	TA	PCT	A	SA	SE	RE	DIG	BS	BA	TOT	BE	BHE	PTS
Aug. 28	Florida Gulf Coast	W, 3-0	*	3	11	3	31	.258	0	3	0	1	13	0	0	0	0	0	14.0
Aug. 29	Prairie View A&M	W, 3-0	*	3	7	1	14	.429	0	1	2	0	8	1	0	1	1	0	9.0
Aug. 29	USF	L, 1-3	*	4	22	7	45	.333	1	0	1	1	7	0	2	2	1	0	23.0
Sept. 4	vs. Eastern Michigan	W, 3-0	*	3	16	7	40	.225	1	1	3	0	6	1	1	2	0	0	18.5
Sept. 5	vs. North Dakota State	W, 3-2	*	5	19	10	51	.176	2	2	1	0	22	1	2	3	0	0	23.0
Sept. 5	at Northern Colorado	W, 3-0	*	3	9	6	27	.111	0	0	4	1	8	0	0	0	0	0	9.0
Sept. 10	at FIU	L, 0-3	*	3	7	5	28	.071	0	0	0	0	9	1	1	2	1	0	8.5
Sept. 11	Middle Tennessee State	W, 3-1	*	4	14	5	32	.281	0	0	6	1	6	1	0	1	1	0	15.0
Sept. 12	Albany (N.Y.)	W, 3-0	*	3	10	4	34	.176	2	0	3	0	9	0	2	2	2	0	11.0
Sept. 18	at #19 Florida State	L, 0-3	*	3	7	5	24	.083	1	1	1	0	8	1	1	2	0	0	9.5
Sept. 19	vs. Notre Dame	L, 2-3	*	5	16	6	36	.278	2	2	0	4	23	0	2	2	0	0	19.0
Sept. 25	Virginia	W, 3-1	*	4	21	7	56	.250	0	0	1	1	17	1	1	2	2	0	22.5
Sept. 27	Virginia Tech	L, 2-3	*	5	18	7	56	.196	3	1	1	0	16	0	2	2	0	0	20.0
Oct. 2	Clemson	L, 2-3	*	5	36	11	83	.301	0	1	3	0	17	0	1	1	0	0	37.5
Oct. 4	Georgia Tech	W, 3-2	*	5	30	8	72	.306	0	0	1	0	16	0	1	1	1	0	30.5
Oct. 8	at Wake Forest	W, 3-1	*	4	22	2	56	.357	0	0	0	1	22	0	1	1	1	0	22.5
Oct. 9	at Duke	L, 0-3	*	3	15	4	48	.229	1	0	0	1	13	0	1	1	0	0	15.5
Oct. 16	at Boston College	W, 3-1	*	4	25	3	52	.423	1	0	2	1	13	0	2	2	0	0	26.0
Oct. 18	at Maryland	W, 3-0	*	3	18	6	40	.300	0	0	0	3	6	0	1	1	0	0	18.5
Oct. 23	North Carolina	L, 0-3	*	3	16	3	39	.333	0	0	0	0	12	0	1	1	0	0	16.5
Oct. 25	NC State	W, 3-0	*	3	10	3	29	.241	1	1	0	0	13	0	1	1	1	0	11.5





#4 Ariell Cooke • Middle Blocker • 6-0 • Junior • Oakland, Calif. • Bishop O'Dowd HS

**2009 Match Highs****Career Match Highs**

Attempts:	20, at Boston College (10/16)	29, twice
Kills:	9, at Boston College (10/16)	Same
Hitting:	.429, vs. Clemson (10/2)	Same
Assists:	3, vs. Clemson (10/2)	Same
Blocks:	4, vs. Clemson (10/2)	5, three times

DATE	OPONENT	RESULT	MS	SP	K	E	TA	PCT	A	SA	SE	RE	DIG	BS	BA	TOT	BE	BHE	PTS
Aug. 28	Florida Gulf Coast	W, 3-0		2	0	1	3	-.333	0	0	0	0	0	0	0	0	0	0	0.0
Aug. 29	Prairie View A&M	W, 3-0		3	0	2	6	-.333	0	0	0	0	1	0	0	0	0	0	0.0
Aug. 29	USF	L, 1-3		0	0	0	0	.000	0	0	0	0	0	0	0	0	0	0	0.0
Sept. 4	vs. Eastern Michigan	W, 3-0	<i>DNP</i>																
Sept. 5	vs. North Dakota State	W, 3-2		2	1	0	1	1.000	0	0	0	0	0	0	0	0	0	0	1.0
Sept. 5	at Northern Colorado	W, 3-0	<i>DNP</i>																
Sept. 10	at FIU	L, 0-3		2	1	1	3	.000	0	0	0	0	0	0	0	0	0	0	1.0
Sept. 11	Middle Tennessee State	W, 3-1		1	0	0	0	.000	0	0	1	0	0	0	0	0	0	0	0.0
Sept. 12	Albany (N.Y.)	W, 3-0	<i>DNP</i>																
Sept. 18	at #19 Florida State	L, 0-3	<i>DNP</i>																
Sept. 19	vs. Notre Dame	L, 2-3		1	0	0	1	.000	0	0	0	0	0	0	0	0	0	0	0.0
Sept. 25	Virginia	W, 3-1		3	3	0	4	.750	2	0	0	0	1	0	1	1	1	0	3.5
Sept. 27	Virginia Tech	L, 2-3		4	2	4	9	-.222	1	0	0	0	0	0	3	3	1	1	3.5
Oct. 2	Clemson	L, 2-3		5	6	0	14	.429	0	0	0	0	4	3	1	4	1	0	9.5
Oct. 4	Georgia Tech	W, 3-2		5	3	2	10	.100	3	0	0	0	1	1	1	2	0	0	4.5
Oct. 8	at Wake Forest	W, 3-1	*	4	2	0	8	.250	2	0	0	0	2	1	0	1	0	0	3.0
Oct. 9	at Duke	L, 0-3	*	3	2	1	7	.143	0	0	0	0	0	0	0	0	0	0	2.0
Oct. 16	at Boston College	W, 3-1	*	4	9	2	20	.350	0	0	0	0	4	1	5	6	0	0	12.5
Oct. 18	at Maryland	W, 3-0	*	2	4	1	6	.500	0	0	0	0	2	0	0	0	0	0	4.0
Oct. 23	North Carolina	L, 0-3	*	3	0	2	6	-.333	2	0	0	0	2	0	0	0	2	0	0.0
Oct. 25	NC State	W, 3-0	*	3	2	3	8	-.125	1	0	0	0	2	0	2	2	0	0	3.0





#6 Maria Andersson • Outside Hitter • 5-10 • Senior • Ängelholm, Sweden • Allebergsgymnasiet

**2009 Match Highs**

Assists:	2, vs. Eastern Michigan (9/4)
Attempts:	31, vs. Virginia (9/25)
Kills:	13, vs. Virginia (9/25)
Hitting:	.267, vs. Virginia (9/25)
Digs:	14, vs. North Dakota State (9/5)
Aces:	7, vs. Prairie View A&M (8/29)
Blocks:	5, vs. Virginia Tech (9/27)

**Career Match Highs**

Assists:	4, vs. North Carolina (10/18/08)
Attempts:	40, twice
Kills:	16, vs. Virginia Tech (10/27/07)
Hitting:	.368, at Boston College (10/12/07)
Digs:	18, vs. Butler (8/25/07)
Aces:	Same
Blocks:	Same

DATE	OPPONENT	RESULT	MS	SP	K	E	TA	PCT	A	SA	SE	RE	DIG	BS	BA	TOT	BE	BHE	PTS
Aug. 28	Florida Gulf Coast	W, 3-0	*	3	1	0	1	1.000	1	0	2	0	9	0	0	0	0	0	1.0
Aug. 29	Prairie View A&M	W, 3-0	*	3	1	0	1	1.000	1	7	1	1	1	0	0	0	0	0	8.0
Aug. 29	USF	L, 1-3	*	3	0	0	1	.000	0	1	0	0	3	0	0	0	0	0	1.0
Sept. 4	vs. Eastern Michigan	W, 3-0	*	3	1	0	1	1.000	2	0	3	0	3	0	0	0	0	0	1.0
Sept. 5	vs. North Dakota State	W, 3-2	*	5	3	0	5	.600	1	0	2	0	14	0	0	0	0	0	3.0
Sept. 5	at Northern Colorado	W, 3-0	*	3	0	1	2	-.500	1	0	2	1	4	0	0	0	0	0	0.0
Sept. 10	at FIU	L, 0-3	*	3	0	0	1	.000	1	1	0	2	10	0	0	0	0	0	1.0
Sept. 11	Middle Tennessee State	W, 3-1	*	4	0	0	0	.000	0	2	2	0	4	0	1	1	0	0	2.5
Sept. 12	Albany (N.Y.)	W, 3-0	*	3	1	0	1	1.000	1	0	0	1	7	0	0	0	0	0	1.0
Sept. 18	at #19 Florida State	L, 0-3	*	3	0	0	2	.000	0	0	2	1	2	0	0	0	0	0	0.0
Sept. 19	vs. Notre Dame	L, 2-3	*	5	0	0	0	.000	1	0	0	1	5	0	0	0	0	0	0.0
Sept. 25	Virginia	W, 3-1	*	4	13	5	30	.267	1	3	1	1	10	0	1	1	0	0	16.5
Sept. 27	Virginia Tech	L, 2-3	*	5	7	1	31	.194	1	2	0	0	11	2	3	5	1	0	12.5
Oct. 2	Clemson	L, 2-3	*	5	5	5	25	.000	1	3	3	1	12	0	2	2	0	0	9.0
Oct. 4	Georgia Tech	W, 3-2	*	5	2	4	18	-.111	0	2	3	1	7	0	1	1	0	0	4.5
Oct. 8	at Wake Forest	W, 3-1	*	4	0	0	5	.000	0	0	2	0	4	0	0	0	0	0	0.0
Oct. 9	at Duke	L, 0-3	*	3	0	1	10	-.100	1	1	1	0	8	0	0	0	0	0	1.0
Oct. 16	at Boston College	W, 3-1	*	4	3	0	6	.500	1	3	2	0	11	0	0	0	0	0	6.0
Oct. 18	at Maryland	W, 3-0	*	3	1	0	8	.125	0	1	1	0	8	0	0	0	0	0	2.0
Oct. 23	North Carolina	L, 0-3	*	3	1	1	7	.000	1	1	2	1	9	0	0	0	0	0	2.0
Oct. 25	NC State	W, 3-0	*	3	0	0	1	.000	1	1	0	0	4	0	0	0	0	0	1.0









#12 Lizzie Hale • Outside Hitter/Right Side • 6-0 • Freshman • Menlo Park, Calif. • Menlo HS

**2009 Match Highs****Career Match Highs**

Attempts:	12, at Boston College (10/16)	Same
Kills:	3, at Boston College (10/16)	Same
Hitting:	.167, at Boston College (10/16)	Same
Digs:	18, at Boston College (10/16)	Same
Aces:	3, twice	Same
Blocks:	2, at Boston College (10/16)	Same

DATE	OPPONENT	RESULT	MS	SP	K	E	TA	PCT	A	SA	SE	RE	DIG	BS	BA	TOT	BE	BHE	PTS
Aug. 28	Florida Gulf Coast	W, 3-0	<i>DNP</i>																
Aug. 29	Prairie View A&M	W, 3-0		2	1	0	2	.500	0	0	0	0	0	0	1	1	0	0	1.5
Aug. 29	USF	L, 1-3	<i>DNP</i>																
Sept. 4	vs. Eastern Michigan	W, 3-0		2	0	0	0	.000	0	0	1	0	1	0	0	0	0	0	0.0
Sept. 5	vs. North Dakota State	W, 3-2		4	0	0	0	.000	0	1	0	0	1	0	0	0	0	0	1.0
Sept. 5	at Northern Colorado	W, 3-0		3	1	0	1	1.000	0	1	1	0	1	0	0	0	0	0	2.0
Sept. 10	at FIU	L, 0-3		3	0	0	0	.000	0	0	0	0	1	0	0	0	0	0	0.0
Sept. 11	Middle Tennessee State	W, 3-1		3	0	0	0	.000	0	0	1	0	0	0	0	0	0	0	0.0
Sept. 12	Albany (N.Y.)	W, 3-0		3	0	0	0	.000	0	0	0	0	1	0	0	0	0	0	0.0
Sept. 18	at #19 Florida State	L, 0-3		3	0	0	0	.000	0	0	0	0	1	0	0	0	0	0	0.0
Sept. 19	vs. Notre Dame	L, 2-3		5	0	0	0	.000	0	0	0	0	2	0	0	0	0	0	0.0
Sept. 25	Virginia	W, 3-1		4	0	0	0	.000	1	1	0	1	1	0	0	0	0	0	1.0
Sept. 27	Virginia Tech	L, 2-3		5	0	0	0	.000	0	2	2	0	6	0	0	0	0	0	2.0
Oct. 2	Clemson	L, 2-3		5	0	0	1	.000	0	0	0	0	8	0	0	0	0	0	0.0
Oct. 4	Georgia Tech	W, 3-2		5	0	0	1	.000	2	1	1	0	9	0	0	0	0	0	1.0
Oct. 8	at Wake Forest	W, 3-1		4	0	0	1	.000	0	0	1	0	11	0	0	0	0	0	0.0
Oct. 9	at Duke	L, 0-3		3	0	0	1	.000	0	1	0	0	8	0	0	0	0	0	1.0
Oct. 16	at Boston College	W, 3-1	*	4	3	1	12	.167	3	3	1	2	18	0	2	2	0	0	7.0
Oct. 18	at Maryland	W, 3-0	*	3	1	1	6	.000	1	3	0	1	8	0	1	1	0	0	4.5
Oct. 23	North Carolina	L, 3-0		3	0	2	2	-1.000	2	1	0	1	5	0	0	0	0	0	1.0
Oct. 25	NC State	W, 3-0		3	0	0	0	.000	1	0	0	0	12	0	0	0	0	0	0.0







#17 Christine Williamson • Outside Hitter/Right Side • 5-11 • Sophomore • Tampa, Fla. • Plant HS

	<u>2009 Match Highs</u>	<u>Career Match Highs</u>
Attempts:	35, vs. Georgia Tech (10/4)	Same
Kills:	14, three times	Same
Hitting:	.367, at Boston College (10/16)	Same
Digs:	3, twice	3, seven times
Aces:	N/A	N/A
Blocks:	7, at Wake Forest (10/8)	Same

DATE	OPONENT	RESULT	MS	SP	K	E	TA	PCT	A	SA	SE	RE	DIG	BS	BA	TOT	BE	BHE	PTS
Aug. 28	Florida Gulf Coast	W, 3-0		2	1	0	3	.333	0	0	0	0	1	1	1	2	0	0	2.5
Aug. 29	Prairie View A&M	W, 3-0		1	1	0	2	.500	0	0	1	0	1	0	0	0	0	0	1.0
Aug. 29	USF	L, 1-3		4	5	3	10	.200	0	0	0	0	2	1	2	3	0	0	7.0
Sept. 4	vs. Eastern Michigan	W, 3-0	<i>DNP</i>																
Sept. 5	vs. North Dakota State	W, 3-2		2	3	1	9	.222	1	0	0	0	2	0	1	1	0	0	1.0
Sept. 5	at Northern Colorado	W, 3-0	<i>DNP</i>																
Sept. 10	at FIU	L, 0-3		2	3	1	7	.286	0	0	0	0	0	0	1	1	0	0	3.5
Sept. 11	Middle Tennessee State	W, 3-1		1	0	3	3	-1.000	1	0	0	0	1	0	0	0	0	0	0.0
Sept. 12	Albany (N.Y.)	W, 3-0	<i>DNP</i>																
Sept. 18	at #19 Florida State	L, 0-3		3	5	1	12	.333	0	0	0	0	1	0	1	1	0	0	5.5
Sept. 19	vs. Notre Dame	L, 2-3		4	1	1	5	.000	0	0	0	1	1	0	1	1	1	0	1.5
Sept. 25	Virginia	W, 3-1	*	4	2	2	8	.000	3	0	2	0	1	0	0	0	0	0	2.0
Sept. 27	Virginia Tech	L, 2-3	*	5	5	3	11	.182	0	0	0	1	0	0	1	1	1	0	5.5
Oct. 2	Clemson	L, 2-3	*	5	10	8	21	.095	2	0	0	0	2	0	0	0	0	0	10.0
Oct. 4	Georgia Tech	W, 3-2	*	5	14	6	35	.229	1	0	0	0	1	1	0	1	2	0	15.0
Oct. 8	at Wake Forest	W, 3-1		4	14	5	30	.300	0	0	0	0	2	2	5	7	2	0	18.5
Oct. 9	at Duke	L, 0-3		3	8	4	23	.174	0	0	0	0	2	0	1	1	0	0	8.5
Oct. 16	at Boston College	W, 3-1		4	12	1	30	.367	0	0	0	0	1	0	2	2	0	0	13.0
Oct. 18	at Maryland	W, 3-0		3	4	2	18	.111	0	0	0	0	3	0	2	2	0	0	5.0
Oct. 23	North Carolina	L, 0-3		3	4	5	12	-.083	0	0	0	1	1	0	0	1	0	0	4.0
Oct. 25	NC State	W, 3-0		3	14	7	28	.250	0	0	0	2	3	0	0	0	0	0	14.0

**#21 Ali Becker • Middle Blocker • 6-1 • Sophomore • Katy, Texas • Cinco Ranch HS****Awards: 2009** – Hampton Inn & Suites Northern Colorado All-Tournament Team

	<u>2009 Match Highs</u>	<u>Career Match Highs</u>
Attempts:	33, vs. Clemson (10/2)	Same
Kills:	14, at Notre Dame (9/19)	Same
Hitting:	.500, twice	.500, three times
Digs:	5, twice	Same
Aces:	2, at Maryland (10/18)	Same
Blocks:	10, at Wake Forest (10/8)	Same

DATE	OPPONENT	RESULT	MS	SP	K	E	TA	PCT	A	SA	SE	RE	DIG	BS	BA	TOT	BE	BHE	PTS
Aug. 28	Florida Gulf Coast	W, 3-0	*	3	6	2	10	.400	0	0	1	0	1	0	0	0	0	0	6.0
Aug. 29	Prairie View A&M	W, 3-0	*	3	3	0	3	1.000	0	0	1	0	0	1	0	1	0	0	4.0
Aug. 29	USF	L, 1-3	*	4	5	1	12	.333	0	0	0	0	2	0	8	8	2	0	9.0
Sept. 4	vs. Eastern Michigan	W, 3-0	*	3	12	1	22	.500	0	0	2	0	0	0	3	3	0	0	13.5
Sept. 5	vs. North Dakota State	W, 3-2	*	5	11	3	29	.276	1	0	1	0	2	1	2	3	0	0	13.0
Sept. 5	at Northern Colorado	W, 3-0	*	3	6	2	15	.267	0	0	0	0	0	0	6	6	0	0	9.0
Sept. 10	at FIU	L, 0-3	*	3	4	1	9	.333	0	0	0	0	1	0	2	2	0	0	5.0
Sept. 11	Middle Tennessee State	W, 3-1	*	4	8	2	19	.316	1	0	1	1	5	0	5	5	0	0	10.5
Sept. 12	Albany (N.Y.)	W, 3-0	*	3	8	1	19	.368	0	0	1	0	1	0	4	4	1	0	10.0
Sept. 18	at #19 Florida State	L, 0-3	*	3	5	5	13	.000	0	0	1	0	0	1	2	3	0	0	7.0
Sept. 19	vs. Notre Dame	L, 2-3	*	5	14	3	26	.423	0	0	0	0	0	0	4	4	0	0	16.0
Sept. 25	Virginia	W, 3-1	*	4	8	2	20	.300	0	0	3	0	2	1	2	3	0	0	10.0
Sept. 27	Virginia Tech	L, 2-3	*	5	13	6	27	.259	0	0	0	0	4	0	6	6	0	0	16.0
Oct. 2	Clemson	L, 2-3	*	5	10	5	33	.152	0	0	1	0	0	1	3	4	0	0	12.5
Oct. 4	Georgia Tech	W, 3-2	*	5	5	4	12	.083	1	0	2	0	0	1	2	3	0	0	7.0
Oct. 8	at Wake Forest	W, 3-1	*	4	12	1	28	.393	0	1	0	0	5	0	10	10	0	0	18.0
Oct. 9	at Duke	L, 0-3	*	3	2	2	15	.000	0	0	0	0	2	0	0	0	0	0	2.0
Oct. 16	at Boston College	W, 3-1	*	4	1	3	9	-.222	0	1	0	0	3	0	0	0	0	0	2.0
Oct. 18	at Maryland	W, 3-0	*	3	7	3	15	.267	0	2	2	0	2	0	3	3	0	0	10.5
Oct. 23	North Carolina	L, 0-3	*	3	7	1	12	.500	0	0	0	0	3	1	1	2	2	0	8.5
Oct. 25	NC State	W, 3-0	*	3	8	3	19	.263	0	0	1	0	3	0	1	1	1	0	8.5





#23 Nrithya Sundararaman • Right Side/Setter • 5-10 • Freshman • Naperville, Ill. • Naperville HS

	<u>2009 Match Highs</u>	<u>Career Match Highs</u>
Assists:	58, vs. Clemson (10/2)	Same
Attempts:	14, vs. North Dakota State (9/5)	Same
Kills:	8, twice	Same
Hitting:	.778, vs. Middle Tennessee State (9/11)	Same
Digs:	14, vs. Virginia (9/25)	Same
Aces:	1, four times	Same
Blocks:	6, at Wake Forest (10/8)	Same

DATE	OPONENT	RESULT	MS	SP	K	E	TA	PCT	A	SA	SE	RE	DIG	BS	BA	TOT	BE	BHE	PTS
Aug. 28	Florida Gulf Coast	W, 3-0	*	3	2	0	8	.250	34	0	2	0	2	0	2	2	0	2	3.0
Aug. 29	Prairie View A&M	W, 3-0	*	3	5	1	6	.667	19	1	1	0	1	0	2	2	0	0	7.0
Aug. 29	USF	L, 1-3	*	4	2	2	8	.000	39	1	2	0	10	0	1	1	0	0	3.5
Sept. 4	vs. Eastern Michigan	W, 3-0		3	8	1	13	.538	0	0	0	0	0	0	0	0	0	1	8.0
Sept. 5	vs. North Dakota State	W, 3-2		5	8	3	14	.357	2	0	0	0	1	0	1	1	0	0	8.5
Sept. 5	at Northern Colorado	W, 3-0		3	5	2	12	.250	2	0	0	0	0	0	4	4	0	0	7.0
Sept. 10	at FIU	L, 0-3		3	1	1	9	.000	3	0	0	0	0	0	1	1	0	0	1.5
Sept. 11	Middle Tennessee State	W, 3-1		4	7	0	9	.778	0	0	0	0	1	0	4	4	0	0	9.0
Sept. 12	Albany (N.Y.)	W, 3-0		3	5	2	12	.250	2	0	0	0	0	0	1	1	0	0	5.5
Sept. 18	at #19 Florida State	L, 0-3		3	1	3	4	-.500	0	0	0	0	0	0	1	1	0	0	1.5
Sept. 19	vs. Notre Dame	L, 2-3		5	2	1	10	.100	1	0	0	0	1	0	1	1	0	1	2.5
Sept. 25	Virginia	W, 3-1	*	4	2	0	7	.286	49	1	2	0	14	1	0	1	2	0	4.0
Sept. 27	Virginia Tech	L, 2-3	*	5	3	2	8	.125	44	0	0	0	11	0	2	2	0	0	4.0
Oct. 2	Clemson	L, 2-3	*	5	2	0	7	.286	58	1	1	0	7	0	1	1	1	2	3.5
Oct. 4	Georgia Tech	W, 3-2	*	5	2	2	12	.000	54	0	0	0	9	1	4	5	0	1	5.0
Oct. 8	at Wake Forest	W, 3-1	*	4	1	1	4	.000	53	0	0	0	5	0	6	6	0	0	4.0
Oct. 9	at Duke	L, 0-3	*	3	3	1	9	.222	29	0	0	0	5	0	3	3	1	0	4.5
Oct. 16	at Boston College	W, 3-1	*	4	3	2	8	.125	49	0	1	0	4	1	2	2	2	1	5.0
Oct. 18	at Maryland	W, 3-0	*	3	1	1	2	.000	36	0	1	0	5	0	0	0	0	0	1.0
Oct. 23	North Carolina	L, 0-3	*	3	4	0	8	.500	27	0	0	0	10	0	1	1	1	1	4.5
Oct. 25	NC State	W, 3-0	*	3	3	1	8	.250	42	0	1	0	5	0	0	0	0	0	3.0

**#32 Lici McGee • Middle Blocker • 6-3 • Junior • Warr Acres, Okla. • Putnam City HS****Awards: 2009 – Hurricane Invitational All-Tournament Team; Miami/FIU Invitational All-Tournament Team****2009 Match Highs**

Assists: 1, three times  
 Attempts: 27, vs. Virginia (9/25)  
 Kills: 14, at Wake Forest (10/8)  
 Hitting: .700, at Maryland (10/18)  
 Digs: 3, vs. Virginia Tech (9/27)  
 Blocks: 9, vs. North Dakota State (9/5)

**Career Match Highs**

2, vs. UL-Monroe (8/30/08)  
 Same  
 14, twice  
 .778, vs. UT-Pan American (8/30/08)  
 3, four times  
 11, vs. Florida State (9/19/08)

DATE	OPONENT	RESULT	MS	SP	K	E	TA	PCT	A	SA	SE	RE	DIG	BS	BA	TOT	BE	BHE	PTS
Aug. 28	Florida Gulf Coast	W, 3-0	*	3	10	3	19	.368	0	0	0	0	1	1	4	5	1	0	13.0
Aug. 29	Prairie View A&M	W, 3-0	*	3	8	1	14	.500	0	0	0	0	0	0	4	4	1	0	10.0
Aug. 29	USF	L, 1-3	*	4	9	6	21	.143	0	0	0	0	1	0	2	2	1	0	10.0
Sept. 4	vs. Eastern Michigan	W, 3-0	*	3	5	0	13	.385	0	0	0	0	1	0	0	0	0	0	5.0
Sept. 5	vs. North Dakota State	W, 3-2	*	5	9	5	23	.174	0	0	0	0	1	2	7	9	0	0	14.5
Sept. 5	at Northern Colorado	W, 3-0	*	3	9	3	18	.333	1	0	0	0	0	0	2	2	0	0	10.0
Sept. 10	at FIU	L, 0-3	*	3	7	3	15	.267	0	0	0	0	2	0	4	4	1	0	9.0
Sept. 11	Middle Tennessee State	W, 3-1	*	4	9	3	20	.300	0	0	0	0	0	1	3	4	0	0	11.5
Sept. 12	Albany (N.Y.)	W, 3-0	*	3	7	3	18	.222	0	0	0	0	1	2	5	7	1	0	11.5
Sept. 18	at #19 Florida State	L, 0-3	*	3	5	2	10	.300	0	0	0	0	1	1	1	2	0	0	6.5
Sept. 19	vs. Notre Dame	L, 2-3	*	5	3	4	15	-.067	0	0	0	0	0	0	3	3	1	1	4.5
Sept. 25	Virginia	W, 3-1	*	4	11	3	21	.381	1	0	0	0	1	2	1	3	2	0	13.5
Sept. 27	Virginia Tech	L, 2-3	*	5	6	5	27	.037	0	0	0	0	3	3	4	7	3	0	11.0
Oct. 2	Clemson	L, 2-3	*	2	0	1	4	-.250	0	0	0	0	0	0	0	0	0	0	0.0
Oct. 4	Georgia Tech	W, 3-2	*	5	12	6	25	.240	0	0	0	0	0	1	5	6	0	0	15.5
Oct. 8	at Wake Forest	W, 3-1	*	4	14	3	26	.423	0	0	0	0	2	0	2	2	4	0	15.0
Oct. 9	at Duke	L, 0-3	*	3	6	2	17	.235	0	0	0	0	1	0	4	4	2	0	8.0
Oct. 16	at Boston College	W, 3-1		3	2	1	8	.125	0	0	0	0	0	1	3	4	0	0	4.5
Oct. 18	at Maryland	W, 3-0		3	8	1	10	.700	1	0	0	0	1	0	1	1	0	0	8.5
Oct. 23	North Carolina	L, 0-3	*	3	6	4	17	.118	1	0	0	0	0	2	1	3	2	0	8.5
Oct. 25	NC State	W, 3-0	*	3	13	1	21	.571	0	0	0	0	1	0	2	2	0	0	14.0

**#36 Cassie Loessberg • Libero/Defensive Specialist • 5-7 • Senior • Sacramento, Calif. • St. Francis HS****Awards: 2009** – Hampton Inn & Suites Northern Colorado All-Tournament Team**2009 Match Highs**

Hitting: .500, vs. Virginia (9/25)  
 Kills: 1, vs. Virginia (9/25)  
 Attempts: 2, four times  
 Aces: 2, three times  
 Digs: 39, vs. North Dakota State (9/5)  
 Assists: 6, vs. USF (8/29)  
 Blocks: N/A

**Career Match Highs**

.364, vs. Virginia (11/11/06)  
 10 vs. Virginia (11/11/06)  
 22 vs. Virginia (11/11/06)  
 6, vs. North Carolina (10/18/08)  
 49 vs. UT-Arlington (8/25/07)  
 6, three times  
 2, twice

DATE	OPPONENT	RESULT	MS	SP	K	E	TA	PCT	A	SA	SE	RE	DIG	BS	BA	TOT	BE	BHE	PTS
Aug. 28	Florida Gulf Coast	W, 3-0	*	3	0	0	1	.000	2	1	1	1	22	0	0	0	0	0	1.0
Aug. 29	Prairie View A&M	W, 3-0	*	3	0	0	0	.000	1	1	1	2	2	0	0	0	0	0	1.0
Aug. 29	USF	L, 1-3	*	4	0	0	0	.000	6	1	1	2	16	0	0	0	0	0	1.0
Sept. 4	vs. Eastern Michigan	W, 3-0	*	3	0	0	0	.000	0	0	0	1	30	0	0	0	0	0	0.0
Sept. 5	vs. North Dakota State	W, 3-2	*	5	0	1	2	-.500	4	0	1	0	39	0	0	0	0	0	0.0
Sept. 5	at Northern Colorado	W, 3-0	*	3	0	0	0	.000	0	0	0	1	17	0	0	0	0	0	0.0
Sept. 10	at FIU	L, 0-3	*	3	0	0	0	.000	0	0	1	0	12	0	0	0	0	0	0.0
Sept. 11	Middle Tennessee State	W, 3-1	*	4	0	0	0	.000	4	1	0	1	32	0	0	0	0	0	1.0
Sept. 12	Albany (N.Y.)	W, 3-0	*	3	0	0	0	.000	3	1	1	0	17	0	0	0	0	0	1.0
Sept. 18	at #19 Florida State	L, 0-3	*	3	0	1	1	-1.000	2	0	1	0	9	0	0	0	0	0	0.0
Sept. 19	vs. Notre Dame	L, 2-3	*	5	0	0	1	.000	6	2	1	3	20	0	0	0	0	0	2.0
Sept. 25	Virginia	W, 3-1	*	4	1	0	2	.500	2	0	0	2	27	0	0	0	0	0	1.0
Sept. 27	Virginia Tech	L, 2-3	*	5	0	0	1	.000	1	0	1	1	13	0	0	0	0	0	0.0
Oct. 2	Clemson	L, 2-3	*	5	0	0	1	.000	2	2	1	1	28	0	0	0	0	0	2.0
Oct. 4	Georgia Tech	W, 3-2	*	5	0	0	1	.000	2	0	1	0	32	0	0	0	0	0	0.0
Oct. 8	at Wake Forest	W, 3-1	*	4	0	0	0	.000	2	1	1	0	22	0	0	0	0	0	1.0
Oct. 9	at Duke	L, 0-3	*	3	0	0	2	.000	2	0	0	1	15	0	0	0	0	0	0.0
Oct. 16	at Boston College	W, 3-1	*	4	0	0	1	.000	2	1	0	3	11	0	0	0	0	0	1.0
Oct. 18	at Maryland	W, 3-0	*	3	0	0	0	.000	2	2	0	2	13	0	0	0	0	0	2.0
Oct. 23	North Carolina	L, 0-3	*	3	0	0	0	.000	3	0	0	1	8	0	0	0	0	0	0.0
Oct. 25	NC State	W, 3-0	*	3	0	0	0	.000	1	0	0	1	15	0	0	0	0	0	0.0

# Last Four Miami Box Scores...



## Volleyball Box Score 2009 University of Miami Volleyball Miami vs Boston College (Oct 16, 2009 at Chestnut Hill, Mass.)



#	Miami	S	Attack				Ast	Serve			Dig	Block			BHE	Pts
			K	E	TA	Pct		SA	SE	RE		BS	BA	BE		
2	Lane Carico	4	25	3	52	.423	1	0	2	1	13	0	2	0	0	26.0
4	Ariell Cooke	4	9	2	20	.350	0	0	0	0	4	1	5	0	0	12.5
6	Maria Andersson	4	3	0	6	.500	1	3	2	0	11	0	0	0	0	6.0
12	Lizzie Hale	4	3	1	12	.167	3	3	1	2	18	0	2	0	0	7.0
21	Ali Becker	4	1	3	9	-.222	0	1	0	0	3	0	0	0	0	2.0
23	Nrithya Sundararaman	4	3	2	8	.125	49	0	1	0	4	1	2	2	1	5.0
17	Christine Williamson	4	12	1	30	.367	0	0	0	0	1	0	2	0	0	13.0
32	Lici McGee	3	2	1	8	.125	0	0	0	0	1	0	3	0	0	4.5
36	Cassie Loessberg	4	0	0	1	.000	2	1	0	0	3	11	0	0	0	1.0
Team											1					
Totals		4	58	13	146	.308	56	8	6	7	65	3	16	2	1	77.0

### Team Attack By Set

Set	K	E	TA	Pct	Sideout	Pct
1	15	3	38	.316	11-25	43%
2	17	4	37	.351	12-13	92%
3	13	4	28	.281	9-18	50%
4	13	2	39	.282	0-19	0%

### SET SCORES

1	2	3	4	Team Records:
Miami (3)	24	25	25	11-7, 4-4 ACC
Boston College (1)	26	12	18	11-8, 1-7 ACC

TOTAL TEAM BLOCKS: 11.0

#	Boston College	S	Attack				Ast	Serve			Dig	Block			BHE	Pts
			K	E	TA	Pct		SA	SE	RE		BS	BA	BE		
1	Taylor Williams	4	24	5	47	.404	0	0	0	1	2	0	2	0	0	25.0
2	Krissy Mussenden	4	1	0	5	.200	37	0	2	0	16	0	0	1	0	1.0
6	Morgan Fry-Pasic	4	9	11	41	-.049	0	3	0	2	6	0	0	1	0	12.0
8	Krystle Higgins	4	5	15	18	.000	0	0	1	0	1	4	1	0	0	9.5
9	Tsvetelina Dureva	4	1	2	7	-.143	1	2	0	1	11	0	0	1	0	3.0
13	Melanie Cimino	4	4	2	17	.118	2	0	0	1	3	0	3	0	0	5.5
3	Dani Moskitis	1	0	0	0	.000	0	0	0	0	0	0	0	0	0	0.0
7	Kristen Badger	4	0	0	3	.000	1	1	0	1	11	0	0	0	0	1.0
11	Brennan Clark	4	0	0	0	.000	1	1	2	1	13	0	0	0	0	1.0
12	Clare Flood	3	2	1	10	.100	0	0	0	0	0	2	0	0	0	3.0
14	Val Mattaliano	1	0	1	1	-1.000	0	0	0	0	0	0	0	0	0	0.0
Team											1					
Totals		4	46	27	149	.128	42	7	5	8	63	4	8	3	0	61.0

### Team Attack By Set

Set	K	E	TA	Pct	Sideout	Pct
1	17	8	41	.220	10-25	40%
2	6	5	33	.030	12-24	50%
3	12	6	31	.194	8-25	31%
4	11	8	44	.068	0-24	0%

Site: Chestnut Hill, Mass. (Power Gymnasium)  
Date: Oct 16, 2009 Attend: 142 Time: 1:53  
Referees: Mark Prater, Michelle Prater  
Next UM match: at Maryland (Oct. 18) at 1 p.m. in College Park, Md.

TOTAL TEAM BLOCKS: 8.0



## Volleyball Box Score 2009 University of Miami Volleyball Miami vs Maryland (Oct 18, 2009 at College Park, Md.)



#	Miami	S	Attack				Ast	Serve			Dig	Block			BHE	Pts
			K	E	TA	Pct		SA	SE	RE		BS	BA	BE		
2	Lane Carico	3	18	6	40	.300	0	0	0	3	6	0	1	0	0	18.5
4	Ariell Cooke	2	4	1	6	.500	0	0	0	0	2	0	0	0	0	4.0
6	Maria Andersson	3	1	0	8	.125	0	1	0	0	8	0	0	0	0	2.0
12	Lizzie Hale	3	1	1	6	.000	1	3	0	1	8	0	1	0	0	4.5
21	Ali Becker	3	7	3	15	.267	0	2	2	0	2	0	3	0	0	10.5
23	Nrithya Sundararaman	3	1	1	2	.000	36	0	1	0	5	0	0	0	0	1.0
17	Christine Williamson	3	4	2	18	.111	0	0	0	0	3	0	2	0	0	5.0
32	Lici McGee	3	8	1	10	.700	1	0	0	0	1	0	1	0	0	8.5
36	Cassie Loessberg	3	0	0	0	.000	2	2	0	2	13	0	0	0	0	2.0
Totals		3	44	15	105	.276	40	8	4	6	48	0	8	0	0	56.0

### Team Attack By Set

Set	K	E	TA	Pct	Sideout	Pct
1	12	5	40	.175	11-24	45%
2	16	5	38	.289	12-15	80%
3	16	5	27	.407	9-19	47%

TOTAL TEAM BLOCKS: 4.0

### SET SCORES

1	2	3	Team Records:	
Miami (3)	25	25	25	12-7, 5-4 ACC
Maryland (0)	23	15	18	10-12, 2-7 ACC

#	Maryland	S	Attack				Ast	Serve			Dig	Block			BHE	Pts
			K	E	TA	Pct		SA	SE	RE		BS	BA	BE		
3	Katie Usher	3	5	1	18	.222	0	2	2	0	2	0	3	0	0	8.5
5	Remy McBain	3	1	2	7	-.143	12	0	0	0	1	0	2	0	1	2.0
10	Taylor Jones	2	1	0	1	1.000	5	0	0	0	4	0	0	0	0	1.0
11	Lisa Scott	3	4	2	15	.133	0	0	0	0	0	3	2	0	1	8.0
13	Brittney Grove	3	5	4	19	.053	0	1	0	5	13	0	0	1	0	6.0
18	Maddi Lee	3	11	2	28	.321	0	0	0	1	1	0	0	1	0	11.0
2	Kara Bates	3	3	1	13	.154	0	0	0	0	0	0	3	1	0	4.5
4	Sharon Strizak	1	0	0	0	.000	0	0	0	0	0	0	0	0	0	0.0
7	Christina Paul	3	0	0	0	.000	0	0	0	0	2	0	0	0	0	0.0
12	Hayley Hanson	2	0	0	0	.000	4	1	0	0	2	0	0	0	0	1.0
20	Sam Rosario	3	0	0	0	.000	1	2	2	0	11	0	0	0	0	2.0
21	Bethany Springer	3	0	1	1	-1.000	0	0	2	2	0	0	0	0	0	0.0
Totals		3	30	13	102	.167	22	6	4	8	38	3	10	3	2	44.0

### Team Attack By Set

Set	K	E	TA	Pct	Sideout	Pct
1	15	5	45	.222	10-24	41%
2	6	3	28	.107	12-25	47%
3	9	5	29	.138	8-24	33%

Site: College Park, Md. (Comcast Pavilion)  
Date: Oct 18, 2009 Attend: 297 Time: 1:24  
Referees: Corney Galdones, Steve Burinsky

1	2	3	Total	
Tie scores	1	3	0	4
Lead changes	1	2	0	3

TOTAL TEAM BLOCKS: 8.0



## Volleyball Box Score 2009 University of Miami Volleyball North Carolina vs Miami (Oct 23, 2009 at Coral Gables, Fla.)



#	North Carolina	S	Attack				Ast	Serve			Dig	Block			BHE	Pts
			K	E	TA	Pct		SA	SE	RE		BS	BA	BE		
1	Megan Owens	3	6	3	21	.143	1	0	1	0	15	0	1	0	0	6.5
3	Corra Harms	3	1	0	3	.333	40	0	1	0	12	0	0	0	0	2.0
6	Branagan Fuller	3	16	3	39	.333	1	1	2	0	5	0	0	0	0	17.0
8	Courtney Johnston	3	10	1	17	.529	0	1	0	0	0	2	1	0	0	12.0
10	Heather Brooks	3	7	2	20	.250	2	0	2	0	0	3	2	0	0	8.5
20	I.Hanson-Tumland	3	11	1	19	.526	0	0	0	0	4	0	1	0	0	15.0
2	Erica Behm	2	0	0	0	.000	0	0	1	0	1	0	0	0	0	0.0
4	Kaylie Gibson	3	0	0	0	.000	1	0	1	1	10	0	0	0	0	0.0
9	Cayla Shortley	2	0	0	0	.000	0	1	0	0	1	0	0	0	0	1.0
18	Aleksandra Georgieva	3	0	0	0	.000	0	2	1	1	1	0	0	0	0	2.0
Totals		3	51	10	119	.345	45	5	9	2	45	4	6	4	2	63.0

### Team Attack By Set

Set	K	E	TA	Pct	Sideout	Pct
1	17	5	36	.333	14-22	63%
2	19	4	53	.283	16-26	61%
3	15	1	30	.467	11-14	78%

### SET SCORES



**2009 University of Miami Volleyball**  
**Miami Overall Team Statistics (as of Oct 26, 2009)**  
**All matches**



Overall record: 13-8 Conf: 6-5 Home: 7-4 Away: 4-3 Neutral: 2-1

<b>Team Statistics</b>	<b>UM</b>	<b>OPP</b>
<b>ATTACK</b>		
Kills	1049	1020
Errors	393	446
Total Attacks	2760	2914
Attack Pct	.238	.197
Kills/Set	13.4	13.1
<b>SET</b>		
Assists	969	927
Attempts	2718	2856
Assist Pct	.357	.325
Assists/Set	12.4	11.9
<b>SERVE</b>		
Aces	85	82
Errors	121	156
Attempts	1788	1669
Serve Pct	.932	.907
Aces/Set	1.1	1.1
<b>SERVE RECEPTIONS</b>		
Errors	82	85
Errors/Set	1.1	1.1
Attempts	1511	1664
Reception Pct	.946	.949
<b>DEFENSE</b>		
Digs	1237	1153
Digs/Set	15.9	14.8
<b>BLOCKING</b>		
Block Solo	50	54
Block Assist	263	185
Total Blocks	181.5	146.5
Blocks/Set	2.3	1.9
Block Errors	62	48
Ball handling errors	14	23
<b>ATTENDANCE</b>		
Total	4781	3398
Dates/Avg Per Date	11/435	7/485
Neutral site #/Avg	3/101	
Current win streak	1	-
Home win streak	1	-

<b>Match wins by #sets</b>	<b>1st</b>	<b>2nd</b>	<b>3rd</b>	<b>4th</b>	<b>5th</b>	<b>Total</b>
Miami	0	0	7	4	2	13
Opponents	0	0	4	1	3	8

<b>Sets won by set</b>	<b>1st</b>	<b>2nd</b>	<b>3rd</b>	<b>4th</b>	<b>5th</b>	<b>Total</b>
Miami	14	12	13	5	2	46
Opponents	7	9	8	5	3	32

<b>Points by set</b>	<b>1st</b>	<b>2nd</b>	<b>3rd</b>	<b>4th</b>	<b>5th</b>	<b>Total</b>
Miami	507	492	489	236	67	1791
Opponents	459	457	462	217	60	1655





**2009 University of Miami Volleyball**  
**Miami Overall Individual Statistics (as of Oct 26, 2009)**  
**All matches**



Overall record: 13-8 Conf: 6-5 Home: 7-4 Away: 4-3 Neutral: 2-1

##	Player	sp	mp-ms	Attack					Set				Serve				
				k	k/s	e	ta	pct	a	a/s	ta	pct	sa	sa/s	se	ta	pct
2	Lane Carico	78	21-21	349	4.47	113	893	.264	15	0.19	93	.161	13	0.17	29	282	.897
4	Ariell Cooke	48	17-6	35	0.73	19	106	.151	11	0.23	31	.355	0	0.00	1	13	.923
5	Jenna Berkley	7	4-0	0	0.00	1	6	-.167	0	0.00	0	.000	0	0.00	0	0	.000
6	Maria Andersson	78	21-21	39	0.50	18	159	.132	16	0.21	94	.170	28	0.36	29	324	.910
9	Katie Gallagher	29	8-8	28	0.97	3	70	.357	299	10.31	698	.428	3	0.10	8	100	.920
11	Genny Mayhew	38	11-11	101	2.66	43	312	.186	12	0.32	52	.231	5	0.13	1	163	.994
12	Lizzie Hale	67	19-2	6	0.09	4	27	.074	10	0.15	41	.244	14	0.21	8	253	.968
16	Griffin Udelson	17	8-0	0	0.00	0	0	.000	1	0.06	2	.500	1	0.06	3	38	.921
17	Christine Williamson	58	18-4	106	1.83	53	267	.199	8	0.14	28	.286	0	0.00	3	9	.667
21	Ali Becker	78	21-21	155	1.99	51	367	.283	3	0.04	17	.176	4	0.05	16	137	.883
23	Nrithya Sundararaman	78	21-13	70	0.90	26	178	.247	543	6.96	1428	.380	4	0.05	11	142	.923
32	Lici McGee	74	21-19	159	2.15	60	362	.273	4	0.05	20	.200	0	0.00	0	0	.000
36	Cassie Loessberg	78	21-0	1	0.01	2	13	-.077	47	0.60	213	.221	13	0.17	12	327	.963
	MIAMI	78	21-21	1049	13.45	393	2760	.238	969	12.42	2718	.357	85	1.09	121	1788	.932
	Opponents	78	21-21	1020	13.08	446	2914	.197	927	11.88	2856	.325	82	1.05	156	1669	.907

##	Player	sp	Recept			Dig		Blocking					Points		
			re	ta	pct	dig	dig/s	bs	ba	total	blk/s	be	bhe	pts	pts/s
2	Lane Carico	78	15	349	.957	264	3.38	7	23	30	0.38	12	0	380.5	4.88
4	Ariell Cooke	48	0	5	1.000	19	0.40	6	13	19	0.40	5	1	47.5	0.99
5	Jenna Berkley	7	1	1	.000	0	0.00	0	1	1	0.14	0	0	0.5	0.07
6	Maria Andersson	78	11	304	.964	146	1.87	2	8	10	0.13	1	0	73.0	0.94
9	Katie Gallagher	29	0	0	.000	57	1.97	0	22	22	0.76	3	2	42.0	1.45
11	Genny Mayhew	38	9	202	.955	86	2.26	4	15	19	0.50	2	1	117.5	3.09
12	Lizzie Hale	67	5	141	.965	94	1.40	0	4	4	0.06	0	0	22.0	0.33
16	Griffin Udelson	17	0	0	.000	2	0.12	0	0	0	0.00	0	0	1.0	0.06
17	Christine Williamson	58	5	37	.865	25	0.43	5	18	23	0.40	7	0	120.0	2.07
21	Ali Becker	78	1	2	.500	36	0.46	7	64	71	0.91	6	0	198.0	2.54
23	Nrithya Sundararaman	78	0	2	1.000	91	1.17	3	37	40	0.51	7	9	95.5	1.22
32	Lici McGee	74	0	8	1.000	17	0.23	16	58	74	1.00	19	1	204.0	2.76
36	Cassie Loessberg	78	23	446	.948	400	5.13	0	0	0	0.00	0	0	14.0	0.18
-	TEAM	-	12	-	-	-	-	-	-	-	-	-	-	-	-
	MIAMI.....	78	82	1511	.946	1237	15.86	50	263	181.5	2.33	62	14	1315.5	16.87
	Opponents.....	78	85	1664	.949	1153	14.78	54	185	146.5	1.88	48	23	1248.5	16.01



**2009 University of Miami Volleyball**  
**Miami Combined Team Statistics (as of Oct 26, 2009)**  
**All matches**



RECORD:	OVERALL	HOME	AWAY	NEUTRAL
ALL GAMES	13-8	7-4	4-3	2-1
CONFERENCE	6-5	3-3	3-2	0-0
NON-CONFERENCE	7-3	4-1	1-1	2-1

#	Player	sp	Attack				pct	Set		Serve			Dig			Blocking					points	
			k	k/s	e	ta		a	a/s	sa	se	sa/s	re	dig	dig/s	bs	ba	total	blk/s	be		bhe
2	Lane Carico	78	349	4.47	113	893	.264	15	0.19	13	29	0.17	15	264	3.38	7	23	30	0.38	12	0	380.5
4	Ariell Cooke	48	35	0.73	19	106	.151	11	0.23	0	1	0.00	0	19	0.40	6	13	19	0.40	5	1	47.5
5	Jenna Berkley	7	0	0.00	1	6	-.167	0	0.00	0	0	0.00	1	0	0.00	0	1	1	0.14	0	0	0.5
6	Maria Andersson	78	39	0.50	18	159	.132	16	0.21	28	29	0.36	11	146	1.87	2	8	10	0.13	1	0	73.0
9	Katie Gallagher	29	28	0.97	3	70	.357	299	10.31	3	8	0.10	0	57	1.97	0	22	22	0.76	3	2	42.0
11	Genny Mayhew	38	101	2.66	43	312	.186	12	0.32	5	1	0.13	9	86	2.26	4	15	19	0.50	2	1	117.5
12	Lizzie Hale	67	6	0.09	4	27	.074	10	0.15	14	8	0.21	5	94	1.40	0	4	4	0.06	0	0	22.0
16	Griffin Udelson	17	0	0.00	0	0	.000	1	0.06	1	3	0.06	0	2	0.12	0	0	0	0.00	0	0	1.0
17	Christine Williamson	58	106	1.83	53	267	.199	8	0.14	0	3	0.00	5	25	0.43	5	18	23	0.40	7	0	120.0
21	Ali Becker	78	155	1.99	51	367	.283	3	0.04	4	16	0.05	1	36	0.46	7	64	71	0.91	6	0	198.0
23	Nrithya Sundararaman	78	70	0.90	26	178	.247	543	6.96	4	11	0.05	0	91	1.17	3	37	40	0.51	7	9	95.5
32	Lici McGee	74	159	2.15	60	362	.273	4	0.05	0	0	0.00	0	17	0.23	16	58	74	1.00	19	1	204.0
36	Cassie Loessberg	78	1	0.01	2	13	-.077	47	0.60	13	12	0.17	23	400	5.13	0	0	0	0.00	0	0	14.0
	TEAM	-	-	-	-	-	-	-	-	-	-	-	12	-	-	-	-	-	-	-	-	-
	MIAMI	78	1049	13.45	393	2760	.238	969	12.42	85	121	1.09	82	1237	15.86	50	263	181.5	2.33	62	14	1315.5
	Opponents	78	1020	13.08	446	2914	.197	927	11.88	82	156	1.05	85	1153	14.78	54	185	146.5	1.88	48	23	1248.5

Team Statistics	UM	OPP
<b>ATTACK</b>		
Kills	1049	1020
Errors	393	446
Total Attacks	2760	2914
Attack Pct	.238	.197
Kills/Set	13.4	13.1
<b>SET</b>		
Assists	969	927
Attempts	2718	2856
Assist Pct	.357	.325
Assists/Set	12.4	11.9
<b>SERVE</b>		
Aces	85	82
Errors	121	156
Attempts	1788	1669
Serve Pct	.932	.907
Aces/Set	1.1	1.1
<b>SERVE RECEPTIONS</b>		
Errors	82	85
Errors/Set	1.1	1.1
Attempts	1511	1664
Reception Pct	.946	.949
<b>DEFENSE</b>		
Digs	1237	1153
Digs/Set	15.9	14.8
<b>BLOCKING</b>		
Block Solo	50	54
Block Assist	263	185
Total Blocks	181.5	146.5
Blocks/Set	2.3	1.9
Block Errors	62	48
Ball handling errors	14	23
<b>ATTENDANCE</b>		
Total	4781	3398
Dates/Avg Per Date	11/435	7/485
Neutral site #/Avg	3/101	-
Current win streak	1	-
Home win streak	1	-

Date	Opponent	Score	Score by set	Att.
!Aug 28	FLORIDA GULF COAST	W 3-0	25-20,25-17,25-17	471
!Aug 29	PRAIRIE VIEW A&M	W 3-0	25-8,25-17,25-16	329
!Aug 29	USF	L 1-3	18-25,24-26,25-18,22-25	504
\$Sep 04	vs Eastern Michigan	W 3-0	25-19,25-21,25-21	102
\$Sep 05	vs North Dakota State	W 3-2	25-18,22-25,20-25,25-10,15-6	116
\$Sep 05	at Northern Colorado	W 3-0	25-23,26-24,26-24	408
%Sep 10	at FIU	L 0-3	24-26,24-26,17-25	857
%Sep 11	MIDDLE TENNESSEE ST.	W 3-1	23-25,26-24,25-17,25-19	521
%Sep 12	ALBANY	W 3-0	25-22,25-21,25-20	419
*Sep 18	at #19 Florida State	L 0-3	20-25,15-25,17-25	1112
Sep 19	vs Notre Dame	L 2-3	25-17,25-23,21-25,15-25,13-15	86
*Sep 25	VIRGINIA	W 3-1	25-22,18-25,25-21,25-21	571
*Sep 27	VIRGINIA TECH	L 2-3	29-27,21-25,25-22,27-29,11-15	304
*Oct 02	CLEMSON	L 2-3	25-23,25-22,21-25,22-25,13-15	831
*Oct 04	GEORGIA TECH	W 3-2	25-22,24-26,31-29,25-27,15-9	291
*Oct 08	at Wake Forest	W 3-1	25-20,25-15,24-26,25-18	253
*Oct 09	at Duke	L 0-3	22-25,17-25,23-25	329
*Oct 16	at Boston College	W 3-1	24-26,25-12,25-18,25-18	142
*Oct 18	at Maryland	W 3-0	25-23,25-15,25-18	297
*Oct 23	NORTH CAROLINA	L 0-3	22-25,25-27,14-25	393
*Oct 25	NC STATE	W 3-0	25-18,25-16,25-20	147

\* = Atlantic Coast Conference match  
 ! = Hurricane Invitational (Coral Gables, Fla.)  
 \$ = Hampton Inn & Suites Tournament (Greeley, Colo.)  
 % = Miami/FIU Invitational (Coral Gables, Fla.)

Record in 3-set matches: 7-4  
 Record in 4-set matches: 4-1  
 Record in 5-set matches: 2-3



**2009 University of Miami Volleyball**  
**Miami Team Match-by-Match (as of Oct 26, 2009)**  
**All matches**



Date	Opponent	sp	attack				set			serve				recept			dig	blocking				bhe	points	score
			k	e	ta	pct	a	ta	pct	sa	se	ta	pct	re	ta	pct		bs	ba	be	total			
Aug 28, 2009	FLORIDA GULF COAST	3	44	14	108	.278	38	108	.352	4	6	74	.919	2	51	.961	58	2	8	1	6.0	2	54.0	3-0
Aug 29, 2009	PRAIRIE VIEW A&M	3	30	6	57	.421	23	51	.451	12	6	75	.920	4	33	.879	17	2	10	2	7.0	0	49.0	3-0
Aug 29, 2009	USF	4	52	26	130	.200	47	128	.367	3	4	91	.956	5	87	.943	44	2	20	5	12.0	1	67.0	1-3
Sep 04, 2009	vs Eastern Michigan	3	52	13	118	.331	48	120	.400	1	9	74	.878	2	64	.969	55	1	6	0	4.0	1	57.0	3-0
Sep 05, 2009	vs North Dakota State	5	67	27	186	.215	62	193	.321	4	8	108	.926	1	78	.987	113	4	18	0	13.0	0	84.0	3-2
Sep 05, 2009	at Northern Colorado	3	42	20	109	.202	35	105	.333	1	9	76	.882	3	70	.957	39	1	16	0	9.0	0	52.0	3-0
Sep 10, 2009	at FIU	3	34	13	102	.206	32	91	.352	2	2	66	.970	3	67	.955	48	1	12	2	7.0	0	43.0	0-3
Sep 11, 2009	MIDDLE TENNESSEE ST.	4	56	17	133	.293	54	124	.435	5	11	98	.888	5	70	.929	57	3	19	1	12.5	1	73.5	3-1
Sep 12, 2009	ALBANY	3	44	12	125	.256	43	109	.394	3	6	73	.918	3	62	.952	52	2	18	6	11.0	1	58.0	3-0
Sep 18, 2009	at Florida State	3	28	24	91	.044	28	101	.277	1	5	53	.906	3	68	.956	37	3	6	1	6.0	0	35.0	0-3
Sep 19, 2009	vs Notre Dame	5	57	21	144	.250	54	152	.355	5	3	99	.970	11	93	.882	74	1	14	3	8.0	2	70.0	2-3
Sep 25, 2009	VIRGINIA	4	61	19	148	.284	59	149	.396	5	9	92	.902	5	84	.940	74	5	6	7	8.0	0	74.0	3-1
Sep 27, 2009	VIRGINIA TECH	5	54	28	170	.153	50	169	.296	5	6	113	.947	3	99	.970	66	5	21	6	15.5	1	74.5	2-3
Oct 02, 2009	CLEMSON	5	69	30	189	.206	64	188	.340	7	10	107	.907	2	101	.980	78	4	8	2	8.0	2	84.0	2-3
Oct 04, 2009	GEORGIA TECH	5	68	32	186	.194	63	186	.339	3	8	120	.933	2	98	.980	75	5	14	3	12.0	1	83.0	3-2
Oct 08, 2009	at Wake Forest	4	65	12	158	.335	57	154	.370	2	4	98	.959	1	78	.987	75	3	24	7	15.0	0	82.0	3-1
Oct 09, 2009	at Duke	3	36	15	135	.156	33	128	.258	2	1	64	.984	5	65	.923	54	0	9	3	4.5	0	42.5	0-3
Oct 16, 2009	at Boston College	4	58	13	146	.308	56	140	.400	8	6	98	.939	7	70	.900	65	3	16	2	11.0	1	77.0	3-1
Oct 18, 2009	at Maryland	3	44	15	105	.276	40	108	.370	8	4	73	.945	6	54	.889	48	0	8	0	4.0	0	56.0	3-0
Oct 23, 2009	NORTH CAROLINA	3	38	18	103	.194	36	104	.346	2	2	62	.968	5	67	.925	50	3	4	9	5.0	1	45.0	0-3
Oct 25, 2009	NC STATE	3	50	18	117	.274	47	110	.427	2	2	74	.973	4	52	.923	58	0	6	2	3.0	0	55.0	3-0
		78	1049	393	2760	.238	969	2718	.357	85	121	1788	.932	82	1511	.946	1237	50	263	62	181.5	14	1315.5	
Opponents		78	1020	446	2914	.197	927	2856	.325	82	156	1669	.907	85	1664	.949	1153	54	185	48	146.5	23	1248.5	

Sets played: 78  
 Kills per set: 13.45  
 Assists per set: 12.42

Service aces per set: 1.09  
 Digs per set: 15.86  
 Blocks per set: 2.33

Points per set: 16.87  
 Ball handling errors per set: 0.18  
 Reception errors per set: 1.05



**2009 University of Miami Volleyball  
Miami Opponent Match-by-Match (as of Oct 26, 2009)  
All matches**



OPPONENT STATS

Date	Opponent	sp	attack				set			serve				recept			dig	blocking			bhe	points	score	
			k	e	ta	pct	a	ta	pct	sa	se	ta	pct	re	ta	pct		bs	ba	be				total
Aug 28, 2009	FLORIDA GULF COAST	3	29	19	113	.088	27	111	.243	2	4	55	.927	4	68	.941	44	2	6	1	5.0	2	36.0	3-0
Aug 29, 2009	PRAIRIE VIEW A&M	3	24	21	66	.045	23	72	.319	4	9	42	.786	12	68	.824	20	1	4	0	3.0	2	31.0	3-0
Aug 29, 2009	USF	4	58	25	140	.236	52	137	.380	5	6	94	.936	3	87	.966	45	4	17	4	12.5	2	75.5	1-3
Sep 04, 2009	vs Eastern Michigan	3	35	17	113	.159	33	113	.292	2	2	66	.970	1	64	.984	46	0	4	0	2.0	2	39.0	3-0
Sep 05, 2009	vs North Dakota State	5	44	26	191	.094	41	192	.214	1	5	83	.940	4	100	.960	82	1	8	0	5.0	0	50.0	3-2
Sep 05, 2009	at Northern Colorado	3	37	25	116	.103	35	122	.287	3	3	74	.959	1	67	.985	40	1	10	0	6.0	0	46.0	3-0
Sep 10, 2009	at FIU	3	58	18	132	.303	53	113	.469	3	9	76	.882	2	64	.969	50	1	8	0	5.0	0	66.0	0-3
Sep 11, 2009	MIDDLE TENNESSEE ST.	4	51	18	138	.239	47	133	.353	5	16	86	.814	5	87	.943	50	0	8	0	4.0	2	60.0	3-1
Sep 12, 2009	ALBANY	3	40	23	122	.139	39	113	.345	3	4	66	.939	3	67	.955	62	1	6	1	4.0	1	47.0	3-0
Sep 18, 2009	at Florida State	3	40	17	106	.217	32	99	.323	3	6	74	.919	1	47	.979	34	3	20	1	13.0	0	56.0	0-3
Sep 19, 2009	vs Notre Dame	5	67	22	174	.259	59	169	.349	11	12	105	.886	5	96	.948	59	4	15	1	11.5	0	89.5	2-3
Sep 25, 2009	VIRGINIA	4	56	20	160	.225	48	152	.316	5	6	90	.933	5	83	.940	64	2	13	4	8.5	0	69.5	3-1
Sep 27, 2009	VIRGINIA TECH	5	78	31	190	.247	70	187	.374	3	19	118	.839	5	107	.953	72	8	4	7	10.0	4	91.0	2-3
Oct 02, 2009	CLEMSON	5	64	20	169	.260	61	163	.374	2	8	109	.927	7	97	.928	80	3	20	5	13.0	1	79.0	2-3
Oct 04, 2009	GEORGIA TECH	5	69	32	190	.195	69	188	.367	2	15	113	.867	3	112	.973	71	5	8	6	9.0	1	80.0	3-2
Oct 08, 2009	at Wake Forest	4	60	28	174	.184	51	169	.302	1	2	80	.975	2	94	.979	69	2	0	4	2.0	1	63.0	3-1
Oct 09, 2009	at Duke	3	53	16	140	.264	50	141	.355	5	8	73	.890	2	63	.968	72	3	4	1	5.0	0	63.0	0-3
Oct 16, 2009	at Boston College	4	46	27	149	.128	42	143	.294	7	5	75	.933	8	92	.913	63	4	8	3	8.0	0	61.0	3-1
Oct 18, 2009	at Maryland	3	30	13	102	.167	22	112	.196	6	4	58	.931	8	69	.884	38	3	10	3	8.0	2	44.0	3-0
Oct 23, 2009	NORTH CAROLINA	3	51	10	119	.345	45	116	.388	5	9	76	.882	2	60	.967	45	4	6	4	7.0	2	63.0	0-3
Oct 25, 2009	NC STATE	3	30	18	110	.109	28	111	.252	4	4	56	.929	2	72	.972	47	2	6	3	5.0	1	39.0	3-0
		78	1020	446	2914	.197	927	2856	.325	82	156	1669	.907	85	1664	.949	1153	54	185	48	146.5	23	1248.5	
Miami		78	1049	393	2760	.238	969	2718	.357	85	121	1788	.932	82	1511	.946	1237	50	263	62	181.5	14	1315.5	

Sets played: 78

Kills per set: 13.08

Assists per set: 11.88

Service aces per set: 1.05

Digs per set: 14.78

Blocks per set: 1.88

Points per set: 16.01

Ball handling errors per set: 0.29

Reception errors per set: 1.09



**2009 University of Miami Volleyball  
Miami Match Highs (as of Oct 26, 2009)  
All matches**



**INDIVIDUAL MATCH HIGHS**

**ATTACK PERCENT (K-E-TA) minimum 12 kills**

.571 (13- 1-21)	Lici McGee vs NC State (Oct 25, 2009)
.500 (12- 1-22)	Ali Becker vs Eastern Michigan (Sep 04, 2009 in Greeley, Colo.)
.423 (14- 3-26)	Lici McGee at Wake Forest (Oct 08, 2009)
.423 (14- 3-26)	Ali Becker vs Notre Dame (Sep 19, 2009 in Tallahassee, Fla.)
.423 (25- 3-52)	Lane Carico at Boston College (Oct 16, 2009)
.393 (12- 1-28)	Ali Becker at Wake Forest (Oct 08, 2009)
.367 (12- 1-30)	Christine Williamson at Boston College (Oct 16, 2009)
.357 (22- 2-56)	Lane Carico at Wake Forest (Oct 08, 2009)
.333 (22- 7-45)	Lane Carico vs USF (Aug 29, 2009)
.333 (16- 3-39)	Lane Carico vs North Carolina (Oct 23, 2009)

**KILLS (K-E-TA)**

36 (36-11-83) 5s	Lane Carico vs Clemson (Oct 02, 2009)
30 (30- 8-72) 5s	Lane Carico vs Georgia Tech (Oct 04, 2009)
25 (25- 3-52) 4s	Lane Carico at Boston College (Oct 16, 2009)
22 (22- 2-56) 4s	Lane Carico at Wake Forest (Oct 08, 2009)
22 (22- 7-45) 4s	Lane Carico vs USF (Aug 29, 2009)
21 (21- 7-56) 4s	Lane Carico vs Virginia (Sep 25, 2009)
19 (19-10-51) 5s	Lane Carico vs North Dakota State (Sep 05, 2009 in Greeley, Colo.)
18 (18- 7-56) 5s	Lane Carico vs Virginia Tech (Sep 27, 2009)
18 (18- 6-40) 3s	Lane Carico at Maryland (Oct 18, 2009)
16 (16- 7-40) 3s	Lane Carico vs Eastern Michigan (Sep 04, 2009 in Greeley, Colo.)

**KILLS 3-SETS (K-E-TA)**

18 (18- 6-40)	Lane Carico at Maryland (Oct 18, 2009)
16 (16- 3-39)	Lane Carico vs North Carolina (Oct 23, 2009)
16 (16- 7-40)	Lane Carico vs Eastern Michigan (Sep 04, 2009 in Greeley, Colo.)
15 (15- 4-48)	Lane Carico at Duke (Oct 09, 2009)
14 (14- 7-28)	Christine Williamson vs NC State (Oct 25, 2009)

**KILLS 4-SETS (K-E-TA)**

25 (25- 3-52)	Lane Carico at Boston College (Oct 16, 2009)
22 (22- 2-56)	Lane Carico at Wake Forest (Oct 08, 2009)
22 (22- 7-45)	Lane Carico vs USF (Aug 29, 2009)
21 (21- 7-56)	Lane Carico vs Virginia (Sep 25, 2009)
14 (14- 5-30)	Christine Williamson at Wake Forest (Oct 08, 2009)

**KILLS 5-SETS (K-E-TA)**

36 (36-11-83)	Lane Carico vs Clemson (Oct 02, 2009)
30 (30- 8-72)	Lane Carico vs Georgia Tech (Oct 04, 2009)
19 (19-10-51)	Lane Carico vs North Dakota State (Sep 05, 2009 in Greeley, Colo.)
18 (18- 7-56)	Lane Carico vs Virginia Tech (Sep 27, 2009)
16 (16- 6-36)	Lane Carico vs Notre Dame (Sep 19, 2009 in Tallahassee, Fla.)

**TOTAL ATTEMPTS (K-E-TA)**

83 (36-11-83) 5s	Lane Carico vs Clemson (Oct 02, 2009)
72 (30- 8-72) 5s	Lane Carico vs Georgia Tech (Oct 04, 2009)
56 (21- 7-56) 4s	Lane Carico vs Virginia (Sep 25, 2009)
56 (18- 7-56) 5s	Lane Carico vs Virginia Tech (Sep 27, 2009)
56 (22- 2-56) 4s	Lane Carico at Wake Forest (Oct 08, 2009)
52 (25- 3-52) 4s	Lane Carico at Boston College (Oct 16, 2009)
51 (19-10-51) 5s	Lane Carico vs North Dakota State (Sep 05, 2009 in Greeley, Colo.)
48 (15- 4-48) 3s	Lane Carico at Duke (Oct 09, 2009)
45 (22- 7-45) 4s	Lane Carico vs USF (Aug 29, 2009)
41 (13- 4-41) 4s	Genny Mayhew vs Middle Tennessee St. (Sep 11, 2009)

**TOTAL ATTEMPTS 3-SETS (K-E-TA)**

48 (15- 4-48)	Lane Carico at Duke (Oct 09, 2009)
40 (16- 7-40)	Lane Carico vs Eastern Michigan (Sep 04, 2009 in Greeley, Colo.)
40 (18- 6-40)	Lane Carico at Maryland (Oct 18, 2009)
39 (16- 3-39)	Lane Carico vs North Carolina (Oct 23, 2009)
34 (10- 4-34)	Lane Carico vs Albany (Sep 12, 2009)

**TOTAL ATTEMPTS 4-SETS (K-E-TA)**

56 (21- 7-56)	Lane Carico vs Virginia (Sep 25, 2009)
56 (22- 2-56)	Lane Carico at Wake Forest (Oct 08, 2009)
52 (25- 3-52)	Lane Carico at Boston College (Oct 16, 2009)
45 (22- 7-45)	Lane Carico vs USF (Aug 29, 2009)
41 (13- 4-41)	Genny Mayhew vs Middle Tennessee St. (Sep 11, 2009)

**TOTAL ATTEMPTS 5-SETS (K-E-TA)**

83 (36-11-83)	Lane Carico vs Clemson (Oct 02, 2009)
72 (30- 8-72)	Lane Carico vs Georgia Tech (Oct 04, 2009)
56 (18- 7-56)	Lane Carico vs Virginia Tech (Sep 27, 2009)
51 (19-10-51)	Lane Carico vs North Dakota State (Sep 05, 2009 in Greeley, Colo.)
38 (15- 6-38)	Genny Mayhew vs Notre Dame (Sep 19, 2009 in Tallahassee, Fla.)





2009 University of Miami Volleyball  
Miami Match Highs (as of Oct 26, 2009)  
All matches



**POINTS**

37.5 (36- 1- 0.5) 5s	Lane Carico vs Clemson (Oct 02, 2009)
30.5 (30- 0- 0.5) 5s	Lane Carico vs Georgia Tech (Oct 04, 2009)
26.0 (25- 0- 1.0) 4s	Lane Carico at Boston College (Oct 16, 2009)
23.0 (19- 2- 2.0) 5s	Lane Carico vs North Dakota State (Sep 05, 2009 in Greeley, Colo.)
23.0 (22- 0- 1.0) 4s	Lane Carico vs USF (Aug 29, 2009)

**POINTS 3-SETS**

18.5 (16- 1- 1.5)	Lane Carico vs Eastern Michigan (Sep 04, 2009 in Greeley, Colo.)
18.5 (18- 0- 0.5)	Lane Carico at Maryland (Oct 18, 2009)
16.5 (16- 0- 0.5)	Lane Carico vs North Carolina (Oct 23, 2009)
15.5 (15- 0- 0.5)	Lane Carico at Duke (Oct 09, 2009)
14.0 (11- 3- 0.0)	Lane Carico vs Florida Gulf Coast (Aug 28, 2009)

**POINTS 4-SETS**

26.0 (25- 0- 1.0)	Lane Carico at Boston College (Oct 16, 2009)
23.0 (22- 0- 1.0)	Lane Carico vs USF (Aug 29, 2009)
22.5 (22- 0- 0.5)	Lane Carico at Wake Forest (Oct 08, 2009)
22.5 (21- 0- 1.5)	Lane Carico vs Virginia (Sep 25, 2009)
18.5 (14- 0- 4.5)	Christine Williamson at Wake Forest (Oct 08, 2009)

**POINTS 5-SETS**

37.5 (36- 1- 0.5)	Lane Carico vs Clemson (Oct 02, 2009)
30.5 (30- 0- 0.5)	Lane Carico vs Georgia Tech (Oct 04, 2009)
23.0 (19- 2- 2.0)	Lane Carico vs North Dakota State (Sep 05, 2009 in Greeley, Colo.)
20.0 (18- 1- 1.0)	Lane Carico vs Virginia Tech (Sep 27, 2009)
19.0 (16- 2- 1.0)	Lane Carico vs Notre Dame (Sep 19, 2009 in Tallahassee, Fla.)



**2009 University of Miami Volleyball  
Miami Match Highs (as of Oct 26, 2009)  
All matches**



**ASSISTS**

58 (5s)	Nrithya Sundararaman vs Clemson (Oct 02, 2009)
54 (5s)	Nrithya Sundararaman vs Georgia Tech (Oct 04, 2009)
53 (4s)	Nrithya Sundararaman at Wake Forest (Oct 08, 2009)
50 (5s)	Katie Gallagher vs North Dakota State (Sep 05, 2009 in Greeley, Colo.)
49 (4s)	Nrithya Sundararaman at Boston College (Oct 16, 2009)

**ASSISTS 3-SETS**

44	Katie Gallagher vs Eastern Michigan (Sep 04, 2009 in Greeley, Colo.)
42	Nrithya Sundararaman vs NC State (Oct 25, 2009)
36	Nrithya Sundararaman at Maryland (Oct 18, 2009)
35	Katie Gallagher vs Albany (Sep 12, 2009)
34	Nrithya Sundararaman vs Florida Gulf Coast (Aug 28, 2009)

**ASSISTS 4-SETS**

53	Nrithya Sundararaman at Wake Forest (Oct 08, 2009)
49	Nrithya Sundararaman at Boston College (Oct 16, 2009)
49	Nrithya Sundararaman vs Virginia (Sep 25, 2009)
47	Katie Gallagher vs Middle Tennessee St. (Sep 11, 2009)
39	Nrithya Sundararaman vs USF (Aug 29, 2009)

**ASSISTS 5-SETS**

58	Nrithya Sundararaman vs Clemson (Oct 02, 2009)
54	Nrithya Sundararaman vs Georgia Tech (Oct 04, 2009)
50	Katie Gallagher vs North Dakota State (Sep 05, 2009 in Greeley, Colo.)
44	Nrithya Sundararaman vs Virginia Tech (Sep 27, 2009)
42	Katie Gallagher vs Notre Dame (Sep 19, 2009 in Tallahassee, Fla.)

**DIGS**

39 (5s)	Cassie Loessberg vs North Dakota State (Sep 05, 2009 in Greeley, Colo.)
32 (5s)	Cassie Loessberg vs Georgia Tech (Oct 04, 2009)
32 (4s)	Cassie Loessberg vs Middle Tennessee St. (Sep 11, 2009)
30 (3s)	Cassie Loessberg vs Eastern Michigan (Sep 04, 2009 in Greeley, Colo.)
28 (5s)	Cassie Loessberg vs Clemson (Oct 02, 2009)

**DIGS 3-SETS**

30	Cassie Loessberg vs Eastern Michigan (Sep 04, 2009 in Greeley, Colo.)
22	Cassie Loessberg vs Florida Gulf Coast (Aug 28, 2009)
17	Cassie Loessberg vs Albany (Sep 12, 2009)
17	Cassie Loessberg at Northern Colorado (Sep 05, 2009)
15	Cassie Loessberg vs NC State (Oct 25, 2009)

**DIGS 4-SETS**

32	Cassie Loessberg vs Middle Tennessee St. (Sep 11, 2009)
27	Cassie Loessberg vs Virginia (Sep 25, 2009)
22	Lane Carico at Wake Forest (Oct 08, 2009)
22	Cassie Loessberg at Wake Forest (Oct 08, 2009)
18	Lizzie Hale at Boston College (Oct 16, 2009)

**DIGS 5-SETS**

39	Cassie Loessberg vs North Dakota State (Sep 05, 2009 in Greeley, Colo.)
32	Cassie Loessberg vs Georgia Tech (Oct 04, 2009)
28	Cassie Loessberg vs Clemson (Oct 02, 2009)
23	Lane Carico vs Notre Dame (Sep 19, 2009 in Tallahassee, Fla.)
22	Lane Carico vs North Dakota State (Sep 05, 2009 in Greeley, Colo.)

**ACES**

7	Maria Andersson vs Prairie View A&M (Aug 29, 2009)
3	Lane Carico vs Florida Gulf Coast (Aug 28, 2009)
3	Maria Andersson vs Virginia (Sep 25, 2009)
3	Maria Andersson vs Clemson (Oct 02, 2009)
3	Lizzie Hale at Maryland (Oct 18, 2009)

**BLOCKS (BS-BA)**

10 ( 0-10)	Ali Becker at Wake Forest (Oct 08, 2009)
9 ( 2- 7)	Lici McGee vs North Dakota State (Sep 05, 2009 in Greeley, Colo.)
8 ( 0- 8)	Ali Becker vs USF (Aug 29, 2009)
7 ( 3- 4)	Lici McGee vs Virginia Tech (Sep 27, 2009)
7 ( 2- 5)	Lici McGee vs Albany (Sep 12, 2009)
7 ( 2- 5)	Christine Williamson at Wake Forest (Oct 08, 2009)
6 ( 1- 5)	Lici McGee vs Georgia Tech (Oct 04, 2009)
6 ( 1- 5)	Ariell Cooke at Boston College (Oct 16, 2009)
6 ( 1- 5)	Genny Mayhew vs USF (Aug 29, 2009)
6 ( 0- 6)	Ali Becker vs Virginia Tech (Sep 27, 2009)



**2009 University of Miami Volleyball  
Miami Match Highs (as of Oct 26, 2009)  
All matches**



**TEAM MATCH HIGHS**

**ATTACK PERCENT (K-E-TA)**

.421 (30-6-57)	vs Prairie View A&M (Aug 29, 2009)
.335 (65-12-158)	at Wake Forest (Oct 08, 2009)
.331 (52-13-118)	vs Eastern Michigan (Sep 04, 2009 in Greeley, Colo.)
.308 (58-13-146)	at Boston College (Oct 16, 2009)
.293 (56-17-133)	vs Middle Tennessee St. (Sep 11, 2009)
.284 (61-19-148)	vs Virginia (Sep 25, 2009)
.278 (44-14-108)	vs Florida Gulf Coast (Aug 28, 2009)
.276 (44-15-105)	at Maryland (Oct 18, 2009)
.274 (50-18-117)	vs NC State (Oct 25, 2009)
.256 (44-12-125)	vs Albany (Sep 12, 2009)

**KILLS (K-E-TA)**

69 (69-30-189) 5s	vs Clemson (Oct 02, 2009)
68 (68-32-186) 5s	vs Georgia Tech (Oct 04, 2009)
67 (67-27-186) 5s	vs North Dakota State (Sep 05, 2009 in Greeley, Colo.)
65 (65-12-158) 4s	at Wake Forest (Oct 08, 2009)
61 (61-19-148) 4s	vs Virginia (Sep 25, 2009)
58 (58-13-146) 4s	at Boston College (Oct 16, 2009)
57 (57-21-144) 5s	vs Notre Dame (Sep 19, 2009 in Tallahassee, Fla.)
56 (56-17-133) 4s	vs Middle Tennessee St. (Sep 11, 2009)
54 (54-28-170) 5s	vs Virginia Tech (Sep 27, 2009)
52 (52-13-118) 3s	vs Eastern Michigan (Sep 04, 2009 in Greeley, Colo.)

**KILLS 3-SETS (K-E-TA)**

52 (52-13-118)	vs Eastern Michigan (Sep 04, 2009 in Greeley, Colo.)
50 (50-18-117)	vs NC State (Oct 25, 2009)
44 (44-15-105)	at Maryland (Oct 18, 2009)
44 (44-12-125)	vs Albany (Sep 12, 2009)
44 (44-14-108)	vs Florida Gulf Coast (Aug 28, 2009)

**KILLS 4-SETS (K-E-TA)**

65 (65-12-158)	at Wake Forest (Oct 08, 2009)
61 (61-19-148)	vs Virginia (Sep 25, 2009)
58 (58-13-146)	at Boston College (Oct 16, 2009)
56 (56-17-133)	vs Middle Tennessee St. (Sep 11, 2009)
52 (52-26-130)	vs USF (Aug 29, 2009)

**KILLS 5-SETS (K-E-TA)**

69 (69-30-189)	vs Clemson (Oct 02, 2009)
68 (68-32-186)	vs Georgia Tech (Oct 04, 2009)
67 (67-27-186)	vs North Dakota State (Sep 05, 2009 in Greeley, Colo.)
57 (57-21-144)	vs Notre Dame (Sep 19, 2009 in Tallahassee, Fla.)
54 (54-28-170)	vs Virginia Tech (Sep 27, 2009)

**TOTAL ATTEMPTS (K-E-TA)**

189 (69-30-189) 5s	vs Clemson (Oct 02, 2009)
186 (68-32-186) 5s	vs Georgia Tech (Oct 04, 2009)
186 (67-27-186) 5s	vs North Dakota State (Sep 05, 2009 in Greeley, Colo.)
170 (54-28-170) 5s	vs Virginia Tech (Sep 27, 2009)
158 (65-12-158) 4s	at Wake Forest (Oct 08, 2009)
148 (61-19-148) 4s	vs Virginia (Sep 25, 2009)
146 (58-13-146) 4s	at Boston College (Oct 16, 2009)
144 (57-21-144) 5s	vs Notre Dame (Sep 19, 2009 in Tallahassee, Fla.)
135 (36-15-135) 3s	at Duke (Oct 09, 2009)
133 (56-17-133) 4s	vs Middle Tennessee St. (Sep 11, 2009)

**TOTAL ATTEMPTS 3-SETS (K-E-TA)**

135 (36-15-135)	at Duke (Oct 09, 2009)
125 (44-12-125)	vs Albany (Sep 12, 2009)
118 (52-13-118)	vs Eastern Michigan (Sep 04, 2009 in Greeley, Colo.)
117 (50-18-117)	vs NC State (Oct 25, 2009)
109 (42-20-109)	at Northern Colorado (Sep 05, 2009)

**TOTAL ATTEMPTS 4-SETS (K-E-TA)**

158 (65-12-158)	at Wake Forest (Oct 08, 2009)
148 (61-19-148)	vs Virginia (Sep 25, 2009)
146 (58-13-146)	at Boston College (Oct 16, 2009)
133 (56-17-133)	vs Middle Tennessee St. (Sep 11, 2009)
130 (52-26-130)	vs USF (Aug 29, 2009)

**TOTAL ATTEMPTS 5-SETS (K-E-TA)**

189 (69-30-189)	vs Clemson (Oct 02, 2009)
186 (68-32-186)	vs Georgia Tech (Oct 04, 2009)
186 (67-27-186)	vs North Dakota State (Sep 05, 2009 in Greeley, Colo.)
170 (54-28-170)	vs Virginia Tech (Sep 27, 2009)
144 (57-21-144)	vs Notre Dame (Sep 19, 2009 in Tallahassee, Fla.)



2009 University of Miami Volleyball  
Miami Match Highs (as of Oct 26, 2009)  
All matches



**ASSISTS**

64 (5s) vs Clemson (Oct 02, 2009)  
63 (5s) vs Georgia Tech (Oct 04, 2009)  
62 (5s) vs North Dakota State (Sep 05, 2009 in Greeley, Colo.)  
59 (4s) vs Virginia (Sep 25, 2009)  
57 (4s) at Wake Forest (Oct 08, 2009)

**ASSISTS 3-SETS**

48 vs Eastern Michigan (Sep 04, 2009 in Greeley, Colo.)  
47 vs NC State (Oct 25, 2009)  
43 vs Albany (Sep 12, 2009)  
40 at Maryland (Oct 18, 2009)  
38 vs Florida Gulf Coast (Aug 28, 2009)

**ASSISTS 4-SETS**

59 vs Virginia (Sep 25, 2009)  
57 at Wake Forest (Oct 08, 2009)  
56 at Boston College (Oct 16, 2009)  
54 vs Middle Tennessee St. (Sep 11, 2009)  
47 vs USF (Aug 29, 2009)

**ASSISTS 5-SETS**

64 vs Clemson (Oct 02, 2009)  
63 vs Georgia Tech (Oct 04, 2009)  
62 vs North Dakota State (Sep 05, 2009 in Greeley, Colo.)  
54 vs Notre Dame (Sep 19, 2009 in Tallahassee, Fla.)  
50 vs Virginia Tech (Sep 27, 2009)

**DIGS**

113 (5s) vs North Dakota State (Sep 05, 2009 in Greeley, Colo.)  
78 (5s) vs Clemson (Oct 02, 2009)  
75 (5s) vs Georgia Tech (Oct 04, 2009)  
75 (4s) at Wake Forest (Oct 08, 2009)  
74 (4s) vs Virginia (Sep 25, 2009)

**DIGS 3-SETS**

58 vs Florida Gulf Coast (Aug 28, 2009)  
58 vs NC State (Oct 25, 2009)  
55 vs Eastern Michigan (Sep 04, 2009 in Greeley, Colo.)  
54 at Duke (Oct 09, 2009)  
52 vs Albany (Sep 12, 2009)

**DIGS 4-SETS**

75 at Wake Forest (Oct 08, 2009)  
74 vs Virginia (Sep 25, 2009)  
65 at Boston College (Oct 16, 2009)  
57 vs Middle Tennessee St. (Sep 11, 2009)  
44 vs USF (Aug 29, 2009)

**DIGS 5-SETS**

113 vs North Dakota State (Sep 05, 2009 in Greeley, Colo.)  
78 vs Clemson (Oct 02, 2009)  
75 vs Georgia Tech (Oct 04, 2009)  
74 vs Notre Dame (Sep 19, 2009 in Tallahassee, Fla.)  
66 vs Virginia Tech (Sep 27, 2009)

**ACES**

12 vs Prairie View A&M (Aug 29, 2009)  
8 at Maryland (Oct 18, 2009)  
8 at Boston College (Oct 16, 2009)  
7 vs Clemson (Oct 02, 2009)  
5 vs Virginia Tech (Sep 27, 2009)

**BLOCKS**

15.5 vs Virginia Tech (Sep 27, 2009)  
15.0 at Wake Forest (Oct 08, 2009)  
13.0 vs North Dakota State (Sep 05, 2009 in Greeley, Colo.)  
12.5 vs Middle Tennessee St. (Sep 11, 2009)  
12.0 vs Georgia Tech (Oct 04, 2009)  
12.0 vs USF (Aug 29, 2009)  
11.0 vs Albany (Sep 12, 2009)  
11.0 at Boston College (Oct 16, 2009)  
9.0 at Northern Colorado (Sep 05, 2009)  
8.0 vs Virginia (Sep 25, 2009)