



# 2012 MIAMI FOOTBALL GAME NOTES

Miami Athletic Communications • 5821 San Amaro Drive • Coral Gables, FL 33146  
HurricaneSports.com • Facebook: Facebook.com/MiamiHurricanes • Twitter: @HurricaneSports  
Home to Five National Championships in the last 30 years (1983, 1987, 1989, 1991, 2001)

## GAME INFORMATION

Date / Time: Thu., Nov. 1, 2012 / 7:31 p.m. ET  
Site: Miami Gardens, Fla. / Sun Life Stadium (74,916)  
TV: ESPN

**Play-by-Play:** *Rece Davis*; **Analysts:** *Jesse Palmer, David Pollack*; **Sideline:** *Samantha Steele*

National Radio: ESPN Radio

**Play-by-Play:** *Bill Rosinski*; **Analyst:** *David Norrie*;  
**Sideline:** *Joe Schad*

Local Radio: 560 WQAM

**Play-by-Play:** *Joe Zagacki*; **Analyst:** *Don Bailey Jr.*;  
**Sideline:** *Josh Darrow*

Spanish Radio: Caracol 1260 AM

**Play-by-Play:** *Roly Martin*;  
**Analysts:** *Pepe Campos and Joe Martinez*

Student Radio: 90.5 FM WVUM

**Talent:** *Chris Whyttingham, Kyle Sielaff, AJ Ricketts*

Satellite Radio: Sirius 91/XM 91

Live Stats: HurricaneSports.com

Twitter Updates: @HurricaneSports / @LosHurricanes

Series: Miami leads, 17-12

Miami: Miami leads, 9-7

Blacksburg: Tied, 5-5

Neutral Site: Miami leads, 2-0

First Meeting: 1953 — W, 26-0

Last Meeting: 2011 — L, 35-38

Streak: Virginia Tech, 3 wins

## MIAMI

4-4, 3-2 ACC

**2012:** 4-4, 3-2 ACC (2nd, Coastal)  
**Ranking:** NR — AP, NR — Coaches  
**Last Game:** Oct. 20, 2012 (Miami Gardens, Fla.)  
lost to Florida State, 33-20  
**Head Coach:** Al Golden (Penn State, 1991)  
**Career:** 37-44 (7th season)  
**at UM:** 10-10 (2nd season)  
**vs. VT:** 0-1  
**Twitter:** @HurricaneSports / @LosHurricanes

## VIRGINIA TECH

4-4, 2-2 ACC

**2012:** 4-4, 2-2 ACC (3rd, Coastal)  
**Ranking:** NR — AP, NR — Coaches  
**Last Game:** Oct 20, 2012 (Clemson, N.C.)  
lost to Clemson, 38-17  
**Head Coach:** Frank Beamer (Virginia Tech, 1969)  
**Career:** 255-125-4 (32nd season)  
**at VT:** 213-102-2 (26th season)  
**vs. UM:** 12-9  
**Twitter:** @hokiesports / @VT\_Football

## MIAMI COMMUNICATIONS

**Chris Yandle** (Primary Contact) *Director of Communications*  
O: 305-284-3248 C: 786-877-9368 E: c.yandle@miami.edu  
**Scott Zavitz** (Secondary Contact) *Assistant Director*  
O: 305-284-3236 C: 305-342-1424 E: szavitz@miami.edu  
**Jimmy Gill** *Assistant Director*  
O: 305-284-3231 C: 786-422-4029 E: jgill@miami.edu  
**Brian Bowsher** *Digital Media Strategist*  
O: 305-284-1904 C: 786-447-9494 E: b.bowsher@miami.edu



### RAISING CANES (Season 2)

Season 2 of the wildly popular Raising Canes series gives college football fans exclusive access to the University of Miami Football program with head coach Al Golden.

## GAME 9

MIAMI GARDENS, FLA. (SUN LIFE STADIUM)



NR/NR **MIAMI HURRICANES** (4-4, 3-2)

**Head Coach:** Al Golden (Penn State, 1991)

**Career Record:** 37-44 (7th season), **Record at UM:** 10-10 (2nd season), **Record vs. VT** 0-1

VS



NR/NR **VIRGINIA TECH HOKIES** (4-4, 2-2)

**Head Coach:** Frank Beamer (Virginia Tech, 1969)

**Career Record:** 255-125-4 (32nd season), **Record at VT:** 213-102-2 (26th season), **Record vs. UM:** 12-9

## STORY LINES

- Miami concludes its three-game homestand Thu., Nov. 1 when it hosts ACC Coastal Division rival Virginia Tech on ESPN. Thursday will mark the 21st consecutive season the schools have met, dating back to their years as Big East Conference foes.
- Thursday is the 30th series meeting and the 17th in Miami. Miami holds a 17-12 series advantage over Virginia Tech, but the Hokies have won three straight meetings.
- Miami holds a slim 9-7 advantage at home over Virginia Tech and lost four of the last five meetings in Miami.
- Freshman RB/PK **Duke Johnson** is among the names listed on the 2012 Jet Award Midseason and the 2012 CFPA National Freshman Performer of the Year Watch Lists.
- Pro Football Hall of Fame DE **Cortez Kennedy** and future College Football Hall of Fame inductee **Jimmy Johnson** will be honored during Miami's home game Nov. 1 vs. Virginia Tech.
- 31 of sophomore LB **Denzel Perryman's** 47 tackles have come in the last 3 games, including a team-high 11 tackles in an Oct. 13 loss to North Carolina and a season-high 12 stops Oct. 20 vs. No. 14 Florida State.
- The University of Miami recorded a department-wide school-record Graduation Success Rate (GSR) of 93 percent, according to the rates released Oct. 25 by the NCAA.
- As a department, Miami's 93 percent GSR ranks fourth among ACC schools and is eighth overall among FBS schools. Overall, the University of Miami athletic department has improved from 77 to 93 percent from 2005 to 2012. UM has exceeded the NCAA average GSR in each of the last eight years.
- Six UM teams compiled GSR marks of 100 percent; men's diving and golf posted its eighth consecutive perfect GSR mark, while women's tennis recorded its fifth straight GSR score of 100 percent. Also adding perfect GSR scorers were women's rowing, women's golf, women's swimming and volleyball.
- In each of Miami's four wins, Miami made up a deficit of at least seven points to come back and win.

## NATIONAL TELEVISION COVERAGE

- Thursday's contest between Miami and Virginia Tech will be televised nationally at 7:30 p.m. ET on ESPN. **Rece Davis** (play-by-play), **Jesse Palmer** (analyst), **David Pollack** (analyst) and **Samantha Steele** (sideline) will call the action.

## 2012 SCHEDULE / RESULTS

	Sept. 1	at Boston College*	ABC/ESPN2	W, 41-32
		Chestnut Hill, Mass. / Alumni Stadium (44,000) / Duke Johnson: 7 carries, 135 yards, 2 TDs		
	Sept. 8	at 21/20 Kansas State	FX	L, 13-52
		Manhattan, Kan. / Bill Snyder Family Stadium (50,000) / Stephen Morris: 19-26, 215 yards		
	Sept. 15	BETHUNE-COOKMAN	ESPN3	W, 38-10
		Miami Gardens, Fla. / Sun Life Stadium (74,916) / Duke Johnson: 246 all-purpose yards, 4 TDs		
	Sept. 22	at RV/RV Georgia Tech*	RSN	W, 42-36 OT
		Atlanta, Ga. / Bobby Dodd Stadium (55,000) / Mike James: 89 rush yards, 24 rec. yards, 4 TDs		
	Sept. 29	NC STATE* (Family Weekend)	ESPN2	W, 44-37
		Miami Gardens, Fla. / Sun Life Stadium (74,916) / Stephen Morris: 26-49, 566 yards (UM record), 5 TD		
	Oct. 6	vs. 9/10 Notre Dame	NBC	L, 3-41
		Chicago, Ill. / Soldier Field (61,500) / Brandon McGee: 9 tackles (8 solo, 1 tackle for loss)		
	Oct. 13	NORTH CAROLINA* (Hispanic Heritage Day)	ESPN2	L, 14-18
		Miami Gardens, Fla. / Sun Life Stadium (74,916) / Mike James: 22 carries, 96 yards, 1 TD		
	Oct. 20	FLORIDA STATE (Homecoming)	ABC	L, 20-33
		Miami Gardens, Fla. / Sun Life Stadium (74,916) / Mike James: 8 receptions, 75 yards, 1 rush TD		
	Nov. 1	VIRGINIA TECH*	ESPN	7:30 p.m.
		Miami Gardens, Fla. / Sun Life Stadium (74,916) / Miami leads, 17-12 (0-1 under Golden)		
	Nov. 10	at Virginia*	TBA	
		Charlottesville, Va. / Scott Stadium (61,500) / Miami leads, 5-4 (0-1 under Golden)		
	Nov. 17	USF* (Senior Day)	TBA	
		Miami Gardens, Fla. / Sun Life Stadium (74,916) / Miami leads, 3-1 (1-0 under Golden)		
	Nov. 24	at Duke*	TBA	
		Durham, N.C. / Wallace Wade Stadium (33,941) / Miami leads, 8-1 (1-0 under Golden)		

# WEEKLY MEDIA PLANNER: VIRGINIA TECH GAME

27 SAT	28 SUN	29 MON	30 TUE	31 WED	1 THU	2 FRI
<p><b>Practice (10 a.m.)</b> Greentree Practice Fields</p> <p>Golden and requested players available to media after practice</p>	<p><b>Practice (11:30 a.m.)</b> Greentree Practice Fields</p> <p>Golden and requested players available to media after practice</p>	<p><b>Weekly Press Conference</b> Edgerrin James Room 12-12:30 p.m. (Players) 12:30-1 p.m. (Golden)</p> <p><b>Hurricane Hotline</b> 7-9 p.m. (The Grove Spot)</p>	<p><b>NO AVAILABILITY</b></p>	<p><b>ACC Teleconference</b> 12:20 p.m.</p>	<p><b>Miami vs Virginia Tech</b> 7:30 p.m. (ESPN)</p> <p><b>Postgame Press Conference</b> <i>Miami locker room is closed</i></p> <p>AI Golden, 20 minutes after conclusion of game; players immediately after</p>	<p><b>AI Golden Teleconference</b> TBA</p> <p><b>No Player Availability</b></p>

## ACC INJURY REPORT

**WEEK 10 – VIRGINIA TECH**  
TBA

## MEDIA INFORMATION

### COVERING THE HURRICANES

Interview requests for players and coaches after practice must be submitted by Noon the previous day. Member members wishing to write feature stories should submit feature story requests to **Chris Yandle** (c.yandle@miami.edu) by 3 p.m. Sunday.

Yandle and the Miami Communications Staff will make every effort to schedule a separate time to accommodate those requests. Because of time constraints and academic/meeting obligations, media members may only request two (2) student-athletes and/or assistant coaches for post-practice interviews

### ACC TELECONFERENCE

Miami head coach **Al Golden** and the league's other 11 coaches will be featured on a weekly teleconference each Wednesday during the 2012 football season from 10:30 a.m. to 12:30 p.m., beginning Aug. 29, and concluding Nov. 21.

Each coach will have 10 minutes to make an opening statement and answer questions. There will be an audiofile available of each teleconference on the Conference's official website (theACC.com) each Wednesday afternoon as well as a written transcript of the call.

Golden's schedule time is 12:20 p.m. to 12:30 p.m. ET each Wednesday. Media representatives wishing to participate in the teleconference should contact the ACC Communications Office.

### HURRICANE HOTLINE

*Hurricane Hotline* is a weekly two-hour show hosted by **Joe Zagacki** and **Don Bailey Jr.** and airs Tuesday or Wednesday nights from 7-9 p.m. during the season at The Grove Spot (3324 Virginia Street, Coconut Grove).

*Hurricane Hotline* features interviews with UM head coach **Al Golden**, players, coaches and other Miami personnel as well as other featured guests. Fans are encouraged to listen on 560 WQAM or view the show in-person at The Grove Spot.

### RAISING CANES

*Raising Canes*, the award-winning all-access show produced by 3Penny Films, is back. Check out HurricaneSports.com for the latest show as well as previously archived shows.

## QUICK HITS

- A 'U' of firsts: In September 1955, the first college football game to be televised in color was Miami vs. Georgia Tech, a 14-6 Hurricanes loss. In November 1968, the first college football game to be televised on primetime television was Miami at Alabama, also a 14-6 UM loss.
- Freshman S **Deon Bush** and redshirt freshman LB **Eddie Johnson** are tied for ACC lead with 3 forced fumbles.
- Through 8 games, junior QB **Stephen Morris** led the ACC in completions (179), passing attempts (311) and passing yards (2,219), while ranking second with 277.4 yards per game.
- Notable Miami ACC statistical rankings: 4th in pass offense (289.0), 4th in 3rd down conversions (41.8), 6th in rushing offense (127.4), 6th in total offense (416.4), 8th in scoring offense (26.9), 9th in pass defense (249.9), 10th in 4th down conversions (42.9), 10th in pass efficiency (124.6), 11th in pass defense efficiency (137.0), 12th in scoring defense (32.4), 12th in total defense (499.1), 12th in rushing defense (249.2)
- Notable Miami NCAA statistical rankings: 26th in passing offense, 27th in kickoff returns (24.16), 47th in turnover margin (0.25), 47th in sacks allowed (1.63), 57th in total offense, 71st in scoring offense, 82nd in punt returns (7.00), 83rd in net punting (35.97), 83rd in pass defense and 84th in passing efficiency.
- Freshman RB **Duke Johnson** NCAA rankings: 17th in kick returns (27.94), 28th in all-purpose yards (137.88).
- Duke Johnson** ACC statistical rankings: 3rd in all-purpose yards (137.9), 8th in rushing (56.9).
- Junior QB **Stephen Morris** NCAA rankings: 27th in total offense (285.12), 79th in passing efficiency (123.60).
- Sophomore WR **Phillip Dorsett** NCAA rankings: 40th in kickoff returns (23.90), 78th in receiving yards (65.38).
- Stephen Morris** ranks 3rd among ACC quarterbacks in passing yards per game (277.4), 3rd in total offense (285.1) and 10th in pass efficiency (123.6).
- Miami has 15 different players that have at least one reception in eight games.
- Through 8 games, 21 freshmen have seen action for the Miami Hurricanes, including 16 true freshmen.
- Seven freshmen have started at least one game for the Miami Hurricanes — true freshman RT **Ereck Flowers**, true freshman RB **Duke Johnson**, true freshman WR **Malcolm Lewis**, true freshman S **Deon Bush**, redshirt freshman LB **Eddie Johnson**, redshirt freshman DL **Corey King** and true freshman DL **Earl Moore**.
- In the first 20 games of the **Al Golden** era, Miami has used 18 different defensive starting lineups.

## VIRGINIA TECH SERIES HISTORY

- Miami holds a 17-12 series advantage against Virginia Tech, but the Hokies have won three straight.
- Miami holds a slim 9-7 advantage at home over VT and lost four of the last five meetings in Miami.
- Thursday will mark the 21st consecutive season the schools have met, dating back to their years as Big East Conference foes. Virginia Tech holds a 12-9 series edge in conference meetings.
- It will also be on the sixth time that neither team is ranked at the time of their meeting.
- Last season, Miami overcame a 21-7 second-quarter deficit to take a 35-31 lead late in the fourth quarter on a Lamar Miller 30-yard run in Blacksburg. However, Logan Thomas scampered in from 19 yards out with 56 seconds remaining to give the Hokies the eventual 38-35 win at Lane Stadium.

## PERRYMAN'S PRESENCE

- Sophomore LB **Denzel Perryman** ranks second on the Miami Hurricanes squad with 47 total tackles, including a team-best 38 stops. Thirty-one of Perryman's 47 tackles have come in the last 3 games, including a team-high 11 tackles in an Oct. 13 loss to North Carolina and a season-high 12 stops Oct. 20 vs. No. 14 Florida State.

## MAKING MOST OF RED ZONE CHANCES

- Through 8 games, the Miami Hurricanes are converting 82.8 percent of their red zone opportunities (24 of 29). Dating back to the third quarter of its 44-37 win Sept. 29 vs. NC State, Miami has converted eight consecutive red zone trips, including six TDs.

## FRESHMAN FUMBLE (EN)FORCERS

- Freshman S **Deon Bush** and redshirt freshman LB **Eddie Johnson** both have 3 forced fumbles each – tied for the lead among ACC defenders. Bush and Johnson have combined for 6 of Miami’s 11 forced fumbles this season.

## #DUUKE ON JET AWARD, CFPA FRESHMAN WATCH LISTS

- Freshman RB/PK **Duke Johnson** is among the names listed on the 2012 Jet Award Midseason and the 2012 CFPA National Freshman Performer of the Year Watch Lists.
- The Jet Award honors the best return specialist in college football. The 2012 Jet Award Midseason Watch List includes several of the nation’s leading kickoff and punt returners. Johnson is the only freshman and one of two ACC representatives on the 12-player midseason list.
- Johnson is one of 28 FBS players on the 2012 National Freshman Performer of the Year Watch List by College Football Performance Award. Johnson and Stefon Diggs (Maryland) are the lone ACC representatives.

## A WIN BY MIAMI WOULD...

- Snap the Hurricanes’ three-game losing streak, the longest of the **AI Golden** era (lost 4 straight from Nov. 20, 2010-Sept. 5, 2011).
- Snap the Hurricanes’ three-game series losing streak to Virginia Tech.
- Be its first home win over Virginia Tech since 2008.
- Be its fourth ACC win and snap its two-game ACC losing streak.
- Increase **AI Golden**’s Miami record to 11-10.

## HURRICANE STUDENT-ATHLETES SET GSR SCHOOL RECORD

- The University of Miami recorded a department-wide school-record Graduation Success Rate (GSR) of 93 percent, according to the rates released Oct. 25 by the NCAA.
- As a department, Miami’s 93 percent GSR ranks fourth among ACC schools and is eighth overall among FBS schools. Overall, the University of Miami athletic department has improved from 77 to 93 percent from 2005 to 2012, a year after UM student-athletes posted a then-record 89 percent GSR in 2011. UM has exceeded the NCAA average GSR in each of the last eight years.
- Six UM teams compiled GSR marks of 100 percent; men’s diving and golf posted its eighth consecutive perfect GSR mark, while women’s tennis recorded its fifth straight GSR score of 100 percent. Also adding perfect GSR scorers were women’s rowing, women’s golf, women’s swimming and volleyball.
- Volleyball posted a perfect score for the second consecutive year, while both rowing and women’s swimming set program-record highs for GSR.
- Football jumped six points from 88 to 94 in 2012, tying for the third-highest GSR score among FBS schools and improving by 27 points (67 to 94) from 2010. Baseball had the largest jump of any UM program, improving by 20 points (60 to 80).
- The most recent Division I Graduation Success Rates are based on the four entering classes from 2002-2003 through 2005-06.

UNIVERSITY OF MIAMI'S 2012 GSR PERCENTAGES	
SPORT	SCORE
Men’s Diving	100
Women’s Rowing	100
Women’s Golf	100
Women’s Swimming	100
Women’s Tennis	100
Volleyball	100
Football	94
Men’s Cross Country/Track	94
Women’s Cross Country/Track	94
Women’s Basketball	93
Men’s Tennis	89
Soccer	88
Men’s Basketball	87
Baseball	80

## RECORD BREAKDOWN

Current Streak .....	Lost 3
Current Home Streak .....	Lost 2
Current Road Streak .....	Lost 3
Last Win .....	44-37 vs. NC State (9/29/12)
Last Road Win .....	42-36 (OT) at Georgia Tech (9/22/12)
Last Loss .....	20-33 vs. Florida State (10/20/12)
Last Road Loss .....	3-41 at Notre Dame (10/6/12)

	2012	GOLDEN
Home.....	2-2	6-5
Away.....	2-2	4-5
Natural Grass .....	3-3	9-9
Artificial Turf.....	1-1	1-1
vs. Ranked Opponents.....	0-3	2-4
September .....	4-1	5-3
October .....	0-3	3-5
November .....	0-0	2-2
December .....	0-0	0-0

Leading at Halftime.....	3-0	8-1
Trailing at Halftime.....	1-4	1-9
Tied at Halftime.....	0-0	1-0
Scoring First.....	1-1	7-3
Opponent Scoring First.....	3-3	3-7

Score < 20 Points.....	0-3	1-5
Score 20+ Points.....	3-1	8-5
Score 30+ Points.....	3-0	6-1
Score 40+ Points.....	2-0	4-0
Opponent Scores < 20 Points.....	1-1	6-1
Opponent Scores 20+ Points.....	3-3	4-9
Opponent Scores 30+ Points.....	3-3	3-5
Opponent Scores 40+ Points.....	0-2	0-2

Gain < 20 First Downs.....	0-3	4-6
Gain 20+ First Downs.....	4-1	6-4
Opponent Gains < 20 First Downs .....	1-0	5-2
Opponent Gains 20+ First Downs.....	3-4	5-8

More Rushing Yards Than Opponent.....	1-0	3-3
Fewer Rushing Yards Than Opponent .....	3-4	7-7
Rush For < 100 Yards.....	1-3	3-4
Rush For 100+ Yards.....	3-1	7-6
Opponent Rushes For < 100 Yards.....	1-0	1-1
Opponent Rushes For 100+ Yards .....	3-4	9-9

More Passing Yards Than Opponent .....	3-2	7-6
Fewer Passing Yards Than Opponent .....	1-1	3-3
Equal Passing Yards.....	0-1	0-1
Pass For < 200 Yards.....	0-0	2-1
Pass For 200+ Yards .....	4-4	8-9
Opponent Passes For < 200 Yards.....	2-0	6-3
Opponent Passes For 200+ Yards .....	2-4	4-7

More Total Yards Than Opponent.....	2-0	7-4
Fewer Total Yards Than Opponent .....	2-4	3-6
Gain < 300 Total Yards .....	0-3	1-3
Gain 300+ Total Yards.....	4-1	9-7
Opponent Gains < 300 Total Yards.....	0-0	3-1
Opponent Gains 300+ Total Yards.....	4-4	7-9

Commit No Turnovers .....	0-1	1-3
Commit < 3 Turnovers.....	4-2	8-3
Commit 3+ Turnovers .....	0-1	1-4
Force < 3 Turnovers .....	2-4	7-8
Force 3+ Turnovers.....	2-0	3-2

Commit < 6 Penalties .....	1-2	5-4
Commit 6+ Penalties.....	3-2	5-6

3rd Down % < 25.....	0-0	0-1
3rd Down % 25-49 .....	2-4	6-8
3rd Down % 50+ .....	2-0	4-1
Opponent 3rd Down % < 25 .....	0-0	1-0
Opponent 3rd Down % 25-49.....	4-3	.....
8-7Opponent 3rd Down % 50+ .....	0-1	1-3

Trail Time of Possession .....	4-3	8-5
Lead Time of Possession .....	0-1	2-5

**QUICK FACTS**

**UNIVERSITY INFORMATION**

Location	Coral Gables, Fla.
Enrollment	15,629
Founded	1925
Nickname	Hurricanes
Colors	Orange (PMS 1665), Green (PMS 3435) and White
President	Donna E. Shalala
Interim Athletics Director	Blake James
Conference / Division	Atlantic Coast Conference / Coastal
Stadium / Capacity	Sun Life Stadium / 74,916
Press Box Phone	305-943-8060
Ticket Office Phone	1-800-GO-CANES (462-2637)

**COACHING STAFF**

Head Coach	Al Golden
Record at Miami	10-10 (2nd season)
Career Record	37-44 (7th season)
Assistant Head Coach / Def. Coord.	Mark D'Onofrio
Offensive Coordinator / Quarterbacks	Jedd Fisch
Senior Defensive Assistant / DL	Jethro Franklin
Tight Ends / National Recruiting Coord.	Brennan Carroll
Running Backs / FL Recruiting Coord.	Terry Richardson
Offensive Line	Art Kehoe
Wide Receivers / Passing Game Coord.	George McDonald
Defensive Backs	Paul Williams
Linebackers / Special Teams Coord.	Micheal Barrow
Graduate Assistant / Defense	Phillip Eisenstein
Graduate Assistant / Offense	DJ Hernandez

**SUPPORT STAFF**

Director of Football Operations	Don Corzine
Director of Player Development	Ryan McNamee
Senior Football Operations Coordinator	Hurlie Brown
Assistant Director of Football Operations	Rob Messinger
Coordinator of Football Operations	Matt Doherty
Coordinator of Football Operations	Lindsay Bohlen
Administrative Assistant to Head Coach	Myrna Schneider
Head Football Athletic Trainer	Vinny Scavo
Head Strength & Conditioning Coach	Andreu Swasey
Assistant Strength & Conditioning Coach	Cols Colas
Assistant Strength & Conditioning Coach	Victor Ishmael
Equipment Manager	Bobby Revilla

**COMMUNICATIONS (FOOTBALL)**

Director of Communications	Chris Yandle
Cell	786-877-9368
E-mail	c.yandle@miami.edu
Twitter	@ChrisYandle
Assistant Director	Scott Zavitz
Cell	305-342-1424
E-mail	szavitz@miami.edu
Twitter	@ScottZavitz
Assistant Director	Jimmy Gill
Cell	786-422-4029
E-mail	jjgill@miami.edu
Twitter	@JGill027
Website	<a href="http://www.HurricaneSports.com">www.HurricaneSports.com</a>
Football Blog	<a href="http://www.TheUFootball.com">www.TheUFootball.com</a>
Mailing Address	5821 San Amaro Drive Coral Gables, FL 33146

**BOTTS AMONG 2012 RAY GUY AWARD CANDIDATES**

- Senior P Dalton Botts is one of 69 candidates for the 2012 Ray Guy Award, the Augusta Sports Council announced Oct. 26. The Ray Guy Award is given to the nation's top collegiate punter.
- Botts, who was on the Ray Guy Award Watch List in July, ranks fifth among ACC punters with 40.5-yard average on 36 punts. He has pinned 15 punts inside the 20, while booting four kicks of 50-plus yards. The Taft, Calif., native is one of five ACC punters named as Ray Guy Award candidates, joining Will Monday (Duke), Sean Poole (Georgia Tech), Thomas Hibbard (North Carolina) and Alex Vozenilek (Virginia).
- The list will be narrowed to 10 semifinals on Nov. 9. Following the semifinalists announcement, a national body of Football Bowl Subdivision (FBS) sports information directors, coaches, media representatives and previous Ray Guy Award winners will vote for the top three finalists, who will be identified Nov. 19.
- The presentation of the Ray Guy Award will be featured on "The Home Depot College Football Awards" live Thu., Dec. 6 at 7:30 p.m. ET on ESPN.

**#ROOKIECANES NO MORE**

- Through 8 games, 21 freshmen – including 16 true freshmen – have seen game action for the Hurricanes.
- Of those 21 freshmen, seven have started at least one game – S **Deon Bush**, RT **Ereck Flowers**, RB **Duke Johnson**, WR **Malcolm Lewis**, DT **Earl Moore**, DL **Corey King** and LB **Eddie Johnson**.

**PLENTY OF OPTIONS**

- Miami has 15 different players that have at least one reception in eight games, with the 15th player being QB **Stephen Morris**. In addition to Morris, **Allen Hurns**, **Rashawn Scott**, **Phillip Dorsett**, **Clive Walford**, **Malcolm Lewis**, **Duke Johnson**, **Devon Johnson**, **Mike James**, **Asante Cleveland**, **Kendal Thompkins**, **Eduardo Clements**, **Dyron Dye**, **Maurice Hagens** and **Herb Waters** each have at least one grab.

**TWO-MINUTE OFFENSE**

- 13 of Miami's 30 scoring drives this season have needed less than two minutes, including five that have needed less than 60 seconds.
- At Boston College, Miami had three scoring drives that lasted under two minutes, including a pair of drives that resulted in a **Duke Johnson** TD run of more than 50 yards.
- Seven of the 13 scoring drives have occurred in the last three ACC games. In Miami's 44-37 home win over NC State, the Hurricanes had four scoring drives that needed less than 100 seconds – a 14-yard TD pass (0:42), a 24-yard TD pass (1:36), a 76-yard TD pass (1:12) and the game-winning 62-yard TD pass (0:29).

**CANES GREATS KENNEDY, JOHNSON TO BE HONORED**

- Pro Football Hall of Fame DE **Cortez Kennedy** and future College Football Hall of Fame inductee **Jimmy Johnson** will be honored during Miami's home game Nov. 1 vs. Virginia Tech.
- Kennedy, who was enshrined Aug. 4 into the Pro Football Hall of Fame, became the fifth Miami Hurricane to earn the honor, joining **Jim Otto** (1980), **Ted Hendricks** (1990), **Jim Kelly** (2002) and **Michael Irvin** (2007).
- Kennedy registered 58 sacks and scored one touchdown on a fumble recovery in his 11-season career with the Seattle Seahawks. The No. 3 overall pick in the 1990 NFL Draft, Kennedy had a streak of 116 games played, earned selection to eight Pro Bowls (1992-97, 1999, 2000) and missed just nine games out of a possible 176 in his career. As a senior defensive tackle in 1989, he emerged as a dominant force on what many considered to be the nation's top defensive line unit. Kennedy started all 12 games and his tenacious defense helped lead UM to a 11-1 season, a victory in the Sugar Bowl over Alabama and the 1989 National Championship. He earned second team AP All-American honors.
- Johnson, who coached the Hurricanes for five seasons from 1984-88, is one of 17 former players and coaches will be inducted Dec. 4 as part of the 2012 class of the College Football Hall of Fame. Johnson becomes the third coach from the Hurricanes to earn such an honor, joining Jack Harding (1980) and Andy Gustafson (1985).
- In his five seasons at UM, Johnson compiled a 52-9 record and guided the Canes to the 1987 National Championship. That season, Miami went a perfect 12-0 and defeated six nationally ranked teams, including a 20-14 victory over then-No. 1 Oklahoma in the Orange Bowl. Including his five seasons as the head coach of Oklahoma State, Johnson's career collegiate record stands at 81-34-3.
- Johnson becomes the ninth man with ties to UM to be selected into the College Football Hall of Fame, including players **Don Bosseler** (1990), **Ted Hendricks** (1987), **Gino Torretta** (2009), **Arnold Tucker** (2008), and **Bennie Blades** (2006) and **Russell Maryland** (2011) – who both were coached by Johnson.

**FIVE WEEKS, SEVEN ACC PLAYER HONORS**

- Through the season's first five weeks, the Miami Hurricanes collected seven ACC Player of the Week honors, including a season-high three honorees Oct. 1.
- Freshman RB **Duke Johnson** and redshirt freshman LB **Eddie Johnson** have tallied two honors each, three of which were ACC Rookie of the Week honors. Junior QB **Stephen Morris** (Offensive Back), sophomore LB **Gianni Paul** (Linebacker) and sophomore WR **Phillip Dorsett** (Receiver) each have one ACC weekly honor.

## SIX CANES NAMED TO PHIL STEELE MIDSEASON ALL-ACC TEAM

- Six Miami Hurricanes were named to *Phil Steele's* 2012 Midseason All-ACC Team. Junior OL **Brandon Linder** and freshman KR **Duke Johnson** were named to the first team, while sophomore WR **Phillip Dorsett** and senior P **Dalton Botts** picked up second-team honors. Johnson (RB), sophomore DL **Anthony Chickillo** and sophomore LB **Denzel Perryman** were named to the third team.

## TIME OF POSSESSION BATTLE

- Before leading in time of possession in its 18-14 loss Oct. 13 against North Carolina (30:18-29:42), Miami had trailed in time of possession in seven consecutive games. That streak dated back to the 2011 season finale against Boston College.
- Miami has led in time of possession in only 9 of 32 quarters this season.

## MIAMI'S THUNDER AND LIGHTNING

- Senior RB **Mike James** and freshman RB **Duke Johnson** have combined for 912 of Miami's 1,044 rushing yards on 178 carries through 8 games. The lightning-quick Johnson, who has already collected two ACC Rookie of the Week honors this season, has amassed 470 yards and 5 rushing TDs on 83 carries, while the bruising James has 442 yards and 5 touchdowns on 95 carries.
- The duo combined for 160-plus rushing yards in three of Miami's first six games. In the Hurricanes' 41-32 season-opening win at Boston College, Johnson rushed for 135 yards, while James added 54 yards. Two weeks later, the pair amassed 171 yards — Johnson 94 yards and James 77 yards (both season highs).
- Johnson (7) and James (6) have combined for half of Miami's 26 total touchdowns this season.

## JAMES SELECTED TO ALLSTATE AFCA GOOD WORKS TEAM

- Senior RB **Mike James** is one of 22 student-athletes selected to the 2012 Allstate AFCA Good Works Team, announced by Allstate Insurance Company and the American Football Coaches Association.
- James is the sixth Miami Hurricane to be named to the Allstate AFCA Good Works Team, joining Robert Bass (1993), Tony Coley (1996), Ryan Clement (1997), Nate Books (1998) and Joaquin Gonzalez (2001).
- During his career at the University of Miami, James has contributed countless hours to supporting community service organizations in the Miami community, including volunteering for Empowered Youth, an organization providing mentoring to at-risk youth, serving as a project manager for the 2012 University of Miami Bone Marrow Drive and serving meals to the homeless with the Miami Rescue Mission. James has also been involved with The Ronald McDonald House, Rushing the Community and Canes on Patrol.

## #PROCANES

- More than 275 former Hurricanes have gone on to play professionally in the NFL.
- 38 Hurricanes have been a part of a Super Bowl-winning team and a total of 72 former Canes have played in a Super Bowl. DT Dwayne Hendricks, DB Bruce Johnson, SS Kenny Phillips and DB Antrel Rolle were members of the Super Bowl XLVI champion New York Giants in 2011. DT Vince Wilfork also played in Super Bowl XLVI for the New England Patriots.
- 51 former Hurricanes are currently with NFL teams as of Oct. 1, 2012.

**AFC East (5):** Dolphins (RB Lamar Miller, DE Olivier Vernon); Patriots (DT Marcus Forston, DL Vince Wilfork)

**AFC North (8):** Ravens (RB Damien Berry, LB Ray Lewis, T Bryant McKinnie, S Ed Reed, WR Tommy Streater);

Browns (WR Travis Benjamin); Pittsburgh Steelers (LB Sean Spence; CB DeMarcus Van Dyke)

**AFC South (7):** Texans (T Rashad Butler, CB Brandon Harris, WR Andre Johnson, C Chris Myers, ILB Darryl Sharpton);

Colts (WR Reggie Wayne); Tennessee Titans (LB Colin McCarthy)

**AFC West (6):** Broncos (T Orlando Franklin, RB Willis McGahee, WLB D.J. Williams); chiefs (DE Allen Bailey, T Eric Winston); Raiders (TE Richard Gordon)

**NFC East (8):** Giants (DE Adewale Ojomo, CB Bruce Johnson, S Kenny Phillips, S Antrel Rolle); Eagles (TE Chase Ford); Redskins (WR Leonard Hankerson, FS Brandon Meriweather, WR Santana Moss)

**NFC North (3):** Bears (WR Devin Hester); Lions (T Jason Fox); Packers (CB Sam Shields)

**NFC South (8):** Falcons (P Matt Boshier, DT Micanor Regis); Panthers (LB Jon Beason, TE Greg Olsen); Saints (TE Jimmy Graham, LB Jon Vilma, OL Harland Gunn); Tampa Bay: (WR Roscoe Parrish)

**NFC West (7):** Cardinals (DE Calais Campbell, RB Javaris James, WR LaRon Byrd); Rams (LB Rocky McIntosh; OL Brandon Washington); 49ers (LB Tavares Gooden, RB Frank Gore)

## RAISING CANES

- *Raising Canes*, the award-winning all-access show produced by 3Penny Films, is back. Check out HurricaneSports.com for the latest show as well as previously archived shows.

## FIND US SOCIALLY

- For all the latest information on Miami Hurricanes Football, follow @HurricaneSports or @LosHurricanes (official Spanish language account) on Twitter. You can also read the official blog for Hurricanes Football, [www.theufcfootball.com](http://www.theufcfootball.com).

## HURRICANES RADIO NETWORK

Miami Hurricanes football games can be heard throughout the state of Florida on the Hurricane Sports Network, anchored by WQAM (560 AM). WQAM.com will also stream the game online free of charge.

### FLAGSHIP STATIONS

Miami / Fort Lauderdale	WQAM (560 AM)
Spanish (Caracol)	WSUA (1260 AM)
University of Miami	WVUM (90.5 FM)

### AFFILIATES

Miami / Fort Lauderdale	WQAM (560 AM)
Spanish (Caracol)	WSUA (1260 AM)
Belle Glade	WBGF (900 AM)
	WSWN (93.5 FM)
Coco Beach	WIXC (1060 AM)
Fort Myers	ESPN (770 AM)
Fort Pierce	WPSL (1590 AM)
Jacksonville	1010XL
Jupiter	WSTU (1450 AM)
Kissimmee	ESPN (1080 AM)
Key West	WKWF (1600 AM)
Marathon	WFFG (1300 AM)
Melbourne	WIXC (1060 AM)
Meritt Island	WIXC (1060 AM)
Naples	ESPN (770 AM)
Orlando	ESPN (1080 AM)
Port St. Lucie	WPSL (1590 AM)
St. Augustine	XLAM (1010 AM)
St. Petersburg	WMGG (1470 AM)
	ESPN (1040 AM)
Stuart	WSTU (1450 AM)
Tampa	ESPN (1040 AM)
	WWBA (820 AM)
	WMGG (1470 AM)
Titusville	WIXC (1060 AM)
West Palm Beach	ESPN (760 AM)

## MIAMI MEDIA EMAIL LIST

### Releases Available via Email

Media members interested in receiving Miami football releases via email should send requests to **Chris Yandle** (c.yandle@miami.edu) and **Scott Zavitz** (szavitz@miami.edu).

### Game Day Media Policies

Only working media will be admitted to the Sun Life Stadium press box. Seats will be issued according to the following criteria:

1. State newspapers by circulation, wire services, national publications, newspapers from opponent's area and student newspapers from UM and opposing schools.
2. Other daily newspapers, with preference to those that regularly cover UM.
3. Radio and TV personnel not broadcasting, but considering reporting.
4. Non-daily newspapers, with preference to those which regularly cover Miami Football.
5. Professional football scouts.
6. Freelance and/or non-daily writers may be asked to produce copies of actual publications in which their work has appeared. In some cases, these materials will be required as verification of the writers' status.

# DEPTH CHART

## OFFENSE (PRO)

<b>WR</b>	<b>80</b>	<b>RASHAWN SCOTT</b>	<b>6-2, 190, So.</b>
	86	Herb Waters	6-2, 185, Fr.
<b>LT</b>	<b>79</b>	<b>MALCOLM BUNCHE</b>	<b>6-7, 325, RSo.</b>
	64	Hunter Wells	6-4, 300, RFr.
<b>LG</b>	<b>70</b>	<b>JONATHAN FELICIANO</b>	<b>6-5, 314, RSo.</b>
	68	Jeremy Lewis	6-4, 316, RSr.
<b>C</b>	<b>62</b>	<b>SHANE MCDERMOTT</b>	<b>6-4, 295, RSo.</b>
	75	Jared Wheeler	6-5, 314, RJr.
<b>RG</b>	<b>65</b>	<b>BRANDON LINDER</b>	<b>6-6, 308, Jr.</b>
	63	Daniel Isidora	6-4, 320, Fr.
<b>RT</b>	<b>77</b>	<b>SEANTREL HENDERSON -OR-</b>	<b>6-8, 340, Jr.</b>
	<b>74</b>	<b>ERECK FLOWERS</b>	<b>6-6, 314, Fr.</b>
<b>TE</b>	<b>46</b>	<b>CLIVE WALFORD</b>	<b>6-4, 250, RSo.</b>
	49	Dyron Dye	6-5, 255, RJr.
	82	Asante Cleveland	6-5, 263, Jr.
<b>FB</b>	<b>33</b>	<b>MAURICE HAGENS</b>	<b>5-11, 240, Jr.</b>
	43	Sean Harvey	6-4, 262, RSo.
<b>QB</b>	<b>17</b>	<b>STEPHEN MORRIS</b>	<b>6-2, 214, Jr.</b>
	11	Ryan Williams	6-5, 221, RSo.
<b>RB</b>	<b>5</b>	<b>MIKE JAMES</b>	<b>5-11, 220, Sr.</b>
	8	Duke Johnson	5-9, 188, Fr.
	25	Dallas Crawford	5-10, 192, RFr.
<b>WR</b>	<b>4</b>	<b>PHILLIP DORSETT</b>	<b>5-10, 185, So.</b>
	83	Kendal Thompkins	5-10, 182, RSr.
	6	Robert Lockhart Jr.	6-1, 188, Fr.
<b>WR</b>	<b>1</b>	<b>ALLEN HURNS</b>	<b>6-3, 192, Jr.</b>
	24	Davon Johnson	6-0, 188, Sr.

## SPECIALISTS

<b>P</b>	<b>13</b>	<b>DALTON BOTTS</b>	<b>6-3, 205, Sr.</b>
	40	Jake Wieclaw	6-2, 193, RSr.
<b>FG</b>	<b>40</b>	<b>JAKE WIECLAW</b>	<b>6-2, 193, RSr.</b>
	18	Matt Goudis	6-0, 170, RFr.
<b>KO</b>	<b>40</b>	<b>JAKE WIECLAW</b>	<b>6-2, 193, RSr.</b>
	18	Matt Goudis	6-0, 170, RFr.
<b>H</b>	<b>13</b>	<b>DALTON BOTTS</b>	<b>6-3, 205, Sr.</b>
	11	Ryan Williams	6-5, 221, RSo.
<b>LS</b>	<b>61</b>	<b>PAUL KELLY</b>	<b>6-1, 262, RSr.</b>
	59	Jimmy Gaines	6-3, 230, Jr.
<b>SS</b>	<b>61</b>	<b>PAUL KELLY</b>	<b>6-1, 262, RSr.</b>
	65	Brandon Linder	6-6, 308, Jr.
<b>PR</b>	<b>4</b>	<b>PHILLIP DORSETT</b>	<b>5-10, 185, So.</b>
	8	Duke Johnson	5-9, 188, Fr.
<b>KR</b>	<b>4</b>	<b>PHILLIP DORSETT</b>	<b>5-10, 185, So.</b>
	8	Duke Johnson	5-9, 188, Fr.

## DEFENSE (4-3)

<b>DE</b>	<b>71</b>	<b>ANTHONY CHICKILLO</b>	<b>6-4, 262, So.</b>
	92	Jalen Grimble -OR-	6-2, 295, So.
	99	Jelani Hamilton	6-5, 271, Fr.
<b>DT</b>	<b>72</b>	<b>EARL MOORE</b>	<b>6-1, 300, Fr.</b>
	98	Darius Smith -OR-	6-2, 315, Sr.
	66	Dequan Ivery	6-1, 303, Fr.
<b>DT</b>	<b>91</b>	<b>OLSEN PIERRE</b>	<b>6-4, 300, So.</b>
	93	Luther Robinson -OR-	6-3, 288, RJr.
	67	Corey King	6-1, 295, RFr.
<b>DE</b>	<b>51</b>	<b>SHAYON GREEN</b>	<b>6-3, 260, RJr.</b>
	17	Tyriq McCord -OR-	6-3, 236, Fr.
	90	Ricardo Williams	6-5, 240, RFr.
<b>OLB</b>	<b>44</b>	<b>EDDIE JOHNSON</b>	<b>6-1, 238, RFr.</b>
	34	Thurston Armbrister	6-3, 222, So.
<b>MLB</b>	<b>59</b>	<b>JIMMY GAINES</b>	<b>6-3, 230, Jr.</b>
	56	Raphael Kirby	6-0, 218, Fr.
	36	Gionni Paul	6-1, 230, So.
<b>OLB</b>	<b>52</b>	<b>DENZEL PERRYMAN</b>	<b>6-0, 229, So.</b>
	34	Thurston Armbrister	6-3, 222, So.
	31	Tyrone Cornileus	6-2, 210, Jr.
<b>CB</b>	<b>37</b>	<b>LADARIUS GUNTER</b>	<b>6-2, 198, Jr.</b>
	3	Tracy Howard -OR-	5-11, 185, Fr.
	20	Thomas Finnie	5-10, 183, So.
<b>S</b>	<b>2</b>	<b>DEON BUSH</b>	<b>6-1, 190, Fr.</b>
	30	AJ Highsmith	6-0, 202, RJr.
<b>S</b>	<b>22</b>	<b>KACY RODGERS II</b>	<b>6-2, 210, Jr.</b>
	7	Vaughn Telemaque -OR-	6-2, 204, RSr.
	29	Rayshawn Jenkins	6-1, 203, Fr.
<b>CB</b>	<b>21</b>	<b>BRANDON MCGEE</b>	<b>6-0, 194, Sr.</b>
	39	Antonio Crawford	5-11, 188, Fr.

## PRONUNCIATION GUIDE

<b>JaWand</b> Blue	<b>Juh-Wand</b>
<b>Ramon</b> Buchanan	<b>Ray-mon</b> , like Raymond
<b>Akil</b> Craig	<b>Ah-keel</b>
<b>Nantambu-Akil</b> Fentress	<b>Non-tam-bu</b> Ah-keel
<b>Taylor</b> Gadbois	<b>Gad-bwah</b>
<b>Matt</b> Goudis	<b>Goo-dis</b>
<b>Shayon</b> Green	<b>Shay-on</b>
<b>Alex</b> Irastorza	<b>I-ruh-stor-zuh</b>
<b>Dequan</b> Ivery	<b>Dey-quan</b>
<b>Davon</b> Johnson	<b>Duh-vahn</b>
<b>D'Mauri</b> Jones	<b>Duh-maury</b>
<b>Tyriq</b> McCord	<b>Ty-reek</b>
<b>Andrew</b> Swasey	<b>Sway-zee</b>
<b>Vaughn</b> Telemaque	<b>Tell-uh-mack</b>
<b>Jake</b> Wieclaw	<b>Why-claw</b>

# PLAYER PROFILES

## 34 • THURSTON ARMBRISTER LB

6-3 • 222 • So. • Hollywood, Fla.

- Had 3 tackles, including one for a loss vs. North Carolina
- Made four tackles against Notre Dame
- Registered three tackles at Georgia Tech
- Career-first start at Boston College, making three total tackles
- Member of the practice squad in 2011

### CAREER STATISTICS

#### DEFENSIVE

YEAR	G	UT	AT	TT	TFL-YDS	QBS-YDS	FF/FR	PBU	INT-YDS
2012	8	13	6	19	1.0-1	0-0	0/0	0/0	0-0

### CAREER BESTS

#### DEFENSIVE

Tackles: 4, at Notre Dame, 2012

Solo Tackles: 3, two times (last vs. North Carolina, 2012)



Scan to visit *Thurston Armbriter's* complete bio at HurricaneSports.com

## 13 • DALTON BOTTS P

6-3 • 207 • Sr. • Taft, Calif.

### RAY GUY AWARD CANDIDATE

#### MIDSEASON ALL-ACC, SECOND TEAM (Phil Steele)

- Notched a season-long 56 yard punt against Florida State
- Punted 3 times against North Carolina, with one downed at 1
- Placed 3 of 5 punts inside the 20 at Notre Dame
- Punted 7 times for 263 yards and rushed for a first down on a fake field goal against NC State
- Recorded 1 of 2 punts inside the 20 at Georgia Tech
- Landed 3 punts inside the 20 with a long of 51 yards against Bethune-Cookman
- Punted 4 times at Kansas State (40.0 avg.)
- Averaged 40.6 yards on five punts at Boston College
- 2012 Preseason All-ACC selection, Ray Guy Award nominee

### CAREER STATISTICS

#### PUNTING

YEAR	G	NO	YDS	LG	AVG
2011	12	48	2,051	62	42.7
2012	8	36	1,459	56	40.5
Career	20	84	3,510	62	41.7

### CAREER BESTS

#### PUNTING

Punts: 8, at USF, 2011

Yards: 347, at USF, 2011

Long: 62, vs. Boston College, 2011

Average: 47.8, vs. Ohio State, 2011



Scan to visit *Dalton Botts' complete* bio at HurricaneSports.com

## 79 • MALCOLM BUNCHE OL

6-7 • 323 • RSo. • Newark, Del.

- Started every game at left tackle
- Started against Notre Dame, did not allow a sack
- Blocked for offense that put up 651 yards of offense vs NC State
- Started at Georgia Tech, as offensive line did not allow a sack
- Started and part of offensive line that did not allow a sack and rushed for 215 yards against Bethune-Cookman
- Started at left tackle against Kansas State
- Started at left tackle against Boston College, part of offensive line that only allowed one sack and helped accumulate 208 yards rushing



Scan to visit *Malcolm Bunche's* complete bio at HurricaneSports.com

## 2 • DEON BUSH DB

6-1 • 195 • Fr. • Miami, Fla.

- Picked up 4 tackle and 1 pass breakup against Florida State
- Forced 2 fumbles and had 1 pass breakup at Notre Dame
- Two tackles against NC State
- Had 3 tackles, including one for a loss, at Georgia Tech
- Made career-first start at safety against Bethune-Cookman and made 3 solo tackles and 1 pass break up
- Made 6 solo tackles and forced a fumble at Kansas State
- Appeared in career-first game at BC, making 4 solo stops

### CAREER STATISTICS

#### DEFENSIVE

YEAR	G	UT	AT	TT	TFL-YDS	QBS-YDS	FF/FR	PBU	INT-YDS
2012	8	24	4	28	1.0-2	0-0	3/0	3	0-0

### CAREER BESTS

#### DEFENSIVE

Tackles: 6, at Kansas State, 2012

Solo Tackles: 6, at Kansas State, 2012



Scan to visit *Deon Bush's complete* bio at HurricaneSports.com

## 71 • ANTHONY CHICKILLO DL

6-4 • 265 • So. • Tampa, Fla.

#### MIDSEASON ALL-ACC, THIRD TEAM (Phil Steele)

- Notched 5 tackles in win over NC State
- Recorded 7 tackles, 3.0 TFL, and 1 sack at Georgia Tech
- Had 5 tackles and fumble recovery in start vs Bethune-Cookman
- Finished third in 2011 ACC Defensive ROY Award voting
- Third generation Miami Hurricane

### CAREER STATISTICS

#### DEFENSIVE

YEAR	G	UT	AT	TT	TFL-YDS	QBS-YDS	FF/FR	PBU	INT-YDS
2011	12	15	23	38	6.5-25	5.0-20	1/1	0	0-0
2012	8	20	9	29	4.0-12	2.0-6	0/2	1	0-0
Career	20	35	32	67	10.5-37	7.0-26	1/3	1	0-0

### CAREER BESTS

#### DEFENSIVE

Tackles: 8, at Virginia Tech, 2011

Solo Tackles: 7, at Georgia Tech, 2012

Tackles-for-Loss: 3.0, at Georgia Tech, 2012

Sacks: 1.5, vs. Bethune-Cookman, 2011



Scan to visit *Anthony Chickillo's* complete bio at HurricaneSports.com

## 31 • TYRONE CORNILEUS LB

6-2 • 215 • Jr. • Stone Mountain, Ga.

- Picked up 3 tackles against Notre Dame
- Recorded 3 tackles against NC State
- Notched career-high 7 tackles at Kansas State

### CAREER STATISTICS

#### DEFENSIVE

YEAR	G	UT	AT	TT	TFL-YDS	QBS-YDS	FF/FR	PBU	INT-YDS
2010	10	3	3	6	0.0-0	0.0-0	0/0	0	0-0
2011	9	4	3	7	0.0-0	0.0-0	0/0	0	0-0
2012	8	14	10	24	0.0-0	0.0-0	0/0	2	0-0
Career	27	21	16	37	0.0-0	0.0-0	0/0	2	0-0

### CAREER BESTS

#### DEFENSIVE

Tackles: 7, at Kansas State, 2012

Solo Tackles: 4, vs. two opponents (last at Georgia Tech, 2012)



Scan to visit *Tyrone Cornileus's* complete bio at HurricaneSports.com

## 4 • PHILLIP DORSETT WR

5-9 • 187 • So. • Ft. Lauderdale, Fla.

#### MIDSEASON ALL-ACC, SECOND TEAM (Phil Steele)

- Reeled in career-high 191 yards — third-most in UM history — on 7 catches plus two TDs, including game-winning score, against NC State
- Had a 65-yard TD with 184 yards and a career-high 9 receptions at Georgia Tech
- Led Miami with 6 receptions in win over Bethune-Cookman
- Made 3 catches for 31 yards in a start at Kansas State

### CAREER STATISTICS

#### RECEIVING

YEAR	G	REC	YDS	AVG	TD	LG
2011	12	14	147	10.5	1	31
2012	8	34	523	15.7	3	65
Career	20	48	670	13.9	4	65

### CAREER BESTS

#### RECEIVING

Receptions: 9, at Georgia Tech, 2012

Yards: 191, vs. NC State, 2012

Longest Reception: 65, at Georgia Tech, 2012



Scan to visit *Phillip Dorsett's complete* bio at HurricaneSports.com

## 70 • JON FELICIANO OL

6-5 • 314 • RSo. • Davie, Fla.

- Started all 8 games in 2012 at left guard
- Blocked for offense that totaled 651 yards against NC State
- Part of offensive line that did not allow a sack and rushed for 215 yards against Bethune-Cookman
- Part of line that did not allow a sack and totaled 609 yards at Georgia Tech
- Saw action in 10 games and earned eight starts in 2011



Scan to visit *Joe Feliciano's complete* bio at HurricaneSports.com

## 20 • THOMAS FINNIE DB

5-10 • 185 • So. • Miami, Fla.

- Recorded 3 tackles versus Florida State
- Had an interception late in the fourth quarter against NC State
- Two tackles in start against Bethune-Cookman
- Started at K-State and made 2 tackles and one PBU
- Made career-first start with 4 tackles at Boston College

### CAREER STATISTICS

#### DEFENSIVE

YEAR	G	UT	AT	TT	TFL-YDS	QBS-YDS	FF/FR	PBU	INT-YDS
2011	11	10	4	14	1.0-4	0.0-0	0/0	1	0-0
2012	8	15	0	15	0.0-0	0.0-0	0/0	3	1-0
Career	19	25	4	29	1.0-4	0.0-0	0/0	4	1-0

# PLAYER PROFILES

## CAREER BESTS

### DEFENSIVE

Tackles: 4, at Boston College, 2012  
Solo Tackles: 4, at Boston College, 2012  
Tackles-for-Loss: 1.0, at North Carolina, 2011  
Interceptions: 1, vs. NC State, 2012



Scan to visit *Thomas Finnie's* complete bio at *HurricaneSports.com*

## 59 • JIMMY GAINES

LB

6-3 • 232 • Jr. • Getzville, N.Y.

- Notched six tackles, with one TFL, and recovered a fumble against Florida State
- Picked up four tackles against North Carolina
- Started at MLB and notched 7 total tackles at Georgia Tech
- Made 3 tackles in games at Boston College and Kansas State
- Earned 2011 starting job in camp, saw action in all 12 games

## CAREER STATISTICS

### DEFENSIVE

YEAR	G	UT	AT	TT	TFL-YDS	QBS-YDS	FF/FR	PBU	INT-YDS
2010	5	0	1	1	0.0-0	0.0-0	0/0	0	0-0
2011	12	24	34	58	3.0-7	0.0-0	0/0	1	0-0
2012	7	17	9	26	2.0-9	0.0-0	0/1	1	0-0
Career	24	41	44	85	5.0-16	0.0-0	0/1	2	0-0

## CAREER BESTS

### DEFENSIVE

Tackles: 9, at North Carolina, 2011  
Solo Tackles: 5, vs. Florida State, 2012  
Tackles-for-Loss: 1.5 at Virginia Tech, 2011



Scan to visit *Jimmy Gaines's* complete bio at *HurricaneSports.com*

## 51 • SHAYON GREEN

DL

6-3 • 260 • R.Jr. • Tifton, Ga.

- Leads team with 50 total tackles
- Had eight tackles against Florida State
- Recorded 5 tackles at Georgia Tech and 7 against NC State
- Had a game-high 8 tackles against Bethune-Cookman
- Led team and set a career high with 8 tackles at Kansas State
- Game captain and made start at Boston College with 7 tackles

## CAREER STATISTICS

### DEFENSIVE

YEAR	G	UT	AT	TT	TFL-YDS	QBS-YDS	FF/FR	PBU	INT-YDS
2010	2	1	0	1	0.0-0	0.0-0	0/0	0	0-0
2011	4	4	3	7	0.5-1	0.0-0	0/0	0	0-0
2012	8	29	21	50	1.5-20	0.0-0	0/1	1	0-0
Career	14	34	24	58	2.0-21	0.0-0	0/1	1	0-0

## CAREER BESTS

### DEFENSIVE

Tackles: 8, three times (last vs. Florida State, 2012)  
Solo Tackles: 5, vs. two opponents (last vs. Bethune-Cookman, 2012)  
Tackles-for-Loss: 1.0, at Kansas State, 2012



Scan to visit *Shayon Green's* complete bio at *HurricaneSports.com*

## 1 • ALLEN HURNS

WR

6-3 • 195 • Jr. • 2L • Carol City, Fla.

- Recorded 3 receptions versus Florida State
- Had 2 catches for 54 yards and a touchdown against NC State
- Made 2 receptions at Georgia Tech
- Had 2 receptions, including one for 22 yards, in start at K-State
- Started at Boston College and recorded a career-high 81 yards
- 2012 Biletnikoff Award Watch List member

## CAREER STATISTICS

### RECEIVING

YEAR	G	REC	YDS	AVG	TD	LG
2010	9	0	0	0.0	0	0
2011	12	31	415	13.4	4	41
2012	7	21	249	11.9	1	40
Career	28	52	664	12.8	5	41

## CAREER BESTS

### RECEIVING

Receptions: 6, vs. Ohio State, 2011  
Yards: 81, at Boston College, 2012  
Touchdowns: 2, vs. Ohio State, 2011  
Longest Reception: 41, at Virginia Tech, 2011



Scan to visit *Allen Hurns's* complete bio at *HurricaneSports.com*

## 5 • MIKE JAMES

RB

5-11 • 222 • Sr. • Haines City, Fla.

- Recorded career-highs with 75 receiving yards on eight receptions against Florida State
- Notched career-highs with 22 rushes and 96 yards against North Carolina, scoring one touchdown
- Racked up 3 rushing touchdowns (career-high 89 yards) and one receiving touchdown in win at Georgia Tech; scored game-winning touchdown in overtime
- Had 15 carries at Georgia Tech
- Named to Allstate AFCA Good Works Team

## CAREER STATISTICS

### RUSHING

YEAR	G	ATT	YDS	AVG	TD	LG
2009	13	15	36	3.1	1	11
2010	13	70	398	5.7	3	32
2011	12	72	275	3.8	7	32
2012	8	95	442	4.7	5	25
Career	46	252	1,151	4.6	16	32

### RECEIVING

YEAR	G	ATT	YDS	AVG	TD	LG
2009	13	15	105	7.0	0	17
2010	13	13	56	4.3	1	18
2011	12	9	80	8.9	1	36
2012	8	24	214	8.9	1	24
Career	46	61	455	7.5	3	36

## CAREER BESTS

### RUSHING

Carries: 22, vs. North Carolina, 2012  
Yards: 96, vs. North Carolina, 2012  
Touchdowns: 3, at Georgia Tech, 2012  
Longest Run: 32, twice (last vs. Duke, 2011)

### RECEIVING

Receptions: 8, vs. Florida State, 2012  
Yards: 75, vs. Florida State, 2012  
Touchdowns: 1, three times (last at Georgia Tech, 2012)  
Longest Reception: 36, vs. Duke, 2011



Scan to visit *Mike James's* complete bio at *HurricaneSports.com*

## 8 • DUKE JOHNSON

RB

5-9 • 188 • Fr. • Miami, Fla.

## JET AWARD WATCH LIST

## CFPA FRESHMAN OF THE YEAR WATCH LIST

MIDSEASON ALL-ACC, FIRST TEAM (*Phil Steele*) – PK  
MIDSEASON ALL-ACC, THIRD TEAM (*Phil Steele*) – RB

- Two-time ACC Rookie of the Week
- Rushed for a touchdown against NC State
- Rushed for 72 yards at Georgia Tech
- Recorded 4 touchdowns on 246 all-purpose yards in first collegiate home game against Bethune-Cookman
- Ran for 2 touchdowns and 135 yards in collegiate debut at Boston College (19.3 yards/carry)
- Had touchdown runs of over 56 and 54 yards at BC

## CAREER STATISTICS

### RUSHING

YEAR	G	ATT	YDS	AVG	TD	LG
2012	8	83	489	5.7	5	56

### RECEIVING

YEAR	G	ATT	YDS	AVG	TD	LG
2012	8	21	201	9.6	1	50

## CAREER BESTS

### RUSHING

Carries: 14, vs. two opponents (last, North Carolina, 2012)  
Yards: 135, at Boston College, 2012  
Touchdowns: 2, vs. two opponents (last vs. Bethune-Cookman, 2012)  
Longest Run: 56, at Boston College, 2012

### RECEIVING

Receptions: 3, three times (last vs. Florida State, 2012)  
Yards: 57, vs. Bethune-Cookman, 2012  
Touchdowns: 1, vs. Bethune-Cookman, 2012  
Longest Reception: 50, vs. Bethune-Cookman, 2012



Scan to visit *Duke Johnson's* complete bio at *HurricaneSports.com*

## 44 • EDDIE JOHNSON

LB

6-1 • 238 • So. • Atlanta, Ga.

- Recorded first-career interception and made two tackles for loss vs. North Carolina
- Picked up 7 tackles, 2 forced fumbles and a sack vs NC State
- Had a game-high 9 total tackles at Georgia Tech
- Made 3 tackles against Bethune-Cookman
- Career-first start at Kansas State, making 7 tackles
- Had 5 tackles and forced a fumble in collegiate debut at BC

## CAREER STATISTICS

### DEFENSIVE

YEAR	G	UT	AT	TT	TFL-YDS	QBS-YDS	FF/FR	PBU	INT-YDS
2012	8	29	14	43	5.5-17	1.0-8	3/0	1	1-24

## CAREER BESTS

### DEFENSIVE

Tackles: 9, at Georgia Tech, 2012  
Solo Tackles: 6, vs. two opponents (last vs. NC State, 2012)  
Tackles-for-Loss: 2.0, vs. North Carolina, 2012  
Forced Fumbles: 2, vs. NC State, 2012



Scan to visit *Eddie Johnson's* complete bio at *HurricaneSports.com*



# PLAYER PROFILES

## 65 • BRANDON LINDER OL

6-6 • 312 • Jr. • Southwest Ranches, Fla.

**MIDSEASON ALL-ACC, FIRST TEAM** (*Phil Steele*)

- Started at right guard in all eight games in 2012
- Blocked for offensive line that totaled 651 yards against NC State
- Part of offensive line that did not allow a sack and racked up 215 yards against Bethune-Cookman
- Played and started in all 12 games as sophomore in 2011



Scan to visit **Brandon Linder's** complete bio at HurricaneSports.com

## 62 • SHANE McDERMOTT C

6-4 • 296 • RSo. • Lake Worth, Fla.

- Started at center in all eight games in 2012
- Blocked for offensive line that totaled 651 yards against NC State
- Part of offensive line that did not allow a sack and racked up 215 yards against Bethune-Cookman
- Saw action in 10 games, allowed no sacks and registered zero penalties against for season



Scan to visit **Shane McDermott's** complete bio at HurricaneSports.com

## 21 • BRANDON McGEE DB

6-0 • 197 • Sr. • Plantation, Fla.

- Picked up five tackles, including a sack against Florida State
- Made a career-high 9 tackles against Notre Dame
- Had 2 tackles and returned a fumble 26 yards against NC State
- Registered 5 solo tackles in win at Georgia Tech
- 5 tackles, including one for a loss, and 2 pass break ups against Bethune-Cookman
- Started at Kansas State (game captain) and made an interception
- Served as a game captain and made 5 tackles in opener at BC
- Played and started in all 12 games as junior in 2011

### CAREER STATISTICS

#### DEFENSIVE

YEAR	G	UT	AT	TT	TFL-YDS	QBS-YDS	FF/FR	PBU	INT-YDS
2009	10	0	2	2	0.0-0	0.0-0	0/0	0	0-0
2010	10	8	7	15	0.0-0	0.0-0	0/0	0	0-0
2011	12	25	13	38	2.5-11	1.0-8	0/0	3	1-15
2012	8	29	9	38	4.0-18	1.0-8	0/1	3	1-0
<b>Career</b>	<b>40</b>	<b>62</b>	<b>31</b>	<b>93</b>	<b>6.5-29</b>	<b>2.0-16</b>	<b>0/1</b>	<b>6</b>	<b>2-15</b>

### CAREER BESTS

#### DEFENSIVE

Tackles: 9, at Notre Dame, 2012

Solo Tackles: 8, at Notre Dame, 2012

Tackles-for-Loss: 1.0, vs. multiple opponents (last vs. Florida State, 2012)

Sacks: 1.0, two times (last vs. Florida State, 2012)

Interceptions: 1, vs. two opponents (last at Kansas State, 2012)



Scan to visit **Brandon McGee's** complete bio at HurricaneSports.com

## 17 • STEPHEN MORRIS QB

6-2 • 214 • Jr. • Miami, Fla.

- Rushed for a career-high 40 yards with a TD vs. North Carolina
- Threw for ACC and school-record 566 passing yards and 5 touchdowns against NC State
- Threw for 436 yards on 31 of 52 passing at GT
- Completed 20 passes for 211 yards and a touchdown against Bethune-Cookman
- Threw for 215 yards at Kansas State, including a 56-yard connection to Clive Walford
- Had then-career highs with 28 completions and 45 attempts in season opener at Boston College

### CAREER STATISTICS

#### PASSING

YEAR	G	CMP	ATT	PCT	YDS	TD	INT
2010	6	82	153	53.6	1,240	7	9
2011	5	26	37	70.3	283	0	2
2012	8	179	311	57.6	2,219	10	7
<b>Career</b>	<b>19</b>	<b>287</b>	<b>501</b>	<b>57.2</b>	<b>3,742</b>	<b>17</b>	<b>18</b>

#### RUSHING

YEAR	G	ATT	YDS	AVG	TD	LG
2010	6	25	74	3.0	1	16
2011	5	11	-2	-0.2	1	13
2012	8	38	62	1.6	1	19
<b>Career</b>	<b>19</b>	<b>74</b>	<b>157</b>	<b>2.1</b>	<b>3</b>	<b>19</b>

### CAREER BESTS

#### PASSING

Attempts: 52, at Georgia Tech, 2012

Completions: 31, at Georgia Tech, 2012

Yards: 566, vs. NC State, 2012

Touchdowns: 5, vs. NC State, 2012

Interceptions: 3, vs. Virginia Tech, 2010

Longest Pass: 79, vs. Georgia Tech, 2010

#### RUSHING

Carries: 9, at Kansas State, 2012

Yards: 40, vs. North Carolina, 2012

Touchdowns: 1, three times (last vs. North Carolina, 2012)

Longest Run: 19, vs. North Carolina, 2012



Scan to visit **Stephen Morris's** complete bio at HurricaneSports.com

## 36 • GIONNI PAUL LB

6-0 • 230 • So. • Lakeland, Fla.

- Notched four tackles and two pass breakups against UNC
- Had 9 tackles against Notre Dame
- Recorded career-high 11 tackles vs NC State, forcing one fumble
- Saw action in seven games as a freshman

### CAREER STATISTICS

#### DEFENSIVE

YEAR	G	UT	AT	TT	TFL-YDS	QBS-YDS	FF/FR	PBU	INT-YDS
2011	7	1	3	4	0.0-0	0.0-0	0/0	0	0-0
2012	5	19	12	31	1.0-2	0.0-0	1/0	2	0-0
<b>Career</b>	<b>12</b>	<b>20</b>	<b>15</b>	<b>35</b>	<b>1.0-2</b>	<b>0.0-0</b>	<b>1/0</b>	<b>2</b>	<b>0-0</b>

### CAREER BESTS

#### DEFENSIVE

Tackles: 11, vs. NC State, 2012

Solo Tackles: 8, vs. NC State, 2012

Tackles-for-Loss: 1.0 vs. Bethune-Cookman, 2012



Scan to visit **Gionni Paul's** complete bio at HurricaneSports.com

## 52 • DENZEL PERRYMAN LB

6-0 • 230 • So. • Coral Gables, Fla.

**MIDSEASON ALL-ACC, THIRD TEAM** (*Phil Steele*)

- Game-high 12 tackles, adding a forced fumble vs. Florida State
- Game-high 11 tackles (3 for loss) against North Carolina
- Picked up 8 tackles against Notre Dame
- 4 tackles, including one for a loss, against Bethune-Cookman
- Game captain at Kansas state (five tackles)
- Had 7 tackles and returned INT for a TD at Boston College

### CAREER STATISTICS

#### DEFENSIVE

YEAR	G	UT	AT	TT	TFL-YDS	QBS-YDS	FF/FR	PBU	INT-YDS
2011	12	47	22	69	6.5-13	1.0-0	2/0	0	0-0
2012	6	38	9	47	6.0-14	0.0-0	0/0	0	1-41
<b>Career</b>	<b>18</b>	<b>85</b>	<b>31</b>	<b>116</b>	<b>12.5-27</b>	<b>1.0-0</b>	<b>2/0</b>	<b>0</b>	<b>1-41</b>

### CAREER BESTS

#### DEFENSIVE

Tackles: 14, vs. Boston College, 2011

Solo Tackles: 9, three times (last vs. Florida State, 2012)

Tackles-for-Loss: 3.0, three times (last vs. North Carolina, 2012)

Sacks: 1.0 vs. Georgia Tech, 2011

Interceptions: 1 at Boston College, 2012



Scan to visit **Denzel Perryman's** complete bio at HurricaneSports.com

## 91 • OLSEN PIERRE DL

6-4 • 296 • So. • Rahway, N.J.

- Four tackles with one for loss vs. North Carolina
- Had half TFL at Georgia Tech
- Started and recorded a career-high 7 tackles at Kansas State
- Registered 2 tackles and a pass breakup at Boston College
- Saw action in seven games as freshman in 2011

### CAREER STATISTICS

#### DEFENSIVE

YEAR	G	UT	AT	TT	TFL-YDS	QBS-YDS	FF/FR	PBU	INT-YDS
2011	7	3	1	4	0.5-0	0.0-0	0/0	0	0-0
2012	7	12	5	17	3.5-6	0.0-0	1/0	2	0-0
<b>Career</b>	<b>14</b>	<b>15</b>	<b>6</b>	<b>21</b>	<b>4.0-6</b>	<b>0.0-0</b>	<b>1/0</b>	<b>2</b>	<b>0-0</b>

### CAREER BESTS

#### DEFENSIVE

Tackles: 7, at Kansas State, 2012

Solo Tackles: 5, at Kansas State, 2012

Tackles-for-Loss: 1.0, three times (last vs. North Carolina, 2012)



Scan to visit **Olsen Pierre's** complete bio at HurricaneSports.com

## 22 • KACY RODGERS II DB

6-2 • 212 • Jr. • Southlake, Texas

- Had eight tackles versus Florida State
- Recorded 5 tackles against NC State, Notre Dame and UNC
- Picked up 6 total tackles at Georgia Tech
- 2 tackles in home opener vs. Bethune-Cookman
- Made start at Kansas State with two tackles
- Started at safety and recorded a team-high 8 tackles at BC

### CAREER STATISTICS

#### DEFENSIVE

YEAR	G	UT	AT	TT	TFL-YDS	QBS-YDS	FF/FR	PBU	INT-YDS
2010	3	1	2	3	0.0-0	0.0-0	0/0	0	0-0
2011	10	2	1	3	1.0-1	0.0-0	0/0	0	0-0
2012	8	30	11	41	0.0-0	0.0-0	0/0	0	0-0
<b>Career</b>	<b>21</b>	<b>33</b>	<b>14</b>	<b>47</b>	<b>1.0-1</b>	<b>0.0-0</b>	<b>0/0</b>	<b>0</b>	<b>0-0</b>

# PLAYER PROFILES

## CAREER BESTS

### DEFENSIVE

Tackles: 8, two times (last vs. Florida State, 2012)

Solo Tackles: 7, at Boston College, 2012

Tackles-for-Loss: 1.0, vs. Duke, 2011



Scan to visit *Kacy Rodgers's* complete bio at HurricaneSports.com

## 80 • RASHAWN SCOTT

WR

6-2 • 202 • So. • Melbourne, Fla.

- Picked up 6 receptions for 72 yards vs. North Carolina
- Notched 4 receptions against Notre Dame and 5 vs. FSU
- Second on team with 326 receiving yards
- Recorded career highs for receptions (6), receiving yards (180), touchdowns (2) and longest reception (76) in win against NC State

## CAREER STATISTICS

### RECEIVING

YEAR	G	REC	YDS	AVG	TD	LG
2011	6	1	2	2.0	0	2
2012	8	32	462	14.4	3	76
Career	14	33	464	14.1	3	76

## CAREER BESTS

### RECEIVING

Receptions: 6, two times (last vs. North Carolina, 2012)

Yards: 180, vs. NC State, 2012

Longest Reception: 76, vs. NC State, 2012



Scan to visit *Rashawn Scott's* complete bio at HurricaneSports.com

## 98 • DARIUS SMITH

DL

6-2 • 313 • RSr. • New Britain, Conn.

- Notched 3 tackles against NC State
- Started six games at defensive tackle
- Picked up a sack against against Bethune-Cookman
- Made three tackles at Kansas State

## CAREER STATISTICS

### DEFENSIVE

YEAR	G	UT	AT	TT	TFL-YDS	QBS-YDS	FF/FR	PBU	INT-YDS
2011	12	14	7	21	3.0-12	1.0-3	0/0	1	0-0
2012	8	7	4	11	1.0-3	1.0-3	0/0	0	0-0
Career	20	21	11	32	3.0-12	1.0-3	0/0	1	0-0

## CAREER BESTS

### DEFENSIVE

Tackles: 4, vs. Georgia Tech, 2011

Solo Tackles: 3, vs. Georgia Tech, 2011

Tackles-for-Loss: 1.0, four times (last vs. Bethune-Cookman, 2012)

Sacks: 1.0, vs. two opponents (last vs. Bethune-Cookman, 2012)



Scan to visit *Darius Smith's* complete bio at HurricaneSports.com

## 7 • VAUGHN TELEMAQUE

DB

6-2 • 202 • Sr. • Long Beach, Calif.

- Forced a fumble and recorded 2 tackles vs. NC State
- Made 5 tackles in start at Kansas State
- Started the season opener at Boston College, made 5 tackles
- Started all 12 games at safety in 2011

## CAREER STATISTICS

### DEFENSIVE

YEAR	G	UT	AT	TT	TFL-YDS	QBS-YDS	FF/FR	PBU	INT-YDS
2008	3	1	1	2	0.0-0	0.0-0	0/0	0	0-0
2009	12	29	19	48	2.0-5	0.0-0	0/1	4	0-0
2010	13	32	26	58	1.0-1	0.0-0	1/3	7	3-0
2011	12	36	23	59	0.5-1	0.0-0	0/1	2	1-0
2012	6	9	6	15	0.0-0	0.0-0	1/0	0	0-0
Career	46	107	75	182	3.5-7	0.0-0	2/5	13	4-0

## CAREER BESTS

### DEFENSIVE

Tackles: 8, at Maryland, 2011

Solo Tackles: 7, twice (last at Florida State, 2011)

Tackles-for-Loss: 1.5, vs. Georgia Tech, 2009



Scan to visit *Vaughn Telemaque's* complete bio at HurricaneSports.com

## 40 • JAKE WIECLAW

PK

6-2 • 197 • RSr. • New Lenox, Ill.

- Kicked two field goals against Florida State
- Made 2-of-3 field goals and 4 PATs at Georgia Tech
- Converted 2 field goals and PAT at Kansas State
- Converted all 5 PATs and 2 field goals at BC
- Played in all 12 games in 2011 while serving as team's primary placekicker, assuming duty on kickoffs and field goals
- Named 2011 Lou Groza Award Semifinalist, given annually to nation's top placekicker

## CAREER STATISTICS

### KICKING

YEAR	G	FGM	FGA	PCT	LG	XPM	XPA	PCT
2011	12	11	14	78.6	49	39	39	1.000
2012	8	10	15	66.7	38	25	25	1.000
Career	20	21	29	72.4	49	64	64	1.000

## CAREER BESTS

### KICKING

Field Goals Made: 3, at North Carolina, 2011

Field Goals Attempted: 3, twice (last at USF, 2011)

Long: 49, vs. Boston College, 2011

PATs Made: 7, vs. Duke, 2011

PATs Attempted: 7, vs. Duke, 2011



Scan to visit *Jake Wieclaw's* complete bio at HurricaneSports.com

## 11 • RYAN WILLIAMS

QB

6-6 • 223 • RSo. • Pembroke Pines, Fla.

- Threw for 80 yards on 9-of-13 passes off the bench vs. UNC
- Completed 2-of-2 passes with a touchdown at Kansas State
- Sat out 2011 season due to NCAA transfer regulations
- Spent 2010 at Memphis, playing in all 12 games (10 starts) - completed 165-of-290 passes for 2,075 yards and 13 TDs

## CAREER STATISTICS

### PASSING

YEAR	G	CMP	ATT	PCT	YDS	TD	INT
2010	12	165	290	56.9	2,075	13	10
2012	4	11	15	73.3	87	1	0
Career	16	176	305	57.7	2,162	14	10

## CAREER BESTS

### PASSING

Attempts: 34, vs. UCF, 2010

Completions: 21, vs. UCF, 2010

Yards: 293, at East Carolina, 2010

Touchdowns: 3, at East Carolina, 2010

Interceptions: 2, three times

Longest Pass: 81, vs. Southern Miss, 2010



Scan to visit *Ryan Williams' complete bio* at HurricaneSports.com

# 2012 STATISTICS (OVERALL: 4-4, ACC: 3-2, HOME: 2-2, AWAY: 2-2)

## RESULTS

						4-2 (3-0, ACC)	
DATE	UM	OPP	OPPONENT	W/L	SCORE	ATT	
Sept. 1	—	—	• at Boston College	W	41-32	39,262	
Sept. 8	—	21	at Kansas State	L	13-52	48,843	
Sept. 15	—	—	• Bethune-Cookman	W	38-10	39,435	
Sept. 22	—	RV	• at Georgia Tech	W OT	42-36	50,390	
Sept. 29	RV	—	• NC State	W	44-37	38,510	
Oct. 6	RV	9	vs. Notre Dame	L	3-41	62,871	
Oct. 13	—	—	• North Carolina				
Oct. 20	—	—	• Florida State				
Nov. 1	—	—	• Virginia Tech				
Nov. 10	—	—	• at Virginia				
Nov. 17	—	—	USF				
Nov. 24	—	—	• at Duke				

## TEAM STATISTICS

	UM	OPP
<b>SCORING</b>	<b>181</b>	<b>208</b>
Points Per Game	30.2	34.7
<b>FIRST DOWNS</b>	<b>124</b>	<b>158</b>
Rushing	37	82
Passing	74	61
Penalty	13	15
<b>RUSHING YARDAGE</b>	<b>805</b>	<b>1504</b>
Yards gained rushing	889	1621
Yards lost rushing	84	117
Rushing Attempts	174	302
Average Per Rush	4.6	5.0
Average Per Game	134.2	250.7
TDs Rushing	10	19
<b>PASSING YARDAGE</b>	<b>1843</b>	<b>1556</b>
Comp-Att-Int	144-244-4	97-164-5
Average Per Pass	7.6	9.5
Average Per Catch	12.8	16.0
Average Per Game	307.2	259.3
TDs Passing	10	7
<b>TOTAL OFFENSE</b>	<b>2648</b>	<b>3060</b>
Total Plays	418	466
Average Per Play	6.3	6.6
Average Per Game	441.3	510.0
<b>KICK RETURNS: #-Yards</b>	<b>27-667</b>	<b>30-431</b>
<b>PUNT RETURNS: #-Yards</b>	<b>10-54</b>	<b>6-100</b>
<b>INT RETURNS: #-Yards</b>	<b>5-50</b>	<b>4-11</b>
<b>KICK RETURN AVERAGE</b>	<b>24.7</b>	<b>14.4</b>
<b>PUNT RETURN AVERAGE</b>	<b>5.4</b>	<b>16.7</b>
<b>INT RETURN AVERAGE</b>	<b>10.0</b>	<b>2.8</b>
<b>FUMBLES-LOST</b>	<b>7-5</b>	<b>14-7</b>
<b>PENALTIES-Yards</b>	<b>43-340</b>	<b>35-247</b>
Average Per Game	56.7	41.2
<b>PUNTS-Yards</b>	<b>28-1132</b>	<b>22-891</b>
Average Per Punt	40.4	40.5
Net punt average	35.4	37.1
<b>TIME OF POSSESSION/Game</b>	<b>24:53</b>	<b>35:07</b>
<b>3RD-DOWN Conversions</b>	<b>41/91</b>	<b>36/80</b>
3rd-Down Pct	45%	45%
<b>4TH-DOWN Conversions</b>	<b>2/6</b>	<b>4/9</b>
4th-Down Pct	33%	44%
<b>SACKS BY-Yards</b>	<b>7-39</b>	<b>7-56</b>
<b>MISC YARDS</b>	<b>0</b>	<b>0</b>
<b>TOUCHDOWNS SCORED</b>	<b>22</b>	<b>26</b>
<b>FIELD GOALS-ATTEMPTS</b>	<b>8-13</b>	<b>8-10</b>
<b>ON-SIDE KICKS</b>	<b>0-0</b>	<b>0-0</b>
<b>RED-ZONE SCORES</b>	<b>(18-23) 78%</b>	<b>(29-34) 85%</b>
<b>RED-ZONE TOUCHDOWNS</b>	<b>(11-23) 48%</b>	<b>(22-34) 65%</b>
<b>PAT-ATTEMPTS</b>	<b>(21-21) 100%</b>	<b>(24-25) 96%</b>
<b>ATTENDANCE</b>	<b>77945</b>	<b>201366</b>
Games/Avg Per Game	2/38972	4/50342

SCORE BY QUARTERS	1Q	2Q	3Q	4Q	OT	Total
Miami	69	20	27	59	6	181
Opponents	49	51	52	56	0	208

## RUSHING

	G	ATT	GAIN	LOSS	NET	AVG	TD	LG	YPG
Duke Johnson	6	60	391	10	381	6.3	5	56	63.5
Mike James	6	66	317	11	306	4.6	3	25	51.0
Eduardo Clements	6	16	74	4	70	4.4	2	17	11.7
Stephen Morris	6	26	98	53	45	1.7	0	17	7.5
Dalton Botts	6	2	4	1	3	1.5	0	4	0.5
Phillip Dorsett	6	3	5	3	2	0.7	0	5	0.3
Team	2	1	0	2	-2	-2.0	0	0	-1.0
<b>TOTAL</b>	<b>6</b>	<b>174</b>	<b>889</b>	<b>84</b>	<b>805</b>	<b>4.6</b>	<b>10</b>	<b>56</b>	<b>134.2</b>
<b>OPPONENTS</b>	<b>6</b>	<b>302</b>	<b>1621</b>	<b>117</b>	<b>1504</b>	<b>5.0</b>	<b>19</b>	<b>55</b>	<b>250.7</b>

## PASSING

	G	EFF	C-A-I	PCT	YDS	TD	LG	AVG/G
Stephen Morris	6	131.37	142-242-4	58.7	1836	9	76	306.0
Ryan Williams	3	294.40	2-2-0	100.0	7	1	5	2.3
<b>TOTAL</b>	<b>6</b>	<b>132.71</b>	<b>144-244-4</b>	<b>59.0</b>	<b>1843</b>	<b>10</b>	<b>76</b>	<b>307.2</b>
<b>OPPONENTS</b>	<b>6</b>	<b>146.83</b>	<b>97-164-5</b>	<b>59.1</b>	<b>1556</b>	<b>7</b>	<b>73</b>	<b>259.3</b>

## RECEIVING

	G	NO	YDS	AVG	TD	LG	AVG/G
Phillip Dorsett	6	29	470	16.2	3	65	78.3
Rashawn Scott	6	21	359	17.1	2	76	59.8
Duke Johnson	6	18	182	10.1	1	50	30.3
Davon Johnson	6	16	262	16.4	0	41	43.7
Allen Hurns	5	15	184	12.3	1	40	36.8
Mike James	6	12	110	9.2	1	24	18.3
Clive Walford	6	11	124	11.3	1	56	20.7
Malcolm Lewis	4	8	73	9.1	1	18	18.2
Herb Waters	6	4	24	6.0	0	7	4.0
Maurice Hagens	6	2	19	9.5	0	11	3.2
Asante Cleveland	6	2	12	6.0	0	7	2.0
Eduardo Clements	6	2	11	5.5	0	6	1.8
Dyron Dye	6	2	10	5.0	0	6	1.7
Kendal Thompkins	6	2	3	1.5	0	5	0.5
<b>TOTAL</b>	<b>6</b>	<b>144</b>	<b>1843</b>	<b>12.8</b>	<b>10</b>	<b>76</b>	<b>307.2</b>
<b>OPPONENTS</b>	<b>6</b>	<b>97</b>	<b>1556</b>	<b>16.0</b>	<b>7</b>	<b>73</b>	<b>259.3</b>

## TOTAL OFFENSE

	G	PLAYS	RUSH	PASS	TOTAL	AVG/G
Stephen Morris	6	268	45	1836	1881	313.5
Duke Johnson	6	60	381	0	381	63.5
Mike James	6	66	306	0	306	51.0
Eduardo Clements	6	16	70	0	70	11.7
Ryan Williams	3	2	0	7	7	2.3
Dalton Botts	6	2	3	0	3	0.5
Phillip Dorsett	6	3	2	0	2	0.3
Team	2	1	-2	0	-2	-1.0
<b>TOTAL</b>	<b>6</b>	<b>418</b>	<b>805</b>	<b>1843</b>	<b>2648</b>	<b>441.3</b>
<b>OPPONENTS</b>	<b>6</b>	<b>466</b>	<b>1504</b>	<b>1556</b>	<b>3060</b>	<b>510.0</b>

## SCORING

	TD	FGs	PAT	RUSH	RCV	PASS	DXP	SAF	PTS
Jake Wieclaw	0	8-13	21-21	0-0	0	0-0	0	0	45
Duke Johnson	7	0-0	0-0	0-0	0	0-0	0	0	42
Mike James	4	0-0	0-0	0-0	0	0-0	0	0	24
Phillip Dorsett	3	0-0	0-0	0-0	0	0-0	0	0	18
Rashawn Scott	2	0-0	0-0	0-0	0	0-0	0	0	12
Eduardo Clements	2	0-0	0-0	0-0	0	0-0	0	0	12
Clive Walford	1	0-0	0-0	0-0	0	0-0	0	0	6
Denzel Perryman	1	0-0	0-0	0-0	0	0-0	0	0	6
Allen Hurns	1	0-0	0-0	0-0	0	0-0	0	0	6
Malcolm Lewis	1	0-0	0-0	0-0	0	0-0	0	0	6
Team	0	0-0	0-0	0-0	0	0-0	0	1	2
Jelani Hamilton	0	0-0	0-0	0-0	0	0-0	0	1	2
<b>TOTAL</b>	<b>22</b>	<b>8-13</b>	<b>21-21</b>	<b>0-0</b>	<b>0</b>	<b>0-0</b>	<b>0</b>	<b>2</b>	<b>181</b>
<b>OPPONENTS</b>	<b>26</b>	<b>8-10</b>	<b>24-25</b>	<b>0-0</b>	<b>1</b>	<b>1-1</b>	<b>0</b>	<b>1</b>	<b>208</b>

## PUNT RETURNS

	NO	YDS	AVG	TD	LG
Phillip Dorsett	9	62	6.9	0	13
Malcolm Lewis	1	-8	-8.0	0	0
<b>TOTAL</b>	<b>10</b>	<b>54</b>	<b>5.4</b>	<b>0</b>	<b>13</b>
<b>OPPONENTS</b>	<b>6</b>	<b>100</b>	<b>16.7</b>	<b>0</b>	<b>56</b>

# 2012 STATISTICS (OVERALL: 4-4, ACC: 3-2, HOME: 2-2, AWAY: 2-2)

## RESULTS

DATE	UM	OPP	OPPONENT	W/L	SCORE	ATT
Sept. 1	—	—	• at Boston College	W	41-32	39,262
Sept. 8	—	21	at Kansas State	L	13-52	48,843
Sept. 15	—	—	Bethune-Cookman	W	38-10	39,435
Sept. 22	—	RV	• at Georgia Tech	W OT	42-36	50,390
Sept. 29	RV	—	• NC State	W	44-37	38,510
Oct. 6	RV	9	vs. Notre Dame	L	3-41	62,871
Oct. 13	—	—	• North Carolina	L	14-18	58,954
Oct. 20	—	12	• Florida State BCS-14	L	20-33	73,328
Nov. 1	—	—	• Virginia Tech			
Nov. 10	—	—	• at Virginia			
Nov. 17	—	—	USF			
Nov. 24	—	—	• at Duke			

## 4-4 (3-2, ACC)

## TEAM STATISTICS

	UM	OPP
<b>SCORING</b>	<b>215</b>	<b>259</b>
Points Per Game	26.9	32.4
<b>FIRST DOWNS</b>	<b>166</b>	<b>211</b>
Rushing	47	107
Passing	99	87
Penalty	20	17
<b>RUSHING YARDAGE</b>	<b>1044</b>	<b>1994</b>
Yards gained rushing	1178	2163
Yards lost rushing	134	169
Rushing Attempts	240	387
Average Per Rush	4.3	5.2
Average Per Game	130.5	249.2
TDs Rushing	13	24
<b>PASSING YARDAGE</b>	<b>2312</b>	<b>2004</b>
Comp-Att-Int	191-327-7	143-235-6
Average Per Pass	7.1	8.5
Average Per Catch	12.1	14.0
Average Per Game	289.0	250.5
TDs Passing	11	7
<b>TOTAL OFFENSE</b>	<b>3356</b>	<b>3998</b>
Total Plays	567	622
Average Per Play	5.9	6.4
Average Per Game	419.5	499.8
<b>KICK RETURNS: #-Yards</b>	<b>32-773</b>	<b>36-548</b>
<b>PUNT RETURNS: #-Yards</b>	<b>10-54</b>	<b>8-125</b>
<b>INT RETURNS: #-Yards</b>	<b>6-74</b>	<b>7-48</b>
<b>KICK RETURN AVERAGE</b>	<b>24.2</b>	<b>15.2</b>
<b>PUNT RETURN AVERAGE</b>	<b>5.4</b>	<b>15.6</b>
<b>INT RETURN AVERAGE</b>	<b>12.3</b>	<b>6.9</b>
<b>FUMBLES-LOST</b>	<b>8-6</b>	<b>19-9</b>
<b>PENALTIES-Yards</b>	<b>54-419</b>	<b>62-508</b>
Average Per Game	52.4	63.5
<b>PUNTS-Yards</b>	<b>37-1496</b>	<b>29-1164</b>
Average Per Punt	40.4	40.1
Net punt average	35.7	37.4
<b>TIME OF POSSESSION/Game</b>	<b>25:37</b>	<b>34:23</b>
<b>3RD-DOWN Conversions</b>	<b>51/121</b>	<b>45/105</b>
3rd-Down Pct	42%	43%
<b>4TH-DOWN Conversions</b>	<b>6/14</b>	<b>5/10</b>
4th-Down Pct	43%	50%
<b>SACKS BY-Yards</b>	<b>9-52</b>	<b>13-97</b>
<b>MISC YARDS</b>	<b>0</b>	<b>0</b>
<b>TOUCHDOWNS SCORED</b>	<b>26</b>	<b>31</b>
<b>FIELD GOALS-ATTEMPTS</b>	<b>10-15</b>	<b>13-18</b>
<b>ON-SIDE KICKS</b>	<b>0-1</b>	<b>0-0</b>
<b>RED-ZONE SCORES</b>	<b>(24-29) 83%</b>	<b>(37-44) 84%</b>
<b>RED-ZONE TOUCHDOWNS</b>	<b>(15-29) 52%</b>	<b>(27-44) 61%</b>
<b>PAT-ATTEMPTS</b>	<b>(25-25) 100%</b>	<b>(28-29) 97%</b>
<b>ATTENDANCE</b>	<b>210227</b>	<b>201366</b>
Games/Avg Per Game	4/52557	4/50342

SCORE BY QUARTERS	1Q	2Q	3Q	4Q	OT	Total
Miami	79	27	37	66	6	215
Opponents	59	69	58	73	0	259

## RUSHING

	G	ATT	GAIN	LOSS	NET	AVG	TD	LG	YPG
Duke Johnson	8	83	489	19	470	5.7	5	56	58.8
Mike James	8	95	457	15	442	4.7	5	25	55.2
Eduardo Clements	7	16	74	4	70	4.4	2	17	10.0
Stephen Morris	8	38	146	84	62	1.6	1	19	7.8
Maurice Hagens	8	1	3	0	3	3.0	0	3	0.4
Dalton Botts	8	2	4	1	3	1.5	0	4	0.4
Phillip Dorsett	8	3	5	3	2	0.7	0	5	0.2
Team	3	1	0	2	-2	-2.0	0	0	-0.7
Ryan Williams	4	1	0	6	-6	-6.0	0	0	-1.5
<b>TOTAL</b>	<b>8</b>	<b>240</b>	<b>1178</b>	<b>134</b>	<b>1044</b>	<b>4.3</b>	<b>13</b>	<b>56</b>	<b>130.5</b>
<b>OPPONENTS</b>	<b>8</b>	<b>387</b>	<b>2163</b>	<b>169</b>	<b>1994</b>	<b>5.2</b>	<b>24</b>	<b>55</b>	<b>249.2</b>

## PASSING

	G	EFF	C-A-I	PCT	YDS	TD	LG	AVG/G
Stephen Morris	8	123.60	179-311-7	57.6	2219	10	76	277.4
Ryan Williams	4	144.05	11-15-0	73.3	87	1	21	21.8
Phillip Dorsett	8	150.40	1-1-0	100.0	6	0	6	0.8
<b>TOTAL</b>	<b>8</b>	<b>124.62</b>	<b>191-327-7</b>	<b>58.4</b>	<b>2312</b>	<b>11</b>	<b>76</b>	<b>289.0</b>
<b>OPPONENTS</b>	<b>8</b>	<b>137.21</b>	<b>143-235-6</b>	<b>60.9</b>	<b>2004</b>	<b>7</b>	<b>73</b>	<b>250.5</b>

## RECEIVING

	G	NO	YDS	AVG	TD	LG	AVG/G
Phillip Dorsett	8	34	523	15.4	3	65	65.4
Rashawn Scott	8	32	462	14.4	3	76	57.8
Mike James	8	24	214	8.9	1	24	26.8
Allen Hurns	7	21	249	11.9	1	40	35.6
Duke Johnson	8	21	201	9.6	1	50	25.1
Davon Johnson	8	20	342	17.1	0	41	42.8
Clive Walford	8	14	148	10.6	1	56	18.5
Malcolm Lewis	4	8	73	9.1	1	18	18.2
Herb Waters	8	4	24	6.0	0	7	3.0
Maurice Hagens	8	3	25	8.3	0	11	3.1
Dyron Dye	8	3	19	6.3	0	9	2.4
Asante Cleveland	7	2	12	6.0	0	7	1.7
Eduardo Clements	7	2	11	5.5	0	6	1.6
Kendal Thompkins	8	2	3	1.5	0	5	0.4
Stephen Morris	8	1	6	6.0	0	6	0.8
<b>TOTAL</b>	<b>8</b>	<b>191</b>	<b>2312</b>	<b>12.1</b>	<b>11</b>	<b>76</b>	<b>289.0</b>
<b>OPPONENTS</b>	<b>8</b>	<b>143</b>	<b>2004</b>	<b>14.0</b>	<b>7</b>	<b>73</b>	<b>250.5</b>

## TOTAL OFFENSE

	G	PLAYS	RUSH	PASS	TOTAL	AVG/G
Stephen Morris	8	349	62	2219	2281	285.1
Duke Johnson	8	83	470	0	470	58.8
Mike James	8	95	442	0	442	55.2
Ryan Williams	4	16	-6	87	81	20.2
Eduardo Clements	7	16	70	0	70	10.0
Phillip Dorsett	8	4	2	6	8	1.0
Dalton Botts	8	2	3	0	3	0.4
Maurice Hagens	8	1	3	0	3	0.4
Team	3	1	-2	0	-2	-0.7
<b>TOTAL</b>	<b>8</b>	<b>567</b>	<b>1044</b>	<b>2312</b>	<b>3356</b>	<b>419.5</b>
<b>OPPONENTS</b>	<b>8</b>	<b>622</b>	<b>1994</b>	<b>2004</b>	<b>3998</b>	<b>499.8</b>

## SCORING

	TD	FGs	PAT	RUSH	RCV	PASS	DXP	SAF	PTS
Jake Wieclaw	0	10-15	25-25	0-0	0	0-0	0	0	55
Duke Johnson	7	0-0	0-0	0-0	0	0-0	0	0	42
Mike James	6	0-0	0-0	0-0	0	0-0	0	0	36
Rashawn Scott	3	0-0	0-0	0-0	0	0-0	0	0	18
Phillip Dorsett	3	0-0	0-0	0-0	0	0-0	0	0	18
Eduardo Clements	2	0-0	0-0	0-0	0	0-0	0	0	12
Allen Hurns	1	0-0	0-0	0-0	0	0-0	0	0	6
Denzel Perryman	1	0-0	0-0	0-0	0	0-0	0	0	6
Stephen Morris	1	0-0	0-0	0-0	0	0-0	0	0	6
Clive Walford	1	0-0	0-0	0-0	0	0-0	0	0	6
Malcolm Lewis	1	0-0	0-0	0-0	0	0-0	0	0	6
Jelani Hamilton	0	0-0	0-0	0-0	0	0-0	0	1	2
Team	0	0-0	0-0	0-0	0	0-0	0	1	2
<b>TOTAL</b>	<b>26</b>	<b>10-15</b>	<b>25-25</b>	<b>0-0</b>	<b>0</b>	<b>0-0</b>	<b>0</b>	<b>2</b>	<b>215</b>
<b>OPPONENTS</b>	<b>31</b>	<b>13-18</b>	<b>28-29</b>	<b>0-0</b>	<b>2</b>	<b>2-2</b>	<b>0</b>	<b>1</b>	<b>259</b>

# 2012 STATISTICS (OVERALL: 4-4, ACC: 3-2, HOME: 2-2, AWAY: 2-2)

## PUNT RETURNS

	NO	YDS	AVG	TD	LG
Phillip Dorsett	9	62	6.9	0	13
Malcolm Lewis	1	-8	-8.0	0	0
<b>TOTAL</b>	<b>10</b>	<b>54</b>	<b>5.4</b>	<b>0</b>	<b>13</b>
<b>OPPONENTS</b>	<b>8</b>	<b>125</b>	<b>15.6</b>	<b>0</b>	<b>56</b>

## KICK RETURNS

	NO	YDS	AVG	TD	LG
Duke Johnson	16	447	27.9	1	95
Phillip Dorsett	10	239	23.9	0	37
Mike James	1	11	11.0	0	11
Maurice Hagens	1	11	11.0	0	11
Malcolm Lewis	1	39	39.0	0	39
Davon Johnson	1	24	24.0	0	24
Dyron Dye	1	-7	-7.0	0	0
Gionni Paul	1	9	9.0	0	9
<b>TOTAL</b>	<b>32</b>	<b>773</b>	<b>24.2</b>	<b>1</b>	<b>95</b>
<b>OPPONENTS</b>	<b>36</b>	<b>548</b>	<b>15.2</b>	<b>0</b>	<b>50</b>

## INTERCEPTIONS

	NO	YDS	AVG	TD	LG
Brandon McGee	1	0	0.0	0	0
Thomas Finnie	1	0	0.0	0	0
Denzel Perryman	1	41	41.0	1	41
Eddie Johnson	1	24	24.0	0	24
A.J. Highsmith	1	0	0.0	0	0
Dallas Crawford	1	9	9.0	0	9
<b>TOTAL</b>	<b>6</b>	<b>74</b>	<b>12.3</b>	<b>1</b>	<b>41</b>
<b>OPPONENTS</b>	<b>7</b>	<b>48</b>	<b>6.9</b>	<b>0</b>	<b>37</b>

## FUMBLE RETURNS

	NO	YDS	AVG	TD	LG
Brandon McGee	1	26	26.0	0	26
Anthony Chickillo	1	7	7.0	0	7
James Gaines	1	5	5.0	0	5
Ladarius Gunter	1	28	28.0	0	28
A.J. Highsmith	1	13	13.0	0	13
<b>TOTAL</b>	<b>5</b>	<b>79</b>	<b>15.8</b>	<b>0</b>	<b>28</b>
<b>OPPONENTS</b>	<b>2</b>	<b>32</b>	<b>16.0</b>	<b>0</b>	<b>25</b>

## ALL-PURPOSE YARDS

	G	RUSH	REC	PR	KR	IR	TOT	AVG/G
Duke Johnson	8	470	201	0	447	0	1118	139.8
Phillip Dorsett	8	2	523	62	239	0	826	103.2
Mike James	8	442	214	0	11	0	667	83.4
Rashawn Scott	8	0	462	0	0	0	462	57.8
Davon Johnson	8	0	342	0	24	0	366	45.8
Allen Hurns	7	0	249	0	0	0	249	35.6
Clive Walford	8	0	148	0	0	0	148	18.5
Malcolm Lewis	4	0	73	-8	39	0	104	26.0
Eduardo Clements	7	70	11	0	0	0	81	11.6
Stephen Morris	8	62	6	0	0	0	68	8.5
Denzel Perryman	6	0	0	0	0	41	41	6.8
Maurice Hagens	8	3	25	0	11	0	39	4.9
Herb Waters	8	0	24	0	0	0	24	3.0
Eddie Johnson	8	0	0	0	0	24	24	3.0
Dyron Dye	8	0	19	0	-7	0	12	1.5

Asante Cleveland	7	0	12	0	0	0	12	1.7
Gionni Paul	5	0	0	0	9	0	9	1.8
Dallas Crawford	8	0	0	0	0	9	9	1.1
Kendal Thompkins	8	0	3	0	0	0	3	0.4
Dalton Botts	8	3	0	0	0	0	3	0.4
Team	3	-2	0	0	0	0	-2	-0.7
Ryan Williams	4	-6	0	0	0	0	-6	-1.5
<b>TOTAL</b>	<b>8</b>	<b>1044</b>	<b>2312</b>	<b>54</b>	<b>773</b>	<b>74</b>	<b>4257</b>	<b>532.1</b>
<b>OPPONENTS</b>	<b>8</b>	<b>1994</b>	<b>2004</b>	<b>125</b>	<b>548</b>	<b>48</b>	<b>4719</b>	<b>589.9</b>

## PUNTING

	NO	YDS	AVG	LG	TB	FC	I20	50+	BLK
Dalton Botts	36	1459	40.5	56	2	13	15	4	0
Matt Goudis	1	37	37.0	37	0	0	0	0	0
<b>TOTAL</b>	<b>37</b>	<b>1496</b>	<b>40.4</b>	<b>56</b>	<b>2</b>	<b>13</b>	<b>15</b>	<b>4</b>	<b>0</b>
<b>OPPONENTS</b>	<b>29</b>	<b>1164</b>	<b>40.1</b>	<b>54</b>	<b>1</b>	<b>8</b>	<b>12</b>	<b>4</b>	<b>0</b>

## FIELD GOALS

	FG	PCT	0-19	20-29	30-39	40-49	50-99	LG	BLK
Jake Wieclaw	10-15	66.7	1-2	7-8	2-2	0-3	0-0	38	0

## FIELD GOAL SEQUENCE

	MIAMI	OPPONENTS
at Boston College	(22),(24)	(26),(37),(30)
at Kansas State	(32),(27)	(21),38
Bethune-Cookman	(20)	(31)
at Georgia Tech	(38),(23),22	-
NC State	19,41,43	(50)
vs. Notre Dame	(28),47	(22),(32),34
North Carolina	-	33,(48),43
Florida State	(19),(27)	(33),(46),44,(35),(48)
Virginia Tech		
at Virginia		
USF		
at Duke		

## KICKOFFS

	NO	YDS	AVG	LG	OB	RET	NET	YDLN
Jake Wieclaw	40	2293	57.3	3	2			
Dalton Botts	1	30	30.0	0	1			
Matt Goudis	1	52	52.0	0	0			
<b>TOTAL</b>	<b>42</b>	<b>2375</b>	<b>56.5</b>	<b>3</b>	<b>3</b>	<b>548</b>	<b>41.7</b>	<b>23</b>
<b>OPPONENTS</b>	<b>54</b>	<b>3289</b>	<b>60.9</b>	<b>21</b>	<b>1</b>	<b>773</b>	<b>36.9</b>	<b>28</b>

# 2012 STATISTICS (OVERALL: 4-4, ACC: 3-2, HOME: 2-2, AWAY: 2-2)

## DEFENSIVE STATISTICS

	GP	UA	AT	TT	TFL-YDS	SACK-YDS	INT-YDS	PBU	QBH	FR-YDS	FF	BLK	SAF
Shayon Green	8	29	21	50	1.5-20	.	.	1	1	1-0	.	.	.
Denzel Perryman	6	38	9	47	6.0-14	.	1-41	.	1	.	1	.	.
Eddie Johnson	8	29	14	43	5.5-17	1.0-8	1-24	1	1	.	3	.	.
Kacy Rodgers II	8	30	11	41	.	.	.	.	.	.	.	.	.
Brandon McGee	8	29	9	38	4.0-18	1.0-8	1-0	3	.	1-26	.	.	.
Gianni Paul	5	19	12	31	1.0-2	.	.	2	.	.	1	.	.
Anthony Chickillo	8	20	9	29	4.0-12	2.0-6	.	1	2	2-7	.	.	.
Deon Bush	8	24	4	28	1.0-2	.	.	3	.	.	3	.	.
James Gaines	7	17	9	26	2.0-9	.	.	1	.	1-5	.	.	.
Tyrone Cornileus	8	14	10	24	.	.	.	2	.	.	.	.	.
A.J. Highsmith	8	15	9	24	.	.	1-0	.	.	1-13	1	.	.
Thurston Armbrister	8	13	6	19	1.0-1	.	.	.	.	.	.	.	.
Ladarius Gunter	8	14	4	18	1.0-1	.	.	3	.	2-28	.	.	.
Olsen Pierre	7	12	5	17	3.5-6	.	.	2	.	.	1	.	.
Thomas Finnie	8	15	.	15	.	.	1-0	3	.	.	.	.	.
Vaughn Telemaque	6	9	6	15	.	.	.	.	.	.	1	.	.
Tyriq McCord	8	8	3	11	3.0-20	3.0-20	.	1	.	1-0	.	.	.
Darius Smith	8	7	4	11	1.0-3	1.0-3	.	.	.	.	.	.	.
Kelvin Cain	7	7	4	11	1.0-7	1.0-7	.	.	1	.	.	.	.
Ramon Buchanan	2	6	4	10	0.5-2	.	.	.	.	.	.	.	.
Raphael Kirby	3	3	6	9	.	.	.	.	.	.	.	.	.
Nantambu Fentress	8	7	2	9	.	.	.	.	.	.	.	.	.
Luther Robinson	7	3	6	9	.	.	.	.	.	.	.	.	.
Corey King	6	3	4	7	.	.	.	.	.	.	.	.	.
Tracy Howard	8	4	3	7	.	.	.	.	.	.	.	.	.
Jelani Hamilton	4	2	4	6	1.0-2	.	.	.	.	.	.	.	1
Earl Moore	8	2	3	5	.	.	.	.	.	.	.	.	.
Jalen Grimble	5	4	1	5	.	.	.	.	.	.	.	.	.
Rayshawn Jenkins	6	2	2	4	.	.	.	.	.	.	.	.	.
Antonio Crawford	8	4	.	4	.	.	.	.	.	.	.	.	.
Eduardo Clements	7	4	.	4	.	.	.	.	.	.	.	.	.
Andrew Swasey	7	3	.	3	.	.	.	.	.	.	.	.	.
Dequan Ivery	2	.	3	3	.	.	.	.	.	.	.	.	.
Dallas Crawford	8	2	1	3	.	.	1-9	.	.	.	.	.	.
Malcolm Bunche	8	2	.	2	.	.	.	.	.	.	.	.	.
Clive Walford	8	2	.	2	.	.	.	.	.	.	.	.	.
Dalton Botts	8	1	.	1	.	.	.	.	.	.	.	.	.
Maurice Hagens	8	.	1	1	.	.	.	.	.	.	.	.	.
Akil Craig	1	.	1	1	.	.	.	.	.	.	.	.	.
Brandon Yosha	4	.	1	1	.	.	.	.	.	.	.	.	.
Malcolm Lewis	4	1	.	1	.	.	.	.	.	.	.	.	.
Kendal Thompkins	8	1	.	1	.	.	.	.	.	.	.	.	.
Davon Johnson	8	1	.	1	.	.	.	.	.	.	.	.	.
Gabriel Terry	5	1	.	1	.	.	.	.	.	.	.	.	.
Rashawn Scott	8	1	.	1	.	.	.	.	.	.	.	.	.
Team	3	.	.	.	.	.	.	.	.	.	.	.	1
<b>TOTAL</b>	<b>8</b>	<b>408</b>	<b>191</b>	<b>599</b>	<b>37-136</b>	<b>9-52</b>	<b>6-74</b>	<b>23</b>	<b>6</b>	<b>9-79</b>	<b>11</b>	<b>.</b>	<b>2</b>
<b>OPPONENTS</b>	<b>8</b>	<b>349</b>	<b>146</b>	<b>495</b>	<b>38.0-149</b>	<b>13-97</b>	<b>7-48</b>	<b>34</b>	<b>14</b>	<b>6-32</b>	<b>6</b>	<b>.</b>	<b>1</b>

# 2012 STATISTICS (OVERALL: 4-4, ACC: 3-2, HOME: 2-2, AWAY: 2-2)

## GAME-BY-GAME TEAM STATISTICS

GAME	FINAL					1ST DOWNS	RUSHING	PASSING	TOT OFF	PUNTS	PENALTY	3RD	4TH	RED	SACKS	FIELD	POSSESSION TIME								
	SCORE	1	2	3	4 OT												R-P-PE	TOT	NO-YDS-TD	C-A-I	YDS	TD	ATT-YDS	NO-AVG	F-FL
Miami	41	14	7	10	10	9-11-2	22	34-208-3	28-45-1	207	1	79-415	5-40.6	2-0	9-78	11-22	1-2	4-4	0-0	2-2	6:54	4:15	7:18	7:54	26:21
at Boston College	32	14	6	3	9	7-18-4	29	34-96-1	32-51-1	441	2	85-537	3-38.7	4-2	3-30	6-14	0-1	6-7	1-8	3-3	8:06	10:45	7:42	7:06	33:39
Miami	13	3	3	0	7	2-11-2	15	29-55-0	21-28-0	222	1	57-277	4-40.0	3-3	4-30	5-12	0-1	3-4	1-1	2-2	5:41	4:58	8:18	3:47	22:44
at Kansas State	52	14	10	7	21	19-7-1	27	60-288-6	9-11-1	210	1	71-498	1-52.0	2-0	2-12	8-11	0-0	7-8	5-31	1-2	9:19	10:02	6:42	11:13	37:16
Miami	38	7	10	7	14	11-8-1	20	29-215-3	20-35-1	211	1	64-426	4-43.8	1-1	9-70	4-11	0-1	3-3	3-18	1-1	7:14	7:36	4:27	3:46	23:03
Bethune-Cookman	10	7	0	0	3	13-6-1	20	53-233-1	10-26-1	122	0	79-355	8-38.5	1-1	7-45	7-19	1-3	2-2	0-0	1-1	7:46	7:24	10:33	11:14	36:57
Miami	42	19	9	3	14	6	8-19-3	30	32-173-3	31-52-1	436	2	84-609	3-40.0	1-1	8-66	11-16	0-0	4-5	1-5	9:37	4:02	10:02	5:56	29:37
at Georgia Tech	36	0	22	14	0	0	12-3-3	18	58-287-5	3-8-0	132	0	66-419	5-44.0	0-0	5-35	6-13	0-2	4-5	0-0	5:23	10:52	4:58	9:04	30:23
Miami	44	23	0	7	14	4-17-5	26	32-85-1	26-49-1	566	5	81-651	8-40.6	0-0	4-20	6-18	1-1	3-5	2-15	0-3	9:10	7:02	5:04	5:22	26:38
NC State	37	7	7	7	16	13-15-2	30	46-224-1	24-42-2	440	4	88-664	4-40.8	5-4	14-100	4-12	2-2	4-5	1-17	1-1	5:50	7:58	9:56	9:38	33:22
Miami	3	3	0	0	0	3-10-0	13	18-84-0	18-35-0	201	0	53-285	5-42.2	0-0	9-76	4-12	0-1	1-2	0-0	1-2	5:34	5:27	3:36	6:15	20:52
vs. Notre Dame	41	7	6	21	7	18-12-4	34	51-376-4	19-26-0	211	0	77-587	1-32.0	2-0	4-25	5-11	1-1	6-7	0-0	2-3	9:26	9:33	11:24	8:45	39:08
Miami	14	0	7	7	0	9-12-5	26	45-180-2	21-39-2	235	0	84-415	3-33.0	0-0	7-54	6-15	2-5	2-2	0-0	0-0	9:24	6:05	7:40	7:09	30:18
North Carolina	18	7	8	3	0	13-15-2	30	44-272-2	25-40-1	214	0	84-486	4-43.2	0-0	15-140	6-15	1-1	2-4	2-8	1-3	5:36	8:55	7:20	7:51	29:42
Miami	20	10	0	3	7	0-12-2	14	21-29-1	26-44-1	229	1	65-258	6-44.2	1-1	4-25	4-16	2-3	4-4	2-13	2-2	8:25	5:36	6:16	5:09	25:26
Florida State	33	3	10	3	17	12-11-0	23	41-218-3	21-31-0	229	0	72-447	3-33.3	5-2	12-121	3-10	0-0	6-6	4-33	4-5	6:35	9:24	8:44	9:51	34:34
Miami																									
Virginia Tech																									
Miami																									
at Virginia																									
Miami																									
USF																									
Miami																									
at Duke																									

## GAME-BY-GAME OFFENSIVE STARTERS

	WR	LT	LG	C	RG	RT	TE	WR	QB	FB	HB
at Boston College	Hurns	Bunche	Feliciano	McDermott	Linder	Flowers	Dye	Dorsett	Morris	James	D. Johnson
at Kansas State	Hurns	Bunche	Feliciano	McDermott	Linder	Flowers	Dye	Dorsett	Morris	Walford (TE)	James
Bethune-Cookman	Lewis	Bunche	Feliciano	McDermott	Linder	Flowers	Dye	Dorsett	Morris	D. Johnson (RB)	James
at Georgia Tech	Dorsett	Bunche	Feliciano	McDermott	Linder	Flowers	Dye	Walford (TE)	Morris	Hagens	James
NC State	Hurns	Bunche	Feliciano	McDermott	Linder	Jones	Da. Johnson (WR)	Dorsett	Morris	D. Johnson (RB)	James
vs. Notre Dame	Hurns	Bunche	Feliciano	McDermott	Linder	Henderson	Dye	Dorsett	Morris	Hagens	James
North Carolina	Hurns	Bunche	Feliciano	McDermott	Linder	Henderson	Dye	Da. Johnson	Morris	Hagens	James
Florida State	Hurns	Bunche	Feliciano	McDermott	Linder	Henderson	Dye	Da. Johnson	Morris	Hagens	James
Virginia Tech											
at Virginia											
USF											
at Duke											

## GAME-BY-GAME DEFENSIVE STARTERS

	DE	DT	DT	DE	OLB	MLB	OLB	CB	S	S	CB
at Boston College	Chickillo	D. Smith	Pierre	Green	Armbrister	Perryman	Buchanan	McGee	Rodgers II	Telemaque	Finnie
at Kansas State	Chickillo	D. Smith	Pierre	Green	E. Johnson	Perryman	Buchanan	McGee	Rodgers II	Telemaque	Finnie
Bethune-Cookman	Chickillo	D. Smith	Pierre	Green	E. Johnson	Perryman	Cornileus	McGee	Bush	Highsmith	Finnie
at Georgia Tech	Chickillo	D. Smith	Pierre	Green	E. Johnson	Gaines	Cornileus	McGee	Bush	Highsmith	Finnie
NC State	Chickillo	D. Smith	Pierre	Green	E. Johnson	Paul	Cornileus	McGee	Rodgers II	Highsmith	Finnie
vs. Notre Dame	Chickillo	D. Smith	King	Green	E. Johnson	Perryman	Paul	McGee	Bush	Highsmith	Finnie
North Carolina	Chickillo	Pierre	Moore	Green	E. Johnson	Perryman	Paul	McGee	Bush	Highsmith	Gunter
Florida State	Chickillo	D. Smith	Pierre	Green	E. Johnson	Gaines	Perryman	McGee	Bush	Rodgers II	Gunter
Virginia Tech											
at Virginia											
USF											
at Duke											

# 2012 STATISTICS (OVERALL: 4-4, ACC: 3-2, HOME: 2-2, AWAY: 2-2)

## GAME-BY-GAME PASSING

STEPHEN MORRIS	COMP	ATT	INT	PCT	YDS	TD	LG	SACKS	EFF	RYAN WILLIAMS	COMP	ATT	INT	PCT	YDS	TD	LG	SACKS	EFF
at Boston College	28	45	1	62.2	207	1	21	1	103.75	at Boston College	DNP								
at Kansas State	19	26	0	73.1	215	0	56	5	142.54	at Kansas State	2	2	0	100.0	7	1	5	0	294.40
Bethune-Cookman	20	35	1	57.1	211	1	50	0	111.50	Bethune-Cookman	0	0	0	0.0	0	0	0	0	0.00
at Georgia Tech	31	52	1	59.6	436	2	65	0	139.70	at Georgia Tech	0	0	0	0.0	0	0	0	0	0.00
NC State	26	49	1	53.1	566	5	76	1	179.68	NC State	DNP								
vs. Notre Dame	18	35	0	51.4	201	0	28	0	99.67	vs. Notre Dame	DNP								
North Carolina	12	26	2	46.2	155	0	23	0	80.85	North Carolina	9	13	0	69.2	80	0	21	1	120.92
Florida State	25	43	1	58.1	223	1	32	4	104.73	Florida State	DNP								
Virginia Tech										Virginia Tech									
at Virginia										at Virginia									
USF										USF									
at Duke										at Duke									

## GAME-BY-GAME RUSHING (No.-Yards-TDs)

	NO-YDS-TD	at BC	at KSU	B-CU	at GT	NCSU	vs. ND	UNC	FSU	VT	at UVA	USF	at Duke
Duke Johnson	83-455-5	7-135-2	6-19-0	14-94-2	13-72-0	12-39-1	8-22-0	14-47-0	9-27-0				
Mike James	95-427-5	14-54-0	9-27-0	9-77-0	15-89-3	13-31-0	6-28-0	22-96-1	7-25-1				
Eduardo Clements	16-70-2	3-4-1	4-1-0	5-37-1	1-4-0	1-4-0	2-20-0	-	-				
Stephen Morris	38-62-1	8-18-0	9-6-0	1-7-0	2-10-0	4-2-0	2-14-0	7-40-1	5-23-0				
Maurice Hagens	1-3-0	-	-	-	-	-	-	1-3-0	-				
Phillip Dorsett	3-2-0	1-2-0	1--1-0	-	-	1-5-0	-	-	-				
Ryan Williams	1-6-0	-	-	-	-	-	-	1-6-0	-				

## GAME-BY-GAME RECEIVING (No.-Yards-TDs)

	NO-YDS-TD	at BC	at KSU	B-CU	at GT	NCSU	vs. ND	UNC	FSU	VT	at UVA	USF	at Duke
Phillip Dorsett	34-518-3	3-9-0	3-31-0	6-49-0	9-184-1	7-191-2	1-6-0	3-33-0	2-15-0				
Rashawn Scott	32-462-2	2-23-0	4-39-0	2-36-0	3-48-0	6-180-2	4-33-0	6-72-0	5-31-1				
Mike James	24-214-1	2-7-0	1-4-0	1-14-0	3-24-1	3-53-0	2-8-0	4-29-0	8-75-0				
Allen Hurns	21-249-1	8-81-0	2-32-0	DNP	2-10-0	2-54-1	1-7-0	3-44-0	3-21-0				
Duke Johnson	21-201-1	3-10-0	2-18-0	3-57-1	4-38-0	3-24-0	3-35-0	-	3-19-0				
Davon Johnson	20-342-0	1-7-0	2-19-0	1-20-0	7-107-0	1-41-0	4-68-0	2-31-0	2-49-0				
Clive Walford	14-148-1	2-10-0	3-61-1	2-8-0	2-13-0	1-4-0	1-28-0	1-11-0	2-13-0				
Malcolm Lewis	8-73-1	4-42-1	1-10-0	2-9-0	1-12-0	DNP	DNP	DNP	-				
Maurice Hagens	3-25-0	-	-	1-8-0	-	-	1-11-0	1-6-0	-				
Herb Waters	4-24-0	-	1-5-0	-	-	2-14-0	1-5-0	-	-				
Dyron Dye	3-19-0	-	-	2-10-0	-	-	-	1-9-0	-				
Asante Cleveland	2-12-0	2-12-0	-	-	-	-	-	-	-				
Eduardo Clements	2-11-0	1-6-0	-	-	-	1-5-0	-	-	-				
Kendal Thompkins	2-3-0	-	2-3-0	-	-	-	-	-	-				
Stephen Morris	1-6-0	-	-	-	-	-	-	-	1-6-0				

## GAME-BY-GAME PUNTING

DALTON BOTTS	NO	YDS	AVG	LG	I20	TB	50+	60+
at Boston College	5	203	40.6	48	2	1	0	0
at Kansas State	4	160	40.0	48	0	0	0	0
Bethune-Cookman	4	175	43.8	51	3	0	1	0
at Georgia Tech	2	83	41.5	42	1	0	0	0
NC State	7	263	37.6	49	3	0	0	0
vs. Notre Dame	5	211	42.2	50	3	1	1	0
North Carolina	3	99	33.0	38	1	0	0	0
Florida State	6	265	44.2	56	2	0	2	0
Virginia Tech								
at Virginia								
USF								
at Duke								

## GAME-BY-GAME KICKING

JAKE WIECLAW	PAT	ATT	PCT	FG	FGA	PCT	LG	PTS
at Boston College	5	5	1.000	2	2	1.000	24	11
at Kansas State	1	1	1.000	2	2	1.000	32	7
Bethune-Cookman	5	5	1.000	1	1	1.000	20	8
at Georgia Tech	4	4	1.000	2	3	.667	38	10
NC State	6	6	1.000	0	0	.000	-	6
vs. Notre Dame	-	-	-	1	2	.500	28	3
North Carolina	2	2	1.000	0	0	.000	-	2
Florida State	2	2	1.000	2	2	1.000	27	8
Virginia Tech								
at Virginia								
USF								
at Duke								



# 2012 STATISTICS (OVERALL: 4-4, ACC: 3-2, HOME: 2-2, AWAY: 2-2)

## GAME-BY-GAME TACKLES (UT-AT-TT)

	UT-AT-TT	at BC	at KSU	B-CU	at GT	NCSU	vs. ND	UNC	FSU	VT	at UVA	USF	at Duke
Shayon Green	29-21-50	4-3-7	5-3-8	5-3-8	3-2-5	4-3-7	1-3-4	3-0-3	4-4-8				
Denzel Perryman	38-9-47	5-2-7	5-0-5	3-1-4	-	-	7-1-8	9-2-11	9-3-12				
Eddie Johnson	29-14-43	4-1-5	3-4-7	2-1-3	6-3-9	6-1-7	4-0-4	2-2-4	2-2-4				
Kacy Rodgers II	30-11-41	7-1-2	2-0-2	2-0-2	5-1-6	4-1-5	1-4-5	5-0-5	4-4-8				
Brandon McGee	29-9-38	3-2-5	2-0-2	3-2-5	5-1-6	2-0-2	8-1-9	4-0-4	2-3-5				
Gianni Paul	19-12-31	-	-	2-2-4	3-0-3	8-3-11	4-5-9	2-2-4	-				
Anthony Chickillo	20-9-29	1-1-2	2-0-2	4-1-5	7-0-7	3-2-5	0-3-3	1-1-2	2-1-3				
Deon Bush	24-4-28	4-0-4	6-0-6	3-0-3	3-0-3	2-0-2	3-1-4	1-1-2	2-2-4				
Jimmy Gaines	17-9-26	1-2-3	1-2-3	1-0-1	5-2-7	1-1-2	-	3-1-4	5-1-6				
AJ Highsmith	15-9-24	-	1-1-2	1-0-1	2-0-2	5-3-8	1-2-3	3-0-3	2-3-5				
Tyrone Cornileus	14-10-24	-	4-3-7	2-1-3	4-2-6	2-3-5	2-1-3	-	-				
Thurston Armbrister	13-6-19	2-1-3	2-0-2	1-1-2	3-0-3	1-0-1	1-3-4	3-0-3	0-1-1				
Olsen Pierre	13-6-19	2-0-2	5-2-7	0-1-1	2-1-3	1-0-1	-	3-1-4	0-1-1				
Ladarius Gunter	14-4-18	1-0-1	-	-	1-0-1	2-2-4	1-1-2	8-0-8	1-1-2				
Vaughn Telemaque	9-6-15	2-3-5	3-2-5	-	-	1-1-2	-	2-0-2	1-0-1				
Thomas Finnie	15-0-15	4-0-4	2-0-2	2-0-2	-	1-0-1	2-0-2	1-0-1	3-0-3				
Kelvin Cain	7-4-11	1-2-3	1-0-1	1-2-3	1-0-1	3-0-3	-	-	-				
Tyriq McCord	8-3-11	1-1-2	-	4-1-5	-	1-0-1	0-1-1	1-0-1	1-0-1				
Darius Smith	7-4-11	1-0-1	1-1-2	2-0-2	-	1-2-3	-	1-0-1	1-1-2				
Ramon Buchanan	6-4-10	4-2-6	2-2-4	-	-	-	-	-	-				
Nantambu Fentress	7-2-9	-	-	2-0-2	-	4-1-5	-	1-1-2	-				
Raphael Kirby	3-6-9	-	-	-	-	-	1-4-5	2-2-4	-				
Luther Robinson	3-6-9	0-2-2	-	0-1-1	1-1-2	-	1-1-2	1-0-1	0-1-1				
Corey King	3-4-7	-	-	2-0-2	1-0-1	-	0-3-3	-	0-1-1				
Jelani Hamilton	2-4-6	-	-	2-1-3	-	-	0-3-3	-	-				
Jalen Grimble	4-1-5	1-0-1	2-0-2	1-1-2	-	-	-	-	-				
Tracy Howard	3-2-5	0-1-1	1-0-1	0-1-1	-	-	1-0-1	1-0-1	-				
Earl Moore	2-3-5	-	0-1-1	1-0-1	-	-	0-1-1	1-0-1	0-1-1				
Antonio Crawford	4-0-4	-	-	1-0-1	1-0-1	2-0-2	-	-	-				
Rayshawn Jenkins	2-2-4	-	0-1-1	1-1-2	1-0-1	-	-	-	-				
Eduardo Clements	4-0-4	1-0-1	-	1-0-1	1-0-1	1-0-1	-	-	-				
Dequan Ivery	0-3-3	-	-	-	-	-	0-2-2	0-1-1	-				
Andrew Swasey	3-0-3	1-0-1	2-0-2	-	-	-	-	-	-				
Dallas Crawford	2-1-3	-	-	-	1-0-1	-	-	0-1-1	1-0-1				
Clive Walford	2-0-2	1-0-1	1-0-1	-	-	-	-	-	-				
Malcolm Bunche	2-0-2	-	-	-	-	-	-	2-0-2	-				
Gabe Terry	2-0-2	-	-	-	-	-	-	-	1-0-1				
Rashawn Scott	1-0-1	-	-	-	1-0-1	-	-	-	-				
Dalton Botts	1-0-1	-	-	-	1-0-1	-	-	-	-				
Malcolm Lewis	1-0-1	-	-	1-0-1	-	-	-	-	-				
Akil Craig	0-1-1	-	-	0-1-1	-	-	-	-	-				
Davon Johnson	1-0-1	-	-	1-0-1	-	-	-	-	-				
Kendal Thompkins	1-0-1	-	-	-	-	1-0-1	-	-	-				
Maurice Hagens	0-1-1	-	-	-	0-1-1	-	-	-	-				
Brandon Yosha	0-1-1	-	-	-	-	0-1-1	-	-	-				

## GAME-BY-GAME TACKLES FOR LOSS (TFL-YDS)

	TFL-YDS	at BC	at KSU	B-CU	at GT	NCSU	vs. ND	UNC	FSU	VT	at UVA	USF	at Duke
Denzel Perryman	6.0-14	1.0-2	1.0-1	1.0-1	DNP	DNP	-	3.0-10					
Eddie Johnson	5.5-17	1.0-1	1.0-2	-	0.5-1	1.0-8	-	2.0-5					
Anthony Chickillo	4.0-12	-	1.0-1	-	3.0-11	-	-	-					
Olsen Pierre	3.5-6	1.0-1	1.0-3	-	0.5-0	-	DNP	1.0-2					
Tyriq McCord	3.0-20	-	-	2.0-15	-	-	-	-	1.0-5				
Brandon McGee	3.0-14	-	-	1.0-1	1.0-5	-	1.0-4	-	1.0-8				
Jimmy Gaines	2.0-9	-	-	-	1.0-7	-	DNP	-	1.0-2				
Shayon Green	1.5-20	0.5-1	1.0-19	-	-	-	-	-	-				
Ladarius Gunter	1.0-1	-	-	-	1.0-1	-	-	-	-				
Gianni Paul	1.0-2	DNP	DNP	1.0-2	-	-	-	-	-				
Kelvin Cain	1.0-7	-	-	-	-	1.0-7	-	-	-				
Darius Smith	1.0-3	-	-	1.0-3	-	-	-	-	-				
Jelani Hamilton	1.0-2	-	DNP	1.0-2	DNP	-	-	-	-				
Deon Bush	1.0-2	-	-	-	1.0-2	-	-	-	-				
Thurston Armbrister	1.0-1	-	-	-	-	-	-	1.0-1	-				
Ramon Buchanan	0.5-2	0.5-2	-	DNP	DNP	DNP	DNP	DNP	-				

## GAME-BY-GAME SACKS (SACKS-YDS)

	SACKS-YDS	at BC	at KSU	B-CU	at GT	NCSU	vs. ND	UNC	FSU	VT	at UVA	USF	at Duke
Tyriq McCord	3.0-20	-	-	2.0-15	-	-	-	-	1.0-5				
Anthony Chickillo	2.0-6	-	1.0-1	-	1.0-5	-	-	-	-				
Darius Smith	1.0-3	-	-	1.0-3	-	-	-	-	-				
Eddie Johnson	1.0-8	-	-	-	-	1.0-8	-	-	-				
Brandon McGee	1.0-8	-	-	-	-	-	-	-	1.0-8				
Kelvin Cain	1.0-7	-	-	-	-	1.0-7	-	-	-				

# 2012 STATISTICS (OVERALL: 4-4, ACC: 3-2, HOME: 2-2, AWAY: 2-2)

## SCORING DRIVES

OPPONENT	PLAYS	YDS	DRIVE		DRIVE	PLAY
			TIME	CLOCK		
at Boston College	13	83	3:42	1st/0:53	UM17	Clements 1 run
at Boston College				1st/0:00		Perryman 41 interception return
at Boston College	4	77	1:51	2nd/7:02	UM23	D. Johnson 54 run
at Boston College	15	62	4:46	3rd/5:06	UM38	Wieclaw 22 FG
at Boston College	4	79	1:17	3rd/1:18	UM21	D. Johnson 56 run
at Boston College	4	0	0:46	4th/13:35	BC6	Wieclaw 24 FG
at Boston College	8	47	2:23	4th/9:49	UM47	Lewis 18 pass from Morris
at Kansas State	7	60	2:41	1st/0:11	UM25	Wieclaw 32 FG
at Kansas State	7	70	1:42	2nd/0:00	UM20	Wieclaw 27 FG
at Kansas State	4	17	1:39	4th/3:51	KS17	Walford 2 pass from Williams
Bethune-Cookman				1st/2:25		D. Johnson 95 kickoff return
Bethune-Cookman	9	50	2:31	2nd/5:48	50	D. Johnson 1 run
Bethune-Cookman	9	64	2:41	2nd/0:35	UM36	Wieclaw 20 FG
Bethune-Cookman	6	78	2:09	3rd/4:26	UM22	D. Johnson 50 pass from Morris
Bethune-Cookman	4	55	1:24	4th/8:25	UM45	D. Johnson 28 run
Bethune-Cookman	4	21	2:22	4th/3:56	BC21	Clements 10 run
at Georgia Tech	3	75	0:57	1st/14:03	UM25	Dorsett 65 pass from Morris
at Georgia Tech	8	66	2:39	1st/4:11	UM34	Wieclaw 38 FG
at Georgia Tech				1st/4:11		Team Safety
at Georgia Tech	10	48	4:03	1st/0:00	GT48	James 1 run
at Georgia Tech	17	74	5:33	3rd/4:25	UM20	Wieclaw 23 FG
at Georgia Tech	10	82	3:07	4th/13:41	UM18	James 15 run
at Georgia Tech	8	91	1:33	4th/0:27	UM9	James 10 pass from Morris
at Georgia Tech	2	25		OT	GT25	James 25 run
NC State	3	75	0:49	1st/8:40	UM25	Hurns 14 pass from Morris
NC State				1st/8:28		Hamilton Safety
NC State	5	74	1:36	1st/6:52	UM26	Dorsett 24 pass from Morris
NC State	3	84	1:12	1st/4:18	UM16	Scott 76 pass from Morris
NC State	10	90	3:24	3rd/0:54	UM10	Du. Johnson 4 run
NC State	7	76	2:23	4th/8:00	UM24	Scott 13 pass from Morris
NC State	3	61	0:29	4th/0:19	UM39	Dorsett 62 pass from Morris
vs. Notre Dame	9	50	3:56	1st/5:32	UM39	Wieclaw 28 FG
North Carolina	12	80	5:21	2nd/5:32	UM20	James 1 run
North Carolina	12	94	3:56	3rd/5:06	UM6	Morris 5 run
Florida State	4	22	1:47	1st/11:06	FSU22	James 9 run
Florida State	7	32	2:43	1st/7:32	FSU34	Wieclaw 19 FG
Florida State	9	52	3:27	3rd/0:19	UM38	Wieclaw 27 FG
Florida State	8	75	1:58	4th/0:47	UM25	Scott 8 pass from Morris
<b>AVERAGE DRIVE</b>	<b>7.3</b>	<b>61.4</b>	<b>2:26</b>			

## DRIVES SUPERLATIVES

<b>MOST PLAYS:</b>	17 at Georgia Tech	<b>FEWEST PLAYS:</b>	2 at Georgia Tech
<b>MOST YARDS:</b>	94 vs. North Carolina	<b>FEWEST YARDS:</b>	0 at Boston College
<b>LONGEST TIME:</b>	5:33 at Georgia Tech	<b>SHORTEST TIME:</b>	0:29 vs. NC State

## LONG PLAYS (25-plus yards from scrimmage)

YDS	PLAY	OPPONENT (QTR)
76	Rashawn Scott pass from Stephen Morris [TD]	NC State (1st)
65	Phillip Dorsett pass from Stephen Morris [TD]	at Georgia Tech (1st)
62	Phillip Dorsett pass from Stephen Morris [TD]	NC State (4th)
56	Duke Johnson run [TD]	at Boston College (3rd)
56	Clive Walford pass from Stephen Morris	at Kansas State (1st)
54	Duke Johnson run [TD]	at Boston College (2nd)
52	Rashawn Scott pass from Stephen Morris	NC State (1st)
50	Duke Johnson pass from Stephen Morris [TD]	Bethune-Cookman (3rd)
46	Phillip Dorsett pass from Stephen Morris	NC State (4th)
41	Denzel Perryman interception return [TD]	at Boston College (1st)
41	Phillip Dorsett pass from Stephen Morris	at Georgia Tech (2nd)
41	Davon Johnson pass from Stephen Morris	NC State (4th)
40	Allen Hurns pass from Stephen Morris	NC State (1st)
40	Phillip Dorsett pass from Stephen Morris	NC State (3rd)
32	Duke Johnson run	at Georgia Tech (4th)
32	Davon Johnson pass from Stephen Morris	Florida State (4th)
28	Ladarius Gunter fumble return	at Boston College (4th)
28	Duke Johnson run [TD]	Bethune-Cookman (4th)
28	Clive Walford pass from Stephen Morris	vs. Notre Dame (1st)
26	Brandon McGee fumble return	NC State (2nd)
26	Duke Johnson pass from Stephen Morris	vs. Notre Dame (2nd)
25	Rashawn Scott pass from Stephen Morris	at Kansas State (2nd)
25	Rashawn Scott pass from Stephen Morris	at Georgia Tech (4th)
25	Mike James run [TD]	at Georgia Tech (OT)

## RED ZONE

	SCORE	TIMES IN		POINTS	TDS	RUSH TDS	PASS TDS	-----FAILED TO SCORE INSIDE 20-----						
		RED ZONE	SCORES					FGS	FGA	DOWNS	INT	FUM	HALF	GAME
at Boston College	41-32	4	4	20	2	1	1	2	0	0	0	0	0	0
at Kansas State	13-52	4	3	13	1	0	1	2	0	1	0	0	0	0
Bethune-Cookman	38-10	3	3	17	2	2	0	1	0	0	0	0	0	0
at Georgia Tech	42-36	5	4	24	3	2	1	1	1	0	0	0	0	0
NC State	44-37	5	3	21	3	1	2	0	1	0	1	0	0	0
vs. Notre Dame	3-41	2	1	3	0	0	0	1	0	1	0	0	0	0
North Carolina	14-18	2	2	14	2	2	0	0	0	0	0	0	0	0
Florida State	20-33	4	4	20	2	1	1	2	0	0	0	0	0	0
<b>TOTALS</b>		<b>29</b>	<b>24</b>	<b>132</b>	<b>15</b>	<b>9</b>	<b>6</b>	<b>9</b>	<b>2</b>	<b>2</b>	<b>1</b>	<b>0</b>	<b>0</b>	<b>0</b>
<b>OPPONENTS</b>		<b>44</b>	<b>37</b>	<b>221</b>	<b>27</b>	<b>22</b>	<b>5</b>	<b>10</b>	<b>3</b>	<b>1</b>	<b>1</b>	<b>1</b>	<b>1</b>	<b>0</b>

SEASON PCT. (OVERALL): 24 of 29 (82.8%)

SEASON PCT. (TDS): 15 of 29 (51.7%)

SEASON PCT. (FGS): 9 of 29 (31.1%)

SEASON PCT. (NO SCORE): 5 of 29 (17.2%)

# 2012 STATISTICS (OVERALL: 4-4, ACC: 3-2, HOME: 2-2, AWAY: 2-2)

## MIAMI INDIVIDUAL GAME HIGHS

<b>Rushes</b>	22	Mike James vs North Carolina (Oct 13, 2012)
<b>Yards Rushing</b>	135	Duke Johnson at Boston College (Sep 1, 2012)
<b>TD Rushes</b>	3	Mike James at Georgia Tech (Sep 22, 2012)
<b>Long Rush</b>	56	Duke Johnson at Boston College (Sep 1, 2012)
<b>Pass attempts</b>	52	Stephen Morris at Georgia Tech (Sep 22, 2012)
<b>Pass completions</b>	31	Stephen Morris at Georgia Tech (Sep 22, 2012)
<b>Yards Passing</b>	566	Stephen Morris vs NC State (Sep 29, 2012)
<b>TD Passes</b>	5	Stephen Morris vs NC State (Sep 29, 2012)
<b>Long Pass</b>	76	Stephen Morris vs NC State (Sep 29, 2012)
<b>Receptions</b>	9	Phillip Dorsett at Georgia Tech (Sep 22, 2012)
<b>Yards Receiving</b>	191	Phillip Dorsett vs NC State (Sep 29, 2012)
<b>TD Receptions</b>	2	Phillip Dorsett vs NC State (Sep 29, 2012) Rashawn Scott vs NC State (Sep 29, 2012)
<b>Long Reception</b>	76	Rashawn Scott vs NC State (Sep 29, 2012)
<b>Field Goals</b>	2	Jake Wieclaw – four times
<b>Long Field Goal</b>	38	Jake Wieclaw at Georgia Tech (Sep 22, 2012)
<b>Punts</b>	7	Dalton Botts vs NC State (Sep 29, 2012)
<b>Punting Avg</b>	44.2	Dalton Botts vs Florida State (Oct 20, 2012)
<b>Long Punt</b>	56	Dalton Botts vs Florida State (Oct 20, 2012)
<b>Long Punt Return</b>	13	Phillip Dorsett at Georgia Tech (Sep 22, 2012)
<b>Long Kickoff Return</b>	95	Duke Johnson vs Bethune-Cookman (Sep 15, 2012)
<b>Tackles</b>	12	Denzel Perryman vs Florida State (Oct 20, 2012)
<b>Sacks</b>	2.0	Tyriq McCord vs Bethune-Cookman (Sep 15, 2012)
<b>Tackles For Loss</b>	3.0	Anthony Chickillo at Georgia Tech (Sep 22, 2012) Denzel Perryman vs North Carolina (Oct 13, 2012)
<b>Interceptions</b>	1	6 Players

## MIAMI TEAM GAME HIGHS

<b>Rushes</b>	45	vs North Carolina (Oct 13, 2012)
<b>Yards Rushing</b>	215	vs Bethune-Cookman (Sep 15, 2012)
<b>Yards Per Rush</b>	7.4	vs Bethune-Cookman (Sep 15, 2012)
<b>TD Rushes</b>	3	at Boston College (Sep 1, 2012) vs Bethune-Cookman (Sep 15, 2012) at Georgia Tech (Sep 22, 2012)
<b>Pass attempts</b>	52	at Georgia Tech (Sep 22, 2012)
<b>Pass completions</b>	31	at Georgia Tech (Sep 22, 2012)
<b>Yards Passing</b>	566	vs NC State (Sep 29, 2012)
<b>Yards Per Pass</b>	11.6	vs NC State (Sep 29, 2012)
<b>TD Passes</b>	5	vs NC State (Sep 29, 2012)
<b>Total Plays</b>	84	at Georgia Tech (Sep 22, 2012) 84 vs North Carolina (Oct 13, 2012)
<b>Total Offense</b>	651	vs NC State (Sep 29, 2012)
<b>Yards Per Play</b>	8.0	vs NC State (Sep 29, 2012)
<b>Points</b>	44	vs NC State (Sep 29, 2012)
<b>Sacks By</b>	3	vs Bethune-Cookman (Sep 15, 2012)
<b>First Downs</b>	30	at Georgia Tech (Sep 22, 2012)
<b>Penalties</b>	9	at Boston College (Sep 1, 2012) vs Bethune-Cookman (Sep 15, 2012) at Notre Dame (Oct 6, 2012)
<b>Penalty Yards</b>	78	at Boston College (Sep 1, 2012)
<b>Turnovers</b>	3	at Kansas State (Sep 8, 2012)
<b>Interceptions By</b>	2	vs NC State (Sep 29, 2012)

## OPPONENT INDIVIDUAL GAME HIGHS

<b>Rushes</b>	27	Bernard, G vs North Carolina (Oct 13, 2012)
<b>Yards Rushing</b>	177	Bernard, G vs North Carolina (Oct 13, 2012)
<b>TD Rushes</b>	3	Klein, Collin at Kansas State (Sep 8, 2012) Washington, T. at Georgia Tech (Sep 22, 2012)
<b>Long Rush</b>	55	Atkinson, G. at Notre Dame (Oct 2, 2012)
<b>Pass attempts</b>	51	Rettig, C at Boston College (Sep 1, 2012)
<b>Pass completions</b>	32	Rettig, C at Boston College (Sep 1, 2012)
<b>Yards Passing</b>	441	Rettig, C at Boston College (Sep 1, 2012)
<b>TD Passes</b>	4	Glennon, M. vs NC State (Sep 29, 2012)
<b>Long Pass</b>	73	Glennon, M. vs NC State (Sep 29, 2012)
<b>Receptions</b>	10	Amidon, A at Boston College (Sep 1, 2012)
<b>Yards Receiving</b>	149	Amidon, A at Boston College (Sep 1, 2012)
<b>TD Receptions</b>	2	Underwood, B. vs NC State (Sep 29, 2012)
<b>Long Reception</b>	73	Payton, Q. vs NC State (Sep 29, 2012)
<b>Field Goals</b>	4	Hopkins, Dustin vs Florida State (Oct 20, 2012)
<b>Long Field Goal</b>	50	Sade, N. vs NC State (Sep 29, 2012)
<b>Punts</b>	8	Kowalski, Kory vs Bethune-Cookman (Sep 15, 2012)
<b>Punting Avg</b>	52.0	Doerr, Ryan at Kansas State (Sep 8, 2012)
<b>Long Punt</b>	54	Hibbard, Tommy vs North Carolina (Oct 13, 2012)
<b>Long Punt Return</b>	56	Golden, J. at Georgia Tech (Sep 22, 2012)
<b>Long Kickoff Return</b>	50	Palmer, T. vs NC State (Sep 29, 2012)
<b>Tackles</b>	14	Pierre-Louis, K at Boston College (Sep 1, 2012)
<b>Sacks</b>	2.0	Davis, Adam at Kansas State (Sep 8, 2012)
<b>Tackles For Loss</b>	2.0	8 Players
<b>Interceptions</b>	1	7 Players

## OPPONENT TEAM GAME HIGHS

<b>Rushes</b>	60	at Kansas State (Sep 8, 2012)
<b>Yards Rushing</b>	376	at Notre Dame (Oct 6, 2012)
<b>Yards Per Rush</b>	7.4	at Notre Dame (Oct 6, 2012)
<b>TD Rushes</b>	6	at Kansas State (Sep 8, 2012)
<b>Pass attempts</b>	51	at Boston College (Sep 1, 2012)
<b>Pass completions</b>	32	at Boston College (Sep 1, 2012)
<b>Yards Passing</b>	441	at Boston College (Sep 1, 2012)
<b>Yards Per Pass</b>	19.1	at Kansas State (Sep 8, 2012)
<b>TD Passes</b>	4	vs NC State (Sep 29, 2012)
<b>Total Plays</b>	88	vs NC State (Sep 29, 2012)
<b>Total Offense</b>	664	vs NC State (Sep 29, 2012)
<b>Yards Per Play</b>	7.6	at Notre Dame (Oct 6, 2012)
<b>Points</b>	52	at Kansas State (Sep 8, 2012)
<b>Sacks By</b>	5	at Kansas State (Sep 8, 2012)
<b>First Downs</b>	34	at Notre Dame (Oct 6, 2012)
<b>Penalties</b>	15	vs North Carolina (Oct 13, 2012)
<b>Penalty Yards</b>	140	vs North Carolina (Oct 13, 2012)
<b>Turnovers</b>	6	vs NC State (Sep 29, 2012)
<b>Interceptions By</b>	2	vs North Carolina (Oct 13, 2012)

# PARTICIPATION

NO	CODE	PLAYER	at BC	at KS	B-CU	at GT	NCSU	vs ND	UNC	FSU	VT	at UVA	USF	at Duke
1	—	Allen Hurns	START	START	DNP	XXX	START	START	START	START				
2	—	Deon Bush	XXX	XXX	START	START	XXX	START	START	START				
3	—	Tracy Howard	XXX	XXX	XXX	XXX	XXX	XXX	XXX	XXX				
4	—	Phillip Dorsett	START	START	START	START	START	START	XXX	XXX				
5	—	Mike James	START	START	START	START	START	START	START	START				
6	—	Robert Lockhart Jr.	DNP	DNP	DNP	DNP	DNP	DNP	XXX	XXX				
7	—	Vaughn Telemague	START	START	DNP	DNP	XXX	XXX	XXX	XXX				
8	—	Duke Johnson	START	XXX	START	XXX	START	XXX	XXX	XXX				
9	—	Malcolm Lewis	XXX	XXX	START	XXX	---	---	---	---				
11	—	Ryan Williams	DNP	XXX	XXX	XXX	DNP	DNP	XXX	DNP				
11	1A	Larry Hope	DNP	DNP	DNP	DNP	DNP	DNP	DNP	DNP				
12	—	Preston Dewey	DNP	DNP	DNP	DNP	DNP	DNP	DNP	DNP				
13	—	Dalton Botts	XXX	XXX	XXX	XXX	XXX	XXX	XXX	XXX				
15	—	D'Mauri Jones	DNP	DNP	DNP	DNP	DNP	DNP	DNP	DNP				
15	5A	Cameron Dean	DNP	DNP	DNP	DNP	DNP	DNP	DNP	DNP				
16	—	Gray Crow	DNP	DNP	DNP	DNP	DNP	DNP	DNP	DNP				
17	—	Stephen Morris	START	START	START	START	START	START	START	START				
17	7A	Tyriq McCord	XXX	XXX	XXX	XXX	XXX	XXX	XXX	XXX				
18	—	Matt Goudis	DNP	DNP	XXX	XXX	DNP	DNP	DNP	DNP				
18	8A	Chad Barnes	DNP	DNP	DNP	DNP	DNP	DNP	DNP	DNP				
19	—	David Thompson	DNP	DNP	DNP	DNP	DNP	DNP	DNP	DNP				
20	—	Thomas Finnie	START	START	START	START	START	START	XXX	XXX				
21	—	Brandon McGee	START	START	START	START	START	START	START	START				
22	—	Kacy Rodgers II	START	START	XXX	XXX	START	XXX	XXX	START				
23	—	Eduardo Clements	XXX	XXX	XXX	XXX	XXX	XXX	XXX	DNP				
24	—	Davon Johnson	XXX	XXX	XXX	XXX	START	XXX	START	START				
24	4A	Joey McNeil	DNP	DNP	DNP	DNP	DNP	DNP	DNP	DNP				
24	4B	Stephen Sweeney	DNP	DNP	DNP	DNP	DNP	DNP	DNP	DNP				
25	—	Dallas Crawford	XXX	XXX	XXX	XXX	XXX	XXX	XXX	XXX				
26	—	Darris Hughes	DNP	DNP	XXX	DNP	DNP	DNP	DNP	DNP				
27	—	Jameson Labady	DNP	DNP	DNP	DNP	DNP	DNP	DNP	DNP				
27	7B	Ricky Carroll	DNP	DNP	DNP	DNP	DNP	DNP	DNP	DNP				
28	—	Andrew Swasey	XXX	XXX	XXX	DNP	XXX	XXX	XXX	XXX				
28	8B	Shawn O'Dare	DNP	DNP	DNP	DNP	DNP	DNP	DNP	DNP				
29	—	Rayshawn Jenkins	XXX	XXX	XXX	XXX	XXX	DNP	DNP	XXX				
30	—	A.J. Highsmith	XXX	XXX	START	START	START	START	START	XXX				
31	—	Tyrone Cornileus	XXX	XXX	START	START	START	XXX	XXX	XXX				
32	—	Danny Dillard	DNP	DNP	DNP	DNP	DNP	DNP	DNP	DNP				
33	—	Maurice Hagens	XXX	XXX	XXX	START	XXX	START	START	START				
34	—	Thurston Armbrister	START	XXX	XXX	XXX	XXX	XXX	XXX	XXX				
35	—	Nate Dortch	DNP	DNP	XXX	DNP	DNP	DNP	DNP	DNP				
36	—	Gianni Paul	DNP	DNP	XXX	XXX	START	START	START	DNP				
37	—	Ladarius Gunter	XXX	XXX	XXX	XXX	XXX	XXX	START	START				
37	7C	Alex Irastorza	DNP	DNP	DNP	DNP	DNP	DNP	DNP	DNP				
38	—	Jordan Tolson	DNP	DNP	XXX	DNP	DNP	DNP	DNP	DNP				
39	—	Antonio Crawford	XXX	XXX	XXX	XXX	XXX	XXX	XXX	XXX				
40	—	Jake Wieclaw	XXX	XXX	XXX	XXX	XXX	XXX	XXX	XXX				
43	—	Sean Harvey	DNP	DNP	XXX	DNP	DNP	DNP	DNP	DNP				
44	—	Eddie Johnson	XXX	START	START	START	START	START	START	START				
45	—	Ramon Buchanan	START	START	---	---	---	---	---	---				
46	—	Clive Walford	XXX	START	XXX	START	XXX	XXX	XXX	XXX				
46	6A	Ricky Perez	DNP	DNP	DNP	DNP	DNP	DNP	DNP	DNP				
46	6B	Hugo Delpenha Jr.	DNP	DNP	DNP	DNP	DNP	DNP	DNP	DNP				
47	—	Akil Craig	DNP	DNP	XXX	DNP	DNP	DNP	DNP	DNP				
48	—	Brandon Yosha	DNP	XXX	XXX	XXX	XXX	DNP	DNP	DNP				
48	8C	Chris Dunckel	DNP	DNP	DNP	DNP	DNP	DNP	DNP	DNP				
49	—	Dyron Dye	START	START	START	START	XXX	START	START	START				
51	—	Shayon Green	START	START	START	START	START	START	START	START				
52	—	Denzel Perryman	START	START	START	DNP	DNP	START	START	START				
54	—	JaWand Blue	DNP	DNP	DNP	DNP	DNP	DNP	DNP	DNP				
55	—	Ben Jones	DNP	DNP	XXX	XXX	START	DNP	DNP	DNP				

# PARTICIPATION

NO	CODE	PLAYER	at BC	at KS	B-CU	at GT	NCSU	vs ND	UNC	FSU	VT	at UVA	USF	at Duke
55	5B	Frank Gabriel	DNP	DNP	DNP	DNP	DNP	DNP	DNP	DNP				
56	–	Raphael Kirby	DNP	DNP	DNP	DNP	DNP	XXX	XXX	XXX				
57	–	Nantambu Fentress	XXX	XXX	XXX	XXX	XXX	XXX	XXX	XXX				
58	–	Gabriel Terry	XXX	XXX	XXX	DNP	DNP	XXX	DNP	XXX				
59	–	Jimmy Gaines	XXX	XXX	XXX	XXX	XXX	DNP	XXX	<b>START</b>				
60	–	Sean McNally	XXX	XXX	XXX	DNP	DNP	DNP	DNP	DNP				
61	–	Paul Kelly	DNP	DNP	XXX	XXX	XXX	XXX	XXX	XXX				
62	–	Shane McDermott	<b>START</b>	<b>START</b>	<b>START</b>	<b>START</b>	<b>START</b>	<b>START</b>	<b>START</b>	<b>START</b>				
63	–	Danny Isidora	DNP	DNP	DNP	DNP	DNP	DNP	DNP	DNP				
64	–	Hunter Wells	DNP	DNP	DNP	DNP	DNP	DNP	DNP	DNP				
65	–	Brandon Linder	<b>START</b>	<b>START</b>	<b>START</b>	<b>START</b>	<b>START</b>	<b>START</b>	<b>START</b>	<b>START</b>				
66	–	Dequan Ivery	DNP	DNP	DNP	DNP	DNP	XXX	XXX	DNP				
67	–	Corey King	DNP	DNP	XXX	XXX	XXX	<b>START</b>	XXX	XXX				
68	–	Jeremy Lewis	XXX	XXX	XXX	DNP	XXX	XXX	XXX	DNP				
69	–	Eduardo Lopez	DNP	DNP	DNP	DNP	DNP	DNP	DNP	DNP				
70	–	Jon Feliciano	<b>START</b>	<b>START</b>	<b>START</b>	<b>START</b>	<b>START</b>	<b>START</b>	<b>START</b>	<b>START</b>				
71	–	Anthony Chickillo	<b>START</b>	<b>START</b>	<b>START</b>	<b>START</b>	<b>START</b>	<b>START</b>	<b>START</b>	<b>START</b>				
72	–	Earl Moore	XXX	XXX	XXX	XXX	XXX	XXX	<b>START</b>	XXX				
74	–	Ereck Flowers	<b>START</b>	<b>START</b>	<b>START</b>	<b>START</b>	XXX	XXX	XXX	XXX				
75	–	Jared Wheeler	XXX	XXX	XXX	XXX	XXX	XXX	XXX	XXX				
76	–	Taylor Gadbois	DNP	DNP	DNP	DNP	DNP	DNP	DNP	DNP				
77	–	Seantrel Henderson	DNP	XXX	XXX	XXX	XXX	<b>START</b>	<b>START</b>	<b>START</b>				
78	–	Jermaine Johnson	XXX	XXX	XXX	XXX	DNP	DNP	DNP	DNP				
79	–	Malcolm Bunche	<b>START</b>	<b>START</b>	<b>START</b>	<b>START</b>	<b>START</b>	<b>START</b>	<b>START</b>	<b>START</b>				
80	–	Rashawn Scott	XXX	XXX	XXX	XXX	XXX	XXX	XXX	XXX				
81	–	Jontavious Carter	DNP	DNP	DNP	DNP	DNP	DNP	DNP	DNP				
82	–	Asante Cleveland	XXX	XXX	XXX	XXX	XXX	XXX	DNP	XXX				
83	–	Kendal Thompkins	XXX	XXX	XXX	XXX	XXX	XXX	XXX	XXX				
84	–	Cory White	DNP	DNP	DNP	DNP	DNP	DNP	DNP	DNP				
85	–	David Perry	DNP	XXX	XXX	DNP	XXX	XXX	XXX	XXX				
86	–	Herb Waters	XXX	XXX	XXX	XXX	XXX	XXX	XXX	XXX				
87	–	Jacoby Briscoe	DNP	DNP	DNP	DNP	DNP	DNP	DNP	DNP				
87	7D	Garrett Kidd	DNP	DNP	DNP	XXX	XXX	DNP	XXX	XXX				
88	–	Ronald Regula	DNP	DNP	DNP	DNP	DNP	DNP	DNP	DNP				
88	8D	Zach Costa	DNP	DNP	DNP	DNP	DNP	DNP	DNP	DNP				
90	–	Ricardo Williams	DNP	DNP	DNP	DNP	DNP	DNP	DNP	XXX				
91	–	Olsen Pierre	<b>START</b>	<b>START</b>	<b>START</b>	<b>START</b>	<b>START</b>	DNP	<b>START</b>	<b>START</b>				
92	–	Jalen Grimble	XXX	XXX	XXX	XXX	XXX	DNP	DNP	DNP				
93	–	Luther Robinson	XXX	DNP	XXX	XXX	XXX	XXX	XXX	XXX				
94	–	Kelvin Cain	XXX	XXX	XXX	XXX	XXX	XXX	XXX	DNP				
95	–	Jake O'Donnell	DNP	DNP	DNP	DNP	DNP	DNP	DNP	DNP				
96	–	Curtis Porter	DNP	DNP	DNP	DNP	DNP	DNP	DNP	DNP				
97	–	Dwayne Holett	DNP	DNP	DNP	DNP	DNP	DNP	DNP	DNP				
98	–	Darius Smith	<b>START</b>	<b>START</b>	<b>START</b>	<b>START</b>	<b>START</b>	<b>START</b>	XXX	<b>START</b>				
99	–	Jelani Hamilton	XXX	DNP	XXX	DNP	XXX	XXX	DNP	DNP				

# GAME RECAPS

GAME 1 • CHESTNUT HILL, MASS. • ALUMNI STADIUM			
		MIAMI	41
		BOSTON COLLEGE	32
SCAN QR CODE FOR: Photos, Stats, Interviews, Highlights, Game Replay			

## GAME NOTES

- **Denzel Perryman's** interception return for a touchdown was the first for the Hurricanes since Oct. 1, 2011, when **Kelvin Cain** returned one 59 yards against Bethune-Cookman.
- With his second-quarter TD run, **Duke Johnson** became the first Miami true freshman to start and score in a season-opener since Aug. 28, 2008, when **Jacory Harris** raced 30 yards against Charleston Southern.
- Miami improved to 57-29-1 all-time in season openers and won for the fourth time in its last five season openers.
- It was Miami's first win at Boston College since 2001.
- **RB Duke Johnson**, who had TD runs of 54 and 56 yards, totaled 135 yards for the game, the most by a UM true freshman since **Javarris James** (148 yards) against Houston (Sept. 30, 2006).
- **WR Allen Hurns** recorded a career-high 81 yards on 8 catches.
- **WR Malcolm Lewis** notched a receiving touchdown in his debut, as three of the Canes' four offensive TDs scored by true freshmen.

## STATISTICS

SCORING	1	2	3	4	OT	F
Miami	14	7	10	10	—	41
Boston College	14	6	3	9	—	32

## SCORING SUMMARY

1st	12:26	BC	Williams 4 run (Freese kick)
	7:54	BC	Sinkovec 15 pass from Rettig (Freese kick)
	0:53	UM	Clements 1 run (Wieclaw kick)
	0:00	UM	Perryman 41 INT return (Wieclaw kick)
2nd	10:53	BC	Freese 26 FG
	9:02	UM	Du. Johnson 54 run (Wieclaw kick)
	3:32	BC	Freese 37 FG
3rd	9:52	BC	Freese 30 FG
	5:06	UM	Wieclaw 22 FG
	1:18	UM	Du. Johnson 56 run (Wieclaw kick)
4th	13:35	UM	Wieclaw 24 FG
	9:49	UM	Lewis 18 pass from Morris (Wieclaw kick)
	6:48	BC	Kimble 17 pass from Rettig (Freese kick)
	0:04	BC	Team safety

## TEAM STATISTICS

	UM	BC
<b>FIRST DOWNS</b>	22	29
<b>RUSHES-YARDS (NET)</b>	34-208	34-96
<b>PASSING YDS (NET)</b>	207	441
Passes Comp-Att-Int	28-45-1	32-51-1
<b>TOTAL OFFENSE PLAYS-YARDS</b>	79-415	85-537
Fumble Returns-Yards	1-28	0-0
Punt Returns-Yards	3-9	1-1
Kickoff Returns-Yards	6-110	7-85
Interception Returns-Yards	1-41	1-11
Punts (Number-Avg)	5-40.6	3-38.7
Fumbles-Lost	2-0	4-2
Penalties-Yards	9-78	3-30
Possession Time	26:21	33:39
Third-Down Conversions	11 of 21	6 of 14
Fourth-Down Conversions	1 of 2	0 of 1
Red-Zone Scores-Chances	4-4	6-7

## INDIVIDUAL STATISTICS

**RUSHING:** UM — Du. Johnson 7-135 2 TD, James 14-54, Morris 8-18, Clements 3-4 1 TD, Botts 1-1, Dorsett 1-2. BC — Williams 18-49 1 TD, Kimble 10-45, Coleman 1-6, Team 1-1, Amidon 1-1, Rettig 3-2.

**PASSING:** UM — Morris 28-45-1-207 1 TD. BC — Rettig 32-51-1-441 2 TD.

**RECEIVING:** UM — Hurns 8-81, Lewis 4-42 1 TD, Du. Johnson 3-10, Dorsett 3-9, Scott 2-23, Cleveland 2-12, Walford 2-10, James 2-7, Da. Johnson 1-7, Clements 1-6. BC — Amidon 10-149, Kimble 8-130 1 TD, Sinkovec 3-67 1 TD, Miller 3-38, Coleman 2-13, Evans 2-11, Williams 2-7, Elliott 1-19, Parsons 1-7.

**INTERCEPTIONS:** UM — Perryman 1-41 TD. BC — Rositano 1-11.

**FUMBLES:** UM — Dorsett 1-0, Dye 1-0. BC — Kimble 1-1, Rettig 1-0, Rositano 1-0, Williams 1-1.

**SACKS (UA-A):** UM — None. BC — Edeballi 0.5-4, Rudolph 0.5-4.

**TACKLES (UA-A):** UM — Rodgers II 7-1, Perryman 5-2, Green 4-3, Buchanan 4-2, E. Johnson 4-1, McGee 3-2, Telemaque 2-3. BC — Pierre-Louis 8-6, Divitto 7-4, Clancy 6-2, Keyes 4-4, Sylvia 4-3, Edeballi 2-4.

GAME 2 • MANHATTAN, KAN. • SNYDER FAMILY STADIUM			
		MIAMI	13
		21/20 KANSAS STATE	52
SCAN QR CODE FOR: Photos, Stats, Interviews, Highlights, Game Replay			

## GAME NOTES

- **TE Clive Walford's** 56-yard catch and run in the first quarter was the longest reception of his career.
- DL **Anthony Chickillo** ended the first quarter with a sack of Collin Klein. It was the Hurricanes' first sack of the 2012 season.
- LB **Eddie Johnson** started his first game for the Hurricanes and recorded a career high in tackles with seven stops (three solo, four assist).
- **RB Duke Johnson** racked up a career-high 77-yard kickoff return in the fourth quarter to help setup a touchdown.
- **QB Ryan Williams** recorded his first touchdown pass as a Hurricane in the fourth quarter.

## STATISTICS

SCORING	1	2	3	4	OT	F
Miami	3	3	0	7	—	13
Kansas State	14	10	7	21	—	52

## SCORING SUMMARY

1st	8:13	KS	Klein 1 run (Cantele kick)
	2:52	KS	Klein 6 run (Cantele kick)
	0:11	UM	Wieclaw 32 FG
2nd	10:20	KS	Cantele 21 FG
	6:10	KS	Sexton 27 pass from Klein (Cantele kick)
	0:00	UM	Wieclaw 27 FG
3rd	9:16	KS	Klein 1 run (Cantele kick)
4th	11:12	KS	Hubert 4 run (Cantele kick)
	10:51	KS	Sams 15 run (Cantele kick)
	5:30	KS	Sams 11 run (Cantele kick)
	3:51	UM	Walford 2 pass from Williams (Wieclaw kick)

## TEAM STATISTICS

	UM	KS
<b>FIRST DOWNS</b>	13	27
<b>RUSHES-YARDS (NET)</b>	29-40	60-288
<b>PASSING YDS (NET)</b>	222	210
Passes Comp-Att-Int	21-28-0	9-11-1
<b>TOTAL OFFENSE PLAYS-YARDS</b>	262	498
Fumble Returns-Yards	0-0	0-0
Punt Returns-Yards	0-0	1-12
Kickoff Returns-Yards	6-160	2-54
Interception Returns-Yards	1-0	0-0
Punts (Number-Avg)	4-40.0	1-52.0
Fumbles-Lost	3-3	2-0
Penalties-Yards	4-30	2-12
Possession Time	22:44	37:16
Third-Down Conversions	5 of 13	8 of 11
Fourth-Down Conversions	0 of 1	0 of 0
Red-Zone Scores-Chances	3-4	7-8

## INDIVIDUAL STATISTICS

**RUSHING:** UM — James 9-27, Du. Johnson 6-19, Clements 4-1, Dorsett 1-1, Morris 9-6. KS — Hubert 19-106 1 TD, Klein 22-71 3 TD, Sams 3-47 2 TD, Robinson 3-20, Pease 5-18, Lockett 2-14, Rose 3-7, Thompson 1-6, Johnson 2-6, Harper 0-7.

**PASSING:** UM — Morris 19-26-0-215, Williams 2-2-0-7 1 TD. KS — Klein 9-11-1-210 1 TD.

**RECEIVING:** UM — Scott 4-39, Walford 3-61 1 TD, Dorsett 3-31, Hurns 2-32, De. Johnson 2-19, Du. Johnson 2-18, Thompkins 2-3, Lewis 1-10, Waters 1-5, James 1-4. KS — Lockett 3-59, Thompson 3-57, Trujillo 1-58, Sexton 1-27 1 TD, Harper 1-9.

**INTERCEPTIONS:** UM — McGee 1-0.

**FUMBLES:** UM — Morris 2-2, Clements 1-1. KS — Hubter 1-0, Klein 1-0.

**SACKS (UA-A):** UM — Chickillo 1.0-1. KS — Davis 2.0-13, Brown 1.0-8, Sua 1.0-6, Tuggle 1.0-4.

**TACKLES (UA-A):** UM — Green 5-3, Pierre 5-2, Cornileus 3-4, Bush 6-0, Perryman 5-0, Telemaque 3-2. KS — Brown 7-3, Milo 4-2, Truman 4-1, Evans 3-2, Davis 4-0, Tuggle 4-0, Malone 4-0.

GAME 3 • MIAMI GARDENS, FLA. • SUN LIFE STADIUM			
		BETHUNE-COOKMAN	10
		MIAMI	38
SCAN QR CODE FOR: Photos, Stats, Interviews, Highlights, Game Replay			

## GAME NOTES

- **S Deon Bush, S A.J. Highsmith** and **WR Malcolm Lewis** made their career-first starts.
- Freshman **RB Duke Johnson** amassed 246 all-purpose yards and scored four touchdowns. In the first quarter, he returned a kickoff 95 yards for Miami's first score of the game. He later added two rushing scores and a 50-yard receiving touchdown.
- Johnson became the first Miami player to score four TDs in a game since **Tyrone Moss** did in 2005 against North Carolina.
- Freshman **DL Tyriq McCord** collected his career-first sacks, accounting for two of Miami's three QB sacks.
- Sophomore **WR Phillip Dorsett** collected 49 receiving yards, passing his previous career-high of 41 yards at USF in 2011.

## STATISTICS

SCORING	1	2	3	4	OT	F
Bethune-Cookman	7	0	0	3	—	10
Miami	7	10	7	14	—	38

## SCORING SUMMARY

1st	2:37	BCU	Jackson 1 run (Hurd kick)
	2:25	UM	Du. Johnson 95 kickoff return (Wieclaw kick)
2nd	5:48	UM	Du. Johnson 1 run (Wieclaw kick)
	0:35	UM	Wieclaw 20 FG
3rd	4:26	UM	Du. Johnson 50 pass from Morris (Wieclaw kick)
4th	9:49	BCU	Hurd 31 FG
	8:25	UM	Du. Johnson 28 run (Wieclaw kick)
	3:56	UM	Clements 10 run (Wieclaw kick)

## TEAM STATISTICS

	BCU	UM
<b>FIRST DOWNS</b>	20	20
<b>RUSHES-YARDS (NET)</b>	53-233	29-215
<b>PASSING YDS (NET)</b>	122	211
Passes Comp-Att-Int	10-26-1	20-35-1
<b>TOTAL OFFENSE PLAYS-YARDS</b>	355	426
Fumble Returns-Yards	1-25	1-7
Punt Returns-Yards	0-0	4-21
Kickoff Returns-Yards	7-74	2-134
Interception Returns-Yards	1-0	1-9
Punts (Number-Avg)	8-38.5	4-43.8
Fumbles-Lost	1-1	1-1
Penalties-Yards	7-45	9-70
Possession Time	36:57	23:03
Third-Down Conversions	7 of 19	4 of 11
Fourth-Down Conversions	1 of 3	0 of 1
Red-Zone Scores-Chances	2-2	3-3

## INDIVIDUAL STATISTICS

**RUSHING:** BCU — Waters 6-60, Allen 2-15, Cabrera 5-14, Wilson 9-6, Williams 4-0. UM — Du. Johnson 14-94 2 TD, James 9-77, Clements 5-37 1 TD, Morris 1-7.

**PASSING:** BCU — Wilson 3-10-0-51, Williams 5-9-0-69, Waters 2-6-0-2, Kowalski 0-1-1-0. UM — Morris 20-35-1-211 1 TD.

**RECEIVING:** BCU — Jackson 2-29, Cleckley 2-27, Stroud 2-17, Poole 1-20, Gordon 1-16, Virgin 1-10, Harris 1-3. UM — Dorsett 6-49, Du. Johnson 3-57 1 TD, Scott 2-36, Dye 2-10, Lewis 2-9, Walford 2-8, Da. Johnson 1-20, James 1-14, Hagens 1-8.




**INTERCEPTIONS:** BCU — Burke 1-0. UM — D. Crawford 1-9.

**FUMBLES:** BCU — Wilson 1-1. UM — Dorsett 1-1.

**SACKS (UA-A):** BCU — None. UM — McCord 2.0-15, D. Smith 1.0-3.

**TACKLES (UA-A):** BCU — Fields 6-1, Addison 4-3, Howard 4-1, Lane 3-2, Marcellon 3-2, Richardson 3-1. UM — Green 5-3, McCord 4-1, Chickillo 4-1, McGee 3-2, Perryman 3-1, Paul 2-2.

# GAME RECAPS

GAME 4 • ATLANTA, GA. • BOBBY DODD STADIUM (OT)			
		<b>MIAMI</b>	<b>42</b>
	RV/RV	<b>GEORGIA TECH</b>	<b>36</b>
SCAN QR CODE FOR: Photos, Stats, Interviews, Highlights, Game Replay			

## GAME NOTES

- Miami defeated Georgia Tech for the fourth consecutive meeting.
- It was the first overtime win for the Hurricanes since defeating Virginia, 24-17, in Charlottesville on Nov. 1, 2008.
- Miami had 609 yards of total offense, the first time reaching 600 since racking up 629 against McNeese State in 2000.
- Miami was credited with a safety in the first quarter. It was the Canes' first safety since Sept. 17, 2009 when GT's Chandler Anderson kicked an errant snap through the back of the end zone.
- The Canes led 19-0 after the first quarter — the biggest lead after the opening period since leading Charleston Southern, 21-0, on Aug. 28, 2008. It was the largest margin over an ACC opponent after one since going up 21-0 over Wake Forest on Nov. 20, 2004.
- Sophomore WR **Phillip Dorsett** established career bests for receptions (9) and receiving yards (184).
- Junior QB **Stephen Morris** threw for a career-best 436 yards, the first 400-yard passing game by a UM quarterback since **Ken Dorsey** (422) at West Virginia in 2002.
- Senior RB **Mike James** scored a career-high four touchdowns in the game (three rushing, one receiving). James rushed for a career-high 89 yards on 15 carries.

## STATISTICS

SCORING	1	2	3	4	OT	F
Miami	19	0	3	14	6	42
Georgia Tech	0	22	14	0	0	36

## SCORING SUMMARY

1st	14:03	UM	Dorsett 65 pass from Morris (Wieclaw kick)
	4:11	UM	Wieclaw 38 FG
	4:11	UM	Team safety
	0:00	UM	James 1 run (Wieclaw kick)
2nd	11:23	GT	Smith 8 run (Scully kick)
	9:05	GT	Washington 2 run (Scully kick)
	3:39	GT	Washington 10 run (Godhigh pass from Washington)
3rd	13:09	GT	Zenon 35 run (Scully kick)
	10:06	GT	Washington 2 run (Scully kick)
	4:25	UM	Wieclaw 23 FG
4th	13:41	UM	James 15 run (Wieclaw kick)
	0:27	UM	James 10 pass from Morris (Wieclaw kick)
OT	15:00	UM	James 25 run

## TEAM STATISTICS

	UM	GT
<b>FIRST DOWNS</b>	<b>30</b>	<b>18</b>
<b>RUSHES-YARDS (NET)</b>	<b>32-173</b>	<b>58-287</b>
<b>PASSING YDS (NET)</b>	<b>436</b>	<b>132</b>
Passes Comp-Att-Int	31-52-1	3-8-0
<b>TOTAL OFFENSE PLAYS-YARDS</b>	<b>84-609</b>	<b>66-419</b>
Fumble Returns-Yards	0-0	0-0
Punt Returns-Yards	2-18	2-84
Kickoff Returns-Yards	5-101	6-93
Interception Returns-Yards	0-0	1-0
Punts (Number-Avg)	3-40.0	5-44.0
Fumbles-Lost	1-1	0-0
Penalties-Yards	8-66	5-35
Possession Time	29:37	30:17
Third-Down Conversions	11-16	6-13
Fourth-Down Conversions	0-0	0-2
Red-Zone Scores-Chances	4-5	4-5

## INDIVIDUAL STATISTICS

**RUSHING:** UM — James 15-89 3 TD, Du. Johnson 13-72, Morris 2-10, Clements 1-4, Team 1-2. GT — Laskey 15-82, Godhigh 6-59, Zenon 6-57 1 TD, Washington 20-47 3 TD, Smith 7-22 1 TD, Bostic 2-15, Lee 1-3, Sims 1-2.

**PASSING:** UM — Morris 31-52-1-436 2 TD. GT — Washington 3-8-0-132.




**RECEIVING:** UM — Dorsett 9-184 1 TD, Da. Johnson 7-107, Du. Johnson 4-38, Scott 3-48, James 3-24 1 TD, Walford 2-13, Hurns 2-10, Lewis 1-2. GT — Zenon 2-74, Greene 1-58.

**INTERCEPTIONS:** GT — Thomas.

**FUMBLES:** UM — Dorsett 1-1.

**SACKS (UA-A):** UM — Chickillo 1-0.

**TACKLES (UA-A):** UM — E. Johnson 6-3, Chickillo 7-0, Gaines 5-2, McGee 5-1, Rodgers II 5-1, Cornileus 4-2, Green 3-2. GT — Nealy 6-2, Johnson 4-4, Watts 6-0, Sweeting 4-2, Cross 4-1, Thomas 3-2.

GAME 5 • MIAMI GARDENS, FLA. • SUN LIFE STADIUM			
		<b>NC STATE</b>	<b>37</b>
	RV/RV	<b>MIAMI</b>	<b>44</b>
SCAN QR CODE FOR: Photos, Stats, Interviews, Highlights, Game Replay			

## GAME NOTES

- With the win, Miami has its first three-game winning streak under second-year head coach **Al Golden** and first since the 2009 season.
- The Hurricanes started 3-0 in the ACC for the first time since 2004 — the first season in the conference.
- Miami has its first 4-1 start to the season since 2009.
- Miami's defense recorded a safety in back-to-back games for the first time since 2008 (Florida State - Oct. 4 & UCF - Oct. 11).
- With 651 yards of total offense, the Canes recorded more than 400 yards of offense in three straight games. The 651 yards are third-most in UM history.
- Junior QB **Stephen Morris** threw for a Miami and ACC record 566 yards and a school-record-tying 5 TDs. Morris became the first UM QB to throw 5 TDs since Kyle Wright at Wake Forest in 2005.
- Sophomore WR **Phillip Dorsett** reeled in 191 yards and two TDs on seven catches against NC State, including the eventual game-winning 62-yard TD with 19 seconds remaining.
- Sophomore MLB **Gionni Paul** racked up a career-high 11 tackles in his career-first start.

## STATISTICS

SCORING	1	2	3	4	OT	F
NC State	7	7	7	16	—	37
Miami	23	0	7	14	—	44

## SCORING SUMMARY

1st	9:29	ST	Creecy 1 run (Sade kick)
	8:40	UM	Hurns 14 pass from Morris (Wieclaw kick)
	8:28	UM	Hamilton safety
	6:52	UM	Dorsett 24 pass from Morris (Wieclaw kick)
	4:18	UM	Scott 76 pass from Morris (Wieclaw kick)
2nd	14:56	ST	Creecy 7 pass from Glennon (Sade kick)
3rd	8:14	ST	Underwood 4 pass from Glennon (Sade kick)
	0:54	UM	Du. Johnson 4 run (Wieclaw kick)
4th	10:24	ST	Underwood 28 pass from Glennon (kick failed)
	8:00	UM	Scott 13 pass from Morris (Wieclaw kick)
	5:43	ST	Smith 6 pass from Glennon (Sade kick)
	1:58	ST	Sade 50 FG
	0:19	UM	Dorsett 62 pass from Morris (Wieclaw kick)

## TEAM STATISTICS

	ST	UM
<b>FIRST DOWNS</b>	<b>30</b>	<b>26</b>
<b>RUSHES-YARDS (NET)</b>	<b>46-224</b>	<b>32-85</b>
<b>PASSING YDS (NET)</b>	<b>440</b>	<b>566</b>
Passes Comp-Att-Int	24-42-2	26-49-1
<b>TOTAL OFFENSE PLAYS-YARDS</b>	<b>88-664</b>	<b>81-651</b>
Fumble Returns-Yards	0-0	2-39
Punt Returns-Yards	1-3	1-6
Kickoff Returns-Yards	6-112	2-43
Interception Returns-Yards	1-0	2-0
Punts (Number-Avg)	4-40.8	8-40.6
Fumbles-Lost	5-4	0-0
Penalties-Yards	14-100	4-20
Possession Time	33:22	26:38
Third-Down Conversions	4-12	6-18
Fourth-Down Conversions	2-2	1-1
Red-Zone Scores-Chances	4-5	3-5

## INDIVIDUAL STATISTICS

**RUSHING:** NCSU — Creecy 19-120 1 TD, Thornton 17-87, Barnes 7-44, Team 1-8, Glennon 2-19. UM — Du. Johnson 12-39 1 TD, James 13-31, Dorsett 1-5, Botts 1-4, Clements 1-4, Morris 4-2.

**PASSING:** NCSU — Glennon 24-42-2 440 4 TD. UM — Morris 26-49-1 566 5 TD.

**RECEIVING:** NCSU — Palmer 5-94, Smith 3-86 1 TD, Underwood 3-50 2 TD, Creecy 3-16 1 TD, Payton 2-83, Watson 2-29, Carter 2-28, Talbert 1-19, Thornton 1-14, Barnes 1-13, Winkles 1-8. UM — Dorsett 7-191 2 TD, Scott 6-180 2 TD, James 3-53, Du. Johnson 3-24, Hurns 2-54 1 TD, Waters 2-14, Da. Johnson 1-41, Clements 1-5, Walford 1-4.

**INTERCEPTIONS:** NCSU — Lucas 1-0. UM — Highsmith 1-0, Finnie 1-0.

**FUMBLES:** NCSU — Palmer 1-1, Team 1-0, Thornton 1-1, Glennon 1-1, Barnes 1-1.

**SACKS (UA-A):** NCSU — Cato-Bishop 1-0. UM — E. Johnson 1-0, Cain 1-0.

**TACKLES (UA-A):** NCSU — Noel 10-0, Wolff 7-3, Bishop 6-0, Dowdy 2-4, Johnson 3-1, Lucas 3-1. UM — Paul 8-3, Highsmith 5-3, E. Johnson 6-1, Green 4-3, Fentress 4-1, Rodgers II 4-1.

GAME 6 • CHICAGO, ILL. • SOLDIER FIELD			
		RV/RV <b>MIAMI</b>	<b>3</b>
	9/10	<b>NOTRE DAME</b>	<b>41</b>
SCAN QR CODE FOR: Photos, Stats, Interviews, Highlights, Game Replay			

## GAME NOTES

- Miami became the first team during the 2012 season to score first-quarter points on the Notre Dame defense. The Canes became the first team since Stanford in 2011 to score in the first quarter after **Jake Wieclaw** hit a 28-yard FG on UM's second drive of the game.
- Redshirt freshman DL **Corey King** made his career-first start.
- True freshman LB **Raphael Kirby** made the first appearance of his college career. Kirby missed the first five game of the season with a lower extremity injury.
- Senior DB **Brandon McGee** set a career high with nine total tackles on the night (eight solo, one assisted).
- Freshman DB **Deon Bush** was credited with two forced fumbles in the game.

## STATISTICS

SCORING	1	2	3	4	OT	F
Miami	3	0	0	0	—	3
Notre Dame	7	6	21	7	—	41

## SCORING SUMMARY

1st	9:28	ND	Riddick 1 run (Brindza kick)
	5:32	UM	Wieclaw 28 FG
2nd	14:10	ND	Brindza 22 FG
	5:07	ND	Brindza 32 FG
3rd	11:57	ND	Wood 2 run (Brindza kick)
	2:53	ND	Wood 3 run (Brindza kick)
	0:23	ND	Atkinson 55 run (Brindza kick)
4th	1:06	ND	McDaniel 1 run (Brindza kick)

## TEAM STATISTICS

	UM	ND
<b>FIRST DOWNS</b>	<b>13</b>	<b>34</b>
<b>RUSHES-YARDS (NET)</b>	<b>18-84</b>	<b>51-375</b>
<b>PASSING YDS (NET)</b>	<b>201</b>	<b>211</b>
Passes Comp-Att-Int	18-35-0	19-26-0
<b>TOTAL OFFENSE PLAYS-YARDS</b>	<b>53-285</b>	<b>77-587</b>
Fumble Returns-Yards	0-0	0-0
Punt Returns-Yards	0-0	1-0
Kickoff Returns-Yards	6-119	1-13
Interception Returns-Yards	0-0	0-0
Punts (Number-Avg)	5-42.2	1-32.0
Fumbles-Lost	0-0	2-0
Penalties-Yards	9-76	4-25
Possession Time	20:52	39:08
Third-Down Conversions	4-12	5-11
Fourth-Down Conversions	0-1	1-1
Red-Zone Scores-Chances	0-0	0-0

## INDIVIDUAL STATISTICS

**RUSHING:** UM — James 6-28, D. Johnson 8-22, Clements 2-20, Morris 2-14. ND — Atkinson 10-123, Wood 18-118, McDaniel 11-55, Golson 6-51, Riddick 5-21, Toma 1-8.

**PASSING:** UM — Morris 18-35-0-201. ND — Golson 17-22-0-186, Rees 2-4-0-25.

**RECEIVING:** UM — Da. Johnson 4-68, Scott 4-33, D. Johnson 3-35, James 2-8, Walford 1-28, Hagens 1-11, Hurns 1-7, Dorsett 1-6, Waters 1-5. ND — Jones 4-45, Daniels 3-48, Riddick 3-15, Eiffert 2-31, Toma 2-22, Wood 2-9, McDaniel 1-21, Goodman 1-13, Niklas 1-7.

**INTERCEPTIONS:** None.

**FUMBLES:** UM — None. ND — Wood 1-0, Golson 1-0.

**SACKS (UA-A):** None.

**TACKLES (UA-A):** UM — McGee 8-1, Paul 4-5, Perryman 7-1, Rodgers II 1-4, Kirby 1-4, E. Johnson 4-0, Bush 3-1, Armbrister 1-3. ND — Te'o 8-2, Russell 2-4, Fox 1-4, Calabrese 2-1, Shumate 2-1, Councill 2-1, Lewis-Moore 1-2.

# GAME RECAPS

GAME 7 • MIAMI GARDENS, FLA. • SUN LIFE STADIUM			
		<b>NORTH CAROLINA</b>	<b>18</b>
		<b>MIAMI</b>	<b>14</b>
SCAN QR CODE FOR: Photos, Stats, Interviews, Highlights, Game Replay			

## GAME NOTES

- **Mike James** established career highs for rushing attempts (22) and rushing yards (96). His previous highs were 89 yards on 15 carries at Georgia Tech earlier this season.
- **Denzel Perryman** notched double-digit tackles for the first time this season with a career-high-tying 11 total stops, including nine solo tackles. He also added 3 tackles for loss.
- In the fourth quarter, sophomore QB **Ryan Williams** entered the game for an injured **Stephen Morris**. Williams completed 9-of-13 passes for 80 yards, including a 21-yard pass to **Rashawn Scott**.
- **Ladarius Gunter** collected eight tackles against the Tar Heels, a career high. His previous best was four vs. NC State on Sept. 29.
- James scored Miami's first touchdown of the game, a 1-yard rush in the second quarter. The TD was James' 18th career TD (15th rushing) and his fifth TD of the season.
- In the first quarter, LB **Eddie Johnson** recorded his career-first INT, returning it for 24 yards.

## STATISTICS

SCORING	1	2	3	4	OT	F
North Carolina	7	8	3	0	—	18
Miami	0	7	7	0	—	14

## SCORING SUMMARY

1st	9:15	NC	Bernard 10 run (Barth kick)
2nd	5:32	UM	James 1 run (Wieclaw kick)
	2:57	NC	Bernard 17 run (Ebron pass from Hibbard)
3rd	5:06	UM	Morris 5 run (Wieclaw run)
	1:51	NC	Barth 48 FG

## TEAM STATISTICS

	UNC	UM
<b>FIRST DOWNS</b>	<b>30</b>	<b>26</b>
<b>RUSHES-YARDS (NET)</b>	<b>44-272</b>	<b>45-180</b>
<b>PASSING YDS (NET)</b>	<b>214</b>	<b>235</b>
Passes Comp-Att-Int	25-40-1	21-39-2
<b>TOTAL OFFENSE PLAYS-YARDS</b>	<b>84-486</b>	<b>84-415</b>
Fumble Returns-Yards	0-0	0-0
Punt Returns-Yards	1-26	0-0
Kickoff Returns-Yards	3-40	4-90
Interception Returns-Yards	2-0	1-24
Punts (Number-Avg)	4-43.2	3-33.0
Fumbles-Lost	0-0	0-0
Penalties-Yards	15-140	7-54
Possession Time	29:42	30:18
Third-Down Conversions	6 of 15	6 of 15
Fourth-Down Conversions	1 of 1	2 of 5
Red-Zone Scores-Chances	2-4	2-2

## INDIVIDUAL STATISTICS

**RUSHING:** UNC — Bernard 27-177 2 TD, Morris 10-77, Blue 4-14, Renner 2-5, Team 1--1. UM — James 22-96 1 TD, Du. Johnson 14-47, Morris 7-40 1 TD, Hagens 1-3, Williams 1-6.

**PASSING:** UNC — Renner 25-40-1-214. UM — Morris 12-26-2-155, Williams 9-13-0-80.

**RECEIVING:** UNC — Highsmith 8-57, Ebron 7-87, Bernard 4-36, Boyd 2-2, Tabb 1-13, Davis 1-10, Platt 1-10, Morris 1--1. UM — Scott 6-72, James 4-29, Hurns 3-44, Dorsett 3-33, Da. Johnson 2-31, Walford 1-11, Dye 1-9, Hagens 1-6.

**INTERCEPTIONS:** UNC — Boston 1-0, Rashad 1-0. UM — E. Johnson 1-24.

**FUMBLES:** UNC — None. UM — None.

**SACKS (UA-A):** UNC — Heffernan 1.0-6, Jackson 1.0-2. UM — None.

**TACKLES (UA-A):** UNC — Heffernan 6-0, Guy 5-1, Boston 5-1, Price 5-1, Robinson 5-0, Shankle 5-0. UM — Perryman 9-2, Gunter 8-0, Rodgers II 5-0, McGee 4-0, Gaines 3-1, Pierre 3-1.

GAME 8 • MIAMI GARDENS, FLA. • SUN LIFE STADIUM			
		<b>14 FLORIDA STATE</b>	<b>33</b>
		<b>MIAMI</b>	<b>20</b>
SCAN QR CODE FOR: Photos, Stats, Interviews, Highlights, Game Replay			

## GAME NOTES

- Miami celebrated its 78th Homecoming game, falling to 50-26-2 in those games and snapping a four-game HC win streak.
- **Mike James**'s 9-yard TD run in the first quarter put Miami on top 7-0, only the second time this season the Canes put points on the board first (Georgia Tech.)
- James reeled in eight catches for 75 yards — both team and career highs.
- LB **Denzel Perryman** collected a season-high 12 tackles, including a career-best-tying nine solo stops.
- QB **Stephen Morris** notched his career-first reception on a six-yard pass from **Phillip Dorsett** (his second career pass).
- DB **Brandon McGee** recorded his first sack of the season and second of his career.
- LB **Gabe Terry** tallied his career-first tackle, a solo takedown.

## STATISTICS

SCORING	1	2	3	4	OT	F
Florida State	3	10	3	17	—	33
Miami	10	0	3	7	—	20

## SCORING SUMMARY

1st	11:06	UM	James 9 run (Wieclaw kick)
	7:32	UM	Wieclaw 19 FG
	1:00	FSU	Hopkins 33 FG
2nd	9:14	FSU	Wilder 17 run (Hopkins kick)
	0:03	FSU	Hopkins 46 FG
3rd	6:07	FSU	Hopkins 35 FG
	0:19	UM	Wieclaw 27 FG
4th	11:53	FSU	Freeman 3 run (Hopkins kick)
	6:13	FSU	Hopkins 48 FG
	2:45	FSU	Freeman 5 run (Hopkins kick)
	0:47	UM	Scott 8 pass from Morris (Wieclaw kick)

## TEAM STATISTICS

	FSU	UM
<b>FIRST DOWNS</b>	<b>23</b>	<b>14</b>
<b>RUSHES-YARDS (NET)</b>	<b>41-218</b>	<b>21-29</b>
<b>PASSING YDS (NET)</b>	<b>229</b>	<b>229</b>
Passes Comp-Att-Int	21-31-0	26-44-1
<b>TOTAL OFFENSE PLAYS-YARDS</b>	<b>72-447</b>	<b>65-258</b>
Fumble Returns-Yards	1-7	1-5
Punt Returns-Yards	1--1	0-0
Kickoff Returns-Yards	3-77	1-16
Interception Returns-Yards	1-37	0-0
Punts (Number-Avg)	3-33.3	6-44.2
Fumbles-Lost	5-2	1-1
Penalties-Yards	12-121	4-25
Possession Time	34:34	25:26
Third-Down Conversions	3 of 10	4 of 16
Fourth-Down Conversions	0 of 0	2 of 3
Red-Zone Scores-Chances	6-6	4-4

## INDIVIDUAL STATISTICS

**RUSHING:** FSU — Freeman 10-70 2 TD, Wilder 8-49 1 TD, Thompson 7-47, Manuel 11-34, Pryor 2-30, Team 2--3, Haggins 1--9. UM — D. Johnson 9-27, James 7-25 1 TD, Morris 5--23.

**PASSING:** FSU — Manuel 21-31-0-229. UM — Morris 25-43-1-223 1 TD, Dorsett 1-1-0-6.

**RECEIVING:** FSU — Greene 7-49, Wilder 3-14, Thompson 2-47, Shaw 2-28, Dent 2-20, Pryor 2-13, Benjamin 1-39, Smith 1-11, O'Leary 1-8. UM — James 8-75, Scott 5-31 1 TD, Hurns 3-21, D. Johnson 3-19, Da. Johnson 2-49, Dorsett 2-15, Walford 2-13, Morris 1-6.

**INTERCEPTIONS:** FSU — Hunter 1-37.

**FUMBLES:** FSU — Greene 2-0, O'Leary 1-1, Haggins 1-1, Manuel 1-0. UM — Morris 1-1.

**SACKS (UA-A):** FSU — Smith 1-0, Carradine 1-0, Werner 1-1, Edwards 0-1. UM — McGee 1-0, McCord 1-0.

**TACKLES (UA-A):** FSU — Smith 7-1, Carradine 5-2, Jones 3-2, Darby 3-0, Williamd 3-0. UM — Perryman 9-3, Rodgers II 4-4, Green 4-4, Gaines 5-1, McGee 2-3, Highsmith 2-3.



# 2012 MIAMI HURRICANES ROSTER

## ALPHABETICAL ROSTER

NO	NAME	POS
34	Thurston Armbrister	LB
18	Chad Barnes	WR
54	JaWand Blue	LB
13	Dalton Botts	P
87	Jacoby Briscoe	DL
45	Ramon Buchanan	LB
79	Malcolm Bunche	OL
2	Deon Bush	DB
27	Ricky Carroll	P
81	Jontavious Carter	WR
71	Anthony Chickillo	DL
23	Eduardo Clements	RB
82	Asante Cleveland	TE
31	Tyrone Cornileus	LB
88	Zach Costa	K/P
47	Akil Craig	LB
39	Antonio Crawford	DB
25	Dallas Crawford	RB
16	Gray Crow	QB
12	Preston Dewey	QB
32	Danny Dillard	RB
4	Phillip Dorsett	WR
35	Nate Dortch	DB
48	Chris Dunckel	DL
49	Dyron Dye	TE
57	Nantambu Fentress	LB
70	Jon Feliciano	OL
20	Thomas Finnie	DB
74	Ereck Flowers	OL
55	Frank Gabriel	LS/LB
76	Taylor Gadbois	OL
59	James Gaines	LB
18	Matt Goudis	K
51	Shayon Green	DL
92	Jalen Grimble	DL
37	Ladarius Gunter	DB
33	Maurice Hagens	FB
99	Jelani Hamilton	DL
43	Sean Harvey	TE
77	Seantrel Henderson	OL
30	A.J. Highsmith	DB
97	Dwayne Hoilett	DL
11	Larry Hope	DB
3	Tracy Howard	DB
26	Darris Hughes	RB
1	Allen Hurns	WR
37	Alex Irastorza	WR
63	Danny Isidora	OL
66	Dequan Ivery	DL
5	Mike James	RB
29	Rayshawn Jenkins	DB
24	Davon Johnson	WR
8	Duke Johnson	RB
44	Eddie Johnson	LB
78	Jermaine Johnson	OL
55	Ben Jones	OL
15	D'Mauri Jones	WR
61	Paul Kelly	LS
87	Garrett Kidd	WR
67	Corey King	DL
56	Raphael Kirby	LB
68	Jeremy Lewis	OL
9	Malcolm Lewis	WR
65	Brandon Linder	OL
6	Robert Lockhart Jr.	WR
69	Eduardo Lopez	OL
17	Tyriq McCord	DL
62	Shane McDermott	OL
21	Brandon McGee	DB
60	Sean McNally	LS
24	Joey McNeill	WR
72	Earl Moore	DL
17	Stephen Morris	QB

## NUMERICAL ROSTER

NO	NAME	POS	HT	WT	CL.-EXP	HOMETOWN / HIGH SCHOOL (PREVIOUS SCHOOL)
1	Allen Hurns	WR	6-3	195	Jr.-2L	Miami, Fla. / Carol City
2	Deon Bush	DB	6-1	195	Fr.-HS	Miami, Fla. / Columbus
3	Tracy Howard	DB	5-11	185	Fr.-HS	Miramar, Fla. / Miramar
4	Phillip Dorsett	WR	5-9	187	So.-1L	Fort Lauderdale, Fla. / St. Thomas Aquinas
5	Mike James	RB	5-11	222	Sr.-3L	Haines City, Fla. / Ridge Community
6	Robert Lockhart Jr.	WR	6-1	188	Fr.-HS	Delray Beach, Fla. / Fork Union (Va.) Military Academy
7	Vaughn Telemaque	DB	6-2	202	RSr.-3L	Long Beach, Calif. / Long Beach Poly
8	Duke Johnson	RB	5-9	188	Fr.-HS	Miami, Fla. / Miami Norland
9	Malcolm Lewis	WR	6-0	192	Fr.-HS	Miramar, Fla. / Mirama
11	Larry Hope	DB	6-0	183	Fr.-HS	Miami, Fla. / American Heritage
11	Ryan Williams	QB	6-6	223	RSO.-SQ	Pembroke Pines, Fla. / Miramar (Memphis)
12	Preston Dewey	QB	6-2	208	Fr.-HS	Austin, Texas / St. Andrew's Episcopal School
13	Dalton Botts	P	6-3	207	Sr.-1L	Taft, Calif. / Taft Union (Moorpark CC)
15	D'Mauri Jones	WR	6-4	190	Fr.-HS	Leesburg, Fla. / Leesburg
16	Gray Crow	QB	6-3	222	Fr.-HS	Clearwater, Fla. / Countryside
17	Stephen Morris	QB	6-2	214	Jr.-2L	Miami, Fla. / Monsignor Pace
17	Tyriq McCord	DL	6-3	236	Fr.-HS	Tampa, Fla. / Jefferson
18	Chad Barnes	WR	5-8	170	RJr.-SQ	Weston, Fla. / Cypress Bay
18	Matt Goudis	K	6-0	172	RFr.-SQ	West Hills, Calif. / Chaminade
19	David Thompson	QB	6-2	207	Fr.-HS	Miami, Fla. / Westminster Christian
20	Thomas Finnie	DB	5-10	185	So.-1L	Miami, Fla. / Miami Central
21	Brandon McGee	DB	6-0	197	Sr.-3L	Plantation, Fla. / Plantation
22	Kacy Rodgers II	DB	6-2	212	Jr.-2L	Southlake, Texas / Southlake Carroll
23	Eduardo Clements	RB	5-9	192	Jr.-2L	Miami, Fla. / Booker T. Washington
24	Davon Johnson	WR	6-0	184	RSr.-3L	Miami, Fla. / Booker T. Washington
24	Joey McNeill	WR	5-10	172	RSO.-SQ	Newton, Pa./The Pennington School
25	Dallas Crawford	RB	5-10	190	RFr.-SQ	Fort Myers, Fla. / South Fort Myers
26	Darris Hughes	RB	5-10	195	So.-SQ	Clewiston, Fla./Clewiston
27	Ricky Carroll	P	6-3	185	Jr.-TR	Mission Viejo, Calif. / Mission Viejo (Orange Coast College)
28	Andrew Swasey	DB	5-10	198	RSr.-1L	Miami, Fla. / Miami Carol City Senior (Coffeyville JC)
28	Shawn O'Dare	WR	5-10	189	RJr.-SQ	Vero Beach, Fla. / Vero Beach (Jacksonville University)
29	Rayshawn Jenkins	DB	6-1	203	Fr.-HS	St. Petersburg, Fla. / Admiral Farragut Academy
30	A.J. Highsmith	DB	6-0	208	RJr.-2L	Missouri City, Texas / Hightower
31	Tyrone Cornileus	LB	6-2	215	Jr.-2L	Stone Mountain, Ga. / Stephenson
32	Danny Dillard	RB	6-2	225	Fr.-HS	Bradenton, Fla. / Venice
33	Maurice Hagens	FB	5-11	238	Jr.-2L	Riverview, Fla. / Tampa Bay Tech
34	Thurston Armbrister	LB	6-3	222	So.-SQ	Hollywood, Fla. / Hollywood Hills
35	Nate Dortch	DB	5-11	175	Fr.-HS	Fort Myers, Fla. / South Fort Myers
36	Gionni Paul	LB	6-0	230	So.-1L	Lakeland, Fla. / Kathleen
37	Alex Irastorza	WR	6-3	190	RJr.-TR	Miami, Fla. / Christopher Columbus (Marist College)
37	Ladarius Gunter	DB	6-2	196	RSO.-TR	Montgomery, Ala. / Jefferson Davis (Fort Scott CC)
38	Jordan Tolson	DB	6-1	192	RSO.-SQ	Inglewood, Calif. / Harvard-Westlake School
39	Antonio Crawford	DB	5-11	188	Fr.-HS	Tampa, Fla. / H.B. Plant
40	Jake Wieclaw	K	6-2	197	RSr.-1L	New Lenox, Ill. / Lincoln Way Central
43	Sean Harvey	TE	6-4	260	RSO.-SQ	Largo, Fla. / Indian Rock Christian (UCF)
44	Eddie Johnson	LB	6-1	238	RFr.-SQ	Atlanta, Ga. / North Atlanta
45	Ramon Buchanan	LB	6-1	228	RSr.-3L	Melbourne, Fla. / Palm Bay
46	Ricky Perez	K	5-8	182	Fr.-HS	Miami, Fla. / Dr. Krop
46	Clive Walford	TE	6-4	248	RSO.-1L	Belle Glade, Fla. / Glades Central
47	Akil Craig	LB	6-1	226	RJr.-SQ	Tampa, Fla. / Tampa Jesuit
48	Chris Dunckel	DL	6-3	260	RSr.-SQ	Bethesda, Md. / St. John's College
48	Brandon Yosha	RB	6-0	183	Fr.-HS	Carmel, Ind. / Cathedral
49	Dyron Dye	TE	6-5	258	RJr.-2L	Sanford, Fla. / Seminole
51	Shayon Green	DL	6-3	260	RJr.-2L	Tifton, Ga. / Tifton County
52	Denzel Perryman	LB	6-0	230	So.-1L	Coral Gables, Fla. / Coral Gables
54	JaWand Blue	LB	6-0	210	Fr.-HS	Boca Raton, Fla. / West Boca Raton
55	Frank Gabriel	LS/LB	6-3	215	Fr.-HS	Monmouth Beach, N.J. / Red Bank Catholic
55	Ben Jones	OL	6-5	315	RSr.-1L	Miami, Fla. / Miami Northwestern
56	Raphael Kirby	LB	6-0	223	Fr.-HS	Stone Mountain, Ga. / Stephenson
57	Nantambu-Akil Fentress	LB	5-9	205	So.-1L	Nashville, Tenn. / Ensworth
58	Gabriel Terry	LB	6-3	215	Fr.-HS	Wellington, Fla. / Palm Beach Central
59	James Gaines	LB	6-3	232	Jr.-2L	Getzville, N.Y. / Canisius
60	Sean McNally	LS	5-10	208	RJr.-SQ	Bakersfield, Calif. / Garces Memorial (Bakersfield College)
61	Paul Kelly	LS	6-1	262	RSr.-TR	Davie, Fla. / Archbishop McCarthy (John Carroll University)
62	Shane McDermott	OL	6-4	296	RSO.-1L	Lake Worth, Fla. / Palm Beach Central
63	Danny Isidora	OL	6-4	312	Fr.-HS	Weston, Fla. / Cypress Bay HS

# 2012 MIAMI HURRICANES ROSTER

## NUMERICAL ROSTER

NO	NAME	POS	HT	WT	CL.-EXP	HOMETOWN / HIGH SCHOOL (PREVIOUS SCHOOL)
64	Hunter Wells	OL	6-4	300	RFr.-SQ	Canton, Ill. / Canton HS
65	Brandon Linder	OL	6-6	312	Jr.-2L	Southwest Ranches, Fla. / St. Thomas Aquinas
66	Dequan Ivery	DL	6-1	303	Fr.-HS	Lake City, Fla. / Florida Columbia HS
67	Corey King	DL	6-1	292	RFr.-SQ	Boca Raton, Fla. / West Boca Raton HS
68	Jeremy Lewis	OL	6-4	312	RSr.-2L	West Palm Beach, Fla. / Palm Beach Lakes HS
69	Eduardo Lopez	OL	6-0	275	RJr.-SQ	Miami, Fla. / Southwest Miami HS
70	Jon Feliciano	OL	6-5	314	RSo.-1L	Davie, Fla. / Western HS
71	Anthony Chickillo	DL	6-4	265	So.-1L	Tampa, Fla. / Alonso HS
72	Earl Moore	DL	6-1	300	Fr.-HS	Tampa, Fla. / Hillsborough HS
74	Ereck Flowers	OL	6-6	314	Fr.-HS	Miami, Fla. / Miami Norland HS
75	Jared Wheeler	OL	6-5	312	RJr.-1L	Hollywood, Fla. / American Heritage HS
76	Taylor Gadbois	OL	6-8	310	Fr.-HS	Dallas, Ga. / East Paulding HS (Fork Union Military Academy)
77	Seantrel Henderson	OL	6-8	340	Jr.-2L	St. Paul, Minn. / Cretin-Derham Hall HS
78	Jermaine Johnson	OL	6-6	318	RJr.-2L	Fort Lauderdale, Fla. / Hargrave Military Academy
79	Malcolm Bunche	OL	6-7	323	RSo.-1L	Newark, Del. / Newark HS
80	Rashawn Scott	WR	6-2	202	So.-1L	Melbourne, Fla. / Melbourne Central HS
81	Jontavious Carter	WR	6-2	203	Fr.-HS	Cordele, Ga. / Crisp County HS
82	Asante Cleveland	TE	6-5	260	Jr.-2L	Sacramento, Calif. / Christian Brothers HS
83	Kendal Thompkins	WR	5-10	184	RSr.-3L	Miami, Fla. / Miami Northwestern HS
84	Cory White	TE	6-6	278	RJr.-1L	Orange Park, Fla. / Fleming Island HS
85	David Perry	TE	6-7	265	RSo.-SQ	Pembroke Pines, Fla. / University School HS
86	Herb Waters	WR	6-2	185	Fr.-HS	Homestead, Fla. / Homestead HS
87	Garrett Kidd	WR	6-2	186	RFr.-SQ	Midland, Mich. / Herbert HS
87	Jacoby Briscoe	DL	6-5	312	Fr.-HS	Lafayette, La. / Carencro HS
88	Zach Costa	K/P	6-2	209	Fr.-HS	Hillsdale, N.J. / Pascack Valley HS
88	Ronald Regula	LS/TE	6-2	225	RSo.-SQ	Miami, Fla. / Palmetto HS (Mount St. Joseph)
90	Ricardo Williams	DL	6-5	251	RFr.-SQ	Homestead, Fla. / Homestead Senior HS
91	Olsen Pierre	DL	6-4	296	So.-1L	Rahway, N.J. / Fork Union (Va.) Military Academy
92	Jalen Grimble	DL	6-2	292	So.-1L	Las Vegas, Nev. / Bishop Gorman HS
93	Luther Robinson	DL	6-3	290	RJr.-1L	Fort Pierce, Fla. / Westwood HS
95	Jake O'Donnell	DL	6-6	243	Fr.-HS	Doylestown, Pa. / Central Bucks East HS
96	Curtis Porter	DL	6-1	308	RJr.-2L	Charlotte, N.C. / Victory Christian HS
97	Dwayne Hoilett	DL	6-3	247	Fr.-HS	Vero Beach, Fla. / Vero Beach HS
98	Darius Smith	DL	6-2	313	RSr.-1L	New Britain, Conn. / New Britain HS (Lackawanna)
99	Jelani Hamilton	DL	6-5	271	Fr.-HS	Fort Lauderdale, Fla. / St. Thomas Aquinas

## ALPHABETICAL ROSTER

NO	NAME	POS
28	Shawn O'Dare	WR
95	Jake O'Donnell	DL
36	Gianni Paul	LB
46	Ricky Perez	K
85	David Perry	TE
52	Denzel Perryman	LB
91	Olsen Pierre	DL
96	Curtis Porter	DL
88	Ronald Regula	LS/TE
93	Luther Robinson	DL
22	Kacy Rodgers II	DB
80	Rashawn Scott	WR
98	Darius Smith	DL
28	Andrew Swasey	DB
7	Vaughn Telemaque	DB
58	Gabriel Terry	LB
83	Kendal Thompkins	WR
19	David Thompson	QB
38	Jordan Tolson	DB
46	Clive Walford	TE
64	Hunter Wells	OL
86	Herb Waters	WR
75	Jared Wheeler	OL
84	Cory White	TE
40	Jake Wieclaw	K
90	Ricardo Williams	DL
11	Ryan Williams	QB
48	Brandon Yosha	RB

### COACHING STAFF

**Head Coach:** Al Golden (Penn State, 1991), 2nd season  
**Assistant Head Coach / Defensive Coordinator:** Mark D'Onofrio  
**Offensive Coordinator / Quarterbacks:** Jedd Fisch  
**Senior Defensive Assistant / Defensive Line:** Jethro Franklin  
**Tight Ends / National Recruiting Coordinator:** Brennan Carroll  
**Running Backs / Florida Recruiting Coordinator:** Terry Richardson  
**Offensive Line:** Art Kehoe  
**Passing Game Coordinator/Wide Receivers:** George McDonald  
**Defensive Backs:** Paul Williams  
**Linebackers/Special Teams Coordinator:** Micheal Barrow  
**Graduate Assistant / Offense:** DJ Hernandez  
**Graduate Assistant / Defense:** Phillip Eisenstein

### SUPPORT STAFF

**Director of Football Operations:** Don Corzine  
**Director of Player Development:** Ryan McNamee  
**Senior Football Operations Coordinator:** Hurlie Brown  
**Assistant Director of Football Operations:** Matt Doherty  
**Coordinator of Football Operations:** Rob Messinger  
**Coordinator of Football Operations:** Lindsay Bohlen  
**Administrative Assistant to Head Coach:** Myrna Schneider  
**Head Football Athletic Trainer:** Vinny Scavo  
**Head Strength and Conditioning Coach:** Andreu Swasey  
**Assistant Strength and Conditioning Coach:** Cols Colas  
**Assistant Strength and Conditioning Coach:** Victor Ishmael  
**Equipment Manager:** Bobby Revilla