

# MIAMI BASKETBALL

### THE BASICS

**Date/Time:** Wednesday, February 7, 2018/7 p.m. ET  
**Location:** Coral Gables, Fla./Watsco Center (7,972)  
**Television:** ESPN2; **Online:** WatchESPN  
 Karl Ravech (PxP) and LaPhonso Ellis (analyst)  
**Radio:** WQAM 560-AM (Joe Zagacki - PxP)  
**Satellite Radio:** Sirius 134/XM 194 (Internet 956)  
**Spanish Radio:** WMYM 990-AM ESPN Deportes  
**Series vs. WF:** Miami trails, 11-8  
 Home: 6-2 | Road: 1-9 | Neutral: 1-0

GAME 23 • FEB. 7, 2018 • 7 P.M. ET • CORAL GABLES, FLA.



## 25/25 MIAMI HURRICANES (17-5, 6-4 ACC)

**Head Coach:** Jim Larrañaga (Providence, 1971 [B.A.])  
**Record at UM:** 156-74 (7th season), **Career Record:** 626-408 (34th season)



## WAKE FOREST DEMON DEACONS (9-14, 2-9 ACC)

**Head Coach:** Danny Manning (Kansas, 1991)  
**Record at WFU:** 52-67 (4th season), **Career Record:** 90-96 (6th season)

### 2017-18 SCHEDULE/RESULTS

OPPONENT	TV	TIME/SCORE
<b>NOVEMBER (6-0)</b>		
1 <b>NEWBERRY*</b>	ACCN Extra	W, 106-79
10 [13/12] GARDNER-WEBB	ACCN Extra	W, 77-45
12 [13/12] NAVY	ACCN Extra	W, 89-55
16 [11/12] FLORIDA A&M	ACCN Extra	W, 90-59
22 [11/11] vs. La Salle <sup>1</sup>		W, 57-46
25 [11/11] NORTH FLORIDA	RSN	W, 86-65
29 [10/13] at No. 12/12 Minnesota <sup>2</sup>	ESPN2	W, 86-81
<b>DECEMBER (6-1)</b>		
2 [10/13] vs. Princeton <sup>3</sup>	ESPNU	W, 80-52
5 [10/11] BOSTON UNIVERSITY	RSN	W, 69-54
16 [6/8] at George Washington	CBSN	W, 59-50
23 [6/7] at Hawai'i <sup>4</sup>	ESPNU	W, 75-57
23 [6/7] vs. New Mexico State <sup>4</sup>	ESPN2	L, 54-63
25 [15/16] vs. Middle Tennessee <sup>4</sup>	ESPNU	W, 84-81
30 [15/16] at Pittsburgh <sup>*</sup>	ACCN	W, 67-53
<b>JANUARY (4-4)</b>		
3 [15/17] at Georgia Tech <sup>*</sup>	RSN	L, 54-64
7 [15/17] No. 24/RV FLORIDA ST.*	ESPNU	W, 80-74
13 [18/19] at No. 19/17 Clemson <sup>*</sup>	ESPN2	L, 63-72
15 [25/23] No. 5/5 DUKE*	ESPN	L, 75-83
21 [25/23] at NC State*	ACCN	W, 86-81
24 [RV/24] LOUISVILLE*	ESPN2	W, 78-75 (OT)
27 [RV/24] at Florida State*	ACCN	L, 94-103 (OT)
31 PITTSBURGH*	RSN	W, 69-57
<b>FEBRUARY (1-0)</b>		
3 at Virginia Tech*	ESPN	W, 84-75
7 [25/25] WAKE FOREST*	ESPN2	7 p.m.
10 [25/25] at Boston College*	RSN	2 p.m.
13 VIRGINIA*	ESPN2	9 p.m.
17 SYRACUSE*	CBS	Noon
19 at Notre Dame*	ESPN	7 p.m.
24 BOSTON COLLEGE*	RSN	2 p.m.
27 at North Carolina*	ESPN	9 p.m.
<b>MARCH</b>		
3 VIRGINIA TECH*	ESPN/2	Noon
6-10 ACC Tournament <sup>5</sup>	ESPN/ESPN2/ACCN	

#### THINGS TO KNOW

- Bruce Brown Jr. had surgery last Thursday (Feb. 1) on a left-foot injury. He is expected to be out for approximately six weeks.
- Miami has played nine home games (fewest of any Power 5 school) but has five of its final eight games at the Watsco Center.
- Lonnie Walker IV is averaging 17.9 ppg in his last seven games. He is the ACC Co-Rookie of the Week for the second straight week.
- In its two wins last week, Miami outrebounded its opponents by an average of 12.5 boards per game.
- Miami is No. 19 in the latest RPI and No. 28 in the latest KempPom ratings.

#### MIAMI-WAKE FOREST SERIES

Wake Forest holds an 11-8 edge in the all-time series with Miami, including 9-8 since UM entered the ACC. In the last six meetings, the teams have alternated wins, including Wake's 96-79 triumph on Jan. 18, 2017, in Winston-Salem in the last edition of the series. Miami is 6-2 at the Watsco Center against Wake. Jim Larrañaga is 3-4 in his career against Wake Forest, including 3-3 while at Miami.

#### HOME SWEET HOME

Miami has won 35 of its last 38 home games and is 85-23 at the Watsco Center under Jim Larrañaga. Miami is 8-1 on its home floor this year, averaging 79.2 points per game and outscoring its opponents by an average of 16.2 points per game. Miami's nine home games are the fewest of any Power 5 school this season. Four Miami players are averaging in double figures at home, led by Dewan Huell at 13.8 points per game. Lonnie Walker IV is averaging 13.4 per home game.

#### BROWN OUT WITH LEFT-FOOT INJURY

Bruce Brown Jr. was diagnosed with a left-foot injury on Jan. 29 and had surgery Feb. 1. He will miss approximately six weeks.

Brown is averaging 11.4 points (second on team) as well as 7.1 rebounds, 4.0 assists and 1.3 steals this season (all team highs).

He is the second-leading rebounder among ACC guards (12th overall) and has grabbed at least six rebounds in 15 of his 19 games this year.

#### THE ACC GAUNTLET CONTINUES

Five of UM's remaining eight opponents (three home/two road) feature teams in the current KenPom top 50: Virginia (2), North Carolina (12), Virginia Tech (41), Notre Dame (42) and Syracuse (44). Miami is No. 28 in the latest KenPom ratings. The Hurricanes have already played Florida State twice (22), Duke (4), Clemson (17), Louisville (37) and Virginia Tech in conference action.

#### WALKER CONTINUES HOT STRETCH

Freshman guard Lonnie Walker IV has averaged 17.9 points, 3.9 rebounds and 2.6 assists in the last seven games, scoring in double figures in each of those contests. In his eight starts this year (seven in ACC play), Walker is averaging 18.0 ppg and 4.0 rpg. Walker scored 19 points in his first three ACC games combined and averaged 8.5 points per game in the non-conference portion of the schedule.

#### ROOKIES PUTTING UP STRONG NUMBERS

Lonnie Walker and Chris Lykes each are on pace to rank among the top-scoring Miami freshmen in the ACC era (beginning with the 2004-05 season).

Top scoring seasons from Miami freshmen since the 2004-05 season:

Rk	Player (Season)	Games	Pts	Avg
1.	Bruce Brown Jr. (2016-17)	33	391	11.8
2.	Durand Scott (2009-10)	28	339	10.3
3.	Dwyane Collins (2006-07)	32	274	8.6
4.	Manu Lecomte (2013-14)	33	253	7.7
5.	Lonnie Walker IV (2017-18)	22	246	11.2
6.	Shane Larkin (2011-12)	32	238	7.4
-----				
	Chris Lykes (2017-18)	22	172	7.8

### PROJECTED STARTING LINEUP

Pos.	No.	Name	Yr.	Ht.	Wt.	PPG	RPG	APG	Of Note
G	1	Dejan (DJ) Vasiljevic	So.	6-3	203	9.1	2.5	0.4	Owns team-high 45 3-point FG this season
G	2	Chris Lykes	Fr.	5-7	161	7.8	1.0	2.0	Averaging 9.6 ppg, 2.9 apg in ACC play
G	3	Anthony Lawrence II	Jr.	6-7	210	9.8	6.9	2.2	Recorded pair of double-doubles last week
G	4	Lonnie Walker IV	Fr.	6-5	204	11.2	3.0	1.6	Averaging team-leading 14.4 ppg in ACC play
C	20	Dewan Huell	So.	6-11	236	12.9	6.7	0.5	Fourth in ACC in FG pct. (.597), 18th in rebounding
<b>RESERVES</b>									
G	0	Ja'Quan Newton	Sr.	6-3	191	8.0	2.3	2.9	12 points, 4 assists at Virginia Tech
G	5	Mike Robinson	Sr.	5-10	170	0.6	0.0	0.2	Walk-on; has played in 23 career games
G	11	Bruce Brown Jr.	So.	6-5	205	11.3	7.1	3.9	Had surgery on Feb. 1 (left foot); out approx. 6 weeks
C	14	Rodney Miller Jr.	So.	7-0	255	1.1	0.3	0.0	2 points, 3 rebounds at Virginia Tech
C	15	Ebuka Izundu	Jr.	6-10	235	4.4	3.5	0.2	7-7 FG, 15 points in win at NC State
F	21	Sam Waardenburg	R-Fr.	6-10	217	2.5	2.7	0.3	Played career-high 21 minutes at Virginia Tech
F	35	Chris Stowell	Sr.	6-6	208	0.0	0.2	0.0	Walk-on; has played in 24 career games

**BOLD CAPS** denotes home games at Watsco Center, Coral Gables, Fla.; [#/#] denotes Miami's AP/USA TODAY ranking  
 \* Exhibition; \* ACC game  
<sup>1</sup> Reading, Pa.; <sup>2</sup> ACC/Big Ten Challenge  
<sup>3</sup> Hoophall Miami Invitational, AmericanAirlines Arena (Miami, Fla.)  
<sup>4</sup> Hawaiian Airlines Diamond Head Classic (Honolulu, Hawai'i)  
<sup>5</sup> Barclays Center, Brooklyn, N.Y.  
 All times Eastern and subject to change

#### MIAMI ATHLETICS COMMUNICATIONS

**Assistant AD for Communications & Content:**  
 Andy Flederjohann (MBB Contact)  
**Email:** aflederjohann@miami.edu  
**Cell Phone:** 434-906-0075  
**Twitter/Instagram/Facebook:** @CanesHoops



## MEDIA INFORMATION COVERING THE CANES

All interview requests for coaches or student-athletes must be approved and cleared by Andy Fledderjohann in the UM Communications office. Please provide at least one day to coordinate interviews.

Any misuse of credentials will result in removal from the Watsco Center and the permanent voiding of the credential.

The Miami locker room is closed at all times. For home games, head coach Jim Larrañaga and at least one UM player will report to the media room for interviews following the opposing team's press conference.

### PRESS CREDENTIALS

Media members interested in obtaining season or game credentials should apply online at [www.sportssystem.com/miami/basketball](http://www.sportssystem.com/miami/basketball).

Credential requests should be submitted no later than seven days prior to the game. Credentials that cannot be mailed will be held for pickup at the will call window at Watsco Center. You must have a press pass to be admitted to the media area and the press room.

### PHOTO CREDENTIALS

All photographers and camera operators must wear a visible credential issued by the Miami Athletics Communications Department. Photographers work from the baselines at both ends of the court at Watsco Center. Live television is given top priority for courtside space.

### ACC TELECONFERENCE SCHEDULE

The 2018 ACC Men's Basketball Weekly Teleconference continues each Monday through Feb. 26. Each coach will have 10 minutes to make an opening statement and answer questions.

There will be an instant replay of each teleconference on TheACC.com each Monday afternoon. Coaches whose teams play on Monday evening will not participate in that day's teleconference.

Jim Larrañaga's upcoming schedule for the ACC Teleconference, as well as the opposing coaches for the Miami games that week:

Date	Time	Opposing Coach
2/12	Larrañaga 12:10 p.m.	Bennett 11:10 a.m. Boeheim Noon
2/19	Not on call (ND game)	Christian 11:30 a.m.
2/26	Larrañaga 12:10 p.m.	R. Williams 12:20 p.m. B. Williams (not on call)

### WALKER NAMED ACC CO-ROOKIE OF WEEK AGAIN

Lonnie Walker IV was named the ACC Co-Rookie of the Week for the second straight week Monday, sharing the honor with Duke's Gary Trent Jr.

It is Walker's third such honor (Dec. 11, Jan. 29), the second most of any player in program history (Durand Scott, four in 2009-10).

Walker averaged 15.0 points, 4.0 rebounds and 3.0 assists in ACC wins over Pitt and Virginia Tech and had key spurts at critical junctures in each of the victories.

He recorded a team-high 16 points in the win over Pitt, including a personal 7-0 run to give Miami a second-half lead after the Panthers had taken one-point advantage midway through the half.

He scored 14 points in the Hurricanes' 84-75 win at Virginia Tech, including eight over the final 3:08 after the Hokies had closed to within three points.

### LAWRENCE STEPS UP IN ACC PLAY

Anthony Lawrence II has been solid in ACC play, averaging 12.3 points, 7.8 rebounds and 1.7 steals per game (fifth in steals, ninth in rebounds in ACC games only).

Lawrence recorded his first career double-doubles last week with 10 points and 10 boards against Pitt followed by 25 and 13 at Virginia Tech.

He is shooting 58.6 percent (17-29) from 3-point range in ACC play.

Overall this season Lawrence is averaging 9.8 points and 6.9 rebounds while shooting 50.8 percent from 3-point range.

### Lawrence's ACC/Non-Conference Comparison

	PPG	RPG	APG	SPG	FG	3FG
ACC	12.3	7.8	1.7	1.7	.553	.586
Non-Conf.	7.7	6.1	2.6	0.8	.492	.433

### AS A RANKED TEAM

The Hurricanes are back in the Top 25 this week, ranked No. 25 in the latest Associated Press and USA Today Coaches polls. As a ranked team under Jim Larrañaga, Miami is 57-22.

When ranked, Miami is 28-16 against ACC opponents under Larrañaga, including a 18-3 mark at home and 10-13 on the road.

UM reached No. 6 in the AP ranking for two weeks in December, its highest since a No. 5 AP ranking on March 18, 2013.

The Canes have been ranked in at least one poll for all but one week this season.

Miami has been ranked in five of Larrañaga's seven seasons at The U, topping out at No. 2 in both polls on Feb. 18, 2013.

### HUELL CONTINUES BREAKOUT SOPHOMORE SEASON

Sophomore center Dewan Huell has more than doubled his numbers in scoring and rebounding from his freshman campaign. He leads the team in scoring at 12.9 ppg (5.6 last year) and is averaging 6.7 rebounds per game (3.1 last year).

Huell ranks fourth in the ACC and 26th nationally in field-goal percentage (.597). He also stands 18th in the conference in rebounding.

Huell has scored in double figures in 16 of his 22 games, while recording the first four double-doubles of his career.

### CAREER STATISTICS VS. WAKE FOREST

	GP-S	PPG	RPG	APG	BPG	SPG
Brown	1-1	9.0	3.0	1.0	0.0	1.0
Huell	1-1	9.0	8.0	0.0	1.0	0.0
Izundu	1-0	6.0	5.0	0.0	0.0	0.0
Lawrence	2-0	8.0	0.0	1.0	0.0	0.0
Newton	3-2	10.7	1.3	3.3	0.0	0.0
Vasiljevic	1-0	3.0	0.0	0.0	0.0	0.0

### LAST MEETING: WAKE 96, MIAMI 79 (JAN. 18, 2017)

Davon Reed scored a career-high 24 points and Anthony Lawrence II added 16, but Miami could not overcome a hot Wake Forest offense in a 96-79 loss in Winston-Salem in the teams' last meeting.

The Demon Deacons shot nearly 58 percent in building a 23-point lead, then used a timely 13-0 run to put the game away.

John Collins scored a career-high 27 points for Wake Forest.

Miami shot 43 percent but made just 8 of 23 3-pointers.

### LAST TIME OUT: MIAMI 84, VIRGINIA TECH 75

Anthony Lawrence II recorded 25 points and 13 rebounds – both career highs – as Miami held off Virginia Tech, 84-75, Saturday in Blacksburg.

Miami shot 50.9 percent, including 10-of-21 from 3-point range.

DJ Vasiljevic and Lonnie Walker IV added 14 points each, while Ja'Quan Newton scored a dozen.

Miami shot 58.6 percent in the first half to grab a 12-point halftime lead. UM out-rebounded the Hokies 41-28.

### WALKER'S UL/FSU OUTINGS AMONG BEST AT UM

Two of Lonnie Walker's recent scoring performances rank among the best ever by a UM rookie in ACC play.

His 25-point outing against Louisville and 23-point game against FSU mark two of the top six scoring games by a Miami rookie in 14 seasons of conference play in the ACC (since 2004-05 season).

Top scoring performances by Miami freshmen in ACC games:

Pts	Player/Opponent	Date
30	Bruce Brown Jr. vs. UNC	1/28/17
29	Durand Scott at UNC	3/2/10
25	Lonnie Walker IV vs. Louisville	1/24/18
25	Bruce Brown Jr. vs. Duke	2/25/17
24	Dwayne Collins at BC	1/16/07
23	Lonnie Walker IV at FSU	1/27/18

### 3-POINT BONANZA

Miami hit a school-record 17 3-pointers on Jan. 27 at Florida State, topping the previous mark of 15, which was set four times previously.

The Canes' 17 3-point field goals are the most in an ACC game since Wake Forest made 18 against Clemson on Feb. 13, 2002.

Miami attempted 34 3-pointers, two shy of the program record.

DJ Vasiljevic matched a career high with six 3-pointers, while Anthony Lawrence and Lonnie Walker each nailed four.

### BALANCE ON OFFENSE

Miami has no one in the ACC's top 25 in scoring, but seven Canes are averaging at least 7.8 points per game. UM is shooting 47.1 percent as a team.

Dewan Huell (12.9 ppg) has hit for 10-plus points in 16 of the 22 contests and leads the team in scoring.

Miami has put at least four players in double figures in scoring in 12 games this season.



## QUICK FACTS

Location ..... Coral Gables, Fla.  
 Enrollment ..... 17,021  
 Founded ..... 1925  
 Nickname ..... Hurricanes  
 Colors ..... Orange (PMS 1665), Green (3435) and White  
 President ..... Dr. Julio Frenk  
 Director of Athletics ..... Blake James  
 Conference ..... Atlantic Coast  
 Arena/Capacity ..... Watsco Center/7,972  
 Press Row ..... 305-284-2111

## COACHING STAFF

Head Coach ..... Jim Larrañaga (Providence, '71)  
 Record at Miami ..... 156-74 (7th season)  
 Career Record ..... 626-408 (34th season)  
 Assoc. Head Coach.. Chris Caputo (Westfield [Mass.] State, '02)  
 Assistant Coach ..... Jamal Brunt (Randolph Macon, '03)  
 Assistant Coach ..... Adam Fisher (Penn State, '06, '09)  
 Dir of Basketball Ops...Lamont Franklin (UNC Wilmington, '97)  
 Associate Director of Ops ..... Jeff Dyer (Delaware, '14)  
 Player Development Asst.....Chaisson Allen (Northeastern, '11)  
 Strength & Conditioning Coach .... Steve Felde (Concordia, '03)  
 Assistant Athletic Trainer ..... Javier Jimenez (Temple, '06)

## PROGRAM HISTORY

First Year of Basketball ..... 1926  
 All-Time Record ..... 1,027-744 (.580)  
 Under Jim Larrañaga ..... 156-74 (.678; 7 years)  
 All-Time ACC Record ..... 113-115 (.496)  
 Under Jim Larrañaga ..... 70-46 (.603)  
 ACC Regular-Season Championships ..... 1 (2013)  
 ACC Tournament Championships ..... 1 (2013)  
 NCAA Tournament Appearances ..... 9  
 1960, 1998, 1999, 2000, 2002, 2008, 2013, 2016, 2017  
 All-Time Record in NCAA Tournament ..... 8-9  
 Last NCAA Postseason Finish ..... 2017 First Round  
 NIT Appearances ..... 12  
 1961, '63, '64, '95, '97, 2001, '05, '06, '09, '11, '12, '15  
 All-Time Record in NIT ..... 11-12  
 Last NIT Finish ..... 2015 Runner-Up

## CANES IN PRO BASKETBALL/FOOTBALL

### Years at Miami in parentheses

#### NBA

Shane Larkin (2011-13) ..... Boston Celtics  
 Sheldon Mac (formerly McClellan) (2014-16) . Washington Wizards  
 Davon Reed (2013-17) ..... Phoenix Suns

#### NFL

Jimmy Graham (2005-09) ..... Seattle Seahawks  
 Erik Swoope (2010-14) ..... Indianapolis Colts

#### G-League

DeQuan Jones (2008-12) ..... Fort Wayne Mad Ants  
 Kamari Murphy (2015-17) ..... Long Island Nets  
 Durand Scott (2009-13) ..... Memphis Hustle  
 Trey McKinney Jones (2011-13) ..... Fort Wayne Mad Ants

#### International

Garrius Adams (2009-14) ..... Bashkimi (Kosovo)  
 Rion Brown (2010-14) ..... Dijon (France)  
 Ivan Cruz Uceda (2014-16) ..... Real Betis Energia Plus (Spain)  
 Guillermo Diaz (2003-06) ..... San Lorenzo de Almagra (Argentina)  
 Julian Gamble (2008-13) ..... Telekom Baskets Bonn (Germany)  
 Malcolm Grant (2009-12) ..... Nevėžis Kėdainiai (Lithuania)  
 Tonye Jekiri (2012-16) ..... Oostende (Belgium)  
 Reggie Johnson (2009-13) ..... Mono Vampire Bangkok (Thailand)  
 Kenny Kadji (2011-13) ..... Tofaş (Turkey)  
 Angel Rodriguez (2014-16) ..... Maccabi Haifa (Israel)

## THE NUMBERS ON DEFENSE

Miami has limited its opponents to 65.7 points per game. UM is ranked No. 11 nationally in adjusted defensive efficiency by KenPom.

### Miami's defensive numbers and rankings:

Category	Total	ACC Rank	NCAA Rank
Scoring Defense	65.7	4	33
Opp FG %	40.7	4	33
Opp 3FG %	31.3	2	29

## HOLDING OPPONENTS UNDER 60

Miami has held 10 of its opponents to fewer than 60 points.

UM is 78-9 in seven seasons under Larrañaga, including 10-0 this year, when limiting its opponent to fewer than 60 points.

Miami limited four straight opponents to fewer than 60 points to open the season. That marked the second time that has happened in the Jim Larrañaga era.

The other was a six-game stretch from Dec. 25, 2012 to Jan. 16, 2013.

## SHARE THE ROCK

Miami has a team goal of recording 16 assists in every game. The Canes are 6-1 this year when recording 16 or more assists. In its first four losses, UM had 12 or fewer assists.

The Hurricanes had 26 assists on 34 field goals on Jan. 24 at NC State. It marked Miami's most assists in any conference game since joining the ACC in 2004-05 (previous was 24 against Duke in 2016).

It also was the Hurricanes' most assists under Jim Larrañaga and the program's most since recording 26 against Nova Southeastern on Nov. 16, 2009.

## VALUE THE ROCK

Miami ranks third in the ACC and 25th nationally in fewest turnovers with 258 (11.7/game).

The Canes committed a season-low seven turnovers in the OT game at Florida State and followed it up with eight turnovers against Pitt last Wednesday.

## NEWTON MOVES UP IN MIAMI RECORD BOOKS

Senior Ja'Quan Newton eclipsed the 1,000-point plateau in his Miami career on Jan. 3 at Georgia Tech and now has scored 1,044 career points (33rd in program history).

He is the 38th Hurricane and one of nine active ACC players to crack the 1,000-point barrier.

Newton has played in 117 career games with 52 starts, averaging 8.9 points per game.

With 288 career assists, Newton is four shy of the top 10 in program history.

### Career Scoring at Miami

1. Rick Barry (1962-65) ..... 2,298
- 
32. Whitey Campbell (1946-50) ..... 1,076
33. Ja'Quan Newton (2014-present) ..... 1,044

### Career Assists at Miami

1. Vernon Jennings (1996-2000) ..... 520
- 
10. Malcolm Grant (2009-12) ..... 292
- Ja'Quan Newton (2014-present) ..... 288

## YOUTH MOVEMENT

Miami features a young group this season. Seven of the Hurricanes' 10 active scholarship players are underclassmen.

Ja'Quan Newton is the lone scholarship senior.

Miami's primary starting lineup this year has featured Newton, Anthony Lawrence (junior) and sophomores Bruce Brown, Dewan Huell and DJ Vasiljevic.

## SELLING OUT THE WATSCO CENTER

Miami has sold out its season ticket allotment for all home games at the Watsco Center for the third straight year.

Fans have bought over 5,500 season tickets for each of the last three years, more than doubling the total number of season tickets sold in Jim Larrañaga's first season in Coral Gables.

### Season Tickets Per Year (Under Larrañaga)

2017-18: 5,986    2016-17: 5,965    2015-16: 5,500  
 2014-15: 3,427    2013-14: 3,674    2012-13: 2,372  
 2011-12: 2,251

## THE WATSCO ADVANTAGE

Miami has defended its home turf well in recent years, winning 35 of its last 38 games at the Watsco Center. The Hurricanes are 85-23 (.787) at home under Jim Larrañaga.

In the first 16 years at the Watsco Center (formerly BankUnited Center), Miami is 180-67 (.729).

In seven seasons under Larrañaga, Miami is 41-16 in ACC action at home and 44-7 in non-conference play. In both 2012-13 and 2015-16, the Canes had just one loss at Watsco Center.

Miami also owns 16 straight home non-conference wins, dating to a 78-77 loss to Northeastern on Nov. 27, 2015.

### Miami at Watsco Center Under Jim Larrañaga

Year	Overall	N-C	ACC
2011-12	14-4	8-2	6-2
2012-13	14-1	6-0	8-1
2013-14	8-8	5-2	3-6
2014-15	12-6	7-2	5-4
2015-16	15-1	6-1	9-0
2016-17	14-2	7-0	7-2
2017-18	8-1	5-0	3-1
<b>Totals</b>	<b>85-23</b>	<b>44-7</b>	<b>41-16</b>

## REED MAKES NBA DEBUT

Former Miami standout guard Davon Reed made his NBA debut with the Phoenix Suns on Jan. 14 against the Indiana Pacers.

He played five minutes and went 0-for-2 from the field.

Selected 32nd overall in the 2017 NBA Draft, Reed averaged 14.9 points, 4.8 rebounds, 2.4 assists and 1.3 steals in 33 games for the Hurricanes as a senior. He was selected to the Third-Team All-ACC and to the ACC's All-Defensive Team in 2017.

He played at Miami from 2013-17 and finished 16th in scoring at UM with 1,343 career points.

## LARRAÑAGA TOPS ACC EXPECTATIONS

In each of Jim Larrañaga's first six seasons, Miami finished the year in a standing that exceeded its preseason ACC ranking.

Miami was picked fourth in the preseason coaches' poll behind Duke, UNC and Notre Dame. The Hurricanes' preseason ACC rankings, followed by their finishes, under Larrañaga:

2016-17 - 9th - t-7th	2015-16 - 5th - t-2nd
2014-15 - 10th - t-6th	2013-14 - 12th - 10th
2012-13 - 5th - 1st	2011-12 - 5th - t-4th



## IN THE POLLS (FEB. 5)

### ASSOCIATED PRESS

Rk	Team	Record	Points
1	Villanova (48)	22-1	1,608
2	Virginia (16)	22-1	1,572
3	Purdue (1)	23-2	1,500
4	Michigan State	22-3	1,407
5	Xavier	21-3	1,350
6	Cincinnati	21-2	1,305
7	Texas Tech	19-4	1,182
8	Auburn	21-2	1,138
9	Duke	19-4	1,075
10	Kansas	18-5	1,015
11	Saint Mary's	23-2	895
12	Gonzaga	21-4	851
13	Arizona	19-5	816
14	Ohio State	20-5	747
15	Tennessee	17-5	739
16	Clemson	19-4	720
17	Oklahoma	16-6	636
18	Rhode Island	19-3	486
19	West Virginia	17-6	457
20	Michigan	19-6	331
21	North Carolina	17-7	304
22	Wichita State	17-5	295
23	Nevada	20-4	205
24	Kentucky	17-6	133
25	Miami	17-5	76

**Others receiving votes:** Butler 65, Washington 54, Florida State 27, New Mexico State 23, Seton Hall 20, Creighton 18, Arizona State 17, Texas 15, NC State 12, Alabama 8, Middle Tennessee 6, Nebraska 4, Florida 3, Houston 3, TCU 3, Oklahoma State 2, East Tennessee State 1, Vermont 1

### USA TODAY COACHES

Rk	Team	Record	Points
1	Villanova (22)	22-1	765
2	Virginia (8)	22-1	751
3	Purdue (1)	23-2	716
4	Michigan State	22-3	662
5	Xavier	21-3	649
6	Cincinnati	21-2	622
7	Texas Tech	19-4	549
8	Duke	19-4	494
9	Auburn	21-2	461
10	Kansas	18-5	451
11	Gonzaga	21-4	441
12	Saint Mary's	23-2	436
13	Arizona	19-5	351
14	Tennessee	17-5	348
15	Clemson	19-4	334
16	Ohio State	20-5	322
17	West Virginia	17-6	283
18	Oklahoma	16-6	255
19	Rhode Island	19-3	252
20	Michigan	19-6	168
21	Wichita State	17-5	163
22	North Carolina	17-7	150
23	Nevada	20-4	103
24	Kentucky	17-6	73
25	Miami	17-5	59

**Others receiving votes:** Creighton 45, Arizona State 42, Seton Hall 25, Middle Tennessee 15, NC State 13, Florida State 11, New Mexico State 10, Washington 10, Boise State 9, Florida 8, Butler 6, Lafayette 5, Houston 5, USC 3, Alabama 3, Louisville 2, Kansas State 2, Texas 2, Loyola-Chicago 1

2017-18 Miami opponents listed in *italics*

## BROWN JOINS ELITE TRIPLE-DOUBLE COMPANY

Bruce Brown Jr. started off his sophomore season with a great all-around performance against Gardner-Webb, recording his second career triple-double, the third in school history and the 31st in ACC history.

Brown became just the sixth player in the league's storied history to earn a pair of triple-doubles.

He reached the status at the 5:36 mark of the second half with a field goal for his ninth and 10th points.

As part of the opener, Brown matched his career high in assists and fell one shy of his high in rebounds.

### Players with Two Triple-Doubles in ACC History

Tree Rollins, Clemson (1977, 1979)  
Ralph Sampson, Virginia (1979)  
Derrick Lewis, Maryland (1987)  
Sharone Wright, Clemson (1992, 1993)  
Dennis Smith Jr., NC State (2017)  
**Bruce Brown Jr., Miami (2016, 2017)**

### Triple-Doubles in Program History

1. Anthony King vs. Florida Atlantic, 11/29/04  
*11 points, 10 rebounds, 13 blocks*
2. **Bruce Brown Jr.** vs. South Carolina State, 12/6/15  
*11 points, 11 rebounds, 10 assists*
3. **Bruce Brown Jr.** vs. Gardner-Webb, 11/10/17  
*10 points, 11 rebounds, 10 assists*

### BEST START IN 10 YEARS

With a 10-0 start to the season, Miami earned its best start to a season since the 2007-08 team opened with 12 straight wins.

It was the best start in the Jim Larrañaga tenure, topping an 8-0 start in 2014-15, and the third best in program history.

This is the fourth straight year the Hurricanes have started at least 4-0 and the fifth time in seven years under Larrañaga.

### WHO'S BACK

The Hurricanes welcome back 10 players from their 2017 NCAA Tournament squad, including starters Bruce Brown Jr., Anthony Lawrence II and Ja'Quan Newton. In all, Miami returns six players who averaged double-figure minutes.

Newton averaged 13.5 points and 31.4 minutes per game last year. After a standout rookie season, Brown (11.8 ppg, 5.6 rpg, 31.9 mpg) is back, as is Lawrence (6.8 ppg, 3.8 rpg, 26 mpg).

Miami also returns DJ Vasiljevic, Ebuka Izundu and Dewan Huell, each of whom averaged at least 13 minutes per game last year. Izundu and Huell are the Canes' top returning post threats, while Vasiljevic averaged six points in 17 minutes per game off the bench.

### CANES WELCOME STRONG CLASS OF ROOKIES

Miami added three high-touted newcomers this year in Deng Gak, Chris Lykes and Lonnie Walker IV. Each was an ESPN Top 100 recruit last season.

A 2017 McDonald's All-American and consensus top-20 recruit, Walker IV was among 20 players named to the preseason watch list for the 2018 Jerry West Shooting Guard of the Year Award.

Walker recently was tabbed the "most exciting freshman in America" by ESPN.com's Myron Medcalf.

Lykes was ESPN's No. 45 recruit, while Gak was rated No. 91. Gak is redshirting this season.

## ACC OPERATION BASKETBALL

### 2017-18 PRESEASON POLL

(First-place votes in parentheses)

#### Team & Points

1. Duke (57) - 1020
2. North Carolina (7) - 921
3. Notre Dame (4) - 852
4. **Miami (1) - 809**
5. Louisville - 733
6. Virginia - 690
7. Virginia Tech - 549
8. Florida State - 519
9. Georgia Tech - 468
10. Syracuse - 420
11. Wake Forest - 378
12. NC State - 310
13. Clemson - 289
14. Boston College - 181
15. Pittsburgh - 141

### 2017-18 Preseason All-ACC Team (votes in parentheses)

#### First Team

Bonzie Colson, Notre Dame (64)  
Grayson Allen, Duke (60)  
Joel Berry II, North Carolina (58)  
Marvin Bagley III, Duke (26)  
Ben Lammers, Georgia Tech (25)

#### Second Team

**Bruce Brown Jr., Miami (22)**  
Quentin Snider, Louisville (12)  
Deng Adel, Louisville (12)  
Josh Okogie, Georgia Tech (11)  
Jerome Robinson, Boston College (11)

### ACC Preseason Player of the Year

Bonzie Colson, Notre Dame (49)  
Grayson Allen, Duke (9)  
Joel Berry II, North Carolina (9)  
**Bruce Brown Jr., Miami (1)**  
Jerome Robinson, Boston College (1)

### ACC Preseason Rookie of the Year

Marvin Bagley III, Duke (58)  
**Lonnie Walker IV, Miami (3)**  
Lavar Batts Jr., NC State (2)  
M.J. Walker, Florida State (2)  
Jalek Felton, North Carolina (1)  
Aamir Simms, Clemson (1)  
Oshae Brissett, Syracuse (1)  
De'Andre Hunter, Virginia (1)

### MIAMI IN THE POLLS

Date	AP	USA Today	RPI	KenPom
Pre	13	12	-	-
Nov. 13	11	12	-	-
Nov. 20	11	11	-	-
Nov. 27	10	13	-	-
Dec. 4	10	11	46	14
Dec. 11	6	8	51	15
Dec. 18	6	7	39	14
Dec. 25	15	16	30	17
Jan. 1	15	17	22	18
Jan. 8	17	19	22	26
Jan. 15	25	23	20	30
Jan. 22	RV	24	19	28
Jan. 29	RV	RV	17	29
Feb. 5	25	25	19	28



### BEST PRESEASON RANKING IN PROGRAM HISTORY

Ranked in the preseason polls for the first time since 2008-09, Miami was No. 13 in the preseason Associated Press poll. It marked the highest preseason AP ranking in program history. Miami also was No. 12 in the USA Today Coaches poll.

It is the third time Miami is among the top 25 teams to start the season. The Canes were ranked No. 25 prior to the 1999-2000 campaign and No. 17 heading into the 2008-09 season.

### ACC PRESEASON POLL

Miami was picked fourth in the 2017-18 ACC Coaches Preseason Poll, the Hurricanes' highest standing in the poll in Jim Larrañaga's seven years at the helm and matching their highest at any point during their 14 years in the ACC (fourth in 2008-09).

In each of Larrañaga's first six seasons, Miami finished the year in a standing that exceeded their preseason rank.

Miami followed Duke, North Carolina and Notre Dame in the preseason poll.

### 2017-18 ROSTER HAS SIX TOP-100 RECRUITS

Miami signed three ESPN Top 100 recruits for the class of 2017, including No. 18 Lonnie Walker from Reading, Pa., No. 46 Chris Lykes from Mitchellville, Md., and No. 92 Deng Gak from Blairstown, N.J.

The trio joins former ESPN Top 100 Hurricanes Bruce Brown (No. 26 in 2016), Dewan Huell (No. 28 in 2016) and Ja'Quan Newton (No. 58 in 2014) in the fall of 2017. In just seven seasons at The U, Larrañaga has recruited six of Miami's 11 ESPN Top 100 players since 2007.

### ESPN Top 100 Players on 2017-18 Roster

18 Lonnie Walker - 2017	26 Bruce Brown - 2016
46 Chris Lykes - 2017	28 Dewan Huell - 2016
92 Deng Gak - 2017	58 Ja'Quan Newton - 2014

### Miami's ESPN Top 100 Players Since 2007

18 Lonnie Walker - 2017	53 Edwin Rios - 2007
26 Bruce Brown - 2016	58 Ja'Quan Newton - 2014
28 Dewan Huell - 2016	83 Garrus Adams - 2009
28 DeQuan Jones - 2008	88 Donnavan Kirk - 2009
43 Durand Scott - 2009	92 Deng Gak - 2017
46 Chris Lykes - 2017	

Recruits under Larrañaga are in *italics*

### MIAMI EARNS HIGH GSR NUMBERS

Miami's men's basketball team posted an exemplary Graduation Success Rate (GSR), in the latest numbers released on Nov. 8 by the NCAA. Miami recorded a 92 percent GSR, which is based on the four entering classes from 2007-08 through 2010-11.

In addition, the UM football (83 percent), women's basketball (92 percent) and baseball (83 percent) programs all posted GSR totals above the NCAA average.

The NCAA Graduation Success Rate (GSR) was developed in response to college and university presidents suggesting that graduation data more accurately reflect the mobility among college students today. The GSR measures graduation rates at Division I institutions and includes students transferring into the institutions. The GSR also allows institutions to subtract student-athletes who leave their institutions prior to graduation as long as they would have been academically eligible to compete had they remained.

### BIG SHOES TO FILL

Miami lost a pair of 2016-17 starters to graduation - guard Davon Reed and forward Kamari Murphy.

A 2017 Third-Team All-ACC honoree, Reed led the Hurricanes in scoring at 14.9 points per game while averaging a team-high 35.3 minutes per game. Reed was selected No. 32 overall by the Phoenix Suns in the second round of the 2017 NBA Draft, the 20th player in program history to be drafted.

Playing in 131 career games (99 starts), Reed scored 1,343 points, good for No. 16 on the Hurricanes' all-time scoring list.

The 6-foot-8, 220-pound Murphy was a force in the middle, averaging 7.1 points and 7.3 rebounds per game.

### BROWN, WALKER EARN PLAUDITS FROM ESPN.COM

In October, ESPN.com listed Bruce Brown as the best college shooting guard draft prospect for the 2018 NBA Draft. Lonnie Walker was tabbed second best.

They were the lone teammates on the 10-man list.

Brown and Walker were listed 12th and 13th, respectively on ESPN's top 100 draft prospects for 2018, as Miami was one of 13 college teams to have multiple players on the list.

### VASILJEVIC LOOKS TO BUILD ON BIG SUMMER

Sophomore G Dejan Vasiljevic had a strong summer playing internationally with Australia's Emerging Boomers at the World University Games in Taipei.

The Melbourne native averaged 21.5 points a game on 45.3 percent shooting from the field in eight games in the tournament.

Vasiljevic scored 20-plus points and led the team in scoring in five of the eight games as the Emerging Boomers finished ninth in the field.

He closed out play with a 28-point performance in a 101-96 win over Canada.

### COACHING COORDINATORS

Miami's assistant coaching staff is set up in a coordinator system. Jamal Brunt serves as the offensive coordinator, while Chris Caputo handles the defense. Adam Fisher manages the scout for every opponent.

### MILES WILSON JOINS MIAMI PROGRAM

Jim Larrañaga added Miles Wilson to the Hurricanes' incoming class of 2017. A 6-foot-5-inch transfer from Mount St. Mary's, Wilson will sit out the 2017-18 season because of NCAA transfer rules, then have three years of eligibility with the Hurricanes.

Wilson averaged 11.8 points per game and 3.9 rebounds in 28.9 minutes per game and was named to the Northeast Conference All-Rookie Team.

In the NCAA Tournament's First Four, Wilson scored 17 points and grabbed 11 rebounds in a 67-66 win over New Orleans before recording a game-high 22 points with seven rebounds against top-seeded Villanova.

### CANES SEEK ANOTHER 20-WIN CAMPAIGN

Jim Larrañaga posted five 20-win seasons in his first six years at The U and 11 career 20-win seasons. The 21-win campaign in 2016-17 was Miami's eighth 20-win season since joining the ACC (2004-05). Larrañaga is just the second coach in Miami history with five 20-win seasons, joining Bruce Hale (1954-67).

The Canes won seven or more ACC games in each of Larrañaga's first six seasons and have had 10 or more league victories in four years. Prior to Larrañaga's arrival, Miami had never won 10 ACC games in a season.

### MIAMI'S RECORD WHEN ...

Record	2017-18		Larranaga	
	All	ACC	At UM	ACC
All games	17-5	6-4	156-74	70-46
Home	8-1	3-1	84-23	41-16
Away	6-3	3-3	46-35	29-30
Neutral	3-1	-	26-16	-
November	6-0	-	35-9	-
December	6-1	1-0	33-10	2-1
January	4-4	4-4	30-22	28-22
February	1-0	1-0	34-18	34-18
March	-	-	24-14	7-5
April	-	-	-	0-1
vs. Top-10 opponents	0-1	0-1	7-14	6-10
vs. Top-25 (includes Top-10)	2-2	1-2	18-33	12-24
vs. RV opponents (either poll)	2-1	2-1	13-5	6-2
vs. Teams over .500 on game day	10-4	5-3	99-66	52-40
vs. Teams under .500 on game day	4-1	1-1	35-7	14-6
vs. Teams at .500 on game day	3-0	-	18-1	4-0
While UM in Top 25	15-5	4-4	57-22	28-16
While UM is RV (only)	2-0	2-0	41-13	16-7
Leading at halftime	12-0	5-0	118-16	50-13
Trailing at halftime	1-4	1-3	29-54	16-30
Tied at halftime	4-1	0-1	9-4	3-3
In overtime games	1-1	1-1	8-8	5-4
Single overtime	1-0	1-0	5-6	3-2
Double overtime	0-0	-	3-1	2-1
Leading w/2:00 left in regulation	16-0	5-0	144-8	64-4
Trailing w/2:00 left in regulation	1-5	1-4	10-63	5-41
Tied w/2:00 left in regulation	0-0	-	2-1	0-1
UM shoots 50% or better from field	12-1	3-1	64-6	22-3
UM shoots 40-49% from field	3-0	2-0	74-24	39-20
UM shoots under 40% from field	2-4	1-3	19-44	9-23
Opp. shoots 50% or better from field	2-2	1-2	11-26	6-16
Opp. shoots 40-49% from field	7-1	4-1	67-30	35-18
Opp. shoots under 40% from field	8-2	1-1	80-17	30-11
UM shoots 70% or better from line	6-3	4-2	95-38	43-23
UM shoots less than 70% from line	11-2	2-2	61-36	36-22
UM makes more 3-point FGs	12-2	4-2	84-30	38-24
UM makes fewer 3-point FGs	3-3	1-2	46-32	23-19
3-point FGs are even	2-0	1-0	17-5	9-3
4+ Canes in double figures	9-3	4-3	78-16	32-12
3 Canes in double figures	6-1	2-0	58-27	30-12
2 or fewer Canes in double figures	2-1	0-1	20-31	8-22
Outrebounding opponent	12-2	4-2	104-26	41-18
Opp. outrebounds UM	5-3	2-2	45-48	26-28
Tied in rebounds	0-0	-	6-0	3-0
UM records 10 or more steals	0-2	0-2	21-6	7-3
UM records 15 or more assists	9-1	2-1	51-5	22-4
UM commits fewer than 15 turnovers	14-4	4-3	132-60	59-39
UM commits 15 or more turnovers	3-1	2-1	22-8	9-7
UM commits fewer turnovers than opp.	11-2	3-2	84-28	38-16
UM commits more turnovers than opp.	5-2	2-1	54-32	23-21
Tied in turnovers	1-1	0-1	15-13	9-9
UM scores 59 points or fewer	2-2	0-1	13-36	7-22
UM scores 60-69 points	3-1	2-1	41-24	22-12
UM scores 70-79 points	3-1	1-1	60-12	26-10
UM scores 80-89 points	8-0	3-0	30-1	11-1
UM scores 90-99 points	1-1	0-1	11-1	3-1
UM scores 100 or more points	0-0	-	1-0	0-0
Playing during morning (11 a.m.)	-	-	1-1	-
Playing during afternoon	6-2	3-2	50-26	29-19
Playing in evening (5 p.m. or later)	11-3	3-2	103-46	41-27
Games decided by 3 points or fewer	2-0	1-0	18-13	10-9
Games decided by 4-10 points	5-5	3-4	49-31	27-23
Games decided by 11-19 points	5-0	2-0	53-21	22-9
Games decided by 20+ points	5-0	-	36-8	11-4





## THE LAST TIME ...

### Player Scored 30 Points

Miami Bruce Brown (30), vs. North Carolina, 1/28/17  
Opponent Gary Trent Jr. (30), vs. Duke, 1/15/18

### Player Scored 35 Points

Miami Jack McClinton (35) vs. North Carolina, 3/15/09  
Opponent Xavier Rathan-Mayes (35) vs. Florida State, 2/25/15

### Player Scored 40 Points

Miami Darius Rice (43) vs. Connecticut, 1/20/03  
Opponent Sean Singletary (41), Virginia, 3/1/08

### Two Players Scored 20 Points

Miami Lonnie Walker IV (23), DJ Vasiljevic (20), at Florida State, 1/27/18  
Opponent Dennis Smith Jr. (31), Terry Henderson (21), at NC State, 2/4/17

### Three Players Scored 20 Points

Miami Dwayne Collins (23), Brian Asbury (21), Jack McClinton (20) vs. Virginia Tech, 1/25/09  
Opponent Travis Mays (40), Alvin Heggs (22), Lance Blanks (21), Texas, 2/22/89

### Five (not 5+) Players Scored in Double Figures

Miami Dewan Huell (23), Bruce Brown (16), Ja'Quan Newton (12), DJ Vasiljevic (11) and Chris Lykes (10) at Minnesota  
Opponent Justin Robinson (15), Chris Clarke (13), Ahmed Hill (12), Seth Allen (10), Zach LeDay (10) vs. Virginia Tech 2/9/17

### Six (not 6+) Players Scored in Double Figures

Miami Bruce Brown (15), Ja'Quan Newton (15), DJ Vasiljevic (15), Chris Lykes (13), Anthony Lawrence (11) and Dewan Huell (10) vs. Florida A&M, 11/16/17

### Seven+ Players Scored in Double Figures

Miami Sheldon McClellan (18), Ja'Quan Newton (15), James Palmer (14), Ebuka Izundu (11) Angel Rodriguez (11), Ivan Cruz Uceda (10), Anthony Lawrence Jr. (10) vs. Mississippi State 11/19/15

### Player Grabbed 15 Rebounds

Miami Kamari Murphy (15), at Duke, 1/21/17  
Opponent Brice Johnson (15) vs. North Carolina, 2/20/16

### Two Players Grabbed 10 Rebounds

Miami Dewan Huell (12) and Bruce Brown (11), vs. Louisville, 1/24/18  
Opponent Jordan Murphy (14) and Reggie Lynch (10), Minnesota, 11/29/17

### Three Players Grabbed 10 Rebounds

Miami Mark Richardson (11), Eric Brown (10), Joe Wylie (10) vs. FIU, 3/6/89  
Opponent Matt Harpring (12), Dion Glover (10), Michael Maddox (10), Georgia Tech, 12/27/97

### Player Had 10 Assists

Miami Bruce Brown (10), vs. Gardner-Webb, 11/10/17  
Opponent John Gillon (11), at Syracuse, 1/4/17

### Player Had 10 Blocks

Miami Anthony King (10) vs. Florida Atlantic, 11/29/04  
Opponent Jarvis Varnado (10), Mississippi State, 12/13/07

### Player Had a Double-Double

Miami Anthony Lawrence II (25 pts, 13 reb), at Virginia Tech, 2/3/18  
Opponent Marvin Bagley III (13 pts, 12 reb) and Wendell Carter (15 pts, 14 reb), vs. Duke, 1/15/18

### Player Had a Triple-Double

Miami Bruce Brown (10 pts, 11 reb, 11 ast), vs. Gardner-Webb, 11/10/17  
Opponent Brendan Haywood (18 pts, 14 reb, 10 blks), North Carolina, 12/4/00

### Two Players Had Double-Doubles

Miami Kamari Murphy (11 pts, 13 reb) and Davon Reed (10 pts, 12 reb) vs. Buffalo, 3/17/16  
Opponent Marvin Bagley III (13 pts, 12 reb) and Wendell Carter (15 pts, 14 reb), vs. Duke, 1/15/18

### Team Scored 100 Points

Miami 105, vs. Mississippi State, 11/19/15  
Opponent 103, at Florida State, 1/27/18

### Team Scored 90-99 Points

Miami 94, at Florida State, 1/27/18  
Opponent 96, at Wake Forest, 1/18/17

### Team Scored 50 Points in a Half

Miami 50 (2nd half) at NC State, 1/21/18  
Opponent 55 (2nd half) vs. Boston College, 1/25/17

### Team Shot 50 Percent in Both Halves

Miami .519 (14-27) / .500 (15-30), at Florida State, 1/27/18  
Opponent .552 (16-29) / .556 (15-27), vs. Duke, 1/15/18

### Team Shot 60 Percent in a Half

Miami .600 (21-35), second half, at NC State, 1/21/18  
Opponent .667 (16-24), first half, at Florida State State, 1/27/18

### Team Shot 70 Percent in a Half

Miami .720 (18-25), second half, vs. Middle Tennessee, 12/25/17

### Team Shot 60 Percent in a Game

Miami .600 (30-50), vs. Middle Tennessee, 12/25/17  
Opponent .600 (33-55), at Florida State, 1/27/18

### Team Shot Less Than 30 Percent in a Game

Miami .293 (12-41), vs. Eastern Kentucky, 12/19/14  
Opponent .290 (18-62), vs. South Carolina State, 12/6/16

### Team Won by 50+ Points

Miami 50, vs. Nova Southeastern, 11/16/09  
Opponent 53, by Notre Dame, 2/22/86

### Team won by 40-49 Points

Miami 49, vs. Western Carolina, 11/11/16  
Opponent 41, at North Carolina, 1/31/07

### Team Won by 30-39 Points

Miami 31, vs. Florida A&M, 11/16/17  
Opponent 32, at Charlotte, 11/28/00

### Overtime

Miami won in overtime 78-75 (OT) vs. Louisville, 1/24/18  
Miami lost in overtime 103-94 (OT) at Florida State, 1/27/18

### Rankings

Miami defeated a ranked opponent 80-74, vs. No. 24 Florida State, 1/7/18  
Miami lost to a ranked opponent 83-75, vs. No. 5 Duke, 1/15/18  
Miami defeated a top 5 opponent 64-61 vs. No. 3 Virginia, 2/22/16  
Miami lost to a top 5 opponent 83-75, vs. No. 5 Duke, 1/15/18

## THE LAST TIME A MIAMI FRESHMAN ...

**Scored 30 Points:** Bruce Brown (30), vs. North Carolina, 1/28/17

**Scored 20+ Points:** Lonnie Walker IV (23), at Florida State, 1/27/18

**Perfect from Field (5+ att):** Reggie Johnson (RS), 8-of-8, vs. Wake Forest, 3/11/10

**Perfect from 3-Pt (3+ att):** Anthony Lawrence, 4-of-4, vs. Notre Dame, 2/3/16

**10+ Rebounds:** Bruce Brown, 12, vs. George Washington, 12/22/16

**10+ Assists:** Bruce Brown, 10, vs. South Carolina State, 12/6/16

**5-9 Assists:** Chris Lykes, 5, vs. Pitt, 1/31/18

**5+ Steals:** Shane Larkin, 6, vs. North Carolina, 1/10/12

**4+ Blocks:** Raphael Akpejori, 4, McNeese State, 11/24/10

**Double-Double:** Bruce Brown (14 pts, 12 reb), vs. George Washington, 12/22/16

**Triple-Double:** Bruce Brown (11 pts, 11 reb, 10 ast), vs. South Carolina State, 12/6/16

## JIM LARRAÑAGA

7TH SEASON AT MIAMI, 34TH SEASON AS HEAD COACH

### COACHING EXPERIENCE

#### Head Coach

2011-	Miami	Assistant Coach	1979-86	Virginia
1997-2011	George Mason	1971-76	Davidson	
1986-97	Bowling Green	Player/Coach		
1977-79	American International	1977	Geronemo Basketball Club (Belgium)	

### IN THE HISTORY BOOKS

- 12th winningest active Division I head coach (626 wins)
- 20th in career wins in ACC games, including regular season & ACC Tournament (79); ties NC State's Jim Valvano for 19th with his next win
- Tied for 21st in career wins while in ACC (156)

### PLAYING CAREER

Geronemo Basketball Club (Belgium) 1976-77  
 Providence College, 1967-71  
 Archbishop Molloy, 1963-67

### COACHING HONORS

AP, Naismith, Iba, Rupp Coach of the Year, 2013  
 NABC All-District II, 2013  
 USBWA District IV Coach of the Year, 2013, 2016  
 Clair Bee National Coach of the Year, 2006  
 ACC Coach of the Year, 2013, 2016  
 CAA Coach of the Year, 1999, 2011  
 MAC Coach of the Year, 1997

### TEAM HONORS

Eight NCAA tournament appearances  
 1999, 2001, 2006, 2008, 2011, 2013, 2016, 2017  
 Eight postseason NIT appearances  
 1990, 1991, 1997, 2002, 2004, 2009, 2012, 2015  
 11 20-win seasons

### PERSONAL

**Hometown** Bronx, N.Y.  
**Born** Oct. 2, 1949  
**Family** Wife: Liz, Sons: Jay and Jon  
 Grandchildren: Tia, James, Jon Temple, Henry  
**Education** Providence College, 1971, B.A. Economics  
 Archbishop Molloy High School, 1967

### NOTABLE COLLEGE PLAYERS COACHED

**Shane Larkin (Miami)** - Currently with Boston Celtics; 2013 NBA first-round draft pick (18th overall), 2013 ACC Player of the Year, ACC Tournament MVP, finalist for Cousy, Naismith & Wooden awards, All-ACC First Team and All-ACC Defensive Team, Lute Olson National Player of the Year, AP and NABC All-American (Second team)

**Sheldon Mac (formerly McClellan) (Miami)** - Currently with Washington Wizards; 2016 All-ACC Second Team, ACC Tournament Second Team

**Davon Reed (Miami)** - Currently with Phoenix Suns; 32nd pick in 2017 NBA Draft, 2017 All-ACC Third Team

**Durand Scott (Miami)** - 2013 ACC Defensive Player of the Year, 2013 All-ACC Third Team, 2013 ACC Tournament First Team

**George Evans (George Mason)** - Three-time CAA Player of the Year, CAA Rookie of the Year, three-time CAA Defensive Player of the Year, three-time CAA All-Defensive Team

**Antonio Daniels (Bowling Green)** - Played 13 seasons in NBA; 1997 MAC Player of the Year, 1994 MAC Freshman of Year

### NOTABLE NBA PLAYERS COACHED

Lance Blanks (UVA)	Frank Booker (BGSU)	Rick Carlisle (UVA)
Antonio Daniels (BGSU)	Jeff Jones (UVA)	Andrew Kennedy (UVA)
Jeff Lamp (UVA)	Shane Larkin (UM)	Lewis Latimore (UVA)
Sheldon Mac (UM)	Jason Miskiri (GMU)	Olden Polynice (UVA)
Lee Raker (UVA)	Davon Reed (UM)	Ralph Sampson (UVA)
Tom Sheehey (UVA)	Clinton Venable (BGSU)	Othell Wilson (UVA)

### STUDENT-ATHLETE HONORS

#### At Miami

- One All-American
- One USBWA All-District IV selection
- One Basketball Times All-District
- One ACC Player of the Year
- One ACC Defensive Player of the Year
- One ACC Tournament MVP
- 14 All-ACC postseason selections
- Five ACC-All-Defensive Team selections
- One ACC All-Rookie Team selection
- Four ACC Academic Honor Roll picks
- Seven ACC Players of the Week
- One ACC Rookie of the Week
- Six ACC All-Tournament team selections
- Two NIT All-Tournament Team picks
- Two NABC Honors Court selections

#### Prior to Miami

- Two All-Americans
- 28 All-CAA selections
- Nine CAA All-Defensive Team picks
- Eight CAA All-Rookie Team picks
- Three Dean Ehlers Award winners (given to CAA player who best meets criteria of academic achievement, leadership and community service)
- 12 All-MAC selections
- Two MAC Freshman of Year selections
- Four MAC All-Freshman Team picks

### YEAR-BY-YEAR

Year	School	Overall		Conference	
		W-L	W-L	Finish	Postseason
1977-78	American International	14-13			
1978-79	American International	13-13			
1986-87	Bowling Green	15-14	10-6	3	
1987-88	Bowling Green	12-16	7-9	t-5	
1988-89	Bowling Green	13-15	6-10	t-6	
1989-90	Bowling Green	18-11	9-7	t-3	NIT First Round (0-1)
1990-91	Bowling Green	17-13	9-7	t-4	NIT First Round (0-1)
1991-92	Bowling Green	14-15	8-8	5	
1992-93	Bowling Green	11-16	8-10	t-6	
1993-94	Bowling Green	18-10	12-6	t-2	
1994-95	Bowling Green	16-11	10-8	t-5	
1995-96	Bowling Green	14-13	9-9	t-6	
1996-97	Bowling Green	22-10	13-5	t-1	NIT First Round (0-1)
1997-98	George Mason	9-18	6-10	6	
1998-99	George Mason	19-11	13-3	1	NCAA First Round (0-1)
1999-00	George Mason	19-11	12-4	t-1	
2000-01	George Mason	18-12	11-5	3	NCAA First Round (0-1)
2001-02	George Mason	19-10	13-5	2	NIT First Round (0-1)
2002-03	George Mason	16-12	11-7	4	
2003-04	George Mason	23-10	12-6	3	NIT Third Round (2-1)
2004-05	George Mason	16-13	10-8	6	
2005-06	George Mason	27-8	15-3	t-1	NCAA Final Four (4-1)
2006-07	George Mason	18-15	9-9	5	
2007-08	George Mason	23-11	12-6	2	NCAA First Round (0-1)
2008-09	George Mason	22-11	13-5	2	NIT First Round (0-1)
2009-10	George Mason	17-15	12-6	4	CIT First Round (0-1)
2010-11	George Mason	27-7	16-2	1	NCAA Second Round (1-1)
2011-12	Miami	20-13	9-7	t-4	NIT Second Round (1-1)
2012-13	Miami	29-7	15-3	1	NCAA Sweet 16 (2-1)
2013-14	Miami	17-16	7-11	10	
2014-15	Miami	25-13	10-8	6	NIT Championship Game (4-1)
2015-16	Miami	27-8	13-5	t-2	NCAA Sweet 16 (2-1)
2016-17	Miami	21-12	10-8	t-7	NCAA First Round (0-1)
2017-18	Miami	17-5	6-4	-	
	<b>Overall</b>	<b>626-408</b>	<b>336-210</b>		
2 years	American International	27-26 (.509)			
11 years	Bowling Green	170-144 (.541)			
14 years	George Mason	273-164 (.625)			
7 years	Miami	156-74 (.678)			
<b>34 years</b>		<b>626-408 (.605)</b>			





## 2017-18 Miami Men's Basketball Miami Combined Team Statistics (as of Feb 03, 2018) All games

<b>RECORD:</b>	<b>OVERALL</b>	<b>HOME</b>	<b>AWAY</b>	<b>NEUTRAL</b>
ALL GAMES	17-5	8-1	6-3	3-1
CONFERENCE	6-4	3-1	3-3	0-0
NON-CONFERENCE	11-1	5-0	3-0	3-1

##	Player	gp-gs	Total		3-Point		F-Throw		Rebounds		PF		DQ		A		BLK		STL		PTS		avg
			min	avg	fg-fga	fg%	3fg-fga	3fg%	ft-fa	ft%	off	def	tot	avg	pf	dq	a	to	blk	stl	pts		
20	Dewan Huell	22-22	587	26.7	114-191	.597	0-3	.000	56-78	.718	49	99	148	6.7	41	0	11	28	22	12	284	12.9	
11	Bruce Brown	19-19	640	33.7	78-188	.415	16-60	.267	44-70	.629	25	110	135	7.1	43	1	76	43	15	25	216	11.4	
04	Lonnie Walker	22-8	558	25.4	86-202	.426	37-102	.363	37-49	.755	12	53	65	3.0	35	1	36	23	10	24	246	11.2	
03	Anthony Lawrence	22-22	669	30.4	78-148	.527	30-59	.508	29-43	.674	36	115	151	6.9	61	1	48	38	23	27	215	9.8	
01	DJ Vasiljevic	22-16	522	23.7	71-166	.428	45-118	.381	13-15	.867	9	45	54	2.5	32	0	9	9	2	11	200	9.1	
00	Ja'Quan Newton	22-20	574	26.1	70-162	.432	3-18	.167	38-63	.603	11	43	54	2.5	32	0	64	41	3	23	181	8.2	
02	Chris Lykes	22-3	416	18.9	59-147	.401	32-89	.360	22-35	.629	2	21	23	1.0	42	0	45	36	1	15	172	7.8	
15	Ebuka Izundu	22-0	308	14.0	44-67	.657	0-0	.000	9-21	.429	33	42	75	3.4	51	1	5	21	15	7	97	4.4	
21	Sam Waardenburg	11-0	121	11.0	11-28	.393	4-10	.400	2-2	1.000	15	17	32	2.9	13	0	3	9	3	2	28	2.5	
14	Rodney Miller	10-0	36	3.6	6-11	.545	0-0	.000	0-5	.000	2	4	6	0.6	5	0	0	3	1	0	12	1.2	
05	Mike Robinson	5-0	10	2.0	1-2	.500	1-1	1.000	0-0	.000	0	0	0	0.0	0	0	1	0	0	0	3	0.6	
35	Chris Stowell	5-0	9	1.8	0-1	.000	0-1	.000	0-0	.000	0	1	1	0.2	0	0	0	0	0	0	0	0.0	
Team											30	31	61		1		7				2		
Total.....		22	4450		618-1313	.471	168-461	.364	250-381	.656	224	581	805	36.6	356	4	298	258	95	146	1656	75.3	
Opponents.....		22	4450		524-1288	.407	141-451	.313	254-352	.722	219	529	748	34.0	364	6	259	295	71	126	1445	65.7	

TEAM STATISTICS	UM	OPP	Date	Opponent	Score	Att.
SCORING	1656	1445	11/10/17	GARDNER-WEBB	w 77-45	7073
Points per game	75.3	65.7	11/12/17	NAVY	w 89-55	6611
Scoring margin	+9.6	-	11/16/17	FLORIDA A&M	w 90-59	6735
FIELD GOALS-ATT	618-1313	524-1288	11/22/17	vs La Salle	w 57-46	6735
Field goal pct	.471	.407	11/25/17	NORTH FLORIDA	w 86-65	7189
3 POINT FG-ATT	168-461	141-451	11/29/17	at Minnesota	w 86-81	14625
3-point FG pct	.364	.313	12/2/17	vs Princeton	w 80-52	8426
3-pt FG made per game	7.6	6.4	12/05/17	BOSTON UNIVERSITY	w 69-54	6893
FREE THROWS-ATT	250-381	254-352	12/16/17	at George Washington	w 59-50	3862
Free throw pct	.656	.722	12/22/17	at Hawai'i	w 75-57	7669
F-Throws made per game	11.4	11.5	12/23/17	vs New Mexico State	L 54-63	0
REBOUNDS	805	748	12/25/17	vs Middle Tennessee	w 84-81	6062
Rebounds per game	36.6	34.0	* 12/30/17	at Pitt	w 67-53	5307
Rebounding margin	+2.6	-	* 01/03/18	at Georgia Tech	L 54-64	5568
ASSISTS	298	259	* 01/07/18	FLORIDA STATE	w 80-74	7647
Assists per game	13.5	11.8	* 01/13/18	at Clemson	L 63-72	9000
TURNOVERS	258	295	* 01/15/18	DUKE	L 75-83	7972
Turnovers per game	11.7	13.4	* 01/21/18	at NC State	w 86-81	17265
Turnover margin	+1.7	-	* 01/24/18	LOUISVILLE	Wot 78-75	7190
Assist/turnover ratio	1.2	0.9	* 01/27/18	at Florida State	Lot 94-103	11675
STEALS	146	126	* 01/31/18	PITT	w 69-57	7169
Steals per game	6.6	5.7	* 02/03/18	at Virginia Tech	w 84-75	9275
BLOCKS	95	71				
Blocks per game	4.3	3.2				
ATTENDANCE	64479	105469				
Home games-Avg/Game	9-7164	9-9361				
Neutral site-Avg/Game	-	4-5306				

Score by Periods	1st	2nd	OT	Totals
Miami	762	874	20	1656
Opponents	631	788	26	1445



## 2017-18 Miami Men's Basketball Miami Combined Team Statistics (as of Feb 03, 2018) Conference games

<b>RECORD:</b>	<b>OVERALL</b>	<b>HOME</b>	<b>AWAY</b>	<b>NEUTRAL</b>
ALL GAMES	6-4	3-1	3-3	0-0
CONFERENCE	6-4	3-1	3-3	0-0
NON-CONFERENCE	0-0	0-0	0-0	0-0

#	Player	gp-gs	min	avg	Total		3-Point		F-Throw		Rebounds				pf	dq	a	to	blk	stl	pts	avg
					fg-fga	fg%	3fg-fga	3fg%	ft-fa	ft%	off	def	tot	avg								
04	Lonnie Walker	10-7	311	31.1	49-118	.415	22-59	.373	24-29	.828	6	26	32	3.2	22	1	19	11	7	15	144	14.4
03	Anthony Lawrence	10-10	328	32.8	47-85	.553	17-29	.586	12-17	.706	17	61	78	7.8	29	0	17	18	11	17	123	12.3
11	Bruce Brown	8-8	273	34.1	32-81	.395	6-24	.250	24-34	.706	13	41	54	6.8	23	1	26	22	11	13	94	11.8
20	Dewan Huell	10-10	291	29.1	46-89	.517	0-2	.000	25-34	.735	29	44	73	7.3	17	0	6	15	7	6	117	11.7
02	Chris Lykes	10-3	224	22.4	31-77	.403	15-46	.326	19-29	.655	1	10	11	1.1	18	0	29	20	1	4	96	9.6
01	DJ Vasiljevic	10-4	204	20.4	22-61	.361	15-47	.319	3-4	.750	5	13	18	1.8	11	0	4	3	0	5	62	6.2
00	Ja'Quan Newton	10-8	228	22.8	21-57	.368	1-4	.250	17-28	.607	9	14	23	2.3	17	0	29	18	0	9	60	6.0
15	Ebuka Izundu	10-0	121	12.1	18-28	.643	0-0	.000	2-5	.400	8	15	23	2.3	24	1	1	5	4	2	38	3.8
21	Sam Waardenburg	5-0	62	12.4	4-7	.571	2-4	.500	2-2	1.000	6	11	17	3.4	8	0	2	4	2	1	12	2.4
14	Rodney Miller	3-0	8	2.7	1-4	.250	0-0	.000	0-0	.000	2	1	3	1.0	1	0	0	1	1	0	2	0.7
Team											15	12	27		1		2				2	
Total.....		10	2050		271-607	.446	78-215	.363	128-182	.703	111	248	359	35.9	171	3	133	119	44	72	750	75.0
Opponents.....		10	2050		262-571	.459	72-203	.355	139-200	.695	90	248	338	33.8	160	3	134	129	45	61	737	73.7

### LAST 5 GAMES

<b>RECORD:</b>	<b>OVERALL</b>	<b>HOME</b>	<b>AWAY</b>	<b>NEUTRAL</b>
ALL GAMES	4-1	2-0	2-1	0-0
CONFERENCE	4-1	2-0	2-1	0-0
NON-CONFERENCE	0-0	0-0	0-0	0-0

#	Player	gp-gs	min	avg	Total		3-Point		F-Throw		Rebounds				pf	dq	a	to	blk	stl	pts	avg
					fg-fga	fg%	3fg-fga	3fg%	ft-fa	ft%	off	def	tot	avg								
04	Lonnie Walker	5-4	182	36.4	30-65	.462	15-37	.405	15-17	.882	3	15	18	3.6	14	1	15	5	4	6	90	18.0
03	Anthony Lawrence	5-5	167	33.4	27-47	.574	10-15	.667	7-9	.778	10	27	37	7.4	16	0	11	5	5	7	71	14.2
11	Bruce Brown	3-3	102	34.0	14-32	.438	4-12	.333	8-13	.615	4	18	22	7.3	7	0	16	8	4	4	40	13.3
01	DJ Vasiljevic	5-2	113	22.6	17-35	.486	12-27	.444	2-3	.667	3	7	10	2.0	5	0	0	1	0	1	48	9.6
20	Dewan Huell	5-5	142	28.4	18-38	.474	0-0	.000	12-15	.800	11	19	30	6.0	7	0	1	9	1	3	48	9.6
00	Ja'Quan Newton	5-3	110	22.0	10-30	.333	1-3	.333	15-25	.600	8	10	18	3.6	8	0	16	7	0	3	36	7.2
02	Chris Lykes	5-3	109	21.8	10-31	.323	5-20	.250	9-15	.600	0	7	7	1.4	9	0	19	9	1	2	34	6.8
15	Ebuka Izundu	5-0	59	11.8	13-17	.765	0-0	.000	2-3	.667	3	7	10	2.0	12	1	0	2	2	1	28	5.6
21	Sam Waardenburg	5-0	62	12.4	4-7	.571	2-4	.500	2-2	1.000	6	11	17	3.4	8	0	2	4	2	1	12	2.4
14	Rodney Miller	1-0	4	4.0	1-2	.500	0-0	.000	0-0	.000	2	1	3	3.0	1	0	0	1	1	0	2	2.0
Team											7	3	10				1				2	
Total.....		5	1050		144-304	.474	49-118	.415	72-102	.706	57	125	182	36.4	87	2	80	52	20	28	411	82.2
Opponents.....		5	1050		142-290	.490	39-111	.351	68-100	.680	39	115	154	30.8	85	1	75	53	20	22	391	78.2



**2017-18 Miami Men's Basketball  
Miami Game-by-Game Highs (as of Feb 03, 2018)  
All games**

Opponent	Date	Score	Points	Rebounds	Assists	Steals	Blocked shots
GARDNER-WEBB	11/10/17	77-45	14-Dewan Huell	11-Bruce Brown	10-Bruce Brown	2-Anthony Lawrence	2-Dewan Huell
NAVY	11/12/17	89-55	16-DJ Vasiljevic	10-Dewan Huell	6-Bruce Brown	2-DJ Vasiljevic Chris Lykes	2-Anthony Lawrence Ebuka Izundu
FLORIDA A&M	11/16/17	90-59	15-Ja'Quan Newton DJ Vasiljevic Bruce Brown	8-Bruce Brown	4-Bruce Brown Chris Lykes Ja'Quan Newton	2-Dewan Huell Bruce Brown	3-Ebuka Izundu
vs La Salle	11/22/17	57-46	16-Dewan Huell	11-Bruce Brown	5-Anthony Lawrence	2-Ja'Quan Newton Lonnie Walker	3-Anthony Lawrence
NORTH FLORIDA	11/25/17	86-65	14-Anthony Lawrence Bruce Brown	7-Bruce Brown Ebuka Izundu	4-Chris Lykes Bruce Brown	3-Anthony Lawrence Bruce Brown	1-Sam Waardenburg
at Minnesota	11/29/17	86-81	23-Dewan Huell	9-Bruce Brown	9-Ja'Quan Newton	3-Chris Lykes	2-Ebuka Izundu
vs Princeton	12/2/17	80-52	20-DJ Vasiljevic	10-Anthony Lawrence	5-Ja'Quan Newton	3-Ja'Quan Newton	2-Anthony Lawrence
BOSTON UNIVERSITY	12/05/17	69-54	26-Lonnie Walker	7-Lonnie Walker	6-Anthony Lawrence	3-Ja'Quan Newton	3-Dewan Huell
at George Washington	12/16/17	59-50	15-Dewan Huell	12-Dewan Huell	3-Lonnie Walker Ja'Quan Newton Anthony Lawrence Bruce Brown	3-Bruce Brown	1-Lonnie Walker Ebuka Izundu Anthony Lawrence Dewan Huell
at Hawai'i	12/22/17	75-57	16-Ja'Quan Newton Dewan Huell	6-Dewan Huell	8-Bruce Brown	2-Lonnie Walker	2-Dewan Huell Ebuka Izundu
vs New Mexico State	12/23/17	54-63	15-DJ Vasiljevic	9-Dewan Huell	1-DJ Vasiljevic Dewan Huell Anthony Lawrence Bruce Brown	1-Ebuka Izundu	2-Dewan Huell Anthony Lawrence
vs Middle Tennessee	12/25/17	84-81	21-Dewan Huell	6-Bruce Brown	6-Ja'Quan Newton	2-Bruce Brown	1-Bruce Brown Dewan Huell Anthony Lawrence
at Pitt	12/30/17	67-53	12-Anthony Lawrence	7-Dewan Huell	4-Ja'Quan Newton	2-DJ Vasiljevic Ja'Quan Newton	3-Anthony Lawrence
at Georgia Tech	01/03/18	54-64	13-Dewan Huell	12-Anthony Lawrence	5-Chris Lykes	3-Bruce Brown	4-Bruce Brown
FLORIDA STATE	01/07/18	80-74	23-Bruce Brown	12-Anthony Lawrence	4-Ja'Quan Newton DJ Vasiljevic	2-DJ Vasiljevic	2-Dewan Huell
at Clemson	01/13/18	63-72	16-Lonnie Walker Anthony Lawrence	7-Dewan Huell Bruce Brown Lonnie Walker	2-Dewan Huell	2-Bruce Brown Anthony Lawrence Dewan Huell	2-Bruce Brown
DUKE	01/15/18	75-83	19-Lonnie Walker	13-Dewan Huell	2-Bruce Brown Ja'Quan Newton Lonnie Walker Chris Lykes	5-Anthony Lawrence	2-Anthony Lawrence
at NC State	01/21/18	86-81	19-Bruce Brown	4-DJ Vasiljevic Bruce Brown	9-Bruce Brown	2-Lonnie Walker Ja'Quan Newton	1-Chris Lykes Dewan Huell
LOUISVILLE	01/24/18	78-75	25-Lonnie Walker	12-Dewan Huell	4-Chris Lykes	3-Bruce Brown	3-Bruce Brown
at Florida State	01/27/18	94-103	23-Lonnie Walker	7-Bruce Brown	5-Lonnie Walker Chris Lykes Bruce Brown	2-Dewan Huell Anthony Lawrence	1-Bruce Brown Lonnie Walker Ebuka Izundu
PITT	01/31/18	69-57	16-Lonnie Walker	10-Anthony Lawrence	5-Chris Lykes	2-Anthony Lawrence	1-Ebuka Izundu
at Virginia Tech	02/03/18	84-75	25-Anthony Lawrence	13-Anthony Lawrence	4-Ja'Quan Newton	2-Lonnie Walker	3-Anthony Lawrence



**2017-18 Miami Men's Basketball**  
**Miami Team Game-by-Game Comparison (as of Feb 03, 2018)**  
**All games**

Opponent	1st	2nd	Score	Mar	Total FG	FG Pct	3-Pointers	3FG Pct	Free Throws	FT Pct	Rebounds	Assist	T/Over	Block	Steal	Fouls
GARDNER-WEBB	27/23	50/22	77-45	+32	30-60/20-63	.500/.317	7-26/4-16	.269/.250	10-21/1-6	.476/.167	48/36 +12	21/10	12/14	3/0	5/5	15/19
NAVY	41/24	48/31	89-55	+34	35-64/21-63	.547/.333	9-23/6-21	.391/.286	10-16/7-9	.625/.778	42/33 +9	15/14	12/16	7/2	9/7	12/15
FLORIDA A&M	46/22	44/37	90-59	+31	34-58/24-59	.586/.407	12-26/5-16	.462/.313	10-22/6-6	.455/1000	36/28 +8	15/12	12/19	5/2	8/6	12/18
La Salle	19/19	38/27	57-46	+11	22-60/15-52	.367/.288	5-15/0-15	.333/.000	8-14/16-17	.571/.941	40/38 +2	10/3	10/15	5/3	6/4	16/18
NORTH FLORIDA	38/25	48/40	86-65	+21	33-66/23-59	.500/.390	3-15/8-26	.200/.308	17-23/11-12	.739/.917	39/32 +7	16/10	14/20	1/1	9/8	16/18
Minnesota	36/36	50/45	86-81	+5	35-69/28-63	.507/.444	10-25/5-16	.400/.313	6-11/20-26	.545/.769	34/41 (7)	20/12	8/12	4/12	8/4	20/13
Princeton	38/20	42/32	80-52	+28	30-60/19-61	.500/.311	14-25/8-32	.560/.250	6-9/6-9	.667/.667	39/31 +8	16/10	12/11	4/2	5/5	15/13
BOSTON UNIVERSITY	30/30	39/24	69-54	+15	25-48/21-65	.521/.323	11-21/7-25	.524/.280	8-15/5-8	.533/.625	35/32 +3	10/11	15/13	6/0	6/9	13/16
George Washington	32/15	27/35	59-50	+9	25-61/19-63	.410/.302	5-21/4-18	.238/.222	4-8/8-12	.500/.667	39/44 (5)	13/8	8/11	4/3	6/6	14/12
Hawai'i	33/33	42/24	75-57	+18	30-57/21-50	.526/.420	5-13/8-23	.385/.348	10-13/7-10	.769/.700	31/26 +5	11/13	9/16	5/0	6/3	15/17
New Mexico State	25/29	29/34	54-63	(9)	18-53/24-67	.340/.358	2-18/7-25	.111/.280	16-22/8-13	.727/.615	38/43 (5)	4/7	14/8	4/1	1/6	17/19
Middle Tennessee	34/29	50/52	84-81	+3	30-50/27-52	.600/.519	7-18/7-15	.389/.467	17-25/20-24	.680/.833	25/26 (1)	14/15	13/11	3/0	5/2	20/26
Pitt	30/19	37/34	67-53	+14	27-55/19-47	.491/.404	5-14/4-16	.357/.250	8-9/11-13	.889/.846	31/23 +8	11/10	15/19	8/3	8/5	12/14
Georgia Tech	28/28	26/36	54-64	(10)	21-56/23-59	.375/.390	4-19/1-10	.211/.100	8-11/17-23	.727/.739	39/38 +1	12/8	18/11	7/5	7/13	18/13
FLORIDA STATE	45/32	35/42	80-74	+6	26-51/25-69	.510/.362	5-16/5-24	.313/.208	23-32/17-26	.719/.654	32/44 (12)	15/10	15/15	2/5	6/11	20/22
Clemson	30/34	33/38	63-72	(9)	24-63/22-50	.381/.440	6-23/12-21	.261/.571	9-18/16-17	.500/.941	37/36 +1	5/13	8/12	5/7	10/2	18/16
DUKE	40/42	35/41	75-83	(8)	29-78/31-56	.372/.554	9-25/11-21	.360/.524	8-10/10-21	.800/.476	38/43 (5)	10/18	11/19	2/5	13/8	16/10
NC State	36/32	50/49	86-81	+5	34-59/31-57	.576/.544	10-19/7-18	.526/.389	8-12/12-16	.667/.750	24/29 (5)	26/22	10/15	2/3	9/4	16/12
LOUISVILLE	37/38	32/31	78-75	+3	24-65/27-65	.369/.415	6-22/5-22	.273/.227	22-31/16-25	.710/.640	49/38 +11	13/8	14/11	7/10	8/9	19/22
Florida State	39/44	44/39	94-103	(9)	34-68/33-55	.500/.600	17-34/9-19	.500/.474	9-13/28-39	.692/.718	29/35 (6)	17/16	7/7	3/2	4/2	25/15
PITT	34/25	35/32	69-57	+12	23-55/22-53	.418/.415	6-22/10-30	.273/.333	17-23/3-3	.739/1000	39/24 +15	15/16	8/11	1/2	3/3	11/19
Virginia Tech	44/32	40/43	84-75	+9	29-57/29-60	.509/.483	10-21/8-22	.476/.364	16-23/9-17	.696/.529	41/28 +13	9/13	13/9	7/3	4/4	16/17

Note: Game totals are displayed in the format TEAM/OPPONENT for each category



## Miami Points-Rebounds-Assists (as of Feb 03, 2018) All games

Opponent	Date	Score		00	01	02	03	04	05	11
				NEWTON,JA'	VASILJEVIC	LYKES,CHRI	LAWRENCE,A	WALKER,LON	ROBINSON,M	BROWN,BRUC
GARDNER-WEBB	11/10/17	77-45	w	13-0-1	7-2-0	3-1-1	3-7-1	10-2-5	3-0-0	10-11-10
NAVY	11/12/17	89-55	w	14-3-1	16-3-0	8-1-2	10-7-2	8-2-1	0-0-0	3-6-6
FLORIDA A&M	11/16/17	90-59	w	15-3-4	15-4-2	13-1-4	11-4-1	5-2-0	0-0-0	15-8-4
vs La Salle	11/22/17	57-46	w	4-3-0	8-1-0	0-1-0	7-10-5	5-2-2	DNP	7-11-3
NORTH FLORIDA	11/25/17	86-65	w	12-1-3	2-2-0	10-0-4	14-4-3	7-1-1	0-0-0	14-7-4
at Minnesota	11/29/17	86-81	w	12-3-9	11-2-0	10-1-0	8-7-4	6-2-1	DNP	16-9-5
vs Princeton	12/2/17	80-52	w	4-2-5	20-3-1	5-1-2	5-10-3	12-5-1	0-0-1	17-8-3
BOSTON UNIVERSITY	12/05/17	69-54	w	9-6-1	15-5-0	8-0-0	5-2-6	26-7-2	DNP	DNP
at George Washington	12/16/17	59-50	w	8-4-3	10-1-0	3-0-1	5-9-3	13-5-3	DNP	3-3-3
at Hawai'i	12/22/17	75-57	w	16-2-2	6-3-0	7-5-0	11-4-0	8-1-1	DNP	4-5-8
vs New Mexico State	12/23/17	54-63	L	5-3-0	15-5-1	1-1-0	4-4-1	2-4-0	DNP	13-7-1
vs Middle Tennessee	12/25/17	84-81	w	9-1-6	13-5-1	8-0-2	9-5-2	0-0-0	DNP	20-6-3
at Pitt	12/30/17	67-53	w	11-3-4	3-2-0	10-1-0	12-6-2	8-0-1	DNP	11-5-3
at Georgia Tech	01/03/18	54-64	L	6-1-3	3-1-0	8-0-5	9-12-1	6-5-0	DNP	9-9-2
FLORIDA STATE	01/07/18	80-74	w	0-0-4	8-3-4	18-1-2	2-12-2	5-0-0	DNP	23-4-2
at Clemson	01/13/18	63-72	L	4-0-0	0-0-0	13-1-1	16-4-0	16-7-1	DNP	4-7-1
DUKE	01/15/18	75-83	L	3-1-2	0-2-0	13-1-2	13-7-1	19-2-2	DNP	7-7-2
at NC State	01/21/18	86-81	w	5-0-7	6-4-0	6-2-5	15-3-4	12-2-1	DNP	19-4-9
LOUISVILLE	01/24/18	78-75	w	12-7-2	0-0-0	9-0-4	2-6-1	25-4-3	DNP	8-11-2
at Florida State	01/27/18	94-103	L	4-3-1	20-2-0	0-0-5	19-5-1	23-4-5	DNP	13-7-5
PITT	01/31/18	69-57	w	3-2-2	8-3-0	13-3-5	10-10-3	16-5-3	DNP	DNP
at Virginia Tech	02/03/18	84-75	w	12-6-4	14-1-0	6-2-0	25-13-2	14-3-3	DNP	DNP

Opponent	Date	Score		14	15	20	21	35
				MILLER,ROD	IZUNDU,EBU	HUELL,DEWA	WAARDENBU	STOWELL,CH
GARDNER-WEBB	11/10/17	77-45	w	0-1-0	14-10-1	14-8-2	DNP	0-0-0
NAVY	11/12/17	89-55	w	4-0-0	12-4-2	14-10-1	DNP	0-1-0
FLORIDA A&M	11/16/17	90-59	w	2-1-0	4-6-0	10-5-0	DNP	0-0-0
vs La Salle	11/22/17	57-46	w	0-0-0	3-2-0	16-7-0	7-2-0	DNP
NORTH FLORIDA	11/25/17	86-65	w	DNP	5-7-0	13-6-0	9-6-1	0-0-0
at Minnesota	11/29/17	86-81	w	DNP	0-3-1	23-2-0	0-1-0	DNP
vs Princeton	12/2/17	80-52	w	2-0-0	6-4-0	9-1-0	0-4-0	0-0-0
BOSTON UNIVERSITY	12/05/17	69-54	w	DNP	0-5-0	6-6-1	0-2-0	DNP
at George Washington	12/16/17	59-50	w	DNP	2-3-0	15-12-0	DNP	DNP
at Hawai'i	12/22/17	75-57	w	DNP	7-3-0	16-6-0	DNP	DNP
vs New Mexico State	12/23/17	54-63	L	0-1-0	4-3-0	10-9-1	0-0-0	DNP
vs Middle Tennessee	12/25/17	84-81	w	2-0-0	2-2-0	21-3-0	DNP	DNP
at Pitt	12/30/17	67-53	w	0-0-0	4-5-1	8-7-0	DNP	DNP
at Georgia Tech	01/03/18	54-64	L	0-0-0	0-1-0	13-8-1	DNP	DNP
FLORIDA STATE	01/07/18	80-74	w	DNP	4-1-0	20-8-1	DNP	DNP
at Clemson	01/13/18	63-72	L	DNP	0-3-0	10-7-2	DNP	DNP
DUKE	01/15/18	75-83	L	DNP	2-3-0	18-13-1	DNP	DNP
at NC State	01/21/18	86-81	w	DNP	15-3-0	8-2-0	0-0-0	DNP
LOUISVILLE	01/24/18	78-75	w	DNP	2-1-0	18-12-0	0-7-1	DNP
at Florida State	01/27/18	94-103	L	DNP	2-0-0	8-6-0	5-1-0	DNP
PITT	01/31/18	69-57	w	DNP	4-4-0	11-6-1	4-4-1	DNP
at Virginia Tech	02/03/18	84-75	w	2-3-0	5-2-0	3-4-0	3-5-0	DNP



Official Basketball Box Score -- Game Totals -- Final Statistics
Gardner-Webb vs Miami (FL)
11/10/17 8:00 pm at Coral Gables, Fla. (Watco Center)

Gardner-Webb 45 • 0-1

Table with columns: #, Player, FG-FGA, 3-PT, FT-FTA, Rebounds (Off, Def, Tot), PF, TP, A, TO, Blk, Stl, Min. Includes totals and percentages for FG, 3FG, and FT.

Miami (FL) 77 • 1-0

Table with columns: #, Player, FG-FGA, 3-PT, FT-FTA, Rebounds (Off, Def, Tot), PF, TP, A, TO, Blk, Stl, Min. Includes totals and percentages for FG, 3FG, and FT.

Officials: Brian Dorsey, Raymond Styoys Jr., William Humes
Technical fouls: Gardner-Webb-None, Miami (FL)-None.
Attendance: 7073

Score by periods table with columns: #, Player, 1st, 2nd, Total. Shows Gardner-Webb (23, 22, 45) and Miami (FL) (27, 50, 77).

Last FG - GWU 2nd-00:15, UM 2nd-00:30.
Largest lead - GWU by 7 1st-16:59, UM by 37 2nd-04:34.
GWU led for 05:42, UM led for 30:55. Game was tied for 03:23.

Points in game table with columns: In, Off, 2nd, Fast, Bench. Shows various statistics for GWU and UM.

Score tied - 3 times.
Lead changed - 1 time.

Official Basketball Box Score -- Game Totals -- Final Statistics
Navy vs Miami (FL)
11/12/17 4:39 pm at Coral Gables, Fla. (Watco Center)

Navy 55 • 1-1

Table with columns: #, Player, FG-FGA, 3-PT, FT-FTA, Rebounds (Off, Def, Tot), PF, TP, A, TO, Blk, Stl, Min. Includes totals and percentages for FG, 3FG, and FT.

Miami (FL) 89 • 2-0

Table with columns: #, Player, FG-FGA, 3-PT, FT-FTA, Rebounds (Off, Def, Tot), PF, TP, A, TO, Blk, Stl, Min. Includes totals and percentages for FG, 3FG, and FT.

Officials: Tim Nestor, Bert Smith, Tim Clougherty
Technical fouls: Navy-None, Miami (FL)-None.
Attendance: 6611

Score by periods table with columns: #, Player, 1st, 2nd, Total. Shows Navy (24, 31, 55) and Miami (FL) (41, 48, 89).

Last FG - NAVY 2nd-00:35, UM 2nd-00:23.
Largest lead - NAVY None, UM by 35 2nd-01:39.
NAVY led for 00:00, UM led for 39:31. Game was tied for 00:29.

Points in game table with columns: In, Off, 2nd, Fast, Bench. Shows various statistics for NAVY and UM.

Score tied - 0 times.
Lead changed - 0 times.

Official Basketball Box Score -- Game Totals -- Final Statistics
Florida A&M vs Miami (FL)
11/16/17 7:02 pm at Coral Gables, Fla. (Watco Center)

Florida A&M 59 • 0-3

Table with columns: #, Player, FG-FGA, 3-PT, FT-FTA, Rebounds (Off, Def, Tot), PF, TP, A, TO, Blk, Stl, Min. Includes totals and percentages for FG, 3FG, and FT.

Miami (FL) 90 • 3-0

Table with columns: #, Player, FG-FGA, 3-PT, FT-FTA, Rebounds (Off, Def, Tot), PF, TP, A, TO, Blk, Stl, Min. Includes totals and percentages for FG, 3FG, and FT.

Officials: Roger Ayers, Mike Eades, Sean Hull
Technical fouls: Florida A&M-None, Miami (FL)-None.
Attendance: 6735

Score by periods table with columns: #, Player, 1st, 2nd, Total. Shows Florida A&M (22, 37, 59) and Miami (FL) (46, 44, 90).

Last FG - FAMU 2nd-00:01, UM 2nd-00:37.
Largest lead - FAMU None, UM by 36 2nd-01:45.
FAMU led for 00:00, UM led for 39:36. Game was tied for 00:21.

Points in game table with columns: In, Off, 2nd, Fast, Bench. Shows various statistics for FAMU and UM.

Score tied - 0 times.
Lead changed - 0 times.

Official Basketball Box Score -- Game Totals -- Final Statistics
La Salle vs Miami (FL)
11/22/17 6:00 PM at Reading, Pa. (Santander Arena)

La Salle 46 • 3-3

Table with columns: #, Player, FG-FGA, 3-PT, FT-FTA, Rebounds (Off, Def, Tot), PF, TP, A, TO, Blk, Stl, Min. Includes totals and percentages for FG, 3FG, and FT.

Miami (FL) 57 • 4-0

Table with columns: #, Player, FG-FGA, 3-PT, FT-FTA, Rebounds (Off, Def, Tot), PF, TP, A, TO, Blk, Stl, Min. Includes totals and percentages for FG, 3FG, and FT.

Officials: Pat Driscoll, Jerry Heater, Earl Walton
Technical fouls: La Salle-None, Miami (FL)-None.
Attendance: 6735

Score by periods table with columns: #, Player, 1st, 2nd, Total. Shows La Salle (19, 27, 46) and Miami (FL) (19, 38, 57).

Last FG - LAS 2nd-01:11, UM 2nd-01:19.
Largest lead - LAS by 3 1st-14:56, UM by 12 2nd-02:57.
LAS led for 12:21, UM led for 20:56. Game was tied for 06:43.

Points in game table with columns: In, Off, 2nd, Fast, Bench. Shows various statistics for LAS and UM.

Score tied - 7 times.
Lead changed - 9 times.











Official Basketball Box Score -- Game Totals -- Final Statistics  
Duke vs Miami  
01/15/18 7:02 pm at Coral Gables, Fla. (Watsco Center)

Duke 83 • 16-2 (4-2 ACC)

Table with columns for Player, Total FG-FGA, 3-Ptr FG-FGA, FT-FTA, Rebounds (Off, Def, Tot), PF, TP, A, TO, Blk, Stl, Min. Includes team totals and game statistics.

FG % 1st Half: 16-29 55.2% 2nd half: 15-27 55.6% Game: 31-56 55.4%  
3FG % 1st Half: 6-12 50.0% 2nd half: 5-9 55.6% Game: 11-21 52.4%  
FT % 1st Half: 4-6 66.7% 2nd half: 6-15 40.0% Game: 10-21 47.6%

Miami 75 • 13-4 (2-3 ACC)

Table with columns for Player, Total FG-FGA, 3-Ptr FG-FGA, FT-FTA, Rebounds (Off, Def, Tot), PF, TP, A, TO, Blk, Stl, Min. Includes team totals and game statistics.

FG % 1st Half: 16-38 42.1% 2nd half: 13-40 32.5% Game: 29-78 37.2%  
3FG % 1st Half: 4-12 33.3% 2nd half: 5-13 38.5% Game: 9-25 36.0%  
FT % 1st Half: 4-5 80.0% 2nd half: 4-5 80.0% Game: 8-10 80.0%

Officials: Michael Stephens, Jeffrey Anderson, Michael Roberts  
Technical fouls: Duke-None. Miami-None.  
Attendance: 7972

Score by periods table with columns for 1st, 2nd, Total, and points in Paint, 2nd Chance, Fast Break, Bench.

Last FG - DU 2nd-00:47, UM 2nd-00:15.  
Largest lead - DU by 10 2nd-00:38, UM by 13 2nd-11:25.  
DU led for 18:21. UM led for 18:19. Game was tied for 03:20.

Points In Off 2nd Fast  
DU Paint T/O Chance Break Bench  
UM 38 15 12 6 3  
38 20 18 31 15

Score tied - 6 times.  
Lead changed - 12 times.

Official Basketball Box Score -- Game Totals -- Final Statistics  
Miami vs NC State  
01/21/18 12:00 p.m. at Raleigh, N.C. (PNC Arena)

Miami 86 • 14-4, 3-3 ACC

Table with columns for Player, Total FG-FGA, 3-Ptr FG-FGA, FT-FTA, Rebounds (Off, Def, Tot), PF, TP, A, TO, Blk, Stl, Min. Includes team totals and game statistics.

FG % 1st Half: 13-24 54.2% 2nd half: 21-35 60.0% Game: 34-59 57.6%  
3FG % 1st Half: 4-8 50.0% 2nd half: 6-11 54.5% Game: 10-19 52.6%  
FT % 1st Half: 6-10 60.0% 2nd half: 2-2 100.0% Game: 8-12 66.7%

NC State 81 • 13-7, 3-4 ACC

Table with columns for Player, Total FG-FGA, 3-Ptr FG-FGA, FT-FTA, Rebounds (Off, Def, Tot), PF, TP, A, TO, Blk, Stl, Min. Includes team totals and game statistics.

FG % 1st Half: 14-30 46.7% 2nd half: 17-27 63.0% Game: 31-57 54.4%  
3FG % 1st Half: 4-11 36.4% 2nd half: 3-7 42.9% Game: 7-18 38.9%  
FT % 1st Half: 0-0 0.0% 2nd half: 12-16 75.0% Game: 12-16 75.0%

Officials: Roger Ayers, Ron Groover, Earl Walton  
Technical fouls: Miami-None. NC State-None.  
Attendance: 17265  
Fouled out: Miami: #15 Izundu, E. at 1:42 in 2nd half

Score by periods table with columns for 1st, 2nd, Total, and points in Paint, 2nd Chance, Fast Break, Bench.

Last FG - UM 2nd-00:22, ST 2nd-00:51.  
Largest lead - UM by 12 2nd-06:11, ST by 2 1st-19:46.  
UM led for 37:25. ST led for 00:29. Game was tied for 02:06.

Points In Off 2nd Fast  
UM Paint T/O Chance Break Bench  
ST 32 12 10 9 30

Score tied - 2 times.  
Lead changed - 1 time.

Official Basketball Box Score -- Game Totals -- Final Statistics  
Louisville vs Miami  
01/24/18 8:02 pm at Coral Gables, Fla. (Watsco Center)

Louisville 75 • 15-5 (5-2 ACC)

Table with columns for Player, Total FG-FGA, 3-Ptr FG-FGA, FT-FTA, Rebounds (Off, Def, Tot), PF, TP, A, TO, Blk, Stl, Min. Includes team totals and game statistics.

FG % 1st Half: 14-29 48.3% 2nd half: 13-31 41.9% OT: 0-5 0.0% Game: 27-65 41.5%  
3FG % 1st Half: 4-12 33.3% 2nd half: 1-9 11.1% OT: 0-1 0.0% Game: 5-22 22.7%  
FT % 1st Half: 6-9 66.7% 2nd half: 4-8 50.0% OT: 6-8 75.0% Game: 16-25 64.0%

Miami 78 • 15-4 (4-3 ACC)

Table with columns for Player, Total FG-FGA, 3-Ptr FG-FGA, FT-FTA, Rebounds (Off, Def, Tot), PF, TP, A, TO, Blk, Stl, Min. Includes team totals and game statistics.

FG % 1st Half: 12-29 41.4% 2nd half: 10-26 38.5% OT: 2-10 20.0% Game: 24-65 36.9%  
3FG % 1st Half: 3-11 27.3% 2nd half: 3-8 37.5% OT: 0-3 0.0% Game: 6-22 27.3%  
FT % 1st Half: 8-10 80.0% 2nd half: 9-11 81.8% OT: 5-10 50.0% Game: 22-31 71.0%

Officials: Mike Eades, Tim Nestor, Jeff Clark  
Technical fouls: Louisville-None. Miami-None.  
Attendance: 7190  
\* - points scored by the other team (wrong basket)

Score by periods table with columns for 1st, 2nd, OT, Total, and points in Paint, 2nd Chance, Fast Break, Bench.

Last FG - UL 2nd-00:59, UM OT-00:41.  
Largest lead - UL by 7 2nd-17:41, UM by 6 1st-10:04.  
UL led for 23:41. UM led for 13:04. Game was tied for 07:53.

Points In Off 2nd Fast  
UL Paint T/O Chance Break Bench  
UM 38 16 13 4 11

Score tied - 8 times.  
Lead changed - 14 times.

Official Basketball Box Score -- Game Totals -- Final Statistics  
Miami vs Florida State  
01/27/18 4:00 pm at the Tucker Center - Tallahassee, FL

Miami 94 • 15-5, 4-4 ACC

Table with columns for Player, Total FG-FGA, 3-Ptr FG-FGA, FT-FTA, Rebounds (Off, Def, Tot), PF, TP, A, TO, Blk, Stl, Min. Includes team totals and game statistics.

FG % 1st Half: 14-27 51.9% 2nd half: 15-30 50.0% OT: 5-11 45.5% Game: 34-68 50.0%  
3FG % 1st Half: 7-15 46.7% 2nd half: 9-15 60.0% OT: 1-4 25.0% Game: 17-34 50.0%  
FT % 1st Half: 4-7 57.1% 2nd half: 5-6 83.3% OT: 0-0 0.0% Game: 9-13 69.2%

Florida State 103 • 16-5, 5-4 ACC

Table with columns for Player, Total FG-FGA, 3-Ptr FG-FGA, FT-FTA, Rebounds (Off, Def, Tot), PF, TP, A, TO, Blk, Stl, Min. Includes team totals and game statistics.

FG % 1st Half: 16-24 66.7% 2nd half: 12-25 48.0% OT: 5-6 83.3% Game: 33-55 60.0%  
3FG % 1st Half: 6-9 66.7% 2nd half: 3-9 33.3% OT: 0-1 0.0% Game: 9-19 47.4%  
FT % 1st Half: 6-8 75.0% 2nd half: 12-18 66.7% OT: 10-13 76.9% Game: 28-39 71.8%

Officials: Bill Covington, Jr., Jerry Heater, Tim Clougherty  
Technical fouls: Miami-None. Florida State-None.  
Attendance: 11675

Score by periods table with columns for 1st, 2nd, OT, Total, and points in Paint, 2nd Chance, Fast Break, Bench.

Last FG - UM OT-00:05, FS OT-01:29.  
Largest lead - UM by 2 1st-19:38, FS by 10 1st-10:54.  
UM led for 01:25. FS led for 40:54. Game was tied for 02:41.

Points In Off 2nd Fast  
UM Paint T/O Chance Break Bench  
FS 44 39 20 103 5 27

Score tied - 2 times.  
Lead changed - 1 time.









# 15 EBUKA IZUNDU

Jr. • 6-10 • 235 • Center  
Charlotte, N.C. / Lagos, Nigeria  
Victory Christian Center

### 2017-18 HIGHLIGHTS

- Recorded first college double-double in season opener, scoring 14 points and grabbing career-high 10 boards
- Scored seven points and added a pair of blocks in win at Hawai'i (12/23)
- Scored four points, with five rebounds and two blocks at Pitt (12/30)
- Went 7-for-7 from field and scored 15 points in win at NC State (1/21)

### 2017-18 GAME-BY-GAME

	GS	Min	FG	Pct	3FG	Pct	FT	Pct	O-D-T	Avg	PF	FO	A	TO	Blk	Stl	Pts	Avg
Gard-Webb	22	6-7	.857	0-0	.000	2-4	.500	2-8-10	10.0	4	0	1	1	1	0	14	14.0	
Navy	19	5-6	.833	0-0	.000	2-3	.667	3-1-4	7.0	2	0	2	2	1	1	12	13.0	
Florida A&M	21	2-4	.500	0-0	.000	0-2	.000	4-2-6	6.7	0	0	0	1	3	0	4	10.0	
vs. La Salle	12	1-1	1.000	0-0	.000	1-1	1.000	1-1-2	5.5	4	0	0	2	0	1	3	8.3	
N. Florida	11	2-2	1.000	0-0	.000	1-2	.500	2-5-7	5.8	0	0	0	3	0	0	5	7.6	
at Minnesota	13	0-0	.000	0-0	.000	0-0	.000	2-1-3	5.3	3	0	1	1	2	0	0	6.3	
vs. Princeton	20	3-4	.750	0-0	.000	0-0	.000	2-2-4	5.1	3	0	0	1	0	0	6	6.3	
Boston U.	19	0-1	.000	0-0	.000	0-2	.000	3-2-5	5.1	4	0	0	1	0	1	0	5.5	
at GW	14	1-2	.500	0-0	.000	0-0	.000	3-0-3	4.9	1	0	0	0	1	1	2	5.1	
at Hawai'i	11	3-6	.500	0-0	.000	1-2	.500	2-1-3	4.7	1	0	0	0	2	0	7	5.3	
vs NMSU	17	2-4	.500	0-0	.000	0-0	.000	0-3-3	4.5	2	0	0	2	0	1	4	5.2	
vs MTSU	8	1-2	.500	0-0	.000	0-0	.000	1-1-2	4.3	3	0	0	2	0	0	2	4.9	
at Pitt	17	2-4	.500	0-0	.000	0-0	.000	2-3-5	4.4	1	0	1	0	2	0	4	4.8	
at Ga. Tech	6	0-0	.000	0-0	.000	0-0	.000	0-1-1	4.1	4	0	0	1	0	0	0	4.5	
FSU	14	2-3	.667	0-0	.000	0-0	.000	0-1-1	3.9	4	0	0	1	0	0	4	4.5	
at Clemson	13	0-0	.000	0-0	.000	0-0	.000	1-2-3	3.9	2	0	0	0	0	1	0	4.2	
Duke	12	1-4	.250	0-0	.000	0-0	.000	2-1-3	3.8	1	0	0	1	0	0	2	4.1	
at NC State	19	7-7	1.000	0-0	.000	1-2	.500	0-3-3	3.8	5	1	0	1	0	0	15	4.7	
Louisville	10	1-2	.500	0-0	.000	0-0	.000	0-1-1	3.6	2	0	0	1	0	0	2	4.5	
at FSU	9	1-1	1.000	0-0	.000	0-0	.000	0-0-0	3.5	3	0	0	0	1	0	2	4.4	
Pittsburgh	12	2-3	.667	0-0	.000	0-0	.000	2-2-4	3.5	1	0	0	0	1	0	4	4.4	
at Va. Tech	9	2-4	.500	0-0	.000	1-1	1.000	1-1-2	3.4	1	0	0	0	0	1	5	4.4	
Wake Forest																		
at BC																		
Virginia																		
Syracuse																		
at ND																		
BC																		
at UNC																		
Va. Tech																		

	2016-17				2015-16			
Opponent	P	R	A	Opponent	P	R	A	
WCU	13	7	1	UTRGV	0	0	0	
at North Florida	15	8	0	Louisiana	0	0	0	
vs Stanford	0	3	0	vs. Miss. St.	11	7	0	
vs Iowa State	0	3	0	vs. Utah	4	3	1	
vs Florida	0	0	0	Charlotte	0	0	1	
Rutgers	4	2	0	Florida	0	1	0	
vs Wofford	9	5	0	Charleston	1	0	0	
SC State	9	3	0	at La Salle	6	4	0	
FAU	2	2	0	at Clemson	0	0	0	
GW	12	4	0	Pittsburgh	2	0	0	
Columbia	6	3	1	at Florida St.	0	0	0	
NC State	3	7	0	Virginia Tech	0	0	0	
at Syracuse	0	2	0	at UNC	6	2	1	
Notre Dame	2	4	0	at Virginia Tech	2	0	0	
at Pittsburgh	2	2	0	vs. Villanova	0	2	0	
at Wake Forest	6	5	0					
at Duke	0	2	1					
Boston College	0	2	0					
UNC	0	3	0					
Florida State	0	1	0					
at NC State	16	6	0					
Virginia Tech	8	1	1					
at Louisville	8	5	0					
Georgia Tech	2	3	0					
Clemson	12	2	1					
at Virginia	6	3	1					
Duke	3	5	0					
at Virginia Tech	0	2	0					
vs Florida State	0	2	0					
vs Syracuse	0	1	0					
vs UNC	2	2	0					
vs Michigan St.	5	3	0					

### SEASON/CAREER HIGHS

- Points**  
Season: 15 at NC State, 1/21/18  
Career: 16 at NC State, 2/4/17  
ACC: 16 at NC State, 2/4/17
- Rebounds**  
Season: 10 Gardner-Webb, 11/10/17  
Career: 10 Gardner-Webb, 11/10/17  
ACC: 7 NC State, 12/31/16
- Assists**  
Season: 2 Navy, 11/12/17  
Career: 2 Navy, 11/12/17  
ACC: 1 6x, last at Pitt, 12/30/17
- Steals**  
Season: 1 5x, last at Virginia Tech, 2/3/18  
Career: 1 15x, last at Virginia Tech, 2/3/18  
ACC: 1 6x, last at Virginia Tech, 2/3/18
- Blocked Shots**  
Season: 3 Florida A&M, 11/16/17  
Career: 3 4x, last vs. Florida A&M, 11/16/17  
ACC: 3 Notre Dame, 1/12/17
- Field Goals**  
Season: 7 at NC State, 1/21/18  
Career: 7 at NC State, 1/21/18  
ACC: 7 at NC State, 1/21/18
- Field-Goal Attempts**  
Season: 7 2x, last at NC State, 1/21/18  
Career: 10 Clemson, 2/18/17  
ACC: 10 Clemson, 2/18/17
- Free Throws**  
Season: 2 2x, last vs. Navy, 11/12/17  
Career: 5 vs. Mississippi State, 11/19/15  
ACC: 4 2x, last at NC State, 2/4/17
- Free-Throw Attempts**  
Season: 4 Gardner-Webb, 11/10/17  
Career: 7 vs. Mississippi State, 11/19/15  
ACC: 6 at North Carolina, 2/20/16
- Minutes**  
Season: 22 Gardner-Webb, 11/10/17  
Career: 27 at NC State, 2/4/17  
ACC: 27 at NC State, 2/4/17

### CAREER DOUBLE-DOUBLES

14p, 10r vs. Gardner-Webb, 11/10/17

CAREER STATISTICS				3-Point			Free Throws			Rebounds				Scoring											
Season	GP	GS	Min.	Avg.	FG	FGA	Pct.	FG	FGA	Pct.	FT	FTA	Pct.	Off.	Def.	Tot.	Avg.	PF	FO	Ast.	TO	Blk	Stl	Pts.	Avg.
2015-16	15	0	79	5.3	10	16	.625	0	0	.000	12	19	.632	13	6	19	1.3	17	0	3	5	3	2	32	2.1
2016-17	32	9	417	13.0	53	98	.541	0	0	.000	29	42	.690	47	50	97	3.0	75	2	6	27	25	7	135	4.2
2017-18	22	0	308	14.0	44	67	.657	0	0	.000	9	21	.429	33	42	75	3.4	51	1	5	21	15	7	97	4.4
<b>TOTAL</b>	<b>69</b>	<b>9</b>	<b>804</b>	<b>11.7</b>	<b>107</b>	<b>181</b>	<b>.591</b>	<b>0</b>	<b>0</b>	<b>.000</b>	<b>50</b>	<b>82</b>	<b>.610</b>	<b>93</b>	<b>98</b>	<b>191</b>	<b>2.8</b>	<b>143</b>	<b>3</b>	<b>14</b>	<b>53</b>	<b>43</b>	<b>16</b>	<b>264</b>	<b>3.8</b>





# 2 CHRIS LYKES

Fr. • 5-7 • 161 • Guard  
Mitchellville, Md.  
Gonzaga College HS

### 2017-18 HONORS

- ACC Rookie of the Week - Jan. 8

### 2017-18 HIGHLIGHTS

- Has hit at least one 3-pointer in 18 of 22 games, including two or more in seven of last 11 contests
- Has recorded four or more assists in four of last five games
- Averaging 9.6 points per game in ACC play (fifth on team); scored in double figures in five ACC games

- Hit a 3-pointer and played 18 minutes in college debut against Gardner-Webb (11/10)
- Scored 13 points and dished out four assists in win over Florida A&M (11/16)
- Scored 10 points and added three steals in win at No. 12 Minnesota (11/29)
- Recorded 10 points (2-3 3FG) in ACC opener at Pitt (12/30)
- Scored eight points and handed out five assists at Georgia Tech (1/3)
- Recorded 18 points on 6-of-10

shooting in season-high 25 minutes in win over Florida State (1/7)

- Named ACC Rookie of Week on Jan. 8 after GT/FSU performances
- Scored 13 points (3-5 3FG) at Clemson (1/13)
- Made first college start at NC State (1/21)
- Started and played season-high 33 minutes against Pitt, scoring 13 points and dishing out five assists (1/31)

### CAREER HIGHS

#### Points

Career: 18 Florida State, 1/7/18  
ACC: 18 Florida State, 1/7/18

#### Rebounds

Career: 5 at Hawai'i, 12/23/17  
ACC: 3 Pitt, 1/31/18

#### Assists

Career: 5 4x, last vs. Pitt, 1/31/18  
ACC: 5 4x, last vs. Pitt, 1/31/18

#### Steals

Career: 3 at Minnesota, 11/29/17  
ACC: 1 3x, last at NC State, 1/21/18

#### Blocked Shots

Career: 1 at NC State, 1/21/18  
ACC: 1 at NC State, 1/21/18

#### Field Goals

Career: 6 Florida State, 1/7/18  
ACC: 6 Florida State, 1/7/18

#### Field-Goal Attempts

Career: 13 Duke, 1/15/18  
ACC: 13 Duke, 1/15/18

#### Free Throws

Career: 4 Florida State, 1/7/18  
ACC: 4 Florida State, 1/7/18

#### Free-Throw Attempts

Career: 8 Florida State, 1/7/18  
ACC: 8 Florida State, 1/7/18

#### 3-Point Field Goals

Career: 3 2x, last at Clemson, 1/13/18  
ACC: 3 at Clemson, 1/13/18

#### 3-Point Field-Goal Attempts

Career: 8 at Georgia Tech, 1/3/18  
ACC: 8 at Georgia Tech, 1/3/18

#### Minutes

Career: 33 Pitt, 1/31/18  
ACC: 33 Pitt, 1/31/18

### 2017-18 GAME-BY-GAME

	GS	Min	FG	Pct	3FG	Pct	FT	Pct	O-D-T	Avg	PF	FO	A	TO	Blk	Stl	Pts	Avg
Gardner-Webb	18	1-6	.167	1-5	.200	0-0	.000	0-1-1	1.0	3	0	1	4	0	1	3	3.0	
Navy	17	3-5	.600	2-2	1.000	0-0	.000	0-1-1	1.0	2	0	2	0	2	0	2	8	5.5
Florida A&M	21	4-7	.571	3-6	.500	2-3	.667	0-1-1	1.0	2	0	4	1	0	1	13	8.0	
vs. La Salle	6	0-2	.000	0-0	.000	0-0	.000	0-1-1	1.0	2	0	0	1	0	0	0	6.0	
North Florida	19	4-9	.444	2-5	.400	0-1	.000	0-0-0	0.8	2	0	4	1	0	1	10	6.8	
at Minnesota	19	4-8	.500	2-6	.333	0-0	.000	0-1-1	0.8	3	0	0	1	0	3	10	7.3	
vs. Princeton	13	2-6	.333	1-3	.333	0-0	.000	0-1-1	0.9	2	0	2	1	0	1	5	7.0	
Boston University	20	3-5	.600	2-3	.667	0-0	.000	0-0-0	0.8	1	0	0	2	0	0	8	7.1	
at George Washington	12	1-5	.200	1-3	.333	0-0	.000	0-0-0	0.7	2	0	1	1	0	0	3	6.7	
at Hawai'i	19	3-7	.429	1-3	.333	0-0	.000	1-4-5	1.1	1	0	0	1	0	1	7	6.7	
vs New Mexico State	11	0-5	.000	0-4	.000	1-2	.500	0-1-1	1.1	2	0	0	2	0	0	1	6.2	
vs Middle Tennessee	17	3-5	.600	2-3	.667	0-0	.000	0-0-0	1.0	2	0	2	1	0	1	8	6.3	
at Pittsburgh	17	3-5	.600	2-3	.667	2-2	1.000	0-1-1	1.0	2	0	0	3	0	0	10	6.6	
at Georgia Tech	20	2-10	.200	2-8	.250	2-2	1.000	0-0-0	0.9	2	0	5	3	0	0	8	6.7	
Florida State	25	6-10	.600	2-4	.500	4-8	.500	1-0-1	0.9	3	0	2	1	0	1	18	7.5	
at Clemson	26	5-8	.625	3-5	.600	0-0	.000	0-1-1	0.9	1	0	1	3	0	1	13	7.8	
Duke	27	5-13	.385	1-6	.167	2-2	1.000	0-1-1	0.9	1	0	2	1	0	0	13	8.1	
at NC State	* 22	3-7	.429	0-2	.000	0-0	.000	0-2-2	1.0	1	0	5	2	1	1	6	8.0	
Louisville	20	2-6	.333	2-6	.333	3-5	.600	0-0-0	0.9	1	0	4	0	0	1	9	8.1	
at Florida State	13	0-4	.000	0-3	.000	0-0	.000	0-0-0	0.9	3	0	5	1	0	0	0	7.7	
Pittsburgh	* 33	3-10	.300	2-6	.333	5-8	.625	0-3-3	1.0	2	0	5	2	0	0	13	7.9	
at Virginia Tech	* 21	2-4	.500	1-3	.333	1-2	.500	0-2-2	1.0	2	0	0	4	0	0	6	7.8	
Wake Forest																		
at Boston College																		
Virginia																		
Syracuse																		
at Notre Dame																		
Boston College																		
at North Carolina																		
Virginia Tech																		

### CAREER STATISTICS

Season	GP	GS	Min.	Avg.	FG	FGA	Pct.	3-Point	Free Throws	Rebounds	PF	FO	Ast.	TO	Blk	Stl	Scoring								
								FG	FTA	Pct.	Off.	Def.	Tot.	Avg.			Pts.	Avg.							
2017-18	22	3	416	18.9	59	147	.401	32	89	.360	22	35	629	2	21	23	1.0	42	0	45	36	1	15	172	7.8





# 14 RODNEY MILLER JR.

**So. • 7-0 • 255 • Center**  
**Laurelton, N.Y.**  
**Oak Hill Academy**

### 2017-18 HIGHLIGHTS

- Has played in 10 games off bench
- Scored four points in five minutes of action against Navy (11/12)
- Played season-high six minutes against Middle Tennessee (12/25)
- Scored two points and matched career high with three rebounds at Virginia Tech (2/3)

### 2017-18 GAME-BY-GAME

	GS	Min	FG	Pct	3FG	Pct	FT	Pct	O-D-T	Avg	PF	FO	A	TO	Blk	Stl	Pts	Avg
Gardner-Webb	4	0-1	.000	0-0	.000	0-1	.000	0-1-1	1.0	0	0	0	0	0	0	0	0	0.0
Navy	5	2-3	.667	0-0	.000	0-2	.000	0-0-0	0.5	1	0	0	0	0	0	4	2.0	
Florida A&M	6	1-1	1.000	0-0	.000	0-0	.000	0-1-1	0.7	0	0	0	0	0	0	2	2.0	
vs. La Salle	1	0-0	.000	0-0	.000	0-1	.000	0-0-0	0.5	0	0	0	0	0	0	0	1.5	
North Florida	DNP																	
at Minnesota	DNP																	
vs. Princeton	3	1-1	1.000	0-0	.000	0-1	.000	0-0-0	0.4	0	0	0	0	0	0	2	1.6	
Boston University	DNP																	
at George Washington	DNP																	
at Hawai'i	DNP																	
vs. New Mexico State	3	0-0	.000	0-0	.000	0-0	.000	0-1-1	0.5	1	0	0	1	0	0	0	1.3	
vs Middle Tennessee	6	1-1	1.000	0-0	.000	0-0	.000	0-0-0	0.4	2	0	0	1	0	0	2	1.4	
at Pittsburgh	3	0-2	.000	0-0	.000	0-0	.000	0-0-0	0.4	0	0	0	0	0	0	0	1.3	
at Georgia Tech	1	0-0	.000	0-0	.000	0-0	.000	0-0-0	0.3	0	0	0	0	0	0	0	1.1	
Florida State	DNP																	
at Clemson	DNP																	
Duke	DNP																	
at NC State	DNP																	
Louisville	DNP																	
at Florida State	DNP																	
Pittsburgh	DNP																	
at Virginia Tech	4	1-2	.500	0-0	.000	0-0	.000	2-1-3	0.6	1	0	0	1	1	0	2	1.2	
Wake Forest	DNP																	
at Boston College	DNP																	
Virginia	DNP																	
Syracuse	DNP																	
at Notre Dame	DNP																	
Boston College	DNP																	
at North Carolina	DNP																	
Virginia Tech	DNP																	

### SEASON/CAREER HIGHS

#### Points

Season: 4 Navy, 11/12/17  
Career: 5 Western Carolina, 11/11/16  
ACC: 2 2x, last at Virginia Tech, 2/3/18

#### Rebounds

Season: 3 at Virginia Tech, 2/3/18  
Career: 3 2x, last at Virginia Tech, 2/3/18  
ACC: 3 at Virginia Tech, 2/3/18

#### Assists

Season: -  
Career: -  
ACC: -

#### Steals

Season: -  
Career: -  
ACC: -

#### Blocked Shots

Season: 1 at Virginia Tech, 2/3/18  
Career: 1 at Virginia Tech, 2/3/18  
ACC: 1 at Virginia Tech, 2/3/18

#### Field Goals

Season: 2 Navy, 11/12/17  
Career: 2 at North Florida, 11/16/16  
ACC: 1 2x last at Virginia Tech, 2/3/18

#### Field-Goal Attempts

Season: 3 Navy, 11/12/17  
Career: 4 Western Carolina, 11/11/16  
ACC: 3 vs. North Carolina, 3/9/17

#### Free Throws

Season: -  
Career: 3 Western Carolina, 11/11/16  
ACC: 1 at Wake Forest, 1/18/17

#### Free-Throw Attempts

Season: 1 2x, last vs. Princeton, 12/2/17  
Career: 6 Western Carolina, 11/11/16  
ACC: 2 at Wake Forest, 1/18/17

#### 3-Point Field Goals

Season: -  
Career: -  
ACC: -

#### 3-Point Field-Goal Attempts

Season: -  
Career: -  
ACC: -

#### Minutes

Season: 6 2x, last vs. New Mexico State, 12/23/17  
Career: 11 at North Florida, 11/16/16  
ACC: 8 vs. North Carolina, 3/9/17

### 2016-17


Opponent	P	R	A
WCU	5	2	0
at North Florida	4	3	0
Penn	2	0	0
vs Florida	0	0	0
Rutgers	0	0	0
SC State	0	2	0
FAU	0	0	0
NC State	0	0	0
at Syracuse	0	0	0
at Pittsburgh	0	0	0
at Wake Forest	1	0	0
Florida State	0	0	0
at Louisville	0	0	0
vs North Carolina	2	1	0
vs Michigan St.	0	1	0

### CAREER STATISTICS

Season	GP	GS	Min.	Avg.	3-Point			Free Throws			Rebounds				Scoring										
					FG	FGA	Pct.	FT	FTA	Pct.	Off.	Def.	Tot.	Avg.	PF	FO	Ast.	TO	Blk	Stl	Pts.	Avg.			
2016-17	15	0	57	3.8	5	11	.455	0	0	.000	4	9	.444	4	5	9	0.6	6	0	0	1	1	0	14	0.9
2017-18	10	0	36	3.6	6	11	.545	0	0	.000	0	5	.000	2	4	6	0.6	5	0	0	3	1	0	12	1.2
<b>TOTAL</b>	<b>25</b>	<b>0</b>	<b>93</b>	<b>3.7</b>	<b>11</b>	<b>22</b>	<b>.500</b>	<b>0</b>	<b>0</b>	<b>.000</b>	<b>4</b>	<b>14</b>	<b>.286</b>	<b>6</b>	<b>9</b>	<b>15</b>	<b>0.6</b>	<b>11</b>	<b>0</b>	<b>0</b>	<b>4</b>	<b>2</b>	<b>0</b>	<b>26</b>	<b>1.0</b>







# 1 DEJAN (DJ) VASILJEVIC

**So. • 6-3 • 203 • Guard**  
**Melbourne, Australia**  
**Australian Institute of Sport**

### 2017-18 HIGHLIGHTS

- Leads team in 3-point field goals (45)
- Has hit at least one 3-point in 18 of 22 games, including 13 games with two or more
- Made first college start in 2017-18 season opener against Gardner-Webb after coming off bench in all 33 games last year
- After tough shooting night in opener, bounced back to score 16 points against Navy and 15 against Florida A&M
- Hit 3-of-5 from 3-point range and scored 11 points in win at No. 12 Minnesota (11/29)
- Scored career-high 20 points and hit 5-of-7 3-pointers in win over Princeton (12/2)
- Recorded 15 points and hit 3-of-6

- 3-pointers in win over Boston U. (12/5)
- Averaged 11.3 points and 4.3 rebounds in three games at Diamond Head Classic
- Hit six 3-pointers (five in second half) and matched career high with 20 points at Florida State (1/27)
- Scored 14 points, including nine in the first 5:26, in win at Virginia Tech (2/3)

### SEASON/CAREER HIGHS

- Points**  
 Season: 20 2x, last at Florida St., 1/27/18  
 Career: 20 2x, last at Florida St., 1/27/18  
 ACC: 20 at Florida State, 1/27/18
- Rebounds**  
 Season: 5 3x, last vs. MTSU, 12/25/17  
 Career: 5 3x, last vs. MTSU, 12/25/17  
 ACC: 4 2x, last at NC State, 1/21/18
- Assists**  
 Season: 4 Florida State, 1/7/18  
 Career: 4 Florida State, 1/7/18  
 ACC: 4 Florida State, 1/7/18
- Steals**  
 Season: 2 3x, last vs. Florida State, 1/7/18  
 Career: 2 3x, last vs. Florida State, 1/7/18  
 ACC: 2 2x, last vs. Florida State, 1/7/18
- Blocked Shots**  
 Season: 1 2x, last vs. Boston U., 12/5/17  
 Career: 1 3x, last vs. Boston U., 12/5/17  
 ACC: -
- Field Goals**  
 Season: 7 2x, last at Florida St., 1/27/18  
 Career: 7 2x, last at Florida St., 1/27/18  
 ACC: 7 at Florida State, 1/27/18
- Field-Goal Attempts**  
 Season: 12 Gardner-Webb, 11/10/17  
 Career: 13 vs. South Carolina State, 12/6/16  
 ACC: 12 at Syracuse, 1/4/17
- Free Throws**  
 Season: 2 4x, last vs. MTSU, 12/25/17  
 Career: 3 Rutgers, 11/30/16  
 ACC: 2 2x, last at Virginia, 2/20/17
- Free-Throw Attempts**  
 Season: 2 5x, last at Virginia Tech, 2/3/18  
 Career: 3 Rutgers, 11/30/16  
 ACC: 2 6x, last at Virginia Tech, 2/3/18
- 3-Point Field Goals**  
 Season: 6 at Florida State, 1/27/18  
 Career: 6 2x, last at Florida St., 1/27/18  
 ACC: 6 2x, last at Florida St., 1/27/18
- 3-Point Field-Goal Attempts**  
 Season: 10 2x, last at Florida St., 1/27/18  
 Career: 12 at Syracuse, 1/4/17  
 ACC: 12 at Syracuse, 1/4/17
- Minutes**  
 Season: 35 2x, last at Florida St., 1/27/18  
 Career: 35 2x, last at Florida St., 1/27/18  
 ACC: 35 at Florida State, 1/27/18

### 2017-18 GAME-BY-GAME

	GS	Min	FG	Pct	3FG	Pct	FT	Pct	O-D-T	Avg	PF	FO	A	TO	Blk	Stl	Pts	Avg
Gard-Webb	*	30	2-12	.167	1-10	.100	2-2	1.000	0-2-2	2.0	1	0	0	0	0	0	7	7.0
Navy	*	20	5-10	.500	4-8	.500	2-2	1.000	0-3-3	2.5	2	0	0	0	0	2	16	11.5
Florida A&M	*	31	6-10	.600	3-6	.500	0-0	.000	0-4-4	3.0	2	0	2	0	1	1	15	12.7
vs. La Salle	*	25	3-9	.333	2-4	.500	0-0	.000	1-0-1	2.5	0	0	0	1	0	0	8	11.5
N. Florida	*	22	1-6	.167	0-4	.000	0-0	.000	0-2-2	2.4	0	0	0	0	0	0	2	9.6
at Minnesota	*	18	4-6	.667	3-5	.600	0-0	.000	0-2-2	2.3	3	0	0	0	0	0	11	9.8
vs. Princeton	*	29	7-9	.778	5-7	.714	1-1	1.000	0-3-3	2.4	4	0	1	1	0	0	20	11.3
Boston U.	*	35	6-10	.600	3-6	.500	0-1	.000	0-5-5	2.8	2	0	0	1	1	1	15	11.8
at GW	*	17	3-8	.375	2-6	.333	2-2	1.000	0-1-1	2.6	0	0	0	1	0	0	10	11.6
at Hawai'i	*	27	2-7	.286	2-3	.667	0-0	.000	1-2-3	2.6	1	0	0	0	0	1	6	11.0
vs NMSU	*	33	6-11	.545	2-6	.333	1-1	1.000	0-5-5	2.8	2	0	1	1	0	0	15	11.4
vs MTSU	*	31	4-7	.571	3-6	.500	2-2	1.000	2-3-5	3.0	4	0	1	1	0	1	13	11.5
at Pittsburgh	*	25	1-7	.143	1-5	.200	0-0	.000	1-1-2	2.9	3	0	0	0	0	2	3	10.8
at Ga Tech	*	23	1-4	.250	1-4	.250	0-0	.000	0-1-1	2.8	1	0	0	2	0	0	3	10.3
FSU		27	3-10	.300	1-6	.167	1-1	1.000	1-2-3	2.8	1	0	4	0	0	2	8	10.1
at Clemson		10	0-2	.000	0-2	.000	0-0	.000	0-0-0	2.6	0	0	0	0	0	0	0	9.5
Duke		6	0-3	.000	0-3	.000	0-0	.000	0-2-2	2.6	1	0	0	0	0	0	0	8.9
at NC State		15	2-7	.286	2-6	.333	0-0	.000	0-4-4	2.7	0	0	0	0	0	0	6	8.8
Louisville		6	0-1	.000	0-0	.000	0-0	.000	0-0-0	2.5	1	0	0	0	0	0	0	8.3
at FSU		35	7-11	.636	6-10	.600	0-0	.000	1-1-2	2.5	2	0	0	0	0	0	20	8.9
Pittsburgh	*	26	3-7	.429	2-5	.400	0-1	.000	2-1-3	2.5	1	0	0	0	0	1	8	8.9
at Va Tech	*	31	5-9	.556	2-6	.333	2-2	1.000	0-1-1	2.5	1	0	0	1	0	0	14	9.1
Wake Forest																		
at BC																		
Virginia																		
Syracuse																		
at ND																		
BC																		
at UNC																		
Va Tech																		

2016-17		P	R	A
WCU		11	2	2
at North Florida		13	1	0
Penn		11	0	1
vs Stanford		3	1	1
vs Florida		5	0	0
vs Iowa State		0	0	0
Rutgers		3	1	1
vs Wofford		6	2	0
SC State		17	2	2
FAU		2	2	0
GW		6	3	0
Columbia		3	1	1
NC State		3	2	0
at Syracuse		18	0	0
Notre Dame		3	0	1
at Pittsburgh		6	2	1
at Wake Forest		3	0	0
at Duke		0	1	0
Boston College		3	1	0
North Carolina		3	1	0
Florida State		3	1	0
at NC State		0	1	0
Virginia Tech		5	1	0
at Louisville		3	0	0
Georgia Tech		13	2	1
Clemson		5	3	1
at Virginia		10	4	0
Duke		0	2	0
at Virginia Tech		9	1	0
vs Florida State		9	3	0
vs Syracuse		13	1	1
vs North Carolina		6	1	1
vs Michigan St.		2	2	1

CAREER STATISTICS					3-Point			Free Throws			Rebounds				Scoring										
Season	GP	GS	Min.	Avg.	FG	FGA	Pct.	FG	FGA	Pct.	FT	FTA	Pct.	Off.	Def.	Tot.	Avg.	PF	FO	Ast.	TO	Blk	Stl	Pts.	Avg.
2016-17	33	0	577	17.5	65	182	.357	51	146	.349	16	20	.800	5	39	44	1.3	31	0	15	13	1	11	197	6.0
2017-18	22	16	522	23.7	71	166	.428	45	118	.381	13	15	.867	9	45	54	2.5	32	0	9	9	2	11	200	9.1
<b>TOTAL</b>	<b>55</b>	<b>16</b>	<b>1099</b>	<b>20.0</b>	<b>136</b>	<b>348</b>	<b>.391</b>	<b>96</b>	<b>264</b>	<b>.364</b>	<b>29</b>	<b>35</b>	<b>.829</b>	<b>14</b>	<b>84</b>	<b>98</b>	<b>1.8</b>	<b>63</b>	<b>0</b>	<b>24</b>	<b>22</b>	<b>3</b>	<b>22</b>	<b>397</b>	<b>7.2</b>



# 21 SAM WAARDENBURG

**R-Fr. • 6-10 • 217 • Forward**  
Henderson, New Zealand  
Rangitoto College

### 2017-18 HIGHLIGHTS

- Has played in 11 games off bench, including five straight in ACC play
- Did not play in first three games of season (back)
- 
- Made solid Miami debut with seven points and two rebounds in 12 minutes of action vs. La Salle (11/22)
- Scored nine points and added six rebounds against North Florida (11/25)
- Saw first action in ACC play in final minute of first half at NC State (1/21)
- Played 13 minutes off bench against Louisville and recorded career-high seven rebounds (1/24)

### 2017-18 GAME-BY-GAME

	GS	Min	FG	Pct	3FG	Pct	FT	Pct	O-D-T	Avg	PF	FO	A	TO	Blk	Stl	Pts	Avg	
Gardner-Webb																			
Navy																			
Florida A&M																			
vs. La Salle	13	3-6	.500	1-1	1.000	0-0	.000	1-1-2	2.0	0	0	0	0	0	0	0	7	7.0	
North Florida	16	4-9	.444	1-2	.500	0-0	.000	4-2-6	4.0	3	0	1	1	1	1	1	9	8.0	
at Minnesota	10	0-2	.000	0-1	.000	0-0	.000	1-0-1	3.0	1	0	0	2	0	0	0	0	5.3	
vs. Princeton	8	0-2	.000	0-1	.000	0-0	.000	1-3-4	3.3	1	0	0	0	0	0	0	0	4.0	
Boston University	9	0-1	.000	0-1	.000	0-0	.000	2-0-2	3.0	0	0	0	1	0	0	0	0	3.2	
at George Washington																			
at Hawai'i																			
vs. New Mexico State	3	0-1	.000	0-0	.000	0-0	.000	0-0-0	2.5	0	0	0	1	0	0	0	0	2.7	
vs. Middle Tennessee																			
at Pittsburgh																			
at Georgia Tech																			
Florida State																			
at Clemson																			
Duke																			
at NC State	1	0-0	.000	0-0	.000	0-0	.000	0-0-0	2.1	0	0	0	0	0	1	0	0	2.3	
Louisville	13	0-1	.000	0-1	.000	0-0	.000	3-4-7	2.8	0	0	1	1	1	0	0	0	2.0	
at Florida State	12	2-2	1.000	1-1	1.000	0-0	.000	0-1-1	2.6	4	0	0	0	0	0	0	5	2.3	
Pittsburgh	15	1-3	.333	0-1	.000	2-2	1.000	3-1-4	2.7	1	0	1	2	0	0	0	4	2.5	
at Virginia Tech	21	1-1	1.000	1-1	1.000	0-0	.000	0-5-5	2.9	3	0	0	1	1	0	3	2.5		
Wake Forest																			
at Boston College																			
Virginia																			
Syracuse																			
at Notre Dame																			
Boston College																			
at North Carolina																			
Virginia Tech																			

### CAREER HIGHS

#### Points

Career: 9 North Florida, 11/25/17  
ACC: 5 at Florida State, 1/27/18

#### Rebounds

Career: 7 Louisville, 1/24/18  
ACC: 7 Louisville, 1/24/18

#### Assists

Career: 1 3x, last vs. Pitt, 1/31/18  
ACC: 1 2x, last vs. Pitt, 1/31/18

#### Steals

Career: 1 2x, last at NC State, 1/21/18  
ACC: 1 at NC State, 1/21/18

#### Blocked Shots

Career: 1 3x, last at Virginia Tech, 2/3/18  
ACC: 1 2x, last at Virginia Tech, 2/3/18

#### Field Goals

Career: 4 North Florida, 11/25/17  
ACC: 2 at Florida State, 1/27/18

#### Field-Goal Attempts

Career: 9 North Florida, 11/25/17  
ACC: 3 Pitt, 1/31/18

#### Free Throws

Career: 2 Pitt, 1/31/18  
ACC: 2 Pitt, 1/31/18

#### Free-Throw Attempts

Career: 2 2x, last vs. Pitt, 1/31/18  
ACC: 2 Pitt, 1/31/18

#### 3-Point Field Goals

Career: 1 4x, last at Virginia Tech, 2/3/18  
ACC: 1 2x, last at Virginia Tech, 2/3/18

#### 3-Point Field-Goal Attempts

Career: 2 North Florida, 11/25/17  
ACC: 1 3x, last at Virginia Tech, 2/3/18

#### Minutes

Career: 21 at Virginia Tech, 2/3/18  
ACC: 21 at Virginia Tech, 2/3/18

### CAREER STATISTICS

Season	GP	GS	Min.	Avg.	3-Point			Free Throws			Rebounds				Scoring										
					FG	FGA	Pct.	FT	FTA	Pct.	Off.	Def.	Tot.	Avg.	PF	FO	Ast.	TO	Blk	Stl	Pts.	Avg.			
2017-18	11	0	121	11.0	11	28	.393	4	10	.400	2	2	1.000	15	17	32	2.9	13	0	3	9	3	2	28	2.5



## 4 LONNIE WALKER IV

Fr. • 6-5 • 204 • Guard

Reading, Pa.

Reading HS

### 2017-18 HONORS

- ACC Co-Rookie of the Week - Feb. 5
- ACC Co-Rookie of the Week - Jan. 29
- ACC Rookie of the Week - Dec. 11

### 2017-18 HIGHLIGHTS

- Ranks eighth among all ACC freshmen in scoring (11.0 ppg)
- Ranks 21st in conference in scoring (14.4) and ninth in free-throw pct. (.852) in ACC play
- Averaging 18.6 points and 4.1 rebounds per game and shooting 44.9 percent from 3-point range (22-49) in his seven starts this season

- Scored 10 points and added five assists in college debut (11/10)
- Left Florida A&M game in first half with left ankle injury (11/16)
- Scored five points in homecoming game in Reading, Pa., against La Salle (11/22)
- Recorded 12 points and five rebounds against Princeton (12/2)

- Made first start against Boston U. (12/5) and had big game, recording career highs in points (26) and rebounds (7); was 9-for-15 from field, including 5-for-7 from 3-point range

- Named ACC Rookie of Week after BU performance (12/11)

- Scored 13 points and grabbed five rebounds at GW (12/16)

- Left Middle Tennessee game in first half with injury (held out in second half for precautionary reasons)

- Scored 16 points and pulled down seven rebounds at Clemson (1/13)

- Hit 5-of-8 3-pointers and scored 19 points with four steals against Duke (1/15)

- Scored 25 points, including game-tying layup with four seconds left in regulation, in OT win over Louisville (1/24)

- Recorded 23 points at Florida State (1/27)

- Named ACC Rookie of Week for second time after UofL/FSU performances (1/29)

- Scored 14 points, including eight in the final 3:22, in win at Virginia Tech (2/3)

### 2017-18 GAME-BY-GAME

	GS	Min	FG	Pct	3FG	Pct	FT	Pct	O-D-T	Avg	PF	FO	A	TO	Blk	Stl	Pts	Avg
Gardner-Webb	25	4-5	.800	2-3	.667	0-0	.000	1-1-2	2.0	0	0	5	2	0	0	10	10.0	
Navy	24	3-7	.429	1-5	.200	1-1	1.000	0-2-2	2.0	0	0	1	0	1	1	8	9.0	
Florida A&M	10	2-4	.500	1-2	.500	0-0	.000	0-2-2	2.0	0	0	0	0	0	1	5	7.7	
vs. La Salle	27	2-8	.250	0-4	.000	1-2	.500	1-1-2	2.0	0	0	2	0	0	2	5	7.0	
North Florida	22	2-5	.400	0-1	.000	3-4	.750	0-1-1	1.8	3	0	1	0	0	1	7	7.0	
at Minnesota	19	2-8	.250	1-5	.200	1-2	.500	0-2-2	1.8	1	0	1	0	0	1	6	6.8	
vs. Princeton	20	4-7	.571	3-4	.750	1-2	.500	0-5-5	2.3	0	0	1	2	1	0	12	7.6	
Boston University	* 28	9-15	.600	5-7	.714	3-3	1.000	0-7-7	2.9	2	0	2	4	0	0	26	9.9	
at George Washington	27	6-14	.429	1-7	.143	0-2	.000	2-3-5	3.1	3	0	3	1	1	1	13	10.2	
at Hawai'i	22	3-5	.600	1-3	.333	1-1	1.000	0-1-1	2.9	1	0	1	2	0	2	8	10.0	
vs New Mexico State	18	0-5	.000	0-1	.000	2-3	.667	2-2-4	3.0	3	0	0	0	0	0	2	9.3	
vs Middle Tennessee	5	0-1	.000	0-1	.000	0-0	.000	0-0-0	2.8	0	0	0	1	0	0	0	8.5	
at Pittsburgh	29	2-7	.286	0-2	.000	4-4	1.000	0-0-0	2.5	1	0	1	1	1	1	8	8.5	
at Georgia Tech	23	3-8	.375	0-3	.000	0-1	.000	0-5-5	2.7	2	0	0	2	1	2	6	8.3	
Florida State	* 15	2-5	.400	1-3	.333	0-0	.000	0-0-0	2.5	1	0	0	3	0	1	5	8.1	
at Clemson	* 29	6-16	.375	1-6	.167	3-5	.600	3-4-7	2.8	2	0	1	0	1	1	16	8.6	
Duke	* 33	6-17	.353	5-8	.625	2-2	1.000	0-2-2	2.8	2	0	2	0	0	4	19	9.2	
at NC State	30	4-7	.571	2-4	.500	2-2	1.000	1-1-2	2.7	2	0	1	0	0	2	12	9.3	
Louisville	* 40	9-18	.500	4-9	.444	3-3	1.000	0-4-4	2.8	3	0	3	1	1	2	25	10.2	
at Florida State	* 41	8-15	.533	4-8	.500	3-4	.750	1-3-4	2.9	5	1	5	1	1	0	23	10.8	
Pittsburgh	* 37	4-10	.400	2-8	.250	6-6	1.000	0-5-5	3.0	1	0	3	2	0	0	16	11.0	
at Virginia Tech	* 34	5-15	.333	3-8	.375	1-2	.500	1-2-3	3.0	3	0	3	1	2	2	14	11.2	
Wake Forest																		
at Boston College																		
Virginia																		
Syracuse																		
at Notre Dame																		
Boston College																		
at North Carolina																		
Virginia Tech																		

### CAREER HIGHS

#### Points

Career: 26 Boston University, 12/5/17  
ACC: 25 Louisville, 1/24/18

#### Rebounds

Career: 7 2x, last at Clemson, 1/13/18  
ACC: 7 at Clemson, 1/13/18

#### Assists

Career: 5 2x, last at Florida State, 1/27/18  
ACC: 5 at Florida State, 1/27/18

#### Steals

Career: 4 Duke, 1/15/18  
ACC: 4 Duke, 1/15/18

#### Blocked Shots

Career: 2 at Virginia Tech, 2/3/18  
ACC: 2 at Virginia Tech, 2/3/18

#### Field Goals

Career: 9 2x, last vs. Louisville, 1/24/18  
ACC: 9 Louisville, 1/24/18

#### Field-Goal Attempts

Career: 18 Louisville, 1/24/18  
ACC: 18 Louisville, 1/24/18

#### Free Throws

Career: 6 Pitt, 1/31/18  
ACC: 6 Pitt, 1/31/18

#### Free-Throw Attempts

Career: 6 Pitt, 1/31/18  
ACC: 6 Pitt, 1/31/18

#### 3-Point Field Goals

Career: 5 2x, last vs. Duke, 1/15/18  
ACC: 5 Duke, 1/15/18

#### 3-Point Field-Goal Attempts

Career: 9 Louisville, 1/24/18  
ACC: 9 Louisville, 1/24/18

#### Minutes

Career: 41 at Florida State, 1/27/18  
ACC: 41 at Florida State, 1/27/18

### CAREER STATISTICS

Season	GP	GS	Min.	Avg.	FG	FGA	Pct.	3-Point			Free Throws			Rebounds			Scoring								
2017-18	22	8	558	25.4	86	202	.426	37	102	.363	37	49	.755	12	53	65	3.0	35	1	36	23	10	24	246	11.2



# 2017-18 MIAMI BASKETBALL ROSTER

## NUMERICAL ROSTER

No.	Name	Yr.	Pos.	Ht.	Wt.	Hometown/Previous School
0	Ja'Quan Newton	Sr.	G	6-3	191	Philadelphia, Pa. / Neumann-Goretti HS
1	Dejan Vasiljevic	So.	G	6-3	203	Melbourne, Australia / Australian Institute of Sport
2	Chris Lykes	Fr.	G	5-7	161	Mitchellville, Md. / Gonzaga College HS
3	Anthony Lawrence II	Jr.	G	6-7	210	St. Petersburg, Fla. / Lakewood Senior HS
4	Lonnie Walker IV	Fr.	G	6-5	204	Reading, Pa. / Reading HS
5	Mike Robinson	Sr.	G	5-10	170	New Britain, Conn. / New Britain HS
10	Miles Wilson <sup>^</sup>	So.	G	6-5	198	Baltimore, Md. / Mount St. Mary's
11	Bruce Brown Jr.	So.	G	6-5	205	Boston, Mass. / Vermont Academy
14	Rodney Miller Jr.	So.	C	7-0	255	Laurelton, N.Y. / Oak Hill Academy
15	Ebuka Izundu	Jr.	C	6-10	235	Charlotte, N.C. / Victory Christian Center / Nigeria
20	Dewan Huell	So.	F	6-11	236	Miami, Fla. / Miami Norland HS
21	Sam Waardenburg	R-Fr.	F	6-10	217	Henderson, New Zealand / Rangitoto College
22	Deng Gak <sup>#</sup>	Fr.	F	6-10	195	Sydney, Australia / Blair Academy (N.J.)
35	Chris Stowell	Sr.	F	6-6	208	Exeter, N.H. / Tilton School (N.H.) / Exeter HS

## ALPHABETICAL ROSTER

No.	Name	Yr.	Pos.	Ht.	Wt.	Hometown/Previous School
11	Bruce Brown Jr.	So.	G	6-5	205	Boston, Mass. / Vermont Academy
22	Deng Gak <sup>#</sup>	Fr.	F	6-10	195	Sydney, Australia / Blair Academy (N.J.)
20	Dewan Huell	So.	F	6-11	236	Miami, Fla. / Miami Norland HS
15	Ebuka Izundu	Jr.	C	6-10	235	Charlotte, N.C. / Victory Christian Center / Nigeria
3	Anthony Lawrence II	Jr.	G	6-7	210	St. Petersburg, Fla. / Lakewood Senior HS
2	Chris Lykes	Fr.	G	5-7	161	Mitchellville, Md. / Gonzaga College HS
14	Rodney Miller Jr.	So.	C	7-0	255	Laurelton, N.Y. / Oak Hill Academy
0	Ja'Quan Newton	Sr.	G	6-3	191	Philadelphia, Pa. / Neumann-Goretti HS
5	Mike Robinson	Sr.	G	5-10	170	New Britain, Conn. / New Britain HS
35	Chris Stowell	Sr.	F	6-6	208	Exeter, N.H. / Tilton School (N.H.) / Exeter HS
1	Dejan Vasiljevic	So.	G	6-3	203	Melbourne, Australia / Australian Institute of Sport
21	Sam Waardenburg	R-Fr.	F	6-10	217	Henderson, New Zealand / Rangitoto College
4	Lonnie Walker IV	Fr.	G	6-5	204	Reading, Pa. / Reading HS
10	Miles Wilson <sup>^</sup>	So.	G	6-5	198	Baltimore, Md. / Mount St. Mary's

<sup>^</sup> sitting out 2017-18 season per NCAA transfer regulations

<sup>#</sup> redshirting 2017-18 season

**Head Coach:** Jim Larrañaga, Providence '71, seventh season

**Associate Head Coach:** Chris Caputo, Westfield State (Mass.) '02, seventh season

**Assistant Coach:** Jamal Brunt, Randolph-Macon '03, third season

**Assistant Coach:** Adam Fisher, Penn State '06, '09, third season

**Director of Operations:** Lamont Franklin, UNC Wilmington '97, first season

**Strength & Conditioning Coach:** Steve Felde, Concordia University (Wis.) '03

**Associate Athletic Trainer:** Javier Jimenez, Temple '06

**Associate Director of Operations:** Jeff Dyer, Delaware '14

**Player Development Assistant:** Chaison Allen, Northeastern '11

## PRONUNCIATION GUIDE

Dewan Huell ..... Duh-WAHN HUE-ull  
 Ebuka Izundu ..... ee-BOO-kuh ee-ZOON-du  
 Ja'Quan Newton ..... Juh-QUAN  
 Chris Stowell ..... Stole  
 Dejan Vasiljevic ..... DAY-on Vass-EE-luh-vitch

HC Jim Larrañaga ..... LARE-uh-NAY-guh  
 AC Chris Caputo ..... Cuh-POO-toe  
 SC Steve Felde ..... FELL-dee  
 AT Javier Jimenez ..... Hah-VEE-air Him-EN-ez

## CLASS BREAKDOWN

### FRESHMEN (4)

Deng Gak  
 Chris Lykes  
 Sam Waardenburg\*  
 Lonnie Walker IV  
 \* - Redshirt

### SOPHOMORES (5)

Bruce Brown Jr.  
 Dewan Huell  
 Rodney Miller Jr.  
 Dejan "DJ" Vasiljevic  
 Miles Wilson

### JUNIORS (2)

Ebuka Izundu  
 Anthony Lawrence II

### SENIORS (3)

Ja'Quan Newton  
 Mike Robinson  
 Chris Stowell

## GEOGRAPHIC BREAKDOWN

### UNITED STATES

**Connecticut**  
 Mike Robinson

### Florida

Dewan Huell  
 Anthony Lawrence II

### Maryland

Chris Lykes  
 Miles Wilson

### Massachusetts

Bruce Brown Jr.

### New Hampshire

Chris Stowell

### New York

Rodney Miller Jr.

### Pennsylvania

Ja'Quan Newton  
 Lonnie Walker IV

## INTERNATIONAL

### Australia

Dejan Vasiljevic  
 Deng Gak

### New Zealand

Sam Waardenburg

### Nigeria


Ebuka Izundu



# TV/RADIO ROSTER



**0 JA'QUAN NEWTON**  
Senior • G • 6-3 • 191  
Philadelphia, Pa.



**1 DEJAN (DJ) VASILJEVIC**  
Soph. • G • 6-3 • 203  
Melbourne, Australia



**2 CHRIS LYKES**  
Freshman • G • 5-7 • 161  
Mitchellville, Md.




**3 ANTHONY LAWRENCE II**  
Junior • G • 6-7 • 210  
St. Petersburg, Fla.



**4 LONNIE WALKER IV**  
Freshman • G • 6-4 • 204  
Reading, Pa.



**5 MIKE ROBINSON**  
Senior • G • 5-10 •  
New Britain, Conn.



**10 MILES WILSON**  
Soph. • G • 6-5 • 198  
Baltimore, Md.




**11 BRUCE BROWN JR.**  
Soph. • G • 6-5 • 205  
Boston, Mass.



**14 RODNEY MILLER JR.**  
Soph. • C • 7-0 • 255  
Laurelton, N.Y.



**15 EBUKA IZUNDU**  
Junior • C • 6-10 • 235  
Charlotte, N.C.




**20 DEWAN HUELL**  
Soph. • C • 6-11 • 236  
Miami, Fla.



**21 SAM WAARDENBURG**  
R-Freshman • F • 6-10 • 217  
Henderson, New Zealand



**22 DENG GAK**  
Freshman • F • 6-10 • 195  
Sydney, Australia



**35 CHRIS STOWELL**  
Senior • F • 6-6 • 208  
Exeter, N.H.



**JIM LARRAÑAGA**  
Head Coach



**CHRIS CAPUTO**  
Associate Head Coach



**JAMAL BRUNT**  
Assistant Coach



**ADAM FISHER**  
Assistant Coach