



2015 MIAMI BASEBALL GAME NOTES

Miami Athletic Communications • 5821 San Amaro Drive • Coral Gables, FL 33146

HurricaneSports.com • Facebook: Facebook.com/TheUBaseball • Twitter: @CanesBaseball • Instagram: @TheUBaseball

Home to Four National Championships (1982, 1985, 1999, 2001) and 42 Consecutive NCAA Postseason Appearances

SERIES INFORMATION

Dates: March 13-15, 2015

Game Times: 7 p.m. | 7 p.m. | 1 p.m.

Site: Coral Gables, Fla. / Alex Rodriguez Park (4,999)

Flagship Radio: 560 WOAM | WOAM.com (Friday only)

UM Student Radio: WVUM 90.5 FM | WVUM.org (all games)

Live Stats: HurricaneSports.com

Twitter Updates: @CanesBaseball | @HurricaneSports

Postgame Recap: HurricaneSports.com

Series: Miami leads, 30-13

Coral Gables: Miami leads, 17-5

Raleigh: Miami leads, 10-4

Neutral Site: NC State leads, 4-3

First Meeting: May 19, 1989 - Miami won, 7-4

Last Meeting: March 30, 2014 - Miami won, 12-5

Streak: Miami, three wins

#19 MIAMI

12-6, 1-2 ACC

2014: 44-19, 24-6 ACC (first place, Coastal)

Last Game: March 11, 2015
7-0 win, Stetson

Head Coach: Jim Morris (Elon, 1973)
DI Career: 1,446-637-4 (34th season)
at UM: 942-370-3 (22nd season)

Friday: JR LHP Thomas Woodrey (2-1, 3.28 ERA)
Saturday: JR RHP Enrique Sosa (2-1, 2.78 ERA)
Sunday: R-JR LHP Andy Suarez (0-0, 3.60 ERA)

NC STATE

10-4, 2-1 ACC

2014: 32-23, 13-17 ACC (fifth place, Atlantic)

Last Game: March 11, 2015
9-5 win, at FAU

Head Coach: Elliott Avent (VCU, 1983)
DI Career: 916-638 (26th season)
at NCSU: 690-425 (19th season)

Friday: SO RHP Corey Wilder (1-3, 2.45 ERA)
Saturday: FR LHP Brian Brown (2-0, 2.40 ERA)
Sunday: SO RHP Johnny Piedmonte (1-0, 1.54 ERA)

UM ATHLETICS COMMUNICATIONS

Camron Ghorbi (Miami, 2011)
c.ghorbi@miami.edu | @CamronGhorbi
(305) 284-3230 (office)
(786) 877-7329 (cell)



GAMES 19-21

CORAL GABLES, FL. (ALEX RODRIGUEZ PARK AT MARK LIGHT FIELD)



#19 MIAMI HURRICANES (12-6, 1-2 ACC)

Head Coach: Jim Morris (Elon, 1973)

Career Division I Record: 1,447-637-4 (34th season) | Record at Miami: 943-370-3 (22nd season)



VS.

NORTH CAROLINA STATE WOLFPACK (10-4, 2-1 ACC)

Head Coach: Elliott Avent (Virginia Commonwealth, 1983)

Career Division I Record: 916-638 (26th season) | Record at NCSU: 690-425 (19th season)

WEEKEND SERIES STORY LINES

- After sweeping a midweek pair vs. FGCU & Stetson, Miami opens its ACC home slate with a series against NC State.
- UM has a 30-13 all-time lead in the head-to-head series, and swept the Wolfpack on the road at Doak Field in 2014.
- Miami has won seven of the last 10 against NCSU, but has not played the Wolfpack at Mark Light Field since 2011 (sweep).
- UM finished its most recent five-game homestand with a 4-1 record, and has a 9-1 record at Mark Light Field in 2015.
- Miami is ranked in the top 25 of nearly every major college baseball poll. The Hurricanes check in at #13 in *Perfect Game's* top 25, #19 by *Baseball America*, #20 in the Coaches Poll, #20 by NCBWA and #23 by *Collegiate Baseball*.
- Junior George Iskenderian and sophomore Zack Collins are the only two players to have reached base in all 18 games.
- Junior David Thompson is hitting .421 over the last five games, including a career night vs. FGCU: 4-for-6, 2-R HR, 6 RBI.
- Miami's team batting average (.305) ranks third-best in the ACC, while its team OBP (.419) is the ACC's highest mark.
- Jim Morris became just the eighth coach in Division I baseball history to accumulate 1,400 wins last year. With a 25-4 win over Rutgers in early February, Morris moved into eighth in all-time wins (1,439) for any coach at a four-year college.
- Canes ace Andy Suarez will be making his first start since Opening Day Sunday after an oblique injury in Gainesville.
- A number of Hurricanes have earned 2015 Preseason All-America accolades, including Zack Collins, Bryan Garcia, Andrew Suarez & David Thompson. Collins was a unanimous first-team selection on all major Preseason All-America lists.
- Miami captured the 2014 ACC Baseball Regular Season Championship, finishing atop the ACC with a 24-6 record.

PROJECTED STARTERS



Game 1:
LHP Thomas Woodrey
2-1, 3.28 ERA



Game 2:
RHP Enrique Sosa
2-1, 2.78 ERA



Game 3:
LHP Andy Suarez
0-0, 3.60 ERA

POTENTIAL STARTING LINEUP

Pos.	#	Player	AVG	AB	R	H	2B	3B	HR	RBI	SB-SBA
C	0	Zack Collins	.242	62	15	15	3	2	2	13	5-5
1B	17	Christopher Barr	.273	33	5	9	3	0	0	3	1-1
2B	4	Johnny Ruiz	.216	37	4	8	0	1	0	8	0-0
SS	7	George Iskenderian	.403	67	19	27	5	1	0	12	6-6
3B	8	David Thompson	.358	67	14	24	6	1	2	21	1-3
LF	45	Carl Chester	.282	78	16	22	2	1	3	10	5-8
CF	2	Ricky Eusebio	.356	59	20	21	5	2	0	8	7-8
RF	13	Willie Abreu	.284	67	11	19	3	0	1	14	1-1
DH	40	Garrett Kennedy	.341	41	12	14	4	0	1	6	0-0

UNIVERSITY INFORMATION

Location	Coral Gables, Fla.
Enrollment	15,629
Founded	1925
Nickname	Hurricanes
Colors	Orange (PMS 1665), Green (PMS 3435) and White
President	Donna E. Shalala
Athletics Director	Blake James
Conference	Atlantic Coast Conference
Stadium / Capacity	Alex Rodriguez Park at Mark Light Field / 4,999

BASEBALL COACHING / SUPPORT STAFF

Head Coach	Jim Morris
Record at Miami / Seasons	943-370-3 (.717) / 21
Career Division I Record / Seasons	1,447-637-4 (.694) / 33
Career Coaching Record / Seasons	1,578-677-4 (.698) / 37
Assistant Coach / Recruiting Coordinator / Hitting	Gino DiMare (Miami, 1998)
Assistant Coach / Pitching	J.D. Arteaga (Miami, 2002)
Assistant Coach / Catchers	Michael DeLucia (Campbell, 2013)
Strength & Conditioning Coach	Brian Gabriel (Incarnate Word, 1996)
Athletic Trainer	Kenny Johnson (FIU, 2009)
Director of Baseball Operations / Camps	Robert "G.M." McDaniel (FIU, 2003)

PROGRAM HISTORY

First Year of Baseball	1940
All-Time Program Record	2,417-979-18 (.708)
College World Series Appearances / Last	23 / 2008
College World Series Record	47-38 (.553)
NCAA Regional Appearances/ Last	43 / 2014
NCAA Regional Record	119-43 (.734)
Last Postseason Opponent	Texas Tech / 2014 Coral Gables Regional

TEAM INFORMATION

2014 Overall Record	44-19
2014 ACC Record / Finish	24 - 6 / 1st Place (Coastal Division, ACC)
Letterwinners Returning / Lost	21 / 12

POSTSEASON HISTORY

National Championships: 4 (1982, 1985, 1999, 2001)
ACC Championships: 1 (2008)
College World Series Appearances: 23 (1974, 1978, 1979, 1980, 1981, 1982, 1984, 1985, 1986, 1988, 1989, 1992, 1994, 1995, 1996, 1997, 1998, 1999, 2001, 2003, 2004, 2006, 2008)
Super Regional Appearances: 10 (1999, 2000, 2001, 2002, 2003, 2004, 2005, 2006, 2008, 2010)
Super Regional Titles: 6 (1999, 2001, 2003, 2004, 2006, 2008)
NCAA Regional Appearances: 43 (1971, 1973, 1974, 1975, 1976, 1977, 1978, 1979, 1980, 1981, 1982, 1983, 1984, 1985, 1986, 1987, 1988, 1989, 1990, 1991, 1992, 1993, 1994, 1995, 1996, 1997, 1998, 1999, 2000, 2001, 2002, 2003, 2004, 2005, 2006, 2007, 2008, 2009, 2010, 2011, 2012, 2013, 2014)
NCAA Regional Titles: 27 (1974, 1978, 1979, 1980, 1981, 1982, 1984, 1985, 1986, 1988, 1989, 1992, 1994, 1995, 1996, 1997, 1998, 1999, 2001, 2002, 2003, 2004, 2005, 2006, 2008, 2010)

2015 SCHEDULE (12-6, 1-2 ACC)

DATE	DAY	OPPONENT	TIME (ET)	RESULT
Feb. 5	Thursday	First Pitch Banquet**	6:00 p.m.	
Feb. 7	Saturday	FanFest & Alumni Game**	4:00 p.m.	W (4-1)*
Feb. 13	Friday	RUTGERS	7:00 p.m.	W (5-2)
Feb. 14	Saturday	RUTGERS (G1)	2:00 p.m.	W (9-5)
Feb. 14	Saturday	RUTGERS (G2)	7:00 p.m.	W (9-3)
Feb. 15	Sunday	RUTGERS	1:00 p.m.	W (25-4)
Feb. 18	Wednesday	at FAU	6:30 p.m.	L (3-5)
Feb. 20	Friday	at Florida	7:00 p.m.	L (3-4)
Feb. 21	Saturday	at Florida	7:30 p.m.	W (7-2)
Feb. 22	Sunday	at Florida	1:00 p.m.	L (1-2)
Feb. 25	Wednesday	BARRY	6:00 p.m.	W (5-3)
Feb. 27	Friday	WRIGHT STATE	7:00 p.m.	W (8-7)
Feb. 28	Saturday	WRIGHT STATE	7:00 p.m.	W (4-3)
March 1	Sunday	WRIGHT STATE	1:00 p.m.	L (6-12)
March 3	Tuesday	at Miami Marlins (exhibition)	1:05 p.m.	L (1-7)
March 4	Wednesday	FGCU	6:00 p.m.	W (7-3)
March 7	Saturday	at Louisville* (G1)	1:00 p.m.	L (6-9)
March 7	Saturday	at Louisville* (G2)	4:10 p.m.	W (9-5)
March 8	Sunday	at Louisville*	1:00 p.m.	L (4-5)
March 10	Tuesday	at FGCU	6:30 p.m.	W (15-4)
March 11	Wednesday	STETSON	6:00 p.m.	W (7-0)
March 13	Friday	NC STATE*	7:00 p.m.	
March 14	Saturday	NC STATE*	7:00 p.m.	
March 15	Sunday	NC STATE*	1:00 p.m.	
March 17	Tuesday	ARMY	6:00 p.m.	
March 20	Friday	at Wake Forest*	6:00 p.m.	
March 21	Saturday	at Wake Forest*	4:00 p.m.	
March 22	Sunday	at Wake Forest*	1:00 p.m.	
March 25	Wednesday	FGCU	6:00 p.m.	
March 27	Friday	at North Carolina*	6:30 p.m.	
March 28	Saturday	at North Carolina*	3:00 p.m.	
March 29	Sunday	at North Carolina*	1:00 p.m.	
April 1	Wednesday	BETHUNE-COOKMAN	6:00 p.m.	
April 3	Friday	DUKE*	7:00 p.m.	
April 4	Saturday	DUKE*	7:00 p.m.	
April 5	Sunday	DUKE*	1:00 p.m.	
April 8	Wednesday	FAU	6:00 p.m.	
April 10	Friday	VIRGINIA TECH*	7:00 p.m.	
April 11	Saturday	VIRGINIA TECH*	7:00 p.m.	
April 12	Sunday	VIRGINIA TECH*	1:00 p.m.	
April 15	Wednesday	UCF	6:00 p.m.	
April 17	Friday	at Virginia*	6:00 p.m.	
April 18	Saturday	at Virginia*	4:00 p.m.	
April 19	Sunday	at Virginia*	1:00 p.m.	
April 22	Wednesday	FAU	6:00 p.m.	
April 24	Friday	FLORIDA STATE*	7:00 p.m.	
April 25	Saturday	FLORIDA STATE*	7:00 p.m.	
April 26	Sunday	FLORIDA STATE*	1:00 p.m.	
May 2	Saturday	at Pittsburgh* (G1)	1:00 p.m.	
May 2	Saturday	at Pittsburgh* (G2)	7:00 p.m.	
May 3	Sunday	at Pittsburgh	1:00 p.m.	
May 6	Wednesday	BETHUNE-COOKMAN	6:00 p.m.	
May 8	Friday	NEW YORK TECH	7:00 p.m.	
May 9	Saturday	NEW YORK TECH	7:00 p.m.	
May 10	Sunday	NEW YORK TECH	1:00 p.m.	
May 14	Thursday	GEORGIA TECH*	7:00 p.m.	
May 15	Friday	GEORGIA TECH*	7:00 p.m.	
May 16	Saturday	GEORGIA TECH*	1:00 p.m.	
May 20-24		2015 ACC Championship (Durham, N.C)		
May 30 - June 25		2015 NCAA Baseball Championship		

* indicates Atlantic Coast Conference game

U BASEBALL

2015 UNIVERSITY OF MIAMI BASEBALL ROSTER

No.	Name	Pos.	B/T	HT.	WT.	Year	Hometown / High School / Previous School
0	Zack Collins	C	L/R	6-3	220	Soph.	Pembroke Pines, Fla. / American Heritage
2	Ricky Eusebio	OF	R/R	5-11	195	Jr.	Homestead, Fla. / Gulliver Prep
4	Johnny Ruiz	INF	L/R	5-11	195	Soph.	Coral Gables, Fla. / Westminster Christian
7	George Iskenderian	INF	R/R	6-0	190	Jr.	Englewood Cliffs, N.J. / Don Bosco Prep (Indian River CC)
8	David Thompson	3B	R/R	6-2	220	Jr.	Miami, Fla. / Westminster Christian
9	Sebastian Diaz	INF	R/R	6-0	180	Soph.	Southwest Ranches, Fla. / University
10	Justin Smith	OF	R/R	6-2	205	Fr.	St. John's, Fla. / Bartram Trail
13	Willie Abreu	OF	L/L	6-4	225	Soph.	Hialeah, Fla. / Mater Academy
14	Danny Garcia	LHP	L/L	6-1	195	Soph.	Miami, Fla. / Westwood Christian
17	Christopher Barr	1B/OF	L/L	6-1	200	Soph.	Royal Palm Beach, Fla. / Royal Palm Beach
18	Michael Mediavilla	LHP	L/L	6-5	225	Fr.	Hialeah, Fla. / Mater Academy
19	Bryan Garcia	RHP	R/R	6-1	205	Soph.	Miami, Fla. / Christopher Columbus
22	Luke Spangler	LHP	L/L	6-0	160	Fr.	Cape Coral, Fla. / Cape Coral
24	Jacob Heyward	OF	R/R	6-3	201	Soph.	McDonough, Ga. / Eagle's Landing Christian
27	Ryan Otero	RHP	R/R	6-5	205	R-Jr.	Coral Gables, Fla. / Ransom Everglades School
28	Malik Rosier	OF	R/R	6-3	213	Fr.	Mobile, Ala. / Faith Academy
30	Andrew Suarez	LHP	L/L	6-2	205	R-Jr.	Miami, Fla. / Christopher Columbus
31	Sam Abrams	RHP	R/R	5-9	175	Sr.	Miami, Fla. / Killian
32	Andy Honiotes	RHP	R/R	6-3	190	Fr.	Geneva, Ill. / Geneva Community
34	Derik Beauprez	RHP	L/R	6-5	233	Soph.	Cherry Hills Village, Colo. / Cherry Creek
35	Devin Meyer	RHP	L/R	6-3	180	Fr.	Coral Springs, Fla. / Coral Springs Christian Academy
37	Keven Pimentel	RHP	R/R	6-3	224	Fr.	Huntington Station, N.Y. / Montverde Academy
38	Daniel Briggi	RHP	R/R	6-0	190	Sr.	Croton, N.Y. / Hendrick Hudson
39	Cooper Hammond	RHP	R/R	6-3	205	Soph.	Venice, Fla. / Venice Senior
40	Garrett Kennedy	C	L/R	6-1	210	Sr.	Davie, Fla. / Archbishop McCarthy
42	Edgar Michelangeli	INF	R/R	6-1	210	R-Soph.	Miami, Fla. / Florida Christian
43	Thomas Woodrey	LHP	L/L	6-3	205	Jr.	Lighthouse Point, Fla. / Cardinal Gibbons
44	Peter Crocitto	1B	R/R	6-0	205	Fr.	Palm City, Fla. / South Fork
45	Carl Chester	OF	R/R	6-0	190	Fr.	Longwood, Fla. / Lake Brantley
47	Enrique Sosa	RHP	R/R	5-10	180	Jr.	Panama City, Panama / Acad. Interamericana de Panama
49	Daniel Epstein	LHP	L/L	6-0	160	Fr.	Weston, Fla. / University School
51	Brandon Lopez	SS	R/R	6-1	190	Jr.	Miramar, Fla. / American Heritage
52	Daniel Sayles	LHP	L/L	6-4	212	Sr.	Wauwatosa, Wisc / Wauwatosa E / Sac. City College
55	Jesse Lepore	RHP	R/R	6-4	210	Fr.	Beverly Hills, Fla. / Trinity Catholic

Head Coach: Jim Morris, Elon (1973), 22nd season

Assistant Coaches: Gino DiMare, Miami (1998), 16th season

J.D. Arteaga, Miami (2002), 13th season

Michael DeLucia, Campbell (2013), 1st season

Strength & Conditioning Coach: Brian Gabriel, Incarnate Word (1996), 2nd season

Director of Baseball Operations & Camps: Robert McDaniel, FIU (2003), 15th season

Athletic Trainer: Kenny Johnson, FIU (2009), 3rd season

PRONUNCIATION GUIDE

Willie Abreu	uh-BRAY-oo
Derik Beauprez	boh-PRAY
Peter Crocitto	cruh-SHEE-toe
Ricky Eusebio	you-SAY-bee-oh
George Iskenderian	ehsk-in-DARE-ee-an
Jesse Lepore	le-POOR-ee
Michael Mediavilla	med-ee-uh-VEE-yuh
Edgar Michelangeli	my-cuh-LANJ-uh-lee
Keven Pimentel	pim-ehn-TELL
Malik Rosier	ro-ZHEER

3 JIM MORRIS HEAD COACH

THE HURRICANES SKIPPER

- 1999 & 2001 National Coach of the Year (*Collegiate Baseball*)
- 1999 & 2001 National Coach of the year (*ABCA*)
- 1994 Coach of the Year (*Baseball America*)
- 2008 ACC Coach of the Year

Entering his 22nd season at Miami, few programs have qualified for the College World Series as much as Jim Morris and his Hurricanes. Miami, which has qualified for the NCAA Tournament an NCAA-record 42 consecutive years, has made it to Omaha in 11 of Morris' 21 seasons in Coral Gables. Morris set an NCAA record for guiding a program to the CWS in each of his first six years at UM. In addition, Morris won a record 13 consecutive NCAA Regionals from 1994-2006.

Morris has directed the Hurricanes to a 943-370-3 (.717) mark since arriving in 1994. Including his 12 seasons at Georgia Tech (1982-93), Morris has forged a 1,447-637-4 (.694) Division I record in 33 years as a head coach. Overall, Morris has been the head coach at the collegiate level for 36 seasons, spending the first four at DeKalb (Ga.) C.C. (now Georgia Perimeter College) from 1976-79, and has recorded a 1,578-677-4 (.698) mark.

In addition to carrying on Miami's great baseball reputation in the last 20 years, Morris personally led the charge in the construction of Alex Rodriguez Park, and logged hundreds of hours raising funds for the stadium project.

MORRIS IS A REGIONAL REGULAR

Jim Morris earned his 30th consecutive NCAA regional bid in 2014 when he guided the Canes to one of 16 host spots in the tournament. He has led Miami to a regional in each of his 21 seasons (1994-2014), winning 15 of those appearances. The 13 consecutive regional championships (1994-2006) was an NCAA record. He also went to nine straight regionals from 1985-93 with Georgia Tech. Additionally, Miami has advanced to nine Super Regionals under Morris.

Affectionately known as "3" by those surrounding the UM program, Morris led the 2014 Hurricanes to their 42nd-straight NCAA Tournament. Despite six signees being drafted in the 2013 MLB Draft, the Hurricanes reeled in a top-five recruiting class by national publications, with Zack Collins named *Baseball America* National Freshman of the Year under his direction in 2014.

MORRIS IN 36th SEASON AS HEAD COACH

Morris entered 2015 as the fourth-winningest active coach in Division I baseball with 1,435 wins. He wasted little time in moving up the record books, moving into sole possession of eighth-place in all-time wins (1,439) on Feb. 15 with a 25-4 win over Rutgers. Morris won his 1,500th game as a head coach in Miami's 4-1 upset of No. 1 North Carolina on March 15, 2013 in Chapel Hill, N.C.

Morris reached two coaching milestones in the first half of the 2014 season. He became just the eighth Division I coach to reach 1,400 wins in a 5-2 win over Boston College on March 8, and won his 900th game at Miami in a 7-1 upset of No. 3 Virginia on March 22.

Morris notched his milestone 1,000th win against Georgia Tech, with a 16-13 victory on April 4, 2004. Thirteen days later, he notched win No. 500 at Miami with a 7-3 win against Florida State on April 17. Morris' 1,000th win as a head coach, including time at DeKalb College, came in a 5-3 win over Northeastern in March 2001.



MAJOR LEAGUE GUIDANCE

Over 150 professional baseball players have played under Morris during their college careers at Miami, Georgia Tech and DeKalb.

Among the players Morris coached at Miami that went on to play in the Major Leagues were Yonder Alonso (San Diego), Ryan Braun (Milwaukee), Pat Burrell (Tampa Bay), Alex Cora (New York Mets), Yasmani Grandal (San Diego), Bobby Hill (San Diego), Aubrey Huff (Detroit), Ryan Jackson (St. Louis), Chris Perez (Cleveland), Cesar Carrillo (San Diego), Brian Barton (St. Louis), Eddy Rodriguez (San Diego), Gaby Sanchez (Florida), Blake Tekotte (Chicago White Sox), Charlton Jimerson (Houston), Jay Tessmer (New York Yankees), Danny Valencia (Minnesota Twins), Jon Jay (St. Louis), Danny Graves (Cincinnati) and Jason Michaels (Houston).

Standout players under Morris from his days at Georgia Tech were Nomar Garciaparra (Los Angeles Dodgers), Jay Payton (Oakland A's) and Jason Varitek (Boston Red Sox).

Morris has also enjoyed success on the International scene. From 1989-90, Morris served as head coach of the USA Baseball team that won a Silver Medal in the 1989 Presidential Cup (Taiwan), Bronze Medal at the Goodwill Games and the 1990 International Baseball Association (IBA) World All-Star Game in Atlanta. At the Goodwill Games, his USA squad won two of three games against Cuba, marking the first time in history a senior-level team won a series with Cuba. In 1987, Morris served as pitching coach under Ron Fraser at the Pan American Games (Silver Medal).

FAMILY MAN

Coach Morris and his wife Nhan live in Miami with their three-year old son, James W. Morris IV (Will).

WEEKEND NEWS & NOTES

UM WELCOMES WOLFPACK TO THE LIGHT

- No. 19 Miami will continue its **five-game homestand** with a **weekend series** against **NC State** beginning Friday, March 13. The Wolfpack has not played at Mark Light Field since the **2011 season**.
- Miami has a **30-13 all-time lead** in the head-to-head series, including a **three-game sweep at Doak Field in 2014**. Miami boasts a **17-5 head-to-head lead** in games played at Mark Light.
- UM finished the 2014 season with a **11-4 home record in ACC** play, and a **23-10 overall home record**. UM has won **six straight home series** dating to 2014, including Rutgers & Wright State in 2015.
- NC State is off to a 10-5 start in 2015, including a **series victory** on the road **against Clemson** at Doug Kingsmore Stadium. The Wolfpack finished 2014 with a **32-23 record** and **13-17 in ACC**.

HEATING UP

- **George Iskenderian** is hitting **.455** over the **last five games**, including **team-high totals of 10 hits, seven runs and three steals**.
- Freshman lefthander **Michael Mediavilla** has allowed just **one run in his 10 appearances** this season (**1.00 ERA**), with **14 strikeouts** compared to **just three walks**.
- Junior **Ricky Eusebio** is hitting **.464 at home** this season, with **team-high totals of 13 hits, 11 runs and five steals**.
- UM's series loss at Louisville ended a stretch of **seven consecutive ACC series wins** for the Hurricanes dating to 2014; Miami finished **24-6 in ACC play last year**, winning **8 of 10 series**.
- Miami captured its **sixth straight home series victory** dating back to 2014, taking **two of three** from reigning Horizon League regular season champions **Wright State** (Feb. 27 - March 1). UM has won **10 of its last 12 regular season series** dating back to last year.

ONE-TWO PUNCH

- Despite the graduation of 1-2 hitters **Dale Carey** and **Tyler Palmer** - who combined in those roles in **62 of 63 games in 2014** - freshman **Carl Chester** and junior **Ricky Eusebio** haven't missed a beat.
- Chester is batting **.282 in 18 starts in leftfield**, leads the team with **three homers**, and is one of just **four players with 20 or more hits (22, third-most)**.
- Eusebio is **reaching base at a .524 clip**, and leads the team in **runs (20) and steals (seven)**. His **14 walks are second-most**, and he leads the team in **HBP's with eight**.
- The speedy duo has combined for **12-for-16 on steal attempts**.

THERE'S NO PLACE LIKE HOME

- Miami is off to a **9-1 start at home** through its first 10 games.
- UM finished the 2014 season with a **11-4 home record in ACC** play, and a **23-10 overall home record**. UM has won **six straight home series** dating to 2014, including Rutgers & Wright State in 2015.
- Miami is batting **.339 at home** compared to just **.265 on the road**, and has a robust **.461 team on-base percentage (.364 road)**.
- Junior **Ricky Eusebio** is batting **.452 in 10 starts at home**, and leads the team with **14 hits, 12 runs and five steals**. Not far behind is junior **David Thompson** - batting **.400 at home** with team-high **10 RBI**.
- Junior **George Iskenderian** (.452) and sophomore **Zack Collins** (.290) are both hitting better on the road than home through 18 games.

ACC RECORDS: YEAR-BY-YEAR

Year	Record	Finish (ACC/Div.)
2014	24-6	1st / 1st Coastal
2013	14-16	8th / 5th Coastal
2012	16-14	5th / 3rd Coastal
2011	19-10	4th / 4th Coastal
2010	20-10	3rd / 3rd Coastal
2009	18-12	5th / 3rd Coastal
2008	23-5	1st / 1st Coastal
2007	17-13	5th / 3rd Coastal
2006	17-13	5th / 4th Coastal
2005	19-10-1	3rd Place (no div.)

ACC OPENING SERIES

Year	Series	Result
2015	@ Louisville	L (1-2)
2014	Boston College	W (3-0)
2013	Duke	L (1-2)
2012	Boston College	W (3-0)
2011	Virginia Tech	W (3-0)
2010	Boston College	W (2-1)
2009	NC State	W (3-0)
2008	Boston College	W (3-0)
2007	@ North Carolina	L (0-3)
2006	Virginia Tech	W (3-0)
2005	NC State	W (2-1)

IN THE POLLS

Perfect Game: #13
Baseball America: #19
 NCBWA: #20
USA Today Coaches Poll: #20
Collegiate Baseball Newspaper: #25

OPENING DAY STARTERS

2015	Andy Suarez vs. Rutgers (ND)
2014	Chris Diaz vs. Maine (W)
2013	Chris Diaz vs. Rutgers (W)
2012	Eric Erickson vs. Rutgers (W)
2011	Bryan Radziewski vs. Rutgers (ND)

WINNINGEST ACTIVE COACHES (ENTERING 2015)

- 1) Augie Garrido (Texas) - 1,920
- 2) Mike Martin (Florida State) - 1,813
- 3) Mark Marquess (Stanford) - 1,530
- 4) **Jim Morris (Miami) - 1,435**
- 5) Jack Leggett (Clemson) - 1,300

BASEBALL AMERICA T-25

- 1) Louisiana State (SEC)
- 2) **Florida (SEC)**
- 3) **Virginia * (ACC)**
- 4) Texas Christian (Big 12)
- 5) Vanderbilt (SEC)
- 6) **UCF (The American)**
- 7) South Carolina (SEC)
- 8) Oregon (Pac 12)
- 9) Southern California (Pac 12)
- 10) Texas A&M (SEC)
- 11) UCLA (Pac 12)
- 12) Rice (C-USA)
- 13) **Louisville * (ACC)**
- 14) Texas Tech (Big 12)
- 15) Mississippi State (SEC)
- 16) Arizona State (Pac 12)
- 17) **North Carolina * (ACC)**
- 18) **Florida State * (ACC)**
- 19) **MIAMI * (ACC)**
- 20) Dallas Baptist (MVC)
- 21) UC Santa Barbara (Big West)
- 22) Texas (Big 12)
- 23) Cal State Fullerton (Big West)
- 24) Houston (The American)
- 25) Illinois (Big 10)

bold italics indicates 2015 opponent

PRESEASON ALL-AMERICANS

Zack Collins

- Golden Spikes Award Watch
- *Baseball America* (1st Team)
- *Collegiate Baseball* (1st)
- *D1Baseball.com* (1st)
- *Perfect Game* (1st)

Bryan Garcia

- Stopper of the Year Watch
- NCBWA (1st Team)
- *Collegiate Baseball* (2nd)
- *Perfect Game* (3rd)

Andrew Suarez

- *Golden Spikes Award Watch*
- *Collegiate Baseball* (2nd Team)

David Thompson

- *Baseball America* (2nd Team)

WEEKEND NEWS & NOTES

MILESTONES FOR MORRIS

- After leading his team to a 44-19 record in 2014, **head coach Jim Morris moved into ninth place** all-time in college baseball history (regardless of Division, four-year colleges) with 1,435 wins.
- Morris **wasted little time in moving up** that list in 2015, taking over **sole possession of eighth place** when Miami topped Rutgers 25-4 on Feb. 15, 2015 - his 1,439th win as head coach.
- **Morris ranks as the fourth-winningest** among active **Division I coaches by career victories (1,447)** and **fifth** in winning percentage (.694). He is also the **second-winningest coach in ACC history**.
- Morris became just the **eighth coach in the history of Division I baseball** to accumulate **1,400 wins** when Miami beat Boston College 5-2 on **March 8, 2014**.

PICKING UP WHERE HE LEFT OFF

- Then-freshman **Bryan Garcia** was named the team's closer just prior to the 2014 season opener and rewarded the coaching staff with an **All-American** campaign (NCBWA, third team).
- Garcia has **four saves, eight appearances, and has allowed just one earned run in 9.2 innings**. He has eight strikeouts so far, and now has **19 career saves** - tied for **No. 9** in **UM history**.
- An **All-ACC Second Team** selection as a reliever, **Garcia set the Miami freshman saves record** and **tied for 11th-most saves nationally with 15** in 2014. He was a consensus Freshman All American first-team selection at reliever.
- Garcia, whose 15 saves were **tied for the seventh-most** in a single season in UM history, was named a 2015 **Preseason All American** by *Collegiate Baseball Newspaper* and *Perfect Game*.

#CARDIACCANES

- Miami picked up its **first two walk-off wins** of the 2015 season against **Wright State**, earning thrilling wins on **back-to-back nights**.
- Senior **Garrett Kennedy** connected on a two-run, two-out home run on Feb. 27, while **Willie Abreu** won the game on a bases-loaded single on Feb. 28.
- Miami has played **five one-run games in 2015**, and is 2-3 in those contests. The opening stretch continues a trend from last season for the Hurricanes, **who were 16-3 in one-run games in 2014**.

HIGH EXPECTATIONS

- After capturing the **2014 ACC Regular Season Championship**, the Hurricanes entered 2015 ranked in the **top 15 of every major college baseball preseason poll**. Miami's highest ranking was **No. 8** by *Baseball America*.
- Miami was also ranked **No. 10** by *Perfect Game*, **No. 14** by *Collegiate Baseball Newspaper*, **No. 14** in the *USA Today* Coaches Poll and **No. 14** by *D1Baseball.com*.
- The Hurricanes feature a number of **Preseason All-Americans**, including reigning **2014 ACC Freshman of the Year** Zack Collins (consensus), **All-ACC closer** Bryan Garcia and **Washington Nationals' second-rounder** & staff ace Andrew Suarez.
- Miami's recruiting class was **ranked No. 2 nationwide** by *Perfect Game*, and includes MLB Draft picks: **George Iskenderian** (34th round), OF **Carl Chester** (38th) and LHP **Michael Mediavilla** (40th).

2014 RETURNING STAT LEADERS

OFFENSE

Average: Zack Collins (.298)
Games Played: Z. Collins / W. Abreu (61)
Games Started: Willie Abreu (59)
At Bats: Willie Abreu (220)
Runs: Zack Collins (32)
Hits: Zack Collins / Willie Abreu (61)
Doubles: Zack Collins (14)
Triples: Zack Collins (3)
Home Runs: Zack Collins (11)
Runs Batted In: Zack Collins (54)
Total Bases: Zack Collins (114)
SLG Percent.: Zack Collins (.556)
Walks: Zack Collins (42)
OB Percent.: Zack Collins (.427)
Stolen Bases: R. Eusebio / B. Lopez (6)

PITCHING

ERA (50+ IP): Bryan Garcia (1.75)
Wins: Bryan Garcia (7)
Losses: Bryan Garcia (4)
Appearances: Cooper Hammond (35)
Games Started: Andrew Suarez (16)
Complete Games: Andrew Suarez (1)
Saves: Bryan Garcia (15)
Innings Pitched: Andrew Suarez (109.2)
Hits Allowed: Andrew Suarez (108)
Runs Allowed: Andrew Suarez (46)
Ear. Runs Allowed: Andrew Suarez (36)
Walks: Bryan Garcia (19)
Strikeouts: Andrew Suarez (87)
Wild Pitches: Andrew Suarez (11)
B/AVG Against: Bryan Garcia (.220)

THE LAST TIME A HURRICANE...

Lead Off Game with HR....	Zeke DeVoss (4/3/2011 vs. Boston College)
Back-to-Back Games with Leadoff HR ...	Charlton Jimerson (6/09/2001, 6/11/2001)
Had Six Hits in a Game...	Mark Sobolewski (3/18/2008 vs. Cornell)
Five Hits...	Nathan Melendres (4/23/2011 vs. North Carolina)
Two Hits in One Inning...	Jason Hagerty (3/7/2008 vs. Boston College)
Hit Three HR's in a Game...	Scott Lawson (6/5/2010 vs. Texas A&M)
Two HR's...	Zack Collins (6/1/2014 vs. Bethune-Cookman)
Hit Two HR's in One Inning...	Kevin Brown (3/16/1999 vs. Ohio State)
Hit Pinch Hit HR...	Sebastian Diaz (5/2/2014 vs. Alabama St.)
Hit Inside the Park HR...	Paco Figueroa (5/8/2005 vs. Jacksonville)
Hit Grand Slam...	Dale Carey (5/10/2014 vs. Duke)
Hit for the Cycle...	Gaby Sanchez (5/2/2003 vs. Pace)
Record 10 RBI in One Game...	Kevin Brown (5/27/2001 vs. Stetson)
Nine RBI...	Chad Rupp (4/25/1998 vs. FSU)
Eight RBI...	Danny Valencia (4/9/2005 vs. Virginia)
Seven RBI...	Blake Tekotte (4/12/2008 vs. Georgia Tech)
Six RBI...	David Thompson (3/10/2015 vs. FGCU)
Threw CG Shutout...	Andrew Suarez (5/30/2014 vs. Bethune-Cookman)
Recorded Back-to-Back CG's...	David Gil (5/12/2000, 5/27/2000)
Recorded CG 1-Hit S/O...	J.D. Cockroft (5/31/2003 vs. FAU)
Recorded a Perfect Game...	Javi Salas (3/4/2014 vs. Villanova)
Recorded a No-Hitter (non-PG)...	Alex Fernandez (3/18/1989 vs. Maine)
Struck Out 10 Batters...	Enrique Sosa (2/14/2015 vs. Rutgers)
Recorded Three-Pitch Inning...	Chris Hernandez (6/2/2010 vs. Florida)
Recorded Three Pickoffs in a Game...	Brian Walker (3/16/2001 vs. East Carolina)

WEEKEND NEWS & NOTES

DEATH, TAXES & THE NCAA POSTSEASON

- The Miami Hurricanes extended their own college baseball record with their **42nd consecutive trip** to the NCAA postseason in 2014. Miami has not missed the postseason since 1973.
- The Hurricanes' 42 straight trips to the NCAA postseason are the longest active postseason streak of any Division I program in any sport nationwide.
- Jim Morris has led teams to the NCAA postseason in 30 straight years - all 21 years at Miami and his final nine years at Georgia Tech. Miami has not missed the postseason since 1972.

SPIKES & STOPPER WATCH LISTS

- In addition to Preseason All-America accolades, Zack Collins and Andrew Suarez were among the 50 players on the watch list for the USA Baseball Golden Spikes Award.
- Miami was one of just seven programs with multiple players on the watch list for the Golden Spikes Award. The only Spikes winner in program history is Pat Burrell (1998).
- Sophomore closer Bryan Garcia was named to NCBWA's Stopper of the Year watch list, recognizing the top closer in the country.
- Zack Collins was named to the Johnny Bench Award Watch List, honoring the top college catcher, in early March.

"THE LIGHT" RANKED AMONG BEST PARKS

- In recent rankings released by Stadium Journey, Alex Rodriguez at Mark Light Field was ranked the **No. 27 overall experience** and **second-best experience** in all of college baseball.
- Miami drew over 100,000 fans to "The Light" in 2014, averaging over 2,500 fans per game. The Hurricanes finished 23-10 at home last season.
- The famous "Mark Light Milkshake" stand has begun its 30th year of operation in 2015. In 2013, the 250,000th milkshake was sold - follow @MarkLightShake on Twitter and Instagram for more.
- Miami is 9-1 in its first 10 home games at Mark Light in 2015.

ACC TOURNEY IN DURHAM THROUGH 2018

- The ACC Championship will be held at Durham Bulls Athletic Park through the 2018 season, the conference office announced. The tournament had alternated between Greensboro and Durham in recent years.
- The ACC Baseball Championship has been held in Durham eight times previously, including three of the past six years. In 2013, tournament records for single-game attendance (11,329) and championship game attendance (8,697) were set.
- Durham Bulls Athletic Park began a \$20 million transformation last year. In 2014, the DBAP boasts an all new playing surface, improved field lights, new seats, additional group picnic areas, and upgraded video displays and sound system.
- Miami was the top seed at last year's ACC Championship after finishing No. 1 in the conference with a 24-6 record in ACC play. The Hurricanes have not missed the ACC Championship since joining the conference prior to the 2005 baseball season.

Perfect Game T-25

- 1) Florida (SEC)
- 2) Virginia* (ACC)
- 3) Texas Christian (Big 12)
- 4) Louisiana State (SEC)
- 5) Vanderbilt (SEC)
- 6) Oregon (Pac 12)
- 7) South Carolina (SEC)
- 8) Louisville* (ACC)
- 9) UCLA (Pac 12)
- 10) Texas A&M (SEC)
- 11) Florida State* (ACC)
- 12) North Carolina* (ACC)
- 13) MIAMI (ACC)
- 14) UC-Santa Barbara (Big West)
- 15) UCF (The American)
- 16) Arkansas (SEC)
- 17) Oregon State (Pac 12)
- 18) Texas Tech (Big 12)
- 19) Texas (Big 12)
- 20) FAU (C-USA)
- 21) Houston (The American)
- 22) Mississippi State (SEC)
- 23) Southern California (Pac 12)
- 24) Rice (C-USA)
- 25) Arizona State (Pac 12)

bold italics indicates 2015 opponent

Dropped Out:

- Maryland

MLB PLAYERS (since 1999)

- 1) Louisiana State - 45
- 2) Stanford - 41
- T-3) Arizona State - 36
- T-3) Long Beach State - 36
- T-5) MIAMI - 35
- T-5) Cal State Fullerton - 35
- T-5) Southern California - 35
- 8) UCLA - 33
- 9) Florida State - 30
- T-10) Arizona - 28
- T-10) Texas - 28

GAMEWINNING HITS / RBI

- | | |
|------|----------------------------|
| 2/13 | Johnny Ruiz (1B) |
| 2/14 | Zack Collins (2B) |
| 2/14 | None (E-4) |
| 2/15 | Ricky Eusebio (2B) |
| 2/21 | Brandon Lopez (1B) |
| 2/25 | Zack Collins (groundout) |
| 2/27 | Garrett Kennedy (HR) |
| 2/28 | Willie Abreu (1B) |
| 3/4 | G. Iskenderian (groundout) |
| 3/7 | Zack Collins (2B) |
| 3/10 | None (E-5) |
| 3/11 | Carl Chester (HR) |

HOME RUN TRACKER

- | | |
|------|-----------------------|
| 2/15 | David Thompson (3-R) |
| 2/15 | Malik Rosier (solo) |
| 2/19 | Carl Chester (solo) |
| 2/21 | Zack Collins (3-R) |
| 2/27 | Garrett Kennedy (2-R) |
| 3/1 | Carl Chester (solo) |
| 3/4 | Zack Collins (solo) |
| 3/10 | David Thompson (2-R) |
| 3/10 | Willie Abreu (2-R) |
| 3/11 | Carl Chester (solo) |

ON THE AIRWAVES


WQAM 560

- | | | |
|------|----------------|--------|
| 3/15 | NC State* | 1 p.m. |
| 4/3 | Duke* | 7 p.m. |
| 4/10 | Virginia Tech* | 7 p.m. |
| 4/12 | Virginia Tech* | 1 p.m. |
| 4/24 | Florida State* | 7 p.m. |
| 4/25 | Florida State* | 7 p.m. |
| 4/26 | Florida State* | 1 p.m. |
| 5/8 | NYIT | 7 p.m. |
| 5/14 | Georgia Tech* | 7 p.m. |
| 5/15 | Georgia Tech* | 7 p.m. |
| 5/16 | Georgia Tech* | 1 p.m. |

WVUM 90.5 FM

Carries every Miami Hurricanes baseball game - both home & away

2015 MIAMI HURRICANES PHOTO ROSTER / SPOTTING CHART



#0 Zack Collins



#2 Ricky Eusebio



#4 Johnny Ruiz



#7 George Iskenderian



#8 David Thompson



#9 Sebastian Diaz



#10 Justin Smith



#13 Willie Abreu



#14 Danny Garcia




#17 Christopher Barr



#18 Michael Mediavilla



#19 Bryan Garcia



#22 Luke Spangler



#24 Jacob Heyward



#27 Ryan Otero



#28 Malik Rosier



#30 Andrew Suarez



#31 Sam Abrams



#32 Andy Honiotes



#34 Derik Beauprez



#35 Devin Meyer



#37 Keven Pimentel



#38 Daniel Briggs



#39 Cooper Hammond



#40 Garrett Kennedy



#42 Edgar Michelangeli



#43 Thomas Woodrey




#44 Peter Crocitto



#45 Carl Chester



#47 Enrique Sosa



#49 Daniel Epstein



#51 Brandon Lopez



#52 Daniel Sayles



#55 Jesse Lepore

2015 MIAMI HURRICANES BASEBALL PLAYER PROFILES

PITCHER PROFILES

31 • SAM ABRAMS RHP

5-9 • 185 • SR • Miami, FL • Killian

- Has started grad school at Miami for final year of eligibility
- Provides different look out of bullpen with sidearm delivery
- Made season debut against Rutgers (2/14), allowing one BB
- Local product, who carried a perfect 4.0 GPA in high school

CAREER STATISTICS

YEAR	ERA	W-L	APP	IP	H	R	ER	BB	SO	B/AVG
2015	0.00	0-0	2	1.1	1	0	0	2	0	.200
2014	6.75	0-0	4	2.2	3	2	2	0	3	.300
2013	10.80	0-0	3	1.2	1	2	2	2	2	.200
2011	3.72	0-0	7	9.2	9	5	4	4	5	.243

CAREER	4.70	0-0	16	15.1	13	9	8	8	10	
--------	------	-----	----	------	----	---	---	---	----	--

CAREER HIGHS

Innings: 3.2, vs. Florida, 3/26/2011
 Hits: 2, four times
 Runs: 4, vs. Georgia Tech, 3/26/2011
 Earned Runs: 4, vs. Georgia Tech, 3/26/2011
 Strikeouts: 2, twice
 Walks: 2, twice

34 • DERIK BEAUPREZ RHP

6-5 • 233 • SO • Cherry Hills Vill., CO • Cherry Creek

- Lasted just 2.0 innings last time out vs. Louisville (3/8)
- Struggled vs. Wright State, allowed career-high 6R in 1.1IP (3/1)
- Tossed 2.1 scoreless in relief against Florida (2/21)
- Pitched two games in relief vs. Rutgers, earning win on 2/15
- Drafted in 25th round of 2013 MLB Draft by Boston Red Sox
- Ranked No. 128 high school senior nationwide by *Perfect Game*
- Back-to-back first-team All-Colorado from *Denver Post* (2012-13)

CAREER STATISTICS

YEAR	ERA	W-L	APP	IP	H	R	ER	BB	SO	B/AVG
2015	11.12	1-1	6	11.1	17	14	14	9	11	.340
2014	0.83	1-0	6	21.2	13	2	2	8	17	.167

CAREER	4.36	2-1	12	33.0	30	16	16	17	28	--
--------	------	-----	----	------	----	----	----	----	----	----

CAREER HIGHS

Innings: 5.0, vs. FGCU, 3/26/2014
 Hits: 6, vs. FAU, 2/18/2015
 Runs: 6, vs. Wright State, 3/1/2015
 Earned Runs: 6, vs. Wright State, 3/1/2015
 Strikeouts: 4, vs. FGCU, 3/26/2014
 Walks: 4, twice

38 • DANIEL BRIGGI RHP

6-0 • 190 • SR • Croton, N.Y. • Hendrick Hudson

- Went career-long 4.0 IP with career-high 6 K's vs. FGCU (3/11)
- Tossed 3.0 IP with 4 K's vs. WSU (3/1)
- Made career debut versus RU (2/15), throwing two clean innings
- Walk-on who will see action in bullpen in first college season
- Major in economics, planning for medical school after graduation

CAREER STATISTICS

YEAR	ERA	W-L	APP	IP	H	R	ER	BB	SO	B/AVG
2015	0.00	1-0	4	9.2	2	0	0	3	12	.069

CAREER HIGHS

Innings: 4.0, vs. FGCU, 3/11/2015
 Hits: 1, twice
 Runs: N/A
 Earned Runs: N/A
 Strikeouts: 6, vs. FGCU, 3/11/2015
 Walks: 1, three times

19 • BRYAN GARCIA RHP

6-1 • 205 • SO • Miami, FL • Christopher Columbus

- Picked up first loss of season in walk-off 5-4 defeat vs. UofL (3/8)
- Tagged for a run but picked up third save vs. FGCU (3/4)
- Earned first win of season in 8-7 walk-off victory vs. WSU (2/28)
- Picked up second save of season with clean 9th vs. Barry (2/25)
- Named to '15 NCBWA Stopper of the Year Watch List (top closer)
- UM freshman record w/15 saves - NCBWA 3rd-Team All-American
- Finished with 1.75 ERA - leads all 2015 returners with seven wins
- 10 of 15 saves in 2014 requires more than one inning of work
- Named 2013 Class 6A-8A Pitcher of the Year by *Miami Herald*

CAREER STATISTICS

YEAR	ERA	W-L	APP	IP	H	R	ER	BB	SO	B/AVG
2015	0.93	1-1	8	9.2	5	2	1	4	8	.172
2014	1.75	7-4	31	51.1	40	12	10	19	56	.220

CAREER	1.71	8-5	39	61.0	45	14	11	23	64	--
--------	------	-----	----	------	----	----	----	----	----	----

CAREER HIGHS

Innings: 3.0, vs. FGCU, 3/19/2014
 Hits: 3, seven times
 Runs: 2, vs. Virginia, 3/24/2014
 Earned Runs: 2, vs. Virginia, 3/24/2014
 Strikeouts: 4, twice
 Walks: 3, vs. Louisville, 3/8/2015

14 • DANNY GARCIA LHP

6-1 • 195 • SO • Miami, FL • Westwood Christian

- Struck out career-high 11 batters in 7.0 innings vs. STET (3/11)
- Dominated in 4.0 clean innings of relief vs. UofL (3/8)
- Picked up second W of '15 with 5.0 IP, 2 R, 4 K's vs. FGCU (3/4)
- Earned first career win vs. Barry (2/25), career-long 7.2 IP, 9 K's
- Tossed 3.0 innings in start vs. Rutgers (2/15), exiting with ND
- Made career-first start versus Villanova (3/5/14), striking out eight
- Earned first-team All-Dade from *Miami Herald* last two HS seasons

CAREER STATISTICS

YEAR	ERA	W-L	APP	IP	H	R	ER	BB	SO	B/AVG
2015	1.83	3-0	6	29.1	25	7	6	7	28	.234
2014	6.30	0-1	11	20.0	22	16	14	10	18	.282

CAREER	3.65	3-1	17	49.1	47	23	20	17	46	--
--------	------	-----	----	------	----	----	----	----	----	----

CAREER HIGHS

Innings: 7.2, vs. Barry, 2/25/2015
 Hits: 9, twice
 Runs: 4, vs. UNC, 4/16/14
 Earned Runs: 3, three times
 Strikeouts: 11, vs. Stetson, 3/11/2015
 Walks: 2, three times

39 • COOPER HAMMOND RHP

6-2 • 195 • SO • Venice, FL • Venice

- Team's top righthanded reliever out of pen - 10 APP is team-high
- Played in all three games vs. WSU, picking up W in Game 1 (2/27)
- Tossed 2.0 scoreless innings in stint vs. Florida (2/20)
- Charged w/ loss vs. FAU (2/18), allowing 3 hits & 2 runs in 1.1 IP
- Made 2 APP vs. Rutgers: earned win on 2/13, save on 2/14
- Was one of team's top relievers, team-high 35 appearances in '14
- Named 2013 *Sarasota-Herald Tribune* 7A Player of the Year
- Registered 9-0 record with 0.13 ERA in 56 innings as HS senior

CAREER STATISTICS

YEAR	ERA	W-L	APP	IP	H	R	ER	BB	SO	B/AVG
2015	3.09	2-1	10	11.2	13	5	4	3	9	.289
2014	2.29	5-2	35	35.1	32	14	9	11	37	.252

CAREER	2.48	7-3	45	47.0	45	19	13	14	46	--
--------	------	-----	----	------	----	----	----	----	----	----

CAREER HIGHS

Innings: 2.1, vs. Texas Tech, 6/2/14
 Hits: 4, vs. Texas Tech, 6/2/14
 Runs: 2, four times
 Earned Runs: 2, twice
 Strikeouts: 3, twice
 Walks: 1, 12 times

32 • ANDY HONIOTES RHP

6-3 • 190 • FR • Geneva, Ill. • Geneva Community

- Tossed scoreless inning last time out vs. FGCU (3/10)
- Made career debut on 2/15 vs. Rutgers, tossing one scoreless IP
- Earned MVP honors at 2011 *Perfect Game* National Games

CAREER STATISTICS

YEAR	ERA	W-L	APP	IP	H	R	ER	BB	SO	B/AVG
2015	0.00	0-0	3	2.1	1	0	0	1	2	.167

55 • JESSE LEPORE RHP

6-4 • 210 • FR • Beverly Hills, Fla. • Trinity Catholic

- Pitched scoreless innings vs. FGCU (3/10) and Stetson (3/11)
- Made career debut on 2/14 vs. Rutgers, allowing 1 ER in 1.1 IP
- Ranked No. 210 national high school prospect by *Perfect Game*
- Earned Pitcher of the Year from *Ocala Star-Banner* in 2014

CAREER STATISTICS

YEAR	ERA	W-L	APP	IP	H	R	ER	BB	SO	B/AVG
2015	3.86	0-0	5	7.0	7	5	3	6	1	.250

CAREER HIGHS

Innings: 2.0, vs. Florida, 2/20/2015
 Hits: 4, vs. Wright State, 3/1/2015
 Runs: 3, vs. Rutgers, 2/14/2015 (62)
 Earned Runs: 2, vs. Florida, 2/20/2015
 Strikeouts: 1, vs. FGCU, 3/10/2015
 Walks: 2, twice

18 • MICHAEL MEDIAVILLA LHP

6-5 • 225 • FR • Hialeah, Fla. • Mater Academy

- Has replaced Thomas Woodrey as team's go-to lefty reliever
- Low 90's fastball and excellent changeup among best pitches
- Has not allowed an earned run in last six appearances (5.1 IP)
- Has 10 appearances out of bullpen, tied for most on team
- Charged with loss despite 1.2 strong innings vs Florida (2/20)
- Selected by Cincinnati Reds in 40th Round of 2014 MLB Draft
- Ranked No. 240 national high school prospect by *Perfect Game*
- Led Mater to '14 state championship & back-to-back district titles

CAREER STATISTICS

YEAR	ERA	W-L	APP	IP	H	R	ER	BB	SO	B/AVG
2015	1.00	0-1	10	9.0	3	3	1	3	14	.100

CAREER HIGHS

Innings: 1.2, vs. Florida, 2/20/2015
 Hits: 2, vs. Florida, 2/20/2015
 Runs: 2, vs. Louisville, 3/7/2015
 Earned Runs: 1, vs. Florida, 2/20/2015
 Strikeouts: 3, twice
 Walks: 1, vs. Rutgers, 2/15/2015

38 • RYAN OTERO RHP

6-5 • 205 • JR • Coral Gables, FL • Ransom Everglades

- Emergency start vs. UF (2/20) when Andy Suarez was scratched
- Matched career-long with 3 IP vs. Gators, allowing 2 H & 1 R
- Pitched 1.1 scoreless innings in relief last time out vs. FAU (2/18)
- Went career-long 3 IP in win over Rutgers (2/14)
- Could factor into weekend rotation in redshirt junior season
- Led team in strikeouts during fall ball, where he impressed
- Older brother Dan plays for Oakland Athletics

CAREER STATISTICS

YEAR	ERA	W-L	APP	IP	H	R	ER	BB	SO	B/AVG
2015	6.08	0-0	6	13.1	14	10	9	5	7	.160
2014	0.00	0-0	1	0.1	1	0	0	0	1	.333
2013	13.50	0-0	4	3.1	4	7	5	5	2	.267

CAREER	6.55	0-0	11	17.0	19	13	11	10	10	--
--------	------	-----	----	------	----	----	----	----	----	----

CAREER HIGHS

Innings: 3.0, twice
 Hits: 5, vs. Wright State, 3/1/2015
 Runs: 4, twice
 Earned Runs: 3, four times
 Strikeouts: 3, vs. FGCU, 3/10/2015
 Walks: 2, twice

PLAYER PROFILES

52 • DANIEL SAYLES LHP

6-4 • 212 • Jr. • Wauwatosa, Wisc. • Sacra. City Coll.
 • Made season debut on 2/14 vs. RU, tossing 0.2 scoreless innings
 • Made career debut with scoreless IP in win over Villanova (3/5/14)
 • Spent two seasons at Sacramento City College

CAREER STATISTICS

YEAR	ERA	W-L	APP	IP	H	R	ER	BB	SO	B/AVG
2015	18.00	0-0	4	1.0	2	2	2	0	0	.400
2014	7.36	0-1	5	3.2	5	4	3	2	3	.385

CAREER	9.65	0-1	9	4.2	7	6	5	2	3	..
---------------	------	-----	---	-----	---	---	---	---	---	----

CAREER HIGHS

Innings: 1.0, twice
 Hits: 2, vs. Stetson, 3/12/2014
 Runs: 3, vs. Stetson, 3/12/2014
 Earned Runs: 3, vs. Stetson, 3/12/2014
 Strikeouts: 2, vs. UCF, 3/18/2014
 Walks: 1, twice

47 • ENRIQUE SOSA RHP

5-10 • 180 • JR • Panama City, Panama
 • Among team's most improved players from 2014 to 2015
 • Picked up second win of career last time out vs. UofL (3/7)
 • Went 6.0 innings vs. WSU, striking out five & walking three (2/28)
 • Pitched career-long 6.0 innings in quality start vs. Florida (2/22)
 • Dominated in first career start w/10 K's and earning W in 5.2 IP
 • Set career high in strikeouts vs RU (10) - W was first of his career
 • True swing & miss curveball, low 90's fastball in repertoire
 • Made 11 appearances out of bullpen in 2014, totaling 15.1 IP

CAREER STATISTICS

YEAR	ERA	W-L	APP	IP	H	R	ER	BB	SO	B/AVG
2015	2.78	2-1	4	22.2	18	9	7	10	21	.214
2014	7.04	0-1	11	15.1	12	14	12	11	14	.207
2013	6.43	0-0	5	7.0	8	5	5	6	3	.296

CAREER	4.80	2-2	20	45.0	38	28	24	27	38	..
---------------	------	-----	----	------	----	----	----	----	----	----

CAREER HIGHS

Innings: 6.0, twice
 Hits: 7, vs. Florida, 2/22/2015
 Runs: 4, vs. Virginia, 3/23/2014
 Earned Runs: 4, vs. Virginia, 3/23/2014
 Strikeouts: 10, vs. Rutgers, 2/14/2015
 Walks: 3, twice

30 • ANDREW SUAREZ LHP

6-2 • 205 • R-JR. • Miami, FL • Christopher Columbus
 • Making first start since Opening Day Sunday vs. NC State
 • Scratched from last three starts with oblique strain during bullpen prior to scheduled start vs. Florida (2/20)
 • Made season debut 2/13 on Opening Day: 5.0 IP, 2ER, 3K's (ND)
 • Returned to UM after being selected in MLB Draft 2nd Rd. (WAS)
 • Named to '15 Golden Spikes Award watch list, honoring top player
 • 2014 All-ACC Third Team selection with team-high 109.2 innings
 • Missed almost all freshman season (2012) due to shoulder surgery

CAREER STATISTICS

YEAR	ERA	W-L	APP	IP	H	R	ER	BB	SO	B/AVG
2015	3.60	0-0	1	5.0	8	2	2	2	3	.381
2014	2.95	6-3	16	109.2	108	46	36	15	87	.256
2013	3.95	3-5	15	86.2	94	47	38	19	57	.282
2012	19.29	0-0	3	2.1	6	5	5	1	1	.462

CAREER	3.58	9-8	35	203.2	216	100	81	37	148	..
---------------	------	-----	----	-------	-----	-----	----	----	-----	----

CAREER HIGHS

Innings: 9.0, four times
 Hits: 11, twice
 Runs: 7, twice
 Earned Runs: 7, twice
 Strikeouts: 10, twice
 Walks: 5, vs. Wake Forest, 5/12/2013

43 • THOMAS WOODREY LHP

6-3 • 205 • JR. • Lighthouse Point, FL • Card. Gibbons
 • Has made transition from bullpen to rotation for 2015
 • Picked up first loss of career in start vs. UofL - 11 H, 5 ER (3/7)
 • Tagged for seven runs vs. Wright State but just one earned (2/27)
 • Improved career record to 10-0 with 6.2 innings vs. Florida (2/20)
 • First start since freshman YR on 2/14/2015: 6.0 IP, 2ER, 2K's (W)
 • Had 31 appearances in 2014, all out of bullpen - 2.54 ERA
 • Has 66 strikeouts in career, career-high 5 vs FAU (2/20/2013)

CAREER STATISTICS

YEAR	ERA	W-L	APP	IP	H	R	ER	BB	SO	B/AVG
2015	3.28	2-1	4	24.2	30	19	9	5	13	.300
2014	2.54	4-0	31	49.2	38	14	14	11	36	.221
2013	3.12	4-0	19	40.1	35	18	14	14	30	.230

CAREER	2.90	10-1	54	114.2	103	51	37	30	79	..
---------------	------	------	----	-------	-----	----	----	----	----	----

CAREER HIGHS

Innings: 8.0, vs. Maine, 3/5/2013
 Hits: 11, vs. Louisville, 3/7/2015
 Runs: 7, twice
 Earned Runs: 5, vs. Louisville, 3/7/2015
 Strikeouts: 5, three times
 Walks: 5, vs. FAU, 2/20/2013

45 • CARL CHESTER OF

6-0 • 190 • FR. • Longwood, FL • Lake Brantley
 • Has reached base in 10 straight games heading into NC State
 • Offers dynamic speed and hitting ability at top of the order
 • 16 runs are third-most on team, three home runs leads team
 • Led off game vs. Stetson with towering solo HR to left field
 • Selected in 38th round of 2014 MLB Draft by Milwaukee
 • Chosen by *D1Baseball.com* as pick for ACC Freshman of the Year

CAREER STATISTICS

YEAR	AVG	GP-GS	AB	R	H	2B	3B	HR	RBI	SB-A
2014	.282	18-18	78	16	22	2	1	3	10	5-8

CAREER HIGHS

At Bats: 5, seven times
 Runs: 2, five times
 Hits: 3, vs. Wright State, 2/28/2015
 RBI: 1, 10 times
 Walks: 2, vs. Louisville, 3/7/2015
 Hitting Streak: 7 games

0 • ZACK COLLINS C/DH

6-3 • 220 • SO • Pembroke Pines, Fla. • Amer. Heritage
 • Mashed second HR and finished 2-for-3 with 3B vs. FGCU (3/4)
 • One of just two players to reach base in all 18 games this season
 • Connected on first HR of season - 3-run shot - vs. Florida (2/21)
 • 6th *Baseball America* National Freshman of the Year from Miami
 • Named ACC Freshman of the Year and to All-ACC Third Team at C
 • Ranked by *Perfect Game* as top 2016 Draft-eligible player in ACC
 • Drafted by Cincinnati Reds in 27th round of 2013 MLB Draft

CAREER STATISTICS

YEAR	AVG	GP-GS	AB	R	H	2B	3B	HR	RBI	SB-A
2015	.242	18-18	62	16	15	3	2	2	13	5-5
2014	.298	61-58	205	32	61	14	3	11	54	0-0

CAREER	.285	79-76	267	48	76	17	5	13	67	5-5
---------------	------	-------	-----	----	----	----	---	----	----	-----

CAREER HIGHS

At Bats: 6, twice
 Runs: 2, nine times
 Hits: 4, vs. Notre Dame, 4/20/2014
 RBI: 6, vs. NC State, 3/30/2014
 Walks: 3, three times
 Hitting Streak: 9 games

44 • PETER CROCITTO C/3B

6-0 • 205 • FR. • Palm City, FL • South Fork

CAREER STATISTICS

YEAR	AVG	GP-GS	AB	R	H	2B	3B	HR	RBI	SB-A
2015	.200	2-0	5	0	1	0	0	0	0	0-0

2 • RICKY EUSEBIO OF

5-11 • 195 • JR • Homestead, FL • Gulliver Prep
 • Riding five-game hitting streak into Friday's opener vs. NC State
 • Has reached base in 10 straight games; seven steals leads team
 • Ranks third in average (.356) and first in on-base percent (.524)
 • Excels on def., staff considers him among best def. UM CFs ever
 • Delivered gamewinning hit in 2/15 win over RU, bases-clearing 2B
 • Named to first team All-Dade senior season by *Miami Herald*

CAREER STATISTICS

YEAR	AVG	GP-GS	AB	R	H	2B	3B	HR	RBI	SB-A
2015	.356	18-18	59	20	21	5	2	0	8	7-8
2014	.263	44-13	57	16	15	2	0	0	7	6-6
2013	.221	47-23	95	14	21	3	0	0	8	8-9

CAREER	.270	109-54	211	50	57	10	3	0	23	21-22
---------------	------	--------	-----	----	----	----	---	---	----	-------

CAREER HIGHS

At Bats: 5, four times
 Runs: 3, twice
 Hits: 3, twice
 RBI: 3, three times
 Walks: 2, three times
 Steals: 2, four times
 Hitting Streak: 5 games (current)

HITTER PROFILES

13 • WILLIE ABREU OF

6-4 • 225 • SO • Hialeah, FL • Mater Academy
 • HR vs. FGCU was towering blast, landed in adjacent softball field
 • Elected team captain alongside fellow sophomore Bryan Garcia
 • Seven-game hitting streak was snapped in finale vs. UofL (3/8)
 • Had career-high four hits (4-for-5) in finale vs Wright State (3/1)
 • Delivered walk-off single bottom nine in G2 vs. WSU (2/28)
 • 2014 All-ACC third-team outfielder is among team's top hitters
 • 61 hits were tied for third-most among all Hurricanes
 • Drafted in 14th round of 2013 MLB Draft by Cincinnati Reds
 • Ranked No. 175 Draft-eligible prospect in 2013 by *Perfect Game*

CAREER STATISTICS

YEAR	AVG	GP-GS	AB	R	H	2B	3B	HR	RBI	SB-A
2015	.284	18-18	67	11	19	3	0	1	14	1-1
2014	.277	61-59	220	29	61	8	1	1	28	4-5

CAREER	.279	79-77	287	40	80	11	1	2	42	5-6
---------------	------	-------	-----	----	----	----	---	---	----	-----

CAREER HIGHS

At Bats: 7, vs. North Carolina, 5/16/2014
 Runs: 3, twice
 Hits: 4, vs. Wright State, 3/1/2015
 RBI: 3, vs. Virginia, 3/24/2014
 Walks: 2, nine times
 Steals: 1, four times
 Hitting Streak: 12 games

17 • CHRISTOPHER BARR 1B

6-1 • 200 • SO • Royal Palm Beach, FL • RPBeach HS
 • Has started past two games at first base heading into NCST
 • Started first seven games of season at 1B, excels defensively
 • Finished Opening Weekend .347 (5-for-14), went 1-for-4 vs. FAU
 • Missed 2014 season while recovering from surgery

CAREER STATISTICS

YEAR	AVG	GP-GS	AB	R	H	2B	3B	HR	RBI	SB-A
2015	.273	12-9	33	5	9	3	0	0	3	1-1
2013	.217	55-29	115	27	25	1	1	0	6	7-10

CAREER	.230	67-38	148	32	34	4	1	0	9	8-11
---------------	------	-------	-----	----	----	---	---	---	---	------

CAREER HIGHS

At Bats: 5, twice
 Runs: 2, twice
 Hits: 2, four times
 RBI: 3, vs. Virginia Tech, 3/22/2013
 Walks: 2, vs. Virginia Tech, 3/22/2013
 Steals: 2, vs. North Carolina, 3/17/2013
 Hitting Streak: 5 games

PLAYER PROFILES

28 • JACOB HEYWARD OF

- 6-3 • 201 • SO • McDonough, GA • Eagle's Landing
- Started finale vs. UofL (3/8) and FGCU (3/10) at DH
 - Made first start of season vs. Barry (2/27), had two walks
 - Saw action in all four games versus Rutgers, totaling 3 R & 2 RBI
 - Drafted in the 38th round of the 2013 MLB Draft by Atlanta
 - Ranked No. 196 senior overall (No. 11 in Georgia) by *Perfect Game*
 - Younger brother of St. Louis Cardinals' outfielder Jacob Heyward

CAREER STATISTICS

YEAR	AVG	GP-GS	AB	R	H	2B	3B	HR	RBI	SB-A
2015	.118	10-3	17	4	2	1	0	0	2	0-1
2014	.160	14-6	25	5	4	1	0	0	3	0-1

CAREER .143 24-9 42 9 6 2 0 0 5 0-2

CAREER HIGHS

At Bats: 4, twice
 Runs: 2, twice
 Hits: 3, vs. Duke, 5/24/2014
 RBI: 3, vs. Duke, 5/10/2014
 Walks: 1, five times
 Steals: N/A
 Hitting Streak: 2 games

7 • GEORGE ISKENDERIAN INF

- 6-0 • 190 • JR • Englewood Cliffs, NJ • IRCC
- Leads team with seven multi-hit games - five games with 3+ hits
 - Leads team with .403 AVG, and perfect 6-for-6 on steal attempts
 - Has reached base in every game - one of just two players (Collins)
 - Riding five-game hitting streak into Friday's opener vs. NC State
 - Made shift from SS to 3B in Game 2 of Florida series
 - Picked by St. Louis (34th RD) in MLB Draft out of Indian River CC
 - Played freshman season at South Carolina, hitting .250 with 6 RBI

CAREER STATISTICS

YEAR	AVG	GP-GS	AB	R	H	2B	3B	HR	RBI	SB-A
2015	.403	18-19	67	19	27	5	1	0	12	6-6

CAREER HIGHS

At Bats: 5, four times
 Runs: 3, vs. Rutgers, 2/15/2015
 Hits: 4, vs. Rutgers, 2/15/2015
 RBI: 3, vs. Rutgers, 2/14/2015
 Walks: 2, twice
 Steals: 2, vs. Louisville, 3/7/2015
 Hitting Streak: 7 games

40 • GARRETT KENNEDY C

- 6-1 • 210 • SR • Davie, Fla. • Archbishop McCarthy
- Went 3-for-8 with three runs scored in doubleheader vs. UofL (3/7)
 - Hit two-run walk-off home run in bottom nine vs. WSU (2/27)
 - Finished Opening Weekend .455 (5-for-11) with 6 R, 3 2B, 3 RBI
 - One of team's most experienced players, one of four seniors
 - Saw action in 43 games in 2014, including 38 starts at catcher
 - Batted .231 with three doubles, two HRs and 16 RBI junior year
 - Connected in homers in back-to-back games against Florida
 - Named to 2014 Coral Gables Regional All-Tournament Team
 - Has seen action in 128 games since freshman year (2012)

CAREER STATISTICS

YEAR	AVG	GP-GS	AB	R	H	2B	3B	HR	RBI	SB-A
2015	.341	15-12	41	12	14	4	0	1	6	0-0
2014	.231	43-38	117	14	27	3	0	2	16	1-1
2013	.282	45-39	124	17	35	4	0	3	16	0-2
2012	.165	40-31	85	6	14	0	0	0	4	0-1

CAREER .245 143-120 367 49 90 11 0 6 42 1-4

CAREER HIGHS

At Bats: 5, four times
 Runs: 5, vs. Rutgers, 2/15/2015
 Hits: 3, twice
 RBI: 3, vs. Oklahoma State, 5/31/2013
 Walks: 3, vs. St. John's, 3/5/2013
 Steals: 1, vs. UCF, 4/9/2014
 Hitting Streak: 4 games

51 • BRANDON LOPEZ SS

- 6-1 • 190 • JR • Miramar, FL • American Heritage
- Tied career high with three hits (3-for-4) in win over UofL (3/7)
 - Has served as starting SS since return from suspension (2/21)
 - One of the top defensive infielders in the conference
 - Has made 124 starts at shortstop in two+ seasons at Miami
 - Hit .233 with 29 RBI and six steals as a sophomore in 2014
 - Drafted in 34th round of 2012 MLB Draft by Toronto

CAREER STATISTICS

YEAR	AVG	GP-GS	AB	R	H	2B	3B	HR	RBI	SB-A
2015	.303	10-10	33	3	10	2	0	0	6	0-0
2014	.233	56-56	189	23	44	6	1	0	29	6-11
2013	.243	59-58	181	17	44	1	0	1	15	5-7

CAREER .239 125-124 403 43 104 9 1 1 48 11-18

CAREER HIGHS

At Bats: 7, vs. North Carolina, 5/16/2014
 Runs: 2, five times
 Hits: 3, five times
 RBI: 4, twice
 Walks: 3, twice
 Steals: 2, vs. Clemson, 4/27/2014
 Hitting Streak: 7 games

42 • EDGAR MICHELANGELI INF

- 6-1 • 210 • R-SO • Miami, FL • Florida Christian
- Had career high two hits in start vs. FAU (Feb. 17)
 - Riding four-game hitting streak into Friday's opener vs. UofL
 - Two-run 2B on 2/14/2015 in 8th helped clinch win vs. Rutgers
 - Made 18 appearances in first full season in '14, including 10 GS
 - Made first start of career against Stetson on 3/12/14
 - Sat out 2013 season due to NCAA transfer rules (Miami-Dade JC)

CAREER STATISTICS

YEAR	AVG	GP-GS	AB	R	H	2B	3B	HR	RBI	SB-A
2015	.294	15-8	34	4	10	3	0	0	3	1-1
2014	.209	17-10	43	4	9	3	0	0	9	0-1

CAREER .247 32-18 77 8 19 6 0 0 12 1-2

CAREER HIGHS

At Bats: 4, six times
 Runs: 2, vs. Wright State, 2/27/2015
 Hits: 2, vs. FAU, 2/17/2015
 RBI: 2, twice
 Walks: 1, five times
 Hitting Streak: 4 games

4 • JOHNNY RUIZ 2B

- 5-11 • 195 • SO • Coral Gables, FL • Westminster Chris.
- Went 2-for-4 in start at second base vs. Stetson (3/11)
 - Connected on 3B and scored one run as substitute vs. FGCU (3/4)
 - Made starts in 2 of 3 games in series versus Florida (2/20-22)
 - Started Opening Weekend at 2B, finishing with 3 H & 5 RBI
 - Delivered GWH on Opening Day, two-RBI single in 8th inning
 - Batted .229 with seven doubles and 11 RBI in 2014
 - Took over 3B midway thru '14 after Thompson suffered blood clot
 - Named 2013 4A-2A Player of the Year by *Miami Herald*
 - Hit .564 with five home runs and 40 RBI during senior season

CAREER STATISTICS

YEAR	AVG	GP-GS	AB	R	H	2B	3B	HR	RBI	SB-A
2015	.216	14-9	37	4	8	0	1	0	8	0-0
2014	.229	45-38	131	22	30	7	0	0	11	2-4

CAREER .226 59-47 168 26 38 7 0 0 19 2-4

CAREER HIGHS

At Bats: 5, vs. Rutgers, 2/15/2015
 Runs: 2, four times
 Hits: 3, twice
 RBI: 3, vs. Rutgers, 2/13/2015
 Walks: 2, six times
 Steals: 1, twice
 Hitting Streak: 6 games

28 • MALIK ROSIER OF

- 6-3 • 213 • FR • Mobile, AL • Faith Academy
- Had first career hits - two-RBI 1B & solo HR - 2/15/15 vs. Rutgers
 - Four-year letterman at Faith Academy, speedy & can hit for power
 - Played catcher first three seasons before switching to outfield
 - Hit over .400 junior season as starting catcher for Rams
 - Also playing quarterback for football team at Miami

CAREER STATISTICS

YEAR	AVG	GP-GS	AB	R	H	2B	3B	HR	RBI	SB-A
2015	.500	3-0	4	1	2	0	0	1	3	0-0

CAREER HIGHS

At Bats: 3, vs. Rutgers, 2/15/2015
 Runs: 1, vs. Rutgers, 2/15/2015
 Hits: 2, vs. Rutgers, 2/15/2015
 RBI: 3, vs. Rutgers, 2/15/2015
 Walks: N/A
 Steals: N/A
 Hitting Streak: N/A

8 • DAVID THOMPSON INF

- 6-2 • 220 • JR • Miami, FL • Westminster Christian
- Is hitting .526 over his last five games (10-for-19) with 11 RBI
 - Career night vs. FGCU (3/10): career-high 4 hits, 6 RBI (4-for-6)
 - Riding seven-game hitting streak into Friday vs. NC State
 - Has started all 18 games of season - 8 at 3B, 1 at DH, 9 at 1B
 - Preseason All-America second-team selection by *Baseball America*
 - Developed blood clot in arm midway through '14, missed 32 games
 - Earned Freshman All-America honors from *Perfect Game* in 2013
 - Was the first three-time *Miami Herald* Athlete of the Year winner
 - State home run leader for single season (19) and career (55), breaking records set by Alex Rodriguez at same school/ballpark

CAREER STATISTICS

YEAR	AVG	GP-GS	AB	R	H	2B	3B	HR	RBI	SB-A
2015	.358	18-18	67	14	24	6	1	2	21	1-2
2014	.278	30-30	108	15	30	6	1	0	15	0-1
2013	.286	52-51	182	22	52	14	0	6	46	3-5

CAREER .284 100-99 357 51 106 26 2 8 82 4-8

CAREER HIGHS

At Bats: 6, twice
 Runs: 3, twice
 Hits: 3, twice
 RBI: 6, vs. FGCU, 3/10/2015
 Walks: 2, three times
 Steals: 1, four times
 Hitting Streak: 9 games

10 • JUSTIN SMITH OF

- 6-2 • 205 • FR • St. John's, FL • Bartram Trail
- Connected for pinch hit single vs. Stetson (3/11)
 - Did not see any game action in series versus Florida
 - Had first career hit in first career at bat vs. Rutgers (2/14/2015)
 - Saw action in three games vs. Rutgers, scored two runs
 - Ranked No. 51 national high school prospect by *Perfect Game*
 - Ranked No. 43 high school prospect by *Baseball America*
 - Named *Perfect Game* First Team All-American from 2011-14
 - All-First Coast Honorable Mention from *Florida Times-Union* in '13

CAREER STATISTICS

YEAR	AVG	GP-GS	AB	R	H	2B	3B	HR	RBI	SB-A
2015	.286	5-0	7	2	2	0	0	0	0	0

CAREER HIGHS

At Bats: 3, vs. Rutgers, 2/15/2015
 Runs: 1, twice
 Hits: 1, vs. Rutgers, 2/14/2015
 RBI: N/A
 Walks: 1, vs. Rutgers, 2/14/2015
 Steals: N/A
 Hitting Streak: N/A



**2015 Miami Hurricanes Baseball
Overall Statistics for Miami (FL) (as of Mar 11, 2015)
(All games Sorted by Batting avg)**



Record: 12-6 Home: 9-1 Away: 3-5 ACC: 1-2

Player	avg	gp-gs	ab	r	h	2b	3b	hr	rbi	tb	slg%	bb	hp	so	gdp	ob%	sf	sh	sb-att	po	a	e	fld%	
George Iskenderian	.403	18-18	67	19	27	5	1	0	12	34	.507	10	2	14	1	.481	2	0	6-6	13	36	7	.875	
David Thompson	.358	18-18	67	14	24	6	1	2	21	38	.567	14	3	5	1	.482	1	1	1-3	84	29	2	.983	
Ricky Eusebio	.356	18-18	59	20	21	5	2	0	8	30	.508	14	8	8	0	.524	1	2	7-8	41	1	0	1.000	
Garrett Kennedy	.341	15-12	41	12	14	4	0	1	6	21	.512	10	0	4	1	.471	0	2	0-0	53	5	0	1.000	
Edgar Michelangeli	.294	15-8	34	4	10	3	0	0	3	13	.382	7	0	11	1	.415	0	2	1-1	17	18	2	.946	
Willie Abreu	.284	18-18	67	11	19	3	0	1	14	25	.373	5	3	12	2	.360	0	3	1-1	32	5	0	1.000	
Carl Chester	.282	18-18	78	16	22	2	1	3	10	35	.449	8	2	17	1	.364	0	0	5-8	22	1	0	1.000	
Zack Collins	.242	18-18	62	15	15	3	2	2	13	28	.452	16	4	17	2	.427	0	0	5-5	82	6	1	.989	
Johnny Ruiz	.216	14-9	37	4	8	0	1	0	8	10	.270	1	0	9	1	.237	0	1	0-0	19	28	2	.959	

Malik Rosier	.500	3-0	4	1	2	0	0	1	3	5	1.250	0	0	0	0	.500	0	0	0-0	3	0	0	1.000	
Sebastian Diaz	.364	7-3	11	3	4	0	0	0	3	4	.364	1	0	6	0	.385	1	0	1-1	7	5	3	.800	
Brandon Lopez	.303	10-10	33	3	10	2	1	0	6	14	.424	3	2	6	0	.395	0	2	0-0	13	31	5	.898	
Justin Smith	.286	5-0	7	2	2	0	0	0	0	2	.286	1	1	2	0	.444	0	0	0-0	0	0	0	.000	
Christopher Barr	.273	12-9	33	5	9	3	0	0	3	12	.364	3	2	11	1	.368	0	0	1-1	75	7	1	.988	
Peter Crocitto	.200	2-0	5	0	1	0	0	0	0	1	.200	0	0	2	0	.200	0	0	0-0	0	0	0	.000	
Jacob Heyward	.118	10-3	17	4	2	1	0	0	2	3	.176	4	1	4	0	.318	0	0	0-1	2	0	0	1.000	
Totals	.305	18	622	133	190	37	9	10	112	275	.442	97	28	128	11	.419	5	13	28-35	474	193	29	.958	
Opponents	.247	18	592	78	146	25	4	6	61	197	.333	60	14	129	13	.327	6	10	17-24	461	172	37	.945	

LOB - Team (173), Opp (130). DPs turned - Team (16), Opp (13). CI - Team (0), Opp (2). IBB - Team (1), Iskenderian 1, Opp (3). Picked off - Chester, C. 2, Michelangeli 1, Thompson, D. 1.

(All games Sorted by Earned run avg)

Player	era	w-l	app	gs	cg	sho	sv	ip	h	r	er	bb	so	2b	3b	hr	b/avg	wp	hp	bk	sfa	sha
Danny Garcia	1.84	3-0	6	4	0	0/1	0	29.1	25	7	6	7	28	1	1	0	.234	1	2	0	0	0
Enrique Sosa	2.78	2-1	4	4	0	0/0	0	22.2	18	9	7	10	21	4	0	2	.214	2	2	0	1	0
Thomas Woodrey	3.28	2-1	4	4	0	0/0	0	24.2	30	19	9	5	13	6	1	3	.300	0	2	1	2	2

Daniel Braggi	0.00	1-0	4	0	0	0/0	0	9.2	2	0	0	3	12	1	0	0	.069	1	0	0	0	0
Andy Honiotes	0.00	0-0	3	0	0	0/0	0	2.1	1	0	0	1	2	0	0	0	.167	0	1	0	0	0
Sam Abrams	0.00	0-0	2	0	0	0/0	0	1.1	1	0	0	2	0	0	0	0	.200	0	0	0	0	0
Bryan Garcia	0.93	1-1	8	0	0	0/0	4	9.2	5	2	1	4	8	0	0	0	.172	1	0	0	0	2
Michael Mediavilla	1.00	0-1	10	0	0	0/1	0	9.0	3	3	1	3	14	2	0	0	.100	1	1	0	1	2
Cooper Hammond	3.09	2-1	10	0	0	0/0	1	11.2	13	5	4	3	9	2	0	0	.289	0	2	0	0	3
Andrew Suarez	3.60	0-0	1	1	0	0/0	0	5.0	8	2	2	2	3	1	0	1	.381	0	0	0	0	0
Jesse Lepore	3.86	0-0	5	0	0	0/1	0	7.0	7	5	3	6	1	1	0	0	.250	1	0	1	0	0
Ryan Otero	6.08	0-0	6	2	0	0/0	1	13.1	14	10	9	5	7	4	1	0	.264	1	3	0	2	0
Derik Beauprez	11.12	1-1	6	3	0	0/0	0	11.1	17	14	14	9	11	3	0	0	.340	3	1	1	0	1
Daniel Sayles	18.00	0-0	4	0	0	0/0	0	1.0	2	2	2	0	0	0	1	0	.400	0	0	0	0	0
Totals	3.30	12-6	18	18	0	1/1	6	158.0	146	78	58	60	129	25	4	6	.247	11	14	3	6	10
Opponents	6.21	6-12	18	18	0	0/0	2	153.2	190	133	106	97	128	37	9	10	.305	26	28	1	5	13

PB - Team (3), Collins, Z. 3, Opp (4). Pickoffs - Team (5), Garcia, D. 2, Woodrey, T. 1, Suarez, A. 1, Collins, Z. 1, Opp (4). SBA/ATT - Collins, Z. (15-18), Hammond, C. (8-8), Beauprez, D. (5-5), Kennedy, G. (2-5), Sosa, E. (2-4), Otero, R. (2-2), Woodrey, T. (0-2), Garcia, B. (0-1), Honiotes, A. (0-1), Garcia, D. (0-1).



2015 Miami Hurricanes Baseball
Overall Statistics for Miami (FL) (as of Mar 11, 2015)
(All games Sorted by Fielding pct)



Player	c	po	a	e	fld%	dp	sba	csb	sba%	pb	ci
Garrett Kennedy	58	53	5	0	1.000	0	2	3	.400	0	0
Ricky Eusebio	42	41	1	0	1.000	1	0	0	---	0	0
Willie Abreu	37	32	5	0	1.000	1	0	0	---	0	0
Carl Chester	23	22	1	0	1.000	0	0	0	---	0	0
Thomas Woodrey	6	3	3	0	1.000	0	0	2	.000	0	0
Ryan Otero	4	2	2	0	1.000	0	2	0	1.000	0	0
Malik Rosier	3	3	0	0	1.000	0	0	0	---	0	0
Cooper Hammond	3	1	2	0	1.000	0	8	0	1.000	0	0
Jacob Heyward	2	2	0	0	1.000	0	0	0	---	0	0
Michael Mediavilla	2	0	2	0	1.000	0	0	0	---	0	0
Daniel Braggi	1	0	1	0	1.000	0	0	0	---	0	0
Zack Collins	89	82	6	1	.989	1	15	3	.833	3	0
Christopher Barr	83	75	7	1	.988	6	0	0	---	0	0
David Thompson	115	84	29	2	.983	8	0	0	---	0	0
Johnny Ruiz	49	19	28	2	.959	7	0	0	---	0	0
Edgar Michelangeli	37	17	18	2	.946	7	0	0	---	0	0
Brandon Lopez	49	13	31	5	.898	7	0	0	---	0	0
George Iskenderian	56	13	36	7	.875	5	0	0	---	0	0
Danny Garcia	8	0	7	1	.875	0	0	1	.000	0	0
Sebastian Diaz	15	7	5	3	.800	2	0	0	---	0	0
Derik Beauprez	6	3	1	2	.667	0	5	0	1.000	0	0
Bryan Garcia	3	0	2	1	.667	0	0	1	.000	0	0
Enrique Sosa	3	2	0	1	.667	0	2	2	.500	0	0
Andrew Suarez	2	0	1	1	.500	0	0	0	---	0	0
Peter Crocitto	0	0	0	0	.000	0	0	0	---	0	0
Sam Abrams	0	0	0	0	.000	0	0	0	---	0	0
Andy Honiotes	0	0	0	0	.000	0	0	1	.000	0	0
Justin Smith	0	0	0	0	.000	0	0	0	---	0	0
Daniel Sayles	0	0	0	0	.000	0	0	0	---	0	0
Jesse Lepore	0	0	0	0	.000	0	0	0	---	0	0
Totals	696	474	193	29	.958	16	17	7	.708	3	0
Opponents	670	461	172	37	.945	13	28	7	.800	4	2

Hitting minimums - 13 Games 1 AB
Pitching minimums - 1 Games 1.0 IP/Game



**2015 Miami Hurricanes Baseball
Overall Statistics for Miami (FL) (as of Mar 08, 2015)
(ACC Statistics Sorted by Batting avg)**



Record: 1-2 Home: 0-0 Away: 1-2 ACC: 1-2

Player	avg	gp-gs	ab	r	h	2b	3b	hr	rbi	tb	slg%	bb	hp	so	gdp	ob%	sf	sh	sb-att	po	a	e	fld%	
George Iskenderian	.571	3-3	14	5	8	2	0	0	1	10	.714	0	0	2	0	.571	0	0	2-2	3	5	2	.800	
Brandon Lopez	.400	3-3	10	1	4	1	1	0	3	7	.700	1	1	1	0	.500	0	1	0-0	2	8	2	.833	
Ricky Eusebio	.300	3-3	10	2	3	1	0	0	2	4	.400	0	3	2	0	.462	0	1	1-2	9	0	0	1.000	
David Thompson	.300	3-3	10	0	3	2	0	0	3	5	.500	3	1	0	0	.500	0	0	0-0	26	4	0	1.000	
Zack Collins	.273	3-3	11	1	3	1	0	0	1	4	.364	3	0	3	0	.429	0	0	1-1	11	0	0	1.000	
Willie Abreu	.231	3-3	13	3	3	1	0	0	4	4	.308	0	0	5	1	.231	0	0	0-0	5	3	0	1.000	
Sebastian Diaz	.167	3-1	6	1	1	0	0	0	1	1	.167	0	0	5	0	.167	0	0	0-0	2	3	3	.625	
Carl Chester	.083	3-3	12	3	1	0	0	0	2	1	.083	4	0	4	0	.313	0	0	0-0	6	0	0	1.000	
Johnny Ruiz	.000	3-2	7	0	0	0	0	0	0	0	.000	1	0	1	0	.125	0	0	0-0	4	5	0	1.000	

Garrett Kennedy	.375	2-2	8	3	3	0	0	0	1	3	.375	1	0	1	0	.444	0	0	0-0	6	0	0	1.000	
Jacob Heyward	.000	1-1	4	0	0	0	0	0	0	0	.000	0	0	1	0	.000	0	0	0-0	0	0	0	.000	
Edgar Michelangeli	.000	1-0	1	0	0	0	0	0	0	0	.000	0	0	1	0	.000	0	0	0-0	0	0	0	.000	
Totals	.274	3	106	19	29	8	1	0	18	39	.368	13	5	26	1	.379	0	2	4-5	76	33	7	.940	
Opponents	.267	3	101	19	27	7	1	1	15	39	.386	15	1	16	1	.368	0	4	4-4	81	29	6	.948	

LOB - Team (28), Opp (26). DPs turned - Team (2), Opp (1). CI - Team (0), Opp (2). IBB - Team (0), Opp (2). Picked off - Thompson, D. 1.

(ACC Statistics Sorted by Earned run avg)

Player	era	w-l	app	gs	cg	sho	sv	ip	h	r	er	bb	so	2b	3b	hr	b/avg	wp	hp	bk	sfa	sha		
Danny Garcia	0.00	0-0	1	0	0	0/0	0	4.0	2	0	0	0	1	0	0	0	.154	0	0	0	0	0		
Bryan Garcia	0.00	0-1	2	0	0	0/0	1	3.1	1	1	0	3	3	0	0	0	.100	0	0	0	0	2		
Enrique Sosa	5.40	1-0	1	1	0	0/0	0	5.0	4	4	3	3	3	1	0	1	.200	2	0	0	0	0		
Thomas Woodrey	7.50	0-1	1	1	0	0/0	0	6.0	11	7	5	0	5	3	1	0	.407	0	0	1	0	2		

Michael Mediavilla	0.00	0-0	2	0	0	0/0	0	1.2	0	2	0	2	2	0	0	0	.000	0	0	0	0	0		
Cooper Hammond	0.00	0-0	1	0	0	0/0	0	1.1	2	0	0	1	0	1	0	0	.400	0	1	0	0	0		
Sam Abrams	0.00	0-0	1	0	0	0/0	0	1.1	1	0	0	1	0	0	0	0	.200	0	0	0	0	0		
Daniel Braggi	0.00	0-0	1	0	0	0/0	0	0.2	1	0	0	1	0	1	0	0	.333	0	0	0	0	0		
Derik Beauprez	18.00	0-0	1	1	0	0/0	0	2.0	4	4	4	4	2	1	0	0	.400	1	0	0	0	0		
Daniel Sayles	99.00	0-0	1	0	0	0/0	0	0.0	1	1	1	0	0	0	0	0	1.000	0	0	0	0	0		
Totals	4.62	1-2	3	3	0	0/0	1	25.1	27	19	13	15	16	7	1	1	.267	3	1	1	0	4		
Opponents	5.00	2-1	3	3	0	0/0	1	27.0	29	19	15	13	26	8	1	0	.274	5	5	0	0	2		

PB - Team (0), Opp (1). Pickoffs - Team (0), Opp (1). SBA/ATT - Collins, Z. (4-4), Hammond, C. (2-2), Sosa, E. (1-1), Beauprez, D. (1-1).



2015 Miami Hurricanes Baseball Overall Statistics for Miami (FL) (as of Mar 08, 2015) (ACC Statistics Sorted by Fielding pct)

Player	c	po	a	e	fld%	dp	sba	csb	sba%	pb	ci
David Thompson	30	26	4	0	1.000	1	0	0	---	0	0
Zack Collins	11	11	0	0	1.000	1	4	0	1.000	0	0
Ricky Eusebio	9	9	0	0	1.000	0	0	0	---	0	0
Johnny Ruiz	9	4	5	0	1.000	1	0	0	---	0	0
Willie Abreu	8	5	3	0	1.000	1	0	0	---	0	0
Carl Chester	6	6	0	0	1.000	0	0	0	---	0	0
Garrett Kennedy	6	6	0	0	1.000	0	0	0	---	0	0
Bryan Garcia	2	0	2	0	1.000	0	0	0	---	0	0
Danny Garcia	1	0	1	0	1.000	0	0	0	---	0	0
Thomas Woodrey	1	1	0	0	1.000	0	0	0	---	0	0
Enrique Sosa	1	1	0	0	1.000	0	1	0	1.000	0	0
Cooper Hammond	1	0	1	0	1.000	0	2	0	1.000	0	0
Daniel Braggi	1	0	1	0	1.000	0	0	0	---	0	0
Brandon Lopez	12	2	8	2	.833	1	0	0	---	0	0
George Iskenderian	10	3	5	2	.800	0	0	0	---	0	0
Sebastian Diaz	8	2	3	3	.625	0	0	0	---	0	0
Michael Mediavilla	0	0	0	0	.000	0	0	0	---	0	0
Jacob Heyward	0	0	0	0	.000	0	0	0	---	0	0
Derik Beauprez	0	0	0	0	.000	0	1	0	1.000	0	0
Sam Abrams	0	0	0	0	.000	0	0	0	---	0	0
Daniel Sayles	0	0	0	0	.000	0	0	0	---	0	0
Edgar Michelangeli	0	0	0	0	.000	0	0	0	---	0	0
Totals	116	76	33	7	.940	2	4	0	1.000	0	0
Opponents	116	81	29	6	.948	1	4	1	.800	1	2

Hitting minimums - 3 Games 1 AB
Pitching minimums - 1 Games 1.0 IP/Game



**2015 Miami Hurricanes Baseball
Miscellaneous Stats for Miami (FL) (as of Mar 13, 2015)
(All games)**



STARTERS SUMMARY

Player	GS	Position										Batting Order											
		p	c	1b	2b	3b	ss	lf	cf	rf	of	dh	1st	2nd	3rd	4th	5th	6th	7th	8th	9th		
Willie Abreu	18	18	.	.	.	5	13	
David Thompson	18	.	.	9	.	8	1	.	.	5	5	7	1	.	.
Ricky Eusebio	18	18
George Iskenderia	18	10	8	2	6	.	6	4	.	.
Carl Chester	18	18
Zack Collins	18	.	11	7	.	.	16	2
Garrett Kennedy	12	.	7	5	5	7	.	.
Brandon Lopez	10	10	2	2	6
Johnny Ruiz	9	.	.	.	9	6	3
Christopher Barr	9	.	.	9	2	7
Edgar Michelangel	8	.	.	.	7	1	4	4	.
Danny Garcia	4	4
Thomas Woodrey	4	4
Enrique Sosa	4	4
Sebastian Diaz	3	.	.	.	2	1	2	1
Jacob Heyward	3	3	2	1
Derik Beauprez	3	3
Ryan Otero	2	2
Andrew Suarez	1	1

**Starting Lineup By Position
(Team W-L record when starter)**

PITCHER:		
Enrique Sosa	4	(3-1)
Thomas Woodrey	4	(3-1)
Danny Garcia	4	(4-0)
Derik Beauprez	3	(0-3)
Ryan Otero	2	(1-1)
Andrew Suarez	1	(1-0)
CATCHER:		
Zack Collins	11	(8-3)
Garrett Kennedy	7	(4-3)
FIRST BASE:		
David Thompson	9	(5-4)
Christopher Barr	9	(7-2)
SECOND BASE:		
Johnny Ruiz	9	(5-4)
Edgar Michelangeli	7	(5-2)
Sebastian Diaz	2	(2-0)
THIRD BASE:		
George Iskenderian	10	(6-4)
David Thompson	8	(6-2)
SHORTSTOP:		
Brandon Lopez	10	(6-4)
George Iskenderian	8	(6-2)
LEFT FIELD:		
Carl Chester	18	(12-6)
CENTER FIELD:		
Ricky Eusebio	18	(12-6)
RIGHT FIELD:		
Willie Abreu	18	(12-6)
DESIGNATED HITTER:		
Zack Collins	7	(4-3)
Garrett Kennedy	5	(3-2)
Jacob Heyward	3	(2-1)
David Thompson	1	(1-0)
Sebastian Diaz	1	(1-0)
Edgar Michelangeli	1	(1-0)

**Starting Lineup By Lineup Spot
(Team W-L record when starter)**

LEADOFF:		
Carl Chester	18	(12-6)
2ND SPOT:		
Ricky Eusebio	18	(12-6)
3RD SPOT:		
Zack Collins	16	(11-5)
George Iskenderian	2	(1-1)
CLEANUP:		
George Iskenderian	6	(4-2)
David Thompson	5	(4-1)
Willie Abreu	5	(3-2)
Zack Collins	2	(1-1)
5TH SPOT:		
Willie Abreu	13	(9-4)
David Thompson	5	(3-2)
6TH SPOT:		
David Thompson	7	(5-2)
George Iskenderian	6	(3-3)
Garrett Kennedy	5	(4-1)
7TH SPOT:		
Garrett Kennedy	7	(3-4)
Edgar Michelangeli	4	(4-0)
George Iskenderian	4	(4-0)
Brandon Lopez	2	(1-1)
David Thompson	1	(0-1)
8TH SPOT:		
Johnny Ruiz	6	(4-2)
Edgar Michelangeli	4	(2-2)
Christopher Barr	2	(2-0)
Jacob Heyward	2	(1-1)
Brandon Lopez	2	(1-1)
Sebastian Diaz	2	(2-0)
9TH SPOT:		
Christopher Barr	7	(5-2)
Brandon Lopez	6	(4-2)
Johnny Ruiz	3	(1-2)
Jacob Heyward	1	(1-0)
Sebastian Diaz	1	(1-0)



**2015 Miami Hurricanes Baseball
Games Summary for Miami (FL) (as of Mar 13, 2015)
(All games)**



Score by innings	1	2	3	4	5	6	7	8	9	Total
Miami (FL)	21	18	13	30	12	13	6	12	8	133
Opponents	10	14	10	11	4	7	7	7	8	78

Record when ...

Overall	12-6	After 6 leading	9-1
Conference	1-2 trailing	2-3
Non-Conference	11-4 tied	1-2
Home games	9-1	After 7 leading	9-0
Away games	3-5 trailing	2-4
Neutral site	0-0 tied	1-2
Day games	3-4	After 8 leading	10-0
Night games	9-2 trailing	2-4
vs Left starter	6-2 tied	0-2
vs Right starter	6-4		
1-Run games	2-3	Hit 0 home runs	6-4
2-Run games	1-1	... 1 home run	4-2
5+Run games	5-1	... 2+ home runs	2-0
Extra innings	0-0		
Shutouts	1-0	Opponent 0 home runs	7-5
	 1 home run	5-1
Scoring 0-2 runs	0-1 2+ HRs	0-0
..... 3-5 runs	3-3		
..... 6-9 runs	7-2	Made 0 errors	1-1
..... 10+ runs	2-0	... 1 error	5-2
		... 2+ errors	6-3
Opponent 0-2 runs	3-1		
..... 3-5 runs	8-3	Opp. made 0 errors	1-2
..... 6-9 runs	1-1 1 error	3-2
..... 10+ runs	0-1 2+ errors	8-2
Scored in 1st inning	7-2	Out-hit opponent	9-1
Opp. scored in 1st	3-3	Out-hit by opponent	3-5
Scores first	9-3	Hits are tied	0-0
Opp. scores first	3-3		

Record when team scores:

Runs	0	1	2	3	4	5	6	7	8	9	10+
W-L	0-0	0-1	0-0	0-2	1-1	2-0	0-2	3-0	1-0	3-0	2-0

Record when opponent scores:

Runs	0	1	2	3	4	5	6	7	8	9	10+
W-L	1-0	0-0	2-1	4-0	2-1	2-2	0-0	1-0	0-0	0-1	0-1

Record when leading after:

Inn.	1	2	3	4	5	6	7	8
W-L	7-1	8-1	8-0	9-0	9-1	9-1	9-0	10-0

Record when trailing after:

Inn.	1	2	3	4	5	6	7	8
W-L	2-3	3-4	2-3	2-4	3-4	2-3	2-4	2-4

Record when tied after:

Inn.	1	2	3	4	5	6	7	8
W-L	3-2	1-1	2-3	1-2	0-1	1-2	1-2	0-2

Current winning streak: 2
 Longest winning streak: 4
 Longest losing streak: 2

Home attendance : 24146 (10 dates avg = 2414)

Away attendance : 21212 (8 dates avg = 2651)

Total attendance: 45358 (18 dates avg = 2519)



**2015 Miami Hurricanes Baseball
Miscellaneous Stats for Miami (FL) (as of Mar 13, 2015)
(All games)**



Multiple Hit Games	2	3	4	5+	Total
George Iskenderian	3	3	1	-	7
Ricky Eusebio	5	1	-	-	6
Carl Chester	5	1	-	-	6
David Thompson	3	2	1	-	6
Zack Collins	5	-	-	-	5
Willie Abreu	3	-	1	-	4
Garrett Kennedy	2	1	-	-	3
Christopher Barr	2	-	-	-	2
Johnny Ruiz	2	-	-	-	2
Brandon Lopez	1	1	-	-	2
Edgar Michelangeli	1	-	-	-	1
Malik Rosier	1	-	-	-	1
TEAM	33	9	3	0	45

Multiple RBI Games	2	3	4	5+	Total
David Thompson	3	-	1	1	5
Willie Abreu	3	1	-	-	4
George Iskenderian	2	1	-	-	3
Zack Collins	-	3	-	-	3
Garrett Kennedy	2	-	-	-	2
Johnny Ruiz	1	1	-	-	2
Ricky Eusebio	1	1	-	-	2
Edgar Michelangeli	1	-	-	-	1
Malik Rosier	-	1	-	-	1
Jacob Heyward	1	-	-	-	1
Brandon Lopez	-	1	-	-	1
TEAM	14	9	1	1	25

Hitting Streaks	Longest	Current
Willie Abreu	7	2
Carl Chester	7	2
George Iskenderian	7	5
David Thompson	7	7
Ricky Eusebio	5	5
Edgar Michelangeli	4	-
Brandon Lopez	4	2
Garrett Kennedy	4	4
Sebastian Diaz	3	-
Christopher Barr	3	2
Zack Collins	3	-
Jacob Heyward	2	-
Johnny Ruiz	2	2
Peter Crocitto	1	-
Justin Smith	1	1
Malik Rosier	1	1

Reached Base Streaks	Longest	Current
Zack Collins	18	18
George Iskenderian	18	18
Ricky Eusebio	10	10
Carl Chester	10	10
David Thompson	10	10
Garrett Kennedy	9	9
Willie Abreu	8	2
Christopher Barr	7	2
Edgar Michelangeli	5	-
Brandon Lopez	4	4
Jacob Heyward	3	-
Sebastian Diaz	3	-
Justin Smith	2	1
Johnny Ruiz	2	2
Peter Crocitto	1	-
Malik Rosier	1	1



2014 Miami Hurricanes Baseball
Miami Hurricanes at #19 NC State
Mar 28, 2014 at Raleigh, N.C. (Doak Field)

**Miami Hurricanes 2 (16-12,7-4)****NC State 1 (15-10,3-8)**

Player	ab	r	h	rbi	bb	so	po	a	lob	Player	ab	r	h	rbi	bb	so	po	a	lob
Dale Carey cf	5	0	1	0	0	2	1	0	1	Brett Austin c	4	0	2	0	0	0	7	2	0
Tyler Palmer lf	3	1	1	0	1	0	0	0	0	Jake Fincher cf	4	0	0	0	0	0	5	0	1
Willie Abreu rf	2	1	2	0	2	0	2	0	0	Trea Turner ss	4	0	1	0	0	1	3	3	0
Ricky Eusebio cf	0	0	0	0	0	0	0	0	0	Andrew Knizner 3b	4	0	0	0	0	0	1	0	0
Brad Fieger 1b	4	0	1	1	0	0	13	3	4	Logan Ratledge 2b	4	0	0	0	0	1	1	1	0
Zack Collins dh	3	0	0	1	0	0	0	0	1	Matt Vernon dh	1	1	0	0	2	1	0	0	0
Alex Hernandez 2b	4	0	0	0	0	1	1	3	1	Jake Armstrong lf	1	0	0	0	1	0	2	0	2
Johnny Ruiz 3b	4	0	1	0	0	0	0	4	0	Kyle Cavanaugh 1b	3	0	0	0	0	0	6	1	2
Brandon Lopez ss	4	0	1	0	0	2	4	4	1	Garrett Suggs rf	2	0	0	0	0	2	2	0	0
Garrett Kennedy c	4	0	0	0	0	3	4	2	0	Chance Shepard ph	1	0	0	0	0	0	0	0	0
Chris Diaz p	0	0	0	0	0	0	0	2	0	Brian Taylor rf	0	0	0	0	0	0	0	0	0
Thomas Woodrey p	0	0	0	0	0	0	1	0	0	Carlos Rodon p	0	0	0	0	0	0	0	1	0
Cooper Hammond p	0	0	0	0	0	0	1	0	0	Eric Peterson p	0	0	0	0	0	0	0	0	0
Totals	33	2	7	2	3	8	27	18	8	Totals	28	1	3	0	3	5	27	8	4

Score by Innings	1	2	3	4	5	6	7	8	9	R	H	E
Miami Hurricanes	1	0	0	0	0	0	0	1	0	2	7	1
NC State	0	0	0	0	1	0	0	0	0	1	3	1

E - Ruiz, J.(7); Turner(4). DP - UM 2. LOB - UM 8; NC State 4. 2B - Carey, D.(9). HBP - Armstrong. SF - Collins, Z.(1). SB - Palmer, T.(8); Abreu, W.(2); Lopez, B.(1). CS - Ruiz, J.(2).

Miami Hurricanes	ip	h	r	er	bb	so	ab	bf	np	NC State	ip	h	r	er	bb	so	ab	bf	np
Chris Diaz	5.1	1	1	0	2	4	15	18	71	Carlos Rodon	6.0	4	1	1	3	5	22	25	94
Thomas Woodrey	2.2	2	0	0	1	0	10	11	40	Eric Peterson	3.0	3	1	1	0	3	11	12	41
Cooper Hammond	1.0	0	0	0	0	1	3	3	16										

Win - Woodrey, T. (1-0). Loss - Peterson, E. (1-2). Save - Hammond, C. (1).

HBP - by Diaz, C. (Armstrong). Pitches/strikes: Diaz, C. 71/41; Woodrey, T. 40/24; Hammond, C. 16/10; Rodon 94/60; Peterson, E. 41/31.

Umpires - HP: Tony Walsh 1B: Jamie Roebuck 3B: Scott Cline

Start: 6:03 Time: 2:31 Attendance: 496

Weather: 64 degrees, overcast



2014 Miami Hurricanes Baseball
Miami Hurricanes at #19 NC State
Mar 29, 2014 at Raleigh, N.C. (Doak Field)



Miami Hurricanes 2 (15-12,6-4)

NC State 1 (15-9,3-7)

Player	ab	r	h	rbi	bb	so	po	a	lob
Dale Carey cf/rf	4	2	2	1	0	0	2	0	0
Tyler Palmer lf	4	0	0	0	0	3	3	1	0
Willie Abreu rf	3	0	2	1	1	1	0	0	0
Ricky Eusebio pr/cf	0	0	0	0	0	0	0	0	0
Zack Collins dh	4	0	0	0	0	0	0	0	2
Brad Fieger 1b	4	0	1	0	0	1	12	3	1
Johnny Ruiz 3b	4	0	0	0	0	0	0	5	0
Alex Hernandez 2b	4	0	0	0	0	1	3	1	0
Garrett Kennedy c	3	0	0	0	0	1	3	0	1
Brandon Lopez ss	3	0	0	0	0	0	1	5	1
Andrew Suarez p	0	0	0	0	0	0	2	0	0
Bryan Garcia p	0	0	0	0	0	0	1	0	0
Totals	33	2	5	2	1	7	27	15	5

Player	ab	r	h	rbi	bb	so	po	a	lob
Brett Austin c	4	1	2	1	0	0	7	0	1
Trea Turner ss	4	0	1	0	0	0	0	1	1
Jake Fincher cf	4	0	0	0	0	1	2	0	1
Logan Ratledge 2b	4	0	2	0	0	0	1	3	0
Andrew Knizner 3b	3	0	1	0	0	0	1	2	0
Matt Vernon dh	3	0	0	0	0	1	0	0	0
Carlos Rodon dh	1	0	0	0	0	0	0	0	0
Bubby Riley lf	4	0	0	0	0	1	2	0	3
Jake Armstrong 1b/rf	3	0	0	0	0	0	8	1	0
Garrett Suggs rf	2	0	0	0	0	0	3	0	0
Kyle Cavanaugh ph/1b	1	0	0	0	0	0	1	1	0
Andrew Woeck p	0	0	0	0	0	0	1	1	0
D.J. Thomas p	0	0	0	0	0	0	1	2	0
Totals	33	1	6	1	0	3	27	11	6

Score by Innings	1	2	3	4	5	6	7	8	9	R	H	E
Miami Hurricanes	0	0	1	0	0	1	0	0	0	2	5	2
NC State	0	0	0	0	0	0	0	1	0	1	6	1

E - Ruiz, J. 2(6); Knizner(4). DP - UM 1. LOB - UM 5; NC State 6. 2B - Carey, D.(8); Ratledge(1). HR - Carey, D.(5); Austin(1). SH - Knizner(1). SB - Turner(8).

Miami Hurricanes	ip	h	r	er	bb	so	ab	bf	np
Andrew Suarez	8.0	5	1	1	0	3	30	30	105
Bryan Garcia	1.0	1	0	0	0	0	3	4	10

NC State	ip	h	r	er	bb	so	ab	bf	np
Andrew Woeck	5.1	4	2	2	1	7	20	21	74
D.J. Thomas	3.2	1	0	0	0	0	13	13	53

Win - Suarez, A. (3-1). Loss - Woeck (3-1). Save - Garcia, B. (7).
 Pitches/strikes: Suarez, A. 105/67; Garcia, B. 10/6; Woeck 74/50; Thomas 53/38.

Umpires - HP: Jamie Robuck 1B: Scott Cline 3B: Tony Walsh
 Start: 2:36 Time: 2:20 Attendance: 496
 Weather: 65 degrees, overcast, drizzly



2014 Miami Hurricanes Baseball
Miami Hurricanes at #19 NC State
Mar 30, 2014 at Raleigh, N.C. (Doak Field)

**Miami Hurricanes 12 (17-12,8-4)****NC State 5 (15-11,3-9)**

Player	ab	r	h	rbi	bb	so	po	a	lob
Dale Carey cf	4	1	0	0	2	2	1	0	2
Tyler Palmer lf	4	3	2	1	1	0	1	0	0
Willie Abreu rf	3	2	1	0	2	1	0	0	0
Ricky Eusebio ph	1	0	1	0	0	0	0	0	0
Zack Collins dh	6	2	3	6	0	0	0	0	2
Brad Fieger 1b	4	0	0	1	0	1	9	1	1
Johnny Ruiz 3b	3	1	2	1	1	1	2	1	0
Alex Hernandez 2b	5	1	1	0	0	1	1	6	3
Garrett Kennedy c	4	2	2	1	1	0	10	1	2
Brandon Lopez ss	4	0	2	2	0	0	1	3	0
Bryan Radziewski p	0	0	0	0	0	0	2	1	0
Cooper Hammond p	0	0	0	0	0	0	0	0	0
Bryan Garcia p	0	0	0	0	0	0	0	0	0
Totals	38	12	14	12	7	6	27	13	10

Player	ab	r	h	rbi	bb	so	po	a	lob
Trea Turner ss	5	0	2	1	0	1	3	4	0
Logan Ratledge 2b	4	0	0	0	1	3	1	3	0
Brett Austin c	5	0	0	0	0	3	5	1	4
Andrew Knizner 3b	4	1	2	1	0	1	0	3	1
Bubby Riley lf	3	1	0	0	1	1	1	0	0
Jake Armstrong 1b	4	2	2	2	0	1	12	0	0
Matt Vernon dh	1	1	0	0	2	1	0	0	0
Carlos Rodon dh	1	0	0	0	0	0	0	0	1
Jake Fincher cf	4	0	3	0	0	0	1	0	0
Garrett Suggs rf	1	0	0	0	0	0	1	0	0
Chance Shepard ph	0	0	0	0	1	0	0	0	0
Preston Palmeiro 1b	2	0	1	0	0	0	3	1	1
Logan Jernigan p	0	0	0	0	0	0	0	0	0
Will Gilbert p	0	0	0	0	0	0	0	0	0
Joe O'Donnell p	0	0	0	0	0	0	0	1	0
Brad Stone p	0	0	0	0	0	0	0	0	0
Jon Olczak p	0	0	0	0	0	0	0	0	0
Chris Williams p	0	0	0	0	0	0	0	0	0
Totals	34	5	10	4	5	11	27	13	7

Score by Innings	1	2	3	4	5	6	7	8	9	R	H	E
Miami Hurricanes	1	0	2	0	1	0	1	4	3	12	14	2
NC State	0	0	0	0	3	2	0	0	0	5	10	1

E - Radziewski 2(4); Austin(1). DP - UM 3; NC State 1. LOB - UM 10; NC State 7. 2B - Palmer, T.(4); Kennedy, G.(3); Turner(4); Knizner(5); Armstrong(3). HR - Collins, Z. 2(6); Knizner(3); Armstrong(3). HBP - Palmer, T.; Ruiz, J.. SH - Lopez, B.(3). SF - Fieger, B.(1). SB - Fincher(6).

Miami Hurricanes	ip	h	r	er	bb	so	ab	bf	np
Bryan Radziewski	6.0	7	5	5	5	7	22	27	108
Cooper Hammond	1.0	0	0	0	0	1	3	3	16
Bryan Garcia	2.0	3	0	0	0	3	9	9	33

NC State	ip	h	r	er	bb	so	ab	bf	np
Logan Jernigan	2.0	4	3	2	2	2	10	12	60
Will Gilbert	1.0	1	0	0	0	1	3	5	10
Joe O'Donnell	3.0	2	1	1	0	2	11	11	37
Brad Stone	0.0	0	1	1	1	0	0	2	11
Jon Olczak	2.0	4	6	6	3	1	9	13	44
Chris Williams	1.0	3	1	1	1	0	5	6	20

Win - Hammond, C. (3-0). Loss - Olczak (0-1). Save - None.

WP - Radziewski(2); Jernigan 2(3). HBP - by Gilbert (Ruiz, J.); by Stone (Palmer, T.). PB - Austin(5).

Pitches/strikes: Radziewski 108/62; Hammond, C. 16/11; Garcia, B. 33/21; Jernigan 60/35; Gilbert 10/8; O'Donnell 37/24; Stone 11/3; Olczak 44/26; Williams 20/10.

Umpires - HP: Scott Cline 1B: Tony Walsh 3B: Jamie Robuck

Start: 1:03 Time: 3:19 Attendance: 749

Weather: 48 degrees, windy, cold