

2011 University of Miami Volleyball Match Notes

Week 10 — University of Virginia, Virginia Tech (Atlantic Coast Conference matches)

Volleyball Contact: Bryan J. Harvey 305.284.3249 (office) • 305.301.9826 (cell) • bharvey@miami.edu (e-mail)

Social Media: hurricanesports.com • twitter.com/hurricanesports • facebook.com/miamihurricanes

2011 SCHEDULE AND RESULTS (17-3, 8-3 ACC)

AUGUST

21	Alumni Match (exhibition)	W, 5-0	25-11, 25-10, 25-9, 25-20, 15-7
<i>Tiger Classic</i>			
26	vs. Jacksonville State	W, 3-0	25-19, 25-18, 25-14
27	vs. Louisiana-Lafayette	W, 3-0	25-19, 25-21, 25-16
27	at LSU	W, 3-2	27-25, 13-25, 16-25, 25-22, 15-8

SEPTEMBER

<i>Pepperdine Asics Classic</i>			
2	vs. UC Santa Barbara	W, 3-0	25-19, 25-23, 25-22
3	vs. Georgia	W, 3-0	25-19, 25-13, 27-25
3	at Pepperdine	W, 3-1	18-25, 25-23, 25-21, 25-23
<i>Hurricane Invitational</i>			
8	Florida A&M	W, 3-0	25-13, 25-18, 25-14
9	Auburn	W, 3-0	25-14, 25-22, 25-16
10	#18 Oklahoma	W, 3-1	17-25, 25-17, 26-24, 25-19
14	at Florida State* (ESPNU)	L, 0-3	23-25, 21-25, 18-25
23	at Virginia Tech*	W, 3-0	25-23, 25-20, 25-20
25	at Virginia*	W, 3-0	25-20, 25-14, 25-22
30	Wake Forest*	W, 3-0	25-18, 25-16, 25-23

OCTOBER

2	Duke*	W, 3-0	25-22, 26-24, 25-20
7	at NC State*	W, 3-2	25-16, 19-25, 23-25, 27-25, 15-12
9	at North Carolina*	L, 2-3	29-31, 23-25, 25-19, 27-25, 11-15
14	Clemson*	W, 3-0	25-13, 25-22, 25-22
16	Georgia Tech*	L, 1-3	25-11, 22-25, 20-25, 21-25
21	at Boston College*	W, 3-1	26-24, 25-16, 16-25, 25-15
23	at Maryland*	W, 3-1	25-20, 22-25, 25-13, 25-23
28	Virginia*		7 p.m.
30	Virginia Tech* (RSN)		1 p.m.

NOVEMBER

4	North Carolina*		6 p.m.
6	NC State*		1 p.m.
10	at Duke*		7 p.m.
12	at Wake Forest*		5 p.m.
18	at Georgia Tech*		7 p.m.
19	at Clemson*		6 p.m.
26	Florida State*		5 p.m.

DECEMBER

2	NCAA First Round
3	NCAA Second Round
9	NCAA Regional Semifinals
10	NCAA Regional Championship
15	NCAA National Semifinals
17	NCAA National Championship

Matches in **BOLD** are Home Competitions in James L. Knight Sports Complex
All times are EASTERN

Match #21: Miami vs. Virginia (Fri., Oct. 28 – 7 p.m.)

Where: Coral Gables, Fla. (James L. Knight Sports Complex)

Live Stats & Video: Live stats and video available at HurricaneSports.com

Match #22: Miami vs. Virginia Tech (Sun., Oct. 30 – 1 p.m.)

Where: Coral Gables, Fla. (James L. Knight Sports Complex)

Television: Match is broadcast regionally on Fox Sports



Hurricane Warnings

◆ The University of Miami is showing its support for Breast Cancer Awareness on Friday, Oct. 28 when the Hurricanes host the University of Virginia in the annual “Dig Pink” match at the James L. Knight Sports Complex...

◆ Senior middle blocker Ali Becker leads the ACC and ranks 16th nationally in hitting percentage...

◆ Since 2008, the Miami Hurricanes are 40-11 at home inside the James L. Knight Sports Complex, including a 12-1 record in 2008 and a 6-1 mark this season...

MIAMI PROBABLE STARTERS

No.	Name	Yr.	Pos.	Ht.	kpg	pct.	dps	bps	pps
1	Alex Johnson	Soph.	RS	6-0	2.72	.234	3.13	0.66	3.30
2	Lane Carico	Sr.	OH	5-11	3.52	.268	4.25	0.33	3.97
3	Taylor Hollins	Soph.	OH	5-9	0.63	.140	2.50	0.02	0.73
9	Katie Gallagher	R-Sr.	S	5-11	1.06	11.07 ^A	2.55	0.41	1.38
10	Ryan Shaffer	Soph.	DS	5-7	0.01	.111	4.44	0.00	0.27
16	Emani Sims	R-Fr.	MB	5-11	1.65	.307	0.17	0.89	2.17
21	Ali Becker	Sr.	MB	6-1	2.93	.389	0.49	0.97	3.50

^A - assists per set

2011 UNIVERSITY OF MIAMI HURRICANES ROSTER

No.	Name	Pos.	Ht.	Yr.-Exp.	Hometown/High School
1	Alex Johnson	RS	6-0	Soph.-1L	Tallahassee, Fla./Leon
2	Lane Carico	OH	5-11	Sr.-3L	Manhattan Beach, Calif./Mira Costa
3	Taylor Hollins	OH	5-9	Soph.-1L	Long Beach, Calif./Lakewood
4	Alexis Mourning	MB	6-1	Fr.-HS	Arlington, Texas/Martin
5	Eryn Croft	OH	5-8	Fr.-HS	Gainesville, Fla./Gainesville
6	Julia Giampaolo	DS	5-7	Soph.-1L	Torrington, Conn./Torrington
7	Mariel Schofield	DS	5-5	Soph.-1L	Ijamsville, Md./Urbana
9	Katie Gallagher	S	5-11	R-Sr.-3L	Winter Park, Fla./Lake Highland
10	Ryan Shaffer	DS	5-7	Soph.-1L	San Jose, Calif./Archbishop Mitty
11	Blair Fuentes	S/H	6-0	Fr.-HS	Ridgewood, N.J./Ridgewood
12	Lizzie Hale	DS	6-0	Jr.-2L	Menlo Park, Calif./Menlo
16	Emani Sims	MB	5-11	R-Fr.-HS	Glenview, Ill./Glenbrook South
17	Christine Williamson	OH	5-11	R-Sr.-3L	Tampa, Fla./Plant
21	Ali Becker	MB	6-1	Sr.-3L	Katy, Texas/Cinco Ranch
23	Nrithya Sundararaman	S/H	5-10	Jr.-2L	Naperville, Ill./Naperville

Head Coach – Nicole Lantagne Welch (Maryland, 1994), 11th Season

Asst. Coach – Felix Hou (Shanghai Physical Education Institute, 1986), Fourth Season

Asst. Coach – Ashley Woods (University of Miami, 2008), First Season

Volunteer Asst. Coach – Erin Mitchem (College of the Ozarks, 2010), First Season

Strength & Conditioning – Andrew Klich (Connecticut, 2002), Second Season

Student Assistant – Ariell Cooke

Head Athletic Trainer – Scott McGonagle

Graduate Assistant Trainer – Nancy Melnyk

2011 UNIVERSITY OF MIAMI NUMERICAL ROSTER

No.	Name	Cl.	Pos.	Ht.	SP	Pct.	KPS	APS	DPS	BPS	Notes
1	Alex Johnson	Soph.	RS	6-0	71	.234	2.72	0.96	3.13	0.66	Owens five double-doubles this year
2	Lane Carico	Sr.	OH	5-11	69	3.52	.268	0.33	4.25	0.33	Three-time ACC Player of the Week
3	Taylor Hollins	Soph.	OH	5-9	54	.140	0.63	0.31	2.50	0.02	Started the last five matches
4	Alexis Mourning	Fr.	MB	6-1	18	.388	1.33	0.06	0.17	0.56	Season-high 12 kills at UNC
5	Eryn Croft	Fr.	OH	5-8			<i>Out with Injury</i>				Will miss the 2011 season following surgery
6	Julia Giampaolo	Soph.	DS	5-7	3	.000	0.00	0.00	0.33	0.00	Seen action in three matches this year
7	Mariel Schofield	Soph.	DS	5-5	38	.000	0.00	0.00	0.53	0.00	Serving specialist for the Hurricanes
9	Katie Gallagher	R-Sr.	S	5-11	71	.258	1.06	11.07	2.55	0.41	Leads the ACC in assists per set
10	Ryan Shaffer	Soph.	DS	5-7	71	.111	0.01	0.27	4.44	0.00	Career-high tying 32 digs at UNC
11	Blair Fuentes	Fr.	S/H	6-0	5	.000	0.40	0.60	0.00	0.00	Set all-time kills record in high school
12	Lizzie Hale	Jr.	DS	6-0	63	-.143	0.00	0.24	1.14	0.02	Season-high tying 13 digs at UNC
16	Emani Sims	R-Fr.	MB	5-11	66	.307	1.65	0.03	0.17	0.89	Second on the team in blocks
17	Christine Williamson	R-Sr.	OH	5-11	69	.199	2.12	0.03	0.77	0.45	Fourth on the team in kills
21	Ali Becker	Sr.	MB	6-1	71	.389	2.93	0.03	0.49	0.97	Ranks 16th nationally in hitting percentage
23	Nrithya Sundararaman	Jr.	S/H	5-10	9	-.200	0.00	1.33	0.11	0.00	Fourth all-time at UMiami in assists

Miami Welcomes Virginia, Virginia Tech to Coral Gables...

The University of Miami volleyball team returns home this weekend for a pair of Atlantic Coast Conference matches inside the James L. Knight Sports Complex. The Hurricanes welcome Virginia (Oct. 28 – 7 p.m.) followed by Virginia Tech (Oct. 30 – 1 p.m.).

Miami saw its 11-match home win streak snapped at the hands of Georgia Tech in its last match inside the James L. Knight Sports Complex on Oct. 16.

The match against the Cavaliers on Friday, Oct. 28 will serve as the Hurricanes' Dig Pink match in support of Breast Cancer Awareness. The match against the Hokies on Sunday, Oct. 30 will be televised regionally on Fox Sports – the second time this season the Canes will be on television.

Scouting Virginia...

The University of Virginia comes to Coral Gables with a record of 8-13 overall and a 2-9 mark in the ACC.

Senior outside hitter Simone Asque is the play maker for the Cavaliers, leading the way with a team-best 3.82 kills per set average – good enough for 71st in the NCAA. That also allows the senior outside hitter to rank third in the league for kills.

Meanwhile, junior middle blocker Jessica O'Shoney is second on the team with 2.84 kills per and her .361 hitting percentage ranks third in the league and 40th in the nation. She leads the team with 1.09 blocks per set, has a team-best 84 total blocks and leads the squad with 17 service aces on the season.

Series against the Cavaliers...

Virginia leads the all-time series against UMiami by an 8-6 margin. UM swept the Cavaliers earlier in the season in Charlottesville. However, the two teams have split the season series the previous two years.

Scouting Virginia Tech...

Virginia Tech comes to the *Sunshine State* sporting a record of 13-9 overall and 6-5 in the ACC. The Hokies are led by five players with 150-plus kills, sparked by outside hitter Cara Baarendse (227 total / 2.64 per set). Behind her is Justine Record with 189 kills (2.36 k/s).

Setter Erin Leaser sets up the offense with 557 assists (6.48 a/s), while Morgan O'Neill (344 digs / 4.05 per set) and Record (257 digs /

3.21 per set) control the defense. The middle is patrolled by Victoria Hamsher with a team-leading 107 blocks (1.24 b/s) followed by Baarendse with 64 blocks (0.74 b/s).

Series against the Hokies...

The Hurricanes leads the all-time series against the Hokies by a 12-5 advantage. Miami swept the Hokies earlier this year in Blacksburg, and has won the last seven matches consecutively in the series.

Dig Pink against Virginia...

Once again, the University of Miami is showing its support for Breast Cancer Awareness with its annual "Dig Pink" match when they wear pink and shows their support. Fans are encouraged to do the same and share funds through the Hurricanes fund-raising drive supporting the cause with numerous schools around the country.

Miami in the Poll...

Miami fell out of the Top 25 poll this week despite winning both matches a week ago against Boston College and Maryland, respectively. The Hurricanes saw their streak of six-straight weeks, which was a school record, snapped on Tuesday. However, the Canes are ranked No. 27 as they receive votes in the AVCA Coaches Poll.

Lucky Number 21...

Senior middle blocker Ali Becker has surged onto the scene this year for the Hurricanes. The Katy, Texas native leads the league in hitting percentage and ranks 16th nationally in that category as she hits at a .389 clip. Becker also has a team second-best 208 kills (2.93 k/s).

Just Look at the Numbers...

As a team, the Hurricanes are ranked among the top three in several categories inside the ACC. Nationally, the Canes rank second in digs (18.90 per set) and sixth in kills per set (14.58 per set). Setter Katie Gallagher ranks 27th nationally in assists (11.07 per set) and leads the league in that department, while Ali Becker is 16th nationally in hitting percentage (.389).

Gallagher Chasing the Mark...

Redshirt senior setter Katie Gallagher is chasing the all-time mark for career assists, now in second place with a total of 4,741. She needs just 197 more to surpass Jill Robinson (2003-06) on the list.

Pronunciations

(Lane) Carico	CARE-uh-COE
(Julia) Giampaolo	Gee-om-puh-LOW
(Mariel) Schofield	SKOW-field
(Ryan) Shaffer	Shah-fur
(Blair) Fuentes	Foo-when-tez
Emani (Sims)	EE-mahn-knee
Ali (Becker)	Alley
Nrithya Sundararaman	Nith-EE-uh Soon-dar-ar-Rahman
(Nicole) Lantagne (Welch)	Lan-TANE
(Felix) Hou	HOE

**AVCA Coaches Poll
Top 25**

**Poll #9
(Oct. 24)**

#	School (First Place Votes)	Record	Last
1.	Nebraska (38)	17-1	4
2.	California (8)	21-2	2
3.	Illinois (2)	20-1	1
4.	Southern California (12)	17-3	3
5.	Stanford	16-3	5
6.	UCLA	18-3	6
7.	Hawai'i	21-1	8
8.	Penn State	15-5	9
9.	Texas	14-4	10
10.	Washington	16-4	7
11.	Purdue	18-3	12
12.	Northern Iowa	22-1	11
13.	Florida	17-3	13
14.	Iowa State	16-3	15
15.	Minnesota	12-7	14
16.	Oregon	14-6	18
17.	San Diego	22-1	16
18.	Pepperdine	14-5	17
19.	Florida State	17-4	19
20.	Tennessee	18-3	20
21.	Oklahoma	19-5	22
22.	Michigan	15-7	21
23.	Ohio State	15-8	23
24.	Kentucky	19-4	24
25.	Colorado State	15-4	NR

Others Receiving Votes and appearing on two or more ballots: Daytona 53; **Miami (Fla.) 45**; Arizona 34; Long Beach State 34; Texas A&M 23; **Duke 16**; Western Kentucky 16; Michigan State 11; **North Carolina 11**; Tulsa 10; Kansas State 4; Ball State 3

Nicole Lantagne Welch

Head Coach
11th Year at Miami
Maryland, 1994
Record at Miami: 209-112
Overall Record: Same



Nicole Lantagne Welch is in her 11th season as head coach of the University of Miami volleyball program. Under her guidance since 2001, the team has posted winning records in eight of the last 10 seasons,

including ending the 2010 campaign ranked No. 26 in the RPI polls and No. 28 in the Pablo rankings.

Last season, Lantagne Welch helped guide the Canes to their second 20-win season in the last three years, and the second consecutive year in which UMiami advanced to the NCAA Tournament. Miami ended the season with a 23-9 overall mark (13-7 Atlantic Coast Conference) and finished third in the conference regular season standings. Along the way, the Hurricanes defeated NCAA Tournament participants Florida State, Middle Tennessee State, Georgia Southern, Wichita State and North Carolina.

At the end of the year, Lantagne Welch saw her first-ever AVCA All-American honored in the form of Lane Carico, collecting third team accolades following a record-breaking year. Carico became the first player in school history with 1,000 kills and 1,000 digs in a career, as well as leading the ACC in double-doubles – and later being the only player in the league to amass at least 400 kills and 400 digs on the campaign.

Carico and teammate Katie Gallagher each claimed AVCA All-East Region Team honors, while freshman libero Ryan Shaffer set a new school record for digs by a freshman (539 / 4.53 per set). As for Carico, she would also earn her



third consecutive All-ACC Team nod and All-East Region honor.

In 2009, Lantagne Welch helped the Hurricanes to their second NCAA Tournament appearance, competing in the Gainesville [Fla.] Regional. UM earned an at-large bid to the NCAA Tournament after holding the 33rd toughest schedule in the nation according to the end-of-year RPI rankings. Earlier in the season, Lantagne Welch guided the Hurricanes to the Hampton Inn & Suites Northern Colorado Classic championship.

She would add to her growing list of All-Atlantic Coast Conference student-athletes, as well as All-America honorable mention performers, seeing senior libero Cassie Loessberg and sophomore outside hitter Lane Carico named to both lists. Carico and Loessberg each collected AVCA All-America Honorable Mention selections, while both were tabbed to the AVCA All-East Region Team.

During the 2008 campaign, Lantagne Welch led the Hurricanes to a tie for third place in the Atlantic Coast Conference (ACC) standings, and the team's best regular season record since 2002. During the year, Lantagne Welch collected her 150th career victory when the Canes defeated NC State, 3-0, on November 21, 2008. It was just two seasons ago that she posted her 100th career victory in the 2006 season-opener for UM with a 3-2 win over Alabama.

The 2008 season was special for UM as the team posted a record of 26-6 overall (14-6 ACC), finishing just one match shy of tying for an ACC Championship. Not to be overlooked was Lantagne Welch leading the Canes to three in-season tournament titles, including a tournament title at NCAA Tournament participant University of San Francisco as part of the Asics/Coca-Cola Invitational in San Francisco, Calif.

For those achievements and more, Lantagne Welch was tabbed ACC Coach of the Year, as well as American Volleyball Coaches Association (AVCA) East Region Coach of the Year. It was her first ACC coaching honor, while being the second AVCA Regional honor, collecting the award in 2002 during Miami's historic run to the Round of 16 in the NCAA Tournament.

Under her guidance, Lantagne Welch would later see freshman Lane Carico named ACC Freshman of the Year, as well as AVCA East Region Freshman of the Year. Carico would go on to be named to the All-ACC Second Team, as well as teammates Angelica Ellis and Genny Mayhew. Carico would represent the first-ever ACC Freshman of the Year coached by Lantagne Welch, while Ellis and Mayhew would become the seventh and eighth players in school history to be named to the All-ACC Volleyball Team.

Overall, her career at UM is highlighted in part by four seasons with at least 20 wins (2003-04, '08, '10) and a trip to the "Sweet 16" in the Hurricanes' first-ever appearance at the NCAA Tournament in 2002. In her 10 years at the helm in Coral Gables, Lantagne Welch has averaged 19.2 wins per seasons with a career record of 192-109.

A native of Encinitas, Calif., Lantagne Welch grew up in a family where volleyball had been a

major part of their livelihood. Her parents, Joe and JoAnn, owned and operated a highly regarded volleyball scouting service that evaluated high school players, covering the regions of California, Nevada and Arizona. Lantagne Welch's sister, Jenelle Duvall, was an All-American at the University of Pittsburgh and served as an assistant coach at Northern Arizona and Northern Illinois. She also served as head coach at Metro State College of Denver.

Lantagne Welch played at the University of Maryland from 1990-1993. In her role as a four-year starting setter, she guided the Terrapins to their first-ever Atlantic Coast Conference Championship (ACC) title and an automatic berth to the NCAA Tournament in 1990. As a top collegiate setter, Lantagne Welch garnered First Team All-Atlantic Coast Conference honors in 1992 and '93, and earned Second Team All-ACC accolades in 1991. She would also be named AVCA National Player of the Week (Oct. 12, 1993) following an upset victory over Florida State.

Serving as a team captain through her final two seasons, Lantagne Welch finished her outstanding collegiate career as Maryland's all-time assists, digs and matches played leader. Throughout her career in College Park, Lantagne Welch accumulated various academic honors including ACC Honor Roll and district academic All-America as a senior. She graduated in 1994 with a Bachelor of Science degree in Business Marketing. For her accomplishments as a student-athlete, Lantagne Welch was named to the Atlantic Coast Conference 50th Anniversary Volleyball Team along with five other Terrapins from teams of the 1990s.

Lantagne Welch began her coaching career in 1994 as an assistant coach on the Maryland staff before becoming a graduate assistant coach at Ohio University in 1995. At Ohio, she developed training sessions for setters and assisted in the scouting of opponents and in the development of game plans.

Lantagne Welch arrived at Miami after serving as an assistant coach at Texas A&M. During her three seasons there, the Aggies finished ranked in the top 20 and qualified for the NCAA Tournament each season (1997-99). In 1999, Texas A&M advanced to the elite eight of the NCAA Tournament, compiling a 28-6 record and a No. 9 final ranking.

In 2002, she married Wesley Paul Welch of Denver City, Texas, in her hometown of Encinitas, Calif. On Dec. 7, 2004, the couple celebrated the birth of their daughter, Riley Jaye and on April 8, 2007, son Ayden Fletcher was born. Lantagne Welch and her family reside in Coral Gables.

- 2002 AVCA/Tachikara All-District I*/Northeast Coach of the Year
- 2008 AVCA East Region Coach of the Year
- 2008 ACC Coach of the Year

Lantagne Welch's Record at Miami

YEAR	OVERALL			ACC			FINISH
	W	L	PCT.	W	L	PCT.	
2001	17	7	.708	—	—	—	—
2002	27	6	.818	10	3	.769	t-2nd
2003	22	9	.710	9	3	.750	3rd
2004	17	9	.654	11	5	.688	2nd
2005	16	14	.533	11	11	.500	6th
2006	12	19	.387	9	13	.409	t-9th
2007	14	17	.452	8	14	.364	t-8th
2008	26	6	.813	14	6	.700	t-3rd
2009	18	13	.581	11	9	.550	t-5th
2010	23	9	.719	12	3	.800	3rd
2011	17	3	.850	8	3	.727	—
TOTAL	209	112	.651	103	70	.595	—

Note: Miami was independent from a conference during the 2001 campaign. UM competed in the BIG EAST Conference from 2002-2004. They started in the Atlantic Coast Conference during the 2005 season.

Hurricanes VB Media Policy

KNIGHT SPORTS COMPLEX

Press row for University of Miami volleyball matches is located on the north side of the court at the James L. Knight Sports Complex, in-between the team benches. The media entrance to the arena is from the southwest corner of the Complex, and the southwest entrance is also used for Will Call pick-up of credentials. Parking is located in either the lot for Alex Rodriguez Park, or Cobb Stadium directly adjacent to the Knight Sports Complex.

MEDIA & PHOTO PASSES

Credentials for Hurricanes home matches are issued for working media only and must be requested through the sports media relations office at least 24 hours prior to the selected home event you wish to attend. Credentials are issued on a match-by-match basis and a formal request must be issued to the Miami Office of Athletic Communications. Only photographers on assignment from an accredited media agency will be issued credentials. Photographers are required to abide by the guidelines set forth by the NCAA on shooting limitations from the sidelines. Those not complying with the guidelines may be removed.

MEDIA SERVICES

Pregame media supplements including notes, statistics, media guides and gameday programs will be available prior to the start of the first set. Between-set and final statistics, plus a running play-by-play and post match notes will be provided. Final statistics will be emailed and/or faxed via Miami's broadcast system following the conclusion of the match. In-game questions or concerns can be addressed on press row by Assistant Athletic Communications Director Bryan J. Harvey.

WEBSITES

As a general rule, fan-based web sites containing at least one or more of the following: chat rooms, message boards, recruiting information, scouting reports and links to news sites, as well as other fan-based features shall not be issued credentials to Miami volleyball matches. Local and national organizations that maintain a news-based web site in connection with their regular newspaper or magazine, as well as radio or television broadcast, shall be issued credentials on a match-by-match basis. Live, real-time updates will not be permitted. Fan-based web sites wishing to discuss coverage and credential options should contact the Office of Athletic Communications at (305) 284-3244.

INTERVIEWS

Following home games, Miami head coach Nicole Lantagne Welch will return to the court to handle any media questions, and players will also be available after a brief cooling-off period following the match's conclusion. Miami's locker will be closed at all times.

TELEPHONES

Telephone lines at the Knight Sports Complex are limited to home radio and the visiting teams' "official" sports administrator/media relations contact. All media wishing to file stories should contact Bryan J. Harvey prior to the conclusion of the match in order to make arrangements to be escorted back to the Office of Sports Media Relations in order to work in a work-friendly environment. Any and all questions will be addressed in this designated area.

Carico Named Lowe's Senior CLASS Finalist...

Lane Carico of the University of Miami has been selected as one of 10 finalists for this year's Lowe's Senior CLASS Award for volleyball. To be eligible for the award, a student-athlete must be classified as an NCAA Division I senior and have notable achievements in four areas of excellence – community, classroom, character and competition.

Carico, an outside hitter from Manhattan Beach, Calif., became Miami's all-time leader in kills during the second set of the Hurricanes' 3-0 win over Duke on Sunday, Oct. 2. The 2010 AVCA Third Team All-America player currently has 1,532 kills throughout her career. She also ranks second all-time in points (1,733), third in kills per set (3.75), third in digs (1,505), fourth in service aces (109) and eighth in sets played (409).

On the campaign, Carico has helped the Hurricanes to their first-ever regular season ranking with the Canes getting as high as No. 20 in Week Five. Carico is fourth in the Atlantic Coast Conference (ACC) in kills with 186 (3.44 per set), fifth in digs with 233 (4.31 per set) and fourth in points with 212.5 (3.94 per set). She's also second on the team with 15 service aces.

The RPI Says It All...

The University of Miami has the 27th rated RPI this week in the NCAA. As a whole, the ACC has three teams ranked in the Top 30 for RPI, led by Florida State (9th) and North Carolina (23rd). Other UMiami opponents ranked in the Top 30 for RPI include Oklahoma (21st) and Pepperdine (17th).

Carico Sets School Record for Kills...

Senior outside hitter Lane Carico's fourth kill of the match versus Duke on October 2 allowed her to etch her name as the school's all-time leader in kills, surpassing Karla Johnson (2002-05) atop the list. Currently, Carico has 1,589 career kills.

Coaching Milestone Achieved...

UMiami head coach Nicole Lantagne Welch collected her 200th career win following the Hurricanes 3-0 win over Auburn. Lantagne Welch is already the winningest coach in UM volleyball history, and has served as the only coach since the program was brought back in 2001.

Miami on the National Stage...

When Miami travelled to Florida State for a nationally televised game on ESPNU on Sept. 14, and that was the first nationally televised contest for the Hurricanes in school history. UMiami will host Virginia Tech in another televised match on Oct. 30.

Lane Carico Earns Third ACC Weekly Honor...

For the third time this year, Lane Carico picked up ACC Player of the Week honors after a stellar performance against Wake Forest (Sept. 30) and Duke (Oct. 2).

Carico helped Miami extend its winning streak to four matches and its home court winning streak to 10 straight as she registered 5.50 kills per set and 3.67 digs per set in wins over Wake Forest and Duke, respectively. The native of Manhattan Beach, Calif. hit .389 over the weekend and put down a team-high 33 kills against just five errors on 72 swings for the Canes.

2011 DOUBLE-DOUBLES

Alex Johnson (5)

- 8/27 vs. La.-Lafayette (17 kills, 13 digs)
- 8/27 at LSU (14 kills, 17 digs)
- 9/3 at Pepperdine (21 kills, 14 digs)
- 10/14 vs. Clemson (10 kills, 12 digs)
- 10/23 at Maryland (11 kills, 13 digs)

Lane Carico (14)

- 8/27 at LSU (11 kills, 17 digs)
- 9/3 vs. Georgia (10 kills, 15 digs)
- 9/3 at Pepperdine (13 kills, 20 digs)
- 9/9 vs. Auburn (11 kills, 12 digs)
- 9/10 vs. Oklahoma (19 kills, 16 digs)
- 9/23 at Virginia Tech (11 kills, 17 digs)
- 9/25 at Virginia (13 kills, 11 digs)
- 9/30 vs. Wake Forest (19 kills, 10 digs)
- 10/2 vs. Duke (14 kills, 12 digs)
- 10/7 at NC State (15 kills, 24 digs)
- 10/9 at North Carolina (22 kills, 23 digs)
- 10/14 vs. Clemson (11 kills, 10 digs)
- 10/21 at Boston College (12 kills, 17 digs)
- 10/23 at Maryland (20 kills, 26 digs)

Katie Gallagher (5)

- 9/3 at Pepperdine (51 assists, 14 digs)
- 9/10 vs. Oklahoma (48 assists, 16 digs)
- 10/9 at North Carolina (60 assists, 19 digs)
- 10/16 vs. Georgia Tech (37 assists, 14 digs)
- 10/23 at Maryland (49 assists, 19 digs)

Taylor Hollins (1)

- 10/9 at North Carolina (13 kills, 19 digs)

Christine Williamson (1)

- 8/27 at LSU (17 kills, 11 digs)

WHAT RETURNED IN 2011

What Returned From 2010: The Breakdown

Team Hitting Percentage: .245
80% of kills (1,409 of 1,757)
83% of attacks (3,933 of 4,724)
94% of assists (1,529 of 1,634)
92% of service aces (133 of 145)
96% of digs (2,083 of 2,170)
64% of block solos (35 of 55)
73% of block assists (272 of 372)
80% of points (1,713 of 2,143)

Volleyball Magazine/Asics Poll Top 20

Poll #9
(Oct. 25)

#	School (First Place Votes)	Record	Last
1.	Nebraska (4)	17-1	4
2.	Southern California (4)	17-3	3
3.	California (2)	21-2	2
4.	Illinois	20-1	1
5.	Stanford	16-3	5
6.	UCLA	18-3	6
7.	Hawai'i	21-1	8
8.	Penn State	15-5	9
9.	Texas	14-4	10
10.	Washington	16-4	7
11.	Florida	17-3	11
12.	Purdue	18-3	12
13.	Northern Iowa	22-1	13
14.	Iowa State	16-3	15
15.	Minnesota	12-7	14
16.	Oregon	14-6	16
17.	Pepperdine	14-5	17
18.	San Diego	22-1	18
19.	Florida State	17-4	19
20.	Tennessee	18-3	20

Atlantic Coast Conference

2011 ACC STANDINGS

School	ACC	Overall
Florida State	11-0	17-4
North Carolina	9-2	17-5
Miami	8-3	17-3
Duke	8-3	14-6
Clemson	6-5	14-8
Virginia Tech	6-5	13-9
Georgia Tech	5-6	12-9
NC State	3-8	15-9
Maryland	3-8	9-14
Boston College	3-8	7-15
Virginia	2-9	8-13
Wake Forest	2-9	5-15

UPCOMING ACC SCHEDULE

Friday, Oct. 28

Boston College at North Carolina	7 p.m.
Duke at Clemson	7 p.m.
Maryland at NC State	7 p.m.
Virginia at Miami	7 p.m.
Virginia Tech at Florida State	7 p.m.
Wake Forest at Georgia Tech	7 p.m.

Saturday, Oct. 29

Wake Forest at Clemson	5 p.m.
Boston College at NC State	7 p.m.

Sunday, Oct. 30

Duke at Georgia Tech	1 p.m.
Virginia at Florida State	1 p.m.
Virginia Tech at Miami	1 p.m.

Tuesday, Nov. 1

VCU at Wake Forest	7 p.m.
--------------------	--------

Friday, Nov. 4

North Carolina at Miami	6 p.m.
Clemson at Maryland	7 p.m.
Georgia Tech at Boston College	7 p.m.
NC State at Florida State	7 p.m.
Virginia at Duke	7 p.m.
Virginia Tech at Wake Forest	7 p.m.

Saturday, Nov. 5

Virginia Tech at Duke	7 p.m.
Virginia at Wake Forest	TBA

Hurricanes Record vs. Conferences

Atlantic Coast	8-3
Big XII	1-0
Big West	1-0
Mid-Eastern Athletic	1-0
Ohio Valley	0-0
Southeastern	3-0
Sun Belt	2-0
West Coast	1-0

2011 ACC PRESEASON POLL

Rank	School	Votes
1.	Duke (9)	117
2.	Florida State (3)	110
3.	North Carolina	98
4.	MIAMI	96
5.	Georgia Tech	73
6.	Virginia Tech	72
7.	Clemson	64
8.	Maryland	47
9.	Virginia	45
10.	Wake Forest	36
11.	NC State	22
12.	Boston College	12

ACC PLAYER OF THE WEEK

August

8/28 Monique Mead (Jr., RS) _____ Georgia Tech

September

9/5 Lane Carico (OH, Sr.) _____ Miami

9/12 Lane Carico (OH, Sr.) _____ Miami

9/19 Elise Walch (Soph., MB) _____ Florida State

9/26 Christiana Gray (Jr., MB) _____ Duke

October

10/3 Lane Carico (OH, Sr.) _____ Miami

10/11 Emily McGee (Jr., OH) _____ North Carolina

10/17 Sareea Freeman (Jr., MB) _____ Florida State

10/24 Ali McCurdy (Soph., LIB) _____ Duke

ACC FRESHMAN OF THE WEEK

August

8/28 Jeme Obeime (OH) _____ Duke

September

9/5 Ashleigh Crutcher (OH) _____ Maryland

9/12 Nicole Glass (OH) _____ NC State

9/19 Danae Rosendall (S) _____ Wake Forest

9/26 Adreene Elliott (MB) _____ Maryland

October

10/3 Kellie Barnum (S) _____ Boston College

10/10 Nicole Glass (OH) _____ NC State

10/17 Courtney Castle (OH) _____ Boston College

10/24 Jeme Obeime (OH) _____ Duke

2011 HONOR ROLL

LANE CARICO

- Preseason All-ACC Team
- Pepperdine Asics Classic MVP
- Pepperdine Asics Classic All-Tournament Team
- ACC Player of the Week (Sept. 5-11)
- Hurricane Invitational MVP
- Hurricane Invitational All-Tournament Team
- ACC Player of the Week (Sept. 12-18)
- School record for career kills (Oct. 2 vs. Duke)
- ACC Player of the Week (Oct. 3-9)

KATIE GALLAGHER

- Preseason All-ACC Team
- Tiger Classic All-Tournament Team
- Pepperdine Asics Classic All-Tournament Team
- Hurricane Invitational All-Tournament Team

ALEX JOHNSON

- Tiger Classic MVP
- Tiger Classic All-Tournament Team
- Pepperdine Asics Classic All-Tournament Team
- Hurricane Invitational All-Tournament Team

RYAN SHAFFER

- Tiger Classic All-Tournament Team
- Pepperdine Asics Classic Defensive MVP
- Pepperdine Asics Classic All-Tournament Team

MIAMI BY THE NUMBERS

At home	6-1
Away	7-2
Neutral	4-0

In night matches	11-1
In day matches	6-2
At a tournament	9-0

In the Atlantic Coast Conference	8-3
ACC home record	3-1
ACC road record	5-2
ACC night record	5-1
ACC day record	3-2

Against ranked opponents	1-0
Top 5 opponents	0-0
Top 10 opponents	0-0
Against unranked opponents	16-3

Leading in kills	12-1
Trailing in kills	4-2
Tied in kills	1-0

Leading in blocks	12-0
Trailing in blocks	4-1
Tied in blocks	1-2

Leading in digs	13-1
Trailing in digs	4-2
Tied in digs	0-0

Leading in attack percentage	16-1
Trailing in attack percentage	1-2

Leading in service aces	11-0
Trailing in service aces	4-3
Tied in service aces	2-0

Hitting .400 or better	0-0
Hitting .350 to .399	5-0
Hitting .300 to .349	1-0
Hitting .250 to .299	6-1
Hitting .200 to .249	4-2
Hitting below .200	1-0

Holding opponents below .100	0-0
Holding opponents below .200	12-0
Holding opponents below .250	4-1
Holding opponents below .275	1-0
Holding opponents below .300	0-1
Opponent hitting .300 or better	0-1

In three games	11-1
In four games	4-1
In five games	2-1

When winning set one	15-1
When winning set two	14-0
When winning set three	14-1
When winning set four	6-1
When winning set five	2-0

When losing set one	2-2
When losing set two	3-3
When losing set three	3-2
When losing set four	0-1
When losing set five	0-1

When wearing white uniforms	4-1
When wearing orange uniforms	5-1
When wearing green uniforms	7-2

MIAMI IN THE ACC RANKINGS

ALL MATCHES

Team:

Hitting Percentage	.271	2nd
Opponent Hitting Percentage	.202	7th
Assists Per Set	13.33	2nd
Kills Per Set	14.56	2nd
Blocks Per Set	2.18	7th
Aces Per Set	1.14	6th
Digs Per Set	18.65	1st

Individual:

Hitting Percentage	Ali Becker	.380	1st
Kills Per Set	Lane Carico	3.46	4th
Assists Per Set	Katie Gallagher	11.00	1st
Aces Per Set	Ryan Shaffer	0.29	7th
	Lane Carico	0.28	10th
Blocks Per Set	Ali Becker	1.00	T-9th
Digs Per Set	Ryan Shaffer	4.48	4th
	Lane Carico	4.10	8th
Points Per Set	Lane Carico	3.93	4th

CONFERENCE MATCHES

Team:

Hitting Percentage	.264	1st
Opponent Hitting Percentage	.218	7th
Assists Per Set	13.75	2nd
Kills Per Set	14.84	2nd
Blocks Per Set	2.12	9th
Aces Per Set	1.03	5th
Digs Per Set	18.09	1st

Individual:

Hitting Percentage	Ali Becker	.431	2nd
Kills Per Set	Lane Carico	4.00	1st
	Ali Becker	3.44	6th
Assists Per Set	Katie Gallagher	11.44	1st
Digs Per Set	Lane Carico	4.06	7th
	Ryan Shaffer	3.97	10th
Points Per Set	Lane Carico	4.30	4th
	Ali Becker	4.06	7th

SEASON HIGHS

INDIVIDUAL

Hitting Percentage:	.583	Ali Becker at Boston College	Oct. 21
Kills (3 sets):	19	Lane Carico vs. Wake Forest	Sept. 30
Kills (4 sets):	21	Alex Johnson at Pepperdine	Sept. 3
Kills (5 sets):	22	Lane Carico at North Carolina	Oct. 9
	22	Ali Becker at North Carolina	Oct. 9
Attempts (3 sets):	39	Lane Carico vs. Wake Forest	Sept. 30
Attempts (4 sets):	59	Lane Carico vs. Oklahoma	Sept. 10
Attempts (5 sets):	63	Lane Carico at North Carolina	Oct. 9
Assists (3 sets):	39	Katie Gallagher at Virginia	Sept. 25
	39	Katie Gallagher vs. Clemson	Oct. 14
Assists (4 sets):	51	Katie Gallagher at Pepperdine	Sept. 3
Assists (5 sets):	60	Katie Gallagher at North Carolina	Oct. 9
Digs (3 sets):	19	Ryan Shaffer vs. Auburn	Sept. 9
Digs (4 sets):	26	Ryan Shaffer at Pepperdine	Sept. 3
	26	Lane Carico at Maryland	Oct. 23
Digs (5 sets):	32	Ryan Shaffer at North Carolina	Oct. 9
Service Aces:	6	Ryan Shaffer vs. Florida A&M	Sept. 8
Total Blocks:	9	Emani Sims at LSU	Aug. 27

TEAM

Hitting Percentage:	.387	at Virginia	Sept. 25
Kills (3 sets):	50	at Virginia	Sept. 25
Kills (4 sets):	65	at Maryland	Oct. 23
Kills (5 sets):	84	at North Carolina	Oct. 9
Attempts (3 sets):	136	vs. Duke	Sept. 30
Attempts (4 sets):	186	at Pepperdine	Sept. 3
Attempts (5 sets):	237	at North Carolina	Oct. 9
Assists (3 sets):	49	at Virginia	Sept. 25
Assists (4 sets):	61	at Maryland	Oct. 23
Assists (5 sets):	74	at North Carolina	Oct. 9
Digs (3 sets):	61	vs. UC Santa Barbara	Sept. 2
	61	vs. Auburn	Sept. 9
Digs (4 sets):	96	at Pepperdine	Sept. 3
Digs (5 sets):	129	at North Carolina	Oct. 9
Service Aces:	9	vs. Florida A&M	Sept. 8
Total Blocks:	14.5	at NC State	Oct. 7

AVCA Player of the Week

August

8/29 Molly Kreklow (Soph., S) _____ Missouri

September

9/6 Rachel Vukson (Sr., S) _____ UCF

9/12 Jordyn Skinner (Jr., OH) _____ Western Kentucky

9/19 Kelly Murphy (Sr., S/H) _____ Florida

9/27 Kelly Reeves (Soph., OH) _____ UCLA

October

10/4 Kristy Jaeckel (Sr., OH) _____ Florida

10/11 Kelsey Robinson (Soph., OH) _____ Tennessee

10/18 Karissa Cook (Jr., S) _____ Stanford

10/25 Lauren Plum (Soph., S) _____ Oregon

CVU.com Player of the Week

August

8/30 Lena Oliver (Soph., LIB) _____ Western Michigan

September

9/6 Rachel Vukson (Sr., S) _____ UCF

9/12 Jordyn Skinner (Jr., OH) _____ Western Kentucky

9/19 Kaitlynn Pelger (Soph., MB) _____ Kansas State

9/27 Hannah Veith (Sr., MB) _____ Robert Morris

October

10/4 Cayla Fielder (Sr., MB) _____ Arkansas State

10/11 McKenzie Adams (Soph., MB) _____ UTSA

10/18 Jennifer Keddy (Jr., MB) _____ Cal Poly

10/25 Juliana Crum (Soph., OH) _____ American

She helped Miami sweep Duke and break a three-match losing skid to the Blue Devils, recording the first win over Duke since a 3-0 decision in 2008. Additionally, Carico became the school's all-time leader in kills with 1,495, surpassing Karla Johnson for the top honor. In both matches on the weekend, Carico picked up double-doubles to extend her streak to four and increase her total to nine on the year.

Miami Takes Hurricane Invitational Title...

With wins against FAMU, Auburn and nationally ranked Oklahoma, the Hurricanes collected their second consecutive Hurricane Invite title inside the James L. Knight Sports Complex. Overall, the Canes have won four of the last five Hurricane Invitational titles. The win over No. 18 Oklahoma was the first win for the Hurricanes over a ranked team since Dec. 7, 2002 when they defeated No. 15 Wisconsin in the Madison [Wis.] Regional of the NCAA Tournament.

Carico Repeats as ACC Player of the Week...

University of Miami senior outside hitter Lane Carico was once again selected as ACC Player of the Week (Sept. 12-18). This marked the second straight week Carico picked up conference player of the week accolades.

The Manhattan Beach, Calif. native compiled 30 kills on a .258 hitting percentage for 3.75 kills per set and had 32 digs in eight sets. She also had five blocks and four service

aces. Carico came up huge in the win over No. 18 Oklahoma with 19 kills and 16 digs to help pull off the come-from-behind upset. It was the first victory over a ranked opponent for the Hurricanes since December 7, 2002, when Miami beat No. 15 Wisconsin in the NCAA Tournament.

Carico, Gallagher, Johnson All-Tournament...

Lane Carico, Katie Gallagher and Alex Johnson were all named to the Hurricane Invitational All-Tournament Team after helping UMiami to the tournament title. Carico picked up Hurricane Invitational MVP honors in staking a season-high 19 kills and posting 16 digs in the championship match win over the Sooners.

Gallagher Moves Into Record Books...

During the Hurricane Invitational, redshirt senior setter Katie Gallagher became just the second player in UMiami volleyball history to post at least 4,000 assists and 1,000 digs in a career. She joins Jill Robinson (2003-06) as the only other Hurricanes player to do so.

Lane Carico Wins ACC Player of the Week...

Lane Carico was named as the Atlantic Coast Conference Player of the Week (Sept. 4-10) after turning in 3.10 kills per set and 5.00 digs per set in three matches at the *Pepperdine Asics Classic* in Malibu, Calif. The Canes won the tournament with a 3-1 decision against the host Pepperdine Waves.

Carico Takes Top Honors...

2011 Match-by-Match Starting Lineups

Date	Opponent	W/L	Score	Setter	Outside Hitter	Opp. Hitter	Outside Hitter	Middle Blocker	Middle Blocker	Libero
Aug. 26	vs. Jacksonville St.	W	3-0	Gallagher	Carico	Johnson	Williamson	Sims	Becker	Shaffer
Aug. 27	vs. La.-Lafayette	W	3-0	Gallagher	Carico	Johnson	Williamson	Sims	Becker	Shaffer
Aug. 27	at LSU	W	3-2	Gallagher	Carico	Johnson	Hale	Sims	Becker	Shaffer
Sept. 2	vs. UC Santa Barbara	W	3-0	Gallagher	Carico	Johnson	Hale	Sims	Becker	Shaffer
Sept. 3	vs. Georgia	W	3-0	Gallagher	Carico	Johnson	Hale	Sims	Becker	Shaffer
Sept. 3	at Pepperdine	W	3-1	Gallagher	Carico	Johnson	Hale	Sims	Becker	Shaffer
Sept. 8	Florida A&M	W	3-0	Gallagher	Carico	Johnson	Williamson	Sims	Becker	Shaffer
Sept. 9	Auburn	W	3-0	Gallagher	Carico	Johnson	Williamson	Sims	Becker	Shaffer
Sept. 10	#18 Oklahoma	W	3-1	Gallagher	Carico	Johnson	Williamson	Sims	Becker	Shaffer
Sept. 14	at Florida State*	L	0-3	Gallagher	Carico	Johnson	Williamson	Sims	Becker	Shaffer
Sept. 23	at Virginia Tech*	W	3-0	Gallagher	Carico	Johnson	Williamson	Sims	Becker	Shaffer
Sept. 25	at Virginia*	W	3-0	Gallagher	Carico	Johnson	Williamson	Sims	Becker	Shaffer
Sept. 30	Wake Forest*	W	3-0	Gallagher	Carico	Johnson	Williamson	Sims	Becker	Shaffer
Oct. 2	Duke*	W	3-0	Gallagher	Carico	Johnson	Williamson	Sims	Becker	Shaffer
Oct. 7	at NC State*	W	3-2	Gallagher	Carico	Johnson	Williamson	Sims	Becker	Shaffer
Oct. 9	at North Carolina*	L	2-3	Gallagher	Carico	Johnson	Hollins	Sims	Becker	Shaffer
Oct. 14	Clemson*	W	3-0	Gallagher	Carico	Johnson	Hollins	Sims	Becker	Shaffer
Oct. 16	Georgia Tech*	L	1-3	Gallagher	Carico	Johnson	Hollins	Sims	Becker	Shaffer
Oct. 21	at Boston College*	W	3-1	Gallagher	Carico	Johnson	Hollins	Sims	Becker	Shaffer
Oct. 23	at Maryland*	W	3-1	Gallagher	Carico	Johnson	Hollins	Sims	Becker	Shaffer
Oct. 28	Virginia*		7 p.m.							
Oct. 30	Virginia Tech*		1 p.m.							
Nov. 4	North Carolina*		6 p.m.							
Nov. 6	NC State*		1 p.m.							
Nov. 10	at Duke*		7 p.m.							
Nov. 12	at Wake Forest*		5 p.m.							
Nov. 18	at Georgia Tech*		7 p.m.							
Nov. 19	at Clemson*		6 p.m.							
Nov. 26	Florida State*		5 p.m.							

Senior All-America outside hitter Lane Carico finished as the top offensive performer at the *Pepperdine Asics Classic*. She was named the Tournament MVP after helping Miami to the tournament title.

Canes Take Tiger Classic Title...

UMiami took down LSU in the title match of the Tiger Classic to begin the 2011 regular season inside the Maravich Center in Baton Rouge, La.

For the Canes, it marked the fourth consecutive year they have won a regular season tournament on the road.

Carico and Gallagher Named Preseason All-ACC...

Senior outside hitter Lane Carico and redshirt senior Katie Gallagher were named to the Preseason All-ACC Team announced Tuesday by the ACC Office.

Carico has been named to the All-ACC Team the last two years and the All-ACC Freshman Team in 2008.

Miami Predicted to Finish Fourth in ACC Preseason Poll...

The Canes have been predicted to finish fourth in the Preseason ACC Poll voted on by

head coaches from around the league.

UMiami was predicted to finish fourth last season before ending the year third in the final standings.

Last Time Out - at Maryland (Oct. 23)...

Senior All-America outside hitter Lane Carico registered her second 20-20 effort of the year Sunday, helping the 25th-ranked University of Miami to a 3-1 win over the University of Maryland in an Atlantic Coast Conference volleyball match inside the Comcast Center Pavilion.

Miami hit .300 in the opening set, followed by a .229 average in the second as the Hurricanes and Terrapins were tied at one set apiece heading into the intermission between sets two and three.

Maryland was limited to just a .029 clip in the third frame, while the visiting Hurricanes used a match-high .306 hitting percentage behind four kills each from Alex Johnson, Ali Becker and Carico. Miami also got solid play from libero Ryan Shaffer in the set with six digs to earn the 25-13 win.

The fourth set was the most exciting for all involved.

The Terps led 18-14 in the fourth frame following a kill from Adreene Elliott off the set of Remy McBain. The Hurricanes would trail at 20-17 before Carico registered three consecutive

kills to knot the score at 20. In fact, the three kills from the Manhattan Beach, Calif. native would start a 7-0 run that also saw kills from freshman middle blocker Emani Sims and setter Katie Gallagher, allowing UMiami to surge in front, 24-20.

Maryland cut into the Canes' lead with a 3-0 run sparked by an error charged to UMiami, as well as a McBain kill. After a service ace from Caitlin Adams, the Terps trailed by just one, 24-23.


In the end, it was only fitting that UMiami's all-time leader in kills – Carico – place the final shot for the win, 25-23.

In the match, Carico picked up her second 20-20 outing of the year with a match-high 20 kills and season-high 26 digs, one shy of tying her career-high set during her freshman campaign in 2008. Johnson also picked up a double-double with 11 kills and 13 digs, adding three blocks from her right side position. And it was Becker placing 13 kills and three blocks.

Gallagher supplied a match-high 49 assists and season-high tying 19 digs for the double-double, while Taylor Hollins pitched in with 13 digs, four kills and four assists from her outside hitter position.

2011 Match-by-Match Leaders

Opponent	Kills	Attacks	Assists	Aces	Digs	Total Blocks	Points
Jacksonville State	Johnson, Williamson (8)	Carico (22)	Gallagher (32)	Carico (4)	Shaffer (14)	Becker, Carico (3)	Carico (12.5)
La.-Lafayette	Johnson (17)	Johnson (32)	Gallagher (37)	Carico (2)	Johnson (13)	Johnson (5)	Johnson (20)
LSU	Williamson (17)	Williamson (53)	Gallagher (40)	Johnson (2)	Shaffer (30)	Sims (9)	Johnson (18.5)
UC Santa Barbara	Johnson (9)	Carico (32)	Gallagher (30)	Hale (2)	Carico (15)	Becker (6)	Becker (12)
Georgia	Carico, Williamson (10)	Carico (28)	Gallagher (25)	Shaffer (2)	Carico, Shaffer (15)	Sims (4)	Carico, Williamson (11)
Pepperdine	Johnson (21)	Carico (48)	Gallagher (51)	Johnson, Schofield (1)	Shaffer (26)	Becker(6)	Johnson (23)
Florida A&M	Johnson (11)	Johnson (22)	Gallagher (30)	Shaffer (6)	Shaffer (12)	Three players with four each	Johnson (13.5)
Auburn	Johnson (13)	Carico (32)	Gallagher (34)	Carico (2)	Shaffer (19)	Three players with two each	Carico, Johnson (14)
Oklahoma	Carico (19)	Carico (59)	Gallagher (48)	Hale (2)	Johnson (19)	Sims (4)	Carico (21.5)
Florida State	Becker (12)	Carico (27)	Gallagher (29)	Johnson (1)	Carico (16)	Sims (4)	Becker (12)
Virginia Tech	Becker (13)	Carico (28)	Gallagher (35)	Hollins, Johnson (1)	Carico (17)	Sims (4)	Becker (15.5)
Virginia	Carico (13)	Carico (30)	Gallagher (39)	Hale, Hollins (2)	Carico (11)	Becker (2)	Carico (14)
Wake Forest	Carico (19)	Carico (39)	Gallagher (38)	Shaffer (2)	Shaffer (12)	Becker (4)	Carico (19)
Duke	Carico (14)	Carico (33)	Gallagher (38)	Carico, Shaffer (2)	Johnson (14)	Becker (5)	Carico (16)
NC State	Carico (15)	Carico (49)	Gallagher (51)	Johnson (3)	Carico (24)	Becker (8)	Becker, Carico (17.5)
North Carolina	Becker, Carico (22)	Carico (63)	Gallagher (60)	Schofield (1)	Shaffer (32)	Mourning (4)	Becker (23.5)
Clemson	Carico (11)	Carico (25)	Gallagher (39)	Carico, Shaffer (1)	Johnson (12)	Becker, Johnson (3)	Carico (12.5)
Georgia Tech	Carico (14)	Carico (33)	Gallagher (37)	Five players with one each	Gallagher (14)	Becker (4)	Carico (15)
Boston College	Becker (16)	Carico (45)	Gallagher (44)	Gallagher (2)	Shaffer (20)	Johnson, Sims (4)	Becker (17.5)
Maryland	Carico (20)	Carico (45)	Gallagher (49)	Three players with one each	Carico (26)	Becker, Johnson (3)	Carico (21)
Virginia							
Virginia Tech							
North Carolina							
NC State							
Duke							
Wake Forest							
Georgia Tech							
Clemson							
Florida State							



HURRICANES CHASING HISTORY

Career Record Book

Attack Pct. (min. 800 attempts)

1.	.329	Ali Becker	2008-pres.
2.	.315	Valeria Tipiana	2001-04
3.	.306	Marcela Gamarra	2001-02
4.	.297	Katie Gallagher	2007-pres.
5.	.275	Angelica Ellis	2005-08
6.	.265	Ariell Cooke	2007-10
7.	.263	Francheska Savage	2002-06
8.	.256	Ciara Michel	2003-07
9.	.256	Ashley Woods	2004-08
10.	.253	Karla Johnson	2002-05
11.	.249	Ley Santaella Sante	2003
12.	.245	Lici McGee	2006-10
13.	.243	Robin Lewullis	2002-03
14.	.240	Lane Carico	2008-pres.
15.	.237	Christine Williamson	2007-pres.
16.	.229	Alex Johnson	2010-pres.
17.	.216	Jill Robinson	2003-06
18.	.205	Elizabeth Tyson	2001-04
19.	.186	Bridget Bomhack	2005-08
20.	.175	Genny Mayhew	2006-09

Kills

1.	1589	Lane Carico	2008-pres.
2.	1484	Karla Johnson	2002-05
3.	1411	Valeria Tipiana	2001-04
4.	1325	Francheska Savage	2002-06
5.	1018	Genny Mayhew	2006-09
6.	1002	Elizabeth Tyson	2001-04
7.	962	Ciara Michel	2003-07
8.	845	Marcela Gamarra	2001-02
9.	734	Christine Williamson	2007-pres.
10.	722	Ali Becker	2008-pres.
11.	689	Ashley Woods	2004-08
12.	538	Angelica Ellis	2005-08
13.	490	Ariell Cooke	2007-10
14.	463	Lici McGee	2006-10
15.	433	Ley Santaella Sante	2003
16.	431	Katie Gallagher	2007-pres.
17.	429	Robin Lewullis	2002-03
18.	398	Alex Johnson	2010-pres.
19.	385	Jill Robinson	2003-06
20.	343	Bridget Bomhack	2005-08

Assists

1.	4937	Jill Robinson	2003-06
2.	4741	Katie Gallagher	2007-pres.
3.	2025	Mallorey James	2001-04
4.	1104	Nrithya Sundararaman	2009-pres.
5.	634	Margie Young	2002-03
6.	554	Jamie Grass	2001-04
7.	260	Bridget Bomhack	2005-08
8.	254	Valeria Tipiana	2001-04
9.	217	Cassie Loessberg	2006-09
10.	163	Alex Johnson	2010-pres.
11.	155	Ashley Woods	2004-08
12.	129	Lane Carico	2008-pres.
13.	97	Michelle Bruin	2004-07
14.	83	Maria Andersson	2007-09
15.	82	Genny Mayhew	2006-09
16.	77	Ann Gallo	2003-06
17.	64	Elizabeth Tyson	2001-04
18.	59	Karla Johnson	2002-05
19.	57	Lauren Rinderknecht	2005-06
20.	53	Taylor Hollins	2010-pres.

Service Aces

1.	133	Cassie Loessberg	2006-09
2.	131	Valeria Tipiana	2001-04
3.	124	Katie Gallagher	2007-pres.
4.	113	Lane Carico	2008-pres.

5.	99	Elizabeth Tyson	2001-04
6.	95	Karla Johnson	2002-05
7.	84	Maria Andersson	2007-09
8.	68	Jill Robinson	2003-06
9.	65	Ann Gallo	2003-06
10.	60	Marcela Gamarra	2001-02
11.	57	Francheska Savage	2002-06
12.	55	Angelica Ellis	2005-08
13.	45	Genny Mayhew	2006-09
	45	Jamie Grass	2001-04
15.	41	Ley Santaella Sante	2003
16.	39	Kristi Sprinkel	2001
	39	Alex Johnson	2010-pres.
	39	Kaitlin Kozak	2002-05
19.	38	Ryan Shaffer	2010-pres.
20.	37	Lizzie Hale	2009-pres.

Digs

1.	2008	Cassie Loessberg	2006-09
2.	1621	Jamie Grass	2001-04
3.	1565	Lane Carico	2008-pres.
4.	1111	Katie Gallagher	2007-pres.
5.	1001	Jill Robinson	2003-06
6.	968	Valeria Tipiana	2001-04
7.	878	Ann Gallo	2003-06
8.	854	Ryan Shaffer	2010-pres.
9.	808	Elizabeth Tyson	2001-04
10.	722	Genny Mayhew	2006-09
11.	633	Michelle Bruin	2004-07
12.	591	Maria Andersson	2007-09
13.	586	Karla Johnson	2002-05
14.	544	Marcela Gamarra	2001-02
15.	495	Alex Johnson	2010-pres.
16.	436	Taylor Hollins	2010-pres.
17.	412	Bridget Bomhack	2005-08
18.	411	Francheska Savage	2002-06
19.	368	Mallorey James	2001-04
20.	339	Ashley Youngs	2001-04

Block Solos

1.	122	Ciara Michel	2003-07
2.	75	Karla Johnson	2002-05
3.	71	Francheska Savage	2002-06
4.	48	Lici McGee	2006-10
5.	38	Jill Robinson	2003-06
6.	37	Angelica Ellis	2005-08
7.	33	Ali Becker	2008-pres.
8.	29	Ashley Woods	2004-08
9.	28	Ariell Cooke	2007-10
	28	Lane Carico	2008-pres.
11.	25	Robin Lewullis	2002-03
12.	24	Genny Mayhew	2006-09
13.	23	Katie Gallagher	2007-pres.
	23	Valeria Tipiana	2001-04
15.	19	Elizabeth Tyson	2001-04
	19	Christine Williamson	2007-pres.
17.	17	Marcela Gamarra	2001-02
18.	15	Kristi Sprinkel	2001
19.	14	Bridget Bomhack	2005-08
20.	13	Sandra Totten	2001

Block Assists

1.	451	Ciara Michel	2003-07
2.	283	Karla Johnson	2002-05
3.	277	Francheska Savage	2002-06
4.	276	Valeria Tipiana	2001-04
5.	253	Ali Becker	2008-pres.
6.	232	Jill Robinson	2003-06
7.	228	Robin Lewullis	2002-03
8.	227	Angelica Ellis	2005-08
9.	209	Ashley Woods	2004-08
10.	186	Lici McGee	2006-10

11.	163	Ariell Cooke	2007-10
12.	161	Katie Gallagher	2007-pres.
13.	129	Lane Carico	2008-pres.
14.	127	Elizabeth Tyson	2001-04
15.	110	Christine Williamson	2007-pres.
16.	100	Genny Mayhew	2006-09
17.	94	Alex Johnson	2010-pres.
18.	87	Marcela Gamarra	2001-02
19.	73	Kristi Sprinkel	2001
	73	Bridget Bomhack	2005-08

Total Blocks

1.	573	Ciara Michel	2003-07
2.	358	Karla Johnson	2002-05
3.	348	Francheska Savage	2002-06
4.	299	Valeria Tipiana	2001-04
5.	286	Ali Becker	2008-pres.
6.	270	Jill Robinson	2003-06
7.	264	Angelica Ellis	2005-08
8.	253	Robin Lewullis	2002-03
9.	238	Ashley Woods	2004-08
10.	234	Lici McGee	2006-10
11.	191	Ariell Cooke	2007-10
12.	184	Katie Gallagher	2007-pres.
13.	157	Lane Carico	2008-pres.
14.	146	Elizabeth Tyson	2001-04
15.	129	Christine Williamson	2007-pres.
16.	124	Genny Mayhew	2006-09
17.	104	Marcela Gamarra	2001-02
18.	100	Alex Johnson	2010-pres.
19.	88	Kristi Sprinkel	2001
20.	87	Bridget Bomhack	2005-08

Points

1.	1795.5	Karla Johnson	2002-05
2.	1794.5	Lane Carico	2008-pres.
3.	1703.0	Valeria Tipiana	2001-04
4.	1591.5	Francheska Savage	2002-06
5.	1316.5	Ciara Michel	2003-07
6.	1183.5	Elizabeth Tyson	2001-04
7.	1137.0	Genny Mayhew	2006-09
8.	965.5	Marcela Gamarra	2001-02
9.	888.5	Ali Becker	2008-pres.
10.	825.5	Ashley Woods	2004-08
11.	809.0	Christine Williamson	2007-pres.
12.	743.5	Angelica Ellis	2005-08
13.	658.5	Katie Gallagher	2007-pres.
14.	619.5	Ariell Cooke	2007-10
15.	607.0	Jill Robinson	2003-06
16.	604.0	Lici McGee	2006-10
17.	597.0	Robin Lewullis	2002-03
18.	498.0	Ley Santaella Sante	2003
19.	490.0	Alex Johnson	2010-pres.
20.	426.5	Bridget Bomhack	2005-08





1 ALEX JOHNSON
RS, 6-0, Soph.
Tallahassee, Fla.



2 LANE CARICO
OH, 5-11, Sr.
Manhattan Beach, Calif.



3 TAYLOR HOLLINS
OH, 5-9, Soph.
Long Beach, Calif.



4 ALEXIS MOURNING
MB, 6-1, Fr.
Arlington, Texas




5 ERYN CROFT
OH, 5-8, Fr.
Gainesville, Fla.



6 JULIA GIAMPAOLO
LIB, 5-7, Soph.
Torrington, Conn.



7 MARIEL SCHOFIELD
DS, 5-5, Soph.
Ijamsville, Md.



9 KATIE GALLAGHER
S, 5-11, R-Sr.
Winter Park, Fla.




10 RYAN SHAFFER
DS, 5-7, Soph.
San Jose, Calif.



11 BLAIR FUENTES
S/H, 6-0, Fr.
Ridgewood, N.J.



16 EMANI SIMS
MB, 5-11, R-Fr.
Glenview, Ill.



17 CHRISTINE WILLIAMSON
OH, 5-11, R-Sr.
Tampa, Fla.



21 ALI BECKER
MB, 6-1, Sr.
Katy, Texas



23 NRITHYA SUNDARARAMAN
S/H, 5-10, Jr.
Naperville, Ill.



SCOTT MCGONAGLE
Head Athletic Trainer
First Season



NICOLE LANTAGNE WELCH
Head Coach
11th Season



FELIX HOU
Assistant Coach
Fourth Season



ASHLEY WOODS
Assistant Coach
First Season



ERIN MITCHEM
Volunteer Assistant
First Season



ARIELL COOKE
Student Assistant
Oakland, Calif.



#1 Alex Johnson • Right Side • 6-0 • Sophomore • Tallahassee, Fla. • Leon HS

Awards: 2011 – Tiger Classic MVP; Tiger Classic All-Tournament Team; Pepperdine Asics Classic All-Tournament Team; Hurricane Invitational All-Tournament Team

	2011 Match Highs	Career Match Highs
Attempts:	43, at Pepperdine (9/3)	Same
Kills:	21, at Pepperdine (9/3)	Same
Hitting:	.500, vs. Jacksonville State (8/26)	.625, vs. Florida Atlantic (8/31/10)
Digs:	19, vs. Oklahoma (9/10)	23, vs. Virginia (9/26/10)
Aces:	3, at NC State (10/7)	3, four times
Blocks:	6, at NC State (10/7)	Same

DATE	OPPONENT	RESULT	MS	SP	K	E	TA	PCT	A	SA	SE	RE	DIG	BS	BA	TOT	BE	BHE	PTS	
Aug. 26	vs. Jacksonville State	W, 3-0	*	3	8	1	14	.500	2	0	0	2	13	0	1	1	0	0	8.5	
Aug. 27	vs. La.-Lafayette	W, 3-0	*	3	17	2	32	.469	2	0	1	1	13	1	4	5	0	0	20.0	
Aug. 27	at LSU	W, 3-2	*	5	14	5	41	.220	2	2	0	1	17	0	5	5	2	0	18.5	
Sept. 2	vs. UC Santa Barbara	W, 3-0	*	3	9	1	28	.286	2	0	0	1	8	0	1	1	0	0	9.5	
Sept. 3	vs. Georgia	W, 3-0	*	3	8	5	25	.120	4	1	0	1	4	0	3	3	0	0	10.5	
Sept. 3	at Pepperdine	W, 3-1	*	4	21	4	43	.395	2	1	1	2	14	0	2	2	1	0	23.0	
Sept. 8	FLORIDA A&M	W, 3-0	*	3	11	2	22	.409	2	1	2	0	6	0	3	3	0	0	13.5	
Sept. 9	AUBURN	W, 3-0	*	3	13	4	26	.346	2	1	1	0	6	0	0	0	0	0	14.0	
Sept. 10	#18 OKLAHOMA	W, 3-1	*	4	9	4	25	.200	6	1	1	1	19	0	1	1	1	0	10.5	
Sept. 14	at Florida State	L, 0-3	*	3	7	5	25	.080	2	1	1	0	12	0	2	2	0	0	9.0	
Sept. 23	at Virginia Tech	W, 3-0	*	3	6	6	20	.000	3	1	0	0	14	0	2	2	0	1	8.0	
Sept. 25	at Virginia	W, 3-0	*	3	8	1	17	.412	7	0	1	2	10	0	1	1	1	0	8.5	
Sept. 30	WAKE FOREST	W, 3-0	*	3	8	0	23	.348	2	0	1	0	11	0	0	0	0	0	8.0	
Oct. 2	DUKE	W, 3-0	*	3	7	1	22	.273	3	1	0	1	14	0	2	2	0	0	9.0	
Oct. 7	at NC State	W, 3-2	*	5	8	4	28	.143	5	3	1	2	11	0	6	6	1	0	14.0	
Oct. 9	at North Carolina	L, 2-3	*	5	5	7	28	-.071	1	0	0	0	10	0	2	2	0	0	6.0	
Oct. 14	CLEMSON	W, 3-0	*	3	10	2	24	.333	4	0	2	0	12	1	2	3	0	0	12.0	
Oct. 16	GEORGIA TECH	L, 1-3	*	4	9	7	27	.074	9	1	2	1	6	0	1	1	1	0	10.5	
Oct. 21	at Boston College	W, 3-1	*	4	4	5	23	-.043	2	0	1	1	9	2	2	4	0	0	7.0	
Oct. 23	at Maryland	W, 3-1	*	4	11	4	33	.212	6	1	1	0	13	1	2	3	0	0	14.0	
2011 Total					71	193	70	526	.234	68	15	16	16	222	5	42	47	7	1	234.0
2010 Total					120	205	63	629	.226	95	24	37	13	273	1	52	53	4	2	256.0
CAREER					191	398	133	1155	.229	163	39	53	29	495	6	94	100	11	3	490.0



#2 Lane Carico • Outside Hitter • 5-11 • Senior • Manhattan Beach, Calif. • Mira Costa HS

Awards: 2011 – Preseason All-ACC Team; Pepperdine Asics Classic MVP; Pepperdine Asics Classic All-Tournament Team; ACC Player of the Week (Sept. 5-10); Hurricane Invitational MVP; Hurricane Invitational All-Tournament Team; ACC Player of the Week (Sept. 12-17); ACC Player of the Week (Oct. 3-8); UMIAMI All-Time Kills Leader

	2011 Match Highs	Career Match Highs
Attempts:	63, at North Carolina (10/9)	83, vs. Clemson (10/2/10)
Kills:	22, at North Carolina (10/9)	36, vs. Clemson (10/2/10)
Hitting:	.394, vs. Duke	.464, at NC State (11/21/08)
Digs:	24, at NC State (10/7)	27, at Virginia (10/24/08)
Aces:	4, vs. Jacksonville State (8/26)	5, vs. VCU (9/6/08)
Blocks:	4, vs. UC Santa Barbara (9/2)	6, at North Carolina (11/20/08)

DATE	OPPONENT	RESULT	MS	SP	K	E	TA	PCT	A	SA	SE	RE	DIG	BS	BA	TOT	BE	BHE	PTS	
Aug. 26	vs. Jacksonville State	W, 3-0	*	3	7	3	22	.182	1	4	0	0	9	0	3	3	0	0	12.5	
Aug. 27	vs. La.-Lafayette	W, 3-0	*	3	4	2	20	.100	2	2	3	0	12	0	0	0	0	0	6.0	
Aug. 27	at LSU	W, 3-2	*	5	11	4	45	.156	1	0	0	2	17	0	1	1	0	0	11.5	
Sept. 2	vs. UC Santa Barbara	W, 3-0	*	3	8	0	32	.250	0	0	0	1	15	1	3	4	1	0	10.5	
Sept. 3	vs. Georgia	W, 3-0	*	3	10	1	28	.321	0	1	0	0	15	0	0	0	0	0	11.0	
Sept. 3	at Pepperdine	W, 3-1	*	4	13	3	48	.208	2	0	0	1	20	0	3	3	0	0	14.5	
Sept. 8	FLORIDA A&M	W, 3-0	*	1	0	0	2	.000	0	1	0	0	4	0	0	0	0	0	1.0	
Sept. 9	AUBURN	W, 3-0	*	3	11	1	32	.312	1	2	0	0	12	0	2	2	1	0	14.0	
Sept. 10	#18 OKLAHOMA	W, 3-1	*	4	19	5	59	.237	1	1	1	0	16	0	3	3	0	0	21.5	
Sept. 14	at Florida State	L, 0-3	*	3	9	4	27	.185	1	0	1	0	16	0	0	0	0	0	9.0	
Sept. 23	at Virginia Tech	W, 3-0	*	3	11	1	28	.357	0	0	1	0	17	0	1	1	0	0	11.5	
Sept. 25	at Virginia	W, 3-0	*	3	13	4	30	.300	0	1	1	0	11	0	0	0	3	0	14.0	
Sept. 30	WAKE FOREST	W, 3-0	*	3	19	4	39	.385	1	0	0	0	10	0	0	0	0	0	19.0	
Oct. 2	DUKE	W, 3-0	*	3	14	1	33	.394	2	2	3	1	12	0	0	0	2	0	16.0	
Oct. 7	at NC State	W, 3-2	*	5	15	4	49	.224	2	1	2	0	24	0	3	3	1	0	17.5	
Oct. 9	at North Carolina	L, 2-3	*	5	22	6	63	.254	2	0	0	0	23	0	2	2	0	0	23.0	
Oct. 14	CLEMSON	W, 3-0	*	3	11	2	25	.360	1	1	0	0	10	0	1	1	1	0	12.5	
Oct. 16	GEORGIA TECH	L, 1-3	*	4	14	3	33	.333	1	1	2	0	7	0	0	0	0	0	15.0	
Oct. 21	at Boston College	W, 3-1	*	4	12	3	45	.200	2	1	2	0	17	0	0	0	2	0	13.0	
Oct. 23	at Maryland	W, 3-1	*	4	20	3	45	.378	1	1	0	3	26	0	0	0	0	0	21.0	
<i>2011 Total</i>					69	243	54	705	.268	23	19	17	7	293	1	22	23	11	0	274.0
<i>2010 Total</i>					123	471	151	1401	.228	44	38	33	16	454	9	35	44	9	2	535.5
<i>2009 Total</i>					116	506	167	1320	.257	30	21	42	22	402	9	32	41	18	1	552.0
<i>2008 Total</i>					116	369	136	1075	.217	32	35	38	27	416	9	40	49	18	2	433.0
Career					424	1589	508	4504	.240	129	113	130	72	1565	28	129	157	56	5	1794.5



#3 Taylor Hollins • Outside Hitter • 5-9 • Sophomore • Long Beach, Calif. • Lakewood HS

	2011 Match Highs	Career Match Highs
Attempts:	38, at North Carolina (10/9)	Same
Kills:	13, at North Carolina (10/9)	Same
Hitting:	.429, vs. Oklahoma (9/10)	Same
Digs:	19, at North Carolina (10/9)	Same
Aces:	2, twice	3, twice
Blocks:	1, at Maryland (10/23)	1, twice

DATE	OPPONENT	RESULT	MS	SP	K	E	TA	PCT	A	SA	SE	RE	DIG	BS	BA	TOT	BE	BHE	PTS
Aug. 26	vs. Jacksonville State	W, 3-0	DNP																
Aug. 27	vs. La.-Lafayette	W, 3-0	DNP																
Aug. 27	at LSU	W, 3-2	DNP																
Sept. 2	vs. UC Santa Barbara	W, 3-0	DNP																
Sept. 3	vs. Georgia	W, 3-0		1	0	0	0	.000	0	0	0	0	0	0	0	0	0	0	0.0
Sept. 3	at Pepperdine	W, 3-1		4	1	1	6	.000	2	0	0	1	10	0	0	0	0	0	1.0
Sept. 8	FLORIDA A&M	W, 3-0		2	2	1	3	.333	0	0	0	0	2	0	0	0	0	0	2.0
Sept. 9	AUBURN	W, 3-0		3	1	1	4	.000	0	0	0	1	11	0	0	0	0	1	1.0
Sept. 10	#18 OKLAHOMA	W, 3-1		4	4	1	7	.429	3	0	2	2	14	0	0	0	0	0	4.0
Sept. 14	at Florida State	L, 0-3		3	1	0	2	.500	1	0	0	0	5	0	0	0	0	0	1.0
Sept. 23	at Virginia Tech	W, 3-0		3	1	1	5	.000	1	1	0	0	7	0	0	0	0	0	2.0
Sept. 25	at Virginia	W, 3-0		3	1	0	3	.333	1	2	1	0	6	0	0	0	0	0	3.0
Sept. 30	WAKE FOREST	W, 3-0		3	0	0	4	.000	0	0	0	0	9	0	0	0	0	0	0.0
Oct. 2	DUKE	W, 3-0		3	1	2	3	-.333	0	0	0	0	9	0	0	0	0	0	1.0
Oct. 7	at NC State	W, 3-2		5	2	2	8	.000	0	2	1	0	11	0	0	0	0	0	4.0
Oct. 9	at North Carolina	L, 2-3	*	5	13	4	38	.237	3	0	1	1	19	0	0	0	0	0	13.0
Oct. 14	CLEMSON	W, 3-0	*	3	0	0	3	.000	1	0	0	0	3	0	0	0	0	0	0.0
Oct. 16	GEORGIA TECH	L, 1-3	*	4	3	1	10	.200	1	0	1	0	4	0	0	0	0	0	3.0
Oct. 21	at Boston College	W, 3-1	*	4	0	2	4	-.500	0	0	0	0	12	0	0	0	0	0	0.0
Oct. 23	at Maryland	W, 3-1	*	4	4	2	14	.143	4	0	0	2	13	0	1	1	0	0	4.5
2011 Total				54	34	18	114	.140	17	5	6	7	135	0	1	1	0	1	39.5
2010 Total				109	38	22	172	.093	36	22	9	12	301	0	1	1	0	0	60.5
Career				163	72	40	286	.112	53	27	15	19	436	0	2	2	0	1	100.0



#4 Alexis Mounring • Middle Blocker • 6-1 • Freshman • Arlington, Texas • Martin HS

	2011 Match Highs	Career Match Highs
Attempts:	24, at North Carolina (10/9)	Same
Kills:	12, at North Carolina (10/9)	Same
Hitting:	.417, at North Carolina (10/9)	Same
Digs:	2, at North Carolina (10/9)	N/A
Aces:	N/A	N/A
Blocks:	4, at North Carolina (10/9)	Same

DATE	OPPONENT	RESULT	MS	SP	K	E	TA	PCT	A	SA	SE	RE	DIG	BS	BA	TOT	BE	BHE	PTS
Aug. 26	vs. Jacksonville State	W, 3-0		1	1	0	1	1.000	0	0	0	0	0	1	0	1	0	0	2.0
Aug. 27	vs. La.-Lafayette	W, 3-0		1	2	0	2	1.000	0	0	0	0	0	0	2	2	0	0	3.0
Aug. 27	at LSU	W, 3-2	<i>DNP</i>																
Sept. 2	vs. UC Santa Barbara	W, 3-0	<i>DNP</i>																
Sept. 3	vs. Georgia	W, 3-0		1	0	0	2	.000	0	0	0	0	0	0	0	0	0	0	0.0
Sept. 3	at Pepperdine	W, 3-1		1	0	0	2	.000	0	0	0	0	0	0	0	0	0	0	0.0
Sept. 8	FLORIDA A&M	W, 3-0		3	4	2	7	.286	1	0	0	0	1	0	0	0	0	0	4.0
Sept. 9	AUBURN	W, 3-0	<i>DNP</i>																
Sept. 10	#18 OKLAHOMA	W, 3-1		1	2	0	2	1.000	0	0	0	0	0	0	0	0	0	0	2.0
Sept. 14	at Florida State	L, 0-3		2	0	0	2	.000	0	0	0	0	0	0	0	0	0	0	0.0
Sept. 23	at Virginia Tech	W, 3-0	<i>DNP</i>																
Sept. 25	at Virginia	W, 3-0	<i>DNP</i>																
Sept. 30	WAKE FOREST	W, 3-0	<i>DNP</i>																
Oct. 2	DUKE	W, 3-0		1	0	0	1	.000	0	0	0	0	0	0	0	0	0	0	0.0
Oct. 7	at NC State	W, 3-2		2	3	1	6	.333	0	0	0	0	0	0	3	3	1	0	4.5
Oct. 9	at North Carolina	L, 2-3		5	12	2	24	.417	0	0	0	0	2	1	3	4	1	0	14.5
Oct. 14	CLEMSON	W, 3-0	<i>DNP</i>																
Oct. 16	GEORGIA TECH	L, 1-3	<i>DNP</i>																
Oct. 21	at Boston College	W, 3-1	<i>DNP</i>																
Oct. 23	at Maryland	W, 3-1	<i>DNP</i>																
2011 Total/Career				18	24	5	49	.388	1	0	0	0	3	2	8	10	2	0	30.0



#5 Eryn Croft • Outside Hitter • 5-8 • Freshman • Gainesville, Fla. • Gainesville HS

	2011 Match Highs	Career Match Highs
Attempts:	N/A	N/A
Kills:	N/A	N/A
Hitting:	N/A	N/A
Digs:	N/A	N/A
Aces:	N/A	N/A
Blocks:	N/A	N/A

DATE	OPPONENT	RESULT	MS	SP	K	E	TA	PCT	A	SA	SE	RE	DIG	BS	BA	TOT	BE	BHE	PTS
Aug. 26	vs. Jacksonville State	W, 3-0	DNP																
Aug. 27	vs. La.-Lafayette	W, 3-0	DNP																
Aug. 27	at LSU	W, 3-2	DNP																
Sept. 2	vs. UC Santa Barbara	W, 3-0	DNP																
Sept. 3	vs. Georgia	W, 3-0	DNP																
Sept. 3	at Pepperdine	W, 3-1	DNP																
Sept. 8	FLORIDA A&M	W, 3-0	DNP																
Sept. 9	AUBURN	W, 3-0	DNP																
Sept. 10	#18 OKLAHOMA	W, 3-1	DNP																
Sept. 14	at Florida State	L, 0-3	DNP																
Sept. 23	at Virginia Tech	W, 3-0	DNP																
Sept. 25	at Virginia	W, 3-0	DNP																
Sept. 30	WAKE FOREST	W, 3-0	DNP																
Oct. 2	DUKE	W, 3-0	DNP																
Oct. 7	at NC State	W, 3-2	DNP																
Oct. 9	at North Carolina	L, 2-3	DNP																
Oct. 14	CLEMSON	W, 3-0	DNP																
Oct. 16	GEORGIA TECH	L, 1-3	DNP																
Oct. 21	at Boston College	W, 3-1	DNP																
Oct. 23	at Maryland	W, 3-1	DNP																



#6 Julia Giampaolo • Defensive Specialist • 5-7 • Sophomore • Torrington, Conn. • Torrington HS

	2011 Match Highs	Career Match Highs
Attempts:	N/A	1, vs. Auburn (9/3/10)
Kills:	N/A	N/A
Hitting:	N/A	N/A
Digs:	1, at Pepperdine (9/3)	Same
Aces:	N/A	N/A
Blocks:	N/A	N/A

DATE	OPPONENT	RESULT	MS	SP	K	E	TA	PCT	A	SA	SE	RE	DIG	BS	BA	TOT	BE	BHE	PTS
Aug. 26	vs. Jacksonville State	W, 3-0	DNP																
Aug. 27	vs. La.-Lafayette	W, 3-0		1	0	0	0	.000	0	0	0	0	0	0	0	0	0	0	0.0
Aug. 27	at LSU	W, 3-2	DNP																
Sept. 2	vs. UC Santa Barbara	W, 3-0	DNP																
Sept. 3	vs. Georgia	W, 3-0	DNP																
Sept. 3	at Pepperdine	W, 3-1		1	0	0	0	.000	0	0	0	1	1	0	0	0	0	0	0.0
Sept. 8	FLORIDA A&M	W, 3-0	DNP																
Sept. 9	AUBURN	W, 3-0	DNP																
Sept. 10	#18 OKLAHOMA	W, 3-1	DNP																
Sept. 14	at Florida State	L, 0-3	DNP																
Sept. 23	at Virginia Tech	W, 3-0	DNP																
Sept. 25	at Virginia	W, 3-0	DNP																
Sept. 30	WAKE FOREST	W, 3-0	DNP																
Oct. 2	DUKE	W, 3-0	DNP																
Oct. 7	at NC State	W, 3-2	DNP																
Oct. 9	at North Carolina	L, 2-3	DNP																
Oct. 14	CLEMSON	W, 3-1	DNP																
Oct. 16	GEORGIA TECH	L, 1-3	DNP																
Oct. 21	at Boston College	W, 3-1	DNP																
Oct. 23	at Maryland	W, 3-1		1	0	0	1	.000	0	0	0	0	0	0	0	0	0	0	0.0
2011 Total				3	0	0	1	.000	0	0	0	1	1	0	0	0	0	0	0.0
2010 Total				2	0	0	1	.000	0	0	0	0	0	0	0	0	0	0	0.0
Career				5	0	0	2	.000	0	0	0	1	1	0	0	0	0	0	0.0



#7 Mariel Schofield • Defensive Specialist • 5-5 • Sophomore • Ijamsville, Md. • Urbana HS

	2011 Match Highs	Career Match Highs
Attempts:	1, at Maryland (10/23)	1, four times
Kills:	N/A	N/A
Hitting:	N/A	N/A
Digs:	3, twice	3, three times
Aces:	1, four times	1, five times
Blocks:	N/A	N/A

DATE	OPPONENT	RESULT	MS	SP	K	E	TA	PCT	A	SA	SE	RE	DIG	BS	BA	TOT	BE	BHE	PTS
Aug. 26	vs. Jacksonville State	W, 3-0		3	0	0	0	.000	0	1	2	0	2	0	0	0	0	0	1.0
Aug. 27	vs. La.-Lafayette	W, 3-0		3	0	0	0	.000	0	0	0	0	0	0	0	0	0	0	0.0
Aug. 27	at LSU	W, 3-2		5	0	0	0	.000	0	0	1	0	3	0	0	0	0	0	0.0
Sept. 2	vs. UC Santa Barbara	W, 3-0		3	0	0	0	.000	0	0	0	0	1	0	0	0	0	0	0.0
Sept. 3	vs. Georgia	W, 3-0		3	0	0	0	.000	0	0	0	0	0	0	0	0	0	0	0.0
Sept. 3	at Pepperdine	W, 3-1		1	0	0	0	.000	0	1	1	0	0	0	0	0	0	0	1.0
Sept. 8	FLORIDA A&M	W, 3-0		2	0	0	0	.000	0	0	0	0	1	0	0	0	0	0	0.0
Sept. 9	AUBURN	W, 3-0	<i>DNP</i>																
Sept. 10	#18 OKLAHOMA	W, 3-1	<i>DNP</i>																
Sept. 14	at Florida State	L, 0-3	<i>DNP</i>																
Sept. 23	at Virginia Tech	W, 3-0	<i>DNP</i>																
Sept. 25	at Virginia	W, 3-0	<i>DNP</i>																
Sept. 30	WAKE FOREST	W, 3-0		1	0	0	0	.000	0	0	0	0	0	0	0	0	0	0	0.0
Oct. 2	DUKE	W, 3-0		3	0	0	0	.000	0	0	1	0	3	0	0	0	0	0	0.0
Oct. 7	at NC State	W, 3-2		3	0	0	0	.000	0	0	0	0	2	0	0	0	0	0	0.0
Oct. 9	at North Carolina	L, 2-3		5	0	0	0	.000	0	1	0	0	2	0	0	0	0	0	1.0
Oct. 14	CLEMSON	W, 3-0	<i>DNP</i>																
Oct. 16	GEORGIA TECH	L, 1-3		1	0	0	0	.000	0	1	0	0	0	0	0	0	0	0	1.0
Oct. 21	at Boston College	W, 3-1		1	0	0	0	.000	0	0	1	0	1	0	0	0	0	0	0.0
Oct. 23	at Maryland	W, 3-1		4	0	0	1	.000	0	0	1	0	5	0	0	0	0	0	0.0
<i>2011 Total</i>				<i>38</i>	<i>0</i>	<i>0</i>	<i>1</i>	<i>.000</i>	<i>0</i>	<i>4</i>	<i>8</i>	<i>0</i>	<i>20</i>	<i>0</i>	<i>0</i>	<i>0</i>	<i>0</i>	<i>0</i>	<i>4.0</i>
<i>2010 Total</i>				<i>18</i>	<i>0</i>	<i>0</i>	<i>3</i>	<i>.000</i>	<i>1</i>	<i>1</i>	<i>2</i>	<i>0</i>	<i>6</i>	<i>0</i>	<i>0</i>	<i>0</i>	<i>0</i>	<i>0</i>	<i>1.0</i>
Career				56	0	0	4	.000	1	5	10	0	26	0	0	0	0	0	5.0



#9 Katie Gallagher • Setter • 5-11 • Redshirt Senior • Winter Park, Fla. • Lake Highland Prep

Awards: 2011 – Preseason All-ACC Team; Tiger Classic All-Tournament Team; Pepperdine Asics Classic All-Tournament Team; Hurricane Invitational All-Tournament Team

	2011 Match Highs	Career Match Highs
Attempts:	20, at LSU (8/27)	Same
Kills:	8, vs. Oklahoma (9/10)	9, twice
Assists:	60, at North Carolina (10/9)	62, at Virginia (9/21/07)
Digs:	19, at North Carolina (10/9)	23, at Virginia (10/24/08)
Aces:	2, at Boston College (10/21)	11, vs. Jacksonville (8/25/07)
Blocks:	3, three times	5, four times

DATE	OPPONENT	RESULT	MS	SP	K	E	TA	PCT	A	SA	SE	RE	DIG	BS	BA	TOT	BE	BHE	PTS	
Aug. 26	vs. Jacksonville State	W, 3-0	*	3	5	0	9	.556	32	0	2	0	3	0	0	0	0	0	5.0	
Aug. 27	vs. La.-Lafayette	W, 3-0	*	3	5	1	9	.444	37	0	0	0	6	0	0	0	0	1	5.0	
Aug. 27	at LSU	W, 3-2	*	5	5	2	20	.150	40	0	1	0	6	0	3	3	1	0	6.5	
Sept. 2	vs. UC Santa Barbara	W, 3-0	*	3	5	0	10	.500	30	0	2	0	9	0	0	0	0	0	5.0	
Sept. 3	vs. Georgia	W, 3-0	*	3	2	0	6	.333	25	1	0	0	8	0	1	1	0	0	3.5	
Sept. 3	at Pepperdine	W, 3-1	*	4	6	1	13	.385	51	0	0	0	14	0	2	2	0	0	7.0	
Sept. 8	FLORIDA A&M	W, 3-0	*	3	2	1	5	.200	30	0	1	0	4	0	0	0	0	0	2.0	
Sept. 9	AUBURN	W, 3-0	*	3	4	1	9	.333	34	0	1	0	7	1	1	2	0	0	5.5	
Sept. 10	#18 OKLAHOMA	W, 3-1	*	4	8	1	19	.368	48	0	1	0	16	0	1	1	0	0	8.5	
Sept. 14	at Florida State	L, 0-3	*	3	3	1	11	.182	29	0	0	0	8	0	2	2	0	0	4.0	
Sept. 23	at Virginia Tech	W, 3-0	*	3	2	1	9	.111	35	0	1	0	4	1	1	2	0	1	3.5	
Sept. 25	at Virginia	W, 3-0	*	3	4	1	10	.300	39	1	0	0	8	0	1	1	1	0	5.5	
Sept. 30	WAKE FOREST	W, 3-0	*	3	3	1	7	.286	38	0	1	0	5	0	2	2	0	0	4.0	
Oct. 2	DUKE	W, 3-0	*	3	3	3	14	.000	38	0	0	0	9	0	3	3	0	2	4.5	
Oct. 7	at NC State	W, 3-2	*	5	4	1	11	.273	51	1	0	0	7	0	3	3	0	0	6.5	
Oct. 9	at North Carolina	L, 2-3	*	5	1	0	11	.091	60	0	0	0	19	1	1	2	0	2	2.5	
Oct. 14	CLEMSON	W, 3-0	*	3	2	0	7	.286	39	0	0	0	8	0	0	0	0	1	2.0	
Oct. 16	GEORGIA TECH	L, 1-3	*	4	4	2	8	.250	37	1	1	0	14	0	2	2	1	0	6.0	
Oct. 21	at Boston College	W, 3-1	*	4	2	2	9	.000	44	2	1	0	7	0	2	2	0	0	5.0	
Oct. 23	at Maryland	W, 3-1	*	4	5	2	12	.250	49	1	0	0	19	0	1	1	0	1	6.5	
2011 Total					71	75	21	209	.258	786	7	12	0	181	3	26	29	3	8	98.0
2010 Total					113	110	22	271	.325	1211	15	31	0	298	9	44	53	15	7	156.0
2009 Total					29	28	3	70	.357	299	3	8	0	57	0	22	22	3	2	42.0
2008 Total					114	131	32	324	.306	1202	32	30	1	288	5	42	47	8	17	189.0
2007 Total					113	87	22	240	.271	1243	67	67	2	287	6	27	33	14	37	173.5
Career					440	431	100	1114	.297	4741	124	148	3	1111	23	161	184	43	71	658.5



#10 Ryan Shaffer • Defensive Specialist • 5-7 • Sophomore • San Jose, Calif. • Archbishop Mitty HS

Awards: 2011 – Tiger Classic All-Tournament Team; Pepperdine Asics Classic Defensive MVP; Pepperdine Asics Classic All-Tournament Team

	2011 Match Highs	Career Match Highs
Digs:	32, at North Carolina (10/9)	32, twice
Kills:	1, at Virginia Tech (9/23)	1, four times
Assists	3, twice	3, six times
Aces:	6, vs. Florida A&M (9/8)	Same
20+ Digs Matches:	3	12
30+ Digs Matches:	2	2

DATE	OPPONENT	RESULT	MS	SP	K	E	TA	PCT	A	SA	SE	RE	DIG	BS	BA	TOT	BE	BHE	PTS	
Aug. 26	vs. Jacksonville State	W, 3-0		3	0	0	0	.000	2	0	1	1	14	0	0	0	0	0	0.0	
Aug. 27	vs. La.-Lafayette	W, 3-0		3	0	0	0	.000	0	1	0	0	9	0	0	0	0	0	1.0	
Aug. 27	at LSU	W, 3-2		5	0	0	1	.000	0	0	2	0	30	0	0	0	0	0	0.0	
Sept. 2	vs. UC Santa Barbara	W, 3-0		3	0	0	1	.000	0	1	1	0	12	0	0	0	0	0	1.0	
Sept. 3	vs. Georgia	W, 3-0		3	0	0	0	.000	0	2	1	1	15	0	0	0	0	0	2.0	
Sept. 3	at Pepperdine	W, 3-1		4	0	0	3	.000	0	0	2	1	26	0	0	0	0	0	0.0	
Sept. 8	FLORIDA A&M	W, 3-0		3	0	0	0	.000	0	6	1	0	12	0	0	0	0	0	6.0	
Sept. 9	AUBURN	W, 3-0		3	0	0	0	.000	1	1	1	0	19	0	0	0	0	0	1.0	
Sept. 10	#18 OKLAHOMA	W, 3-1		4	0	0	0	.000	2	1	0	0	18	0	0	0	0	0	1.0	
Sept. 14	at Florida State	L, 0-3		3	0	0	0	.000	2	0	1	2	6	0	0	0	0	0	0.0	
Sept. 23	at Virginia Tech	W, 3-0		3	1	0	1	1.000	0	0	2	0	13	0	0	0	0	0	1.0	
Sept. 25	at Virginia	W, 3-0		3	0	0	0	.000	2	0	0	0	10	0	0	0	0	0	0.0	
Sept. 30	WAKE FOREST	W, 3-0		3	0	0	1	.000	1	2	1	2	12	0	0	0	0	0	2.0	
Oct. 2	DUKE	W, 3-0		3	0	0	0	.000	3	2	1	0	11	0	0	0	0	0	2.0	
Oct. 7	at NC State	W, 3-2		5	0	0	0	.000	0	0	2	2	21	0	0	0	0	0	0.0	
Oct. 9	at North Carolina	L, 2-3		5	0	0	0	.000	3	0	0	2	32	0	0	0	0	0	0.0	
Oct. 14	CLEMSON	W, 3-0		3	0	0	1	.000	0	1	0	0	9	0	0	0	0	0	1.0	
Oct. 16	GEORGIA TECH	L, 1-3		4	0	0	1	.000	1	1	0	3	13	0	0	0	0	0	1.0	
Oct. 21	at Boston College	W, 3-1		4	0	0	0	.000	1	0	0	2	20	0	0	0	0	0	0.0	
Oct. 23	at Maryland	W, 3-1		4	0	0	0	.000	1	0	0	2	13	0	0	0	0	0	0.0	
2011 Total					71	1	0	9	.111	19	18	16	18	315	0	0	0	0	0	19.0
2010 Total					119	3	0	16	.188	33	20	22	25	539	0	0	0	0	2	23.0
Career					190	4	0	25	.160	52	38	38	43	854	0	0	0	0	2	42.0



#11 Blair Fuentez • Setter/Hitter • 6-0 • Freshman • Ridgewood, N.J. • Ridgewood HS

	2011 Match Highs	Career Match Highs
Attempts:	4, at NC State (10/7)	Same
Kills:	1, twice	Same
Hitting:	.500, at North Carolina (10/9)	Same
Digs:	N/A	N/A
Aces:	1, vs. Wake Forest (9/30)	Same
Blocks:	N/A	N/A

DATE	OPPONENT	RESULT	MS	SP	K	E	TA	PCT	A	SA	SE	RE	DIG	BS	BA	TOT	BE	BHE	PTS
Aug. 26	vs. Jacksonville State	W, 3-0	DNP																
Aug. 27	vs. La.-Lafayette	W, 3-0		1	0	0	0	.000	1	0	0	0	0	0	0	0	0	0	0.0
Aug. 27	at LSU	W, 3-2	DNP																
Sept. 2	vs. UC Santa Barbara	W, 3-0	DNP																
Sept. 3	vs. Georgia	W, 3-0	DNP																
Sept. 3	at Pepperdine	W, 3-1	DNP																
Sept. 8	FLORIDA A&M	W, 3-0	DNP																
Sept. 9	AUBURN	W, 3-0	DNP																
Sept. 10	#18 OKLAHOMA	W, 3-1		1	0	0	1	.000	0	0	0	0	0	0	0	0	0	0	0.0
Sept. 14	at Florida State	L, 0-3	DNP																
Sept. 23	at Virginia Tech	W, 3-0	DNP																
Sept. 25	at Virginia	W, 3-0	DNP																
Sept. 30	WAKE FOREST	W, 3-0		1	0	0	0	.000	1	1	1	0	0	0	0	0	0	0	1.0
Oct. 2	DUKE	W, 3-0	DNP																
Oct. 7	at NC State	W, 3-2		1	1	2	4	-.250	0	0	0	0	0	0	0	0	0	0	1.0
Oct. 9	at North Carolina	L, 2-3		1	1	0	2	.500	1	0	0	0	0	0	0	0	0	0	1.0
Oct. 14	CLEMSON	W, 3-0	DNP																
Oct. 16	GEORGIA TECH	L, 1-3	DNP																
Oct. 21	at Boston College	W, 3-1	DNP																
Oct. 23	at Maryland	W, 3-1	DNP																
2011 Total/Career				5	2	2	7	.000	3	1	1	0	0	0	0	0	0	0	3.0



#12 Lizzie Hale • Defensive Specialist • 6-0 • Junior • Menlo Park, Calif. • Menlo School

	2011 Match Highs	Career Match Highs
Attempts:	5, vs. Jacksonville State (8/26)	12, at Boston College (10/16/09)
Kills:	N/A	3, at Boston College (10/16/09)
Hitting:	N/A	N/A
Digs:	13, twice	18, at Boston College (10/16/09)
Aces:	2, four times	3, twice
Blocks:	1, at North Carolina (10/9)	2, at Boston College (10/16/09)

DATE	OPPONENT	RESULT	MS	SP	K	E	TA	PCT	A	SA	SE	RE	DIG	BS	BA	TOT	BE	BHE	PTS	
Aug. 26	vs. Jacksonville State	W, 3-0		3	0	0	5	.000	2	1	1	3	6	0	0	0	0	0	1.0	
Aug. 27	vs. La.-Lafayette	W, 3-0		3	0	0	1	.000	2	0	0	0	4	0	0	0	0	0	0.0	
Aug. 27	at LSU	W, 3-2		5	0	0	1	.000	2	0	2	3	9	0	0	0	0	0	0.0	
Sept. 2	vs. UC Santa Barbara	W, 3-0	*	3	0	2	2	-1.000	3	2	0	0	13	0	0	0	0	0	2.0	
Sept. 3	vs. Georgia	W, 3-0	*	3	0	0	3	.000	2	0	0	0	6	0	0	0	0	0	0.0	
Sept. 3	at Pepperdine	W, 3-1	*	4	0	0	0	.000	1	0	2	0	4	0	0	0	0	0	0.0	
Sept. 8	FLORIDA A&M	W, 3-0		3	0	0	0	.000	0	1	1	1	2	0	0	0	0	0	1.0	
Sept. 9	AUBURN	W, 3-0		3	0	0	0	.000	0	0	0	0	4	0	0	0	0	0	0.0	
Sept. 10	#18 OKLAHOMA	W, 3-1		4	0	0	0	.000	0	2	1	0	2	0	0	0	0	0	2.0	
Sept. 14	at Florida State	L, 0-3		3	0	0	0	.000	0	0	1	0	1	0	0	0	0	0	0.0	
Sept. 23	at Virginia Tech	W, 3-0		3	0	0	1	.000	0	0	0	0	2	0	0	0	0	0	0.0	
Sept. 25	at Virginia	W, 3-0		3	0	0	0	.000	0	2	0	0	0	0	0	0	0	0	0.0	
Sept. 30	WAKE FOREST	W, 3-0		3	0	0	0	.000	0	2	0	0	0	0	0	0	0	0	2.0	
Oct. 2	DUKE	W, 3-0		3	0	0	0	.000	0	1	0	0	1	0	0	0	0	0	1.0	
Oct. 7	at NC State	W, 3-2		3	0	0	0	.000	1	0	1	0	0	0	0	0	0	0	0.0	
Oct. 9	at North Carolina	L, 2-3		5	0	0	1	.000	2	0	0	1	13	0	1	1	0	0	0.5	
Oct. 14	CLEMSON	W, 3-0		3	0	0	0	.000	0	0	1	0	3	0	0	0	0	0	0.0	
Oct. 16	GEORGIA TECH	L, 1-3		4	0	0	0	.000	0	0	0	1	1	0	0	0	0	0	0.0	
Oct. 21	at Boston College	W, 3-1		3	0	0	0	.000	0	0	0	0	0	0	0	0	0	0	0.0	
Oct. 23	at Maryland	W, 3-1		2	0	0	0	.000	0	0	0	0	1	0	0	0	0	0	0.0	
<i>2011 Total</i>					63	0	2	14	-.143	15	9	10	9	72	0	1	1	0	0	9.5
<i>2010 Total</i>					107	3	6	31	-.097	17	10	11	6	92	0	0	0	0	0	13.0
<i>2009 Total</i>					96	7	4	29	.103	13	18	12	10	119	0	4	4	0	0	27.0
Career					266	10	12	74	-.027	45	37	33	25	283	0	5	5	0	0	49.5



#16 Emani Sims • Middle Blocker • 5-11 • Redshirt Freshman • Glenview, Ill. • Glenbrook South HS

	2011 Match Highs	Career Match Highs
Attempts:	24, at Boston College (10/21)	Same
Kills:	13, at Boston College (10/21)	Same
Hitting:	.615, vs. Clemson (10/14)	Same
Digs:	2, three times	Same
Aces:	N/A	N/A
Blocks:	9, at LSU (8/27)	Same

DATE	OPPONENT	RESULT	MS	SP	K	E	TA	PCT	A	SA	SE	RE	DIG	BS	BA	TOT	BE	BHE	PTS
Aug. 26	vs. Jacksonville State	W, 3-0	*	3	7	1	11	.545	0	0	0	0	0	0	2	2	0	0	8.0
Aug. 27	vs. La.-Lafayette	W, 3-0	*	3	7	1	12	.500	0	0	0	0	2	0	2	2	1	0	8.0
Aug. 27	at LSU	W, 3-2	*	5	3	1	7	.286	0	0	0	0	1	3	6	9	0	0	9.0
Sept. 2	vs. UC Santa Barbara	W, 3-0	*	3	7	2	15	.333	0	0	0	0	0	0	1	1	1	0	7.5
Sept. 3	vs. Georgia	W, 3-0	*	3	4	2	16	.125	1	0	0	0	0	0	4	4	1	0	6.0
Sept. 3	at Pepperdine	W, 3-1	*	4	4	3	15	.067	0	0	0	0	2	1	3	4	0	1	6.5
Sept. 8	FLORIDA A&M	W, 3-0	*	3	7	0	12	.583	0	0	0	0	1	0	4	4	0	0	9.0
Sept. 9	AUBURN	W, 3-0	*	3	4	1	10	.300	0	0	0	0	1	0	1	1	0	0	4.5
Sept. 10	#18 OKLAHOMA	W, 3-1	*	4	6	2	17	.235	0	0	0	0	0	0	4	4	0	1	8.0
Sept. 14	at Florida State	L, 0-3	*	3	5	0	13	.385	1	0	0	0	0	0	4	4	0	0	7.0
Sept. 23	at Virginia Tech	W, 3-0	*	3	5	1	12	.333	0	0	0	0	1	0	4	4	0	0	7.0
Sept. 25	at Virginia	W, 3-0	*	3	5	1	10	.400	0	0	0	0	0	1	0	1	0	0	6.0
Sept. 30	WAKE FOREST	W, 3-0	*	3	3	4	10	-.100	0	0	0	0	2	0	1	1	0	0	3.5
Oct. 2	DUKE	W, 3-0	*	3	3	2	13	.077	0	0	0	0	0	1	3	4	1	0	5.5
Oct. 7	at NC State	W, 3-2	*	4	6	3	18	.167	0	0	1	0	1	1	2	3	1	0	8.0
Oct. 9	at North Carolina	L, 2-3	*	1	1	0	3	.333	0	0	0	0	0	0	0	0	0	0	1.0
Oct. 14	CLEMSON	W, 3-0	*	3	8	0	13	.615	0	0	0	0	0	0	2	2	0	0	9.0
Oct. 16	GEORGIA TECH	L, 1-3	*	4	6	1	15	.333	0	0	0	0	0	0	3	3	1	0	7.5
Oct. 21	at Boston College	W, 3-1	*	4	13	2	24	.458	0	0	0	0	0	1	3	4	1	0	15.5
Oct. 23	at Maryland	W, 3-1	*	4	5	2	15	.200	0	0	0	0	0	1	1	2	0	0	6.5
2011 Total/Career				66	109	29	261	.307	2	0	1	0	11	9	50	59	7	2	143.0



#17 Christine Williamson • Outside Hitter • 5-11 • Redshirt Senior • Tampa, Fla. • Plant HS

	2011 Match Highs	Career Match Highs
Attempts:	53, at LSU (8/27)	Same
Kills:	17, at LSU (8/27)	19, three times
Hitting:	.692, vs. Georgia (9/2)	Same
Digs:	11, at LSU (8/27)	Same
Aces:	N/A	1, vs. Duke (11/8/09)
Blocks:	4, vs. Florida A&M (9/8)	7, at Wake Forest (10/8/09)

DATE	OPPONENT	RESULT	MS	SP	K	E	TA	PCT	A	SA	SE	RE	DIG	BS	BA	TOT	BE	BHE	PTS	
Aug. 26	vs. Jacksonville State	W, 3-0	*	3	8	1	16	.438	0	0	0	0	0	0	1	1	1	0	8.5	
Aug. 27	vs. La.-Lafayette	W, 3-0	*	3	6	2	22	.182	0	0	0	0	3	0	1	1	1	0	6.5	
Aug. 27	at LSU	W, 3-2		5	17	10	53	.132	1	0	0	0	11	0	2	2	0	0	18.0	
Sept. 2	vs. UC Santa Barbara	W, 3-0		3	7	4	21	.143	1	0	0	0	3	0	1	1	0	0	7.5	
Sept. 3	vs. Georgia	W, 3-0		3	10	1	13	.692	0	0	0	0	3	0	2	2	0	0	11.0	
Sept. 3	at Pepperdine	W, 3-1		4	9	2	31	.226	0	0	1	0	4	1	1	2	0	0	10.5	
Sept. 8	FLORIDA A&M	W, 3-0	*	3	6	1	14	.357	0	0	0	0	2	0	4	4	0	0	8.0	
Sept. 9	AUBURN	W, 3-0	*	3	4	2	17	.118	0	0	0	0	1	0	0	0	0	0	4.0	
Sept. 10	#18 OKLAHOMA	W, 3-1	*	4	5	2	22	.136	0	0	0	0	2	0	2	2	1	0	6.0	
Sept. 14	at Florida State	L, 0-3	*	3	2	3	16	-.062	0	0	0	0	0	0	0	0	0	0	2.0	
Sept. 23	at Virginia Tech	W, 3-0	*	3	4	1	16	.188	0	0	0	0	1	0	3	3	0	0	5.5	
Sept. 25	at Virginia	W, 3-0	*	3	9	0	19	.474	0	0	0	0	2	0	0	0	0	0	9.0	
Sept. 30	WAKE FOREST	W, 3-0	*	3	6	3	13	.231	0	0	0	0	2	0	1	1	1	0	6.5	
Oct. 2	DUKE	W, 3-0	*	3	8	6	28	.071	0	0	0	0	2	0	3	3	0	0	9.5	
Oct. 7	at NC State	W, 3-2	*	5	10	5	29	.172	0	0	0	0	4	0	1	1	0	0	10.5	
Oct. 9	at North Carolina	L, 2-3		3	7	5	25	.080	0	0	0	0	3	1	0	1	1	0	8.0	
Oct. 14	CLEMSON	W, 3-1		3	8	2	19	.316	0	0	0	1	1	0	2	2	0	0	9.0	
Oct. 16	GEORGIA TECH	L, 1-3		4	7	2	19	.263	0	0	0	1	3	1	2	3	2	0	9.0	
Oct. 21	at Boston College	W, 3-1		4	6	4	22	.091	0	0	0	2	5	0	2	2	1	0	7.0	
Oct. 23	at Maryland	W, 3-1		4	7	2	27	.185	0	0	1	0	1	0	0	0	0	0	7.0	
2011 Total					69	146	58	442	.199	2	0	2	4	53	3	28	31	8	0	163.0
2010 Total					122	338	113	847	.266	13	0	2	5	61	8	42	50	15	3	367.0
2009 Total					95	220	94	560	.225	9	1	5	8	40	8	30	38	8	1	244.0
2008 Total					26	30	12	76	.237	1	0	0	0	7	0	10	10	0	0	35.0
Career					312	734	277	1925	.237	25	1	9	17	161	19	110	129	31	4	809.0



#21 Ali Becker • Middle Blocker • 6-1 • Senior • Katy, Texas • Cinco Ranch HS

	2011 Match Highs	Career Match Highs
Attempts:	42, at North Carolina (10/9)	Same
Kills:	22, at North Carolina (10/9)	Same
Hitting:	.556, vs. Wake Forest (9/30)	.611, vs. Georgia Tech (10/8/10)
Digs:	6, at North Carolina (10/9)	Same
Aces:	N/A	2, twice
Blocks:	8, at NC State (10/7)	10, at Wake Forest (10/8/09)

DATE	OPPONENT	RESULT	MS	SP	K	E	TA	PCT	A	SA	SE	RE	DIG	BS	BA	TOT	BE	BHE	PTS	
Aug. 26	vs. Jacksonville State	W, 3-0	*	3	5	0	13	.385	0	0	0	0	2	0	3	3	0	0	6.5	
Aug. 27	vs. La.-Lafayette	W, 3-0	*	3	8	0	14	.571	0	0	0	0	2	0	1	1	0	0	8.5	
Aug. 27	at LSU	W, 3-2	*	5	5	4	30	.033	0	0	0	0	3	0	4	4	2	0	7.0	
Sept. 2	vs. UC Santa Barbara	W, 3-0	*	3	8	2	16	.375	0	0	0	0	0	2	4	6	0	1	12.0	
Sept. 3	vs. Georgia	W, 3-0	*	3	7	1	15	.400	0	0	0	0	3	0	2	2	0	0	8.0	
Sept. 3	at Pepperdine	W, 3-1	*	4	8	3	25	.200	0	0	0	0	1	1	5	6	0	0	11.5	
Sept. 8	FLORIDA A&M	W, 3-0	*	3	10	2	16	.500	0	0	2	0	1	1	3	4	0	0	12.5	
Sept. 9	AUBURN	W, 3-0	*	3	9	3	25	.240	0	0	0	0	0	0	2	2	0	0	10.0	
Sept. 10	#18 OKLAHOMA	W, 3-1	*	4	9	0	17	.529	0	0	0	0	3	0	3	3	0	0	10.5	
Sept. 14	at Florida State	L, 0-3	*	3	12	1	25	.440	0	0	0	0	2	0	0	0	0	0	12.0	
Sept. 23	at Virginia Tech	W, 3-0	*	3	13	2	27	.407	0	0	0	0	0	1	3	4	0	0	15.5	
Sept. 25	at Virginia	W, 3-0	*	3	10	2	17	.471	0	0	0	0	2	0	2	2	0	0	11.0	
Sept. 30	WAKE FOREST	W, 3-0	*	3	10	0	18	.556	0	0	0	0	3	2	2	4	0	0	13.0	
Oct. 2	DUKE	W, 3-0	*	3	12	3	22	.409	0	0	0	0	0	0	5	5	1	0	14.5	
Oct. 7	at NC State	W, 3-2	*	5	13	3	32	.312	0	0	0	0	1	1	7	8	1	0	17.5	
Oct. 9	at North Carolina	L, 2-3	*	5	22	2	42	.476	2	0	0	0	6	1	1	2	0	1	23.5	
Oct. 14	CLEMSON	W, 3-0	*	3	10	2	18	.444	0	0	0	0	1	1	2	3	0	0	12.0	
Oct. 16	GEORGIA TECH	L, 1-3	*	4	8	2	15	.400	0	0	0	0	0	2	2	4	1	0	11.0	
Oct. 21	at Boston College	W, 3-1	*	4	16	2	24	.583	0	0	0	0	2	0	3	3	0	0	17.5	
Oct. 23	at Maryland	W, 3-1	*	4	13	3	29	.345	0	0	0	0	3	0	3	3	0	0	14.5	
2011 Total					71	208	37	440	.389	2	0	2	0	35	12	57	69	5	2	248.5
2010 Total					111	228	59	509	.332	12	0	1	0	33	8	88	96	8	3	280.0
2009 Total					112	222	69	519	.295	5	6	24	1	48	10	81	91	7	0	278.5
2008 Total					55	64	23	154	.266	2	1	4	1	9	3	27	30	5	0	81.5
Career					349	722	188	1622	.329	21	7	31	2	125	33	253	286	25	5	888.5



#23 Nrihya Sundararaman • Setter/Hitler • 5-10 • Junior • Naperville, Ill. • Naperville HS

	2011 Match Highs	Career Match Highs
Attempts:	3, vs. Florida A&M (9/8)	14, vs. North Dakota State (9/5/09)
Kills:	N/A	8, twice
Assists:	5, vs. Florida A&M (9/8)	63, vs. UT-Arlington (8/27/10)
Digs:	1, vs. La.-Lafayette (8/27)	16, at Virginia (11/1/09)
Aces:	N/A	3, vs. UT-Arlington (8/27/10)
Blocks:	N/A	3, twice

DATE	OPPONENT	RESULT	MS	SP	K	E	TA	PCT	A	SA	SE	RE	DIG	BS	BA	TOT	BE	BHE	PTS	
Aug. 26	vs. Jacksonville State	W, 3-0	DNP																	
Aug. 27	vs. La.-Lafayette	W, 3-0		1	0	0	1	.000	2	0	1	0	1	0	0	0	0	1	0.0	
Aug. 27	at LSU	W, 3-2		2	0	0	0	.000	2	0	0	0	0	0	0	0	1	0	0.0	
Sept. 2	vs. UC Santa Barbara	W, 3-0	DNP																	
Sept. 3	vs. Georgia	W, 3-0		2	0	0	0	.000	3	0	0	0	0	0	0	0	1	0	0.0	
Sept. 3	at Pepperdine	W, 3-1		1	0	0	0	.000	0	0	0	0	0	0	0	0	0	0	0.0	
Sept. 8	FLORIDA A&M	W, 3-0		2	0	1	3	-.333	5	0	1	0	0	0	0	0	0	0	0.0	
Sept. 9	AUBURN	W, 3-0	DNP																	
Sept. 10	#18 OKLAHOMA	W, 3-1	DNP																	
Sept. 14	at Florida State	L, 0-3		1	0	0	1	.000	0	0	0	0	0	0	0	0	0	0	0.0	
Sept. 23	at Virginia Tech	W, 3-0	DNP																	
Sept. 25	at Virginia	W, 3-0	DNP																	
Sept. 30	WAKE FOREST	W, 3-0	DNP																	
Oct. 2	DUKE	W, 3-0	DNP																	
Oct. 7	at NC State	W, 3-2	DNP																	
Oct. 9	at North Carolina	L, 2-3	DNP																	
Oct. 14	CLEMSON	W, 3-0	DNP																	
Oct. 16	GEORGIA TECH	L, 1-3	DNP																	
Oct. 21	at Boston College	W, 3-1	DNP																	
Oct. 23	at Maryland	W, 3-1	DNP																	
2011 Total					9	0	1	5	-.200	12	0	2	0	1	0	0	2	1	0.0	
2010 Total					45	13	9	50	.080	158	3	3	0	26	0	10	10	2	0	21.0
2009 Total					116	94	36	258	.225	934	9	20	1	147	5	55	60	9	17	135.5
Career					170	107	46	313	.195	1104	12	25	1	174	5	65	70	13	18	156.5

Last Four Miami Box Scores...



Volleyball Box Score
2011 University of Miami Volleyball
Clemson vs #23 Miami (Oct 14, 2011 at Coral Gables, Fla.)



Table showing player statistics for Clemson vs Miami match, including S, K, E, TA, Pct, A, SA, SE, RE, Dig, BS, BA, BE, BHE, Pts.

Team Attack By Set and SET SCORES for Clemson vs Miami match.

Table showing player statistics for Miami vs Clemson match, including S, K, E, TA, Pct, A, SA, SE, RE, Dig, BS, BA, BE, BHE, Pts.

Team Attack By Set and Site information for Miami vs Clemson match.



Volleyball Box Score
2011 University of Miami Volleyball
Georgia Tech vs #23 Miami (Oct 16, 2011 at Coral Gables, Fla.)



Table showing player statistics for Georgia Tech vs Miami match, including S, K, E, TA, Pct, A, SA, SE, RE, Dig, BS, BA, BE, BHE, Pts.

Team Attack By Set and SET SCORES for Georgia Tech vs Miami match.

Table showing player statistics for Miami vs Georgia Tech match, including S, K, E, TA, Pct, A, SA, SE, RE, Dig, BS, BA, BE, BHE, Pts.

Team Attack By Set and Site information for Miami vs Georgia Tech match.



Volleyball Box Score
2011 University of Miami Volleyball
#25 Miami vs Boston College (Oct 21, 2011 at Chestnut Hill, Mass.)



Table showing player statistics for Miami vs Boston College match, including S, K, E, TA, Pct, A, SA, SE, RE, Dig, BS, BA, BE, BHE, Pts.

Team Attack By Set and SET SCORES for Miami vs Boston College match.

Table showing player statistics for Boston College vs Miami match, including S, K, E, TA, Pct, A, SA, SE, RE, Dig, BS, BA, BE, BHE, Pts.

Team Attack By Set and Site information for Boston College vs Miami match.



Volleyball Box Score
2011 University of Miami Volleyball
#25 Miami vs Maryland (Oct 2, 2011 at College Park, Md.)



Table showing player statistics for Miami vs Maryland match, including S, K, E, TA, Pct, A, SA, SE, RE, Dig, BS, BA, BE, BHE, Pts.

Team Attack By Set and SET SCORES for Miami vs Maryland match.

Table showing player statistics for Maryland vs Miami match, including S, K, E, TA, Pct, A, SA, SE, RE, Dig, BS, BA, BE, BHE, Pts.

Team Attack By Set and Site information for Maryland vs Miami match.



**2011 University of Miami Volleyball
Miami Overall Team Statistics (as of Oct 24, 2011)
All matches**



Overall record: 17-3 Conf: 8-3 Home: 6-1 Away: 7-2 Neutral: 4-0

Team Statistics	UM	OPP
ATTACK		
Kills	1035	959
Errors	297	383
Total Attacks	2783	2917
Attack Pct	.265	.197
Kills/Set	14.6	13.5
SET		
Assists	950	887
Attempts	2696	2865
Assist Pct	.352	.310
Assists/Set	13.4	12.5
SERVE		
Aces	78	71
Errors	93	129
Attempts	1648	1474
Serve Pct	.944	.912
Aces/Set	1.1	1.0
SERVE RECEPTIONS		
Errors	71	78
Errors/Set	1.0	1.1
Attempts	1341	1554
Reception Pct	.947	.950
DEFENSE		
Digs	1342	1260
Digs/Set	18.9	17.7
BLOCKING		
Block Solo	35	51
Block Assist	235	180
Total Blocks	152.5	141.0
Blocks/Set	2.1	2.0
Block Errors	45	49
Ball handling errors	15	29
ATTENDANCE		
Total	4367	5171
Dates/Avg Per Date	7/624	9/575
Neutral site #/Avg	4/628	
Current win streak	2	-
Home win streak	0	-

Match wins by #sets	1st	2nd	3rd	4th	5th	Total
Miami	0	0	11	4	2	17
Opponents	0	0	1	1	1	3

Sets won by set	1st	2nd	3rd	4th	5th	Total
Miami	16	14	15	7	2	54
Opponents	4	6	5	1	1	17

Points by set	1st	2nd	3rd	4th	5th	Total
Miami	490	471	471	200	41	1673
Opponents	401	417	416	177	35	1446



2011 University of Miami Volleyball
Miami Overall Individual Statistics (as of Oct 24, 2011)
All matches



Overall record: 17-3 Conf: 8-3 Home: 6-1 Away: 7-2 Neutral: 4-0

##	Player	sp	mp-ms	Attack					Set				Serve				
				k	k/s	e	ta	pct	a	a/s	ta	pct	sa	sa/s	se	ta	pct
1	Alex Johnson	71	20-20	193	2.72	70	526	.234	68	0.96	232	.293	15	0.21	16	262	.939
2	Lane Carico	69	20-20	243	3.52	54	705	.268	23	0.33	110	.209	19	0.28	17	270	.937
3	Taylor Hollins	54	16-5	34	0.63	18	114	.140	17	0.31	57	.298	5	0.09	6	214	.972
4	Alexis Mourning	18	10-0	24	1.33	5	49	.388	1	0.06	5	.200	0	0.00	0	3	1.000
6	Julia Giampaolo	3	3-0	0	0.00	0	1	.000	0	0.00	0	.000	0	0.00	0	2	1.000
7	Mariel Schofield	38	14-0	0	0.00	0	1	.000	0	0.00	2	.000	4	0.11	8	147	.946
9	Katie Gallagher	71	20-20	75	1.06	21	209	.258	786	11.07	2061	.381	7	0.10	12	242	.950
10	Ryan Shaffer	71	20-0	1	0.01	0	9	.111	19	0.27	108	.176	18	0.25	16	295	.946
11	Blair Fuentez	5	5-0	2	0.40	2	7	.000	3	0.60	4	.750	1	0.20	1	3	.667
12	Lizzie Hale	63	19-4	0	0.00	2	14	-.143	15	0.24	29	.517	9	0.14	10	196	.949
16	Emani Sims	66	20-20	109	1.65	29	261	.307	2	0.03	20	.100	0	0.00	1	3	.667
17	Christine Williamson	69	20-11	146	2.12	58	442	.199	2	0.03	17	.118	0	0.00	2	2	.000
21	Ali Becker	71	20-20	208	2.93	37	440	.389	2	0.03	16	.125	0	0.00	2	7	.714
23	Nrithya Sundararaman	9	6-0	0	0.00	1	5	-.200	12	1.33	35	.343	0	0.00	2	2	.000
	MIAMI	71	20-20	1035	14.58	297	2783	.265	950	13.38	2696	.352	78	1.10	93	1648	.944
	Opponents	71	20-20	959	13.51	383	2917	.197	887	12.49	2865	.310	71	1.00	129	1474	.912

##	Player	sp	Recept			Dig		Blocking					Points		
			re	ta	pct	dig	dig/s	bs	ba	total	blk/s	be	bhe	pts	pts/s
1	Alex Johnson	71	16	325	.951	222	3.13	5	42	47	0.66	7	1	234.0	3.30
2	Lane Carico	69	7	183	.962	293	4.25	1	22	23	0.33	11	0	274.0	3.97
3	Taylor Hollins	54	7	161	.957	135	2.50	0	1	1	0.02	0	1	39.5	0.73
4	Alexis Mourning	18	0	2	1.000	3	0.17	2	8	10	0.56	2	0	30.0	1.67
6	Julia Giampaolo	3	1	1	.000	1	0.33	0	0	0	0.00	0	0	0.0	0.00
7	Mariel Schofield	38	0	0	.000	20	0.53	0	0	0	0.00	0	0	4.0	0.11
9	Katie Gallagher	71	0	0	.000	181	2.55	3	26	29	0.41	3	8	98.0	1.38
10	Ryan Shaffer	71	18	467	.961	315	4.44	0	0	0	0.00	0	0	19.0	0.27
11	Blair Fuentez	5	0	0	.000	0	0.00	0	0	0	0.00	0	0	3.0	0.60
12	Lizzie Hale	63	9	110	.918	72	1.14	0	1	1	0.02	0	0	9.5	0.15
16	Emani Sims	66	0	4	1.000	11	0.17	9	50	59	0.89	7	2	143.0	2.17
17	Christine Williamson	69	4	73	.945	53	0.77	3	28	31	0.45	8	0	163.0	2.36
21	Ali Becker	71	0	4	1.000	35	0.49	12	57	69	0.97	5	2	248.5	3.50
23	Nrithya Sundararaman	9	0	0	.000	1	0.11	0	0	0	0.00	2	1	0.0	0.00
-	TEAM	-	9	-	-	-	-	-	-	-	-	-	-	-	-
	MIAMI.....	71	71	1341	.947	1342	18.90	35	235	152.5	2.15	45	15	1265.5	17.82
	Opponents.....	71	78	1554	.950	1260	17.75	51	180	141.0	1.99	49	29	1171.0	16.49



2011 University of Miami Volleyball
Miami Category Leaders (as of Oct 24, 2011)
All matches



#	ATTACK (by K)	S	K	K/S	E	TA	Pct
2	Lane Carico	69	243	3.52	54	705	.268
21	Ali Becker	71	208	2.93	37	440	.389
1	Alex Johnson	71	193	2.72	70	526	.234
17	Christine Williamson	69	146	2.12	58	442	.199
16	Emani Sims	66	109	1.65	29	261	.307
9	Katie Gallagher	71	75	1.06	21	209	.258
3	Taylor Hollins	54	34	0.63	18	114	.140
4	Alexis Mourning	18	24	1.33	5	49	.388
11	Blair Fuentez	5	2	0.40	2	7	.000
10	Ryan Shaffer	71	1	0.01	0	9	.111
12	Lizzie Hale	63	0	0.00	2	14	-.143
7	Mariel Schofield	38	0	0.00	0	1	.000
6	Julia Giampaolo	3	0	0.00	0	1	.000
23	Nrithya Sundararaman	9	0	0.00	1	5	-.200

#	SET (by A)	S	A	A/S	TA	Pct
9	Katie Gallagher	71	786	11.07	2061	.381
1	Alex Johnson	71	68	0.96	232	.293
2	Lane Carico	69	23	0.33	110	.209
10	Ryan Shaffer	71	19	0.27	108	.176
3	Taylor Hollins	54	17	0.31	57	.298
12	Lizzie Hale	63	15	0.24	29	.517
23	Nrithya Sundararaman	9	12	1.33	35	.343
11	Blair Fuentez	5	3	0.60	4	.750
21	Ali Becker	71	2	0.03	16	.125
17	Christine Williamson	69	2	0.03	17	.118
16	Emani Sims	66	2	0.03	20	.100
4	Alexis Mourning	18	1	0.06	5	.200
7	Mariel Schofield	38	0	0.00	2	.000

#	BLOCK (by Total)	S	BS	BA	Total	Bik/S
21	Ali Becker	71	12	57	69.0	0.97
16	Emani Sims	66	9	50	59.0	0.89
1	Alex Johnson	71	5	42	47.0	0.66
17	Christine Williamson	69	3	28	31.0	0.45
9	Katie Gallagher	71	3	26	29.0	0.41
2	Lane Carico	69	1	22	23.0	0.33
4	Alexis Mourning	18	2	8	10.0	0.56
12	Lizzie Hale	63	0	1	1.0	0.02
3	Taylor Hollins	54	0	1	1.0	0.02
23	Nrithya Sundararaman	9	0	0	0.0	0.00

#	POINTS (by Points)	S	Points	Points/S
2	Lane Carico	69	274	3.97
21	Ali Becker	71	248	3.50
1	Alex Johnson	71	234	3.30
17	Christine Williamson	69	163	2.36
16	Emani Sims	66	143	2.17
9	Katie Gallagher	71	98	1.38
3	Taylor Hollins	54	39	0.73
4	Alexis Mourning	18	30	1.67
10	Ryan Shaffer	71	19	0.27
12	Lizzie Hale	63	9	0.15
7	Mariel Schofield	38	4	0.11
11	Blair Fuentez	5	3	0.60
23	Nrithya Sundararaman	9	0	0.00
6	Julia Giampaolo	3	0	0.00

#	KILL (by K)	S	K	K/S
2	Lane Carico	69	243	3.52
21	Ali Becker	71	208	2.93
1	Alex Johnson	71	193	2.72
17	Christine Williamson	69	146	2.12
16	Emani Sims	66	109	1.65
9	Katie Gallagher	71	75	1.06
3	Taylor Hollins	54	34	0.63
4	Alexis Mourning	18	24	1.33
11	Blair Fuentez	5	2	0.40
10	Ryan Shaffer	71	1	0.01
7	Mariel Schofield	38	0	0.00
12	Lizzie Hale	63	0	0.00
23	Nrithya Sundararaman	9	0	0.00
6	Julia Giampaolo	3	0	0.00

#	SERVE (by SA)	S	SA	SE	SA/S	TA	Pct
2	Lane Carico	69	19	17	0.28	270	.937
10	Ryan Shaffer	71	18	16	0.25	295	.946
1	Alex Johnson	71	15	16	0.21	262	.939
12	Lizzie Hale	63	9	10	0.14	196	.949
9	Katie Gallagher	71	7	12	0.10	242	.950
3	Taylor Hollins	54	5	6	0.09	214	.972
7	Mariel Schofield	38	4	8	0.11	147	.946
11	Blair Fuentez	5	1	1	0.20	3	.667
6	Julia Giampaolo	3	0	0	0.00	2	1.000
23	Nrithya Sundararaman	9	0	2	0.00	2	.000
16	Emani Sims	66	0	1	0.00	3	.667
17	Christine Williamson	69	0	2	0.00	2	.000
21	Ali Becker	71	0	2	0.00	7	.714
4	Alexis Mourning	18	0	0	0.00	3	1.000

#	DEFENSE (by Dig)	S	Dig	Dig/S	BHE
10	Ryan Shaffer	71	315	4.44	0
2	Lane Carico	69	293	4.25	0
1	Alex Johnson	71	222	3.13	1
9	Katie Gallagher	71	181	2.55	8
3	Taylor Hollins	54	135	2.50	1
12	Lizzie Hale	63	72	1.14	0
17	Christine Williamson	69	53	0.77	0
21	Ali Becker	71	35	0.49	2
7	Mariel Schofield	38	20	0.53	0
16	Emani Sims	66	11	0.17	2
4	Alexis Mourning	18	3	0.17	0
6	Julia Giampaolo	3	1	0.33	0
23	Nrithya Sundararaman	9	1	0.11	1
11	Blair Fuentez	5	0	0.00	0

#	RECEIPT (by TA)	S	RE	RE/S	TA	Pct
10	Ryan Shaffer	71	18	0.25	467	.961
1	Alex Johnson	71	16	0.23	325	.951
2	Lane Carico	69	7	0.10	183	.962
3	Taylor Hollins	54	7	0.13	161	.957
12	Lizzie Hale	63	9	0.14	110	.918
17	Christine Williamson	69	4	0.06	73	.945
TM	TEAM	-	9	0.13	-	-
21	Ali Becker	71	0	0.00	4	1.000
16	Emani Sims	66	0	0.00	4	1.000
4	Alexis Mourning	18	0	0.00	2	1.000
6	Julia Giampaolo	3	1	0.33	1	.000



2011 University of Miami Volleyball
Miami Combined Team Statistics (as of Oct 24, 2011)
All matches



RECORD:	OVERALL	HOME	AWAY	NEUTRAL
ALL GAMES	17-3	6-1	7-2	4-0
CONFERENCE	8-3	3-1	5-2	0-0
NON-CONFERENCE	9-0	3-0	2-0	4-0

#	Player	sp	Attack				Set		Serve			re	Dig		Blocking					points		
			k	k/s	e	ta	pct	a	a/s	sa	se		sa/s	dig	dig/s	bs	ba	total	blk/s		be	bhe
1	Alex Johnson	71	193	2.72	70	526	.234	68	0.96	15	16	0.21	16	222	3.13	5	42	47	0.66	7	1	234.0
2	Lane Carico	69	243	3.52	54	705	.268	23	0.33	19	17	0.28	7	293	4.25	1	22	23	0.33	11	0	274.0
3	Taylor Hollins	54	34	0.63	18	114	.140	17	0.31	5	6	0.09	7	135	2.50	0	1	1	0.02	0	1	39.5
4	Alexis Mourning	18	24	1.33	5	49	.388	1	0.06	0	0	0.00	0	3	0.17	2	8	10	0.56	2	0	30.0
6	Julia Giampaolo	3	0	0.00	0	1	.000	0	0.00	0	0	0.00	1	1	0.33	0	0	0	0.00	0	0	0.0
7	Mariel Schofield	38	0	0.00	0	1	.000	0	0.00	4	8	0.11	0	20	0.53	0	0	0	0.00	0	0	4.0
9	Katie Gallagher	71	75	1.06	21	209	.258	786	11.07	7	12	0.10	0	181	2.55	3	26	29	0.41	3	8	98.0
10	Ryan Shaffer	71	1	0.01	0	9	.111	19	0.27	18	16	0.25	18	315	4.44	0	0	0	0.00	0	0	19.0
11	Blair Fuentez	5	2	0.40	2	7	.000	3	0.60	1	1	0.20	0	0	0.00	0	0	0	0.00	0	0	3.0
12	Lizzie Hale	63	0	0.00	2	14	-.143	15	0.24	9	10	0.14	9	72	1.14	0	1	1	0.02	0	0	9.5
16	Emani Sims	66	109	1.65	29	261	.307	2	0.03	0	1	0.00	0	11	0.17	9	50	59	0.89	7	2	143.0
17	Christine Williamson	69	146	2.12	58	442	.199	2	0.03	0	2	0.00	4	53	0.77	3	28	31	0.45	8	0	163.0
21	Ali Becker	71	208	2.93	37	440	.389	2	0.03	0	2	0.00	0	35	0.49	12	57	69	0.97	5	2	248.5
23	Nrithya Sundararaman	9	0	0.00	1	5	-.200	12	1.33	0	2	0.00	0	1	0.11	0	0	0	0.00	2	1	0.0
	TEAM	-	-	-	-	-	-	-	-	-	-	-	9	-	-	-	-	-	-	-	-	-
	MIAMI	71	1035	14.58	297	2783	.265	950	13.38	78	93	1.10	71	1342	18.90	35	235	152.5	2.15	45	15	1265.5
	Opponents	71	959	13.51	383	2917	.197	887	12.49	71	129	1.00	78	1260	17.75	51	180	141.0	1.99	49	29	1171.0

Team Statistics	UM	OPP
ATTACK		
Kills	1035	959
Errors	297	383
Total Attacks	2783	2917
Attack Pct	.265	.197
Kills/Set	14.6	13.5
SET		
Assists	950	887
Attempts	2696	2865
Assist Pct	.352	.310
Assists/Set	13.4	12.5
SERVE		
Aces	78	71
Errors	93	129
Attempts	1648	1474
Serve Pct	.944	.912
Aces/Set	1.1	1.0
SERVE RECEPTIONS		
Errors	71	78
Errors/Set	1.0	1.1
Attempts	1341	1554
Reception Pct	.947	.950
DEFENSE		
Digs	1342	1260
Digs/Set	18.9	17.7
BLOCKING		
Block Solo	35	51
Block Assist	235	180
Total Blocks	152.5	141.0
Blocks/Set	2.1	2.0
Block Errors	45	49
Ball handling errors	15	29
ATTENDANCE		
Total	4367	5171
Dates/Avg Per Date	7/624	9/575
Neutral site #/Avg	4/628	
Current win streak	2	-
Home win streak	0	-

Date	Opponent	Score	Score by set	Att.
\$Aug 26	vs Jacksonville State	w 3-0	25-19,25-18,25-14	1209
\$Aug 27	vs Louisiana-Lafayette	w 3-0	25-19,25-21,25-16	1055
\$Aug 27	at LSU	w 3-2	27-25,13-25,16-25,25-22,15-8	1055
!Sep 02	vs UC Santa Barbara	w 3-0	25-19,25-23,25-22	138
!Sep 03	vs Georgia	w 3-0	25-19,25-13,27-25	112
!Sep 03	at Pepperdine	w 3-1	18-25,25-23,25-21,25-23	309
%Sep 08	FLORIDA A&M	w 3-0	25-13,25-18,25-14	321
%Sep 09	AUBURN	w 3-0	25-14,25-22,25-16	704
%Sep 10	#18 OKLAHOMA	w 3-1	17-25,25-17,26-24,25-19	805
*Sep 14	at Florida State	L 0-3	23-25,21-25,18-25	1159
*Sep 23	at Virginia Tech	w 3-0	25-23,25-20,25-20	511
*Sep 25	at Virginia	w 3-0	25-20,25-14,25-22	223
*Sep 30	WAKE FOREST	w 3-0	25-18,25-16,25-23	599
*Oct 02	DUKE	w 3-0	25-22,26-24,25-20	617
*Oct 07	at NC State	w 3-2	25-16,19-25,23-25,27-25,15-12	543
*Oct 09	at North Carolina	L 2-3	29-31,23-25,25-19,27-25,11-15	831
*Oct 14	CLEMSON	w 3-0	25-13,25-22,25-22	704
*Oct 16	GEORGIA TECH	L 1-3	25-11,22-25,20-25,21-25	617
*Oct 21	at Boston College	w 3-1	26-24,25-16,16-25,25-15	208
*Oct 23	at Maryland	w 3-1	25-20,22-25,25-13,25-23	332

\$ = Tiger Classic (Baton Rouge, La.)
 ! = Pepperdine Asics Classic (Malibu, Calif.)
 % = Hurricane Invitational (Coral Gables, Fla.)
 * = Atlantic Coast Conference match

Record in 3-set matches: 11-1
 Record in 4-set matches: 4-1
 Record in 5-set matches: 2-1



**2011 University of Miami Volleyball
Miami Match Results (as of Oct 24, 2011)
All matches**



Date	Opponent	Score	Score-by-set	Overall	Conf	Time	Att.
\$ Aug 26	vs Jacksonville State	W	3-0 25-19,25-18,25-14	1-0	0-0	1:15	1209
\$ Aug 27	vs Louisiana-Lafayette	W	3-0 25-19,25-21,25-16	2-0	0-0	1:20	1055
\$ Aug 27	at LSU	W	3-2 27-25,13-25,16-25,25-22,15-8	3-0	0-0	2:13	1055
! Sep 02	vs UC Santa Barbara	W	3-0 25-19,25-23,25-22	4-0	0-0	1:33	138
! Sep 03	vs Georgia	W	3-0 25-19,25-13,27-25	5-0	0-0	1:30	112
! Sep 03	at Pepperdine	W	3-1 18-25,25-23,25-21,25-23	6-0	0-0	2:10	309
% Sep 08	FLORIDA A&M	W	3-0 25-13,25-18,25-14	7-0	0-0	1:19	321
% Sep 09	AUBURN	W	3-0 25-14,25-22,25-16	8-0	0-0	1:25	704
% Sep 10	#18 OKLAHOMA	W	3-1 17-25,25-17,26-24,25-19	9-0	0-0	1:58	805
* Sep 14	at Florida State	L	0-3 23-25,21-25,18-25	9-1	0-1	1:31	1159
* Sep 23	at Virginia Tech	W	3-0 25-23,25-20,25-20	10-1	1-1	1:28	511
* Sep 25	at Virginia	W	3-0 25-20,25-14,25-22	11-1	2-1	1:24	223
* Sep 30	WAKE FOREST	W	3-0 25-18,25-16,25-23	12-1	3-1	1:27	599
* Oct 02	DUKE	W	3-0 25-22,26-24,25-20	13-1	4-1	1:35	617
* Oct 07	at NC State	W	3-2 25-16,19-25,23-25,27-25,15-12	14-1	5-1	2:21	543
* Oct 09	at North Carolina	L	2-3 29-31,23-25,25-19,27-25,11-15	14-2	5-2	2:24	831
* Oct 14	CLEMSON	W	3-0 25-13,25-22,25-22	15-2	6-2	1:22	704
* Oct 16	GEORGIA TECH	L	1-3 25-11,22-25,20-25,21-25	15-3	6-3	1:53	617
* Oct 21	at Boston College	W	3-1 26-24,25-16,16-25,25-15	16-3	7-3	1:55	208
* Oct 23	at Maryland	W	3-1 25-20,22-25,25-13,25-23	17-3	8-3	1:54	332

\$ = Tiger Classic (Baton Rouge, La.)

! = Pepperdine Asics Classic (Malibu, Calif.)

% = Hurricane Invitational (Coral Gables, Fla.)

* = Atlantic Coast Conference match

Team Record	W-L-T	Attend	Dates	Total	Avg.
Overall:	17-3	Total:	20	12052	603
Conference:	8-3	Home:	7	4367	624
Home:	6-1	Away:	9	5171	575
Away:	7-2	Neutral:	4	2514	628
Neutral:	4-0				
3 sets:	11-1				
4 sets:	4-1				
5 sets:	2-1				



2011 University of Miami Volleyball
Miami Team Match-by-Match (as of Oct 24, 2011)
All matches



Date	Opponent	sp	attack				set			serve				recept			dig	blocking				bhe	points	score
			k	e	ta	pct	a	ta	pct	sa	se	ta	pct	re	ta	pct		bs	ba	be	total			
Aug 26, 2011	vs Jacksonville State	3	41	6	91	.385	39	90	.433	6	6	73	.918	6	45	.867	49	1	10	1	6.0	0	53.0	3-0
Aug 27, 2011	vs Louisiana-Lafayette	3	49	8	113	.363	46	109	.422	3	5	73	.932	1	55	.982	52	1	10	2	6.0	2	58.0	3-0
Aug 27, 2011	at LSU	5	55	26	198	.146	48	195	.246	2	6	95	.937	9	96	.906	97	3	21	6	13.5	0	70.5	3-2
Sep 02, 2011	vs UC Santa Barbara	3	44	11	125	.264	38	120	.317	3	3	75	.960	1	53	.981	61	3	10	2	8.0	1	55.0	3-0
Sep 03, 2011	vs Georgia	3	41	10	108	.287	35	97	.361	5	1	75	.987	2	48	.958	54	0	12	2	6.0	0	52.0	3-0
Sep 03, 2011	at Pepperdine	4	62	17	186	.242	58	173	.335	2	7	92	.924	6	90	.933	96	3	16	1	11.0	1	75.0	3-1
Sep 08, 2011	FLORIDA A&M	3	42	10	84	.381	38	81	.469	9	8	73	.890	1	41	.976	36	1	14	0	8.0	0	59.0	3-0
Sep 09, 2011	AUBURN	3	46	13	123	.268	38	118	.322	4	3	73	.959	1	47	.979	61	1	6	1	4.0	1	54.0	3-0
Sep 10, 2011	OKLAHOMA	4	62	15	169	.278	60	167	.359	5	6	91	.934	5	78	.936	90	0	14	2	7.0	1	74.0	3-1
Sep 14, 2011	at Florida State	3	39	14	122	.205	36	117	.308	1	4	63	.937	2	69	.971	50	0	8	0	4.0	0	44.0	0-3
Sep 23, 2011	at Virginia Tech	3	43	13	119	.252	39	116	.336	2	4	73	.945	1	60	.983	59	2	14	0	9.0	2	54.0	3-0
Sep 25, 2011	at Virginia	3	50	9	106	.387	49	108	.454	6	3	73	.959	3	53	.943	49	1	4	5	3.0	0	59.0	3-0
Sep 30, 2011	WAKE FOREST	3	49	12	115	.322	43	107	.402	4	5	73	.932	3	56	.946	55	2	6	1	5.0	0	58.0	3-0
Oct 02, 2011	DUKE	3	48	18	136	.221	46	135	.341	5	5	74	.932	2	66	.970	60	1	16	4	9.0	2	62.0	3-0
Oct 07, 2011	at NC State	5	62	25	185	.200	59	189	.312	7	8	108	.926	4	98	.959	82	2	25	5	14.5	0	83.5	3-2
Oct 09, 2011	at North Carolina	5	84	26	237	.245	74	225	.329	1	2	115	.983	4	109	.963	129	4	10	2	9.0	3	94.0	2-3
Oct 14, 2011	CLEMSON	3	49	8	110	.373	45	107	.421	2	3	73	.959	1	55	.982	47	2	9	1	6.5	1	57.5	3-0
Oct 16, 2011	GEORGIA TECH	4	51	18	128	.258	49	123	.398	5	6	89	.933	7	74	.905	48	3	10	6	8.0	0	64.0	1-3
Oct 21, 2011	at Boston College	4	53	20	151	.219	49	145	.338	3	5	91	.945	5	73	.932	73	3	12	4	9.0	0	65.0	3-1
Oct 23, 2011	at Maryland	4	65	18	177	.266	61	174	.351	3	3	96	.969	7	75	.907	94	2	8	0	6.0	1	74.0	3-1
Miami		71	1035	297	2783	.265	950	2696	.352	78	93	1648	.944	71	1341	.947	1342	35	235	45	152.5	15	1265.5	
		71	959	383	2917	.197	887	2865	.310	71	129	1474	.912	78	1554	.950	1260	51	180	49	141.0	29	1171.0	

Sets played: 71
 Kills per set: 14.58
 Assists per set: 13.38

Service aces per set: 1.10
 Digs per set: 18.90
 Blocks per set: 2.15

Points per set: 17.82
 Ball handling errors per set: 0.21
 Reception errors per set: 1.00



2011 University of Miami Volleyball
Miami Opponent Match-by-Match (as of Oct 24, 2011)
All matches



OPPONENT STATS

Date	Opponent	sp	attack				set			serve				recept			dig	blocking				bhe	points	score
			k	e	ta	pct	a	ta	pct	sa	se	ta	pct	re	ta	pct		bs	ba	be	total			
Aug 26, 2011	vs Jacksonville State	3	32	19	106	.123	28	101	.277	6	8	53	.849	6	67	.910	39	0	5	2	2.5	1	40.5	3-0
Aug 27, 2011	vs Louisiana-Lafayette	3	40	16	111	.216	40	115	.348	1	3	58	.948	3	68	.956	48	2	6	3	5.0	1	46.0	3-0
Aug 27, 2011	at LSU	5	64	26	207	.184	58	204	.284	9	10	107	.907	2	89	.978	102	2	18	2	11.0	1	84.0	3-2
Sep 02, 2011	vs UC Santa Barbara	3	47	16	134	.231	44	132	.333	1	10	64	.844	3	71	.958	62	1	10	3	6.0	2	54.0	3-0
Sep 03, 2011	vs Georgia	3	44	20	132	.182	40	125	.320	2	11	59	.814	5	74	.932	51	1	12	5	7.0	0	53.0	3-0
Sep 03, 2011	at Pepperdine	4	61	23	196	.194	56	190	.295	6	3	93	.968	2	85	.976	90	3	8	5	7.0	2	74.0	3-1
Sep 08, 2011	FLORIDA A&M	3	25	16	90	.100	25	94	.266	1	6	48	.875	9	65	.862	31	1	6	1	4.0	2	30.0	3-0
Sep 09, 2011	AUBURN	3	34	17	122	.139	33	118	.280	1	7	54	.870	4	70	.943	54	5	10	2	10.0	1	45.0	3-0
Sep 10, 2011	OKLAHOMA	4	55	14	170	.241	51	163	.313	5	8	86	.907	5	85	.941	78	3	6	3	6.0	2	66.0	3-1
Sep 14, 2011	at Florida State	3	53	14	126	.310	48	118	.407	2	6	75	.920	1	59	.983	57	0	8	2	4.0	0	59.0	0-3
Sep 23, 2011	at Virginia Tech	3	43	21	136	.162	39	129	.302	1	5	65	.923	2	69	.971	52	3	8	1	7.0	3	51.0	3-0
Sep 25, 2011	at Virginia	3	41	12	113	.257	40	118	.339	3	5	58	.914	6	70	.914	43	0	6	2	3.0	1	47.0	3-0
Sep 30, 2011	WAKE FOREST	3	37	16	120	.175	34	123	.276	3	3	59	.949	4	68	.941	51	2	10	5	7.0	2	47.0	3-0
Oct 02, 2011	DUKE	3	38	20	126	.143	36	121	.298	2	2	69	.971	5	69	.928	55	2	4	1	4.0	1	44.0	3-0
Oct 07, 2011	at NC State	5	66	31	188	.186	60	199	.302	4	6	104	.942	7	100	.930	85	7	12	1	13.0	0	83.0	3-2
Oct 09, 2011	at North Carolina	5	80	21	249	.237	76	234	.325	4	6	115	.948	1	113	.991	108	5	22	4	16.0	3	100.0	2-3
Oct 14, 2011	CLEMSON	3	44	18	119	.218	42	118	.356	1	4	59	.932	2	70	.971	46	2	2	2	3.0	0	48.0	3-0
Oct 16, 2011	GEORGIA TECH	4	55	19	130	.277	51	128	.398	7	11	85	.871	5	83	.940	50	3	10	2	8.0	2	70.0	1-3
Oct 21, 2011	at Boston College	4	49	24	167	.150	45	161	.280	5	8	81	.901	3	86	.965	76	4	8	2	8.0	3	62.0	3-1
Oct 23, 2011	at Maryland	4	51	20	175	.177	41	174	.236	7	7	82	.915	3	93	.968	82	5	9	1	9.5	2	67.5	3-1
Opponent totals		71	959	383	2917	.197	887	2865	.310	71	129	1474	.912	78	1554	.950	1260	51	180	49	141.0	29	1171.0	
		71	1035	297	2783	.265	950	2696	.352	78	93	1648	.944	71	1341	.947	1342	35	235	45	152.5	15	1265.5	

Sets played: 71
 Kills per set: 13.51
 Assists per set: 12.49

Service aces per set: 1.00
 Digs per set: 17.75
 Blocks per set: 1.99

Points per set: 16.49
 Ball handling errors per set: 0.41
 Reception errors per set: 1.10



2011 University of Miami Volleyball
Miami Team Match-by-Match Comparison (as of Oct 24, 2011)
All matches



Date	Opponent	Score	Kills	Errors	TA	Hit%	Assists	SA	SE	RE	Digs	Blocks	BS	BA	BE	BHE
Aug 26, 2011	vs Jacksonville State	3-0	41 / 32	6 / 19	91 / 106	.385 / .123	39 / 28	6 / 6	6 / 8	6 / 6	49 / 39	6.0 / 2.5	1 / 0	10 / 5	1 / 2	0 / 1
Aug 27, 2011	vs Louisiana-Lafayette	3-0	49 / 40	8 / 16	113 / 111	.363 / .216	46 / 40	3 / 1	5 / 3	1 / 3	52 / 48	6.0 / 5.0	1 / 2	10 / 6	2 / 3	2 / 1
Aug 27, 2011	at LSU	3-2	55 / 64	26 / 26	198 / 207	.146 / .184	48 / 58	2 / 9	6 / 10	9 / 2	97 / 102	13.5 / 11.0	3 / 2	21 / 18	6 / 2	0 / 1
Sep 02, 2011	vs UC Santa Barbara	3-0	44 / 47	11 / 16	125 / 134	.264 / .231	38 / 44	3 / 1	3 / 10	1 / 3	61 / 62	8.0 / 6.0	3 / 1	10 / 10	2 / 3	1 / 2
Sep 03, 2011	vs Georgia	3-0	41 / 44	10 / 20	108 / 132	.287 / .182	35 / 40	5 / 2	1 / 11	2 / 5	54 / 51	6.0 / 7.0	0 / 1	12 / 12	2 / 5	0 / 0
Sep 03, 2011	at Pepperdine	3-1	62 / 61	17 / 23	186 / 196	.242 / .194	58 / 56	2 / 6	7 / 3	6 / 2	96 / 90	11.0 / 7.0	3 / 3	16 / 8	1 / 5	1 / 2
Sep 08, 2011	FLORIDA A&M	3-0	42 / 25	10 / 16	84 / 90	.381 / .100	38 / 25	9 / 1	8 / 6	1 / 9	36 / 31	8.0 / 4.0	1 / 1	14 / 6	0 / 1	0 / 2
Sep 09, 2011	AUBURN	3-0	46 / 34	13 / 17	123 / 122	.268 / .139	38 / 33	4 / 1	3 / 7	1 / 4	61 / 54	4.0 / 10.0	1 / 5	6 / 10	1 / 2	1 / 1
Sep 10, 2011	OKLAHOMA	3-1	62 / 55	15 / 14	169 / 170	.278 / .241	60 / 51	5 / 5	6 / 8	5 / 5	90 / 78	7.0 / 6.0	0 / 3	14 / 6	2 / 3	1 / 2
Sep 14, 2011	at Florida State	0-3	39 / 53	14 / 14	122 / 126	.205 / .310	36 / 48	1 / 2	4 / 6	2 / 1	50 / 57	4.0 / 4.0	0 / 0	8 / 8	0 / 2	0 / 0
Sep 23, 2011	at Virginia Tech	3-0	43 / 43	13 / 21	119 / 136	.252 / .162	39 / 39	2 / 1	4 / 5	1 / 2	59 / 52	9.0 / 7.0	2 / 3	14 / 8	0 / 1	2 / 3
Sep 25, 2011	at Virginia	3-0	50 / 41	9 / 12	106 / 113	.387 / .257	49 / 40	6 / 3	3 / 5	3 / 6	49 / 43	3.0 / 3.0	1 / 0	4 / 6	5 / 2	0 / 1
Sep 30, 2011	WAKE FOREST	3-0	49 / 37	12 / 16	115 / 120	.322 / .175	43 / 34	4 / 3	5 / 3	3 / 4	55 / 51	5.0 / 7.0	2 / 2	6 / 10	1 / 5	0 / 2
Oct 02, 2011	DUKE	3-0	48 / 38	18 / 20	136 / 126	.221 / .143	46 / 36	5 / 2	5 / 2	2 / 5	60 / 55	9.0 / 4.0	1 / 2	16 / 4	4 / 1	2 / 1
Oct 07, 2011	at NC State	3-2	62 / 66	25 / 31	185 / 188	.200 / .186	59 / 60	7 / 4	8 / 6	4 / 7	82 / 85	14.5 / 13.0	2 / 7	25 / 12	5 / 1	0 / 0
Oct 09, 2011	at North Carolina	2-3	84 / 80	26 / 21	237 / 249	.245 / .237	74 / 76	1 / 4	2 / 6	4 / 1	129 / 108	9.0 / 16.0	4 / 5	10 / 22	2 / 4	3 / 3
Oct 14, 2011	CLEMSON	3-0	49 / 44	8 / 18	110 / 119	.373 / .218	45 / 42	2 / 1	3 / 4	1 / 2	47 / 46	6.5 / 3.0	2 / 2	9 / 2	1 / 2	1 / 0
Oct 16, 2011	GEORGIA TECH	1-3	51 / 55	18 / 19	128 / 130	.258 / .277	49 / 51	5 / 7	6 / 11	7 / 5	48 / 50	8.0 / 8.0	3 / 3	10 / 10	6 / 2	0 / 2
Oct 21, 2011	at Boston College	3-1	53 / 49	20 / 24	151 / 167	.219 / .150	49 / 45	3 / 5	5 / 8	5 / 3	73 / 76	9.0 / 8.0	3 / 4	12 / 8	4 / 2	0 / 3
Oct 23, 2011	at Maryland	3-1	65 / 51	18 / 20	177 / 175	.266 / .177	61 / 41	3 / 7	3 / 7	7 / 3	94 / 82	6.0 / 9.5	2 / 5	8 / 9	0 / 1	1 / 2

Note: Match totals are displayed in the format TEAM/OPPONENT for each category



**2011 University of Miami Volleyball
Miami Match Highs (as of Oct 24, 2011)
All matches**



INDIVIDUAL MATCH HIGHS

ATTACK PERCENT (K-E-TA) minimum 12 kills

.583 (16- 2-24)	Ali Becker at Boston College (Oct 21, 2011)
.476 (22- 2-42)	Ali Becker at North Carolina (Oct 09, 2011)
.469 (17- 2-32)	Alex Johnson vs Louisiana-Lafayette (Aug 27, 2011 in Baton Rouge, La.)
.458 (13- 2-24)	Emani Sims at Boston College (Oct 21, 2011)
.440 (12- 1-25)	Ali Becker at Florida State (Sep 14, 2011)
.417 (12- 2-24)	Alexis Mourning at North Carolina (Oct 09, 2011)
.409 (12- 3-22)	Ali Becker vs Duke (Oct 02, 2011)
.407 (13- 2-27)	Ali Becker at Virginia Tech (Sep 23, 2011)
.395 (21- 4-43)	Alex Johnson at Pepperdine (Sep 03, 2011)
.394 (14- 1-33)	Lane Carico vs Duke (Oct 02, 2011)

KILLS (K-E-TA)

22 (22- 6-63) 5s	Lane Carico at North Carolina (Oct 09, 2011)
22 (22- 2-42) 5s	Ali Becker at North Carolina (Oct 09, 2011)
21 (21- 4-43) 4s	Alex Johnson at Pepperdine (Sep 03, 2011)
20 (20- 3-45) 4s	Lane Carico at Maryland (Oct 23, 2011)
19 (19- 4-39) 3s	Lane Carico vs Wake Forest (Sep 30, 2011)
19 (19- 5-59) 4s	Lane Carico vs Oklahoma (Sep 10, 2011)
17 (17- 2-32) 3s	Alex Johnson vs Louisiana-Lafayette (Aug 27, 2011 in Baton Rouge, La.)
17 (17-10-53) 5s	Christine Williamson at LSU (Aug 27, 2011)
16 (16- 2-24) 4s	Ali Becker at Boston College (Oct 21, 2011)
15 (15- 4-49) 5s	Lane Carico at NC State (Oct 07, 2011)

KILLS 3-SETS (K-E-TA)

19 (19- 4-39)	Lane Carico vs Wake Forest (Sep 30, 2011)
17 (17- 2-32)	Alex Johnson vs Louisiana-Lafayette (Aug 27, 2011 in Baton Rouge, La.)
14 (14- 1-33)	Lane Carico vs Duke (Oct 02, 2011)
13 (13- 4-30)	Lane Carico at Virginia (Sep 25, 2011)
13 (13- 2-27)	Ali Becker at Virginia Tech (Sep 23, 2011)

KILLS 4-SETS (K-E-TA)

21 (21- 4-43)	Alex Johnson at Pepperdine (Sep 03, 2011)
20 (20- 3-45)	Lane Carico at Maryland (Oct 23, 2011)
19 (19- 5-59)	Lane Carico vs Oklahoma (Sep 10, 2011)
16 (16- 2-24)	Ali Becker at Boston College (Oct 21, 2011)
14 (14- 3-33)	Lane Carico vs Georgia Tech (Oct 16, 2011)

KILLS 5-SETS (K-E-TA)

22 (22- 2-42)	Ali Becker at North Carolina (Oct 09, 2011)
22 (22- 6-63)	Lane Carico at North Carolina (Oct 09, 2011)
17 (17-10-53)	Christine Williamson at LSU (Aug 27, 2011)
15 (15- 4-49)	Lane Carico at NC State (Oct 07, 2011)
14 (14- 5-41)	Alex Johnson at LSU (Aug 27, 2011)

TOTAL ATTEMPTS (K-E-TA)

63 (22- 6-63) 5s	Lane Carico at North Carolina (Oct 09, 2011)
59 (19- 5-59) 4s	Lane Carico vs Oklahoma (Sep 10, 2011)
53 (17-10-53) 5s	Christine Williamson at LSU (Aug 27, 2011)
49 (15- 4-49) 5s	Lane Carico at NC State (Oct 07, 2011)
48 (13- 3-48) 4s	Lane Carico at Pepperdine (Sep 03, 2011)
45 (20- 3-45) 4s	Lane Carico at Maryland (Oct 23, 2011)
45 (11- 4-45) 5s	Lane Carico at LSU (Aug 27, 2011)
45 (12- 3-45) 4s	Lane Carico at Boston College (Oct 21, 2011)
43 (21- 4-43) 4s	Alex Johnson at Pepperdine (Sep 03, 2011)
42 (22- 2-42) 5s	Ali Becker at North Carolina (Oct 09, 2011)

TOTAL ATTEMPTS 3-SETS (K-E-TA)

39 (19- 4-39)	Lane Carico vs Wake Forest (Sep 30, 2011)
33 (14- 1-33)	Lane Carico vs Duke (Oct 02, 2011)
32 (17- 2-32)	Alex Johnson vs Louisiana-Lafayette (Aug 27, 2011 in Baton Rouge, La.)
32 (11- 1-32)	Lane Carico vs Auburn (Sep 09, 2011)
32 (8- 0-32)	Lane Carico vs UC Santa Barbara (Sep 02, 2011 in Malibu, CA)

TOTAL ATTEMPTS 4-SETS (K-E-TA)

59 (19- 5-59)	Lane Carico vs Oklahoma (Sep 10, 2011)
48 (13- 3-48)	Lane Carico at Pepperdine (Sep 03, 2011)
45 (20- 3-45)	Lane Carico at Maryland (Oct 23, 2011)
45 (12- 3-45)	Lane Carico at Boston College (Oct 21, 2011)
43 (21- 4-43)	Alex Johnson at Pepperdine (Sep 03, 2011)

TOTAL ATTEMPTS 5-SETS (K-E-TA)

63 (22- 6-63)	Lane Carico at North Carolina (Oct 09, 2011)
53 (17-10-53)	Christine Williamson at LSU (Aug 27, 2011)
49 (15- 4-49)	Lane Carico at NC State (Oct 07, 2011)
45 (11- 4-45)	Lane Carico at LSU (Aug 27, 2011)
42 (22- 2-42)	Ali Becker at North Carolina (Oct 09, 2011)



2011 University of Miami Volleyball
Miami Match Highs (as of Oct 24, 2011)
All matches



POINTS

23.5 (22- 0- 1.5) 5s	Ali Becker at North Carolina (Oct 09, 2011)
23.0 (21- 1- 1.0) 4s	Alex Johnson at Pepperdine (Sep 03, 2011)
23.0 (22- 0- 1.0) 5s	Lane Carico at North Carolina (Oct 09, 2011)
21.5 (19- 1- 1.5) 4s	Lane Carico vs Oklahoma (Sep 10, 2011)
21.0 (20- 1- 0.0) 4s	Lane Carico at Maryland (Oct 23, 2011)

POINTS 3-SETS

20.0 (17- 0- 3.0)	Alex Johnson vs Louisiana-Lafayette (Aug 27, 2011 in Baton Rouge, La.)
19.0 (19- 0- 0.0)	Lane Carico vs Wake Forest (Sep 30, 2011)
16.0 (14- 2- 0.0)	Lane Carico vs Duke (Oct 02, 2011)
15.5 (13- 0- 2.5)	Ali Becker at Virginia Tech (Sep 23, 2011)
14.5 (12- 0- 2.5)	Ali Becker vs Duke (Oct 02, 2011)

POINTS 4-SETS

23.0 (21- 1- 1.0)	Alex Johnson at Pepperdine (Sep 03, 2011)
21.5 (19- 1- 1.5)	Lane Carico vs Oklahoma (Sep 10, 2011)
21.0 (20- 1- 0.0)	Lane Carico at Maryland (Oct 23, 2011)
17.5 (16- 0- 1.5)	Ali Becker at Boston College (Oct 21, 2011)
15.5 (13- 0- 2.5)	Emani Sims at Boston College (Oct 21, 2011)

POINTS 5-SETS

23.5 (22- 0- 1.5)	Ali Becker at North Carolina (Oct 09, 2011)
23.0 (22- 0- 1.0)	Lane Carico at North Carolina (Oct 09, 2011)
18.5 (14- 2- 2.5)	Alex Johnson at LSU (Aug 27, 2011)
18.0 (17- 0- 1.0)	Christine Williamson at LSU (Aug 27, 2011)
17.5 (15- 1- 1.5)	Lane Carico at NC State (Oct 07, 2011)



2011 University of Miami Volleyball
Miami Match Highs (as of Oct 24, 2011)
All matches



ASSISTS

60 (5s) Katie Gallagher at North Carolina (Oct 09, 2011)
51 (5s) Katie Gallagher at NC State (Oct 07, 2011)
51 (4s) Katie Gallagher at Pepperdine (Sep 03, 2011)
49 (4s) Katie Gallagher at Maryland (Oct 23, 2011)
48 (4s) Katie Gallagher vs Oklahoma (Sep 10, 2011)

ASSISTS 3-SETS

39 Katie Gallagher vs Clemson (Oct 14, 2011)
39 Katie Gallagher at Virginia (Sep 25, 2011)
38 Katie Gallagher vs Wake Forest (Sep 30, 2011)
38 Katie Gallagher vs Duke (Oct 02, 2011)
37 Katie Gallagher vs Louisiana-Lafayette (Aug 27, 2011 in Baton Rouge, La.)

ASSISTS 4-SETS

51 Katie Gallagher at Pepperdine (Sep 03, 2011)
49 Katie Gallagher at Maryland (Oct 23, 2011)
48 Katie Gallagher vs Oklahoma (Sep 10, 2011)
44 Katie Gallagher at Boston College (Oct 21, 2011)
37 Katie Gallagher vs Georgia Tech (Oct 16, 2011)

ASSISTS 5-SETS

60 Katie Gallagher at North Carolina (Oct 09, 2011)
51 Katie Gallagher at NC State (Oct 07, 2011)
40 Katie Gallagher at LSU (Aug 27, 2011)
5 Alex Johnson at NC State (Oct 07, 2011)
3 Taylor Hollins at North Carolina (Oct 09, 2011)

DIGS

32 (5s) Ryan Shaffer at North Carolina (Oct 09, 2011)
30 (5s) Ryan Shaffer at LSU (Aug 27, 2011)
26 (4s) Ryan Shaffer at Pepperdine (Sep 03, 2011)
26 (4s) Lane Carico at Maryland (Oct 23, 2011)
24 (5s) Lane Carico at NC State (Oct 07, 2011)

DIGS 3-SETS

19 Ryan Shaffer vs Auburn (Sep 09, 2011)
17 Lane Carico at Virginia Tech (Sep 23, 2011)
16 Lane Carico at Florida State (Sep 14, 2011)
15 Lane Carico vs UC Santa Barbara (Sep 02, 2011 in Malibu, CA)
15 Ryan Shaffer vs Georgia (Sep 03, 2011 in Malibu, CA)

DIGS 4-SETS

26 Ryan Shaffer at Pepperdine (Sep 03, 2011)
26 Lane Carico at Maryland (Oct 23, 2011)
20 Lane Carico at Pepperdine (Sep 03, 2011)
20 Ryan Shaffer at Boston College (Oct 21, 2011)
19 Katie Gallagher at Maryland (Oct 23, 2011)

DIGS 5-SETS

32 Ryan Shaffer at North Carolina (Oct 09, 2011)
30 Ryan Shaffer at LSU (Aug 27, 2011)
24 Lane Carico at NC State (Oct 07, 2011)
23 Lane Carico at North Carolina (Oct 09, 2011)
21 Ryan Shaffer at NC State (Oct 07, 2011)

ACES

6 Ryan Shaffer vs Florida A&M (Sep 08, 2011)
4 Lane Carico vs Jacksonville State (Aug 26, 2011 in Baton Rouge, La.)
3 Alex Johnson at NC State (Oct 07, 2011)
2 Ryan Shaffer vs Duke (Oct 02, 2011)
2 Taylor Hollins at Virginia (Sep 25, 2011)

BLOCKS (BS-BA)

9 (3-6) Emani Sims at LSU (Aug 27, 2011)
8 (1-7) Ali Becker at NC State (Oct 07, 2011)
6 (2-4) Ali Becker vs UC Santa Barbara (Sep 02, 2011 in Malibu, CA)
6 (1-5) Ali Becker at Pepperdine (Sep 03, 2011)
6 (0-6) Alex Johnson at NC State (Oct 07, 2011)
5 (1-4) Alex Johnson vs Louisiana-Lafayette (Aug 27, 2011 in Baton Rouge, La.)
5 (0-5) Alex Johnson at LSU (Aug 27, 2011)
5 (0-5) Ali Becker vs Duke (Oct 02, 2011)
4 (2-2) Ali Becker vs Georgia Tech (Oct 16, 2011)
4 (2-2) Ali Becker vs Wake Forest (Sep 30, 2011)



2011 University of Miami Volleyball
Miami Match Highs (as of Oct 24, 2011)
All matches



TEAM MATCH HIGHS

ATTACK PERCENT (K-E-TA)

.387 (50- 9-106)	at Virginia (Sep 25, 2011)
.385 (41- 6- 91)	vs Jacksonville State (Aug 26, 2011 in Baton Rouge, La.)
.381 (42-10- 84)	vs Florida A&M (Sep 08, 2011)
.373 (49- 8-110)	vs Clemson (Oct 14, 2011)
.363 (49- 8-113)	vs Louisiana-Lafayette (Aug 27, 2011 in Baton Rouge, La.)
.322 (49-12-115)	vs Wake Forest (Sep 30, 2011)
.287 (41-10-108)	vs Georgia (Sep 03, 2011 in Malibu, CA)
.278 (62-15-169)	vs Oklahoma (Sep 10, 2011)
.268 (46-13-123)	vs Auburn (Sep 09, 2011)
.266 (65-18-177)	at Maryland (Oct 23, 2011)

KILLS (K-E-TA)

84 (84-26-237) 5s	at North Carolina (Oct 09, 2011)
65 (65-18-177) 4s	at Maryland (Oct 23, 2011)
62 (62-15-169) 4s	vs Oklahoma (Sep 10, 2011)
62 (62-17-186) 4s	at Pepperdine (Sep 03, 2011)
62 (62-25-185) 5s	at NC State (Oct 07, 2011)
55 (55-26-198) 5s	at LSU (Aug 27, 2011)
53 (53-20-151) 4s	at Boston College (Oct 21, 2011)
51 (51-18-128) 4s	vs Georgia Tech (Oct 16, 2011)
50 (50- 9-106) 3s	at Virginia (Sep 25, 2011)
49 (49- 8-113) 3s	vs Louisiana-Lafayette (Aug 27, 2011 in Baton Rouge, La.)

KILLS 3-SETS (K-E-TA)

50 (50- 9-106)	at Virginia (Sep 25, 2011)
49 (49-12-115)	vs Wake Forest (Sep 30, 2011)
49 (49- 8-113)	vs Louisiana-Lafayette (Aug 27, 2011 in Baton Rouge, La.)
49 (49- 8-110)	vs Clemson (Oct 14, 2011)
48 (48-18-136)	vs Duke (Oct 02, 2011)

KILLS 4-SETS (K-E-TA)

65 (65-18-177)	at Maryland (Oct 23, 2011)
62 (62-15-169)	vs Oklahoma (Sep 10, 2011)
62 (62-17-186)	at Pepperdine (Sep 03, 2011)
53 (53-20-151)	at Boston College (Oct 21, 2011)
51 (51-18-128)	vs Georgia Tech (Oct 16, 2011)

KILLS 5-SETS (K-E-TA)

84 (84-26-237)	at North Carolina (Oct 09, 2011)
62 (62-25-185)	at NC State (Oct 07, 2011)
55 (55-26-198)	at LSU (Aug 27, 2011)

TOTAL ATTEMPTS (K-E-TA)

237 (84-26-237) 5s	at North Carolina (Oct 09, 2011)
198 (55-26-198) 5s	at LSU (Aug 27, 2011)
186 (62-17-186) 4s	at Pepperdine (Sep 03, 2011)
185 (62-25-185) 5s	at NC State (Oct 07, 2011)
177 (65-18-177) 4s	at Maryland (Oct 23, 2011)
169 (62-15-169) 4s	vs Oklahoma (Sep 10, 2011)
151 (53-20-151) 4s	at Boston College (Oct 21, 2011)
136 (48-18-136) 3s	vs Duke (Oct 02, 2011)
128 (51-18-128) 4s	vs Georgia Tech (Oct 16, 2011)
125 (44-11-125) 3s	vs UC Santa Barbara (Sep 02, 2011 in Malibu, CA)

TOTAL ATTEMPTS 3-SETS (K-E-TA)

136 (48-18-136)	vs Duke (Oct 02, 2011)
125 (44-11-125)	vs UC Santa Barbara (Sep 02, 2011 in Malibu, CA)
123 (46-13-123)	vs Auburn (Sep 09, 2011)
122 (39-14-122)	at Florida State (Sep 14, 2011)
119 (43-13-119)	at Virginia Tech (Sep 23, 2011)

TOTAL ATTEMPTS 4-SETS (K-E-TA)

186 (62-17-186)	at Pepperdine (Sep 03, 2011)
177 (65-18-177)	at Maryland (Oct 23, 2011)
169 (62-15-169)	vs Oklahoma (Sep 10, 2011)
151 (53-20-151)	at Boston College (Oct 21, 2011)
128 (51-18-128)	vs Georgia Tech (Oct 16, 2011)

TOTAL ATTEMPTS 5-SETS (K-E-TA)

237 (84-26-237)	at North Carolina (Oct 09, 2011)
198 (55-26-198)	at LSU (Aug 27, 2011)
185 (62-25-185)	at NC State (Oct 07, 2011)



2011 University of Miami Volleyball
Miami Match Highs (as of Oct 24, 2011)
All matches



ASSISTS

74 (5s) at North Carolina (Oct 09, 2011)
61 (4s) at Maryland (Oct 23, 2011)
60 (4s) vs Oklahoma (Sep 10, 2011)
59 (5s) at NC State (Oct 07, 2011)
58 (4s) at Pepperdine (Sep 03, 2011)

ASSISTS 3-SETS

49 at Virginia (Sep 25, 2011)
46 vs Louisiana-Lafayette (Aug 27, 2011 in Baton Rouge, La.)
46 vs Duke (Oct 02, 2011)
45 vs Clemson (Oct 14, 2011)
43 vs Wake Forest (Sep 30, 2011)

ASSISTS 4-SETS

61 at Maryland (Oct 23, 2011)
60 vs Oklahoma (Sep 10, 2011)
58 at Pepperdine (Sep 03, 2011)
49 vs Georgia Tech (Oct 16, 2011)
49 at Boston College (Oct 21, 2011)

ASSISTS 5-SETS

74 at North Carolina (Oct 09, 2011)
59 at NC State (Oct 07, 2011)
48 at LSU (Aug 27, 2011)

DIGS

129 (5s) at North Carolina (Oct 09, 2011)
97 (5s) at LSU (Aug 27, 2011)
96 (4s) at Pepperdine (Sep 03, 2011)
94 (4s) at Maryland (Oct 23, 2011)
90 (4s) vs Oklahoma (Sep 10, 2011)

DIGS 3-SETS

61 vs UC Santa Barbara (Sep 02, 2011 in Malibu, CA)
61 vs Auburn (Sep 09, 2011)
60 vs Duke (Oct 02, 2011)
59 at Virginia Tech (Sep 23, 2011)
55 vs Wake Forest (Sep 30, 2011)

DIGS 4-SETS

96 at Pepperdine (Sep 03, 2011)
94 at Maryland (Oct 23, 2011)
90 vs Oklahoma (Sep 10, 2011)
73 at Boston College (Oct 21, 2011)
48 vs Georgia Tech (Oct 16, 2011)

DIGS 5-SETS

129 at North Carolina (Oct 09, 2011)
97 at LSU (Aug 27, 2011)
82 at NC State (Oct 07, 2011)

ACES

9 vs Florida A&M (Sep 08, 2011)
7 at NC State (Oct 07, 2011)
6 vs Jacksonville State (Aug 26, 2011 in Baton Rouge, La.)
6 at Virginia (Sep 25, 2011)
5 vs Oklahoma (Sep 10, 2011)

BLOCKS

14.5 at NC State (Oct 07, 2011)
13.5 at LSU (Aug 27, 2011)
11.0 at Pepperdine (Sep 03, 2011)
9.0 at Boston College (Oct 21, 2011)
9.0 vs Duke (Oct 02, 2011)
9.0 at North Carolina (Oct 09, 2011)
9.0 at Virginia Tech (Sep 23, 2011)
8.0 vs Georgia Tech (Oct 16, 2011)
8.0 vs UC Santa Barbara (Sep 02, 2011 in Malibu, CA)
8.0 vs Florida A&M (Sep 08, 2011)