



# 2013-14 NOTRE DAME MEN'S BASKETBALL ACC

## FOLLOW THE IRISH

@NDmbb

@FightingIrish

@NDMikeBrey

facebook.com/NDBasketball

facebook.com/FightingIrish

Date	Day	Opponent	Time/Result
10/28	Mon.	INDIANAPOLIS (Ex.) (WatchND)	W, 95-69
11/1	Fri.	TUSCULUM (Ex.) (WatchND)	W, 93-44
11/8	Fri.	(21/22) MIAMI (OH) (ESPN3)	W, 74-62
11/10	Sun.	(21/22) STETSON (ESPN3)	W, 80-49
11/17	Sun.	(21/22) INDIANA STATE (RSN)	L, 70-83
11/22	Fri.	SANTA CLARA (ESPN3)	W, 84-69
11/24	Sun.	ARMY (ESPN3)	W, 93-60
12/1	Sun.	CORNELL (ESPN3)	W, 101-67
12/3	Tues.	at Iowa# (23/24) (ESPN2)	L, 93-98
12/7	Sat.	DELAWARE\$ (RSN)	W, 80-75
12/9	Mon.	BRYANT\$ (ESPNU)	W, 70-59
12/11	Wed.	NORTH DAKOTA STATE\$ (ESPNU)	L, 69-73
12/14	Sat.	vs. Indiana% (ESPN)	W, 79-72
12/21	Sat.	vs. Ohio State@ (3/2) (ESPN2)	L, 61-64
12/29	Sun.	CANISIUS (ESPNU)	W, 87-81 (ot)
1/4	Sat.	DUKE* (7/8) (CBS)	W, 79-77
1/7	Tues.	NORTH CAROLINA STATE* (ACCN)	L, 70-77
1/11	Sat.	at Georgia Tech* (ACCN)	L, 69-74
1/15	Wed.	at Maryland* (ESPN2)	L, 66-74
1/19	Sun.	VIRGINIA TECH* (ESPNU)	W, 70-63
1/21	Tues.	at Florida State* (ACCN)	L, 74-76
1/25	Sat.	at Wake Forest* (ACCN/ESPN3)	L, 58-65
1/28	Tues.	VIRGINIA* (ESPN/WatchESPN)	L, 53-68
2/1	Sat.	BOSTON COLLEGE* (ACCN)	W, 76-73 (ot)
2/3	Mon.	at Syracuse* (1/1) (ESPN/WatchESPN)	L, 55-61
2/8	Sat.	NORTH CAROLINA* (ACCN)	L, 62-73
2/11	Tues.	CLEMSON* (RSN/ESPN3)	W, 68-64 (2OT)
2/16	Sun.	at Boston College* (ESPNU)	W, 73-69
2/19	Wed.	at Miami* (RSN/ESPN3)	9 pm
2/22	Sat.	at Virginia* (ESPN/ESPN2)	2 pm
2/26	Wed.	GEORGIA TECH* (ESPN2)	7 pm
3/1	Sat.	PITTSBURGH* (ESPN/ESPN2)	2 pm
3/3	Mon.	at North Carolina* (ESPN)	7 pm

### Atlantic Coast Conference Tournament Greensboro Coliseum • Greensboro, N.C.

3/12	Wed.	First Round	TBA
3/13	Thur.	Second Round	TBA
3/14	Fri.	Quarterfinals	TBA
3/15	Sat.	Semifinals	1 & 3 pm
3/16	Sun.	Final	1 pm

### NCAA Championship

3/18-19	First Round	TBA
3/20-21	Second Round	TBA
3/22-23	Third Round	TBA
3/27-28	Regional Semifinals	TBA
3/29-30	Regional Final	TBA
4/5	National Semifinals (Arlington, Texas)	TBA
4/7	Championship Game (Arlington, Texas)	TBA

All times Eastern

**BOLD CAPS** indicates home game

\* - Atlantic Coast Conference game

# - Big Ten/ACC Challenge (Iowa City, Iowa)

\$ - BlackRock Gotham Classic regional rounds (Notre Dame, Ind.)

% - Crossroads Classic (Indianapolis, Ind.)

@ - BlackRock Gotham Classic Showcase game (New York, N.Y.)

ACCN - Atlantic Coast Conference Network

RSN - Regional Sports Network

## GAME 27



### NOTRE DAME Fighting Irish

14-12, 5-8 ACC

H: 12-5... A: 1-6... N: 1-1



### MIAMI Hurricanes

12-13, 3-9 ACC

H: 5-8... A: 6-4... N: 1-1

### Notre Dame leads series 8-7

Last Meeting: ND 72, Miami 62 (1/28/2004 at Notre Dame)

#### DATE

Wednesday, Feb. 19, 2014

#### TIME

9 p.m. (ET)

#### PLACE

BankUnited Center (7,900)

Coral Gables, Fla.

#### TV/INTERNET

Regional Sports Network

ESPN3

Wes Durham (play-by-play)

Cory Alexander (analyst)

#### RADIO

Broadcast on WatchND (free)

Sirius 119/XM 192

Jack Nolan (play-by-play)

Colin Falls (analyst)

#### LIVE STATS

Gametracker (UND.com)

### FIGHTING IRISH HEAD TO MIAMI TO FACE THE HURRICANES

• Notre Dame (14-12, 5-8) will head to Miami (12-13, 3-9) for the middle contest of its three-game road swing. The Fighting Irish and Hurricanes will square off at 9 p.m. (ET) on Wednesday inside the BankUnited Center. This is the only regular-season meeting between the two programs.

• The game will be broadcast on the Regional Sports Network (check local listings) with Wes Durham (play-by-play) and Cory Alexander (analyst) calling the action. ESPN3 will carry the game online.

• A free audio broadcast will be available on WatchND.tv. Jack Nolan (play-by-play) and former Irish standout Colin Falls (analyst) will be on the call. The broadcast can also be heard on The Notre Basketball Radio Network headed by WSBT 96.1 FM and 960 AM in South Bend. A complete affiliate list is available on page 5 of this notes packet. The broadcast also is available on Sirius 119/XM 192.

### THE MIAMI SERIES

• Wednesday will be the 16th meeting all-time between Notre Dame and Miami and the first since a 72-62 Fighting Irish victory on Jan. 28, 2004, inside Purcell Pavilion. The Irish hold an 8-7 edge in the series.

• Eleven of the meetings between the two programs came when the Irish and Hurricanes were rivals in the BIG EAST Conference. Miami won seven of those encounters.

• Notre Dame is making its first trip to Coral Gables since Feb. 23, 2002 (a 90-77 Irish victory). The Fighting Irish are 4-3 all-time at Miami.

• Notre Dame head coach **Mike Brey** is 2-0 all-time against Miami.

• Brey's Irish squad topped current Miami head coach Jim Larranaga's George Mason team, 68-50, in the first round of the 2008 NCAA Tournament.

### BREY ON CUSP OF 300TH VICTORY AT NOTRE DAME

• **Mike Brey** is one win away from notching his 300th victory at Notre Dame. Brey has compiled a 299-154 (.660) record in his 14 seasons in South Bend. Thirteen active Division I head coaches have 300 or more victories at their current institution (see box on Pg. 2).

• Only two other Notre Dame head coaches have reached the 300-win milestone. Digger Phelps led the Fighting Irish to a 393-197 record from 1971-91. George Keogan notched a 327-97 mark from 1923-43.

• Brey is just two victories shy of recording his 400th career win as a college head coach. He has registered a 398-206 record in 19 seasons at Delaware and Notre Dame.

### Notre Dame Probable Starting Lineup

No.	Player	Pos.	Yr	Ht.	Wt.	PPG	RPG	APG
0	Eric Atkins	G	Sr.	6-2	182	14.1	3.0	4.9
32	Steve Vasturia	G	Fr.	6-6	207	4.3	2.5	1.1
24	Pat Connaughton	G/F	Jr.	6-5	214	13.2	7.4	3.0
30	Zach Aguste	F	So.	6-10	242	6.9	4.2	0.3
11	Garrick Sherman	C	Sr.	6-11	255	14.0	7.8	1.0

#### ATHLETICS MEDIA RELATIONS:

#### MEDIA RELATIONS CONTACTS:

Joyce Center

Bernadette Cafarelli (primary)

Sean Carroll (secondary)

Room 112

o: (574) 631-8458

o: (574) 631-2664

Notre Dame, IN 46556

c: (574) 532-0249

c: (574) 340-2177

Fax: (574) 631-7941

cafarelli.1@nd.edu

carroll.64@nd.edu



THE JOURNEY BEGINS

ACC 1

# NOTRE DAME 2013-14 ROSTER

No.	Player	Pos.	Yr.	Ht.	Wt.	Hometown/High School/Last School
0	Eric Atkins*** (C)	G	Sr.	6-2	182	Columbia, Md./Mount Saint Joseph
3	V.J. Beachem	F	Fr.	6-8	187	Fort Wayne, Ind./New Haven
4	Patrick Crowley**	G	Sr.	6-3	201	Los Gatos, Calif./St. Francis
11	Garrick Sherman* (C)	C	Sr.	6-11	255	Kenton, Ohio/Kenton/Michigan State
15	Eric Katenda	F	So.	6-9	230	Paris, France/Sunrise Christian Academy (Kan.)
20	Austin Burgett*	F	So.	6-9	227	Avon, Ind./Avon
23	Demetrius Jackson	G	Fr.	6-1	195	Mishawaka, Ind./Marian
24	Pat Connaughton** (C)	G/F	Jr.	6-5	214	Arlington, Mass./St. John's Prep
25	Tom Knight**** (C)	F	GS	6-10	258	Dixfield, Maine/Dirigo
30	Zach Augustine*	F	So.	6-10	242	Marlborough, Mass./New Hampton School
32	Steve Vasturia	G	Fr.	6-6	207	Medford, N.J./St. Joseph's Prep
35	Austin Torres	F	Fr.	6-7	218	Granger, Ind./Penn

(C) - indicates team captain \* - number of monograms won

**Head Coach:** Mike Brey (George Washington '82)

**Assistant Coach:** Anthony Solomon (Virginia '87)

**Assistant Coach:** Rod Balanis (Georgia Tech '93)

**Assistant Coach:** Martin Ingelsby (Notre Dame '01)

**Coordinator of Basketball Operations:** Harold Swanagan (Notre Dame '02)

**Athletic Trainer:** Skip Meyer (Central Connecticut State '74)

## Alphabetical Roster

0	Eric Atkins	Sr./G
30	Zach Augustine	So./F
3	V.J. Beachem	Fr./F
20	Austin Burgett	So./F
24	Pat Connaughton	Jr./G-F
4	Patrick Crowley	Sr./G
23	Demetrius Jackson	Fr./G
15	Eric Katenda	So./F
25	Tom Knight	GS/F
11	Garrick Sherman	Sr./C
35	Austin Torres	Fr./F
32	Steve Vasturia	Fr./G

## Pronunciation Guide

Zach Augustine	August
Austin Burgett	Burr-GET
Pat Connaughton	CONN-uh-tin
Eric Katenda	Kuh-TEN-duh

## The Miami Series

**Notre Dame leads 8-7**

**Home: 4-3, Away: 4-3, Neutral: 0-1**

Date	Site	Result
2-22-1986	Miami, FL	W, 126-73
3-5-1987	Notre Dame, IN	W, 65-49
1-27-1990	Notre Dame, IN	W, 107-60
1-12-1991	Miami, FL	W, 60-52
1-23-1996	Miami, FL	L, 64-72
2-28-1996	Notre Dame, IN	L, 59-71
2-25-1997	Notre Dame, IN	W, 69-60
2-14-1998	Miami, FL	L, 57-66
2-22-1998	Notre Dame, IN	L, 59-65
1-9-1999	Miami, FL	W, 71-68
1-25-2000	Notre Dame, IN	L, 49-63
2-26-2000	Miami, FL	L, 52-55
3-9-2000	New York, NY *	L, 58-61
2-23-2002	Miami, FL	W, 90-77
1-28-2004	Notre Dame, IN	W, 72-62

\* BIG EAST Tournament

## HAPPY NEW ENGLAND HOMECOMING

• Sunday's game at Boston College was a happy homecoming for two Irish players that hail from Massachusetts. Junior **Pat Connaughton** (Arlington, Mass.) played all 40 minutes and tallied a team-high 17 points to go along with five rebounds and four assists. Sophomore **Zach Augustine** (Marlborough, Mass.) registered 10 points in 20 minutes on the court. Both players started the contest.

## ROUGH ROAD STRETCH

• Wednesday night's game against Miami will be the second of three consecutive road games for the Irish over the course of six days.  
 • Notre Dame's travels will span 5,832 miles over seven days. The Irish will not stay on the road. They will return to campus and make three separate trips.  
 • The trip began Sunday at Boston College and will conclude Saturday at Virginia.  
 • This is Notre Dame's first three-game road stretch since the 2010-11 season (USF, West Virginia, Providence).

## IRISH BREAK THROUGH AGAINST BC

• Sunday's 73-69 win at Boston College was Notre Dame's first road win as a member of the Atlantic Coast Conference. The Irish had been 0-6 in true road games this season (0-5 in ACC play).  
 • Notre Dame shot 50.9% (27-53) from the field against the Eagles. It was the first time the Irish shot 50% or above from the floor since a 52.6% performance against Duke on Jan. 4.  
 • The win over Boston College combined with last Tuesday's 68-64 double-overtime triumph of Clemson marked Notre Dame's first two-game win streak in the ACC.

## A SUPER STARTER

• Senior point guard **Eric Atkins** has notched 99 starts during his Notre Dame career. He is on the verge of becoming just the ninth player in program history to record 100 career starts. Atkins has been in the Fighting Irish starting lineup in each of the last 91 contests.

## ATKINS AMONG ACC LEADERS

• **Eric Atkins** is averaging a team-best 15.1 ppg. in ACC play, which is tied for 10th in the league. The senior point guard has scored in double-figures in 11 of 13 ACC games.  
 • His 1,344 career points are the fourth-most among active ACC players, while his 559 career assists are the most for any current ACC player.  
 • He recorded his first double-double of the season (fifth of his career) by tallying 19 points and 11 assists in the Jan. 4 win over Duke. The 11 assists are the most for an ACC player in a league game this season.  
 • Atkins was named ACC Player of the Week in consecutive weeks (Dec. 30 and Jan. 6).  
 • He scored a career-high 30 points and played all 45 minutes in the overtime victory over Canisius on Dec. 29. Atkins deposited a career-high six three pointers (on eight attempts). The six treys are a team-high total this season and are tied for the fifth-most in a single game among ACC players during the 2013-14 campaign.

## ATKINS ASSISTING THE IRISH

• Senior point guard **Eric Atkins'** 2.32 career assist-to-turnover ratio is tied for fifth among all active Division I players.  
 • Atkins has 559 careers assists and just 241 turnovers. The career assist total currently ranks 14th nationally. This season, Atkins has 126 assists and 53 turnovers for a 2.38 assist-to-turnover ratio, which is seventh-best in the ACC.  
 • He is averaging 5.2 assists per game in ACC play, which ranks third in the league.  
 • Atkins has dished off 100-plus assists in each of his four seasons. He is one of four players in Notre Dame history to have 100-plus assists in four consecutive seasons. The other three players are Chris Thomas (2001-05), Tory Jackson (2006-10) and David Rivers (1984-88).

## Active NCAA Division I Head Coaches With 300 Wins At Current School

(as of games played Feb. 17)

1. Jim Boeheim (Syracuse)	945
2. Mike Krzyzewski (Duke)	904
3. Billy Donovan (Florida)	473
4. Bob McKillop (Davidson)	468
5. Tom Izzo (Michigan State)	460
6. Mark Few (Gonzaga)	397
7. Rick Barnes (Texas)	378
8. Phil Martelli (St. Joseph's)	355
9. Rick Pitino (Louisville)	331
10. Bill Self (Kansas)	319
11. Bo Ryan (Wisconsin)	312
12. Steve Fisher (San Diego State)	303
13. Roy Williams (North Carolina)	300
<b>On the cusp...</b>	
<b>Mike Brey (Notre Dame)</b>	<b>299</b>
Kevin Stallings (Vanderbilt)	291

## AP Top 25 (Feb. 17)

1. Syracuse
2. Florida
3. Wichita State
4. Arizona
5. Duke
6. San Diego State
7. Cincinnati
8. Kansas
9. Villanova
10. Saint Louis
11. Louisville
11. Creighton
13. Michigan State
14. Virginia
15. Iowa
16. Wisconsin
17. Iowa State
18. Kentucky
19. Texas
20. Michigan
21. Connecticut
22. Memphis
23. UCLA
24. Ohio State
25. Gonzaga

## ESPN/USA Today (Feb. 17)

1. Syracuse
2. Florida
3. Wichita State
4. Arizona
5. Louisville
6. Duke
7. San Diego State
8. Kansas
9. Cincinnati
10. Saint Louis
11. Villanova
12. Creighton
13. Virginia
14. Michigan State
15. Iowa
16. Kentucky
17. Texas
18. Wisconsin
19. Iowa State
20. Michigan
21. Connecticut
22. Gonzaga
23. Ohio State
24. Memphis
25. UCLA

**Bold** = Irish opponent



THE JOURNEY BEGINS

ACC 2

## Notre Dame's record in 2013-14 when...

Played at the Purcell Pavilion .....	12-5
Played on the road .....	1-6
Played at a neutral site .....	1-1
Vs. ACC opponents .....	5-8
Non-conference record .....	9-4
Leading at halftime .....	11-1
Trailing at halftime .....	3-11
Tied at halftime .....	0-0
In overtime .....	3-0
Shoots .500 or better .....	6-1
Shoots less than .500 .....	8-11
Opponents shoots less than .500 .....	13-8
Shoots better than opponent .....	12-3
Shoots worse than opponent .....	2-9
Shoots same as opponent .....	0-0
Makes more free throws than opponent ...	10-2
Makes fewer free throws than opponent...	4-9
Same number of free throws .....	0-1
Outrebounded opponents .....	11-4
Outrebounded by opponent .....	3-7
Same number of rebounds .....	0-1
Has fewer turnovers than opponent .....	7-4
Has more turnovers than opponent .....	5-6
Has same number of turnovers .....	2-2
Bench outscores opponent's bench .....	4-1
Outscored by opponent's bench .....	7-10
Bench points are the same .....	3-1
Plays a ranked opponent .....	1-3
Makes 10 or more three-pointers .....	2-0
No ND player fouls out .....	10-8
One ND player fouls out .....	4-4
Two or more ND players foul out .....	0-0
Wears White Uniforms .....	9-3
Wears Blue Uniforms .....	1-5
Wears Gold Uniforms .....	4-3
Wears Black Uniforms .....	0-1
Wears Green Uniforms .....	0-0
Plays in an In-Season Tournament .....	2-2
Plays in November .....	4-1
Plays in December .....	5-3
Plays in January .....	2-6
Plays in February .....	3-2
Plays in March .....	0-0
Plays in Day Games .....	7-4
Plays in Night Games .....	7-8
Plays on Sundays .....	6-1
Plays on Mondays .....	1-1
Plays on Tuesdays .....	1-4
Plays on Wednesdays .....	0-2
Plays on Thursdays .....	0-0
Plays on Fridays .....	2-0
Plays on Saturdays .....	4-4
Final Margin is 5 points or less .....	5-5
Final Margin is 6-10 points .....	3-4
Final Margin is 11-19 points .....	3-3
Final Margin is 20-plus points .....	3-0
Has a player score 20-plus points .....	7-6
Has a player score 30-plus points .....	1-0
Scores 59 points or less .....	0-3
Scores 60-69 points .....	1-5
Scores 70-79 points .....	7-3
Scores 80-89 points .....	4-0
Scores 90-plus points .....	2-1

## IRONMEN

- Junior **Pat Connaughton** has never missed a game during his Fighting Irish career. He has played in all 95 contests, including 79 starts. Connaughton has started 76 consecutive games.
- Senior point guard **Eric Atkins** has played in 91 straight games (all starts). He has only missed two contests during his Notre Dame career and has competed in 127 games (99 starts). Atkins is tied for eighth on Notre Dame's career games played list and tied for ninth in games started.
- Both Atkins and Connaughton played all 40 minutes in Sunday's win at Boston College. It was the eighth time this season (sixth time in ACC play) that Atkins has played every minute of a contest. Connaughton has never left the court in seven games this season (five in ACC play).
- Atkins ranks fourth nationally and first in the ACC in minutes played per game this season (38:04). Connaughton is 14th nationally and third in the league (37:06).
- In ACC contests, Connaughton (39:69) and Atkins (39:62) rank first and second, respectively, in minutes played per game.

## ATKINS A COUSY AWARD CANDIDATE

- Senior **Eric Atkins** has been named one of the final 23 candidates for the 2014 Bob Cousy Collegiate Point Guard of the Year Award. The original watch list of 80 candidates was narrowed down to the list of 23.
- Atkins is averaging 14.1 points and 4.8 assists per game this season and boasts a 2.38 assist-to-turnover ratio. He is averaging 38.1 minutes per game this season.
- The annual honor, announced by the Naismith Memorial Basketball Hall of Fame and is named for Hall of Famer and former Boston Celtic point guard Bob Cousy, recognizes the top point guards in men's basketball. A committee of well-respected media members and influential people within collegiate basketball from around the country comprise the committee. The candidates will be narrowed down to a final five in early March.

## AUGUSTE STAYING HOT

- Sophomore forward **Zach Auguste** has scored in double-figures in each of the last three games, which is a career-best streak. He has netted double-digits five times in the last six games.
- Auguste recorded his first career double-double with 14 points and a career-high 12 rebounds in last Tuesday's 68-64, double-overtime win over Clemson.
- Auguste has been in the starting lineup in each of the last seven contests and 10 times overall this season.

## TAKING CARE OF THE BASKETBALL

- Notre Dame ranks 17th nationally (third in the ACC) with a 1.45 assist-to-turnover ratio. The Irish have the country's 27th-best assists-per-game mark (15.6), which is third in the ACC.
- The Irish have dished off 20 or more assists in five contests this season and they have committed fewer than 10 turnovers in 12 games (six times in ACC play).
- However, Notre Dame has struggled in its 13 ACC games as the Irish have dished off 173 assists and committed 141 turnovers for a 1.23 assist-to-turnover ratio.

## PAT AN ALL-AROUND PERFORMER

- Junior swingman **Pat Connaughton** is averaging 13.2 points, 7.5 rebounds and 3.4 assists in ACC play. He has scored in double figures in 10 of 13 ACC contests.
- Connaughton's 27 three-pointers in ACC games are the eighth-most in the league. His 59 treys overall this season rank third among all ACC players.
- He is averaging 6.3 defensive rebounds per game in ACC play, which are the most in the conference. Connaughton has pulled down 10 or more rebounds in six games this season (three ACC contests). His 7.4 rebounds-per-game average this season ranks sixth in the ACC. He is ninth in league games only (7.5 rpg.).
- He has four double-doubles (points & rebounds) this season and six for his career.
- Connaughton is averaging career-bests of 13.2 points and 7.4 rebounds this season. Last season, he averaged 8.9 points and 4.7 rebounds.

## OVERTIME EXCELLENCE

- The Fighting Irish are 3-0 in overtime games this season. Last Tuesday's 68-64, double-overtime win over Clemson was Notre Dame's sixth straight victory in a game decided in overtime. In fact, the Fighting Irish are 9-1 in their last 10 overtime affairs.
- Notre Dame is 16-9 in overtime contests under head coach Mike Brey.
- Notre Dame's other two overtime victories this season were against Canisius (87-81) on Dec. 29 and Boston College (76-73) on Feb. 1.

## SHUFFLING THE STARTERS

- Notre Dame has used nine different starting lineups this season.
- Freshman **V.J. Beachem** is the most recent Irish player to earn a start this season as he was in the starting lineup last Tuesday against Clemson. It was the first start of his career.
- **Eric Atkins**, **Pat Connaughton** and **Garrick Sherman** have started all 26 games this season, while **Demetrius Jackson** (15), **Zach Auguste** (10), **Steve Vasturia** (6), **Tom Knight** (5) and **Austin Burgett** (3) also have been in the starting lineup.

## TOUGH GOING AT PURCELL THIS YEAR

- Heading into this season, Notre Dame had lost only nine times at Purcell Pavilion since the beginning of the 2006-07 campaign and had not suffered more than three losses at home in a single season.
- The Irish are 12-5 at Purcell Pavilion this season. The five losses are the most since the 2005-06 campaign when that Notre Dame team finished 12-5 at home. That season followed a 13-5 season at home in 2004-05.

## Atkins Joins 1,000-Point & 500-Assist Club

With his ninth assist in the win over Duke on Jan. 4, senior point guard **Eric Atkins** became the seventh player in Notre Dame history with 500 career assists. In fact, Atkins is only the fifth Notre Dame player with 1,000 career points and 500 assists.

## Notre Dame's 1,000-Point & 500-Assist Club

Tory Jackson (2006-10) .....	1231 pts/694 asts
Chris Thomas (2001-05) .....	2195 pts/833 asts
Elmer Bennett (1988-92) .....	1488 pts/516 asts
David Rivers (1984-88) .....	2058 pts/586 asts
<b>Eric Atkins (2010-present)...</b>	<b>1344 pts/559 asts</b>

## Notre Dame Career Assist Leaders

1. Chris Thomas (2006-10) .....	833
2. Tory Jackson (2006-10) .....	694
3. David Rivers (1984-88) .....	586
4. <b>Eric Atkins (2010-present) .....</b>	<b>559</b>



## Team-High Totals This Season

(Career figure in parenthesis)

### Eric Atkins

Points	7	(23)
Assists	16	(56)
Steals	15	(61)
Blocks	1	(2)

### Zach Augustine

Points	1	(1)
Rebounds	3	(5)
Blocks	5	(9)
Steals	3	(7)

### V.J. Beachem

Blocks	1	(1)
Steals	2	(2)

### Austin Burgett

Blocks	5	(5)
Rebounds	1	(1)
Steals	4	(4)

### Pat Connaughton

Points	5	(12)
Rebounds	14	(20)
Assists	4	(6)
Blocks	7	(15)
Steals	6	(10)

### Patrick Crowley

Steals	--	(1)
--------	----	-----

### Jerian Grant

Points	9	(31)
Rebounds	--	(4)
Assists	9	(53)
Steals	7	(37)
Blocks	1	(4)

### Demetrius Jackson

Points	1	(1)
Steals	3	(3)

### Eric Katenda

### Tom Knight

Points	--	(1)
Rebounds	1	(2)
Assists	--	(1)
Blocks	6	(19)
Steals	2	(7)

### Garrick Sherman

Points	7	(10)
Blocks	12	(15)
Assists	1	(1)
Rebounds	13	(15)
Steals	8	(11)

### Austin Torres

### Steve Vasturia

Steals	4	(4)
Blocks	3	(3)

## Number of Games This Season With ...

(Career figure in parenthesis)

### Double-Figure Points

Eric Atkins	20	(69)
Zach Augustine	8	(10)
V.J. Beachem	2	(2)
Austin Burgett	1	(1)
Pat Connaughton	20	(43)
Jerian Grant	11	(65)
Demetrius Jackson	6	(6)
Tom Knight	2	(8)
Garrick Sherman	20	(30, 29 at ND)
Steve Vasturia	2	(2)

### 30-Plus Points

Eric Atkins	1	(1)
-------------	---	-----

### 20-Plus Points

Eric Atkins	5	(9)
Pat Connaughton	2	(6)
Jerian Grant	6	(14)
Garrick Sherman	4	(5, 5 at ND)

### 10-Plus Rebounds

Zach Augustine	1	(1)
Austin Burgett	1	(1)
Pat Connaughton	6	(9)
Jerian Grant	--	(1)
Garrick Sherman	6	(6)

### 10-Plus Assists

Eric Atkins	1	(6)
Jerian Grant	1	(4)

### Double-Doubles

Zach Augustine	1	(1)
Eric Atkins	1	(5)
Pat Connaughton	4	(6)
Jerian Grant	1	(4)
Garrick Sherman	6	(6)

## IN THE IRISH RECORD BOOK

Player	Category	Stat	Rank
Eric Atkins	Assists	559	4th
	Steals	149	7th
	Assist Avg.	4.4	8th
	Games Played	127	T-8th
	Games Started	99	T-9th
	3-Pointers	168	9th
	Steals Avg.	1.2	T-10th
	3-Point %	.382	15th
Pat Connaughton	3-Pointers	158	12th

## CLOSE LOSSES IN LEAGUE PLAY

- Notre Dame's eight losses in ACC play have been by a combined 61 points (7.6 ppg.).
- Only two of the seven setbacks have been by double digits — Virginia (68-53) and North Carolina (73-62).
- Notre Dame's 12 defeats this season have been by a total of just 86 points (7.2 ppg.).

## BURGETT SURGERY SUCCESSFUL

- Sophomore forward **Austin Burgett** on Jan. 29 underwent outpatient cardiac procedure to correct an irregular heartbeat and returned to the court on against North Carolina on Feb. 8 for the first time since the Florida State game on Jan. 21. He experienced an abnormally fast heartbeat in the second half of Notre Dame's loss against the Seminoles.
- Against the Tar Heels, Burgett played 11 minutes and made two steals. He had practiced on Thursday and Friday prior to the game. He played five minutes against Clemson last Tuesday and 12 minutes at Boston College on Sunday.

## SHERMAN COMPILING A SOLID SEASON

- Senior center **Garrick Sherman** is averaging career-bests in points (14.0) and rebounds (7.8) this season. In ACC play, he ranks 16th in scoring (13.6 ppg) and seventh in rebounding (8.0 rpg).
- Sherman's 51.4% shooting percentage this season ranks second among all ACC players.
- He tallied a career-high 29 points at Iowa (Dec. 3).
- Sherman has a team-high 19 blocked shots.

## SHERMAN PUTTING ON DOUBLE-DOUBLE DISPLAY

- **Garrick Sherman's** six double-doubles this season are tied for the third-most among ACC players. His three double-doubles in ACC play are tied for fifth in the conference.
- One of his strongest showings of the year came against North Carolina State (Jan. 7) as he finished with 21 points and a career-high 18 rebounds. The 18 boards are tied for the most for an ACC player in a league game this season.
- He scored 20 or more points in consecutive games for the first time of his career when he tallied 21 and 20 against Florida State (Jan. 21) and Wake Forest (Jan. 25), respectively.

## VASTURIA IMPRESSING

- Freshman guard **Steve Vasturia** scored a career-high 13 points at Syracuse (Feb. 3) and also netted double figures with 11 points in a career-best 41 minutes in last Tuesday's win over Clemson. He knocked down two crucial three-pointers in the second overtime versus the Tigers.
- He has started six games for the Irish this season (all in ACC play).
- Vasturia made a career-high three three-pointers (on five attempts) against Duke on Jan. 4. He was named ACC Rookie of the Week on Jan. 6 for his performance versus the Blue Devils.

## FRESHMEN IN THE STARTING FIVE

- Notre Dame had two freshmen — **Demetrius Jackson** and **Steve Vasturia** — in the starting lineup at Maryland on Jan. 15.
- Prior to that contest, the last time the Irish had two freshmen in the starting lineup was during the 2006-07 campaign when rookies Luke Harangody and Tory Jackson both earned multiple starts throughout the season.
- **V.J. Beachem** earned his first career start last Tuesday against Clemson. He became the third different Irish freshman to start a game this season.
- The last time Notre Dame had three true freshmen earn at least one start in a season was during the 1999-2000 campaign (Matt Carroll-30, Jere Macura-2 and Ivan Kartelo-1).

## DRAINING FROM DEEP

- **Eric Atkins** (168) and **Pat Connaughton** (158) rank ninth and 12th, respectively, in Notre Dame history in three-point field goals made.
- Connaughton has a team-high 59 three-pointers this season, while Atkins is second with 51.

## FIGHTING IRISH FACTS

- Since the beginning of the 2010-11 season, Notre Dame is 37-2 when shooting 50% or above from the field, 66-9 when outrebounding its opponent and 68-6 when leading at halftime.

## IRISH OPEN ACC ERA WITH WIN OVER DUKE

- January 4 was a historic day for Notre Dame as it opened its Atlantic Coast Conference era with a 79-77 victory over No. 7 Duke. The win snapped an 11-game losing streak to the Blue Devils that began in 1988. It was Notre Dame's first victory over Duke since a 70-66 overtime win on Feb. 15, 1987, at the Joyce Center.
- Duke grabbed a 10-point lead (60-50) with 11:35 left in the second half, but Notre Dame responded with a 10-0 run to tie the game with 8:01 remaining. In fact, the Irish extended it to a 20-4 run to take their largest lead (70-64) of the game with 4:18 left to play.

## CONFERENCE CAROUSEL

- With Notre Dame's move to the Atlantic Coast Conference, senior center **Garrick Sherman** now is playing in the third different conference during his collegiate career. Sherman played his first two seasons (2009-11) in the Big Ten Conference while at Michigan State and then

## 503 and Counting

Notre Dame has made at least one three-pointer in 503 straight contests dating back to the 1998-99 campaign. The Fighting Irish have made at least one three pointer during every game of the Mike Brey era. The last time an Irish team failed to hit a three-pointer in a game was in a 101-70 loss to Connecticut at the Hartford Civic Center on Jan. 12, 1999. Notre Dame finished 0-7 from beyond the arc in that contest.

## IRISH HISTORY

First Season:	1898
Full Seasons:	108
All-Time Record:	1763-961 (.647)
NCAA Appearances/Record:	33/31-37
First/Last NCAA Appearance:	1953/2013
Final Fours:	1 (1978)
BIG EAST Regular Season:	171-137 (.555)
BIG EAST Tournament:	11-18 (.379)
BIG EAST Titles:	1 (2001 - West Division)



## Taking Care Of The Basketball

Under head coach Mike Brey, Notre Dame always has been a team that has had a high number of assists and very few turnovers.

	FGs	Assts	TOs	Asst/Bskt	Asst/TO
2000-01	814	527	434	.647	1.21
2001-02	934	629	435	.673	1.45
2002-03	917	558	446	.609	1.25
2003-04	766	434	329	.567	1.32
2004-05	671	415	341	.618	1.22
2005-06	772	468	364	.606	1.29
2006-07	869	552	414	.635	1.33
2007-08	914	608	429	.665	1.42
2008-09	988	601	343	.608	1.75
2009-10	918	585	362	.637	1.62
2010-11	843	563	364	.668	1.55
2011-12	781	497	342	.636	1.45
2012-13	892	587	393	.658	1.49
2013-14	695	405	279	.583	1.45

## Irish Assist-to-Turnover Ratio Rankings Under Mike Brey

Year	National Rank	BIG EAST/ACC Rank
2000-01	11	1
2001-02	3	1
2002-03	4	1
2003-04	4	1
2004-05	18	2
2005-06	6	2
2006-07	8	3
2007-08	2	1
2008-09	1	1
2009-10	2	1
2010-11	4	1
2011-12	6	2
2012-13	2	1
2013-14	17	3

## Mike Brey Teleconference Schedule

Contact Bernie Cafarelli at 574-631-7516 or [cafarelli.1@nd.edu](mailto:cafarelli.1@nd.edu) for teleconference number. Teleconferences to take place in Joyce Center Basketball Auditorium. Every teleconference will be broadcast live on WatchND.tv.

All times Eastern

Thursday, Feb. 27, 2014 11:30 a.m. (ET)

## 2013-14 Notre Dame Basketball Radio Network Affiliates

WSBT-AM 960.....South Bend, Ind.  
 WSBT-FM 96.1.....South Bend, Ind.  
 WXNT-AM 1430.....Indianapolis, Ind.  
 WRSW ESPN 1480 AM.....Warsaw, Ind.  
 WEFM-FM 95.9.....Michigan City, Ind.  
 WFGA-FM 106.7.....Fort Wayne, Ind.  
 WLS-AM 890.....Chicago, Ill.  
 WLUV-AM 1520.....Rockford, Ill.  
 WKXX-AM 1600.....Wheeling, W. Va.  
 WatchND.tv.....Worldwide (free)  
 Each game will be available on Sirius/XM Satellite Radio (check listings prior to each game)

transferred to Notre Dame following the 2010-11 campaign. After sitting out the 2011-12 season due to NCAA transfer rules, Sherman played last year in Notre Dame's final season in the BIG EAST Conference.

## IRISH ENTER THE ACC

• Following 18 seasons in the BIG EAST Conference, Notre Dame is in its first season as a member of the Atlantic Coast Conference. Notre Dame will face each of the other 14 ACC member schools at least once during this season's 18-game conference schedule. Along with home-and-away dates with its "partner schools" Boston College and Georgia Tech, Notre Dame will meet both North Carolina and Virginia twice during the season. The Fighting Irish also will play host to Clemson, Duke, North Carolina State, Pittsburgh and Virginia Tech. Notre Dame's other road opponents are Florida State, Maryland, Miami, Syracuse and Wake Forest.

• The 2014 ACC men's basketball tournament is scheduled for March 12-16 at the Greensboro Coliseum in Greensboro, N.C.

• Notre Dame was picked to finish fifth in its inaugural season of Atlantic Coast Conference play according to a vote of media in attendance at the league's annual "Operation Basketball." Duke was picked to win the ACC title.

## BREY NO STRANGER TO THE ACC

• Perhaps no person is better prepared to navigate the Irish basketball program into its new basketball conference home than head coach **Mike Brey**. A Rockville, Md., native, he grew up a Maryland Terrapin basketball fan and his first coaching job in the collegiate ranks was as an assistant coach at Duke for eight seasons.

• Beginning in 1987-88, he helped Blue Devil head coach Mike Krzyzewski take his teams to six NCAA Final Fours and four national title games while winning back-to-back national titles in 1991 and 1992. The Blue Devils posted a sterling 216-65 record for a 76.8 winning percentage during his tenure at the school. Brey recruited and worked daily with four of the greatest players in that program's history -- Danny Ferry, Christian Laettner, Bobby Hurley and Grant Hill.

## KNIGHT AND SHERMAN JOIN ATKINS AND CONNAUGHTON AS IRISH CAPTAINS

• **Tom Knight** (GS/F) and **Garrick Sherman** (Sr./C) will serve as captains for the remainder of the 2013-14 campaign alongside teammates **Eric Atkins** (Sr./G) and **Pat Connaughton** (Jr./G-F). The announcement was made Dec. 27 by Irish head coach Mike Brey.

• The last time Notre Dame added a captain at midseason was two years ago (during the 2011-12 campaign) when Atkins, then a sophomore, served as a tri-captain with Tim Abromaitis and Scott Martin.

• Atkins is the first three-time captain in the 109-history of the program, while Connaughton, Sherman and Knight are first-time captains.

## NOTRE DAME STUDENT-ATHLETES AGAIN RANK #1 IN NCAA GRS

• For the eighth time in nine years, the University of Notre Dame ranks number one on a percentage basis in terms of number of Graduation Success Rate (GSR) 100 scores, among all NCAA Football Bowl Subdivision schools.

• Twenty of 22 athletics programs at Notre Dame compiled graduation rates of 100 percent, including the men's basketball team, according to the ninth year of GSR measurements developed by the NCAA. It's the first time Notre Dame's programs have combined for 20 perfect scores-after four previous years with 19.

• None of the Football Bowl Subdivision (formerly NCAA Division I-A) programs in the country had a higher percentage of 100 GSR scores than did Notre Dame with its .909 number (20 of 22).

• In addition, Notre Dame ranked second among all FBS institutions with nine perfect scores among 22 sports (.409) in the federal graduation rate analysis.

## POSTSEASON STRETCH

• Notre Dame has earned appearances in the postseason in each of the last 14 seasons, which marks the longest stretch in school history. The Irish have been to the NCAA Championship on nine occasions and the National Invitation Tournament (NIT) five times during this current stretch. Under head coach Mike Brey, Notre Dame has played in the NAAs nine times, including a current stretch of four straight trips, and NIT four times.

## Home Winning Percentage Leaders Since the Beginning of 2006-07 Season

(as of games played on Feb. 17)

	Team	Wins	Losses	Percentage
1.	Kansas	133	6	95.68
2.	Duke	123	9	93.18
3.	Memphis	139	12	92.05
4.	BYU	116	11	91.34
5.	Ohio State	135	14	90.60
6.	<b>NOTRE DAME</b>	<b>129</b>	<b>14</b>	<b>90.21</b>
7.	Michigan State	119	13	90.15
8.	Missouri	124	14	89.86
9.	San Diego State	112	13	89.60
10.	Xavier	110	13	89.43

• The Irish are 77-3 in their last 80 non-conference home contests.

## Free Throw Shooting in Final Five Minutes & Overtime This Season:

Eric Atkins.....	15-25 (.600)
Zach Auguste.....	0-4 (.000)
V.J. Beachem.....	1-1 (1.000)
Austin Burgett.....	1-3 (.333)
Pat Connaughton.....	16-17 (.941)
Jerian Grant.....	11-12 (.917)
Demetrius Jackson.....	15-19 (.789)
Tom Knight.....	2-3 (.667)
Garrick Sherman.....	19-27 (.704)
<b>Steve Vasturia.....</b>	<b>2-4 (.500)</b>
<b>Total.....</b>	<b>82-115 (.713)</b>
<b>Opp. Total.....</b>	<b>124-150 (.827)</b>





## STANDINGS

(as of games played Feb. 17)

	ACC Record	Overall Record
1. Syracuse	12-0	25-0
2. Virginia	12-1	21-5
3. Duke	9-3	20-5
4. North Carolina	8-4	18-7
5. Pittsburgh	8-5	20-6
6. North Carolina State	6-6	16-9
Clemson	6-6	15-9
8. Maryland	6-7	14-12
9. Florida State	6-8	15-11
10. <b>NOTRE DAME</b>	<b>5-8</b>	<b>14-12</b>
11. Wake Forest	4-8	14-11
Georgia Tech	4-8	13-12
13. Miami	3-9	12-13
14. Virginia Tech	2-10	9-15
Boston College	2-10	6-19

### Player of the Week

Nov. 11	Trevor Cooney, So., G, Syracuse
Nov. 18	Olivier Hanlan, So., G, Boston College
	Jabari Parker, Fr., F, Duke
Nov. 25	Marcus Paige, So., G, North Carolina
Dec. 2	Lamar Patterson, Sr., G/F, Pittsburgh
Dec. 9	Jarell Eddie, Sr., F, Virginia Tech
Dec. 16	Marcus Paige, So., G, North Carolina
Dec. 23	Aaron Thomas, So., G, Florida State
Dec. 30	<b>Eric Atkins, Sr., G, Notre Dame</b>
Jan. 6	<b>Eric Atkins, Sr., G, Notre Dame</b>
Jan. 13	Lamar Patterson, Sr., G/F, Pittsburgh
Jan. 20	Rasheed Sulaimon, So., G, Duke
Jan. 27	Lamar Patterson, Sr., G/F, Pittsburgh
	Travis McKie, Sr., F, Wake Forest
Feb. 3	C.J. Fair, Sr., F, Syracuse
Feb. 10	Jabari Parker, Fr., F, Duke
Feb. 17	James Michael McAdoo, Jr., F, North Carolina

### Rookie of the Week

Nov. 11	Jabari Parker, Fr., F, Duke
Nov. 18	Jabari Parker, Fr., F, Duke
Nov. 25	Jabari Parker, Fr., F, Duke
Dec. 2	Tyler Ennis, Fr., G, Syracuse
Dec. 9	Kennedy Meeks, Fr., F, North Carolina
Dec. 16	Roddy Peters, Fr., G, Maryland
Dec. 23	Jabari Parker, Fr., F, Duke
Dec. 30	Tyler Ennis, Fr., G, Syracuse
Jan. 6	<b>Steve Vasturia, Fr., G, Notre Dame</b>
Jan. 13	Jaron Blossomgame, Fr., F, Clemson
Jan. 20	Tyler Ennis, Fr., G, Syracuse
Jan. 27	Jabari Parker, Fr., F, Duke
Feb. 3	Tyler Ennis, Fr., G, Syracuse
	Jabari Parker, Fr., F, Duke
Feb. 10	Jabari Parker, Fr., F, Duke
Feb. 17	Jabari Parker, Fr., F, Duke

### ACC Preseason Poll

(First-place votes in parenthesis)

Team - Points

- Duke (50) - 805
- Syracuse (3) - 753
- N. Carolina (1) - 668
- Virginia - 612
- Notre Dame - 608**
- Pitt - 477
- Maryland - 473
- Boston College - 457
- Florida State - 334
- NC State - 332
- Georgia Tech - 311
- Miami - 224
- Wake Forest - 220
- Clemson - 141
- Virginia Tech - 65

### Preseason

#### All-ACC Team

C.J. Fair, Syracuse  
Joe Harris, Virginia  
Rodney Hood, Duke  
**Jerian Grant, Notre Dame**  
Jabari Parker, Duke

#### ACC Preseason

##### Player of the Year

C.J. Fair, Syracuse

#### ACC Preseason

##### Rookie of the Year

Jabari Parker, Duke

## NOTRE DAME LOOKS TO NOTCH ANOTHER 20-WIN CAMPAIGN

• The Irish have recorded seven straight 20-win seasons. It's the first time in program history that Notre Dame has compiled seven consecutive 20-win campaigns. The Fighting Irish have reached the 20-win plateau 10 times in 13 seasons under head coach Mike Brey.

• Last season's 25 wins were tied for the second-most of the Brey era. The most wins for the Irish under Brey are 27 (27-7) in 2010-11.

### DOUBLE DUTY

• Junior guard/forward **Pat Connaughton** also is a standout pitcher on the Fighting Irish baseball team. He has appeared in 22 games, including 20 starts, and boasts an 8-6 career record with a 2.43 earned-run average (ERA). He has logged 92.2 innings and has notched 69 strikeouts. As a sophomore, Connaughton went 4-2 and posted a 1.71 ERA.

• Connaughton recently was named the No. 46 prospect among 2014 draft-eligible players by *Perfect Game* in the publication's post-fall college top-50 list. The publication ranked Connaughton as the No. 22 right-handed pitcher.

• Connaughton was selected by the San Diego Padres in the 50th round of the 2011 Major League Baseball Amateur Draft.

## DIGGER PHELPS BECOMES SIXTH INDUCTEE INTO RING OF HONOR

• Former Irish head coach Digger Phelps became the sixth inductee into Notre Dame's Ring of Honor during halftime of the Notre Dame-Virginia Tech game on Jan. 19.

• More than two dozen of Phelps' former players from his 20-season era (1971-91) returned to campus to see their former head coach inducted into the Ring of Honor.

• Notre Dame also commemorated the 40th anniversary of Notre Dame ending UCLA's 88-game win streak. The landmark victory took place at Notre Dame on Jan. 19, 1974. The win streak still remains the longest in men's college basketball history. Eleven members of the squad were recognized for that achievement during a first-half timeout of the Notre Dame-Virginia Tech contest.

## NOTRE DAME ADDS TWO FRONTLINE PLAYERS FOR 2014-15 CAMPAIGN

• Irish head coach Mike Brey recently announced the signing of two frontcourt players to his 2014-15 roster. Bonzie Colson, Jr., a 6-6, 200-pound forward out of New Bedford, Mass., and Martin Geben, a 6-9, 230-pound forward from Vilnius, Lithuania, have signed National Letters of Intent during the early signing period and will enroll in the fall of 2014.

## 2013-14 GAME-BY-GAME STARTING LINEUP

Date	Opponent	Result	Starting Lineup	Lineup Record
11/8	Miami (Ohio)	W, 74-62	Atkins-Grant-Connaughton-Knight-Sherman^	1-0
11/10	Stetson	W, 80-49	Atkins-Grant-Connaughton-Knight-Sherman	2-0
11/17	Indiana State	L, 70-83	Atkins-Grant-Connaughton-Knight-Sherman	2-1
11/22	Santa Clara	W, 84-69	Atkins-Grant-Connaughton-Knight-Sherman	3-1
11/24	Army	W, 93-60	Atkins-Grant-Connaughton-Burgett-Sherman^	1-0
12/1	Cornell	W, 101-67	Atkins-Grant-Jackson-Connaughton-Sherman^	1-0
12/3	Iowa	L, 93-98	Atkins-Grant-Jackson-Connaughton-Sherman	1-1
12/7	Delaware	W, 80-75	Atkins-Grant-Jackson-Connaughton-Sherman	2-1
12/9	Bryant	W, 70-59	Atkins-Grant-Jackson-Connaughton-Sherman	3-1
12/11	N.D. State	L, 69-73	Atkins-Grant-Jackson-Connaughton-Sherman	3-2
12/14	Indiana	W, 79-72	Atkins-Grant-Jackson-Connaughton-Sherman	4-2
12/21	Ohio State	L, 61-64	Atkins-Grant-Jackson-Connaughton-Sherman	4-3
12/29	Canisius	W, 87-81 (ot)	Atkins-Jackson-Connaughton-Knight-Sherman^	1-0
1/4	Duke	W, 79-77	Atkins-Jackson-Connaughton-Auguste-Sherman^	1-0
1/7	NC State	L, 70-77	Atkins-Jackson-Connaughton-Auguste-Sherman	1-1
1/11	Georgia Tech	L, 69-74	Atkins-Jackson-Connaughton-Auguste-Sherman	1-2
1/15	Maryland	L, 66-74	Atkins-Jackson-Vasturia-Connaughton-Sherman^	0-1
1/19	Virginia Tech	W, 70-63	Atkins-Jackson-Connaughton-Burgett-Sherman^	1-0
1/21	Florida State	L, 74-76	Atkins-Jackson-Connaughton-Burgett-Sherman	1-1
1/25	Wake Forest	L, 58-65	Atkins-Jackson-Connaughton-Auguste-Sherman	1-3
1/28	Virginia	L, 53-68	Atkins-Vasturia-Connaughton-Auguste-Sherman^	0-1
2/1	Boston College	W, 76-73 (ot)	Atkins-Vasturia-Connaughton-Auguste-Sherman	1-1
2/3	Syracuse	L, 55-61	Atkins-Vasturia-Connaughton-Auguste-Sherman	1-2
2/8	N. Carolina	L, 62-73	Atkins-Vasturia-Connaughton-Auguste-Sherman	1-3
2/11	Clemson	W, 68-64 (2OT)	Atkins-Beachem-Connaughton-Auguste-Sherman^	1-0
2/16	Boston College	W, 73-69	Atkins-Vasturia-Connaughton-Auguste-Sherman	2-3

^ - First time lineup was used this season

Note - Notre Dame has used nine different starting lineups this season.

## MIKE BREY AGAINST THE ACC

at ND at Delaware Overall

Boston College	5-1	0-0	5-1
Clemson	1-0	0-1	1-1
Duke	1-1	0-1	1-2
Florida State	0-2	0-0	0-2
Georgia Tech	0-2	0-0	0-2
Maryland	2-2	0-0	2-2
Miami	2-0	0-0	2-0
North Carolina	0-2	0-0	0-2
North Carolina State	0-2	0-0	0-2
Pittsburgh	11-8	0-0	11-8
Syracuse	6-14	0-0	6-14
Virginia	0-1	0-3	0-4
Virginia Tech	4-0	0-0	4-0
Wake Forest	0-1	0-0	0-1
<b>Totals</b>	<b>32-36</b>	<b>0-5</b>	<b>32-41</b>

### Mike Brey ACC Teleconference Schedule

Monday, Feb. 24, 2014 Noon (ET)  
Monday, March 10, 2014 Noon (ET)



# THE JOURNEY BEGINS

# ACC 6

## Last Notre Dame Win/Loss Versus Ranked Opponent in Associated Press Poll

	Date	Opponent (Location)	Score
Win vs. #1	1-21-12	Syracuse (H)	67-58
Loss vs. #1	2-3-14	<b>Syracuse (A)</b>	<b>55-61</b>
Win vs. #2	1-24-11	(15) Pittsburgh (A)	56-51
Loss vs. #2	2-28-09	Connecticut (A)	65-72
Win vs. #3	3-3-90	Missouri (H)	98-67
Loss vs. #3	12-21-13	<b>Ohio State (MSG)</b>	<b>61-64</b>
Win vs. #4	12-7-06	Alabama (H)	99-85
Loss vs. #4	3-15-13	(24) Louisville (MSG)*	57-69
Win vs. #5	2-12-09	Louisville (H)	90-57
Loss vs. #5	1-1-11	(15) Syracuse (A)	58-70
Win vs. #6	11-25-08	(8) Texas (LC)!	81-80
Loss vs. #6	1-6-03	(5) Pittsburgh (A)	55-72
Win vs. #7	1-4-14	<b>Duke (H)</b>	<b>79-77</b>
Loss vs. #7	3-12-10	West Virginia (MSG)*	51-53
Win vs. #8	11-29-12	Kentucky (H)	64-50
Loss vs. #8	3-9-13	(24) Louisville (A)	57-73
Win vs. #9	12-29-10	(15) Georgetown (H)	69-55
Loss vs. #9	2-4-13	(25) Syracuse (A)	47-63
Win vs. #10	2-21-01	(18) Boston College (H)	76-75
Loss vs. #10	1-2-10	Connecticut (A)	70-82
Win vs. #11	2-9-13	(25) Louisville (H) (5ot)	104-101
Loss vs. #11	2-27-12	(20) Georgetown (A)	41-59
Win vs. #12	3-14-13	(24) Marquette (MSG)*	73-65
Loss vs. #12	3-4-03	Syracuse (A)	88-92
Win vs. #13	12-2-02	Marquette (H)	92-71
Loss vs. #13	2-28-08	(17) Louisville (A)	85-90
Win vs. #14	12-5-87	Louisville (BFC)	69-54
Loss vs. #14	3-11-11	(4) Louisville (MSG)* (ot)	77-83
Win vs. #15	2-4-12	Marquette (H)	76-59
Loss vs. #15	2-7-09	UCLA (A)	63-89
Win vs. #16	3-5-11	(8) Connecticut (A)	70-67
Loss vs. #16	1-18-03	(10) Kentucky (A)	73-88
Win vs. #17	3-7-70	(15) Ohio U. (D)\$	112-82
Loss vs. #17	1-14-12	Connecticut (H)	53-67
Win vs. #18	1-26-08	Villanova (A)	90-80
Loss vs. #18	12-17-11	Indiana (CC)	58-69
Win vs. #19	2-28-11	(8) Villanova (H)	93-72
Loss vs. #19	11-30-11	Gonzaga (A)	53-73

Win vs. #20	2-18-13	(25) Pittsburgh (A)	51-42
Loss vs. #20	1-12-09	(12) Louisville (A)	73-87
Win vs. #21	1-7-13	(17) Cincinnati (A)	66-60
Loss vs. #21	11-21-11	Missouri (KC)	58-87
Win vs. #22	12-27-11	Pittsburgh (H)	72-59
Loss vs. #22	3-2-13	(21) Marquette (A)	64-72
Win vs. #23	12-3-06	Maryland (VC)@	81-74
Loss vs. #23	12-3-13	<b>Iowa (A)</b>	<b>93-98</b>
Win vs. #24	1-29-12	Connecticut (A)	50-48
Loss vs. #24	3-5-05	Pittsburgh (H)	77-85
Win vs. #25	3-10-11	(4) Cincinnati (MSG)*	89-51
Loss vs. #25	3-13-08	Marquette (MSG)*	79-89

### Event/Location Notes

\$ - NCAA Tournament

\* - BIG EAST Tournament

! - Maui Invitational

^ - SEC/BIG EAST Invitational

@ - BB&T Classic

(H) - Home

(A) - Away

(LC) - Lahaina Civic Center (Maui)

(MCI) - MCI Center (Washington, D.C.)

(MSG) - Madison Square Garden (New York, N.Y.)

(KC) - Kansas City, Mo.

(D) - Dayton, Ohio

(BFC) - Big Four Classic (Indianapolis, Ind.)

(FH) - Freedom Hall (Louisville, Ky.)

(PC) - Pepsi Center (Denver, Colo.)

(SA) - Spokane Arena (Spokane, Wash.)

(VC) - Verizon Center (Washington, D.C.)

(CC) - Crossroads Classic (Indianapolis, Ind.)

*Note - Number before opponent indicates Notre Dame's AP ranking at the time of the game*

***Bold italics*** indicates result from this season



# THE MIKE BREY FILE



- 2012 Jim Phelan National Coach of the Year
- 2011 AP, Basketball Times & Henry Iba Coach of the Year
- 2007, 2008 & 2011 BIG EAST Coach of the Year
- Record at Notre Dame (14th season): 299-154 (.660)
- Overall Record (19th season): 398-206 (.659)
- Fourth-most wins in BIG EAST History (146)
- 2014 George Washington University Athletics Hall of Fame Inductee

## WHAT HIS TEAMS HAVE DONE

- 11 NCAA Tournament Appearances (9 at Notre Dame)
- 16 Total Postseason Appearances
  - Notre Dame: 9 NCAA, 4 NIT
  - Delaware: 2 NCAA, 1 NIT
- 3 BIG EAST Players of the Year
  - (Troy Murphy '01 / Luke Harangody '08 / Ben Hansbrough '11)
- 11 First-Team All-BIG EAST Honorees

## NOTRE DAME SEASON-BY-SEASON UNDER MIKE BREY

	Overall	BIG EAST/ACC (regular season)	BIG EAST/ACC Tournament	Postseason
2000-01 (BE)	20-10	11-5 (1st place-West Division)	0-1 (Quarterfinals)	NCAA: 1-1 (Second Round)
2001-02 (BE)	22-11	10-6 (2nd place-West Division)	1-1 (Semifinals)	NCAA: 1-1 (Second Round)
2002-03 (BE)	24-10	10-6 (t-3rd place-West Division)	0-1 (Quarterfinals)	NCAA: 2-1 (Sweet 16)
2003-04 (BE)	19-13	9-7 (7th place)	1-1 (Quarterfinals)	NIT: 2-1 (Quarterfinals)
2004-05 (BE)	17-12	9-7 (6th place)	0-1 (First Round)	NIT: 0-1 (First Round)
2005-06 (BE)	16-14	6-10 (t-11th place)	0-1 (First Round)	NIT: 1-1 (Second Round)
2006-07 (BE)	24-8	11-5 (4th place)	1-1 (Semifinals)	NCAA: 0-1 (First Round)
2007-08 (BE)	25-8	14-4 (t-2nd place)	0-1 (Quarterfinals)	NCAA: 1-1 (Second Round)
2008-09 (BE)	21-15	8-10 (t-9th place)	1-1 (Second Round)	NIT: 3-1 (Semifinals)
2009-10 (BE)	23-12	10-8 (t-7th place)	2-1 (Semifinals)	NCAA: 0-1 (First Round)
2010-11 (BE)	27-7	14-4 (2nd place)	1-1 (Semifinals)	NCAA: 1-1 (Third Round)
2011-12 (BE)	22-12	13-5 (3rd place)	1-1 (Semifinals)	NCAA: 0-1 (Second Round)
2012-13 (BE)	25-10	11-7 (t-5th place)	2-1 (Semifinals)	NCAA: 0-1 (Second Round)
2013-14 (ACC)	14-12	5-8		
<b>Totals</b>	<b>299-154 (.660)</b>	<b>BIG EAST: 136-84 (.618)</b> <b>ACC: 5-8 (.385)</b>	<b>BIG EAST: 10-13 (.435)</b> <b>ACC: 0-0 (.000)</b>	<b>NCAA: 6-9 (.400)</b> <b>NIT: 6-4 (.600)</b>

## IRISH UNDER MIKE BREY

IN OVERTIME	IN GAMES DECIDED BY ...	VS. RANKED OPPONENTS	ON THE ROAD			
at Georgetown (2/9/02) ..... W, 116-111 (4ot)	1 point.....12-11	2013-14..... 1-3	Away Neutral Overall			
at Boston College (1/25/03) ..... W, 101-96	2 points ..... 9-12	2012-13..... 5-4	2013-14	1-6	1-1	2-7
vs. Georgetown (2/1/03) ..... W, 93-92 (2ot)	3 points ..... 19-18	2011-12 ..... 5-5	2012-13	4-5	3-4	7-9
at Pittsburgh (1/4/06) ..... L, 97-100 (2ot)	4 points ..... 10-10	2010-11 ..... 8-3	2011-12	5-5	1-6	6-11
vs. Georgetown (1/24/06) ..... L, 82-85 (2ot)	5 points ..... 9-9	2009-10 ..... 4-4	2010-11	5-4	5-3	10-7
at Louisville (2/4/06) ..... L, 86-89	6 points ..... 15-7	2008-09..... 3-9	2009-10	3-6	3-3	6-9
at Connecticut (2/21/06) ..... L, 74-75	7 points ..... 19-12	2007-08..... 2-6	2008-09	3-8	3-4	6-12
at Michigan (3/20/06) ..... L, 84-87 (2ot)	8 points ..... 11-12	2006-07..... 4-2	2007-08	5-4	3-4	8-8
vs. Providence (1/31/08)..... W, 81-74	9 points ..... 11-5	2005-06..... 1-7	2006-07	3-5	3-3	6-8
at Louisville (1/12/09)..... L, 73-87	10 points ..... 14-6	2004-05..... 2-5	2005-06	4-7	0-2	4-9
at Louisville (2/17/10) ..... L, 89-91 (2ot)	11-15 points ..... 59-31	2003-04 ..... 2-8	2004-05	4-6	0-1	4-7
at Marquette (3/6/10)..... W, 63-60	16-20 points ..... 32-17	2002-03 ..... 5-6	2003-04	6-5	2-1	8-6
vs. Georgia (11/25/10) ..... W, 89-83 (2ot)	21-30 points ..... 39-4	2001-02 ..... 3-6	2002-03	4-5	6-3	10-8
vs. Louisville (2/9/11) ..... W, 89-79	31-40 points ..... 29-0	2000-01 ..... 4-3	2001-02	8-4	5-3	13-7
vs. Louisville (3/11/11) ..... L, 77-83	41-50 points ..... 11-0	<b>Total ..... 49-71</b>	2000-01	6-4	2-2	8-6
at Louisville (1/7/12) ..... W, 67-65 (2ot)	50+points ..... 0-0		<b>Totals</b>	<b>61-74</b>	<b>37-40</b>	<b>98-114</b>
at Villanova (2/18/12) ..... W, 74-70	<b>Total ..... 299-154</b>					
vs. USF (3/8/12)..... W, 57-53						
vs. Saint Joseph's (11/16/12).... L, 70-79						
at DePaul (2/2/13) ..... W, 79-71						
vs. Louisville (2/9/13)..... W, 104-101 (5ot)						
vs. DePaul (2/13/13)..... W, 82-78						
vs. Canisius (12/29/13)..... W, 87-81						
vs. Boston College (2/1/14)..... W, 76-73						
vs. Clemson (2/11/14)..... W, 68-64 (2ot)						
<b>Total ..... 16-9 (.640)</b>						



# Notre Dame Highs & Lows Under Mike Brey

## Notre Dame – Team Game Highs (1st Half)

Points.....	62 vs. Loyola-Chicago (11/22/00)
.....	62 vs. Georgia Southern (11/12/10)*
Field Goals Made.....	24 vs. IPFW (11/10/06)*
.....	24 vs. Syracuse (1/30/07)
Field Goals Attempted.....	43 vs. New Hampshire (11/16/01)*
.....	43 vs. Syracuse (1/30/07)
Field Goal Percentage.....	75.0% (18-24) vs. West Virginia (1/9/10)*
3 PT Field Goals Made.....	14 vs. South Dakota (12/2/08)*
3 PT Field Goals Attempted.....	23 vs. South Dakota (12/2/08)*
3 PT Field Goals Percentage.....	85.7% (6-7) vs. West Virginia (1/9/10)*
Free Throws Made.....	18 vs. Liberty (11/22/09)*
.....	18 vs. Maine (11/22/10)*
Free Throws Attempted.....	24 vs. Liberty (11/22/09)*
Free Throw Percentage.....	100.0% on 31 occasions
Total Rebounds.....	32 vs. Chicago State (11/17/10)*
Offensive Rebounds.....	15 vs. Savannah State (12/22/08)*
Defensive Rebounds.....	24 vs. Northern Illinois (12/8/07)*
Assists.....	19 vs. Canisius (12/19/00)*
Steals.....	12 vs. New Hampshire (11/16/01)*
Blocked Shots.....	13 vs. Belmont (11/17/02)*
Turnovers.....	14 on three occasions
Fouls.....	13 vs. St. John's (1/16/11)

## Notre Dame – Team Game Highs (2nd Half)

Points.....	68 vs. Georgetown (4OT) (2/9/02)
Field Goals Made.....	24 vs. Pittsburgh (1/4/06)
.....	24 vs. Army (11/24/13)*
Field Goals Attempted.....	63 vs. Georgetown (4OT) (2/9/02)
Field Goal Percentage.....	75.0% (18-24) vs. Niagara (12/21/12)*
.....	75.0% (24-32) vs. Army (11/24/13)*
3 PT Field Goals Made.....	11 vs. St. John's (3/6/04)
.....	11 vs. North Carolina (11/26/08)
3 PT Field Goals Attempted.....	24 vs. Pittsburgh (1/4/06)
3 PT Field Goals Percentage.....	83.3% (5-6) vs. BYU (11/17/12)
.....	83.3% (5-6) vs. St. John's (3/5/13)*
Free Throws Made.....	27 vs. Seton Hall (2/18/06)
Free Throws Attempted.....	32 vs. California (11/26/10)
Free Throw Percentage.....	100.0% on seven occasions
Total Rebounds.....	34 vs. Seton Hall (1/8/01)
Offensive Rebounds.....	15 vs. Army (12/19/04)*
Defensive Rebounds.....	25 vs. Sacred Heart (11/18/00)*
Assists.....	19 vs. Army (11/24/13)*
Steals.....	14 vs. New Hampshire (11/16/01)*
Blocked Shots.....	6 on five occasions
Turnovers.....	13 vs. Niagara (12/21/05)*
.....	13 vs. Marquette (1/12/08)
Fouls.....	26 vs. Pittsburgh (1/4/06)

## Notre Dame – Team Game Highs (Total)

Points.....	116 vs. Georgetown (4OT) (2/9/02)
Field Goals Made.....	42 vs. Canisius (12/19/00)*
Field Goals Attempted.....	94 vs. Georgetown (4OT) (2/9/02)
Field Goal Percentage.....	66.7% (34-51) vs. Pittsburgh (1/30/02)*
3 PT Field Goals Made.....	20 vs. Villanova (2/28/11)*#
3 PT Field Goals Attempted.....	44 vs. Canisius (12/22/00)
3 PT Field Goals Percentage.....	72.7% (16-22) vs. Loyola Chicago (11/22/00)*#
Free Throws Made.....	34 vs. Cincinnati (1/15/08)*
Free Throws Attempted.....	49 vs. Louisville (5OT) (2/9/13)*
Free Throw Percentage.....	100% (5-5) vs. Illinois (3/22/03)
.....	100% (19-19) vs. Villanova (1/8/05)*#
Total Rebounds.....	64 vs. Georgetown (4OT) (2/9/02)
Offensive Rebounds.....	24 vs. Seton Hall (1/8/01)
Defensive Rebounds.....	41 vs. Northern Illinois (12/8/07)*
Assists.....	32 vs. Canisius (12/19/00)*#
Steals.....	26 vs. New Hampshire (11/16/01)*#
Blocked Shots.....	19 vs. Belmont (12/17/02)*#
Turnovers.....	24 vs. Marquette (1/12/08)
Fouls.....	32 vs. Pittsburgh (1/4/06)
.....	32 vs. Louisville (5OT) (2/9/13)*

## Notre Dame – Team Game Lows (1st Half)

Points.....	17 vs. Connecticut (3/3/10)*
.....	17 vs. USF (3/8/12)
Field Goals Made.....	4 vs. St. John's (1/16/11)
.....	4 vs. Indiana (12/17/11)
Field Goals Attempted.....	14 vs. St. John's (1/16/11)
Field Goal Percentage.....	18.8% (6-32) vs. Connecticut (2/21/04)
3 PT Field Goals Made.....	0 seven occasions
3 PT Field Goals Attempted.....	3 at DePaul (2/2/13)
3 PT Field Goals Percentage.....	0.0% on seven occasions
Free Throws Made.....	0 on 15 occasions
Free Throws Attempted.....	0 on nine occasions
Free Throw Percentage.....	0.0% on 15 occasions
Total Rebounds.....	9 vs. UCF (12/6/09)*
.....	9 vs. Pittsburgh (3/11/10)
Offensive Rebounds.....	0 vs. West Virginia (1/9/10)*
.....	0 vs. USF (3/8/12)
Defensive Rebounds.....	6 vs. Louisville (2/17/10)
.....	6 vs. Saint Joseph's (11/16/12)
Assists.....	1 vs. Villanova (1/27/07)*
Steals.....	0 on 14 occasions
Blocked Shots.....	0 on 57 occasions
Turnovers.....	0 vs. DePaul (1/23/10)*
Fouls.....	0 vs. Samford (12/30/04)*

## Notre Dame – Team Game Lows (2nd Half)

Points.....	18 vs. Pittsburgh (3/11/10)
Field Goals Made.....	5 vs. West Virginia (1/9/10)*
.....	5 vs. Pittsburgh (3/11/10)
Field Goals Attempted.....	13 vs. Pittsburgh (3/11/10)
Field Goal Percentage.....	21.4% (6-28) vs. Harvard (11/19/04)*
3 PT Field Goals Made.....	0 on seven occasions
3 PT Field Goals Attempted.....	2 vs. Rutgers (2/6/11)*
3 PT Field Goals Percentage.....	0.0% on seven occasions
Free Throws Made.....	0 vs. Pittsburgh (1/12/04)
.....	0 vs. Indiana (11/24/08)
.....	0 vs. Old Dominion (3/18/10)
Free Throws Attempted.....	0 vs. Indiana (11/24/08)
.....	0 vs. Old Dominion (3/18/10)
Free Throw Percentage.....	0.0% on four occasions
Total Rebounds.....	7 vs. Rutgers (3/1/03)
Offensive Rebounds.....	0 vs. Niagara (12/21/12)*
.....	0 vs. Ohio State (12/21/13)
Defensive Rebounds.....	4 vs. Rutgers (3/1/03)
Assists.....	0 vs. Harvard (11/19/04)
Steals.....	0 on 15 occasions
Blocked Shots.....	0 on 48 occasions
Turnovers.....	0 vs. West Virginia (3/10/04)
.....	0 vs. Cincinnati (3/10/11)
Fouls.....	3 on five occasions

## Notre Dame – Team Game Lows (Total)

Points.....	41 vs. Washington State (3/22/08)
.....	41 vs. Georgetown (2/27/12)
Field Goals Made.....	13 on three occasions
Field Goals Attempted.....	34 vs. Pittsburgh (3/11/10)
Field Goal Percentage.....	24.5% (13-53) vs. Washington State (3/22/08)
3 PT Field Goals Made.....	1 on four occasions
3 PT Field Goals Attempted.....	8 at Pittsburgh (2/3/01)
3 PT Field Goals Percentage.....	5.0% (1-20) vs. California (11/26/10)
Free Throws Made.....	1 vs. Connecticut (2/28/09)
Free Throws Attempted.....	3 vs. Old Dominion (3/18/10)
Free Throw Percentage.....	20.0% (1-5) vs. Connecticut (2/28/09)
Total Rebounds.....	21 vs. Rutgers (3/1/03)
.....	21 vs. Xavier (3/16/12)
Offensive Rebounds.....	3 on three occasions
Defensive Rebounds.....	14 on three occasions
Assists.....	6 vs. Mississippi (3/18/01)
.....	6 vs. Gonzaga (11/30/11)
Steals.....	1 on five occasions
Blocked Shots.....	0 on 13 occasions
Turnovers.....	2 vs. DePaul (1/23/10)*
Fouls.....	6 on three occasions

\* - Indicates game played at the Purcell Pavilion, Notre Dame, Ind.

# - Indicates school record



## Opponent Highs & Lows Under Mike Brey

### Opponent – Team Game Highs (1st Half)

Points	53, Arizona (3/27/03)
Field Goals Made	23, Arizona (3/27/03)
Field Goals Attempted	44, Georgetown (3/4/01)*
Field Goal Percentage	66.7% (16-24), Louisville (3/9/13)
3 PT Field Goals Made	9, Syracuse (1/11/06)*
3 PT Field Goals Attempted	9, Lehigh (11/27/06)*
3 PT Field Goal Percentage (min. 5 att.)	19, Syracuse (1/11/06)*
Free Throws Made	81.8% (9-11), Lehigh (11/26/06)*
Free Throws Attempted	14, Sacred Heart (11/18/00)*
Free Throw Percentage	19, Sacred Heart (11/18/00)*
Total Rebounds	100.0%, on 41 occasions
Offensive Rebounds	33, Connecticut (2/21/04)
Defensive Rebounds	16, Northern Illinois (11/24/03)*
Assists	21, on six occasions
Steals	15, Seton Hall (2/11/10)
Blocked Shots	9, Miami (Fla.) (2/23/02)
Turnovers	9, Marquette (1/12/08)
Fouls	10, Connecticut (2/21/04)
	16, Loyola (Chicago) (11/22/00)*
	16, on four occasions

### Opponent – Team Game Highs (2nd Half)

Points	68, Georgetown (4 OT) (2/9/02)
Field Goals Made	21, Syracuse (2/24/08)*
Field Goals Attempted	49, Syracuse (2/24/08)*
Field Goal Percentage	68.2% (15-22), American (12/21/03)*
3 PT Field Goals Made	9, on three occasions
3 PT Field Goals Attempted	22, Tennessee Tech (12/17/00)*
3 PT Field Goal Percentage	100.0% on three occasions
Free Throws Made	24, Pittsburgh (2 OT) (1/4/06)
Free Throws Attempted	39, Pittsburgh (2 OT) (1/4/06)
Free Throw Percentage	100.0% on 13 occasions
Total Rebounds	38, Georgetown (4 OT) (2/9/02)
Offensive Rebounds	16, Syracuse (2/24/08)*
Defensive Rebounds	27, Georgetown (4 OT) (2/9/02)
Assists	19, Pittsburgh (2 OT) (1/4/06)
Steals	9, on two occasions
Blocked Shots	11, Georgetown (4 OT) (2/9/02)
Turnovers	15, New Hampshire (11/16/01)*
Fouls	20, Seton Hall (2/18/06)
	20, Rutgers (2/6/11)

### Opponent – Team Game Highs (Total)

Points	111, Georgetown (4 OT) (2/9/02)
Field Goals Made	41, Syracuse (3/4/03)*
Field Goals Attempted	82, Syracuse (2/24/08)*
Field Goal Percentage	63.0% (29-46), American (12/21/03)*
3 PT Field Goals Made	14, Texas (12/7/02)
3 PT Field Goals Attempted	14, Lehigh (11/27/06)*
3 PT Field Goal Percentage	37, West Virginia (1/9/10)*
Free Throws Made	73.7% (14-19), Lehigh (11/27/06)*
Free Throws Attempted	35, Louisville (2OT) (2/17/10)
Free Throw Percentage (min. 8 att.)	48, Louisville (5OT) (2/9/13)*
Total Rebounds	100%, on four occasions
Offensive Rebounds	59, Connecticut (2/21/04)
Defensive Rebounds	27, Loyola (Chicago) (11/22/00)*
Assists	42, Connecticut (1/24/09)*
Steals	30, Pittsburgh (2 OT) (1/4/06)
Blocked Shots	13, Niagara (12/21/05)*
Turnovers	13, North Carolina (2/8/14)*
Fouls	19, Connecticut (OT) (2/21/06)
	30, New Hampshire (11/16/01)*
	34, Louisville (5OT) (2/9/13)*

### Opponent – Team Game Lows (1st Half)

Points	5, California (11/26/10)
Field Goals Made	2, California (11/26/10)
Field Goals Attempted	18, Georgetown (2/27/10)
Field Goal Percentage	8.0% (2-25), California (11/26/10)
3 PT Field Goals Made	0, on 20 occasions
3 PT Field Goals Attempted	1, Marquette (3/14/13)
3 PT Field Goal Percentage	0.0%, on 20 occasions
Free Throws Made	0, on 34 occasions
Free Throws Attempted	0, on 18 occasions
Free Throw Percentage	0.0%, on 35 occasions
Total Rebounds	7, Georgetown (2/27/10)
Offensive Rebounds	7, Maine (11/22/10)*
Defensive Rebounds	0, Lafayette (11/14/06)
Assists	5, on three occasions
Steals	1, California (11/26/10)
Blocked Shots	0, on 18 occasions
Turnovers	0, on 55 occasions
Fouls	1, on eight occasions
	1, on three occasions

### Opponent – Team Game Lows (2nd Half)

Points	8, Monmouth (11/16/07)
Field Goals Made	3, Monmouth (11/16/07)
Field Goals Attempted	17, Boston College (2/1/14)*
Field Goal Percentage	13.0% (3-23), Monmouth (11/16/07)
3 PT Field Goals Made	0, on 18 occasions
3 PT Field Goals Attempted	2, Connecticut (2/28/09)
3 PT Field Goal Percentage	0.0% on 18 occasions
Free Throws Made	0, on five occasions
Free Throws Attempted	1, on three occasions
Free Throw Percentage	0.0%, on five occasions
Total Rebounds	6, Marquette (3/6/10)
Offensive Rebounds	6, Kennesaw State (12/19/12)*
Defensive Rebounds	0, on three occasions
Assists	3, on three occasions
Steals	1 on three occasions
Blocked Shots	0, on 13 occasions
Turnovers	0, on 51 occasions
Fouls	0, West Virginia (3/10/04)
	0, Pittsburgh (1/31/09)
	2, Connecticut (2/21/05)

### Opponent – Team Game Lows (Total)

Points	33, Monmouth (11/16/07)
Field Goals Made	12, Bucknell (11/22/02)*
Field Goals Attempted	35, Rutgers (3/1/03)
Field Goal Percentage	21.1% (12-57), Bucknell (11/22/02)*
3 PT Field Goals Made	0, Pittsburgh (2/18/13)
3 PT Field Goals Attempted	7, Seton Hall (2/5/03)
3 PT Field Goal Percentage	7, Indiana (12/17/11)
Free Throws Made	0.0% (0-8), Pittsburgh (2/18/13)
Free Throws Attempted	0, Charleston Southern (11/26/04)*
Free Throw Percentage	0, Charleston Southern (11/26/04)*
Total Rebounds	0.0% (0-0), Charleston Southern (11/26/04)*
Offensive Rebounds	17, Kennesaw State (12/19/12)*
Defensive Rebounds	3, on three occasions
Assists	11, Kennesaw State (12/19/12)*
Steals	11, USF (1/26/13)
Blocked Shots	4, USF (1/10/12)*
Turnovers	4, Seton Hall (1/25/12)
Fouls	1, on seven occasions
	0, on 19 occasions
	3 on three occasions
	7, Connecticut (1/24/09)*
	7, Connecticut (2/28/09)

\* - Indicates games played at Purcell Pavilion (Notre Dame, Ind.)



## Notre Dame Highs & Lows In An ACC Game

### Notre Dame – Team Game Highs (1st Half)

Points	39 vs. Virginia Tech (1/19/14)*
Field Goals Made	15 on three occasions
Field Goals Attempted	38 vs. Georgia Tech (1/11/14)
Field Goal Percentage	55.6% (15-27) vs. Boston College (2/16/14)
3 PT Field Goals Made	4 on three occasions
3 PT Field Goals Attempted	13 vs. Florida State (1/21/14)
3 PT Field Goals Percentage	75.0% (3-4) vs. Boston College (2/16/14)
Free Throws Made	9 vs. Virginia Tech (1/19/14)*
Free Throws Attempted	11 vs. Virginia Tech (1/19/14)*
Free Throw Percentage	100.0% on three occasions
Total Rebounds	24 vs. Duke (1/4/14)*
Offensive Rebounds	11 vs. North Carolina State (1/7/14)*
Defensive Rebounds	16 vs. Duke (1/4/14)*
Assists	7 on four occasions
Steals	6 vs. Virginia Tech (1/19/14)*
Blocked Shots	3 vs. Duke (1/4/14)*
Turnovers	3 vs. North Carolina State (1/7/14)*
Fouls	13 vs. Virginia (1/28/14)*
	9 vs. Georgia Tech (1/11/14)
	9 vs. Virginia Tech (1/19/14)*

### Notre Dame – Team Game Highs (2nd Half)

Points	44 vs. Duke (1/4/14)*
Field Goals Made	16 on three occasions
Field Goals Attempted	36 vs. North Carolina State (1/7/14)*
Field Goal Percentage	62.5% (15-24) vs. Duke (1/4/14)*
3 PT Field Goals Made	5 vs. North Carolina State (1/7/14)*
3 PT Field Goals Attempted	5 vs. Virginia Tech (1/19/14)*
3 PT Field Goals Percentage	17 vs. Virginia Tech (1/19/14)*
3 PT Field Goals Percentage	50.0% (3-6) vs. Duke (1/4/14)*
Free Throws Made	11 vs. Duke (1/4/14)*
Free Throws Attempted	18 vs. Duke (1/4/14)*
Free Throw Percentage	18 vs. Maryland (1/15/14)
Total Rebounds	77.8% (7-9) vs. Georgia Tech (1/11/14)
Offensive Rebounds	24 vs. North Carolina State (1/7/14)*
Defensive Rebounds	10 vs. North Carolina State (1/7/14)*
Assists	10 vs. Boston College (2/1/14)*
Steals	20 vs. Clemson (2/11/14)*
Blocked Shots	11 vs. Duke (1/4/14)*
Turnovers	4 vs. Georgia Tech (1/11/14)
Fouls	4 vs. Virginia Tech (1/19/14)*
	3 on three occasions
	8 on four occasions
	16 vs. Maryland (1/15/14)

### Notre Dame – Team Game Highs (Total)

Points	79 vs. Duke (1/4/14)*
Field Goals Made	30 vs. Duke (1/4/14)*
Field Goals Attempted	70 vs. Georgia Tech (1/11/14)
Field Goal Percentage	52.6% (30-57) vs. Duke (1/4/14)*
3 PT Field Goals Made	9 vs. Virginia Tech (1/19/14)*
3 PT Field Goals Attempted	9 vs. Boston College (2/1/14)*
3 PT Field Goals Percentage	28 vs. Virginia Tech (1/19/14)*
3 PT Field Goals Percentage	50.0% (6-12) vs. Duke (1/4/14)*
Free Throws Made	13 on three occasions
Free Throws Attempted	24 vs. Duke (1/4/14)*
Free Throw Percentage	24 vs. North Carolina State (1/7/14)*
Total Rebounds	77.8% (7-9) vs. Georgia Tech (1/11/14)
Offensive Rebounds	43 vs. Clemson (2/11/14)*
Defensive Rebounds	15 vs. Boston College (2/1/14)*
Assists	29 vs. Clemson (2/11/14)*
Steals	18 vs. Duke (1/4/14)*
Blocked Shots	10 vs. Virginia Tech (1/19/14)*
Turnovers	6 vs. Duke (1/4/14)*
Fouls	6 vs. Duke (1/7/14)*
	20 vs. Virginia (1/28/14)*
	22 vs. Maryland (1/15/14)

### Notre Dame – Team Game Lows (1st Half)

Points	18 vs. Syracuse (2/3/14)
Field Goals Made	7 vs. Syracuse (2/3/14)
Field Goals Attempted	19 vs. Virginia (1/28/14)*
Field Goal Percentage	30.4% (7-23) vs. Syracuse (2/3/14)
3 PT Field Goals Made	1 vs. Wake Forest (1/25/14)
3 PT Field Goals Attempted	1 vs. Syracuse (2/3/14)
3 PT Field Goals Percentage	4 vs. Wake Forest (1/25/14)
Free Throws Made	4 vs. Boston College (2/16/14)
Free Throws Attempted	16.7% (1-6) vs. Syracuse (2/3/14)
Free Throw Percentage	1 vs. North Carolina (2/8/14)*
Total Rebounds	2 vs. Maryland (1/15/14)
Offensive Rebounds	33.3% (2-6) vs. Duke (1/4/14)*
Defensive Rebounds	10 vs. Virginia (1/28/14)*
Assists	2 vs. North Carolina (2/8/14)*
Steals	7 vs. Florida State (1/21/14)
Blocked Shots	3 vs. Wake Forest (1/25/14)
Turnovers	3 vs. Syracuse (3/4/14)
Fouls	1 on four occasions
	0 on six occasions
	2 vs. Georgia Tech (1/11/14)
	4 vs. Boston College (2/1/14)*
	4 vs. Syracuse (2/3/14)

### Notre Dame – Team Game Lows (2nd Half)

Points	22 vs. Clemson (2/11/14)*
Field Goals Made	8 vs. Clemson (2/11/14)*
Field Goals Attempted	24 vs. Clemson (2/11/14)*
Field Goal Percentage	33.3% (12-36) vs. North Carolina State (1/7/14)*
3 PT Field Goals Made	33.3% (8-24) vs. Clemson (2/11/14)*
3 PT Field Goals Attempted	0 vs. Clemson (2/11/14)*
3 PT Field Goals Percentage	6 vs. Duke (1/4/14)*
Free Throws Made	6 vs. Clemson (2/11/14)*
Free Throws Attempted	0.0% (0-6) vs. Clemson (2/11/14)*
Free Throw Percentage	4 on three occasions
Total Rebounds	6 vs. Georgia Tech (1/11/14)
Offensive Rebounds	6 vs. Clemson (2/11/14)*
Defensive Rebounds	50.0% (9-18) Duke (1/15/14)
Assists	10 vs. Virginia Tech (1/19/14)*
Steals	3 vs. Duke (1/4/14)*
Blocked Shots	3 vs. Virginia Tech (1/19/14)*
Turnovers	7 vs. Virginia Tech (1/19/14)*
Fouls	7 vs. Boston College (2/1/14)*
	5 vs. Maryland (1/15/14)
	5 vs. Wake Forest (1/25/14)
	0 vs. Boston College (2/16/14)
	0 on three occasions
	2 on three occasions
	7 vs. Florida State (1/21/14)

### Notre Dame – Team Game Lows (Total)

Points	53 vs. Virginia (1/28/14)*
Field Goals Made	20 vs. Virginia (1/28/14)*
Field Goals Attempted	47 vs. Virginia (1/28/14)*
Field Goal Percentage	40.0% (28-70) vs. Georgia Tech (1/11/14)
3 PT Field Goals Made	2 vs. Wake Forest (1/25/14)
3 PT Field Goals Attempted	2 vs. Clemson (2/11/14)*
3 PT Field Goals Percentage	12 vs. Duke (1/4/14)*
Free Throws Made	12.5% (2-16) vs. Wake Forest (1/25/14)
Free Throws Attempted	6 vs. North Carolina (2/8/14)*
Free Throw Percentage	10 vs. North Carolina (2/8/14)*
Total Rebounds	55.0% (11-20) vs. Maryland (1/15/14)
Offensive Rebounds	29 vs. Florida State (1/21/14)
Defensive Rebounds	9 vs. Wake Forest (1/25/14)
Assists	17 vs. Florida State (1/21/14)
Steals	8 vs. Wake Forest (1/25/14)
Blocked Shots	2 vs. North Carolina State (1/7/14)*
Turnovers	0 on three occasions
Fouls	5 vs. Wake Forest (1/25/14)
	14 vs. Florida State (1/21/14)
	14 vs. Virginia (1/28/14)*

\* - Indicates game played at the Purcell Pavilion, Notre Dame, Ind.



## Opponent Highs & Lows In An ACC Game

### Opponent – Team Game Highs (1st Half)

Points.....	41, Florida State (1/21/14)
Field Goals Made.....	16, Florida State (1/21/14)
Field Goals Attempted.....	34, Duke (1/4/14)*
.....	34, Maryland (1/15/14)
Field Goal Percentage.....	64.0% (16-25), Florida State (1/21/14)
3 PT Field Goals Made.....	8, Duke (1/4/14)*
3 PT Field Goals Attempted.....	16, Duke (1/4/14)*
.....	16, Maryland (1/15/14)
3 PT Field Goal Percentage (min. 5 att.).....	71.4% (5-7), Florida State (1/21/14)
Free Throws Made.....	9, North Carolina State (1/7/14)*
Free Throws Attempted.....	12, North Carolina State (1/7/14)*
Free Throw Percentage.....	75.0% on three occasions
Total Rebounds.....	23, North Carolina State (1/7/14)*
.....	23, Georgia Tech (1/11/14)
Offensive Rebounds.....	13, Maryland (1/15/14)
Defensive Rebounds.....	16, Georgia Tech (1/11/14)
Assists.....	10, Virginia (1/28/14)*
.....	10, Boston College (2/16/14)
Steals.....	8, Virginia (1/28/14)*
Blocked Shots.....	4 on five occasions
Turnovers.....	10, Virginia Tech (1/19/14)*
Fouls.....	10, Virginia Tech (1/19/14)*

### Opponent – Team Game Highs (2nd Half)

Points.....	49, Maryland (1/15/14)
Field Goals Made.....	15, Virginia Tech (1/19/14)*
.....	15, North Carolina (2/8/14)*
Field Goals Attempted.....	44, Clemson (2/11/14)*
Field Goal Percentage.....	62.5% (15-24), Virginia Tech (1/19/14)*
3 PT Field Goals Made.....	4 on four occasions
3 PT Field Goals Attempted.....	18, Clemson (2/11/14)*
3 PT Field Goal Percentage.....	57.1% (4-7), Syracuse (2/4/14)
Free Throws Made.....	17, Maryland (1/15/14)
Free Throws Attempted.....	20, North Carolina State (1/7/14)*
.....	20, Maryland (1/15/14)
Free Throw Percentage.....	94.1% (16-17), Duke (1/4/14)*
Total Rebounds.....	27, Clemson (2/11/14)*
Offensive Rebounds.....	10, Clemson (2/11/14)*
Defensive Rebounds.....	17, Virginia Tech (1/19/14)*
.....	17, Clemson (2/11/14)*
Assists.....	9, Georgia Tech (1/11/14)
.....	9, North Carolina (2/8/14)*
Steals.....	8, North Carolina (2/8/14)*
Blocked Shots.....	4, North Carolina State (1/7/14)*
Turnovers.....	7, Virginia Tech (1/19/14)*
Fouls.....	12, Duke (1/4/14)*
.....	12, Maryland (1/15/14)

### Opponent – Team Game Highs (Total)

Points.....	77, Duke (1/4/14)*
.....	77, North Carolina State (1/7/14)*
Field Goals Made.....	29, Florida State (1/21/14)
Field Goals Attempted.....	70, Clemson (2/11/14)*
Field Goal Percentage.....	58.0% (29-50), Florida State (1/21/14)
3 PT Field Goals Made.....	12, Duke (1/4/14)*
3 PT Field Goals Attempted.....	29, Clemson (2/11/14)*
3 PT Field Goal Percentage.....	62.5% (10-16), Syracuse (2/3/14)
Free Throws Made.....	25, North Carolina State (1/7/14)*
Free Throws Attempted.....	32, North Carolina State (1/7/14)*
Free Throw Percentage (min. 8 att.).....	85.0% (17-20), Duke (1/4/14)*
Total Rebounds.....	41, Georgia Tech (1/11/14)
Offensive Rebounds.....	15, North Carolina (2/8/14)*
Defensive Rebounds.....	29, Wake Forest (1/25/14)
Assists.....	18, Virginia (1/28/14)*
Steals.....	13, North Carolina (2/8/14)
Blocked Shots.....	6 on three occasions
Turnovers.....	17, Virginia Tech (1/19/14)*
Fouls.....	19 on three occasions

### Opponent – Team Game Lows (1st Half)

Points.....	24, Virginia Tech (1/19/14)*
Field Goals Made.....	10 on three occasions
Field Goals Attempted.....	24, Virginia Tech (1/19/14)*
.....	24, Wake Forest (1/25/14)
Field Goal Percentage.....	32.4% (11-34), Maryland (1/15/14)*
3 PT Field Goals Made.....	1, Virginia Tech (1/19/14)*
.....	1, North Carolina (2/8/14)*
3 PT Field Goals Attempted.....	5, Virginia Tech (1/19/14)*
.....	5, Virginia (1/28/14)*
3 PT Field Goal Percentage.....	18.8%, Maryland (1/15/14)
Free Throws Made.....	0, Maryland (1/15/14)
Free Throws Attempted.....	2, Virginia (1/28/14)*
Free Throw Percentage.....	0.0% (0-3), Maryland (1/15/14)
Total Rebounds.....	9, Virginia (1/28/14)*
Offensive Rebounds.....	1, Wake Forest (1/25/14)
Defensive Rebounds.....	6, Virginia (1/28/14)*
Assists.....	3, North Carolina (2/8/14)*
Steals.....	0, Wake Forest (1/25/14)
Blocked Shots.....	1 on three occasions
Turnovers.....	4, Boston College (2/1/14)*
Fouls.....	4, Wake Forest (1/25/14)
.....	4, Boston College (2/1/14)*

### Opponent – Team Game Lows (2nd Half)

Points.....	27, Clemson (2/11/14)*
Field Goals Made.....	9, Boston College (2/1/14)*
Field Goals Attempted.....	17, Boston College (2/1/14)*
Field Goal Percentage.....	31.8% (14-44), Clemson (2/11/14)*
3 PT Field Goals Made.....	1, Boston College (2/16/14)
3 PT Field Goals Attempted.....	5, North Carolina (2/8/14)*
.....	5, Boston College (2/16/14)
3 PT Field Goal Percentage.....	16.7% (3-18), Clemson (2/11/14)*
Free Throws Made.....	6 on four occasions
Free Throws Attempted.....	7, Florida State (1/21/14)
Free Throw Percentage.....	60.0% (6-10), Virginia Tech (1/19/14)*
Total Rebounds.....	10, Boston College (2/1/14)*
Offensive Rebounds.....	2 on three occasions
Defensive Rebounds.....	8, Boston College (2/1/14)*
Assists.....	3, Duke (1/4/14)*
Steals.....	0, Virginia Tech (1/19/14)*
Blocked Shots.....	0, Duke (1/4/14)*
.....	0, Boston College (2/16/14)
Turnovers.....	2, Boston College (2/16/14)
Fouls.....	6, North Carolina State (1/7/14)*
.....	6, Florida State (1/21/14)

### Opponent – Team Game Lows (Total)

Points.....	61, Syracuse (2/3/14)
Field Goals Made.....	21, Syracuse (2/3/14)
Field Goals Attempted.....	47 on three occasions
Field Goal Percentage.....	34.3% (24-70), Clemson (2/11/14)*
3 PT Field Goals Made.....	3, North Carolina (2/8/14)*
3 PT Field Goals Attempted.....	11 on three occasions
3 PT Field Goal Percentage.....	24.1% (7-29), Clemson (2/11/14)*
Free Throws Made.....	7, Virginia (1/28/14)*
Free Throws Attempted.....	13 on three occasions
Free Throw Percentage.....	60.0% (9-15), Virginia Tech (1/19/14)*
Total Rebounds.....	26 on two occasions
Offensive Rebounds.....	3, Wake Forest (1/25/14)
Defensive Rebounds.....	18, Virginia (1/28/14)*
Assists.....	8, Duke (1/4/14)*
.....	8, Clemson (2/11/14)*
Steals.....	1, Wake Forest (1/25/14)
Blocked Shots.....	1, Duke (1/4/14)*
Turnovers.....	6, Duke (1/4/14)*
Fouls.....	11, North Carolina State (1/7/14)*

\* - Indicates games played at Purcell Pavilion (Notre Dame, Ind.)



## The Last Time ...

### Notre Dame recorded a ...

30-Point win .....	was on 12/1/13 - ND 101, Army 67 (34 points)*
40-Point win .....	was on 12/19/11 - ND 106, Sacred Heart 65 (41 points)*
50-Point win .....	was on 12/28/06 - ND 101, Rider 51 (50 points)
30-Point loss .....	was on 1/7/99 - ND 62, Villanova 93 (31 points)*

### Notre Dame shot ...

60% on FGs .....	was on 12/21/12 - 62.0% (31-50) vs. Niagara (ND 89 - Niagara 67)*
65% on FGs .....	was on 1/30/02 - 66.7% (34-51) vs. Pittsburgh (ND 89 - Pittsburgh 76)*
90% on FTs .....	was on 1/26/13 - 90.9% (10-11) vs. USF (ND 73 - USF 65)

### Notre Dame ...

Won 10 games in a row .....	was from 11/17/12 - 1/7/13 (12 straight)
Won 15 games in a row .....	was from 12/31/53 thru 3/9/54 (18 straight)
Won 20 games in a row .....	never
Lost 5 games in a row .....	was from 1/12/09 thru 2/7/09 (7 straight)

### Scored 100 points .....

Scored 100 points on the road .....	was on 2/21/09 (ND 103 - Providence 84)
Scored 100 points at a neutral site .....	was on 3/12/78 (ND 100 - Houston 77) (NCAA First Round, Tulsa, OK)
Scored 100 points and lost .....	was on 3/20/71 (ND 106 - Houston 119) (NCAA Regional Semifinals at Wichita, KS)

Allowed 100 points .....

Scored less than 50 points .....

Allowed less than 50 points .....

Played an Overtime Game .....

Played in a Multi-Overtime Game .....

Won on a "last second" shot .....

Had 5 double figure scorers .....

Jerian Grant 19, Garrick Sherman 19, Zach Auguste 14, Eric Atkins 13, Demetrius Jackson 11

Had 6 double figure scorers .....

Jerian Grant 20, Eric Atkins 19, Pat Connaughton 18, Garrick Sherman 12, Demetrius Jackson 11, Zach Auguste 10

Had 7 double figure scorers .....

Had two double-figure rebounders .....

Had two players with 10 or more assists .....

Had two players with double-doubles ... was on 1/11/14 at Ga. Tech (ND 69 - Ga. Tech 74) Garrick Sherman (13 pts, 12 rebs), Pat Connaughton (10 pts, 10 rebs)

Had three players with double-doubles .....

Had two 30-point scorers .....

Had two 20-point scorers .....

Had three 20-point scorers .....

Made 10 or more three-point field goals .....

Made 20 three-point field goals .....

Made 10 three-point field goals in a half .....

Committed 10 turnovers or less .....

Committed 5 turnovers or less .....

Committed 25 turnovers .....

Forced 25 turnovers .....

### An Irish player had ...

25+ points .....

30+ points .....

35+ points .....

40+ points .....

50+ points .....

15 or more rebounds .....

20 rebounds .....

a double-double .....

a triple-double .....

20 points and 10 rebounds .....

20 points and 20 rebounds .....

20 points and 10 assists .....

10 assists .....

10 blocks .....

10 steals .....

### An opposing player had ...

25+ points .....

30+ points .....

35+ points .....

40+ points .....

50+ points .....

15 rebounds .....

20 rebounds .....

a double-double .....

a triple-double .....

20 points and 10 rebounds .....

20 points and 20 rebounds .....

10 assists .....

10 blocks .....

10 steals .....

\*indicates Notre Dame home game; #school record; @Purcell Pavilion record; **bold italics** indicates result from this season



## The Last Time In An ACC Game ...

### Notre Dame recorded a ...

30-Point win .....	Never
40-Point win .....	Never
50-Point win .....	Never
30-Point loss .....	Never

### Notre Dame shot ...

60% on FGs .....	Never
65% on FGs .....	Never
90% on FTs .....	Never

### Notre Dame ...

Won 10 games in a row .....	Never
Won 15 games in a row .....	Never
Won 20 games in a row .....	Never
Lost 5 games in a row .....	Never
Scored 100 points .....	Never
- Scored 100 points on the road .....	Never
- Scored 100 points at a neutral site .....	Never
- Scored 100 points and lost .....	Never
Allowed 100 points .....	Never
Scored less than 50 points .....	Never
Allowed less than 50 points .....	Never
Played an Overtime Game .....	was on 2/11/14 vs. Clemson (ND 68 - Clemson 64 - 2ot)*
- Played in a Multi-Overtime Game .....	was on 2/11/14 (2OT) vs. Clemson (ND 68 - Clemson 64)*
Won on a "last second" shot .....	was on 2/1/14 vs. Boston College (ND 76 - BC 73 OT - Eric Atkins three-pointer 00:01)*
Had 5 double figure scorers .....	Never
Had 6 double figure scorers .....	Never
Had 7 double figure scorers .....	Never
Had two double-figure rebounders .....	was on 1/21/14 at Florida State (ND 74 - FSU 76) Garrick Sherman 10, Pat Connaughton 10
Had two players with 10 or more assists .....	Never
Had two players with double-doubles .....	was on 1/11/14 at Georgia Tech (ND 69 - Georgia Tech 74) Garrick Sherman (13 pts, 12 rebs), Pat Connaughton (10 pts, 10 rebs)
Had three players with double-doubles .....	Never
Had two 30-point scorers .....	Never
Had two 20-point scorers .....	was on 1/21/14 at Florida State (ND 74 - FSU 76) Eric Atkins - 24, Garrick Sherman - 21
Had three 20-point scorers .....	Never
Made 10 or more three-point field goals .....	Never
Made 20 three-point field goals .....	Never
Made 10 three-point field goals in a half .....	Never
Committed 10 turnovers or less .....	was on 2/16/14 - 7 turnovers vs. Boston College (ND 73 - BC 69)
Committed 5 turnovers or less .....	was on 1/25/14 - 5 turnovers at Wake Forest (ND 58 - WF 76)
Committed 25 turnovers .....	Never
Forced 25 turnovers .....	Never

### An Irish player had ...

25+ points .....	Never
30+ points .....	Never
35+ points .....	Never
40+ points .....	Never
50+ points .....	Never
15 or more rebounds .....	was on 1/7/14 - Garrick Sherman (18) vs. North Carolina State (ND 70 - North Carolina State 77)
20 rebounds .....	Never
a double-double .....	was on 2/11/14 - Zach Auguste (14 pts, 12 rebs) vs. Clemson (ND 68 - Clemson 64 - 2ot)*
a triple-double .....	Never
20 points and 10 rebounds .....	was on 1/21/14 - Garrick Sherman (21 pts, 10 rebs) at Florida State (ND 74 - FSU 76)
20 points and 20 rebounds .....	Never
20 points and 10 assists .....	Never
10 assists .....	was on 1/4/14 - Eric Atkins (11) vs. Duke (ND 79 - Duke 77)*
10 blocks .....	Never
10 steals .....	Never

### An opposing player had ...


25+ points .....	was on 2/11/14 - K.J. McDaniels (30), Clemson (ND 68 - Clemson 64 - 2ot)*
30+ points .....	was on 2/11/14 - K.J. McDaniels (30), Clemson (ND 68 - Clemson 64 - 2ot)*
35+ points .....	Never
40+ points .....	Never
50+ points .....	Never
15 rebounds .....	Never
20 rebounds .....	Never
a double-double .....	was on 2/16/14 - Ryan Anderson (11 pts, 11 rebs), Boston College (ND 73 - BC 69)
a triple-double .....	Never
20 points and 10 rebounds .....	Never
20 points and 20 rebounds .....	Never
10 assists .....	Never
10 blocks .....	Never
10 steals .....	Never

\* - indicates Notre Dame home game



**THE JOURNEY BEGINS**

**ACC 14**



# #0 ERIC ATKINS

**Senior  
Guard**

**6-2 • 182**

**Columbia, Md.**

**Mount Saint Joseph**

## Season & Career Bests

### Points

Season 30 vs. Canisius (12/29/13)  
Career 30 vs. Canisius (12/29/13)

### Rebounds

Season 6 on two occasions  
Career 8 vs. Louisville (1/7/12)

### Assists

Season 11 vs. Duke (1/4/14)  
Career 13 vs. Kennesaw State (12/19/12)

### Steals

Season 4 vs. Army (11/24/13)  
Career 6 vs. St. John's (1/15/13)

### Blocks

Season 1 on four occasions  
Career 1 on 11 occasions

### Field Goals Made

Season 10 vs. Canisius (12/29/13)  
Career 10 vs. Canisius (12/29/13)

### 3-Point Field Goals Made

Season 6 vs. Canisius (12/29/13)  
Career 6 vs. Canisius (12/29/13)

### Free Throws Made

Season 5 on three occasions  
Career 12 vs. Miss. Valley St. (11/12/11)

### Minutes

Season 50 vs. Clemson (2/11/14)  
Career 60 vs. Louisville (2/9/13)

## Games With

	Season	Career
Double Figure Points.....	20.....	69
20-Plus Points .....	5.....	9
30-Plus Points .....	1.....	1
10-Plus Rebounds .....	0.....	0
10-Plus Assists.....	1.....	6
Double-Double .....	1.....	5

## 2013-14 Honors & Awards

- ACC Player of the Week (12/30 & 1/6)
- Bob Cousy Award Candidate
- T-5th nationally in active career assist-to-turnover ratio (2.32)
- 14th nationally in active career assists (559)
- 4th nationally in minutes played per game this season (38:04)
- Notre Dame's fifth member of the 1,000-point, 500-assist club
- 24th all-time at Notre Dame in scoring (1,344 points)
- T-8th in Notre Dame history in games played (127) & T-9th in games started (99)

## 2013-14 Game-By-Game

	MIN	FG-A	3P-A	FT-A	O-D-T	AST	PF	BLK	ST	PTS
MIAMI (OH)*	36	2-8	1-5	5-8	2-3-5	6	1	0	3	10
STETSON*	27	3-6	2-4	0-0	0-2-2	4	0	0	1	8
INDIANA STATE*	39	6-13	2-4	4-6	1-0-1	5	4	0	1	18
SANTA CLARA*	39	6-14	2-5	2-2	1-2-3	5	0	0	1	16
ARMY*	33	5-16	2-6	1-2	3-2-5	5	1	0	4	13
CORNELL*	33	7-16	3-8	2-2	2-4-6	6	2	0	3	19
at Iowa*	36	8-16	4-5	3-5	3-1-4	3	4	0	1	23
DELAWARE*	37	1-4	0-2	0-0	0-1-1	6	2	0	1	2
BRYANT*	36	1-6	1-4	0-0	1-5-6	4	1	1	0	3
NORTH DAKOTA ST.*	40	4-8	0-2	4-5	0-2-2	4	2	0	0	12
vs. Indiana*	38	3-10	1-4	0-0	0-4-4	2	3	1	1	7
vs. Ohio State*	36	3-6	1-3	3-4	0-2-2	1	5	0	1	10
CANISIUS*	45	10-14	6-8	4-6	0-3-3	7	1	0	2	30
DUKE*	38	7-13	0-3	5-8	0-1-1	11	1	1	1	19
NC STATE*	40	5-15	1-8	3-4	2-1-3	5	4	0	0	14
at Georgia Tech*	40	6-13	3-6	5-7	1-1-2	4	1	0	2	20
at Maryland*	37	4-10	2-5	1-2	0-3-3	6	3	1	2	11
VIRGINIA TECH*	35	5-16	1-8	1-3	0-1-1	4	3	0	2	12
at Florida State*	40	9-16	4-8	2-2	1-3-4	5	1	0	1	24
at Wake Forest*	39	6-14	1-5	0-0	2-1-3	6	3	0	1	13
VIRGINIA*	33	2-8	2-5	0-0	0-2-2	3	2	0	0	6
BOSTON COLLEGE*	45	9-17	2-4	4-5	2-1-3	3	1	0	1	24
at Syracuse*	40	3-10	2-7	1-2	1-2-3	6	4	0	2	9
N. CAROLINA*	38	5-15	2-7	0-0	1-1-2	5	3	0	2	12
CLEMSON*	50	6-12	2-5	2-2	0-3-3	6	3	0	3	16
at Boston College*	40	6-12	4-5	0-0	1-4-5	4	3	0	1	16
at Miami										
at Virginia										
GEORGIA TECH										
PITTSBURGH										
at N. Carolina										

\* - indicates game started

## Career Statistics

Season	GP-GS	Min	Avg	FG-A	Pct	3FG-A	Pct	FT-A	Pct	O-D-TOT	Avg	PF-FO	Ast	TO	Blk	Stl	Pts	Avg
2010-11	34-6	863	25.4	61-150	.407	23-66	.348	53-76	.697	16-46-62	1.8	60-0	110	43	1	21	198	5.8
2011-12	32-32	1214	37.9	122-310	.394	45-120	.375	97-136	.713	23-80-103	3.2	55-1	130	71	2	43	386	12.1
2012-13	35-35	1340	38.3	138-314	.439	49-118	.415	68-104	.654	25-65-90	2.6	68-1	193	74	4	48	393	11.2
2013-14	26-26	990	38.1	132-308	.429	51-136	.375	52-75	.693	24-55-79	3.0	58-1	126	53	4	37	367	14.1
<b>TOTAL</b>	<b>127-99</b>	<b>4407</b>	<b>34.7</b>	<b>453-1082</b>	<b>.419</b>	<b>168-440</b>	<b>.382</b>	<b>270-391</b>	<b>.691</b>	<b>88-246-334</b>	<b>2.6</b>	<b>241-3</b>	<b>559</b>	<b>241</b>	<b>11</b>	<b>149</b>	<b>1344</b>	<b>10.6</b>

## Career Conference Statistics

Season	GP-GS	Min	Avg	FG-A	Pct	3FG-A	Pct	FT-A	Pct	O-D-TOT	Avg	PF-FO	Ast	TO	Blk	Stl	Pts	Avg
2010-11	18-5	447	24.8	27-64	.422	11-29	.379	28-38	.737	4-11-15	0.8	34-0	60	22	0	18	93	5.2
2011-12	18-18	710	39.4	69-178	.388	24-77	.312	46-69	.667	13-49-62	3.4	32-1	74	35	1	23	208	11.6
2012-13	18-18	718	39.9	78-178	.438	31-69	.449	36-57	.632	18-31-49	2.7	37-0	90	44	2	24	223	12.4
2013-14	13-13	515	39.6	73-171	.427	26-76	.342	24-35	.686	11-24-35	2.7	32-0	68	30	2	18	196	15.1
<b>TOTAL</b>	<b>67-54</b>	<b>2390</b>	<b>35.7</b>	<b>247-591</b>	<b>.418</b>	<b>92-251</b>	<b>.367</b>	<b>134-199</b>	<b>.673</b>	<b>46-115-161</b>	<b>2.4</b>	<b>135-1</b>	<b>292</b>	<b>131</b>	<b>5</b>	<b>83</b>	<b>720</b>	<b>10.7</b>





# #3 V.J. BEACHEM

**Freshman**  
**Forward**  
**6-8 • 187**  
**Fort Wayne, Ind.**  
**New Haven**

## Season & Career Bests

<b>Points</b>		<b>Field Goals Made</b>	
Season	10 on two occasions	Season	4 on two occasions
Career	10 on two occasions	Career	4 on two occasions
<b>Rebounds</b>		<b>3-Point Field Goals Made</b>	
Season	4 vs. Stetson (11/10/13)	Season	2 vs. Boston College (2/1/14)
Career	4 vs. Stetson (11/10/13)	Career	2 vs. Boston College (2/1/14)
<b>Assists</b>		<b>Free Throws Made</b>	
Season	2 on two occasions	Season	2 on two occasions
Career	2 on two occasions	Career	2 on two occasions
<b>Steals</b>		<b>Minutes</b>	
Season	2 vs. Virginia Tech (1/19/14)	Season	27 vs. Canisius (12/29/13)
Career	2 vs. Virginia Tech (1/19/14)	Career	27 vs. Canisius (12/29/13)
<b>Blocks</b>			
Season	1 on two occasions		
Career	1 on two occasions		

## Games With

	Season	Career
Double Figure Points.....	2.....	2
20-Plus Points .....	0.....	0
30-Plus Points .....	0.....	0
10-Plus Rebounds .....	0.....	0
10-Plus Assists.....	0.....	0
Double-Double .....	0.....	0

## 2013-14 Honors & Awards

## 2013-14 Game-By-Game

	MIN	FG-A	3P-A	FT-A	O-D-T	AST	PF	BLK	ST	PTS
MIAMI (OH)	1	0-0	0-0	0-0	0-0-0	0	1	0	0	0
STETSON	12	1-5	1-3	0-0	1-3-4	0	0	0	1	3
INDIANA STATE	4	0-1	0-1	0-0	0-0-0	0	0	0	0	0
SANTA CLARA	Did Not Play									
ARMY	6	0-0	0-0	0-0	0-0-0	0	0	0	0	0
CORNELL	6	1-2	0-1	0-0	0-0-0	2	0	0	0	2
at Iowa	Did Not Play									
DELAWARE	Did Not Play									
BRYANT	Did Not Play									
NORTH DAKOTA ST.	Did Not Play									
vs. Indiana	1	0-0	0-0	0-0	0-0-0	0	0	0	0	0
vs. Ohio State	0+	0-0	0-0	0-0	0-0-0	0	0	0	0	0
CANISIUS	27	2-9	1-5	1-1	1-0-1	0	1	0	1	6
DUKE	8	1-3	0-1	0-0	0-0-0	0	1	0	0	2
NC STATE	7	0-0	0-0	0-0	0-0-0	2	0	1	0	0
at Georgia Tech	7	0-2	0-2	0-0	0-1-1	0	1	1	0	0
at Maryland	4	0-1	0-1	0-0	0-0-0	0	0	0	0	0
VIRGINIA TECH	18	0-2	0-0	0-0	1-2-3	0	1	0	2	0
at Florida State	2	0-1	0-1	0-0	0-0-0	0	0	0	0	0
at Wake Forest	2	0-3	0-1	0-2	0-0-0	0	0	0	0	0
VIRGINIA	14	1-3	1-2	0-0	1-1-2	1	1	0	0	3
BOSTON COLLEGE	20	4-8	2-5	0-0	0-0-0	0	0	0	0	10
at Syracuse	4	1-2	0-1	0-0	1-1-2	0	0	0	0	2
N. CAROLINA	14	4-7	1-3	1-1	1-0-1	0	3	0	0	10
CLEMSON*	15	1-5	0-3	2-2	1-2-3	0	0	0	0	4
at Boston College	13	1-3	1-1	2-2	0-1-1	0	0	0	0	5
at Miami										
at Virginia										
GEORGIA TECH										
PITTSBURGH										
at N. Carolina										

\* - indicates game started


## Career Statistics

Season	GP-GS	Min	Avg	FG-A	Pct	3FG-A	Pct	FT-A	Pct	O-D-TOT	Avg	PF-FO	Ast	TO	Blk	Stl	Pts	Avg
2013-14	21-1	185	8.6	17-57	.298	7-31	.226	6-8	.750	7-11-18	0.9	9-0	5	6	2	4	47	2.2
TOTAL	21-1	185	8.6	17-57	.298	7-31	.226	6-8	.750	7-11-18	0.9	9-0	5	6	2	4	47	2.2

## Career Conference Statistics

Season	GP-GS	Min	Avg	FG-A	Pct	3FG-A	Pct	FT-A	Pct	O-D-TOT	Avg	PF-FO	Ast	TO	Blk	Stl	Pts	Avg
2013-14	13-1	128	9.8	13-40	.325	5-21	.238	5-7	.714	5-8-13	1.0	7-0	3	5	2	2	36	2.8
TOTAL	12-1	115	9.6	13-40	.325	5-21	.238	5-7	.714	5-8-13	1.0	7-0	3	5	2	2	36	2.8





# #4 PATRICK CROWLEY

**Senior  
Guard  
6-3 • 201  
Los Gatos, Calif.  
St. Francis**

## Season & Career Bests

<b>Points</b>		<b>Field Goals Made</b>	
Season	2 vs. Indiana State (11/17/13)	Season	1 vs. Indiana State (11/17/13)
Career	5 vs. Sacred Heart (12/19/11)	Career	2 vs. Sacred Heart (12/19/11)
<b>Rebounds</b>		<b>3-Point Field Goals Made</b>	
Season	1 vs. Indiana State (11/17/13)	Season	--
Career	1 on seven occasions	Career	1 vs. Sacred Heart (12/19/11)
<b>Assists</b>		<b>Free Throws Made</b>	
Season	--	Season	--
Career	1 on three occasions	Career	--
<b>Steals</b>		<b>Minutes</b>	
Season	1 vs. Indiana State (11/17/13)	Season	1 vs. Indiana State (11/17/13)
Career	1 on four occasions	Career	4 on three occasions
<b>Blocks</b>			
Season	--		
Career	--		

## Games With

	Season	Career
Double Figure Points .....	0	0
20-Plus Points .....	0	0
30-Plus Points .....	0	0
10-Plus Rebounds .....	0	0
10-Plus Assists .....	0	0
Double-Double .....	0	0

## 2013-14 Honors & Awards

## 2013-14 Game-By-Game

	MIN	FG-A	3P-A	FT-A	O-D-T	AST	PF	BLK	ST	PTS
MIAMI (OH)										Did Not Play
STETSON										Did Not Play
INDIANA STATE	1	1-2	0-0	0-0	1-0-1	0	0	0	1	2
SANTA CLARA										Did Not Play
ARMY	1	0-0	0-0	0-0	0-0-0	0	0	0	0	0
CORNELL										Did Not Play
at Iowa										Did Not Play
DELAWARE										Did Not Play
BRYANT										Did Not Play
NORTH DAKOTA ST.										Did Not Play
vs. Indiana										Did Not Play
vs. Ohio State										Did Not Play
CANISIUS										Did Not Play
DUKE										Did Not Play
NC STATE										Did Not Play
at Georgia Tech										Did Not Play
at Maryland										Did Not Play
VIRGINIA TECH										Did Not Play
at Florida State										Did Not Play
at Wake Forest										Did Not Play
VIRGINIA										Did Not Play
BOSTON COLLEGE										Did Not Play
at Syracuse										Did Not Play
N. CAROLINA										Did Not Play
CLEMSON										Did Not Play
at Boston College										Did Not Play
at Miami										
at Virginia										
GEORGIA TECH										
PITTSBURGH										
at N. Carolina										

\* - indicates game started

## Career Statistics

Season	GP-GS	Min	Avg	FG-A	Pct	3FG-A	Pct	FT-A	Pct	O-D-TOT	Avg	PF-FO	Ast	TO	Blk	Stl	Pts	Avg
2011-12	13-0	17	1.3	2-11	.182	1-4	.250	0-0	.000	1-1-2	0.2	0-0	1	1	0	1	5	0.4
2012-13	15-0	30	2.0	1-3	.333	0-0	.000	0-0	.000	0-5-5	0.3	0-0	2	1	0	2	2	0.1
2013-14	2-0	2	1.0	1-2	.500	0-0	.000	0-0	.000	1-0-1	0.5	0	0	0	0	1	2	1.0
<b>TOTAL</b>	<b>30-0</b>	<b>49</b>	<b>1.6</b>	<b>4-16</b>	<b>.250</b>	<b>1-4</b>	<b>.250</b>	<b>0-0</b>	<b>.000</b>	<b>2-6-8</b>	<b>0.3</b>	<b>0-0</b>	<b>3</b>	<b>2</b>	<b>0</b>	<b>4</b>	<b>9</b>	<b>0.3</b>

## Career Conference Statistics

Season	GP-GS	Min	Avg	FG-A	Pct	3FG-A	Pct	FT-A	Pct	O-D-TOT	Avg	PF-FO	Ast	TO	Blk	Stl	Pts	Avg
2011-12	7-0	5	0.7	0-3	.000	0-1	.000	0-0	.000	0-0-0	0.0	0-0	0	0	0	0	0	0.0
2012-13	5-0	8	1.6	0-0	.000	0-0	.000	0-0	.000	0-1-1	0.2	0.0	0	0	0	0	0	0.0
2013-14										Has Not Played								
<b>TOTAL</b>	<b>12-0</b>	<b>13</b>	<b>1.1</b>	<b>0-3</b>	<b>.000</b>	<b>0-1</b>	<b>.000</b>	<b>0-0</b>	<b>.000</b>	<b>0-1-1</b>	<b>0.1</b>	<b>0-0</b>	<b>0</b>	<b>0</b>	<b>0</b>	<b>0</b>	<b>0</b>	<b>0.0</b>





# #11 GARRICK SHERMAN

**Senior**

**Center**

**6-11 • 255**

**Kenton, Ohio**

**Kenton/Michigan State**

## Season & Career Bests

<b>Points</b>		<b>Field Goals Made</b>	
Season	29 vs. Iowa (12/3/13)	Season	12 vs. Iowa (12/3/13)
Career	29 vs. Iowa (12/3/13)	Career	12 vs. Iowa (12/3/13)
<b>Rebounds</b>		<b>3-Point Field Goals Made</b>	
Season	18 vs. NC State (1/7/14)	Season	--
Career	18 vs. NC State (1/7/14)	Career	--
<b>Assists</b>		<b>Free Throws Made</b>	
Season	4 on three occasions	Season	6 vs. Santa Clara (11/22/13)
Career	4 on three occasions	Career	6 on two occasions
<b>Steals</b>		<b>Minutes</b>	
Season	2 on four occasions	Season	42 vs. Clemson (2/11/14)
Career	2 on seven occasions	Career	42 vs. Clemson (2/11/14)
<b>Blocks</b>			
Season	4 vs. Indiana (12/14/13)		
Career	4 vs. Indiana (12/14/13)		

## Games With

	Season	Career
Double Figure Points.....	19	29 (28 at ND)
20-Plus Points.....	4	5 (5 at ND)
30-Plus Points.....	0	0
10-Plus Rebounds.....	6	6
10-Plus Assists.....	0	0
Double-Double.....	6	6

## 2013-14 Honors & Awards

- 2nd in ACC (all-games) in field goal percentage (.514)
- In ACC play, ranks 16th in scoring (13.6) & 7th in rebounding (8.0)

## 2013-14 Game-By-Game

	MIN	FG-A	3P-A	FT-A	O-D-T	AST	PF	BLK	ST	PTS
MIAMI (OH)*	20	1-7	0-0	1-1	0-4-4	1	5	0	0	3
STETSON*	23	7-11	0-0	1-2	1-8-9	1	4	1	1	15
INDIANA STATE*	16	2-6	0-0	0-0	2-3-5	0	1	0	1	4
SANTA CLARA*	28	5-11	0-0	6-8	4-4-8	0	0	1	1	16
ARMY*	23	7-9	0-0	5-6	2-5-7	1	0	3	1	19
CORNELL*	23	4-9	0-0	4-4	2-4-6	4	1	1	0	12
at Iowa*	32	12-18	0-0	5-5	4-5-9	3	4	0	0	29
DELAWARE*	27	7-12	0-0	5-7	4-2-6	0	3	0	0	19
BRYANT*	36	6-12	0-0	2-3	5-8-13	0	1	3	2	14
NORTH DAKOTA ST.*	28	3-9	0-0	4-4	2-8-10	2	1	1	1	10
vs. Indiana*	27	6-7	0-0	4-9	2-4-6	0	3	4	2	16
vs. Ohio State*	33	6-12	0-0	2-4	2-4-6	1	4	1	1	14
CANISIUS*	29	7-13	0-0	3-3	3-7-10	2	2	1	2	17
DUKE*	21	6-14	0-0	2-4	3-5-8	0	4	0	0	14
NC STATE*	34	9-19	0-0	3-3	5-13-18	4	2	0	1	21
at Georgia Tech*	36	6-18	0-0	1-1	5-7-12	1	4	0	2	13
at Maryland*	32	9-12	0-0	0-3	2-4-6	0	3	0	0	18
VIRGINIA TECH*	19	3-7	0-0	2-3	4-2-6	0	3	0	0	8
at Florida State*	33	9-14	0-0	3-4	7-3-10	1	3	0	1	21
at Wake Forest*	32	8-15	0-0	4-5	1-5-6	0	5	1	1	20
VIRGINIA*	29	3-6	0-0	2-2	2-5-7	0	3	1	1	8
BOSTON COLLEGE*	26	3-6	0-0	1-2	2-2-4	4	5	0	0	7
at Syracuse*	38	6-12	0-0	4-6	4-4-8	0	4	1	0	16
N. CAROLINA*	30	7-11	0-0	3-5	2-4-6	1	3	0	0	17
CLEMSON*	42	3-11	0-0	0-0	4-4-8	0	3	0	0	6
at Boston College*	26	3-7	0-0	2-4	2-3-5	2	2	0	0	8
at Miami										
at Virginia										
GEORGIA TECH										
PITTSBURGH										
at N. Carolina										

\* - indicates game started

## Career Statistics

Season	GP-GS	Min	Avg	FG-A	Pct	3FG-A	Pct	FT-A	Pct	O-D-TOT	Avg	PF-FO	Ast	TO	Blk	Stl	Pts	Avg
2009-10	36-12	259	7.2	31-52	.596	0-0	.000	7-11	.636	18-39-57	1.6	37-0	3	18	5	4	69	1.9
2010-11	34-17	410	12.1	48-69	.696	0-0	.000	11-30	.367	29-60-89	2.6	42-0	12	28	14	10	107	3.1
2011-12										Sat Out Due To NCAA Transfer Rules								
2012-13	30-2	467	15.6	90-164	.549	0-0	.000	31-47	.660	37-66-103	3.4	43-0	11	37	13	6	211	7.0
2013-14	26-26	738	28.4	148-288	.514	0-0	.000	69-98	.704	76-127-203	7.8	73-3	25	72	19	19	365	14.0
<b>TOTAL</b>	<b>126-57</b>	<b>1874</b>	<b>14.9</b>	<b>317-573</b>	<b>.553</b>	<b>0-0</b>	<b>.000</b>	<b>118-186</b>	<b>.634</b>	<b>160-292-452</b>	<b>3.6</b>	<b>195-3</b>	<b>51</b>	<b>155</b>	<b>51</b>	<b>39</b>	<b>752</b>	<b>6.0</b>

## Career Conference Statistics

Season	GP-GS	Min	Avg	FG-A	Pct	3FG-A	Pct	FT-A	Pct	O-D-TOT	Avg	PF-FO	Ast	TO	Blk	Stl	Pts	Avg
2009-10 (BT)	17-2	110	6.5	10-16	.625	0-0	.000	3-5	.600	4-15-19	1.1	21-0	0	11	4	2	23	1.4
2010-11 (BT)	18-6	169	9.4	15-19	.789	0-0	.000	6-13	.462	9-23-32	1.8	14-0	6	13	7	1	36	2.0
2011-12										Sat Out Due To NCAA Transfer Rules								
2012-13 (BE)	14-0	176	12.6	29-64	.453	0-0	.000	7-14	.500	13-22-35	2.5	20-0	3	8	3	3	65	4.6
2013-14 (ACC)	13-13	398	30.6	75-152	.493	0-0	.000	27-42	.643	41-61-104	8.0	44-2	13	36	3	7	177	13.6
<b>Big Ten</b>	<b>35-8</b>	<b>279</b>	<b>8.0</b>	<b>25-35</b>	<b>.714</b>	<b>0-0</b>	<b>.000</b>	<b>9-18</b>	<b>.500</b>	<b>13-38-51</b>	<b>1.5</b>	<b>35-0</b>	<b>6</b>	<b>24</b>	<b>11</b>	<b>3</b>	<b>59</b>	<b>1.7</b>
<b>BE/ACC</b>	<b>27-13</b>	<b>574</b>	<b>21.3</b>	<b>104-216</b>	<b>.481</b>	<b>0-0</b>	<b>.000</b>	<b>34-56</b>	<b>.607</b>	<b>56-83-139</b>	<b>5.1</b>	<b>64-2</b>	<b>16</b>	<b>44</b>	<b>6</b>	<b>10</b>	<b>242</b>	<b>9.0</b>



**THE JOURNEY BEGINS**

**ACC 18**



# #15 ERIC KATENDA

*Sophomore*

*Forward*

*6-9 • 230*

*Paris, France*

*Sunrise Christian Academy (Kan.)*

## Season & Career Bests

<b>Points</b>		<b>Field Goals Made</b>	
Season	--	Season	--
Career	--	Career	--
<b>Rebounds</b>		<b>3-Point Field Goals Made</b>	
Season	--	Season	--
Career	--	Career	--
<b>Assists</b>		<b>Free Throws Made</b>	
Season	--	Season	--
Career	--	Career	--
<b>Steals</b>		<b>Minutes</b>	
Season	--	Season	2 vs. Virginia (1/28/14)
Career	--	Career	2 vs. Virginia (1/28/14)
<b>Blocks</b>			
Season	--		
Career	--		

## Games With

	Season	Career
Double Figure Points.....	0.....	0
20-Plus Points .....	0.....	0
30-Plus Points .....	0.....	0
10-Plus Rebounds .....	0.....	0
10-Plus Assists.....	0.....	0
Double-Double .....	0.....	0

## 2013-14 Honors & Awards

## 2013-14 Game-By-Game

	MIN	FG-A	3P-A	FT-A	O-D-T	AST	PF	BLK	ST	PTS
MIAMI (OH)										Did Not Play
STETSON										Did Not Play
INDIANA STATE										Did Not Play
SANTA CLARA										Did Not Play
ARMY										Did Not Play
CORNELL										Did Not Play
at Iowa										Did Not Play
DELAWARE										Did Not Play
BRYANT										Did Not Play
NORTH DAKOTA ST.										Did Not Play
vs. Indiana										Did Not Play
vs. Ohio State										Did Not Play
CANISIUS										Did Not Play
DUKE										Did Not Play
NC STATE										Did Not Play
at Georgia Tech										Did Not Play
at Maryland										Did Not Play
VIRGINIA TECH	1	0-0	0-0	0-0	0-0-0	0	1	0	0	0
at Florida State										Did Not Play
at Wake Forest										Did Not Play
VIRGINIA	2	0-0	0-0	0-0	0-0-0	0	0	0	0	0
BOSTON COLLEGE										Did Not Play
at Syracuse										Did Not Play
N. CAROLINA										Did Not Play
CLEMSON										Did Not Play
at Boston College										Did Not Play
at Miami										
at Virginia										
GEORGIA TECH										
PITTSBURGH										
at N. Carolina										

\* - indicates game started

## Career Statistics

Season	GP-GS	Min	Avg	FG-A	Pct	3FG-A	Pct	FT-A	Pct	O-D-TOT	Avg	PF-FO	Ast	TO	Blk	Stl	Pts	Avg
2012-13										Did Not Play								
2013-14	2-0	3	1.5	0-0	.000	0-0	.000	0-0	.000	0-0-0	0.0	1-0	0	0	0	0	0	0.0
TOTAL	2-0	3	1.5	0-0	.000	0-0	.000	0-0	.000	0-0-0	0.0	1-0	0	0	0	0	0	0.0


## Career Conference Statistics

Season	GP-GS	Min	Avg	FG-A	Pct	3FG-A	Pct	FT-A	Pct	O-D-TOT	Avg	PF-FO	Ast	TO	Blk	Stl	Pts	Avg
2012-13										Did Not Play								
2013-14	1-0	3	1.0	0-0	.000	0-0	.000	0-0	.000	0-0-0	0.0	1-0	0	0	0	0	0	0.0
TOTAL	1-0	3	1.0	0-0	.000	0-0	.000	0-0	.000	0-0-0	0.0	1-0	0	0	0	0	0	0.0



**THE JOURNEY BEGINS**

**ACC 19**



# #20 AUSTIN BURGETT

**Sophomore**  
**Forward**  
**6-9 • 227**  
**Avon, Ind.**  
**Avon**

## Season & Career Bests

<b>Points</b>		<b>Field Goals Made</b>	
Season	11 vs. Georgia Tech (1/11/14)	Season	5 vs. Georgia Tech (1/11/14)
Career	11 vs. Georgia Tech (1/11/14)	Career	5 vs. Georgia Tech (1/11/14)
<b>Rebounds</b>		<b>3-Point Field Goals Made</b>	
Season	10 vs. Santa Clara (11/22/13)	Season	1 on three occasions
Career	10 vs. Santa Clara (11/22/13)	Career	1 on four occasions
<b>Assists</b>		<b>Free Throws Made</b>	
Season	2 on four occasions	Season	2 on two occasions
Career	2 on four occasions	Career	2 on four occasions
<b>Steals</b>		<b>Minutes</b>	
Season	2 on two occasions	Season	26 vs. Virginia Tech (1/19/14)
Career	2 on two occasions	Career	26 vs. Virginia Tech (1/19/14)
<b>Blocks</b>			
Season	5 vs. Duke (1/4/14)		
Career	5 vs. Duke (1/4/14)		

## Games With

	Season	Career
Double Figure Points.....	1.....	1
20-Plus Points .....	0.....	0
30-Plus Points .....	0.....	0
10-Plus Rebounds .....	1.....	1
10-Plus Assists.....	0.....	0
Double-Double .....	0.....	0

## 2013-14 Honors & Awards

## 2013-14 Game-By-Game

	MIN	FG-A	3P-A	FT-A	O-D-T	AST	PF	BLK	ST	PTS
MIAMI (OH)	24	3-4	1-2	0-0	0-1-1	1	3	1	0	7
STETSON	18	3-4	1-2	0-0	0-2-2	0	3	0	1	7
INDIANA STATE	19	1-3	0-2	1-1	3-1-4	0	5	4	1	3
SANTA CLARA	22	2-4	0-1	2-2	4-6-10	2	5	1	2	6
ARMY*	20	1-4	0-2	0-0	1-4-5	1	4	2	1	2
CORNELL	15	1-1	0-0	0-0	0-0-0	2	1	0	0	2
at Iowa	15	1-2	0-0	1-2	0-1-1	2	3	0	1	3
DELAWARE	12	0-0	0-0	2-2	0-2-2	1	1	0	0	2
BRYANT	11	0-2	0-0	0-0	0-0-0	0	1	0	1	0
NORTH DAKOTA ST.	6	0-1	0-1	0-0	0-1-1	0	1	0	0	0
vs. Indiana	3	0-3	0-3	0-0	0-1-1	0	0	0	0	0
vs. Ohio State	0+	0-0	0-0	0-0	0-0-0	0	0	0	0	0
CANISIUS	11	1-1	0-0	1-1	1-4-5	1	2	0	0	3
DUKE	24	1-2	0-1	0-2	0-5-5	0	4	5	0	2
NC STATE	13	0-2	0-2	0-0	0-0-0	0	2	1	1	0
at Georgia Tech	21	5-10	1-5	0-0	2-3-5	1	4	0	0	11
at Maryland	17	3-4	2-3	1-1	1-1-2	0	3	1	1	9
VIRGINIA TECH*	26	0-2	0-2	2-2	0-2-2	1	5	0	1	2
at Florida State*	21	2-3	1-2	2-3	0-0-0	1	2	0	0	7
at Wake Forest	Did Not Play (medical)									
VIRGINIA	Did Not Play (medical)									
BOSTON COLLEGE	Did Not Play (medical)									
at Syracuse	Did Not Play (medical)									
N. CAROLINA	11	0-1	0-0	0-0	0-0-0	0	2	0	2	0
CLEMSON	5	0-0	0-0	0-0	0-0-0	0	0	0	0	0
at Boston College	12	0-0	0-0	0-0	0-1-1	2	0	0	1	0
at Miami										
at Virginia										
GEORGIA TECH										
PITTSBURGH										
at N. Carolina										

\* - indicates game started

## Career Statistics

Season	GP-GS	Min	Avg	FG-A	Pct	3FG-A	Pct	FT-A	Pct	O-D-TOT	Avg	PF-FO	Ast	TO	Blk	Stl	Pts	Avg
2012-13	18-0	60	3.3	3-9	.333	1-6	.167	4-4	1.000	1-9-10	0.6	4-0	1	1	0	0	11	0.6
2013-14	22-3	326	14.8	24-53	.453	6-27	.222	12-16	.750	12-37-47	2.1	51-3	15	16	15	12	66	3.0
<b>TOTAL</b>	<b>40-3</b>	<b>386</b>	<b>9.7</b>	<b>27-62</b>	<b>.435</b>	<b>7-33</b>	<b>.212</b>	<b>16-20</b>	<b>.800</b>	<b>13-44-57</b>	<b>1.4</b>	<b>55-3</b>	<b>16</b>	<b>17</b>	<b>15</b>	<b>12</b>	<b>77</b>	<b>1.9</b>

## Career Conference Statistics

Season	GP-GS	Min	Avg	FG-A	Pct	3FG-A	Pct	FT-A	Pct	O-D-TOT	Avg	PF-FO	Ast	TO	Blk	Stl	Pts	Avg
2012-13	8-0	27	3.4	0-3	.000	0-2	.000	2-2	1.000	0-3-3	0.4	1-0	1	0	0	0	2	0.3
2013-14	9-2	150	16.7	11-24	.458	4-14	.286	5-8	.625	3-12-15	1.7	22-1	5	5	7	5	31	3.4
<b>TOTAL</b>	<b>17-2</b>	<b>177</b>	<b>10.4</b>	<b>11-27</b>	<b>.407</b>	<b>4-16</b>	<b>.250</b>	<b>7-10</b>	<b>.700</b>	<b>3-15-18</b>	<b>1.1</b>	<b>23-1</b>	<b>6</b>	<b>5</b>	<b>7</b>	<b>5</b>	<b>33</b>	<b>1.9</b>



**THE JOURNEY BEGINS**

**ACC 20**



# #23 DEMETRIUS JACKSON

**Freshman  
Guard  
6-1 • 195  
Mishawaka, Ind.  
Marian**

## Season & Career Bests

<b>Points</b>		<b>Field Goals Made</b>	
Season	13 on two occasions	Season	4 on two occasions
Career	13 on two occasions	Career	4 on two occasions
<b>Rebounds</b>		<b>3-Point Field Goals Made</b>	
Season	8 vs. Santa Clara (11/22/13)	Season	3 on two occasions
Career	8 vs. Santa Clara (11/22/13)	Career	3 on two occasions
<b>Assists</b>		<b>Free Throws Made</b>	
Season	4 on two occasions	Season	5 on three occasions
Career	4 on two occasions	Career	5 on three occasions
<b>Steals</b>		<b>Minutes</b>	
Season	2 on two occasions	Season	34 vs. Ohio State (12/21/13)
Career	2 on two occasions	Career	34 vs. Ohio State (12/21/13)
<b>Blocks</b>			
Season	1 vs. Indiana (12/14/13)		
Career	1 vs. Indiana (12/14/13)		

## Games With

	Season	Career
Double Figure Points.....	6.....	6
20-Plus Points .....	0.....	0
30-Plus Points .....	0.....	0
10-Plus Rebounds .....	0.....	0
10-Plus Assists.....	0.....	0
Double-Double .....	0.....	0

## 2013-14 Honors & Awards

## 2013-14 Game-By-Game

	MIN	FG-A	3P-A	FT-A	O-D-T	AST	PF	BLK	ST	PTS
MIAMI (OH)	13	1-2	0-0	0-0	1-1-2	2	1	0	0	2
STETSON	18	4-5	1-1	0-0	1-2-3	3	0	0	0	9
INDIANA STATE	14	1-5	0-4	0-0	0-0-0	1	4	0	0	2
SANTA CLARA	23	3-4	2-2	5-5	2-6-8	2	1	0	0	13
ARMY	24	4-7	2-3	1-2	0-4-4	4	0	0	2	11
CORNELL*	27	3-6	3-4	2-2	0-2-2	4	3	0	0	11
at Iowa*	33	3-4	2-3	1-2	1-1-2	1	1	0	0	9
DELAWARE*	30	1-3	0-1	4-6	0-2-2	1	3	0	2	6
BRYANT*	33	2-5	0-2	3-6	1-3-4	3	1	0	0	7
NORTH DAKOTA ST.*	23	3-7	3-6	2-2	0-2-2	0	3	0	1	11
vs. Indiana*	25	0-3	0-2	5-6	0-2-2	2	1	1	0	5
vs. Ohio State*	34	1-6	1-4	2-2	1-2-3	1	3	0	0	5
CANISIUS*	20	0-5	0-2	4-4	0-2-2	2	0	0	0	4
DUKE*	28	2-3	1-1	3-4	0-4-4	2	3	0	1	8
NC STATE*	23	1-3	0-1	0-0	2-1-3	0	4	0	1	2
at Georgia Tech*	21	2-5	0-0	0-0	0-1-1	2	2	0	0	4
at Maryland*	23	2-4	0-2	2-4	1-2-3	3	3	0	0	6
VIRGINIA TECH*	22	3-7	2-4	5-5	1-2-3	1	1	0	0	13
at Florida State*	33	1-2	0-0	0-0	0-0-0	2	3	0	0	2
at Wake Forest*	22	0-0	0-0	1-2	0-0-0	0	2	0	0	1
VIRGINIA	23	2-5	2-2	2-2	0-1-1	1	1	0	0	10
BOSTON COLLEGE	26	1-6	0-1	1-1	1-2-3	0	1	0	1	3
at Syracuse	11	0-1	0-0	0-0	1-2-3	1	2	0	0	0
N. CAROLINA	11	1-3	0-0	0-0	0-0-0	2	0	0	0	2
CLEMSON										Did Not Play
at Boston College										Did Not Play
at Miami										
at Virginia										
GEORGIA TECH										
PITTSBURGH										
at N. Carolina										

\* - indicates game started


## Career Statistics

Season	GP-GS	Min	Avg	FG-A	Pct	3FG-A	Pct	FT-A	Pct	O-D-TOT	Avg	PF-FO	Ast	TO	Blk	Stl	Pts	Avg
2013-14	24-15	560	23.3	42-101	.416	19-45	.422	43-55	.782	13-44-57	2.4	44-0	42	29	1	8	146	6.1
TOTAL	24-15	560	23.3	42-101	.416	19-45	.422	43-55	.782	13-44-57	2.4	44-0	42	29	1	8	146	6.1

## Career Conference Statistics

Season	GP-GS	Min	Avg	FG-A	Pct	3FG-A	Pct	FT-A	Pct	O-D-TOT	Avg	PF-FO	Ast	TO	Blk	Stl	Pts	Avg
2013-14	11-7	243	22.1	16-39	.410	5-11	.455	14-18	.778	6-15-21	1.9	23-0	16	16	0	3	51	4.6
TOTAL	11-7	243	22.1	16-39	.410	5-11	.455	14-18	.778	6-15-21	1.9	23-0	16	16	0	3	51	4.6





# #24 PAT CONNAUGHTON

**Junior**  
**Guard/Forward**  
**6-5 • 214**  
**Arlington, Mass.**  
**St. John's Prep**

## Season & Career Bests

<b>Points</b>		<b>Field Goals Made</b>	
Season	21 on three occasions	Season	8 vs. North Dakota St. (12/11/13)
Career	24 vs. Sam Houston State (11/16/11)	Career	9 on two occasions
<b>Rebounds</b>		<b>3-Point Field Goals Made</b>	
Season	11 on two occasions	Season	5 on two occasions
Career	14 vs. Louisville (2/9/13)	Career	7 vs. Villanova (2/18/12)
<b>Assists</b>		<b>Free Throws Made</b>	
Season	7 on two occasions	Season	6 on three occasions
Career	7 on three occasions	Career	7 vs. Louisville (2/9/13)
<b>Steals</b>		<b>Minutes</b>	
Season	3 on two occasions	Season	49 vs. Clemson (2/11/14)
Career	3 on four occasions	Career	56 vs. Louisville (2/9/13)
<b>Blocks</b>			
Season	2 on four occasions		
Career	3 vs. BYU (11/17/12)		

## Games With

	Season	Career
Double Figure Points.....	20.....	43
20-Plus Points .....	3.....	7
30-Plus Points .....	0.....	0
10-Plus Rebounds .....	6.....	9
10-Plus Assists.....	0.....	0
Double-Double .....	4.....	6

## 2013-14 Honors & Awards

- T-3rd in ACC in three-pointers made this season (59)
- 6th in ACC in rebounds per game this season (7.4)
- 46th prospect among 2014 draft-eligible baseball players by *Perfect Game*

## 2013-14 Game-By-Game

	MIN	FG-A	3P-A	FT-A	O-D-T	AST	PF	BLK	ST	PTS
MIAMI (OH)*	38	4-8	3-6	0-0	1-6-7	5	2	0	2	11
STETSON*	23	4-5	2-3	0-0	2-4-6	1	1	2	1	10
INDIANA STATE*	38	5-10	4-7	2-4	3-5-8	2	0	1	1	16
SANTA CLARA*	34	2-4	1-3	2-4	0-4-4	2	2	0	2	7
ARMY*	26	2-3	2-3	0-0	1-4-5	4	2	2	0	6
CORNELL*	33	7-13	3-8	1-1	0-10-10	5	2	1	1	18
at Iowa*	32	4-12	2-7	2-2	0-3-3	4	4	2	2	12
DELAWARE*	40	6-13	3-4	6-7	2-9-11	0	2	0	3	21
BRYANT*	31	5-10	3-8	4-4	4-7-11	1	3	1	1	17
NORTH DAKOTA ST.*	39	8-21	5-15	0-0	1-5-6	2	2	0	3	21
vs. Indiana*	33	5-7	3-4	1-2	0-9-9	2	2	0	0	16
vs. Ohio State*	37	6-11	1-5	0-0	0-8-8	1	2	0	0	13
CANISIUS*	45	3-11	0-1	0-0	2-4-6	4	3	1	0	6
DUKE*	37	6-9	2-2	2-2	2-6-8	5	2	0	0	16
NC STATE*	38	5-12	5-11	0-0	1-4-5	2	2	2	0	15
at Georgia Tech*	38	4-11	1-8	1-1	0-10-10	7	1	1	1	10
at Maryland*	40-	5-12	3-7	6-6	3-3-6	2	2	0	0	19
VIRGINIA TECH*	38	7-14	4-9	3-3	2-6-8	3	1	0	1	21
at Florida State*	40	3-12	1-7	2-4	3-7-10	2	2	0	0	9
at Wake Forest*	40	4-14	1-7	1-1	1-7-8	1	1	0	1	10
VIRGINIA*	32	3-9	1-6	0-0	0-4-4	3	2	0	1	7
BOSTON COLLEGE*	45	6-12	4-9	1-1	2-7-9	1	1	1	1	17
at Syracuse*	40	3-10	2-7	3-3	1-7-8	3	3	0	1	11
N. CAROLINA*	39	2-8	2-8	1-2	0-10-10	4	1	0	2	7
CLEMSON*	49	3-10	1-7	6-7	0-7-7	7	2	0	0	13
at Boston College*	40	7-14	0-4	3-3	1-4-5	4	2	0	0	17
at Miami										
at Virginia										
GEORGIA TECH										
PITTSBURGH										
at N. Carolina										

\* - indicates game started

## Career Statistics

Season	GP-GS	Min	Avg	FG-A	Pct	3FG-A	Pct	FT-A	Pct	O-D-TOT	Avg	PF-FO	Ast	TO	Blk	Stl	Pts	Avg
2011-12	34-18	820	24.1	85-201	.423	41-120	.342	28-37	.757	33-117-150	4.4	46-1	30	24	5	17	239	7.0
2012-13	35-35	1123	32.1	109-245	.445	58-154	.377	34-48	.708	25-139-164	4.7	54-0	75	31	12	16	310	8.9
2013-14	26-26	967	37.1	119-275	.433	59-166	.355	47-57	.825	32-160-192	7.4	49-0	77	27	14	24	344	13.2
<b>TOTAL</b>	<b>95-79</b>	<b>2908</b>	<b>30.6</b>	<b>313-721</b>	<b>.434</b>	<b>158-440</b>	<b>.359</b>	<b>109-142</b>	<b>.768</b>	<b>90-416-506</b>	<b>5.3</b>	<b>149-1</b>	<b>182</b>	<b>82</b>	<b>31</b>	<b>57</b>	<b>893</b>	<b>9.4</b>

## Career Conference Statistics

Season	GP-GS	Min	Avg	FG-A	Pct	3FG-A	Pct	FT-A	Pct	O-D-TOT	Avg	PF-FO	Ast	TO	Blk	Stl	Pts	Avg
2011-12	18-12	404	22.4	43-105	.410	24-71	.338	4-6	.667	16-67-83	4.6	28-1	18	14	4	10	114	6.3
2012-13	18-18	586	32.6	49-123	.398	22-70	.314	22-30	.733	16-71-87	4.8	31-0	35	17	5	6	142	7.9
2013-14	13-13	516	39.7	58-147	.395	27-92	.293	29-33	.879	16-82-98	7.5	22-0	44	16	4	8	172	13.2
<b>TOTAL</b>	<b>49-43</b>	<b>1506</b>	<b>30.7</b>	<b>150-375</b>	<b>.400</b>	<b>73-233</b>	<b>.313</b>	<b>55-69</b>	<b>.797</b>	<b>48-220-268</b>	<b>5.5</b>	<b>81-1</b>	<b>97</b>	<b>47</b>	<b>13</b>	<b>24</b>	<b>428</b>	<b>8.7</b>



**THE JOURNEY BEGINS**

**ACC 22**



# #25 TOM KNIGHT

**Graduate Student  
Forward  
6-10 • 258  
Dixfield, Maine  
Dirigo**

## Season & Career Bests

### Points

Season 13 vs. Miami (Ohio) (11/8/13)  
Career 18 vs. Rutgers (3/13/13)

### Rebounds

Season 9 at Boston College (2/16/14)  
Career 9 on two occasions

### Assists

Season 3 vs. Stetson (11/10/13)  
Career 3 on two occasions

### Steals

Season 2 vs. Miami (Ohio) (11/8/13)  
Career 2 on four occasions

### Blocks

Season 2 at Boston College (2/16/14)  
Career 4 vs. St. John's (1/15/13)

### Field Goals Made

Season 5 on two occasions  
Career 8 vs. USF (1/26/13)

### 3-Point Field Goals Made

Season --  
Career --

### Free Throws Made

Season 5 vs. Army (11/24/13)  
Career 6 vs. Rutgers (3/13/13)

### Minutes

Season 22 on two occasions  
Career 33 vs. Villanova (1/30/13)

## Games With

	Season	Career
Double Figure Points.....	2.....	8
20-Plus Points .....	0.....	0
30-Plus Points .....	0.....	0
10-Plus Rebounds .....	0.....	0
10-Plus Assists.....	0.....	0
Double-Double .....	0.....	0

## 2013-14 Honors & Awards

- National Association of Basketball Coaches (NABC) Allstate Good Works Teams nominee

## 2013-14 Game-By-Game

	MIN	FG-A	3P-A	FT-A	O-D-T	AST	PF	BLK	ST	PTS
MIAMI (OH)*	22	5-7	0-0	3-3	1-3-4	0	3	0	2	13
STETSON*	22	2-6	0-0	0-0	0-2-2	3	2	1	1	4
INDIANA STATE*	8	0-1	0-0	0-0	0-1-1	0	0	0	0	0
SANTA CLARA*	7	1-1	0-0	0-0	0-0-0	0	2	0	0	2
ARMY	13	1-2	0-0	5-5	0-4-4	1	3	1	0	7
CORNELL	9	2-4	0-0	0-0	0-0-0	0	1	1	0	4
at Iowa	Did Not Play									
DELAWARE	13	2-6	0-0	0-0	3-3-6	1	4	0	1	4
BRYANT	20	3-8	0-0	0-0	2-4-6	0	2	1	0	6
NORTH DAKOTA ST.*	17	1-3	0-0	1-3	5-2-7	2	3	1	1	3
vs. Indiana	21	3-6	0-0	2-2	2-2-4	0	1	1	0	8
vs. Ohio State	12	0-2	0-0	1-3	0-2-2	0	0	0	0	1
CANISIUS*	10	2-3	0-0	0-0	3-1-4	0	1	0	0	4
DUKE	6	1-2	0-0	1-4	1-1-2	0	0	0	1	3
NC STATE	10	2-4	0-0	0-0	0-0-0	0	3	1	0	4
at Georgia Tech	Did Not Play (injured)									
at Maryland	Did Not Play (illness)									
VIRGINIA TECH	Did Not Play (illness)									
at Florida State	Did Not Play (illness)									
at Wake Forest	17	4-4	0-0	0-0	2-1-3	1	3	0	1	8
VIRGINIA	15	1-2	0-0	0-0	1-2-3	1	3	1	0	2
BOSTON COLLEGE	8	1-1	0-0	0-0	0-1-1	0	2	1	0	2
at Syracuse	21	2-3	0-0	0-0	2-0-2	0	0	0	1	4
N. CAROLINA	7	0-0	0-0	0-0	0-2-2	0	1	1	0	0
CLEMSON	10	2-2	0-0	0-0	1-1-2	1	2	0	0	4
at Boston College	19	5-7	0-0	0-0	6-3-9	1	2	2	0	10
at Miami										
at Virginia										
GEORGIA TECH										
PITTSBURGH										
at N. Carolina										

\* - indicates game started

## Career Statistics

Season	GP-GS	Min	Avg	FG-A	Pct	3FG-A	Pct	FT-A	Pct	O-D-TOT	Avg	PF-FO	Ast	TO	Blk	Stl	Pts	Avg
2009-10	Did Not Play																	
2010-11	14-0	53	3.8	9-19	.474	0-0	.000	2-2	1.000	7-9-16	1.1	3-0	3	1	2	0	20	1.4
2011-12	30-3	266	8.9	36-71	.507	0-0	.000	14-23	.609	23-23-46	1.5	36-0	14	15	15	7	86	2.9
2012-13	28-16	489	17.5	64-131	.489	0-0	.000	26-35	.743	34-63-97	3.5	57-1	21	18	26	8	154	5.5
2013-14	21-5	287	13.7	40-74	.541	0-0	.000	13-20	.650	29-35-64	3.0	38-0	10	16	12	8	93	4.4
<b>TOTAL</b>	<b>93-24</b>	<b>1095</b>	<b>11.8</b>	<b>149-295</b>	<b>.505</b>	<b>0-0</b>	<b>.000</b>	<b>55-80</b>	<b>.688</b>	<b>93-130-223</b>	<b>2.4</b>	<b>134-1</b>	<b>48</b>	<b>50</b>	<b>55</b>	<b>23</b>	<b>353</b>	<b>3.8</b>

## Career Conference Statistics

Season	GP-GS	Min	Avg	FG-A	Pct	3FG-A	Pct	FT-A	Pct	O-D-TOT	Avg	PF-FO	Ast	TO	Blk	Stl	Pts	Avg
2009-10	Did Not Play																	
2010-11	6-0	11	1.8	1-3	.333	0-0	.000	0-0	.000	1-1-2	0.3	1-0	1	0	0	0	2	0.3
2011-12	16-0	110	6.9	12-26	.462	0-0	.000	3-6	.500	15-11-26	1.6	17-0	2	11	8	2	27	1.7
2012-13	16-12	355	22.2	47-89	.528	0-0	.000	12-20	.600	21-44-65	4.1	39-1	17	11	22	7	106	6.6
2013-14	9-0	113	12.6	18-25	.720	0-0	.000	1-4	.250	13-11-24	2.7	16-0	3	7	6	3	37	4.1
<b>TOTAL</b>	<b>47-12</b>	<b>589</b>	<b>12.5</b>	<b>78-143</b>	<b>.545</b>	<b>0-0</b>	<b>.000</b>	<b>16-30</b>	<b>.533</b>	<b>50-67-117</b>	<b>2.5</b>	<b>73-1</b>	<b>23</b>	<b>29</b>	<b>36</b>	<b>12</b>	<b>172</b>	<b>3.7</b>





# #30 ZACH AUGUSTE

**Sophomore**

**Forward**

**6-10 • 242**

**Marlborough, Mass.**

**New Hampton Prep**

## Season & Career Bests

<b>Points</b>		<b>Field Goals Made</b>	
Season	14 on two occasions	Season	7 vs. Army (11/24/13)
Career	15 vs. Marquette (3/2/13)	Career	7 on two occasions
<b>Rebounds</b>		<b>3-Point Field Goals Made</b>	
Season	12 vs. Clemson (2/11/14)	Season	--
Career	12 vs. Clemson (2/11/14)	Career	--
<b>Assists</b>		<b>Free Throws Made</b>	
Season	2 on two occasions	Season	4 vs. Santa Clara (11/22/13)
Career	2 on two occasions	Career	4 on two occasions
<b>Steals</b>		<b>Minutes</b>	
Season	4 vs. Virginia (1/28/14)	Season	38 vs. Clemson (2/11/14)
Career	4 vs. Virginia (1/28/14)	Career	38 vs. Clemson (2/11/14)
<b>Blocks</b>			
Season	2 vs. Indiana (12/14/13)		
Career	3 vs. Providence (2/16/13)		

## Games With

	Season	Career
Double Figure Points.....	8.....	10
20-Plus Points .....	0.....	0
30-Plus Points .....	0.....	0
10-Plus Rebounds .....	1.....	1
10-Plus Assists.....	0.....	0
Double-Double .....	1.....	1

## 2013-14 Honors & Awards

## 2013-14 Game-By-Game

	MIN	FG-A	3P-A	FT-A	O-D-T	AST	PF	BLK	ST	PTS
MIAMI (OH)	8	1-2	0-0	0-0	0-0-0	1	0	0	0	2
STETSON	17	4-7	0-0	1-2	2-3-5	2	3	0	0	9
INDIANA STATE	17	3-7	0-0	0-0	3-5-8	1	4	1	0	6
SANTA CLARA	8	0-4	0-0	4-4	0-1-0	0	1	1	0	4
ARMY	14	7-9	0-0	0-3	2-3-5	1	1	0	0	14
CORNELL	17	4-8	0-0	2-5	3-6-9	0	0	0	1	10
at Iowa	13	2-4	0-0	0-0	0-1-1	0	2	0	0	4
DELAWARE	2	0-1	0-0	1-2	0-0-0	0	1	0	0	1
BRYANT	Did Not Play									
NORTH DAKOTA ST.	Did Not Play									
vs. Indiana	14	3-4	0-0	0-0	0-1-1	0	4	2	1	6
vs. Ohio State	8	0-3	0-0	0-0	0-5-5	0	0	0	0	0
CANISIUS	16	5-7	0-0	2-4	4-4-8	1	1	0	0	12
DUKE*	16	3-6	0-0	0-0	3-1-4	0	1	0	0	6
NC STATE*	17	4-8	0-0	1-3	1-1-2	0	3	1	0	9
at Georgia Tech*	14	3-6	0-0	0-0	1-1-2	1	4	0	1	6
at Maryland	17	1-3	0-0	0-0	0-2-2	0	5	1	0	2
VIRGINIA TECH	11	4-4	0-0	0-2	0-1-1	2	3	0	2	8
at Florida State	15	3-7	0-1	2-3	0-2-2	0	2	0	0	8
at Wake Forest*	18	1-4	0-0	2-2	1-6-7	0	0	0	0	4
VIRGINIA*	24	4-9	0-0	2-5	3-4-7	0	1	1	4	10
BOSTON COLLEGE*	20	4-8	0-0	2-6	5-3-8	0	3	1	0	10
at Syracuse*	9	0-2	0-0	0-2	2-1-3	0	1	0	0	0
N. CAROLINA*	25	5-7	0-0	0-0	3-1-4	0	3	1	0	10
CLEMSON*	38	6-12	0-0	2-4	6-6-12	0	1	0	0	14
at Boston College*	20	4-6	0-0	2-3	0-3-3	0	3	1	1	10
at Miami										
at Virginia										
GEORGIA TECH										
PITTSBURGH										
at N. Carolina										

\* - indicates game started

## Career Statistics

Season	GP-GS	Min	Avg	FG-A	Pct	3FG-A	Pct	FT-A	Pct	O-D-TOT	Avg	PF-FO	Ast	TO	Blk	Stl	Pts	Avg
2012-13	25-0	268	10.7	39-75	.520	0-0	.000	15-22	.682	26-42-68	2.7	41-1	5	22	12	10	93	3.7
2013-14	24-10	378	15.8	71-138	.514	0-1	.000	23-50	.460	39-61-100	4.2	44-1	8	21	10	10	165	6.9
<b>TOTAL</b>	<b>49-10</b>	<b>646</b>	<b>13.2</b>	<b>110-213</b>	<b>.516</b>	<b>0-1</b>	<b>.000</b>	<b>38-72</b>	<b>.528</b>	<b>65-103-168</b>	<b>3.4</b>	<b>85-2</b>	<b>13</b>	<b>43</b>	<b>22</b>	<b>20</b>	<b>258</b>	<b>5.3</b>


## Career Conference Statistics

Season	GP-GS	Min	Avg	FG-A	Pct	3FG-A	Pct	FT-A	Pct	O-D-TOT	Avg	PF-FO	Ast	TO	Blk	Stl	Pts	Avg
2012-13	13-0	167	12.8	22-44	.500	0-0	.000	7-9	.778	19-22-41	3.2	26-1	5	14	5	6	51	3.9
2013-14	13-10	244	18.8	42-82	.512	0-1	.000	13-30	.433	25-32-57	4.4	30-1	3	11	6	8	97	7.5
<b>TOTAL</b>	<b>26-10</b>	<b>411</b>	<b>15.8</b>	<b>64-126</b>	<b>.508</b>	<b>0-1</b>	<b>.000</b>	<b>20-39</b>	<b>.513</b>	<b>44-54-98</b>	<b>3.8</b>	<b>56-2</b>	<b>8</b>	<b>25</b>	<b>11</b>	<b>14</b>	<b>148</b>	<b>5.7</b>



**THE JOURNEY BEGINS**

**ACC 24**



# #32 STEVE VASTURIA

**Freshman  
Guard  
6-6 • 207  
Medford, N.J.  
St. Joseph's Prep**

## Season & Career Bests

<b>Points</b>		<b>Field Goals Made</b>	
Season	13 vs. Syracuse (2/3/14)	Season	5 vs. Syracuse (2/3/14)
Career	13 vs. Syracuse (2/3/14)	Career	5 vs. Syracuse (2/3/14)
<b>Rebounds</b>		<b>3-Point Field Goals Made</b>	
Season	5 on two occasions	Season	3 vs. Duke (1/4/14)
Career	5 on two occasions	Career	3 vs. Duke (1/4/14)
<b>Assists</b>		<b>Free Throws Made</b>	
Season	3 vs. Virginia Tech (1/19/14)	Season	4 at Boston College (2/16/14)
Career	3 vs. Virginia Tech (1/19/14)	Career	4 at Boston College (2/16/14)
<b>Steals</b>		<b>Minutes</b>	
Season	2 on three occasions	Season	41 vs. Clemson (2/11/14)
Career	2 on three occasions	Career	41 vs. Clemson (2/11/14)
<b>Blocks</b>			
Season	1 on three occasions		
Career	1 on three occasions		

## Games With

	Season	Career
Double Figure Points.....	2.....	2
20-Plus Points .....	0.....	0
30-Plus Points .....	0.....	0
10-Plus Rebounds .....	0.....	0
10-Plus Assists.....	0.....	0
Double-Double .....	0.....	0

## 2013-14 Honors & Awards

- ACC Rookie of the Week (1/6)

## 2013-14 Game-By-Game

	MIN	FG-A	3P-A	FT-A	O-D-T	AST	PF	BLK	ST	PTS
MIAMI (OH)	2	0-0	0-0	0-0	0-0-0	0	0	0	0	0
STETSON	15	0-0	0-1	0-0	0-1-1	2	1	0	0	0
INDIANA STATE	7	1-3	0-2	0-0	1-1-2	0	1	0	1	2
SANTA CLARA	Did Not Play									
ARMY	10	1-2	0-1	0-0	1-2-3	1	0	0	0	2
CORNELL	8	1-1	1-1	0-0	0-2-2	1	0	0	0	3
at Iowa	Did Not Play									
DELAWARE	Did Not Play									
BRYANT	Did Not Play									
NORTH DAKOTA ST.	8	1-2	1-2	0-0	0-1-1	1	1	0	0	3
vs. Indiana	Did Not Play									
vs. Ohio State	2	0-0	0-0	0-1	0-0-0	0	0	0	0	0
CANISIUS	22	1-3	1-3	2-2	0-2-2	0	1	0	1	5
DUKE	22	3-5	3-5	0-0	0-4-4	0	0	0	1	9
NC STATE	18	1-3	1-2	2-2	0-1-1	1	1	0	0	5
at Georgia Tech	23	2-5	1-3	0-0	2-3-5	1	1	0	0	5
at Maryland*	30	0-4	0-4	1-4	0-4-4	1	2	0	0	1
VIRGINIA TECH	30	2-6	2-5	0-0	1-3-4	3	0	0	2	6
at Florida State	16	1-4	1-3	0-0	1-2-3	1	1	0	1	3
at Wake Forest	30	1-7	0-3	0-0	1-3-4	1	2	0	1	2
VIRGINIA*	28	3-5	1-3	0-0	1-0-1	1	0	1	2	7
BOSTON COLLEGE*	35	1-5	1-4	0-0	2-2-4	2	2	0	0	3
at Syracuse*	37	5-9	2-3	1-1	0-0-0	2	1	0	2	13
N. CAROLINA*	25	1-3	1-3	1-2	1-4-5	2	1	1	0	4
CLEMSON	41	3-8	2-6	3-4	1-3-4	2	3	1	1	11
at Boston College*	30	1-4	1-3	4-5	0-3-3	1	4	0	0	7
at Miami										
at Virginia										
GEORGIA TECH										
PITTSBURGH										
at N. Carolina										

\* - indicates game started

## Career Statistics

Season	GP-GS	Min	Avg	FG-A	Pct	3FG-A	Pct	FT-A	Pct	O-D-TOT	Avg	PF-FO	Ast	TO	Blk	Stl	Pts	Avg
2013-14	21-6	439	20.9	29-81	.358	19-57	.333	14-21	.667	12-41-53	2.5	22-0	23	15	3	12	91	4.3
TOTAL	21-6	439	20.9	29-81	.358	19-57	.333	14-21	.667	12-41-53	2.5	22-0	23	15	3	12	91	4.3


## Career Conference Statistics

Season	GP-GS	Min	Avg	FG-A	Pct	3FG-A	Pct	FT-A	Pct	O-D-TOT	Avg	PF-FO	Ast	TO	Blk	Stl	Pts	Avg
2013-14	13-6	365	28.1	24-68	.353	16-47	.340	12-18	.667	10-32-42	3.2	18-0	18	13	3	10	76	5.8
TOTAL	13-6	365	28.1	24-68	.353	16-47	.340	12-18	.667	10-32-42	3.2	18-0	18	13	3	10	76	5.8



THE JOURNEY BEGINS

ACC 25



# #35 AUSTIN TORRES

**Freshman**  
**Forward**  
**6-7 • 218**  
**Granger, Ind.**  
**Penn**

## Season & Career Bests

<b>Points</b>		<b>Field Goals Made</b>	
Season --		Season --	
Career --		Career --	
<b>Rebounds</b>		<b>3-Point Field Goals Made</b>	
Season --		Season --	
Career --		Career --	
<b>Assists</b>		<b>Free Throws Made</b>	
Season --		Season --	
Career --		Career --	
<b>Steals</b>		<b>Minutes</b>	
Season --		Season --	
Career --		Career --	
<b>Blocks</b>			
Season --			
Career --			

## Games With

	Season	Career
Double Figure Points.....	0.....	0
20-Plus Points .....	0.....	0
30-Plus Points .....	0.....	0
10-Plus Rebounds .....	0.....	0
10-Plus Assists.....	0.....	0
Double-Double .....	0.....	0

## 2013-14 Honors & Awards

## 2013-14 Game-By-Game

	MIN	FG-A	3P-A	FT-A	O-D-T	AST	PF	BLK	ST	PTS
MIAMI (OH)										Did Not Play
STETSON										Did Not Play
INDIANA STATE										Did Not Play
SANTA CLARA										Did Not Play
ARMY										Did Not Play
CORNELL										Did Not Play
at Iowa										Did Not Play
DELAWARE										Did Not Play
BRYANT										Did Not Play
NORTH DAKOTA ST.										Did Not Play
vs. Indiana										Did Not Play
vs. Ohio State										Did Not Play
CANISIUS										Did Not Play
DUKE										Did Not Play
NC STATE										Did Not Play
at Georgia Tech										Did Not Play
at Maryland										Did Not Play
VIRGINIA TECH										Did Not Play
at Florida State										Did Not Play
at Wake Forest										Did Not Play
VIRGINIA										Did Not Play
BOSTON COLLEGE										Did Not Play
at Syracuse										Did Not Play
N. CAROLINA										Did Not Play
CLEMSON										Did Not Play
at Boston College										Did Not Play
at Miami										
at Virginia										
GEORGIA TECH										
PITTSBURGH										
at N. Carolina										

\* - indicates game started

## Career Statistics

Season	GP-GS	Min	Avg	FG-A	Pct	3FG-A	Pct	FT-A	Pct	O-D-TOT	Avg	PF-FO	Ast	TO	Blk	Stl	Pts	Avg
2013-14																		
TOTAL																		

## Career Conference Statistics

Season	GP-GS	Min	Avg	FG-A	Pct	3FG-A	Pct	FT-A	Pct	O-D-TOT	Avg	PF-FO	Ast	TO	Blk	Stl	Pts	Avg
2013-14																		
TOTAL																		



**THE JOURNEY BEGINS**

# Game #1

## Notre Dame 74, Miami (Ohio) 62

### Notre Dame, Ind. (Purcell Pavilion)

#### November 8, 2013

Miami (Ohio) 62 • 0-1		Total	3-Pr	Rebounds		FT-FTA		Off Def Tot	PF	TP	A	T	Bk	Stl	Min
#	Player	FG-FGA	FG-FGA	FT-FTA	Off Def Tot	PF	TP	A	T	Bk	Stl	Min			
33	Will Felder	f	5-10	2-4	1-3	1	6	7	1	13	2	4	1	1	34
41	Blake McInams	f	0-5	0-0	2-2	4	2	6	1	2	2	0	0	0	29
02	Quinten Rollins	g	1-3	0-0	0-0	5	5	1	2	7	1	0	0	0	29
04	Reggie Johnson	g	7-13	4-8	4-4	1	0	1	2	22	1	2	0	0	31
05	Jarvis Eustace	f	1-5	4-5	1	2	4	3	6	2	1	0	1	1	31
00	Gaevonne McKnight	g	5-8	0-2	3-5	0	2	2	13	0	4	0	0	1	23
11	Will Sullivan	g	1-1	0-0	0-0	0	2	2	1	2	1	0	0	0	11
10	Joshua Oswald	g	0-1	0-0	0-0	0	0	0	0	0	0	0	0	0	4
13	Phillip Bennett	g	0-0	0-0	0-0	0	0	0	0	0	0	0	0	0	0
35	Brian Oddo	g	0-0	0-0	0-0	0	0	0	0	0	0	0	0	0	0
40	John Hawkins	g	1-2	0-0	0-0	0	1	1	2	0	0	0	0	0	8
Team															
Totals		21-48		6-22		14-19		7 25 30		12 62		15 12		1 3	

FG % 1st Half: 12-27 44.4% 2nd Half: 9-21 42.9% Game: 21-48 43.8%  
3FG % 1st Half: 4-14 28.6% 2nd Half: 2-8 25.0% Game: 6-22 27.3%  
FT % 1st Half: 4-5 80.0% 2nd Half: 10-14 71.4% Game: 14-19 73.7%

Notre Dame 74 • 1-0		Total	3-Pr	Rebounds		FT-FTA		Off Def Tot	PF	TP	A	T	Bk	Stl	Min
#	Player	FG-FGA	FG-FGA	FT-FTA	Off Def Tot	PF	TP	A	T	Bk	Stl	Min			
25	Tom Knight	f	5-7	0-0	3-3	1	3	4	3	13	0	0	0	0	22
11	Garrick Sherman	c	1-7	0-0	1-1	0	4	4	5	3	1	2	0	0	20
00	Eric Atkins	g	2-8	1-5	5-8	2	3	5	1	10	6	0	0	0	36
22	Jerian Grant	g	9-14	5-8	3-3	0	3	3	1	26	5	1	0	1	36
24	Pat Connaughton	g	4-8	3-6	0-0	1	6	7	2	11	5	1	0	2	38
03	V.J. Beachem	g	0-0	0-0	0-0	0	0	0	1	0	0	0	0	0	0
20	Austin Burgett	g	3-4	1-2	0-0	0	1	1	3	7	1	1	1	0	24
23	Demetrius Jackson	g	1-2	0-0	0-0	1	1	2	1	2	0	0	0	0	13
30	Zach Auguste	g	1-2	0-0	0-0	0	0	0	2	1	2	0	0	0	8
32	Steve Vasturia	g	0-0	0-0	0-0	0	0	0	0	0	0	0	0	0	2
Team															
Totals		26-52		10-21		12-15		5 22 27		17 74		21 7		1 9	

FG % 1st Half: 15-29 51.7% 2nd Half: 11-23 47.8% Game: 26-52 50.0%  
3FG % 1st Half: 5-10 50.0% 2nd Half: 5-11 45.5% Game: 10-21 47.6%  
FT % 1st Half: 4-5 80.0% 2nd Half: 8-10 80.0% Game: 12-15 80.0%

Officials: Mike Eades, Tim Comer, Ron Tyburski  
Technical fouls: Miami (Ohio)-None, Notre Dame-None.  
Attendance: 7783

Score by periods		1st	2nd	Total
Miami (Ohio)		32	30	62
Notre Dame		39	35	74

Last FG - MIAMI 2nd-02:22, ND 2nd-01:01.  
Largest lead - MIAMI None, ND by 16 1st-08:53.

Notes: Notre Dame improved to 14-0 all-time in season openers under Mike Brey and 93-18 all-time ... The Irish are 47-0 all-time at home under Brey in the month of November and have won 50 straight home contests in that month ... Notre Dame has won 58 of their last 63 contests when leading at the half ... The Irish extended their streak to 478 games when making at least one three-point field ... Notre Dame improved to 118-9 in its last 127 home games ... Jerian Grant's 26 points marked a career best ... Grant's nine field goals made was a career high and his five three-point field goals matched a personal best ... Eric Atkins netted double figures for the 50th time in his career.

# Game #4

## Notre Dame 84, Santa Clara 69

### Notre Dame, Ind. (Purcell Pavilion)

#### November 22, 2013

Santa Clara Universi 69 • 2-2		Total	3-Pr	Rebounds		FT-FTA		Off Def Tot	PF	TP	A	T	Bk	Stl	Min
#	Player	FG-FGA	FG-FGA	FT-FTA	Off Def Tot	PF	TP	A	T	Bk	Stl	Min			
33	John McArthur	f	3-8	1-1	0-0	0	0	0	2	7	0	0	1	21	12
44	Yannick Atanga	f	1-2	0-0	0-0	2	3	5	4	2	0	0	2	12	12
03	Brandon Clark	g	8-15	3-5	2-2	1	1	2	21	6	1	0	1	35	15
20	Denzel Johnson	g	2-4	0-0	0-0	1	1	1	4	1	1	0	1	19	19
21	Jared Brownridge	g	5-10	4-8	2-2	0	1	1	16	3	2	0	0	35	15
00	Jerry Brown	g	2-5	0-0	2-4	1	3	4	3	6	2	1	0	1	24
05	Jarvis Eustace	g	0-0	0-0	0-0	0	0	0	0	0	0	0	0	5	5
22	Julian Clarke	g	1-2	0-0	0-0	1	1	2	0	0	0	0	0	6	6
24	Evan Romoquero	g	2-10	2-5	3-4	2	2	4	2	9	3	2	0	0	26
35	Robert Garrett	g	1-1	0-0	0-0	0	1	1	0	2	0	0	0	12	12
43	Nate Kratch	g	0-3	0-2	0-0	0	1	1	2	0	0	0	0	0	5
Team															
Totals		25-60		10-22		9-12		10 15 25		69 16		11 3		5 20	

FG % 1st Half: 13-34 38.2% 2nd Half: 12-26 46.2% Game: 25-60 41.7%  
3FG % 1st Half: 4-9 44.4% 2nd Half: 4-9 44.4% Game: 10-22 45.5%  
FT % 1st Half: 3-4 75.0% 2nd Half: 6-8 75.0% Game: 9-12 75.0%

Notre Dame 84 • 3-1		Total	3-Pr	Rebounds		FT-FTA		Off Def Tot	PF	TP	A	T	Bk	Stl	Min
#	Player	FG-FGA	FG-FGA	FT-FTA	Off Def Tot	PF	TP	A	T	Bk	Stl	Min			
25	Tom Knight	f	1-1	0-0	0-0	0	0	0	2	7	0	0	0	0	7
11	Garrick Sherman	c	5-11	0-0	6-8	4	4	8	0	16	0	3	1	1	28
00	Eric Atkins	g	6-14	2-5	2-2	1	2	3	0	16	5	2	0	1	39
22	Jerian Grant	g	8-15	2-5	2-2	0	1	1	2	20	5	1	0	1	39
24	Pat Connaughton	g	2-4	1-3	2-4	0	4	4	2	7	2	0	0	2	34
20	Austin Burgett	g	2-4	0-1	2-2	4	6	10	5	6	2	1	2	22	22
23	Demetrius Jackson	g	3-4	2-2	5-5	2	6	8	1	13	2	2	0	0	23
30	Zach Auguste	g	0-4	0-0	4-4	0	1	1	4	0	0	1	0	0	8
Team															
Totals		27-57		7-16		23-27		16 26 42		13 84		16 11		3 7	

FG % 1st Half: 13-28 46.4% 2nd Half: 14-29 48.3% Game: 27-57 47.4%  
3FG % 1st Half: 3-7 42.9% 2nd Half: 3-7 42.9% Game: 7-16 43.8%  
FT % 1st Half: 11-14 78.6% 2nd Half: 12-12 93.3% Game: 23-27 85.2%

Officials: Gary Maxwell, Alan Spainhour, Raymond E Jr-Styons  
Technical fouls: Santa Clara Universi-None, Notre Dame-None.  
Attendance: 9149

Score by periods		1st	2nd	Total
Santa Clara Universi		35	34	69
Notre Dame		41	43	84

Last FG - SCU 2nd-01:55, ND 2nd-02:04.  
Largest lead - SCU by 5 1st-15:29, ND by 16 2nd-08:03.

Score tied - 3 times.  
Lead changed - 12 times.

Notes: This marked the second meeting between the two schools and first since 1970 ... Notre Dame improved to 28-12 all-time against teams from the West Coast Conference (6-2 under Mike Brey) ... Eric Atkins registered double figures for the 52nd time in his career ... Jerian Grant scored in double figures for the fourth consecutive game and netted 20-plus points for the second time in four games and 10th time in his career ... Demetrius Jackson's 13 points marked the first double-figure scoring effort of his career ... Austin Burgett's 10 rebounds marked a career high and were the most rebounds by an Irish player this season ... Garrick Sherman's season-high 16 points was the second double-figure scoring effort of his season and the 12th of his career.

# Game #2

## Notre Dame 80, Stetson 49

### Notre Dame, Ind. (Purcell Pavilion)

#### November 10, 2013

Stetson 49 • 0-2		Total	3-Pr	Rebounds		FT-FTA		Off Def Tot	PF	TP	A	T	Bk	Stl	Min
#	Player	FG-FGA	FG-FGA	FT-FTA	Off Def Tot	PF	TP	A	T	Bk	Stl	Min			
02	Kentwan Smith	f	1-7	1-3	1-2	2	2	4	1	4	1	1	0	1	16
11	Will Felder	f	4-10	0-1	0-0	3	6	9	2	8	3	1	2	0	19
00	Raymond Andrews	g	4-4	0-3	0-0	0	4	4	1	0	2	3	0	0	27
10	Hunter Miller	g	1-1	1-1	0-0	0	0	0	2	3	2	2	0	0	18
11	Aaron Graham	g	2-6	2-4	0-0	1	0	1	6	1	0	0	0	0	17
04	B.J. Glasford	g	1-2	0-0	0-0	1	0	1	3	2	0	0	0	0	13
22	Rakeem Harney	g	0-1	0-0	0-0	0	0	0	1	0	6	2	0	0	15
22	Tanner Plemmmons	g	2-4	2-4	0-0	0	1	1	6	0	0	0	0	0	8
21	Leke Sforzo	g	4-5	1-1	0-0	0	0	0	1	0	0	1	0	0	7
33	Glenn Blair	g	2-6	1-4	2-2	0	0	0	0	7	0	1	0	0	17
40	Kyle Sikora	g	0-0	0-0	0-0	0	0	0	1	0	0	0	0	0	9
41	Brian Pepp	g	5-15	0-2	3-4	1	2	3	2	13	2	2	0	1	34
Team															
Totals		18-56		7-23		6-8		10 17 27		49 15		13 3		2 20	

FG % 1st Half: 8-30 26.7% 2nd Half: 10-26 38.5% Game: 18-56 32.1%  
3FG % 1st Half: 2-11 18.2% 2nd Half: 5-12 41.7% Game: 7-23 30.4%  
FT % 1st Half: 3-4 75.0% 2nd Half: 3-4 75.0% Game: 6-8 75.0%

FT % 1st Half: 3-4 75.0% 2nd Half: 3-4 75.0% Games: 6-8 75.0%																0.1
Notre Dame 80 • 2-0																
#	Player	Total	3-Pr	Rebounds					PF	TP	A	T	Bk	Stl	Min	
		FG-FTA	FG-FTA	FT-FTA	Off	Def	Tot									
25	Tom Knight	f	2-6	0-0	0	0	2	2	2	4	3	0	1	1	22	
11	Garrick Sherman	c	7-11	0-0	1-2	1	8	9	4	15	1	2	1	1	23	
00	Eric Atkins	g	4-6	2-4	0-0	0	2	2	0	8	4	1	0	1	27	
22	Jerian Grant	g	3-6	2-3	5-7	0	1	1	15	6	0	0	1	1	25	
24	Pat Connaughton	g	4-5	3-3	0-0				6	10	0	1	2	1	23	
03	Beau Cole	g	4-5	2-3	0-0	2	2	4	0	10	0	1	1	1	23	
20	Austin Burgett	g	3-4	1-2	0-0	0	2	6	3	7	0	1	0	1	18	
23	Demetrius Jackson	g	4-5	1-1	0-0	1	2	3	0	9	3	1	0	1	18	
02	Zach Ausberry	g	0-2	0-0	1-2	0	1	1	0	0	1	0	1	0	17	
05	Steve Vasturia	g	0-1	0-0	0-0	0	1	1	0	2	0	0	0	1	15	

# Game #7 Iowa 98, Notre Dame 93 Iowa City, Iowa (Carver-Hawkeye Arena) December 3, 2013

## Notre Dame 93 • 5-2

#	Player	Total	3-Ptr	Rebounds	FG-FGA	FT-FTA	Off Def	PF	TP	A	To	Bk	Stl	Min
24	Pat Connaughton	f	4-12	2-7	2-2	0	3	4	12	4	1	2	2	32
11	Garrick Sherman	c	12-18	0-0	5-5	4	5	9	4	29	0	1	0	32
00	Eric Atkins	g	8-16	4-5	3-5	3	1	4	23	3	1	0	1	36
22	Jerian Grant	g	5-12	0-2	3-3	2	2	4	4	13	0	3	0	39
21	Demetrius Jackson	g	3-4	2-3	1-2	1	1	2	1	9	1	1	0	33
20	Austin Burgett	g	1-2	0-0	1-2	0	1	1	3	2	0	0	1	15
30	Zach Auguste	g	2-4	0-0	0-0	0	1	1	2	4	0	0	0	13
Team		1-12												
Totals		35-68	8-17	11-15	26	22	93	20	7	2	7	20	3	

FG % 1st Half: 16-33 48.5% 2nd half: 19-35 54.3% Game: 35-68 51.5%  
3FG % 1st Half: 3-4 75.0% 2nd half: 5-13 38.5% Game: 8-17 47.1%  
FT % 1st Half: 8-9 88.9% 2nd half: 7-10 70.0% Game: 15-19 78.9%

## Iowa 98 • 8-1

#	Player	Total	3-Ptr	Rebounds	FG-FGA	FT-FTA	Off Def	PF	TP	A	To	Bk	Stl	Min
01	Basabe, Melsahn	f	3-4	0-0	0-0	0	1	1	6	0	1	0	0	12
30	White, Aaron	g	7-9	0-0	6-6	3	4	7	1	20	7	2	1	36
2	Woodbury, Adam	c	2-3	0-0	2-2	1	2	3	4	3	0	0	1	15
04	Marble, Roy Devyn	g	1-4	2-5	1-2	0	3	3	0	17	2	1	1	36
10	Gesell, Mike	g	3-6	2-3	2-2	1	4	5	2	10	2	2	0	22
08	Olaseni, Gabriel	g	3-4	0-0	3-4	2	2	5	1	9	2	1	1	11
03	Jok, Peter	g	1-3	1-2	0-0	0	0	0	1	3	0	0	0	3
09	Clemmons, Anthony	g	0-3	0-1	0-0	1	1	2	1	0	2	1	0	19
15	McCabe, Zach	g	3-5	1-1	3-3	1	2	3	4	10	1	0	0	22
23	Uthoff, Jarrod	g	4-6	1-1	8-10	1	5	6	17	1	1	1	0	24
Team		1-1												
Totals		33-58	7-13	25-29	12	24	36	15	98	20	12	5	3	200

FG % 1st Half: 19-33 57.6% 2nd half: 14-25 56.0% Game: 33-58 56.9%  
3FG % 1st Half: 3-7 42.9% 2nd half: 4-6 66.7% Game: 7-13 53.8%  
FT % 1st Half: 11-12 91.7% 2nd half: 14-17 82.4% Game: 25-29 86.2%

Officials: Mike Kitts, Bo Boroski, Steve McClunkins  
Technical fouls: Notre Dame-None, Iowa-None.  
Attendance: 15400  
Big Ten/ACC Challenge

Score by periods	1st	2nd	Total
Notre Dame	43	50	93
Iowa	52	46	98

Last FG - ND 00-02, IOWA 20-01.  
Largest lead - ND by 5 1st-16:41, IOWA by 11 1st-00:56.

Score tied - 7 times.  
Lead changed - 6 times.

**Notes:** Notre Dame made its first visit to Iowa City since Dec. 18, 1950 ... Garrick Sherman's 29 points were a career high and marked the second 20-point outing of his career ... Sherman's nine rebounds matched a career high ... Eric Atkins' 23 points marked the fifth time he topped the 20-point mark ... The 98 points were the most surrendered in a game since a 102-87 setback to North Carolina on Nov. 26, 2008 at the Maui Invitational ... The 93 points were the most in a loss since a 105-95 setback to USC on Dec. 12, 1990 ... Notre Dame committed just seven turnovers - fourth time this season with fewer than 10 turnovers in a game ... The Irish are now 6-11 against Big Ten teams under Mike Brey ... Jerian Grant notched the fourth double-double of his career.

# Game #8 Notre Dame 80, Delaware 75 Notre Dame, Ind. (Purcell Pavilion) December 7, 2013

## DELAWARE 75 • 5-4

#	Player	Total	3-Ptr	Rebounds	FG-FGA	FT-FTA	Off Def	PF	TP	A	To	Bk	Stl	Min
21	Marvin King-Davis	f	0-1	0-0	0-0	0	0	0	3	0	0	1	0	11
34	Clay Baptiste	f	3-6	0-0	1-2	1	7	8	2	7	0	2	4	35
09	Davon Lister	g	6-12	3-6	4-6	1	2	3	4	19	2	1	0	38
04	Jarvis Thraatt	g	7-17	1-5	8-10	2	4	6	3	23	10	7	0	40
13	Kyle Anderson	g	7-11	5-8	0-0	1	2	3	19	1	0	1	1	36
02	Barrett, Jeremy	g	0-0	0-0	0-0	0	0	0	2	0	0	0	0	1
11	Devonne Pinkard	g	1-3	1-3	2-2	1	3	4	5	0	0	0	0	31
15	Maurice Jeffers	g	0-0	0-0	0-0	0	0	0	0	0	0	0	0	3
23	Cazmon Hayes	g	0-2	0-1	2-2	0	2	2	0	2	0	0	0	5
Totals		24-52	10-23	17-22	6	21	27	21	75	13	11	5	20	

FG % 1st Half: 11-28 39.3% 2nd half: 13-24 54.2% Game: 24-52 46.2%  
3FG % 1st Half: 5-12 41.7% 2nd half: 5-11 45.5% Game: 10-23 43.5%  
FT % 1st Half: 8-9 88.9% 2nd half: 9-13 69.2% Game: 17-22 77.3%

## Notre Dame 80 • 6-2

#	Player	Total	3-Ptr	Rebounds	FG-FGA	FT-FTA	Off Def	PF	TP	A	To	Bk	Stl	Min
11	Garrick Sherman	c	7-12	0-0	5-7	4	2	6	3	19	0	3	0	27
08	Eric Atkins	g	1-4	0-2	0-0	0	0	0	2	7	0	0	1	37
22	Jerian Grant	g	10-16	2-5	3-4	0	5	5	4	25	4	0	1	39
21	Demetrius Jackson	g	1-3	0-1	4-6	0	2	2	3	6	1	2	0	30
24	Pat Connaughton	g	10-13	3-4	6-7	2	9	11	2	21	0	1	0	40
20	Austin Burgett	g	0-0	0-0	2-2	0	2	2	1	2	1	0	0	12
30	Zach Auguste	g	2-6	0-0	0	3	6	4	1	2	0	1	1	13
30	Zach Auguste	g	0-1	0-0	1-2	0	0	1	1	0	1	0	0	2
Team		2-5												
Totals		27-55	5-12	21-28	11	26	37	20	80	13	9	0	8	200

FG % 1st Half: 15-31 48.4% 2nd half: 12-24 50.0% Game: 27-55 49.1%  
3FG % 1st Half: 4-8 50.0% 2nd half: 1-4 25.0% Game: 5-12 41.7%  
FT % 1st Half: 6-9 66.7% 2nd half: 11-13 84.6% Game: 17-22 77.3%

Officials: Bob Testa, Tom Reagan, Rob Rile-None  
Technical fouls: DELAWARE-None, Notre Dame-None.  
Attendance: 8157

Score by periods	1st	2nd	Total
Notre Dame	35	45	80
DELAWARE	42	38	80

Last FG - DELAWARE 2nd-00:01, ND 2nd-00:56.  
Largest lead - DELAWARE by 5 1st-05:16, ND by 12 2nd-16:31.

Score tied - 2 times.  
Lead changed - 5 times.

**Notes:** This was the first-ever meeting between the Irish and the Blue Hens ... Notre Dame improved to 12-0 all-time against teams from the Colonial Athletic Association ... The Irish are 58-4 in their last 62 home games ... Notre Dame extended its streak to 485 games with a three pointer ... The Irish had fewer than 10 turnovers in a game for the third consecutive game and fifth time overall ... Pat Connaughton notched his second double-double of the season and fourth of his career ... Connaughton's three steals matched his career high ... Jerian Grant netted 20-plus points for the fourth time this season and 12th time in his career ... Grant's 10 field goals made were a career high ... Garrick Sherman had his career-best streak of 13 straight free throws made snapped ... Sherman extended his double-figure scoring streak to a fifth consecutive contest.

# Game #9 Notre Dame 70, Bryant 59 Notre Dame, Ind. (Purcell Pavilion) December 9, 2013

## Bryant 59 • 6-4

#	Player	Total	3-Ptr	Rebounds	FG-FGA	FT-FTA	Off Def	PF	TP	A	To	Bk	Stl	Min
23	Alex Francis	f	6-13	0-0	5-6	1	3	4	3	17	1	3	0	40
44	Claybryn Mcnath	c	0-0	0-0	0-0	0	0	0	0	0	0	0	0	3
01	Cory Maynard	g	4-12	2-6	0	6	6	3	10	7	2	0	4	36
10	Joe O'Shea	g	5-12	3-6	0	2	3	5	4	13	2	1	0	37
12	Dyami Starks	g	4-12	4-8	0-0	1	3	4	1	12	1	1	0	34
00	DeShon Soukup	g	0-0	0-0	0-0	0	0	0	0	0	0	0	0	0
03	Bosko Kostur	g	0-0	0-0	0-0	0	0	0	0	0	0	0	0	1
04	Shane MacLaughlin	g	0-1	0-0	0-0	0	0	0	0	0	0	0	0	10
15	Ellis Williams	g	0-0	0-0	0-0	1	1	1	0	0	1	0	0	3
24	Dan Garvin	g	3-9	0-3	1-1	1	5	6	5	7	0	2	1	34
34	Curtis Oakley	g	0-0	0-0	0-0	0	0	0	0	0	0	0	0	2
Team		3-4												
Totals		22-59	9-23	6-7	8	22	30	19	59	15	12	2	10	200

FG % 1st Half: 9-29 31.0% 2nd half: 13-30 43.3% Game: 22-59 37.3%  
3FG % 1st Half: 6-15 40.0% 2nd half: 3-8 37.5% Game: 9-23 39.1%  
FT % 1st Half: 3-4 75.0% 2nd half: 3-3 100.0 Game: 6-7 85.7%

## Notre Dame 70 • 7-2

#	Player	Total	3-Ptr	Rebounds	FG-FGA	FT-FTA	Off Def	PF	TP	A	To	Bk	Stl	Min
11	Garrick Sherman	c	6-12	2-3	5	9	13	14	5	3	2	3	1	31
00	Eric Atkins	g	1-6	1-4	0-0	1	5	6	1	3	4	3	1	36
22	Jerian Grant	g	5-12	2-5	11-13	0	2	2	0	23	9	3	2	48
21	Demetrius Jackson	g	2-5	0-2	3-6	1	3	4	1	7	3	0	0	33
24	Pat Connaughton	g	5-10	3-8	4-4	4	7	11	3	17	1	1	1	31
20	Austin Burgett	g	0-2	0-0	0-0	0	0	1	0	1	0	1	0	11
25	Tom Knight	g	3-8	0-0	0	2	4	6	2	6	0	1	0	20
Team		1-2												
Totals		22-55	6-19	20-26	14	30	49	9	70	17	13	8	8	200

FG % 1st Half: 14-27 51.9% 2nd half: 8-28 28.6% Game: 22-55 40.0%  
3FG % 1st Half: 5-9 55.6% 2nd half: 1-10 10.0% Game: 6-19 31.6%  
FT % 1st Half: 6-7 85.7% 2nd half: 14-19 73.7% Game: 20-26 76.9%

Officials: Donnie Epley, Guy Pagano, Victor Montgomery  
Technical fouls: Bryant-None, Notre Dame-None.  
Attendance: 7323

Score by periods	1st	2nd	Total
Notre Dame	37	32	69
Bryant	27	32	59

Last FG - ND 2nd-00:15, ND 2nd-01:30.  
Largest lead - ND by 5 1st-11:36, ND by 13 2nd-19:44.

Score tied - 3 times.  
Lead changed - 4 times.

**Notes:** Pat Connaughton registered his second consecutive double-double, third in the last four games and fifth of his career ... Connaughton netted double figures for a career-best fourth consecutive game ... He grabbed 10-plus rebounds for the sixth time in his career ... Garrick Sherman posted his first career double-double ... Sherman's 13 rebounds were the most by any Irish player this season ... He extended his double-figure scoring streak to a career-best six games ... His three blocks matched a career high ... Jerian Grant remained the only Irish player to score in double figures in all nine games ... His nine-game double-figure scoring streak is a personal best ... Grant tallied 20-plus points for the second consecutive game and fifth time overall this season ... He has topped the 20-point mark 13 times in his career ... Grant's 11 free throws made were a career high ... Notre Dame improved to 20-0 all-time versus teams from the Northeast Conference ... The Irish are 76-2 in their last 78 non-conference home games.

# Game #10 North Dakota State 73, Notre Dame 69 Notre Dame, Ind. (Purcell Pavilion) December 11, 2013

## North Dakota State 73 • 7-3

#	Player	Total	3-Ptr	Rebounds	FG-FGA	FT-FTA	Off	Def	PF	TP	A	To	Bk	Stl	Min
03	Mike Felt	0-2	0-1	0-0	0-0	0	0	0	0	1	0	1	0	0	12
12	Lawrence Alexander	5-14	2-4	4-5	1	13	14	0	16	1	2	1	2	1	40
23	Carlin Dupree	2-2	0-0	0-0	0	1	2	4	0	0	0	0	0	0	9
22	Kory Brown	1-2	0-0	1-2	1	0	1	4	3	3	1	1	2	1	21
24	Taylor Braun	3-6	2-3	5-6	0	3	3	4	13	3	1	0	3	0	38
32	Trayvonn Wright	4-11	1-2	0	0	6	6	1	9	0	0	0	0	0	36
23	Kris Kading	0-0	0-0	0-0	1	1	1	0	1	0	1	0	1	0	15
42	Marshall Borkington	11-14	0-0	4-6	2	3	5	5	26	4	1	1	1	1	30
24	Adam Espersen	0-0	0-0	0-0	0	0	0	0	0	0	1	0	1	0	0
Team		0-0	0-0	0-0	0	0	1	1	0	0	0	0	0	0	0
Total		27-53	10-19	14-19	1	31	31	73	13	8	5	5	5	5	200
FG % 1st Half: 14-24 58.3%		2nd half: 13-29 44.8%		Total: 27-53 50.9%											
3FG % 1st Half: 5-7 71.4%		2nd half: 5-12 41.7%		Game: 15-30 50.0%											
FT % 1st Half: 4-6 66.7%		2nd half: 4-6 66.7%		Game: 8-14 57.1%		Rebounds									

# Game #13 Notre Dame 87, Canisius 81 (OT) Notre Dame, Ind. (Purcell Pavilion) December 29, 2013

Canisius 81 • 8-5														
#	Player	Total	3-Pr	Rebounds	PF	TP	A	To	Bk	Stl	Min	FG	FGA	FT
13	Chris Manhertz	6	1-1	0-0	0	4	7	11	5	12	0	4	1	0
38	Jordan Heath	5	1-1	3-5	0-1	5	6	11	2	13	3	3	1	0
11	Billy Baron	10	2-0	4-8	9-9	1	5	6	23	5	1	0	6	43
3	Chris Perez	9	1-8	1-2	2-2	0	1	1	2	5	4	1	0	1
17	Dominique Raney	3	0-3	0-0	0	0	0	1	6	0	1	1	2	17
41	Zach Lewis	3	2-3	2-0	0	0	1	1	3	8	1	0	2	30
40	Jeremiah Williams	1	0-0	0-0	0	0	0	0	0	0	1	0	0	2
22	Phil Valenti	1-1	0-0	0-0	0	0	0	2	2	0	1	0	0	13
50	Josiah Heath	1-2	0-0	0-0	0	0	0	2	2	1	1	0	1	11
Team		30-67	10-21	11-12	10	21	19	81	14	14	3	12	225	
Totals														
FG % 1st Half: 13-34 38.2% 2nd half: 15-27 55.6% OT: 2-6 33.3% Game: 30-67 44.8% Deadead Rebounds 3FG % 1st Half: 3-10 30.0% 2nd half: 7-10 70.0% FT: 0-1 0.0% Game: 10-21 47.6% Rebounds 1 FT % 1st Half: 4-4 100.0 2nd half: 3-4 75.0% FT: 0-0 0.0% Game: 11-12 91.7% 0														

Notre Dame 87 • 9-4														
#	Player	Total	3-Pr	Rebounds	PF	TP	A	To	Bk	Stl	Min	FG	FGA	FT
25	Tom Knight	3	0-0	0-0	3	1	4	1	4	0	1	0	0	10
11	Garrick Sherman	7	1-3	0-0	3-3	7	10	2	17	2	3	1	2	29
00	Eric Atkins	10	1-4	6-8	4-6	0	3	3	1	30	7	7	0	45
23	Demetrius Jackson	9	0-5	0-0	4-4	0	2	4	4	2	0	0	0	20
24	Pat Connaughton	4	1-1	0-1	0	2	4	6	3	6	4	2	1	0
03	V.J. Beachem	2-9	1-5	1-1	1	0	1	1	6	0	0	0	0	17
20	Austin Burgett	1-1	0-0	1-1	1	4	5	2	3	1	1	0	0	11
30	Zach Auguste	5-7	0-0	2-4	4	8	1	12	1	0	0	0	0	16
32	Steve Vasturia	1-3	1-3	2-2	0	2	2	1	5	0	1	0	1	22
Team		31-66	8-19	17-21	16	28	44	12	87	17	16	2	6	225
Totals														
FG % 1st Half: 14-34 41.2% 2nd half: 14-27 51.9% OT: 3-5 60.0% Game: 31-66 47.0% Deadead Rebounds 3FG % 1st Half: 1-7 14.3% 2nd half: 1-3 33.3% FT: 1-2 50.0% Game: 8-19 42.1% 2 FG % 1st Half: 2-2 100.0 2nd half: 1-2 50.0% FT: 1-2 50.0% Game: 17-21 81.0% 2														

Officials: Brian Dorsey, Tim Kelly, Jeff Clark  
Technical fouls: Canisius-None, Notre Dame-None.  
Attendance: 8400

Score by periods	1st	2nd	OT	Total
Canisius	33	44	8	85
Notre Dame	31	42	14	87

Last FG - CAN OT-01:11, ND OT-00:13.  
Largest lead - CAN by 9 1st-14:43, ND by 6 OT-00:03.

**Notes:** Notre Dame is now 14-9 all-time in overtime games under Mike Brey ... The Irish have won seven of their last eight overtime contests including four straight ... Eric Atkins' 30 points marked a career high ... Notre Dame won its first game of the season when trailing at the half (1-4) ... The Irish extended their streak of consecutive games with a three pointer to 490 ... Atkins' 10 field goals and six three pointers were both personal bests ... Zach Auguste reached double figures for the third time this season and fifth of his career ... V.J. Beachem had a career high six points ... Garrick Sherman notched his third career double-double ... Sherman extended his double-figure scoring streak to a career-best 10 games ... Steve Vasturia's five points were a career high.

# Game #14 Notre Dame 79, #7/8 Duke 77 Notre Dame, Ind. (Purcell Pavilion) January 4, 2014

Duke 77 • 11-3, 0-1 ACC														
#	Player	Total	3-Pr	Rebounds	PF	TP	A	To	Bk	Stl	Min	FG	FGA	FT
01	Jabari Parker	2	1-0	1-5	2-4	1	3	4	0	7	0	2	0	0
05	Rodney Hood	8	1-7	5-10	6-6	0	3	3	0	27	2	0	0	34
15	Josh Hairston	7	1-1	0-0	0-0	0	0	0	3	2	0	0	0	9
00	Quinn Cook	9	7-14	3-5	5-5	0	4	4	22	4	2	0	2	39
01	Tyler Thornton	9	1-2	1-2	0	1	2	3	3	1	0	0	2	25
14	Rasheed Sulaimon	1-4	1-2	3-3	0	2	2	3	6	0	0	0	0	22
21	Amile Jefferson	2-5	0-0	1-1	4	5	9	4	1	0	1	0	1	21
34	Andre Dawkins	2-5	1-4	1-1	0	1	1	4	6	0	0	0	0	18
40	Marshall Plumlee	0-0	0-0	0-0	0	0	0	0	0	0	0	1	4	4
Team		24-58	12-28	17-20	8	22	30	19	77	8	6	1	5	200
Totals														
FG % 1st Half: 14-34 41.2% 2nd half: 10-24 41.7% Game: 24-58 41.4% Deadead Rebounds 3FG % 1st Half: 8-16 50.0% 2nd half: 4-12 33.3% Game: 12-28 42.9% FT % 1st Half: 1-3 33.3% 2nd half: 16-17 94.1% Game: 17-20 85.0% 1														

Notre Dame 79 • 10-4, 1-0 ACC														
#	Player	Total	3-Pr	Rebounds	PF	TP	A	To	Bk	Stl	Min	FG	FGA	FT
30	Zach Auguste	4	3-6	0-0	0-0	3	1	4	1	6	0	0	0	16
11	Garrick Sherman	6	2-14	0-0	2-4	3	5	8	4	14	0	1	0	21
09	Eric Atkins	9	7-13	0-0	5-9	0	1	1	19	2	1	1	1	38
23	Demetrius Jackson	3	2-3	1-1	3-4	0	4	4	3	8	2	1	0	28
24	Pat Connaughton	9	6-9	2-2	2-2	6	8	2	16	5	1	0	0	37
03	V.J. Beachem	1-3	0-1	0-0	0	0	0	1	2	0	0	0	0	8
20	Austin Burgett	1-2	0-0	0-2	0	5	5	4	0	0	5	0	0	24
25	Tom Knight	1-2	0-0	1-4	1	2	0	3	0	0	0	1	1	6
32	Steve Vasturia	3-5	3-5	0-0	0	4	4	0	9	0	1	0	1	22
Team		30-57	6-12	13-24	11	28	39	16	79	18	6	6	4	200
Totals														
FG % 1st Half: 15-33 45.5% 2nd half: 15-24 62.5% Game: 30-57 52.6% Deadead Rebounds 3FG % 1st Half: 3-6 50.0% 2nd half: 3-6 50.0% Game: 6-12 50.0% FT % 1st Half: 2-6 33.3% 2nd half: 11-18 61.1% Game: 13-24 54.2% 5														

Officials: Karl Hayes, Ray Natili, Doug Showne  
Technical fouls: Duke-None, Notre Dame-None.  
Attendance: 9149

Score by periods	1st	2nd	Total
Duke	37	40	77
Notre Dame	35	44	79

Last FG - DU 2nd-00:01, ND 2nd-00:33.  
Largest lead - DU by 19 2nd-11:36, ND by 6 2nd-04:18.

**Notes:** This was the first-ever game for the Irish in the Atlantic Coast Conference ... Eric Atkins posted his first double-double of the season and fifth of his career ... Atkins became the seventh player in Notre Dame history with 500 assists ... Austin Burgett's five blocks were a career high ... Garrick Sherman extended his double-figure scoring streak to a career-best 11 games ... Steve Vasturia had personal bests of nine points and four rebounds ... Notre Dame has won each of its last five home games against teams ranked in the top-10 of the Associated Press poll ... The Irish are 13-5 at home versus teams in the top-10 of the AP poll under Mike Brey ... Brey earned his first-ever career win over Duke (4-2 all-time) ... This was Notre Dame's first win over Duke since a 70-66 overtime decision on Feb. 15, 1987 at home ... Heading into the contest, the Blue Devils had won 11 straight ... Zach Auguste made his first career start ... This was the fifth different starting lineup the Irish have used this season and the third consecutive contest with a different starting quintet.

# Game #16 Georgia Tech 74, Notre Dame 69 Atlanta, Ga. (McCamish Pavilion) January 11, 2014

Notre Dame 69 • 10-6, 1-2 ACC														
#	Player	Total	3-Pr	Rebounds	PF	TP	A	To	Bk	Stl	Min	FG	FGA	FT
24	Pat Connaughton	4	1-1	1-8	1	0	10	10	7	1	1	1	1	38
30	Zach Auguste	3	3-6	0-0	0	1	2	4	6	1	0	0	0	14
11	Garrick Sherman	6	2-18	0-0	1-1	5	7	12	4	13	1	4	0	26
00	Eric Atkins	8	0-3	6-8	5-7	1	1	2	1	20	4	2	0	40
23	Demetrius Jackson	5	2-5	0-0	0	1	1	2	4	2	0	0	0	21
03	V.J. Beachem	0-2	0-2	0-0	0	1	1	1	0	0	0	0	0	7
20	Austin Burgett	5-10	1-5	0-0	2	3	5	4	11	1	0	0	0	21
32	Steve Vasturia	2-5	1-3	0-0	2	3	5	1	5	0	1	0	0	23
Team		28-70	6-24	7-9	12	28	40	18	69	17	8	2	6	200
Totals														
FG % 1st Half: 14-38 36.8% 2nd half: 14-32 43.8% Game: 28-70 40.0% Deadead Rebounds 3FG % 1st Half: 4-12 33.3% 2nd half: 2-12 16.7% Game: 6-24 25.0% FT % 1st Half: 3-3 100.0 2nd half: 4-6 66.7% Game: 7-9 77.8% 3.2														

Georgia Tech 74 • 10-6, 1-2 ACC														
#	Player	Total	3-Pr	Rebounds	PF	TP	A	To	Bk	Stl	Min	FG	FGA	FT
01	Georges-Hunt, Marcus	2	1-0	1-4	4-6	2	3	1	0	0	0	1	2	37
14	Morris, Jason	7	0-3	0-0	0	0	3	1	0	0	0	0	0	12
24	Holsey, Kammeon	6	4-9	0-0	1-2	3	4	7	4	13	0	3	1	0
05	Miller, Daniel	4	6-9	0-0	2-3	3	10	13	1	10	2	2	4	31
23	Golden, Trae	8	1-1	2-3	2-5	0	2	4	20	4	3	0	0	28
11	Bolden, Chris	4	1-1	4-8	2-2	2	2	4	0	14	2	1	0	23
12	Stephens, Quinton	3	0-3	0-2	1	2	3	1	8	0	1	0	1	21
30	Heyward, Corey	0-1	0-0	0-0	1	3	4	1	0	2	0	0	0	12
Team		27-63	7-21	13-20	13	28	41	13	74	17	11	6	6	200
Totals														
FG % 1st Half: 17-42 40.5% 2nd half: 12-31 38.7% Game: 27-63 42.9% Deadead Rebounds 3FG % 1st Half: 4-10 40.0% 2nd half: 3-11 27.3% Game: 7-21 33.3% FT % 1st Half: 5-10 50.0% 2nd half: 8-10 80.0% Game: 13-20 65.0% 0.1														

Officials: Jamie Luckie, Brian Dorsey, Sean Hull  
Technical fouls: Notre Dame-None, Georgia Tech-None.  
Attendance: 7727

Score by periods	1st	2nd	Total
Notre Dame	33	36	69
Georgia Tech	39	35	74

Last FG - ND 2nd-01:15, GT 2nd-00:45.  
Largest lead - ND by 2 2nd-03:56, GT by 15 2nd-13:59.

**Notes:** This was the ninth meeting between the Irish and the Yellowjackets and Notre Dame's first visit to Georgia Tech since the 1988-89 season ... The Irish are 0-4 all-time at Georgia Tech ... Notre Dame committed eight or fewer turnovers in a game for the seventh time ... This was the second game this season that two players notched double-doubles in the same game ... Eric Atkins netted double figures for the fifth consecutive game (tying a season-best streak) ... Atkins scored 20-plus points for the third time this season and seventh time in his career ... Atkins has logged 39-plus minutes in six game this season ... Austin Burgett's 11 points were a career high ... Pat Connaughton registered his fourth double-double of the season and sixth of his career ... Connaughton's seven assists tied a career high ... Garrick Sherman registered a team-leading fifth double-double of the season (has five double-doubles in the last eight games) ... Sherman extended his double-figure scoring streak to a career-best 13 consecutive games.

# Game #17 Maryland 74, Notre Dame 66 College Park, Md. (Comcast Center) January 15,

## Game #19 Florida State 76, Notre Dame 74

### Tallahassee, Fla. (Donald L. Tucker Center)

### January 21, 2014

Notre Dame 74 • 11-8, 2-4 ACC

#	Player	Total		3-Ptr		Rebounds		PF	TP	A	T	Bk	Stl	Min
		FG	FGA	FG	FGA	FT	FTA							
20	Austin Burgett	f	2-3	1-2	2-3	0	0	2	7	1	0	0	0	21
24	Pat Connaughton	f	3-12	1-7	2-4	7	3	10	2	2	2	0	0	40
11	Garrick Sherman	c	9-14	0-0	3-4	7	3	10	3	21	1	2	0	31
00	Eric Atkins	g	1-16	4-8	2-2	1	3	4	1	24	5	3	1	40
23	Demetrius Jackson	q	1-2	0-0	0-0	0	0	3	2	2	0	0	0	33
03	V.J. Beachem	g	0-1	0-1	0-0	0	0	0	0	0	0	0	0	2
30	Zach Auguste	g	3-7	0-1	2-3	0	2	2	8	0	0	0	0	15
32	Steve Vasturia	g	1-4	1-3	0-0	1	2	3	1	0	0	1	1	16
Team		0												
Totals		28-59	7-22	11-16	12	17	29	14	74	12	7	0	3	200

FG % 1st Half: 12-30 40.0% 2nd Half: 16-29 55.2% Game: 28-59 47.5%  
3FG % 1st Half: 3-7 42.9% 2nd Half: 4-9 44.4% Game: 7-22 31.8%  
FT % 1st Half: 6-9 66.7% 2nd Half: 5-7 71.4% Game: 11-16 68.8%

Florida State 76 • 13-5, 4-2 ACC

#	Player	Total		3-Ptr		Rebounds		PF	TP	A	T	Bk	Stl	Min
		FG	FGA	FG	FGA	FT	FTA							
14	Gilchrist, Robert	f	3-3	0-0	0-0	0	1	1	0	6	0	0	0	10
5	Bojanovsky, Boris	c	4-7	0-0	0-1	1	6	7	2	8	3	3	1	29
01	Bookert, Devon	g	4-5	2-3	0-1	0	1	1	2	3	1	0	1	33
25	Thomas, Aaron	g	6-10	2-2	6-6	1	2	3	1	20	4	3	1	38
32	Brandon, Montay	g	3-6	1-2	0-0	0	1	1	0	7	2	1	0	127
5	Smith, Jaquez	g	0-1	0-0	0-0	0	0	0	1	0	0	0	2	3
26	White, Okaro	g	4-8	1-4	3-3	3	8	11	2	12	1	0	1	30
30	Miller, Ian	g	4-8	2-5	1-1	0	0	0	2	11	2	0	1	24
50	Ojo, Michael	g	1-2	0-0	0-1	0	0	0	3	2	0	0	0	8
Team		0												
Totals		29-50	8-16	10-13	6	20	26	13	76	14	10	4	3	200

FG % 1st Half: 16-25 64.0% 2nd Half: 13-25 52.0% Game: 29-50 58.0%  
3FG % 1st Half: 5-7 71.4% 2nd Half: 3-9 33.3% Game: 10-13 76.9%  
FT % 1st Half: 5-7 71.4% 2nd Half: 6-7 85.7% Game: 10-13 76.9%

Officials: Karl Hess, Les Jones, Lamar Simpson  
Technical Fouls: Notre Dame TEAM, Florida State-None  
Attendance: 7799  
Technical Fouls on the Notre Dame bench at 8:13 (2nd).

Score by periods		1st	2nd	Total
Notre Dame	35	41	74	
Florida State	41	35	76	

Points In Off 2nd Fast  
FG 38 8 9 2 25  
Reb 36 12 17 0 11  
Bk 3 8 9 2 25  
Stl 17 0 11 0 11  
Chc 12 8 10 6 16  
Break 4 4 6 6 16  
Lead changed - 2 times.  
Lead changed - 7 times.

Last FG - ND 2nd-00:34, FS 2nd-00:04.  
Largest lead - ND by 3 1st-19:26, FS by 13 1st-02:41.

**Notes:** This was the second meeting between the two schools ... Florida State has won both matchups ... The Irish had two players with 20-plus points in a game for the third time this season and first time in an ACC game ... It marked the second time that Eric Atkins and Garrick Sherman topped the 20-plus point mark in the same game ... Notre Dame fell to 2-7 when trailing at halftime ... The Irish had fewer than 10 turnovers in a game for the ninth time (third in ACC play) ... Atkins extended his career-best double-figure scoring streak to eight games ... Atkins' 24 points was his fourth 20-plus point effort of the second and second in an ACC game ... Pat Connaughton registered his fifth double-figure rebounding effort of the season and eighth of his career ... Sherman registered a team-best sixth double-double (all have occurred in the last 11 games) ... He netted 20-plus points for the third time this season and on four occasions during his career ... Sherman tallied double figures for the 15th time in the last 16 contests.

## Game #22 Notre Dame 76, Boston College 73 (OT)

### Notre Dame, Ind. (Purcell Pavilion)

### February 1, 2014

Boston College 73 • 6-15 (2-6)

#	Player	Total		3-Ptr		Rebounds		PF	TP	A	T	Bk	Stl	Min
		FG	FGA	FG	FGA	FT	FTA							
12	Ryan Anderson	f	6-10	0-0	9-10	4	2	6	0	21	3	1	0	33
20	Lonnique Jackson	g	5-8	3-6	2-2	0	3	3	2	15	3	0	1	35
21	Oliver Hanlan	g	2-5	1-3	0-1	1	3	4	2	5	1	0	0	37
23	Alex Dragicevich	g	2-3	2-3	1-2	0	1	1	3	2	2	0	1	25
25	Joe Rahon	g	4-9	1-3	4-4	0	4	4	0	13	2	0	0	39
00	Garland Owens	g	1-2	0-1	0-0	0	1	1	2	2	0	0	0	9
04	Eddie Odo	g	1-3	0-1	2-2	0	2	2	4	4	0	2	2	21
33	Patrick Heckmann	g	2-7	0-4	2-3	0	4	4	1	6	2	2	1	26
Team		0												
Totals		23-47	7-21	20-24	5	22	27	14	73	18	8	6	5	225

FG % 1st Half: 12-25 48.0% 2nd Half: 9-17 52.9% OT: 2-5 40.0% Game: 23-47 48.9%  
3FG % 1st Half: 3-10 30.0% 2nd Half: 4-14 28.6% OT: 0-2 0.0% Game: 7-21 33.3%  
FT % 1st Half: 2-3 66.7% 2nd Half: 15-17 88.2% OT: 3-4 75.0% Game: 20-24 83.3%

Notre Dame 76 • 12-10 (3-6)

#	Player	Total		3-Ptr		Rebounds		PF	TP	A	T	Bk	Stl	Min
		FG	FGA	FG	FGA	FT	FTA							
30	Zach Auguste	f	4-8	0-0	2-6	5	8	10	0	1	0	0	0	26
11	Garrick Sherman	c	3-6	0-0	1-2	2	2	4	5	7	4	1	0	26
00	Eric Atkins	g	9-12	4-4	4-5	2	1	3	1	24	3	1	0	45
23	Pat Connaughton	g	6-17	4-9	1-2	7	9	1	17	1	0	1	1	45
32	Steve Vasturia	g	1-5	1-4	0-0	2	2	4	0	2	4	0	0	35
03	V.J. Beachem	g	4-6	2-5	0-0	0	0	0	10	0	0	0	0	20
23	Demetrius Jackson	g	1-8	0-1	1-3	1	3	1	3	2	2	0	1	8
30	Tom Knight	g	1-1	0-0	0-0	1	1	2	0	0	0	1	0	8
Team		0												
Totals		29-63	9-23	9-15	15	31	46	16	76	12	9	3	2	225

FG % 1st Half: 9-24 37.5% 2nd Half: 16-32 50.0% OT: 4-7 57.1% Game: 29-63 46.0%  
3FG % 1st Half: 3-6 50.0% 2nd Half: 4-12 33.3% OT: 2-5 40.0% Game: 9-23 33.3%  
FT % 1st Half: 1-6 16.7% 2nd Half: 4-7 57.1% OT: 0-2 0.0% Game: 9-15 60.0%

Officials: Les Jones, William Humes, Terry Wymer  
Technical Fouls: Boston College-None, Notre Dame-None  
Attendance: 8955

Score by periods		1st	2nd	OT	Total
Boston College	29	37	7	73	
Notre Dame	26	40	10	76	

Points In Off 2nd Fast  
FG 32 4 17 2 15  
Reb 46 14 12 8 12  
Bk 12 4 17 0 12  
Stl 12 4 17 0 12  
Chc 12 4 17 0 12  
Break 12 4 17 0 12  
Lead changed - 9 times.

Last FG - BC OT-01:31, ND OT-00:02.  
Largest lead - BC by 9 2nd-18:37, ND by 4 1st-07:22.

**Notes:** Eric Atkins' game-winning three-pointer with 0.8 left was Notre Dame's first win on a last-second shot since the Irish posted a 70-68 victory over New Mexico on March 29, 2009 in the second round of the NIT ... Notre Dame has now won eight of their last nine overtime games including five straight ... The Irish are 2-0 in overtime games this season (both at home) ... Notre Dame is now 12-10 all-time against Boston College ... Mike Brey is 4-1 all-time versus the Eagles ... The Irish have won six of the last seven meetings ... The Irish committed fewer than 10 turnovers in a game for the 11th time and fifth in ACC play ... Eric Atkins netted 20 of his game-high 24 points in the second half and overtime ... Atkins has scored in double figures in eight of nine ACC games ... Atkins topped the 20-plus point mark for the ninth time in his career and for the third time in an ACC game ... Zach Auguste tallied double figures for the fifth time this season and seventh time in his career ... V.J. Beachem's 40 points were a career high ... Pat Connaughton registered double figures for the 37th time this season, ninth time in an ACC game and his 40th career outing.

## Game #20 Wake Forest 65, Notre Dame 58

### Winston-Salem, N.C. (Joel Coliseum)

### January 25, 2014

Notre Dame 58 • 11-9, 2-5 ACC

#	Player	Total		3-Ptr		Rebounds		PF	TP	A	T	Bk	Stl	Min
		FG	FGA	FG	FGA	FT	FTA							
24	Pat Connaughton	f	4-14	1-7	1-1	1	7	8	1	10	1	0	0	18
30	McKe, Travis	f	1-4	0-0	2-2	1	6	7	0	4	0	3	0	1
11	Zach Auguste	c	8-15	0-0	4-5	1	5	6	5	20	0	1	2	32
00	Eric Atkins	g	6-14	1-5	0-0	2	1	3	13	6	1	0	1	39
23	Demetrius Jackson	g	0-0	0-0	1-2	0	0	2	1	0	0	0	0	22
03	V.J. Beachem	g	0-3	0-1	0-2	0	0	0	0	0	0	0	0	2
30	Tom Knight	g	4-4	0-0	0-0	2	1	3	8	0	0	0	1	17
32	Steve Vasturia	g	1-7	0-3	0-0	1	3	4	2	2	1	0	0	1
Team		0												
Totals		24-61	2-16	8-12	9	24	33	16	58	8	5	1	6	200

FG % 1st Half: 9-29 31.0% 2nd Half: 15-32 46.9% Game: 24-61 39.3%  
3FG % 1st Half: 1-7 14.3% 2nd Half: 1-9 11.1% Game: 2-16 12.5%  
FT % 1st Half: 2-4 50.0% 2nd Half: 6-8 75.0% Game: 8-12 66.7%

Wake Forest 65 • 14-6, 4-3 ACC

#	Player	Total		3-Ptr		Rebounds		PF	TP	A	T	Bk	Stl	Min
		FG	FGA	FG	FGA	FT	FTA							
02	Thomas, Devin	f	10-11	0-0	1-3	1	5	6	2	21	1	2	2	30
30	McKe, Travis	f	3-10	2-7	6-6	0	3	7	0	14	0	1	1	32
04	Cavanaugh, Tyler	f	1-8	0-2	2-2	5	7	2	4	2	2	0	0	28
00	Miller-McIntyre, Codi	g	3-5	0-1	2-2	0	3	3	2	8	2	1	0	35
01	Jones, Madison	g	1-2	0-0	0-0	0	4	4	1	2	3	1	0	23
13	Williams, Carson	g	4-7	3-6	0-0	1	1	1	11	2	0	0	0	22
20	Overton, Miles	g	0-1	0-1	0-0	0	0	0	1	0	2	0	0	5
31	Shawver, Andre	g	0-0	0-0	0-0	2	2	1	0	0	1	1	0	4
33	Rountree, Aaron	g	0-0	0-0	0-0	0	0	0	0	0	0	0	0	3
45	Adams, Mota, Arnaud	g	1-3	0-0	3-6	0	6	6	1	5	1	2	0	15
Team		0												
Totals		23-47	5-17	14-19	3	29	32	12	65	13	9	4	1	200

FG % 1st Half: 10-24 41.7% 2nd Half: 13-23 56.5% Game: 23-47 48.9%  
3FG % 1st Half: 3-10 30.0% 2nd Half: 5-17 29.4% Game: 8-19 42.1%  
FT % 1st Half: 2-4 50.0% 2nd Half: 12-15 80.0% Game: 14-19 73.7%

Officials: Sean Hall, Ray N

# Game #25

## Notre Dame 68, Clemson 64 (2oT)

### Notre Dame, Ind. (Purcell Pavilion)

#### February 11, 2014

Clemson 64 • 15-8 (6-5)

#	Player	Total		3-Ptr		Rebounds		PF	TP	A	TO	Blk	Stl	Min
		FG	FGA	FT	FTA	Off	Def							
05	Jaron Blossomgame	f	1-4	0-1	0-0	3	4	7	2	2	0	1	0	22
32	K.J. McDaniels	f	13-24	4-8	0-0	8	5	13	5	30	3	3	6	46
35	Landry Ninko	c	1-6	0-0	2-2	1	4	5	4	4	1	0	0	37
03	Adonis Filler	g	0-8	0-5	0-0	1	0	1	2	0	0	1	0	25
12	Rod Hall	g	4-10	1-5	3-4	0	1	1	0	12	2	1	0	39
20	Jordan Roper		2-6	0-3	1-3	0	0	0	0	5	1	0	0	26
21	Damarcus Harrison		2-8	2-6	2-2	2	3	5	2	8	1	0	0	30
33	Josh Smith		0-1	0-0	1-2	1	3	4	2	1	0	1	0	0
42	Ibrahim Djambo		1-3	0-1	0-0	0	1	1	1	2	0	0	0	14
Team						1	1	2						
Totals			24-70	7-29	9-13	17	22	39	18	64	8	8	6	250

FG % 1st Half: 10-26 38.5% 2nd half: 10-27 37.0% OT: 4-17 23.5% Game: 24-70 34.3% Deadball  
3FG % 1st Half: 4-11 36.4% 2nd half: 3-11 27.3% OT: 0-7 0.0% Game: 7-29 24.1% Rebound  
FT % 1st Half: 3-4 75.0% 2nd half: 4-7 57.1% OT: 2-2 100.0% Game: 9-13 69.2%

Notre Dame 68 • 13-12 (4-8)

#	Player	Total		3-Ptr		Rebounds		PF	TP	A	TO	Blk	Stl	Min
		FG	FGA	FT	FTA	Off	Def							
03	V.J. Beachem	f	1-5	0-3	2-2	1	2	3	0	4	0	1	0	15
30	Zach Auguste	f	6-12	0-0	2-4	6	6	12	1	14	0	1	0	38
11	Garrick Sherman	c	3-11	0-0	0-0	4	4	8	3	6	0	2	0	42
00	Eric Atkins	g	6-12	2-5	2-2	0	3	3	16	6	4	0	3	50
24	Pat Connaughton	g	3-10	1-7	6-7	0	7	7	2	13	7	2	0	49
20	Austin Burgett		0-0	0-0	0-0	0	0	0	0	0	0	0	0	5
25	Tom Knight		2-2	0-0	0-0	1	1	2	2	4	1	0	0	0
32	Steve Vasturia		3-8	2-6	3-4	1	3	4	3	11	2	2	1	41
Team						1	3	4						
Totals			24-60	5-21	15-19	14	29	43	14	68	16	12	1	250

FG % 1st Half: 12-27 44.4% 2nd half: 8-24 33.3% OT: 4-9 44.4% Game: 24-60 40.0% Deadball  
3FG % 1st Half: 3-9 33.3% 2nd half: 0-6 0.0% OT: 0-7 0.0% Game: 5-21 23.8% Rebound  
FT % 1st Half: 5-6 83.3% 2nd half: 6-6 100.0% OT: 4-7 57.1% Game: 15-19 78.9%

Officials: Karl Hess, Ray Natili, Sean Hull  
Technical fouls: Clemson-None, Notre Dame-None.  
Attendance: 8119

Score by periods	1st	2nd	OT	OT2	Total
Clemson	27	27	6	4	64
Notre Dame	32	22	6	8	68

Last FG - CU OT2-02:05, ND OT2-01:02.  
Largest lead - CU by 3 1st-08:45, ND by 9 2nd-18:50.

Score tied - 7 times.  
Lead changed - 11 times.

# Game #26

## Notre Dame 73, Boston College 69

### Chestnut Hill, Mass. (Conte Forum)

#### February 16, 2014

Notre Dame 73 • 14-12; 5-8 ACC

#	Player	Total		3-Ptr		Rebounds		PF	TP	A	TO	Blk	Stl	Min
		FG	FGA	FT	FTA	Off	Def							
24	Pat Connaughton	f	7-14	0-4	3-3	1	4	5	2	17	4	0	0	40
30	Zach Auguste	f	4-6	0-0	2-3	0	3	3	3	10	0	1	1	20
11	Garrick Sherman	c	3-7	0-0	2-4	2	3	5	2	8	2	2	0	26
00	Eric Atkins	g	6-12	4-5	0-0	1	4	5	3	16	4	3	0	40
32	Steve Vasturia	g	1-4	1-3	4-5	0	3	3	4	7	1	0	0	30
03	V.J. Beachem		1-3	1-1	2-2	0	1	1	0	5	0	0	0	13
20	Austin Burgett		0-0	0-0	0-0	0	1	1	0	0	2	0	0	12
25	Tom Knight		5-7	0-0	0-0	6	3	9	2	10	1	1	2	19
Team						0	0	0						
Totals			27-53	6-13	13-17	10	22	32	16	73	14	7	3	200

FG % 1st Half: 15-27 55.6% 2nd half: 12-26 46.2% Game: 27-53 50.9% Deadball  
3FG % 1st Half: 3-4 75.0% 2nd half: 3-9 33.3% Game: 6-13 46.2% Rebound  
FT % 1st Half: 5-6 83.3% 2nd half: 8-11 72.7% Game: 13-17 76.5%

Boston College 69 • 6-19; 2-10 ACC

#	Player	Total		3-Ptr		Rebounds		PF	TP	A	TO	Blk	Stl	Min
		FG	FGA	FT	FTA	Off	Def							
00	Garland Owens	f	3-8	2-3	0-0	1	0	1	2	8	0	1	0	24
11	Will Magarity	f	1-3	0-0	0-0	1	2	3	2	2	0	1	0	17
12	Ryan Anderson	f	5-13	0-0	1-2	5	6	11	3	11	3	0	1	35
21	Oliver Hanlan	g	6-14	1-3	5-6	0	4	4	2	18	3	1	0	38
25	Joe Rahon	g	3-7	2-4	5-6	2	2	4	1	13	4	1	0	35
04	Eddie Odio		2-3	0-0	2-2	1	4	5	3	6	3	1	1	24
20	Lonnie Jackson		1-3	1-3	0-0	1	0	1	0	3	1	1	0	18
23	Alex Dragicevich		0-0	0-0	0-0	0	0	0	0	0	0	0	0	1
33	Patrick Heckmann		2-2	1-1	3-5	0	1	1	4	8	1	0	0	8
Team						0	0	0						
Totals			23-53	7-14	16-21	11	19	30	17	69	15	7	2	200

FG % 1st Half: 13-27 48.1% 2nd half: 10-26 38.5% Game: 23-53 43.4% Deadball  
3FG % 1st Half: 6-9 66.7% 2nd half: 1-5 20.0% Game: 7-14 50.0% Rebound  
FT % 1st Half: 3-4 75.0% 2nd half: 13-17 76.5% Game: 16-21 76.2%

Officials: Roger Ayers, Tim Nestor, Pat Driscoll  
Technical fouls: Notre Dame-None, Boston College-None.  
Attendance: 7138

Score by periods	1st	2nd	Total
Notre Dame	38	35	73
Boston College	35	34	69

Last FG - ND 2nd-00:36, BC 2nd-00:09.  
Largest lead - ND by 10 2nd-00:36, BC by 5 1st-15:01.

Score tied - 6 times.  
Lead changed - 6 times.

**Notes:** This was the first-ever meeting between the two schools ... Notre Dame is 3-0 in overtime contests this season ... The Irish are 9-1 in their last 10 overtime games and 16-9 all-time under Mike Brey in OT... V.J. Beachem earned his first career start and it was the ninth different starting lineup of the season for the Irish ... Beachem was the third true freshmen to earn a spot in the starting lineup this season ... The last time Notre Dame had three true freshmen earn at least one start in a season was during the 1999-2000 campaign ... Clemson's 34.4% shooting percentage was the lowest for an Irish opponent in an ACC game ... Eric Atkins played all 50 minutes of the contest and netted double figures in 10 of 12 ACC contests ... Zach Auguste posted his first career double-double ... His 12 rebounds were a personal best and he registered his ninth career double-figure scoring effort ... Pat Connaughton's seven assists tied a career high ... Steve Vasturia scored in double figures for the second time in his career.

**Notes:** Notre Dame swept both games with Boston College during the regular and improved to 13-10 all-time against the Eagles ... The Irish have won seven of the last eight meetings in the series ... Notre Dame had not played at Boston College since Feb. 4, 2004 ... Irish teams under Mike Brey improved to 5-1 all-time against the Eagles ... The win was the first for Notre Dame in an Atlantic Coast Conference road game ... The Irish also won back-to-back ACC contests for the time ... Notre Dame shot better than 50.0 percent from the field for the second time in an ACC game ... Notre Dame improved to 11-1 when leading at halftime ... Atkins played all 40 minutes of the game which marked the sixth time in an ACC game that he has played every minute of a contest ... Zach Auguste scored in double figures in a career-best third consecutive game ... Auguste has eight double-figure scoring efforts, including five in the last six games ... Pat Connaughton registered double figures for the 20th time during the season ... His 40 minutes played marked the seventh time during the season and fifth in an ACC game that he played every minute ... Tom Knight reached double figures for the second time this season and matched his career high with nine rebounds.



2013-14 Notre Dame Men's Basketball  
Notre Dame Combined Team Statistics (as of Feb 16, 2014)  
All games

RECORD:	OVERALL	HOME	AWAY	NEUTRAL
ALL GAMES	14-12	12-5	1-6	1-1
CONFERENCE	5-8	4-3	1-5	0-0
NON-CONFERENCE	9-4	8-2	0-1	1-1

##	Player	gp-gs	min	avg	Total		3-Point		F-Throw		Rebounds				pf	dq	a	to	blk	stl	pts	avg
					fg-fga	fg%	3fg-fga	3fg%	ft-fa	ft%	off	def	tot	avg								
22	Jerian Grant	12-12	427	35.6	72-139	.518	20-49	.408	64-74	.865	4	26	30	2.5	24	0	74	22	4	24	228	19.0
00	Eric Atkins	26-26	990	38.1	132-308	.429	51-136	.375	52-75	.693	24	55	79	3.0	58	1	126	53	4	37	367	14.1
11	Garrick Sherman	26-26	738	28.4	148-288	.514	0-0	.000	69-98	.704	76	127	203	7.8	73	3	25	72	19	19	365	14.0
24	Pat Connaughton	26-26	965	37.1	119-275	.433	59-166	.355	47-57	.825	32	160	192	7.4	49	0	77	27	14	24	344	13.2
30	Zach Auguste	24-10	378	15.8	71-138	.514	0-1	.000	23-50	.460	39	61	100	4.2	44	1	8	21	10	10	165	6.9
23	Demetrius Jackson	24-15	560	23.3	42-101	.416	19-45	.422	43-55	.782	13	44	57	2.4	44	0	42	29	1	8	146	6.1
25	Tom Knight	21-5	287	13.7	40-74	.541	0-0	.000	13-20	.650	29	35	64	3.0	38	0	10	16	12	8	93	4.4
32	Steve Vasturia	21-6	439	20.9	29-81	.358	19-57	.333	14-21	.667	12	41	53	2.5	22	0	23	15	3	12	91	4.3
20	Austin Burgett	22-3	326	14.8	24-53	.453	6-27	.222	12-16	.750	12	35	47	2.1	51	3	15	16	15	12	66	3.0
03	V.J. Beachem	21-1	185	8.8	17-57	.298	7-31	.226	6-8	.750	7	11	18	0.9	9	0	5	6	2	4	47	2.2
04	Patrick Crowley	2-0	2	1.0	1-2	.500	0-0	.000	0-0	.000	1	0	1	0.5	0	0	0	0	0	1	2	1.0
15	Eric Katenda	2-0	3	1.5	0-0	.000	0-0	.000	0-0	.000	0	0	0	0.0	1	0	0	0	0	0	0	0.0
Team											43	33	76		1		2					
Total.....		26	5300		695-1516	.458	181-512	.354	343-474	.724	292	628	920	35.4	414	8	405	279	84	159	1914	73.6
Opponents.....		26	5300		651-1469	.443	184-495	.372	340-451	.754	254	583	837	32.2	424	-	364	291	97	165	1826	70.2

TEAM STATISTICS	ND	OPP
SCORING	1914	1826
Points per game	73.6	70.2
Scoring margin	+3.4	-
FIELD GOALS-ATT	695-1516	651-1469
Field goal pct	.458	.443
3 POINT FG-ATT	181-512	184-495
3-point FG pct	.354	.372
3-pt FG made per game	7.0	7.1
FREE THROWS-ATT	343-474	340-451
Free throw pct	.724	.754
F-Throws made per game	13.2	13.1
REBOUNDS	920	837
Rebounds per game	35.4	32.2
Rebounding margin	+3.2	-
ASSISTS	405	364
Assists per game	15.6	14.0
TURNOVERS	279	291
Turnovers per game	10.7	11.2
Turnover margin	+0.5	-
Assist/turnover ratio	1.5	1.3
STEALS	159	165
Steals per game	6.1	6.3
BLOCKS	84	97
Blocks per game	3.2	3.7
ATTENDANCE	141669	117805
Home games-Avg/Game	17-8333	7-12786
Neutral site-Avg/Game	-	2-14152

Date	Opponent		Score	Att.
11-8-13	MIAMI (OHIO)	w	74-62	7783
11-10-13	STETSON	w	80-49	7854
11-17-13	INDIANA STATE	L	70-83	8257
11-22-13	SANTA CLARA	w	84-69	9149
11-24-13	ARMY	w	93-60	8941
12-1-13	CORNELL	w	101-67	8636
12-3-13	at Iowa	L	93-98	15400
# 12-7-13	DELAWARE	w	80-75	8157
# 12-9-13	BRYANT	w	70-59	7323
# 12-11-13	NORTH DAKOTA STATE	L	69-73	7662
+ 12-14-13	vs Indiana	w	79-72	18165
% 12-21-13	vs Ohio State	L	61-64	10138
12-29-13	CANISIUS	Wot	87-81	8400
* 1-4-14	DUKE	w	79-77	9149
* 1-7-14	NORTH CAROLINA STATE	L	70-77	7721
* 1-11-14	at Georgia Tech	L	69-74	7727
* 1-15-14	at Maryland	L	66-74	13878
* 1-19-14	VIRGINIA TECH	w	70-63	8849
* 1-21-14	at Florida State	L	74-76	7799
* 1-25-14	at Wake Forest	L	58-65	11710
* 1-28-14	VIRGINIA	L	53-68	7565
* 2-1-14	BOSTON COLLEGE	Wot	76-73	8955
* 2-3-14	at Syracuse	L	55-61	25850
* 2-8-14	NORTH CAROLINA	L	62-73	9149
* 2-11-14	CLEMSON	Wo2	68-64	8119
* 2-16-14	at Boston College	w	73-69	7138

\* = Conference game

# = BlackRock Gotham Classic (regional round)

+ = Crossroads Classic (Indianapolis, Ind.)

% = BlackRock Gotham Classic Showcase (New York City)

Score by Periods	1st	2nd	OT	OT2	Totals
Notre Dame	894	982	30	8	1914
Opponents	859	942	21	4	1826

2013-14 Notre Dame Men's Basketball  
Notre Dame Combined Team Statistics (as of Feb 16, 2014)  
Conference games

RECORD:	OVERALL	HOME	AWAY	NEUTRAL
ALL GAMES	5-8	4-3	1-5	0-0
CONFERENCE	5-8	4-3	1-5	0-0
NON-CONFERENCE	0-0	0-0	0-0	0-0

#	Player	gp-gs	min	avg	Total		3-Point		F-Throw		Rebounds											
					fg-fga	fg%	3fg-fga	3fg%	ft-fa	ft%	off	def	tot	avg	pf	dq	a	to	blk	stl	pts	avg
00	Eric Atkins	13-13	515	39.6	73-171	.427	26-76	.342	24-35	.686	11	24	35	2.7	32	0	68	30	2	18	196	15.1
11	Garrick Sherman	13-13	398	30.6	75-152	.493	0-0	.000	27-42	.643	43	61	104	8.0	44	2	13	36	3	7	177	13.6
24	Pat Connaughton	13-13	516	39.7	58-147	.395	27-92	.293	29-33	.879	16	82	98	7.5	22	0	44	16	4	8	172	13.2
30	Zach Auguste	13-10	244	18.8	42-82	.512	0-1	.000	13-30	.433	25	32	57	4.4	30	1	3	11	6	8	97	7.5
32	Steve Vasturia	13-6	365	28.1	24-68	.353	16-47	.340	12-18	.667	10	32	42	3.2	18	0	18	13	3	10	76	5.8
23	Demetrius Jackson	11-7	243	22.1	16-39	.410	5-11	.455	14-18	.778	6	15	21	1.9	23	0	16	16	0	3	51	4.6
25	Tom Knight	9-0	113	12.6	18-25	.720	0-0	.000	1-4	.250	13	11	24	2.7	16	0	3	7	6	3	37	4.1
20	Austin Burgett	9-2	150	16.7	11-24	.458	4-14	.286	5-8	.625	3	12	15	1.7	22	1	5	5	7	5	31	3.4
03	V.J. Beachem	13-1	128	9.8	13-40	.325	5-21	.238	5-7	.714	5	8	13	1.0	7	0	3	5	2	2	36	2.8
15	Eric Katenda	2-0	3	1.5	0-0	.000	0-0	.000	0-0	.000	0	0	0	0.0	1	0	0	0	0	0	0	0.0
	Team										20	16	36		1		2					
	Total.....	13	2675		330-748	.441	83-262	.317	130-195	.667	152	293	445	34.2	216	4	173	141	33	64	873	67.2
	Opponents.....	13	2675		323-717	.450	86-234	.368	182-246	.740	136	294	430	33.1	196	-	172	128	56	84	914	70.3

TEAM STATISTICS	ND	OPP
SCORING	873	914
Points per game	67.2	70.3
Scoring margin	-3.2	-
FIELD GOALS-ATT	330-748	323-717
Field goal pct	.441	.450
3 POINT FG-ATT	83-262	86-234
3-point FG pct	.317	.368
3-pt FG made per game	6.4	6.6
FREE THROWS-ATT	130-195	182-246
Free throw pct	.667	.740
F-Throws made per game	10.0	14.0
REBOUNDS	445	430
Rebounds per game	34.2	33.1
Rebounding margin	+1.2	-
ASSISTS	173	172
Assists per game	13.3	13.2
TURNOVERS	141	128
Turnovers per game	10.8	9.8
Turnover margin	-1.0	-
Assist/turnover ratio	1.2	1.3
STEALS	64	84
Steals per game	4.9	6.5
BLOCKS	33	56
Blocks per game	2.5	4.3
ATTENDANCE	59507	74102
Home games-Avg/Game	7-8501	6-12350
Neutral site-Avg/Game	-	0-0

Date	Opponent		Score	Att.
* 1-4-14	DUKE	w	79-77	9149
* 1-7-14	NORTH CAROLINA STATE	L	70-77	7721
* 1-11-14	at Georgia Tech	L	69-74	7727
* 1-15-14	at Maryland	L	66-74	13878
* 1-19-14	VIRGINIA TECH	w	70-63	8849
* 1-21-14	at Florida State	L	74-76	7799
* 1-25-14	at Wake Forest	L	58-65	11710
* 1-28-14	VIRGINIA	L	53-68	7565
* 2-1-14	BOSTON COLLEGE	Wot	76-73	8955
* 2-3-14	at Syracuse	L	55-61	25850
* 2-8-14	NORTH CAROLINA	L	62-73	9149
* 2-11-14	CLEMSON	Wo2	68-64	8119
* 2-16-14	at Boston College	w	73-69	7138

\* = Conference game

# = BlackRock Gotham Classic (regional round)

+ = Crossroads Classic (Indianapolis, Ind.)

% = BlackRock Gotham Classic Showcase (New York City)

Score by Periods	1st	2nd	OT	OT2	Totals
Notre Dame	394	455	16	8	873
Opponents	413	484	13	4	914

2013-14 Notre Dame Men's Basketball  
 Notre Dame Season Schedule/Results & Leaders (as of Feb 16, 2014)  
 All games

RECORD:	OVERALL	HOME	AWAY	NEUTRAL
ALL GAMES	14-12	12-5	1-6	1-1
CONFERENCE	5-8	4-3	1-5	0-0
NON-CONFERENCE	9-4	8-2	0-1	1-1

Date	Opponent	Score	Att.	High Points	High Rebounds
11-8-13	MIAMI (OHIO)	w 74-62	7783	(26)Jerian Grant	(7)Pat Connaughton
11-10-13	STETSON	w 80-49	7854	(15)Garrick Sherman (15)Jerian Grant	(9)Garrick Sherman
11-17-13	INDIANA STATE	70-83 L	8257	(18)Eric Atkins	(8)Pat Connaughton (8)Zach Auguste
11-22-13	SANTA CLARA	w 84-69	9149	(20)Jerian Grant	(10)Austin Burgett
11-24-13	ARMY	w 93-60	8941	(19)Jerian Grant (19)Garrick Sherman	(7)Garrick Sherman
12-1-13	CORNELL	w 101-67	8636	(20)Jerian Grant	(10)Pat Connaughton
12-3-13	at Iowa	93-98 L	15400	(29)Garrick Sherman	(9)Garrick Sherman
12-7-13	#DELAWARE	w 80-75	8157	(25)Jerian Grant	(11)Pat Connaughton
12-9-13	#BRYANT	w 70-59	7323	(23)Jerian Grant	(13)Garrick Sherman
12-11-13	#NORTH DAKOTA STATE	69-73 L	7662	(21)Pat Connaughton	(10)Garrick Sherman
12-14-13	+ vs Indiana	w 79-72	18165	(23)Jerian Grant	(9)Pat Connaughton
12-21-13	%vs Ohio State	61-64 L	10138	(18)Jerian Grant	(8)Pat Connaughton
12-29-13	CANISIUS	Wot 87-81	8400	(30)Eric Atkins	(10)Garrick Sherman
1-4-14	*DUKE	w 79-77	9149	(19)Eric Atkins	(8)Garrick Sherman (8)Pat Connaughton
1-7-14	*NORTH CAROLINA STATE	70-77 L	7721	(21)Garrick Sherman	(18)Garrick Sherman
1-11-14	*at Georgia Tech	69-74 L	7727	(20)Eric Atkins	(12)Garrick Sherman
1-15-14	*at Maryland	66-74 L	13878	(19)Pat Connaughton	(6)Garrick Sherman (6)Pat Connaughton
1-19-14	*VIRGINIA TECH	w 70-63	8849	(21)Pat Connaughton	(8)Pat Connaughton
1-21-14	*at Florida State	74-76 L	7799	(24)Eric Atkins	(10)Pat Connaughton (10)Garrick Sherman
1-25-14	*at Wake Forest	58-65 L	11710	(20)Garrick Sherman	(8)Pat Connaughton
1-28-14	*VIRGINIA	53-68 L	7565	(10)Demetrius Jackson (10)Zach Auguste	(7)Zach Auguste (7)Garrick Sherman
2-1-14	*BOSTON COLLEGE	Wot 76-73	8955	(24)Eric Atkins	(9)Pat Connaughton
2-3-14	*at Syracuse	55-61 L	25850	(16)Garrick Sherman	(8)Garrick Sherman (8)Pat Connaughton
2-8-14	*NORTH CAROLINA	62-73 L	9149	(17)Garrick Sherman	(10)Pat Connaughton
2-11-14	*CLEMSON	Wo2 68-64	8119	(16)Eric Atkins	(12)Zach Auguste
2-16-14	*at Boston College	w 73-69	7138	(17)Pat Connaughton	(9)Tom Knight

\* = Conference game

# = BlackRock Gotham Classic (regional round)

+ = Crossroads Classic (Indianapolis, Ind.)

% = BlackRock Gotham Classic Showcase (New York City)

Attendance Summary	Games	Attend	Avg/Game
Home	17	141669	8333
Away	7	89502	12786
Neutral	2	28303	14152
Total	26	259474	9980

2013-14 Notre Dame Men's Basketball  
 Notre Dame Extended Season Box Score (as of Feb 16, 2014)  
 All games

RECORD:	OVERALL	HOME	AWAY	NEUTRAL
ALL GAMES	14-12	12-5	1-6	1-1
CONFERENCE	5-8	4-3	1-5	0-0
NON-CONFERENCE	9-4	8-2	0-1	1-1

##	Player	gp-gs	min	avg	Total		3-Point		F-Throw		Rebounds				pf	dq	a	a/g	to	to/g	a/to	blk	blk/g	stl	stl/g	pts	avg
					fg-fga	fg%	3fg-fga	3fg%	ft-fa	ft%	off	def	tot	avg													
22	Jerian Grant	12-12	427	35.6	72-139	.518	20-49	.408	64-74	.865	4	26	30	2.5	24	0	74	6.17	22	1.83	3.36	4	0.33	24	2.00	228	19.0
00	Eric Atkins	26-26	990	38.1	132-308	.429	51-136	.375	52-75	.693	24	55	79	3.0	58	1	126	4.85	53	2.04	2.38	4	0.15	37	1.42	367	14.1
11	Garrick Sherman	26-26	738	28.4	148-288	.514	0-0	.000	69-98	.704	76	127	203	7.8	73	3	25	0.96	72	2.77	0.35	19	0.73	19	0.73	365	14.0
24	Pat Connaughton	26-26	965	37.1	119-275	.433	59-166	.355	47-57	.825	32	160	192	7.4	49	0	77	2.96	27	1.04	2.85	14	0.54	24	0.92	344	13.2
30	Zach Auguste	24-10	378	15.8	71-138	.514	0-1	.000	23-50	.460	39	61	100	4.2	44	1	8	0.33	21	0.88	0.38	10	0.42	10	0.42	165	6.9
23	Demetrius Jackson	24-15	560	23.3	42-101	.416	19-45	.422	43-55	.782	13	44	57	2.4	44	0	42	1.75	29	1.21	1.45	1	0.04	8	0.33	146	6.1
25	Tom Knight	21-5	287	13.7	40-74	.541	0-0	.000	13-20	.650	29	35	64	3.0	38	0	10	0.48	16	0.76	0.63	12	0.57	8	0.38	93	4.4
32	Steve Vasturia	21-6	439	20.9	29-81	.358	19-57	.333	14-21	.667	12	41	53	2.5	22	0	23	1.10	15	0.71	1.53	3	0.14	12	0.57	91	4.3
20	Austin Burgett	22-3	326	14.8	24-53	.453	6-27	.222	12-16	.750	12	35	47	2.1	51	3	15	0.68	16	0.73	0.94	15	0.68	12	0.55	66	3.0
03	V.J. Beachem	21-1	185	8.8	17-57	.298	7-31	.226	6-8	.750	7	11	18	0.9	9	0	5	0.24	6	0.29	0.83	2	0.10	4	0.19	47	2.2
04	Patrick Crowley	2-0	2	1.0	1-2	.500	0-0	.000	0-0	.000	1	0	1	0.5	0	0	0	0.00	0	0.00	0.00	0	0.00	1	0.50	2	1.0
15	Eric Katenda	2-0	3	1.5	0-0	.000	0-0	.000	0-0	.000	0	0	0	0.0	1	0	0	0.00	0	0.00	0.00	0	0.00	0	0.00	0	0.0
Total.....		26	5300		695-1516	.458	181-512	.354	343-474	.724	292	628	920	35.4	414	8	405	15.58	279	10.73	1.45	84	3.23	159	6.12	1914	73.6
Opponents.....		26	5300		651-1469	.443	184-495	.372	340-451	.754	254	583	837	32.2	424	-	364	14.00	291	11.19	1.25	97	3.73	165	6.35	1826	70.2

Score by Periods	1st	2nd	OT	OT2	Totals
Notre Dame	894	982	30	8	1914
Opponents	859	942	21	4	1826

2013-14 Notre Dame Men's Basketball  
 Notre Dame Overall Team Statistics (as of Feb 16, 2014)  
 All games

TEAM STATISTICS	ND	OPP
SCORING	1914	1826
Points per game	73.6	70.2
Scoring margin	+3.4	-
FIELD GOALS-ATT	695-1516	651-1469
Field goal pct	.458	.443
3 POINT FG-ATT	181-512	184-495
3-point FG pct	.354	.372
3-pt FG made per game	7.0	7.1
FREE THROWS-ATT	343-474	340-451
Free throw pct	.724	.754
F-Throws made per game	13.2	13.1
REBOUNDS	920	837
Rebounds per game	35.4	32.2
Rebounding margin	+3.2	-
ASSISTS	405	364
Assists per game	15.6	14.0
TURNOVERS	279	291
Turnovers per game	10.7	11.2
Turnover margin	+0.5	-
Assist/turnover ratio	1.5	1.3
STEALS	159	165
Steals per game	6.1	6.3
BLOCKS	84	97
Blocks per game	3.2	3.7
WINNING STREAK	2	-
Home win streak	1	-
ATTENDANCE	141669	117805
Home games-Avg/Game	17-8333	7-12786
Neutral site-Avg/Game	-	2-14152

Score by Periods	1st	2nd	OT	OT2	Totals
Notre Dame	894	982	30	8	1914
Opponents	859	942	21	4	1826

2013-14 Notre Dame Men's Basketball  
 Notre Dame Team Game-by-Game Comparison (as of Feb 16, 2014)  
 All games

Opponent	1st	2nd	Score	Mar	Total FG	FG Pct	3-Pointers	3FG Pct	Free Throws	FT Pct	Rebounds	Assist	T/Over	Block	Steal	Fouls
MIAMI (OHIO)	39/32	35/30	74-62	+12	26-52/21-48	.500/.438	10-21/6-22	.476/.273	12-15/14-19	.800/.737	27/30 (3)	21/15	7/12	1/1	9/3	17/12
STETSON	51/21	29/28	80-49	+31	32-57/18-56	.561/.321	9-17/7-23	.529/.304	7-11/6-8	.636/.750	38/27 +11	22/15	7/13	4/3	7/2	15/16
INDIANA STATE	30/40	40/43	70-83	(13)	24-65/28-58	.369/.483	7-26/11-20	.269/.550	15-20/16-17	.750/.941	37/37 -	13/11	16/16	6/2	8/8	17/18
SANTA CLARA	41/35	43/34	84-69	+15	27-57/25-60	.474/.417	7-16/10-22	.438/.455	23-27/9-12	.852/.750	42/25 +17	16/16	11/9	3/4	7/5	13/18
ARMY	33/25	60/35	93-60	+33	35-62/25-64	.565/.391	7-17/5-25	.412/.200	16-22/5-11	.727/.455	39/34 +5	26/18	15/22	8/2	14/8	12/16
CORNELL	41/32	60/35	101-67	+34	38-70/26-59	.543/.441	12-25/8-21	.480/.381	13-16/7-13	.813/.538	43/27 +16	28/15	5/10	3/4	6/4	12/15
Iowa	43/52	50/46	93-98	(5)	35-68/33-58	.515/.569	8-17/7-13	.471/.538	15-19/25-29	.789/.862	26/36 (10)	20/20	7/12	2/5	7/3	22/15
DELAWARE	42/35	38/40	80-75	+5	27-55/24-52	.491/.462	5-12/10-23	.417/.435	21-28/17-22	.750/.773	37/27 +10	13/13	9/11	0/5	8/5	20/21
BRYANT	39/27	31/32	70-59	+11	22-55/22-59	.400/.373	6-19/9-23	.316/.391	20-26/6-7	.769/.857	44/30 +14	17/15	13/12	8/2	8/10	9/19
NORTH DAKOTA STATE	37/39	32/34	69-73	(4)	20-56/27-53	.357/.509	9-29/5-10	.310/.500	20-25/14-19	.800/.737	32/33 (1)	16/13	8/8	2/5	6/5	15/19
Indiana	47/42	32/30	79-72	+7	25-54/26-63	.463/.413	6-18/7-20	.333/.350	23-30/13-16	.767/.813	33/36 (3)	15/15	11/13	10/4	6/8	16/22
Ohio State	26/33	35/31	61-64	(3)	23-51/23-55	.451/.418	4-14/3-18	.286/.167	11-19/15-20	.579/.750	33/34 (1)	8/12	13/11	2/1	3/8	18/18
CANISIUS	31/33	42/40	87-81	+6	31-66/30-67	.470/.448	8-19/10-21	.421/.476	17-21/11-12	.810/.917	44/31 +13	17/14	16/14	2/3	6/12	12/19
DUKE	35/37	44/40	79-77	+2	30-57/24-58	.526/.414	6-12/12-28	.500/.429	13-24/17-20	.542/.850	39/30 +9	18/8	6/6	6/1	4/5	16/19
NORTH CAROLINA STATE	36/39	34/38	70-77	(7)	27-66/24-58	.409/.414	7-24/4-13	.292/.308	9-12/25-32	.750/.781	37/39 (2)	14/12	11/8	6/5	2/5	21/11
Georgia Tech	35/39	34/35	69-74	(5)	28-70/27-63	.400/.429	6-24/7-21	.250/.333	7-9/13-20	.778/.650	40/41 (1)	17/17	8/11	2/6	6/6	18/13
Maryland	34/25	32/49	66-74	(8)	24-50/25-63	.480/.397	7-22/7-26	.318/.269	11-20/17-23	.550/.739	31/40 (9)	12/13	17/11	3/3	3/9	22/19
VIRGINIA TECH	39/24	31/39	70-63	+7	24-58/25-48	.414/.521	9-28/4-11	.321/.364	13-18/9-15	.722/.600	30/35 (5)	14/12	10/17	0/6	10/3	18/19
Florida State	33/41	41/35	74-76	(2)	28-59/29-50	.475/.580	7-22/8-16	.318/.500	11-16/10-13	.688/.769	29/26 +3	12/14	7/10	0/4	3/3	14/13
Wake Forest	21/25	37/40	58-65	(7)	24-61/23-47	.393/.489	2-16/5-17	.125/.294	8-12/14-19	.667/.737	33/32 +1	8/13	5/9	1/4	6/1	16/12
VIRGINIA	24/34	29/34	53-68	(15)	20-47/28-52	.426/.538	7-18/5-11	.389/.455	6-9/7-12	.667/.583	30/26 +4	10/18	20/12	4/4	8/14	14/14
BOSTON COLLEGE	26/29	40/37	76-73	+3	29-63/23-47	.460/.489	9-23/7-21	.391/.333	9-15/20-24	.600/.833	36/27 +9	12/14	9/8	3/6	3/5	15/14
Syracuse	18/31	37/30	55-61	(6)	20-49/21-47	.408/.447	6-18/10-16	.333/.625	9-14/9-13	.643/.692	33/28 +5	12/16	12/10	1/5	6/9	15/15
NORTH CAROLINA	23/27	39/46	62-73	(11)	25-55/27-61	.455/.443	6-21/3-11	.286/.273	6-10/16-21	.600/.762	32/37 (5)	14/12	17/11	3/4	6/13	17/12
CLEMSON	32/27	22/27	68-64	+4	24-60/24-70	.400/.343	5-21/7-29	.238/.241	15-19/9-13	.789/.692	43/39 +4	16/8	12/8	1/6	4/6	14/18
Boston College	38/35	35/34	73-69	+4	27-53/23-53	.509/.434	6-13/7-14	.462/.500	13-17/16-21	.765/.762	32/30 +2	14/15	7/7	3/2	3/5	16/17

Note: Game totals are displayed in the format TEAM/OPPONENT for each category

2013-14 Notre Dame Men's Basketball  
Notre Dame Points-Rebounds-Assists (as of Feb 16, 2014)  
All games

Opponent	Date	Score		00	03	04	11	15	20	22
				ATKINS,ERI	BEACHEM,VJ	CROWLEY,PA	SHERMAN,GA	KATENDA,ER	BURGETT,AU	GRANT,JERI
MIAMI (OHIO)	11-8-13	74-62	w	10-5-6	0-0-0	DNP	3-4-1	DNP	7-1-1	26-3-5
STETSON	11-10-13	80-49	w	8-2-4	3-4-0	DNP	15-9-1	DNP	7-2-0	15-1-6
INDIANA STATE	11-17-13	70-83	L	18-1-5	0-0-0	2-1-0	4-5-0	DNP	3-4-0	17-4-5
SANTA CLARA	11-22-13	84-69	w	16-3-5	DNP	DNP	16-8-0	DNP	6-10-2	20-1-5
ARMY	11-24-13	93-60	w	13-5-5	0-0-0	0-0-0	19-7-1	DNP	2-5-1	19-1-8
CORNELL	12-1-13	101-67	w	19-6-6	2-0-2	DNP	12-6-4	DNP	2-0-2	20-3-4
at Iowa	12-3-13	93-98	L	23-4-3	DNP	DNP	29-9-0	DNP	3-1-2	13-4-10
DELAWARE	12-7-13	80-75	w	2-1-6	DNP	DNP	19-6-0	DNP	2-2-1	25-5-4
BRYANT	12-9-13	70-59	w	3-6-4	DNP	DNP	14-13-0	DNP	0-0-0	23-2-9
NORTH DAKOTA STATE	12-11-13	69-73	L	12-2-4	DNP	DNP	10-10-2	DNP	0-1-0	9-1-5
vs Indiana	12-14-13	79-72	w	7-4-2	0-0-0	DNP	16-6-0	DNP	0-1-0	23-2-9
vs Ohio State	12-21-13	61-64	L	10-2-1	0-0-0	DNP	14-6-1	DNP	0-0-0	18-3-4
CANISIUS	12-29-13	87-81	w	30-3-7	6-1-0	DNP	17-10-2	DNP	3-5-1	DNP
DUKE	1-4-14	79-77	w	19-1-11	2-0-0	DNP	14-8-0	DNP	2-5-0	DNP
NORTH CAROLINA STATE	1-7-14	70-77	L	14-3-5	0-0-2	DNP	21-18-4	DNP	0-0-0	DNP
at Georgia Tech	1-11-14	69-74	L	20-2-4	0-1-0	DNP	13-12-1	DNP	11-5-1	DNP
at Maryland	1-15-14	66-74	L	11-3-6	0-0-0	DNP	18-6-0	DNP	9-2-0	DNP
VIRGINIA TECH	1-19-14	70-63	w	12-1-4	0-3-0	DNP	8-6-0	0-0-0	2-2-1	DNP
at Florida State	1-21-14	74-76	L	24-4-5	0-0-0	DNP	21-10-1	DNP	7-0-1	DNP
at Wake Forest	1-25-14	58-65	L	13-3-6	0-0-0	DNP	20-6-0	DNP	DNP	DNP
VIRGINIA	1-28-14	53-68	L	6-2-3	3-2-1	DNP	8-7-0	0-0-0	DNP	DNP
BOSTON COLLEGE	2-1-14	76-73	w	24-3-3	10-0-0	DNP	7-4-4	DNP	DNP	DNP
at Syracuse	2-3-14	55-61	L	9-3-6	2-2-0	DNP	16-8-0	DNP	DNP	DNP
NORTH CAROLINA	2-8-14	62-73	L	12-2-5	10-1-0	DNP	17-6-1	DNP	0-0-0	DNP
CLEMSON	2-11-14	68-64	w	16-3-6	4-3-0	DNP	6-8-0	DNP	0-0-0	DNP
at Boston College	2-16-14	73-69	w	16-5-4	5-1-0	DNP	8-5-2	DNP	0-1-2	DNP

Opponent	Date	Score		23	24	25	30	32
				JACKSON,DE	CONNAUGHTO	KNIGHT,TOM	AUGUSTE,ZA	VASTURIA,S
MIAMI (OHIO)	11-8-13	74-62	w	2-2-2	11-7-5	13-4-0	2-0-1	0-0-0
STETSON	11-10-13	80-49	w	9-3-3	10-6-1	4-2-3	9-5-2	0-1-2
INDIANA STATE	11-17-13	70-83	L	2-0-1	16-8-2	0-1-0	6-8-0	2-2-0
SANTA CLARA	11-22-13	84-69	w	13-8-2	7-4-2	2-0-0	4-1-0	DNP
ARMY	11-24-13	93-60	w	11-4-4	6-5-4	7-4-1	14-5-1	2-3-1
CORNELL	12-1-13	101-67	w	11-2-4	18-10-5	4-0-0	10-9-0	3-2-1
at Iowa	12-3-13	93-98	L	9-2-1	12-3-4	DNP	4-1-0	DNP
DELAWARE	12-7-13	80-75	w	6-2-1	21-11-0	4-6-1	1-0-0	DNP
BRYANT	12-9-13	70-59	w	7-4-3	17-11-1	6-6-0	DNP	DNP
NORTH DAKOTA STATE	12-11-13	69-73	L	11-2-0	21-6-2	3-7-2	DNP	3-1-1
vs Indiana	12-14-13	79-72	w	5-2-2	14-9-2	8-4-0	6-1-0	DNP
vs Ohio State	12-21-13	61-64	L	5-3-1	13-8-1	1-2-0	0-5-0	0-0-0
CANISIUS	12-29-13	87-81	w	4-2-2	6-6-4	4-4-0	12-8-1	5-2-0
DUKE	1-4-14	79-77	w	8-4-2	16-8-5	3-2-0	6-4-0	9-4-0
NORTH CAROLINA STATE	1-7-14	70-77	L	2-3-0	15-5-2	4-0-0	9-2-0	5-1-1
at Georgia Tech	1-11-14	69-74	L	4-1-2	10-10-7	DNP	6-2-1	5-5-1
at Maryland	1-15-14	66-74	L	6-3-3	19-6-2	DNP	2-2-0	1-4-1
VIRGINIA TECH	1-19-14	70-63	w	13-3-1	21-8-3	DNP	8-1-2	6-4-3
at Florida State	1-21-14	74-76	L	2-0-2	9-10-2	DNP	8-2-0	3-3-1
at Wake Forest	1-25-14	58-65	L	1-0-0	10-8-1	8-3-0	4-7-0	2-4-1
VIRGINIA	1-28-14	53-68	L	10-1-1	7-4-3	2-3-1	10-7-0	7-1-1
BOSTON COLLEGE	2-1-14	76-73	w	3-3-2	17-9-1	2-1-0	10-8-0	3-4-2
at Syracuse	2-3-14	55-61	L	0-3-1	11-8-3	4-2-0	0-3-0	13-0-2
NORTH CAROLINA	2-8-14	62-73	L	2-0-2	7-10-4	0-2-0	10-4-0	4-5-2
CLEMSON	2-11-14	68-64	w	DNP	13-7-7	4-2-1	14-12-0	11-4-2
at Boston College	2-16-14	73-69	w	DNP	17-5-4	10-9-1	10-3-0	7-3-1

2013-14 Notre Dame Men's Basketball  
 Notre Dame Team High/Low Analysis (as of Feb 16, 2014)  
 All games

Notre Dame - TEAM GAME HIGHS

POINTS	101	CORNELL (12-1-13)
	93	at Iowa (12-3-13)
	93	ARMY (11-24-13)
	87	CANISIUS (12-29-13)
	84	SANTA CLARA (11-22-13)
FIELD GOALS MADE	38	CORNELL (12-1-13)
	35	at Iowa (12-3-13)
	35	ARMY (11-24-13)
FIELD GOAL ATTEMPTS	70	at Georgia Tech (1-11-14)
	70	CORNELL (12-1-13)
FIELD GOAL PERCENTAGE	.565 (35-62)	ARMY (11-24-13)
	.561 (32-57)	STETSON (11-10-13)
3 PT FIELD GOALS MADE	12	CORNELL (12-1-13)
	10	MIAMI (OHIO) (11-8-13)
3 PT FG ATTEMPTS	29	NORTH DAKOTA STATE (12-11-13)
	28	VIRGINIA TECH (1-19-14)
3 PT FG PERCENTAGE	.529 (9-17)	STETSON (11-10-13)
	.500 (6-12)	DUKE (1-4-14)
FREE THROWS MADE	23	vs Indiana (12-14-13)
	23	SANTA CLARA (11-22-13)
FREE THROW ATTEMPTS	30	vs Indiana (12-14-13)
	28	DELAWARE (12-7-13)
FREE THROW PERCENTAGE	.852 (23-27)	SANTA CLARA (11-22-13)
	.813 (13-16)	CORNELL (12-1-13)
REBOUNDS	44	CANISIUS (12-29-13)
	44	BRYANT (12-9-13)
ASSISTS	28	CORNELL (12-1-13)
	26	ARMY (11-24-13)
STEALS	14	ARMY (11-24-13)
	10	VIRGINIA TECH (1-19-14)
BLOCKED SHOTS	10	vs Indiana (12-14-13)
	8	BRYANT (12-9-13)
	8	ARMY (11-24-13)
TURNOVERS	20	VIRGINIA (1-28-14)
	17	NORTH CAROLINA (2-8-14)
	17	at Maryland (1-15-14)
FOULS	22	at Maryland (1-15-14)
	22	at Iowa (12-3-13)

2013-14 Notre Dame Men's Basketball  
Notre Dame High/Low Analysis (as of Feb 16, 2014)  
All games

Opponent - GAME HIGHS

POINTS	98	at Iowa (12-3-13)
	83	INDIANA STATE (11-17-13)
	81	CANISIUS (12-29-13)
	77	NORTH CAROLINA STATE (1-7-14)
	77	DUKE (1-4-14)
FIELD GOALS MADE	33	at Iowa (12-3-13)
	30	CANISIUS (12-29-13)
FIELD GOAL ATTEMPTS	70	CLEMSON (2-11-14)
	67	CANISIUS (12-29-13)
FIELD GOAL PERCENTAGE	.580 (29-50)	at Florida State (1-21-14)
	.569 (33-58)	at Iowa (12-3-13)
3 PT FIELD GOALS MADE	12	DUKE (1-4-14)
	11	INDIANA STATE (11-17-13)
3 PT FG ATTEMPTS	29	CLEMSON (2-11-14)
	28	DUKE (1-4-14)
3 PT FG PERCENTAGE	.625 (10-16)	at Syracuse (2-3-14)
	.550 (11-20)	INDIANA STATE (11-17-13)
FREE THROWS MADE	25	NORTH CAROLINA STATE (1-7-14)
	25	at Iowa (12-3-13)
FREE THROW ATTEMPTS	32	NORTH CAROLINA STATE (1-7-14)
	29	at Iowa (12-3-13)
FREE THROW PERCENTAGE	.941 (16-17)	INDIANA STATE (11-17-13)
	.917 (11-12)	CANISIUS (12-29-13)
REBOUNDS	41	at Georgia Tech (1-11-14)
	40	at Maryland (1-15-14)
ASSISTS	20	at Iowa (12-3-13)
	18	VIRGINIA (1-28-14)
	18	ARMY (11-24-13)
STEALS	14	VIRGINIA (1-28-14)
	13	NORTH CAROLINA (2-8-14)
BLOCKED SHOTS	6	CLEMSON (2-11-14)
	6	BOSTON COLLEGE (2-1-14)
	6	VIRGINIA TECH (1-19-14)
	6	at Georgia Tech (1-11-14)
TURNOVERS	22	ARMY (11-24-13)
	17	VIRGINIA TECH (1-19-14)
FOULS	22	vs Indiana (12-14-13)
	21	DELAWARE (12-7-13)

2013-14 Notre Dame Men's Basketball  
 Notre Dame High/Low Analysis (as of Feb 16, 2014)  
 All games

Notre Dame - GAME LOWS

POINTS	53	VIRGINIA (1-28-14)
	55	at Syracuse (2-3-14)
	58	at Wake Forest (1-25-14)
	61	vs Ohio State (12-21-13)
	62	NORTH CAROLINA (2-8-14)
FIELD GOALS MADE	20	NORTH DAKOTA STATE (12-11-13)
	20	VIRGINIA (1-28-14)
	20	at Syracuse (2-3-14)
FIELD GOAL ATTEMPTS	47	VIRGINIA (1-28-14)
	49	at Syracuse (2-3-14)
FIELD GOAL PERCENTAGE	.357 (20-56)	NORTH DAKOTA STATE (12-11-13)
	.369 (24-65)	INDIANA STATE (11-17-13)
3 PT FIELD GOALS MADE	2	at Wake Forest (1-25-14)
	4	vs Ohio State (12-21-13)
3 PT FG ATTEMPTS	12	DELAWARE (12-7-13)
	12	DUKE (1-4-14)
3 PT FG PERCENTAGE	.125 (2-16)	at Wake Forest (1-25-14)
	.238 (5-21)	CLEMSON (2-11-14)
FREE THROWS MADE	6	VIRGINIA (1-28-14)
	6	NORTH CAROLINA (2-8-14)
FREE THROW ATTEMPTS	9	at Georgia Tech (1-11-14)
	9	VIRGINIA (1-28-14)
FREE THROW PERCENTAGE	.542 (13-24)	DUKE (1-4-14)
	.550 (11-20)	at Maryland (1-15-14)
REBOUNDS	26	at Iowa (12-3-13)
	27	MIAMI (OHIO) (11-8-13)
ASSISTS	8	vs Ohio State (12-21-13)
	8	at Wake Forest (1-25-14)
STEALS	2	NORTH CAROLINA STATE (1-7-14)
	3	vs Ohio State (12-21-13)
	3	at Maryland (1-15-14)
	3	at Florida State (1-21-14)
	3	BOSTON COLLEGE (2-1-14)
	3	at Boston College (2-16-14)
BLOCKED SHOTS	0	DELAWARE (12-7-13)
	0	VIRGINIA TECH (1-19-14)
	0	at Florida State (1-21-14)
TURNOVERS	5	CORNELL (12-1-13)
	5	at Wake Forest (1-25-14)
FOULS	9	BRYANT (12-9-13)
	12	ARMY (11-24-13)
	12	CORNELL (12-1-13)
	12	CANISIUS (12-29-13)

2013-14 Notre Dame Men's Basketball  
Notre Dame High/Low Analysis (as of Feb 16, 2014)  
All games

Opponent - GAME LOWS

POINTS	49	STETSON (11-10-13)
	59	BRYANT (12-9-13)
	60	ARMY (11-24-13)
	61	at Syracuse (2-3-14)
	62	MIAMI (OHIO) (11-8-13)
FIELD GOALS MADE	18	STETSON (11-10-13)
	21	MIAMI (OHIO) (11-8-13)
	21	at Syracuse (2-3-14)
FIELD GOAL ATTEMPTS	47	at Wake Forest (1-25-14)
	47	BOSTON COLLEGE (2-1-14)
	47	at Syracuse (2-3-14)
FIELD GOAL PERCENTAGE	.321 (18-56)	STETSON (11-10-13)
	.343 (24-70)	CLEMSON (2-11-14)
3 PT FIELD GOALS MADE	3	vs Ohio State (12-21-13)
	3	NORTH CAROLINA (2-8-14)
3 PT FG ATTEMPTS	10	NORTH DAKOTA STATE (12-11-13)
	11	VIRGINIA TECH (1-19-14)
	11	VIRGINIA (1-28-14)
	11	NORTH CAROLINA (2-8-14)
3 PT FG PERCENTAGE	.167 (3-18)	vs Ohio State (12-21-13)
	.200 (5-25)	ARMY (11-24-13)
FREE THROWS MADE	5	ARMY (11-24-13)
	6	STETSON (11-10-13)
	6	BRYANT (12-9-13)
FREE THROW ATTEMPTS	7	BRYANT (12-9-13)
	8	STETSON (11-10-13)
FREE THROW PERCENTAGE	.455 (5-11)	ARMY (11-24-13)
	.538 (7-13)	CORNELL (12-1-13)
REBOUNDS	25	SANTA CLARA (11-22-13)
	26	at Florida State (1-21-14)
	26	VIRGINIA (1-28-14)
ASSISTS	8	DUKE (1-4-14)
	8	CLEMSON (2-11-14)
STEALS	1	at Wake Forest (1-25-14)
	2	STETSON (11-10-13)
BLOCKED SHOTS	1	MIAMI (OHIO) (11-8-13)
	1	vs Ohio State (12-21-13)
	1	DUKE (1-4-14)
TURNOVERS	6	DUKE (1-4-14)
	7	at Boston College (2-16-14)
FOULS	11	NORTH CAROLINA STATE (1-7-14)
	12	MIAMI (OHIO) (11-8-13)
	12	at Wake Forest (1-25-14)
	12	NORTH CAROLINA (2-8-14)

2013-14 Notre Dame Men's Basketball  
Notre Dame Player High/Low Analysis (as of Feb 16, 2014)  
All games

Notre Dame - INDIVIDUAL GAME HIGHS

Points	30		Eric Atkins vs Canisius (12-29-13)
	29		Garrick Sherman at Iowa (12-3-13)
	26		Jerian Grant vs Miami (Ohio) (11-8-13)
	25		Jerian Grant vs Delaware (12-7-13)
	24		Eric Atkins vs Boston College (2-1-14)
	24		Eric Atkins at Florida State (1-21-14)
Field Goals Made	12		Garrick Sherman at Iowa (12-3-13)
	10		Eric Atkins vs Canisius (12-29-13)
	10		Jerian Grant vs Delaware (12-7-13)
Field Goal Att.	21		Pat Connaughton vs North Dakota State (12-11-13)
	19		Garrick Sherman vs North Carolina State (1-7-14)
FG Pct (min 5 made)	.857	(6-7)	Garrick Sherman vs Indiana (12-14-13)
	.800	(8-10)	Jerian Grant vs Cornell (12-1-13)
3-Point FG Made	6		Eric Atkins vs Canisius (12-29-13)
	5		Pat Connaughton vs North Carolina State (1-7-14)
	5		Pat Connaughton vs North Dakota State (12-11-13)
	5		Jerian Grant vs Miami (Ohio) (11-8-13)
3-Point FG Att.	15		Pat Connaughton vs North Dakota State (12-11-13)
	11		Pat Connaughton vs North Carolina State (1-7-14)
3-Pt FG Pct (min 2 made)	1.000	(2-2)	Demetrius Jackson vs Virginia (1-28-14)
	1.000	(2-2)	Pat Connaughton vs Duke (1-4-14)
	1.000	(2-2)	Demetrius Jackson vs Santa Clara (11-22-13)
Free Throws Made	11		Jerian Grant vs Indiana (12-14-13)
	11		Jerian Grant vs Bryant (12-9-13)
Free Throw Att.	13		Jerian Grant vs Bryant (12-9-13)
	11		Jerian Grant vs Indiana (12-14-13)
	11		Jerian Grant vs North Dakota State (12-11-13)
FT Pct (min 3 made)	1.000	(11-11)	Jerian Grant vs Indiana (12-14-13)
	1.000	(6-6)	Pat Connaughton at Maryland (1-15-14)
	1.000	(5-5)	Demetrius Jackson vs Virginia Tech (1-19-14)
	1.000	(5-5)	Garrick Sherman at Iowa (12-3-13)
	1.000	(5-5)	Tom Knight vs Army (11-24-13)
	1.000	(5-5)	Demetrius Jackson vs Santa Clara (11-22-13)
	1.000	(4-4)	Demetrius Jackson vs Canisius (12-29-13)
	1.000	(4-4)	Garrick Sherman vs North Dakota State (12-11-13)
	1.000	(4-4)	Pat Connaughton vs Bryant (12-9-13)
	1.000	(4-4)	Garrick Sherman vs Cornell (12-1-13)
	1.000	(4-4)	Jerian Grant vs Army (11-24-13)
	1.000	(4-4)	Zach Auguste vs Santa Clara (11-22-13)
	1.000	(3-3)	Pat Connaughton at Boston College (2-16-14)
	1.000	(3-3)	Pat Connaughton at Syracuse (2-3-14)
	1.000	(3-3)	Pat Connaughton vs Virginia Tech (1-19-14)
	1.000	(3-3)	Garrick Sherman vs North Carolina State (1-7-14)
	1.000	(3-3)	Garrick Sherman vs Canisius (12-29-13)
	1.000	(3-3)	Jerian Grant at Iowa (12-3-13)
	1.000	(3-3)	Jerian Grant vs Miami (Ohio) (11-8-13)
	1.000	(3-3)	Tom Knight vs Miami (Ohio) (11-8-13)
Rebounds	18		Garrick Sherman vs North Carolina State (1-7-14)
	13		Garrick Sherman vs Bryant (12-9-13)
Assists	11		Eric Atkins vs Duke (1-4-14)
	10		Jerian Grant at Iowa (12-3-13)
Steals	6		Jerian Grant vs Army (11-24-13)
	4		Zach Auguste vs Virginia (1-28-14)

	4	Jerian Grant vs Bryant (12-9-13)
	4	Eric Atkins vs Army (11-24-13)
Blocked Shots	5	Austin Burgett vs Duke (1-4-14)
	4	Garrick Sherman vs Indiana (12-14-13)
	4	Austin Burgett vs Indiana State (11-17-13)
Turnovers	7	Eric Atkins vs Canisius (12-29-13)
	6	Garrick Sherman at Maryland (1-15-14)
Fouls	5	Garrick Sherman vs Boston College (2-1-14)
	5	Garrick Sherman at Wake Forest (1-25-14)
	5	Austin Burgett vs Virginia Tech (1-19-14)
	5	Zach Auguste at Maryland (1-15-14)
	5	Eric Atkins vs Ohio State (12-21-13)
	5	Austin Burgett vs Santa Clara (11-22-13)
	5	Austin Burgett vs Indiana State (11-17-13)
	5	Garrick Sherman vs Miami (Ohio) (11-8-13)

2013-14 Notre Dame Men's Basketball  
Notre Dame Opponent High/Low Analysis (as of Feb 16, 2014)  
All games

OPPONENT INDIVIDUAL GAME HIGHS

Points	33	Trevor Cooney at Syracuse (2-3-14)
	33	Billy Baron vs Canisius (12-29-13)
	30	K.J. Mcdaniels vs Clemson (2-11-14)
	27	Rodney Hood vs Duke (1-4-14)
	26	Marshall Bjorklund vs North Dakota State (12-11-13)
Field Goals Made	13	K.J. Mcdaniels vs Clemson (2-11-14)
	11	Trevor Cooney at Syracuse (2-3-14)
	11	Marshall Bjorklund vs North Dakota State (12-11-13)
Field Goal Att.	24	K.J. Mcdaniels vs Clemson (2-11-14)
	20	Billy Baron vs Canisius (12-29-13)
FG Pct (min 5 made)	.909 (10-11)	Thomas, Devin at Wake Forest (1-25-14)
	.833 (5-6)	CJ Barksdale vs Virginia Tech (1-19-14)
	.833 (5-6)	Kevin Ferguson vs Army (11-24-13)
3-Point FG Made	9	Trevor Cooney at Syracuse (2-3-14)
	5	Rodney Hood vs Duke (1-4-14)
	5	Kyle Anderson vs Delaware (12-7-13)
3-Point FG Att.	12	Trevor Cooney at Syracuse (2-3-14)
	11	Josh Herbeck vs Army (11-24-13)
3-Pt FG Pct (min 2 made)	1.000 (2-2)	Thomas, Aaron at Florida State (1-21-14)
	.750 (9-12)	Trevor Cooney at Syracuse (2-3-14)
	.750 (3-4)	Manny Arop vs Indiana State (11-17-13)
	.750 (3-4)	Justin Gant vs Indiana State (11-17-13)
Free Throws Made	11	Dez Wells at Maryland (1-15-14)
	9	Ryan Anderson vs Boston College (2-1-14)
	9	Billy Baron vs Canisius (12-29-13)
Free Throw Att.	13	Dez Wells at Maryland (1-15-14)
	10	Ryan Anderson vs Boston College (2-1-14)
	10	Jarvis Threatt vs Delaware (12-7-13)
	10	Uthoff, Jarrod at Iowa (12-3-13)
FT Pct (min 3 made)	1.000 (9-9)	Billy Baron vs Canisius (12-29-13)
	1.000 (6-6)	James M McAdoo vs North Carolina (2-8-14)
	1.000 (6-6)	McKie, Travis at Wake Forest (1-25-14)
	1.000 (6-6)	Thomas, Aaron at Florida State (1-21-14)
	1.000 (6-6)	Rodney Hood vs Duke (1-4-14)
	1.000 (6-6)	White, Aaron at Iowa (12-3-13)
	1.000 (6-6)	Jake Odum vs Indiana State (11-17-13)
	1.000 (5-5)	Quinn Cook vs Duke (1-4-14)
	1.000 (5-5)	SMITH JR., LENZELLE vs Ohio State (12-21-13)
	1.000 (4-4)	Joe Rahon vs Boston College (2-1-14)
	1.000 (4-4)	Manny Arop vs Indiana State (11-17-13)
	1.000 (4-4)	Reggie Johnson vs Miami (Ohio) (11-8-13)
	1.000 (3-3)	White, Okaro at Florida State (1-21-14)
	1.000 (3-3)	Rasheed Sulaimon vs Duke (1-4-14)
	1.000 (3-3)	Etherington, Austin vs Indiana (12-14-13)
	1.000 (3-3)	Sheehey, Will vs Indiana (12-14-13)
	1.000 (3-3)	McCabe, Zach at Iowa (12-3-13)
Rebounds	14	Lawrence Alexander vs North Dakota State (12-11-13)
	13	K.J. Mcdaniels vs Clemson (2-11-14)
	13	Miller, Daniel at Georgia Tech (1-11-14)
Assists	10	Jarvis Threatt vs Delaware (12-7-13)
	8	Tyler Ennis at Syracuse (2-3-14)
Steals	6	Billy Baron vs Canisius (12-29-13)
	5	Malcolm Brogdon vs Virginia (1-28-14)

	5	Ferrell, Kevin (Yogi) vs Indiana (12-14-13)
Blocked Shots	6	K.J. Mcdaniels vs Clemson (2-11-14)
	6	Joey van Zegeren vs Virginia Tech (1-19-14)
Turnovers	7	Jarvis Threatt vs Delaware (12-7-13)
	6	Joey van Zegeren vs Virginia Tech (1-19-14)
Fouls	5	K.J. Mcdaniels vs Clemson (2-11-14)
	5	Rakeem Christmas at Syracuse (2-3-14)
	5	Chris Manhertz vs Canisius (12-29-13)
	5	Marshall Bjorklund vs North Dakota State (12-11-13)
	5	Dan Garvin vs Bryant (12-9-13)