



**UNIVERSITY OF MIAMI  
SPORTS MEDIA RELATIONS  
DEPARTMENT OF INTERCOLLEGIATE ATHLETICS  
CORAL GABLES, FLORIDA • TELEPHONE (305) 284-3244 • FAX (305) 284-2807  
ASST. SID/VOLLEYBALL CONTACT: Bryan J. Harvey  
OFFICE (305) 284-3249 • CELL (305) 301-9826 • E-MAIL: bharvey@miami.edu**

**2009 Schedule & Results**

**Overall:** 14-9                      **ACC:** 7-6

*Hurricane Invitational - Coral Gables, Fla.*

Aug. 28	FLORIDA GULF COAST	W, 3-0
Aug. 29	PRAIRIE VIEW A&M	W, 3-0
	USF	L, 3-1

*Hampton Inn & Suites Northern Colorado Classic - Greeley, Colo.*

Sept. 4	vs. Eastern Michigan	W, 3-0
Sept. 5	vs. North Dakota State at Northern Colorado	W, 3-2 W, 3-0

*Miami/FIU Invitational - Coral Gables, Fla.*

Sept. 10	at FIU	L, 3-0
Sept. 11	MIDDLE TENNESSEE STATE	W, 3-1
Sept. 12	ALBANY (N.Y.)	W, 3-0

*Seminole Tri-Match - Tallahassee, Fla.*

Sept. 18	at #19 Florida State*	L, 3-0
Sept. 19	vs. Notre Dame	L, 3-2
Sept. 25	VIRGINIA*	W, 3-1
Sept. 27	VIRGINIA TECH*	L, 3-2
Oct. 2	CLEMSON*	L, 3-2
Oct. 4	GEORGIA TECH*	W, 3-2
Oct. 8	at Wake Forest*	W, 3-1
Oct. 9	at Duke*	L, 3-0
Oct. 16	at Boston College*	W, 3-1
Oct. 18	at Maryland*	W, 3-0
Oct. 23	NORTH CAROLINA*	L, 3-0
Oct. 25	NC STATE*	W, 3-0
Oct. 30	at Virginia Tech*	W, 3-0
Nov. 1	at Virginia*	L, 3-2

<b>Nov. 6</b>	<b>WAKE FOREST*</b>	<b>7 p.m.</b>
<b>Nov. 8</b>	<b>DUKE*</b>	<b>1 p.m.</b>
Nov. 13	at Georgia Tech*	7 p.m.
Nov. 14	at Clemson*	6 p.m.
<b>Nov. 20</b>	<b>MARYLAND*</b>	<b>7 p.m.</b>
<b>Nov. 22</b>	<b>BOSTON COLLEGE*</b>	<b>1 p.m.</b>
<b>Nov. 25</b>	<b>FLORIDA STATE*</b>	<b>1 p.m.</b>

*NCAA Championships*

Dec. 3-6	NCAA First/Second Rounds
Dec. 11-12	NCAA Regionals
Dec. 17	NCAA Semifinals
Dec. 19	NCAA Final

\* - Atlantic Coast Conference match

All times are Eastern Standard Time (EST)

**BOLD** indicates home matches

Rankings according to AVCA/CBS poll at time of match

**www.hurricanesports.com**

**For Release: Nov. 5, 2009**

**Miami Hurricanes Welcome Wake Forest and Duke to James L. Knight Sports Complex**

**UPCOMING MATCHES**



**Nov. 6 Wake Forest ..... 7 p.m.**

**Nov. 8 Duke ..... 1 p.m.**

**Nov. 13 at Georgia Tech ..... 6 p.m.**



All UM results will be posted following each match on Hurricanesports.com. You will also find up-to-date stats and releases regarding all University of Miami athletics, as well as UM volleyball.



Both home matches this weekend will be broadcast live through WVUM student radio ... the VOICE of the University of Miami Hurricanes. The broadcasts will be streamed live via the internet at www.wvum.org.

Live stats for both matches will be available through Game Tracker at www.hurricanesports.com.

**MIAMI PROBABLE STARTERS**

No.	Name	Yr.	Pos.	Ht.	kps	pct.	dps	bps	pps
2	Lane Carico	So.	OH	5-11	4.44	.263	3.40	0.37	4.82
4	Ariell Cooke	Jr.	MB	6-0	0.80	.192	0.45	0.45	1.08
6	Maria Andersson	Sr.	OH	5-10	0.48	.122	1.86	0.12	0.87
21	Ali Becker	So.	MB	6-1	2.05	.292	0.48	0.92	2.62
23	Nrithya Sundararaman	Fr.	RS/S	5-10	0.90	.262	1.29	0.50	1.23
32	Lici McGee	Jr.	MB	6-3	2.17	.277	0.26	0.99	2.77
36	Cassie Loessberg	Sr.	LIB	5-7	0.01	-.062	5.03	0.00	0.17

**Hurricanes Return Home for Weekend Series with Wake Forest and Duke...**

The University of Miami returns home this weekend for a pair of matches against Wake Forest (Nov. 6) and Duke (Nov. 8) at the James L. Knight Sports Complex. Miami is seeking its first season series sweep of Wake Forest since 2005, while looking for the first win of the year against Duke, after sweeping the Blue Devils in 2008 for the first time in school history.

UM (14-9, 7-6 ACC) is locked in a log-jam amidst the middle of the Atlantic Coast Conference standings with North Carolina, Wake Forest and Virginia Tech.

At home this season, the Hurricanes are hitting a .236 clip (566k-220e-1466ta) while holding opponents to a .206 hitting mark. Senior outside hitter Maria Andersson has collected 22 of her team-high 28 service aces at home, as well as five Hurricanes players holding above a .250 hitting mark inside the James L. Knight Sports Complex.

For the fifth consecutive week, sophomore outside hitter Lane Carico leads the ACC in kills

**National Poll**

*AVCA Division I Coaches Top 25  
(November 2, 2009)*

#	School	Record	Last
1.	Penn State (50)	24-0	1
2.	Texas (10)	18-0	2
3.	Hawai'i	20-2	3
4.	Washington	19-2	5
t-5.	Illinois	18-3	6
t-5.	Stanford	15-6	4
7.	UCLA	18-6	11
8.	Iowa State	19-3	9
9.	Florida	18-3	10
10.	Nebraska	16-6	8
11.	Kentucky	22-2	12
12.	Minnesota	17-7	7
13.	California	13-8	14
14.	Oregon	15-5	15
15.	Michigan	19-6	13
16.	Florida State	21-2	17
17.	Southern California	15-8	16
18.	Arizona	16-6	18
19.	LSU	18-5	20
20.	Baylor	19-5	22
21.	Saint Louis	17-6	24
22.	San Diego	15-5	19
23.	Texas A&M	14-6	25
24.	Washington State	16-6	21
t-25.	Northern Iowa	22-2	NR
t-25.	St. Mary's (Calif.)	16-4	NR

**2009 UNIVERSITY OF MIAMI NUMERICAL ROSTER**

No.	Name	Pos.	Ht.	Cl.	Hometown/Previous School
2	Lane Carico	OH	5-11	So.-1L	Manhattan Beach, Calif./Mira Costa HS
4	Ariell Cooke	MB	6-0	Jr.-2L	Oakland, Calif./Bishop O'Dowd HS
5	Jenna Berkley	MB	6-2	Fr.-HS	Wildwood, Mo./Eureka HS
6	Maria Andersson	OH	5-10	Sr.-2L	Ängelholm, Sweden/Allebergsgymnasiet
9	Katie Gallagher	S	5-11	Jr.-2L	Winter Park, Fla./Lake Highland Prep
11	Genny Mayhew	OH	5-11	Sr.-3L	Clovis, Calif./Clovis HS
12	Lizzie Hale	OH/RS	6-0	Fr.-HS	Menlo Park, Calif./Menlo School
16	Griffin Udelson	DS	5-7	Sr.-3L	Attleboro, Mass./Bishop Feehan HS
17	Christine Williamson	OH/RS	5-11	So.-1L	Tampa, Fla./Plant HS
21	Ali Becker	MB	6-1	So.-1L	Katy, Texas/Cinco Ranch HS
23	Nrithya Sundararaman	RS/S	5-10	Fr.-HS	Naperville, Ill./Naperville HS
32	Lici McGee	MB	6-3	Jr.-2L	Warr Acres, Okla./Putnam City Original HS
36	Cassie Loessberg	LIB	5-7	Sr.-3L	Sacramento, Calif./St. Francis HS

**Head Coach** – Nicole Lantagne Welch (Maryland, 1994), Ninth Season

**Asst. Coach** – Felix Hou (Shanghai Physical Education Institute, 1986), Second Season

**Asst. Coach** – Laura Kuhn (Georgia Tech, 2005), Second Season

**PRONUNCIATION GUIDE...**

Ali Becker .....	alley	Cassie Loessberg .....	LOSS-burg
Lane Carico .....	CARE-uh-coe	Laura Kuhn .....	Koon
Ariell Cooke .....	ARE-ee-uhl	Nrithya .....	NITH-ee-a
Katie Gallagher .....	GAL-uh-GUR	Sundararaman .....	Sun-dar-rah-RUH-man
Felix Hou .....	HO	Griffin Udelson .....	You-DELL-son
Nicole Lantagne Welch .....	Lan-TANE		

with 382, averaging 4.44 kills per set. Freshman setter Nrithya Sundararaman leads the 'Canes in assists while ranking ninth in the league with 624 assists.

Senior libero Cassie Loessberg continues to anchor the Hurricanes defense with a league-leading 5.03 digs per set average (433 total). She has 10 20-or more digs matches on the year after collecting 23 versus Virginia last weekend in Charlottesville.

Quick Hits on Wake Forest...

Wake Forest (9-15, 7-6 ACC) is coming off a pair of victories last weekend against Maryland and Boston College. Carlin Salmon and Kadija Fornah lead the Deacons offensively, as Salmon has put away 200 kills and is hitting .222 while Fornah tops the squad with 224 kills and 2.77 kps. Andrea Beck is hitting a team-best .271 with 195 kills. Salmon and Beck also lead the team with 87 and 68 total blocks, respectively. Salmon is averaging 0.98 blocks per set and has notched seven or more blocks three times this year.

Junior setter Kelsey Jones has really had a remarkable year for missing the entire summer after recovering from hip surgery. Jones did not even know if she would be ready to start the season but she was, and has had a solid season. She is averaging 10.08 assists per set, which is fifth-best in the conference and her nine double-doubles are tied for fourth-most in the ACC.

Series Against Wake Forest...

Miami leads the all-time series between these two

schools by a narrow count of 6-4. Though Wake Forest swept the series against the 'Canes in 2008, both coming by 3-0 decisions, Miami took this year's earlier meeting in Winston-Salem with a 3-1 triumph. It was the first win for UM over the Demon Deacons since 2007.

Quick Hits on Duke...

Duke (21-4, 11-2 ACC) enters the weekend bringing a five-match win streak into its important Florida road trip. That streak includes back-to-back 3-0 sweeps over Maryland and Boston College and a pair of tough 3-2 road wins over Clemson and Georgia Tech. The Seminoles rank fourth nationally with a .303 team hitting percentage, while Miami boasts a .239 clip which ranks fourth in the ACC.

The Blue Devils have held all but two opponents - No. 1 Penn State and No. 16 Florida State - to a sub-.300 hitting percentage this season and have not allowed any of their past five opponents to hit over .180.

Series Against Duke...

Duke leads the all-time series against the Hurricanes by an 8-3 margin. Duke took a 3-0 victory over UM in the only other meeting this season between the two schools, that contest taking place in Durham, N.C. However, Miami swept the Blue Devils for the first time in a season series in 2008, collecting its first win over Duke since Dec. 6, 2002 as part of the NCAA Tournament. UM swept the Blue Devils at home, while

taking a 3-1 win in Durham.

Last Time vs. Wake Forest (10/8/09)...

Lane Carico had a match-high 22 kills while Christine Williamson and Lici McGee added 14 to help lead the University of Miami volleyball team past ACC foe Wake Forest, 3-1 (25-20, 25-15, 24-26, 25-18) at Reynolds Gym in Winston-Salem, N.C. Christine Williamson had a career-high tying 14 kills, matching her output from the last outing against Georgia Tech. McGee matched Williamson's effort with a career-high 14 kills and two block assists. Ali Becker also touched double-digits in kills for the sixth time this year with 12 kills and a match- and career-best 10 blocks.

Last Time vs. Duke (10/9/09)...

Duke's Rachael Moss stamped 19 kills and Becci Burling supplied another 14 to lead homestanding Duke University past the University of Miami, 3-0

**UM Muscle Milk Student-Athlete of the Week**

Student-Athlete	Sport	Date
Brittney Macdonald	Women's Soccer	Aug. 24
Kate Howarth	Women's Soccer	Aug. 31
Cassie Loessberg	Volleyball	Sept. 7
Jacory Harris	Football	Sept. 14
Jacory Harris	Football	Sept. 21
Vikki Alonzo	Women's Soccer	Sept. 28
Javarris James	Football	Oct. 5
Damien Berry	Football	Oct. 12
Lane Carico	Volleyball	Oct. 19

# Nicole Lantagne Welch

**Head Coach**  
**Ninth Year at Miami**  
**Maryland, 1994**  
**Record at Miami: 165-96**  
**Overall Record: Same**



This season marks Nicole Lantagne Welch's ninth year at the helm of the University of Miami women's volleyball program. Under her guidance since 2001, the team has posted winning records in six

of the last eight seasons, including a second-place finish in the team's first year in ACC play in 2004.

Last season, Lantagne Welch led the Hurricanes to a tie for third place in the Atlantic Coast Conference (ACC) standings, and the team's best regular season record since 2002. During the year, Lantagne Welch collected her 150th career victory when the 'Canes defeated NC State, 3-0, on November 21, 2008. It was just two seasons ago that she posted her 100th career victory in the 2006 season-opener for UM with a 3-2 win over Alabama.

The 2008 season was special for UM as the team posted a record of 26-6 overall (14-6 ACC), finishing just one match shy of tying for an ACC Championship. Not to be overlooked was Lantagne Welch leading the 'Canes to three in-season tournament titles, including a tournament title at NCAA Tournament participant University of San Francisco as part of the Asics/Coca-Cola Invitational in San Francisco, Calif.

For those achievements and more, Lantagne Welch was tabbed ACC Coach of the Year, as well as American Volleyball Coaches Association (AVCA) East Region Coach of the Year. It was her first ACC coaching honor, while being the second AVCA Regional honor, collecting the award in 2002 during Miami's historic run to the Round of 16 in the NCAA Tournament.



Under her guidance, Lantagne Welch would later see freshman Lane Carico named ACC Freshman of the Year, as well as AVCA East Region Freshman of the Year. Carico would go on to be named to the All-ACC Second Team, as well as teammates Angelica Ellis and Genny Mayhew. Carico would represent the first-ever ACC Freshman of the Year coached by Lantagne Welch, while Ellis and Mayhew would become the seventh and eighth players in school history to be named to the All-ACC Volleyball Team.

Overall, her career at UM is highlighted in part by three seasons with at least 20 wins (2003-04, '08) and a trip to the "Sweet 16" in the Hurricanes' first-ever appearance at the NCAA Tournament in 2002. In her eight years at the helm in Coral Gables, Lantagne Welch has averaged 18.9 wins per seasons with a career record of 151-87.

While new records were set during the 2007 campaign, the 2008 season saw even those records fall as Lantagne Welch and her staff assembled one of the best records in school history. Lantagne Welch led Miami to its best ACC record in school history. It was also the second-best record in school history on the Division I level of athletics.

Katie Gallagher moved in sole possession of second place all-time at UM for assists in a career during the 2008 season, while Cassie Loessberg placed herself in second place for digs in a career. In addition, Loessberg broke her own school record from a year ago for digs in a single-season, upping the new record to 554—besting her old school-record mark by two.

As for Gallagher, she etched her name once again as one of the Top 10 single-season assists leaders in school history. Already sitting at third place in school history from the 2007 season where she collected 1,243 assists, Gallagher added to that total with 1,202 in 2008—good enough for sixth place all-time in school history.

Freshman Lane Carico broke the freshman record for kills in a single-season for UM with 369, adding her name to 10th all-time for single-season kills. Meanwhile, Miami tied a school-record for hitting percentage in a five-set match, collecting a .329 percentage at Florida State on Nov. 26, 2008. The 'Canes would also collect the second-best single-set hitting mark in school history with a .615 clip against Boston College in the third set on Oct. 10, 2008.

Lantagne Welch would see two more student-athletes graduate following the 2008 season. Angelica Ellis and Bridget Bomhach both earned their Bachelor's Degree, while Ashley Woods completed her Master's Degree.

Woods placed her name eighth all-time in sets played (367), as well as eighth place all-time in total attacks (1,764). Ellis now ranks ninth in attacks (1,209), while also collecting the third-highest individual single-season hitting percentage (.350) from the 2008 campaign. Overall, Ellis is third in school history in career hitting percentage with a .275 clip through 318 sets and 1,209 attacks. Woods is tied for fifth in career hitting percentage, holding a .256 clip, sitting alongside Ciara Michel (2004-07).

The eighth-year head coach also coached three All-ACC Second Team members with

Lane Carico, Angelica Ellis and Genny Mayhew. In addition, Carico and Ellis were each named as AVCA All-America honorable mention, while Carico was selected the 2008 AVCA East Region Freshman of the Year. Carico was also the true definition of "student-athlete" as she was named to the All-ACC Academic Team.

A native of Encinitas, Calif., Lantagne Welch grew up in a family where volleyball had been a major part of their livelihood. Her parents, Joe and JoAnn, owned and operated a highly regarded volleyball scouting service that evaluated high school players, covering the regions of California, Nevada and Arizona. Lantagne Welch's sister, Jenelle Duvall, was an All-American at the University of Pittsburgh and served as an assistant coach at Northern Arizona and Northern Illinois. She also served as head coach at Metro State College of Denver.

Lantagne Welch played at the University of Maryland from 1990-1993. In her role as a four-year starting setter, she guided the Terrapins to their first-ever Atlantic Coast Conference Championship (ACC) title and an automatic berth to the NCAA Tournament in 1990. As a top collegiate setter, Lantagne Welch garnered First Team All-Atlantic Coast Conference honors in 1992 and '93, and earned Second Team All-ACC accolades in 1991. She would also be named AVCA National Player of the Week (Oct. 12, 1993) following an upset victory over Florida State.

Serving as a team captain through her final two seasons, Lantagne Welch finished her outstanding collegiate career as Maryland's all-time assists, digs and matches played leader. Throughout her career in College Park, Lantagne Welch accumulated various academic honors including ACC Honor Roll and district academic All-America as a senior. She graduated in 1994 with a Bachelor of Science degree in Business Marketing. For her accomplishments as a student-athlete, Lantagne Welch was named to the Atlantic Coast Conference 50th Anniversary Volleyball Team along with five other Terrapins from teams of the 1990s.

Lantagne Welch arrived at Miami after serving as an assistant coach at Texas A&M. During her three seasons there, the Aggies finished ranked in the top 20 and qualified for the NCAA Tournament each season (1997-99). In 1999, Texas A&M advanced to the elite eight of the NCAA Tournament, compiling a 28-6 record and a No. 9 final ranking.

In 2002, she married Wesley Paul Welch of Denver City, Texas, in her hometown of Encinitas, Calif. On Dec. 7, 2004, the couple celebrated the birth of their daughter, Riley Jaye and on April 8, 2007, son Ayden Fletcher was born. Lantagne Welch and her family reside in Miami.

- 2002 AVCA/Tachikara All-District I\*/Northeast Coach of the Year
- 2008 AVCA East Region Coach of the Year
- 2008 ACC Coach of the Year

## Nicole Lantagne Welch's Record at UM

YEAR	OVERALL			ACC			FINISH
	W	L	PCT.	W	L	PCT.	
2001	17	7	.708	—	—	—	—
2002	27	6	.818	10	3	.769	t-2nd
2003	22	9	.710	9	3	.750	3rd
2004	17	9	.654	11	5	.688	2nd
2005	16	14	.533	11	11	.500	6th
2006	12	19	.387	9	13	.409	t-9th
2007	14	17	.452	8	14	.364	t-8th
2008	26	6	.813	14	6	.700	t-3rd
2009	14	9	.609	7	6	.539	—
<b>TOTAL</b>	<b>165</b>	<b>96</b>	<b>.632</b>	<b>79</b>	<b>61</b>	<b>.564</b>	

*Note:* Miami was independent from a conference during the 2001 campaign. UM competed in the BIG EAST Conference from 2002-2004. They started in the Atlantic Coast Conference during the 2005 season.

### Atlantic Coast Conference

#### 2009 ACC STANDINGS

School	ACC	Overall
Florida State	12-1	21-2
Duke	11-2	21-4
Georgia Tech	10-3	16-7
Clemson	8-5	18-7
North Carolina	7-5	11-12
Miami	7-6	14-9
Wake Forest	7-6	9-15
Virginia Tech	6-7	16-8
Virginia	5-8	10-14
Maryland	3-10	11-15
Boston College	1-12	11-13
NC State	0-12	7-20

#### UPCOMING ACC SCHEDULE

##### Friday, November 6

Virginia at North Carolina	6 p.m.
Clemson at Maryland	7 p.m.
Duke at Florida State	7 p.m.
Wake Forest at Miami	7 p.m.
Virginia Tech and NC State	7 p.m.
Georgia Tech at Boston College	8 p.m.

##### Sunday, November 8

Clemson at Boston College	Noon
Duke at Miami	1 p.m.
Wake Forest at Florida State	1 p.m.
Georgia Tech at Maryland	1 p.m.
Virginia Tech at North Carolina	1 p.m.
Virginia at NC State	1 p.m.

##### Friday, November 13

Duke at Virginia Tech	5 p.m.
Miami at Georgia Tech	6 p.m.
Florida State at Clemson	7 p.m.
North Carolina at Maryland	7 p.m.
Wake Forest at Virginia	7 p.m.
NC State at Boston College	8 p.m.

##### Saturday, November 14

Wake Forest at Virginia Tech	5 p.m.
Miami at Clemson	6 p.m.
North Carolina at Boston College	7 p.m.
Florida State at Georgia Tech	6 p.m.
Duke at Virginia	TBA

##### Sunday, November 15

NC State at Maryland	1 p.m.
----------------------	--------

### Updated Career Records

#### Kills

1. Karla Johnson (2002-05)	1,484
2. Valeria Tipiana (2001-04)	1,411
3. Francheska Savage (2002-06)	1,325
4. Elizabeth Tyson (2001-04)	1,002
5. <b>Genny Mayhew (2006-pres.)</b>	<b>999</b>
6. Ciara Michel (2003-07)	962
7. Marcela Gamarra (2001-02)	845
8. <b>Lane Carico (2008-pres.)</b>	<b>751</b>
9. Ashley Woods (2004-08)	689
10. Angelica Ellis (2005-08)	538

#### Assists

1. Jill Robinson (2003-06)	4,937
2. <b>Katie Gallagher (2007-pres.)</b>	<b>2,744</b>
3. Mallorey James (2001-04)	2,025
4. Margie Young (2002-03)	634
5. <b>Nrithya Sundararaman (2009-pres.)</b>	<b>624</b>
6. Jamie Grass (2001-04)	554
7. Bridget Bomhack (2005-08)	260
8. Valeria Tipiana (2001-04)	254
9. <b>Cassie Loessberg (2006-pres.)</b>	<b>201</b>
10. Ashley Woods (2005-08)	155

#### Digs

1. <b>Cassie Loessberg (2006-pres.)</b>	<b>1,857</b>
2. Jamie Grass (2001-04)	1,621
3. Jill Robinson (2003-06)	1,001
4. Valeria Tipiana (2001-04)	968
5. Ann Gallo (2003-06)	878
6. Elizabeth Tyson (2001-04)	808
7. <b>Lane Carico (2008-pres.)</b>	<b>708</b>
8. <b>Genny Mayhew (2006-pres.)</b>	<b>676</b>
9. Michelle Bruin (2004-07)	633
10. <b>Katie Gallagher (2007-pres.)</b>	<b>632</b>

#### Total Blocks

1. Ciara Michel (2003-07)	573
2. Karla Johnson (2002-05)	358
3. Francheska Savage (2002-06)	348
4. Valeria Tipiana (2001-04)	299
5. Jill Robinson (2003-06)	270
6. Angelica Ellis (2005-08)	264
7. Robin Lewullis (2002-03)	253
8. Ashley Woods (2004-08)	238
9. <b>Lici McGee (2007-pres.)</b>	<b>164</b>
10. Elizabeth Tyson (2001-04)	146

#### Hurricanes Record vs. Conferences

America East	1-0
Atlantic Coast	7-6
Atlantic Sun	1-0
Big East	0-2
Big Sky	1-0
Mid-American	1-0
Southwestern Athletic	1-0
The Summit League	1-0
Sun Belt	1-1

### Miami's Record When...

When Playing at Home	7-4
When Playing on the Road	5-4
On a Neutral Floor	2-1
In night matches	9-6
In day matches	5-3
In Tournament Play	7-2
In the Atlantic Coast Conference	7-6
ACC Home Record	3-3
ACC Away Record	4-3
ACC Night Record	4-4
ACC Day Record	3-2
vs. CBS Sports/AVCA Top 25	0-1
vs. Top 25 at Home	0-0
vs. Top 25 on the Road	0-1
When Recording Less than 40 Kills	1-4
When Recording 40-49 Kills	5-0
When Recording 50-59 Kills	4-3
When Recording 60-69 Kills	4-2
When Recording 70-79 Kills	0-0
When Recording More than 80 Kills	0-0
When Recording 1-3 Aces	7-5
When Recording 4-6 Aces	4-3
When Recording 7-9 Aces	2-1
When Recording 10 or more Aces	1-0
When Recording 0-5 Blocks	3-2
When Recording 6-10 Blocks	5-5
When Recording 11-15 Blocks	6-2
When Recording 16-20 Blocks	0-0
When Recording 21-25 Blocks	0-0
When Recording More than 25 Blocks	0-0
When Recording Less than 30 Digs	1-0
When Recording 31-50 Digs	3-4
When Recording 51-70 Digs	6-2
When Recording 71-90 Digs	3-2
When Recording 91-110 Digs	0-1
When Recording More than 110 Digs	1-0
When No Hurricanes Reach 10+ Kills	2-2
When One 'Cane Reaches 10+ Kills	3-3
When Multiple 'Canes Reach 10+ Kills	9-4
When No Opponents Reach 10+ Kills	3-1
When One Opponent Reaches 10+ Kills	4-0
When Multiple Opponents Reach 10+ Kills	7-8
When No Hurricanes Reach 10+ Digs	1-0
When One 'Cane Reaches 10+ Digs	6-1
When Multiple 'Canes Reach 10+ Digs	7-8
When No Opponents Reach 10+ Digs	2-0
When One Opponent Reaches 10+ Digs	2-2
When Multiple Opponents Reach 10+ Digs	10-7
When Miami has more Total Attempts	4-2
When Opponent has more Total Attempts	9-7
When Total Attempts are tied	1-0
When Miami has more Assists	11-2
When Opponent has more Assists	1-7
When Assists are Tied	2-0
When wearing White Jerseys	4-2
When wearing Green Jerseys	6-1
When wearing Black Jerseys	4-6

## Hurricanes VB Media Policy

### KNIGHT SPORTS COMPLEX

Press row for University of Miami volleyball matches is located on the north side of the court at the James L. Knight Sports Complex, across from the team benches. The media entrance to the arena is from the southwest corner of the Complex, and the southwest entrance is also used for Will Call pick-up of credentials. Parking is located in either the lot for Mark Light Field, or Cobb Stadium directly adjacent to the Knight Sports Complex.

### MEDIA & PHOTO PASSES

Credentials for Hurricanes home matches are issued for working media only and must be requested through the sports media relations office at least 24 hours prior to the selected home event you wish to attend. Credentials are issued on a match-by-match basis and a formal request must be issued to the Miami Sports Media Relations Office. Only photographers on assignment from an accredited media agency will be issued credentials. Photographers are required to abide by the guidelines set forth by the NCAA on shooting limitations from the sidelines. Those not complying with the guidelines may be removed.

### MEDIA SERVICES

Pregame media supplements including notes, statistics, media guides and gameday programs will be available prior to the start of the first set. Between-game and final statistics, plus a running play-by-play and post game notes will be provided. Final statistics will be emailed and/or faxed via Miami's broadcast system following the conclusion of the match. In-game questions or concerns can be addressed on press row by Assistant Sports Media Relations Director Bryan J. Harvey.

### WEBSITES

As a general rule, fan-based web sites containing at least one or more of the following: chat rooms, message boards, recruiting information, scouting reports and links to news sites, as well as other fan-based features shall not be issued credentials to Miami volleyball matches. Local and national organizations that maintain a news-based Web site in connection with their regular newspaper or magazine, as well as radio or television broadcast, shall be issued credentials on a match-by-match basis. Live, real-time updates will not be permitted. Fan-based web sites wishing to discuss coverage and credential options should contact the Miami Sports Media Relations office at (305) 284-3244.

### INTERVIEWS

Following home games, Miami head coach Nicole Lantagne Welch will return to the court to handle any media questions, and players will also be available after a brief cooling-off period following the match's conclusion. Miami's locker will be closed at all times.

### TELEPHONES

Telephone lines at the Knight Sports Complex are limited to home radio and the visiting teams' "official" sports administrator/media relations contact. All media wishing to file stories should contact Bryan J. Harvey prior to the conclusion of the game in order to make arrangements to be escorted back to the Sports Media Relations Office in order to work in a work-friendly environment. Any and all questions will be addressed in this designated area.

(25-22, 25-17, 25-23) at Cameron Indoor Stadium in Durham, N.C. Miami was led by Carico's 15 kills and 13 digs, continuing her double-double streak to seven consecutive matches in a losing effort. It was her ninth double-double of the year, appropriately. Williamson continues to swing a hot hand collecting eight kills, while McGee added six kills and four blocks (assisted). Sundararaman had 29 assists and three blocks, and libero Cassie Loessberg pitched in on defense with a team-high 15 digs.

### Miami Stops Virginia Tech Home Streak...

Last weekend, the Hurricanes became the first team in 2009 to hand Virginia Tech a loss on its home court with a 3-0 win over the Hokies (Oct. 30). With the win, the 'Canes avenged a tough loss to the Hokies last season in Blacksburg, hurting UM's chances at making the 2008 NCAA Tournament.

### Inside the Numbers with Miami...

TWO (2) — the amount of "20-20" matches this season for Miami sophomore outside hitter Lane Carico after she posted 21 kills and 23 digs in a 3-2 loss to Virginia (Nov. 1). There have been only three such matches in the league this season ... with the Manhattan Beach, Calif., native leading the bunch.

### Fast Noting the 'Canes...

Senior defensive specialist/libero Cassie Loessberg racked up 23 digs against the Cavaliers for her 10th match of the season with at least 20 digs. Additionally, Miami's 65 kills against Virginia last weekend were the most since posting 65 in a 3-1 win over Wake Forest (Oct. 8).

### Sundararaman Moves Up the Charts...

Freshman setter/right side hitter Nrithya Sundararaman has quickly made a move on the all-time assists charts at UM, placing herself fifth with 624 assists on the season. Sundararaman needs just 11 assists to move into fourth place and slide past Margie Young (2202-03). Her 624 assists ranks eighth all-time at UM for assists in a single-season.

### On These Dates in History...

Miami has played just five matches all-time on the dates of Nov. 6 and Nov. 8 throughout the history of the program. UM holds an overall mark of 3-3 all-time, with a 2-1 record in matches played on Nov. 6 ... and a 1-2 record on Nov. 8. The last match played on either of these dates was a 3-2 setback at the hands of Pittsburgh on Nov. 8, 2002.

### Mayhew Shooting for 1,000...

Senior outside hitter Genny Mayhew is closing in on 1,000 kills as she now has 999 kills in her career. If she cracks the 1,000-kill plateau, she will be just the fifth UM player all-time to have eclipsed that mark. Currently, she ranks fifth all-time at UM in career kills.

### UM Present on All-ACC Preseason Team...

Three student-athletes from Miami are on this year's Preseason All-ACC Team for head coach Nicole Lantagne Welch. Seniors Genny Mayhew and Cassie Loessberg headline the list for UM, while sophomore Lane Carico earns her first Preseason nod as well. For Mayhew, this is her second consecutive ACC Preseason accolade.

## Individual Marks

### **MIAMI DOUBLE-DOUBLES**

Lane Carico (13)  
 - 8/28 vs. Florida Gulf Coast (11 kills, 13 digs)  
 - 9/5 vs. North Dakota State (19 kills, 22 digs)  
 - 9/19 vs. Notre Dame (16 kills, 23 digs)  
 - 9/25 vs. Virginia (21 kills, 17 digs)  
 - 9/27 vs. Virginia Tech (18 kills, 16 digs)  
 - 10/2 vs. Clemson (36 kills, 17 digs)  
 - 10/4 vs. Georgia Tech (30 kills, 16 digs)  
 - 10/8 vs. Wake Forest (22 kills, 22 digs)  
 - 10/9 vs. Duke (15 kills, 13 digs)  
 - 10/16 at Boston College (25 kills, 13 digs)  
 - 10/23 vs. North Carolina (16 kills, 12 digs)  
 - 10/25 vs. NC State (10 kills, 13 digs)  
 - 11/1 at Virginia (21 kills, 23 digs)

### Nrithya Sundararaman (5)

- 8/29 vs. USF (39 assists, 10 digs)  
 - 9/25 vs. Virginia (49 assists, 14 digs)  
 - 9/27 vs. Virginia Tech (44 assists, 11 digs)  
 - 10/23 vs. North Carolina (27 assists, 10 digs)  
 - 11/1 at Virginia (47 assists, 16 digs)

### Maria Andersson (1)

- 9/25 vs. Virginia (13 kills, 10 digs)

### Ali Becker (1)

- 10/8 vs. Wake Forest (12 kills, 10 blocks)

### Katie Gallagher (1)

- 9/5 vs. North Dakota State (50 assists, 15 digs)

### Genny Mayhew (1)

- 9/19 vs. Notre Dame (15 kills, 15 digs)

## Sports Imports/AVCA Player of the Week

### September

1 - Kari Pestolesi (Jr., OH) - UC Irvine  
 8 - Ashley Engle (Sr., S) - Texas  
 14 - Lauren Cook (Fr., S) - UCLA  
 21 - Megan Hodge (Sr., OH) - Penn State  
 28 - Rebecca Saraceno (Sr., OH) - UC Santa Barbara

### October

6 - Alix Klineman (Jr., OH) - Stanford  
 13 - Sam Dabbs (Sr., S) - Louisiana State  
 20 - Sonja Newcombe (Sr., OH) - Oregon  
 27 - Hana Cutura (Sr., OH) - California

### November

3 - Megan Hodge (Sr., OH) - Penn State

## ACC PLAYER OF THE WEEK

### **August**

31 - Monique Mead (Fr., OH) - Georgia Tech

### **September**

7 - Kelsey Murphy (Sr., S) - Clemson  
 14 - Brittany Roderick (Sr., MB) - Georgia Tech  
 21 - Kellie Catanach (So., S) - Duke  
 28 - Rachael Moss (Sr., OH) - Duke

### **October**

5 - Lane Carico (So., OH) - Miami  
 12 - Jordana Price (Sr., MB) - Florida State  
 19 - Justine Record (So., OH) - Virginia Tech  
 27 - Simone Asque (So., OH) - Virginia

### **November**

2 - Simone Asque (So., OH) - Virginia

Boston College  
EAGLES




Clemson University  
TIGERS



Duke University  
BLUE DEVILS




Florida State University  
SEMINOLES



Georgia Tech  
YELLOW JACKETS




University of Maryland  
TERRAPINS



University of Miami  
HURRICANES



University of North Carolina  
TAR HEELS



NC State University  
WOLFPACK



University of Virginia  
CAVALIERS



Virginia Tech  
HOKIES



Wake Forest University  
DEMON DEACONS



Duke Predicted to Win ACC Regular Season...

The Duke University volleyball team is predicted to win the 2009 Atlantic Coast Conference championship and headlines a list of 18 student-athletes selected to the 2009 Preseason All-ACC volleyball team, as announced today by Commissioner John D. Swofford.

Duke takes in 116 of a possible 121 points, including seven of 12 first place votes. Coaches' votes for the predicted order of finish were tallied with 11 points being applied to a first-place vote, 10 points for a second-place vote, etc. Coaches were not permitted to predict their own team's order of finish.

Just 17 points separate the top-four teams as Florida State, Miami, and North Carolina also take in first-place votes. Florida State follows Duke in second place with 104 points and three first-place votes, while Miami is tabbed to finish in third with 101 points and one first-place vote. North Carolina lands in fourth with 99 points and one first-place vote.

Clemson is tabbed fifth with 75 points, and is followed by Virginia Tech (71), Virginia (62), Georgia Tech (49), Wake Forest (47), Maryland (33), NC State (21), and Boston College (14).

'Canes on the Net...

All Miami home matches this year will feature live stats through Game Tracker on [www.hurricanesports.com](http://www.hurricanesports.com). All UM home matches will feature radio broadcast through WVUM...the official student radio station for the University of Miami.

Last Time Out - at Virginia (11/1/09)...

Miami's Lane Carico posted a "20-20" performance with 21 kills and 23 digs on Sunday, but in the end it was the University of Virginia scrapping out a 3-2 win (25-18, 23-25, 22-25, 25-23, 15-10) in an ACC volleyball thriller at Memorial Gymnasium in Charlottesville, Va.

For the Hurricanes, Sunday was supposed to be a match of retribution after dropping a tough 3-2 decision a year ago to the Cavaliers in Charlottesville. However, the result ended with the 'Canes suffering their fourth five-set loss of the season, and the second consecutive five-set defeat in Charlottesville.

Miami (14-9, 7-6 ACC) trailed 5-1 in the opening set, only to rebound behind the play of two kills from sophomore Ali Becker—also adding a pair of blocks, as well as kills and blocks from Ariell Cooke, in what would be a 12-5 UM run. That run allowed the Hurricanes to bolt out to a 13-10 advantage.

Virginia (10-14, 5-8 ACC) came back strong with a 9-3 run sparked by Simone Asque and Jessica O'Shoney to collect a 19-16 lead. Blocks from Kendahl Voelker and Sydney Hill, added a Voelker service ace, and Virginia was able to grab the opening set, 25-18.

UM rebounded in the second set with Lici McGee recording a block and a kill, while freshman Lizzie Hale registered a service ace to help the 'Canes to a quick 6-2 lead. The Cavaliers responded moments later with two kills from Asque and blocks by Hill and Voelker to stake

their team out to a 16-14 advantage.

Miami would soon reclaim the lead, the second lead change of the set, at 19-18 following a Virginia attack error and a service ace from freshman setter Nrithya Sundararaman. The 'Canes expanded their lead (22-18) with consecutive kills from Cooke and Lane Carico.

The 'Canes took the second set, 25-23 behind back-to-back kills by Carico off the set of Sundararaman.

Virginia led almost the entire way in the third set until, when leading 18-11 following an Asque kill off the set of Rachel Gray, Miami began a 13-3 run, beginning with a McGee kill. Carico added another kill along the way while McGee poured in two more of her own to allow UM the 23-21 lead late in the set.

The Hurricanes' Cooke put down consecutive kills, two of her five for the match, to close the set and give UM the win, 25-22.

Just as exciting as the third, the fourth set included nine ties and four lead changes.

Virginia once again led big at 19-11 as Asque staked five kills for the frame, as well as Hill providing three blocks (assisted) along the way.

However, Miami was resilient, yet again, knotting the set at 20-all on the strength of a 9-1 run that began with a kill from Christine Williamson, and ended with a kill-shot from Becker.

In the end, the Cavaliers got blocks from Hill and Gray, as well as two Miami attack errors, to collect the 25-23 win, forcing a fifth and decisive set for the second straight year in Charlottesville.

UM was never able to get on track in the fifth frame as Asque had five kills and teammate O'Shoney had two in order to lead the Cavs to a 15-10 victory sealing the match win.

Virginia was led on the match by Asque with a match-high 29 kills, adding eight digs and two assisted blocks. Voelker added 14 kills and five blocks (four assists), while setter Gray "quarterbacked" the offense with a match-high 53 assists. Libero Brittani Rendina had a match-high 34 digs to pace the Cavaliers defense.

For Miami, senior outside hitter Genny Mayhew returned to the court for the first time since Sept. 19 registering two kills, leaving her just one shy of topping the 1,000-kill plateau for her career.

Carico led all UM performers with 21 kills and 23 digs, adding two assisted blocks and four assists. It was the second time this season Carico's tallied a "20-20" match—the last coming against Wake Forest (22 kills, 22 digs) on Oct. 8.

McGee added 13 kills and three blocks (two assisted), and teammate Becker placed 12 kills and five assisted blocks. Setter Sundararaman had 47 assists, and libero Cassie Loessberg tied a team-high with 23 digs of her own on defense.



**2** LANE CARICO  
OH, 5-11, So.  
Manhattan Beach, Calif.



**4** ARIELL COOKE  
MB, 6-0, Jr.  
Oakland, Calif.



**5** JENNA BERKLEY  
MB, 6-2, Fr.  
Wildwood, Mo.



**6** MARIA ANDERSSON  
OH, 5-10, Sr.  
Ängelholm, Sweden



**9** KATIE GALLAGHER  
S, 5-11, Jr.  
Winter Park, Fla.



**11** GENNY MAYHEW  
OH, 5-11, Sr.  
Clovis, Calif.



**12** LIZZIE HALE  
OH/RS, 6-0, Fr.  
Menlo Park, Calif.



**16** GRIFFIN UDELSON  
DS, 5-7, Sr.  
Attleboro, Mass.



**17** CHRISTINE WILLIAMSON  
OH/RS, 5-11, So.  
Tampa, Fla.



**21** ALI BECKER  
MB, 6-1, So.  
Katy, Texas



**23** NRITHYA SUNDARAMAN  
RS/S, 5-10, Fr.  
Naperville, Ill.



**32** LICI MCGEE  
MB, 6-3, Jr.  
Warr Acres, Okla.



**36** CASSIE LOESSBERG  
LIB, 5-7, Sr.  
Sacramento, Calif.



PRISCILLA DOBBS  
Athletic Trainer  
First Season



LAUREN REYNOLDS  
Student Trainer  
First Season



NICOLE LANTAGNE WELCH  
Head Coach  
Ninth Season



FELIX HOU  
Asst. Coach  
Second Season



LAURA KUHN  
Asst. Coach  
Second Season



**#2 Lane Carico • Outside Hitter • 5-11 • Sophomore • Manhattan Beach, Calif. • Mira Costa HS**

**Awards: 2009** – Preseason All-ACC Team; Hurricane Invitational All-Tournament Team; Hampton Inn & Suites Northern Colorado Classic - MVP

**2009 Match Highs**

Attempts: 83, vs. Clemson (10/2)  
 Kills: 36, vs. Clemson (10/2)  
 Hitting: .429, vs. Prairie View A&M (8/29)  
 Digs: 23, twice  
 Aces: 3, vs. Florida Gulf Coast (8/28)  
 Blocks: 3, vs. North Dakota State (9/5)

**Career Match Highs**

Same  
 Same  
 .464, at NC State (11/21/08)  
 27, at Virginia (10/24/08)  
 5, vs. VCU (9/6/08)  
 6, at North Carolina (11/20/08)

DATE	OPONENT	RESULT	MS	SP	K	E	TA	PCT	A	SA	SE	RE	DIG	BS	BA	TOT	BE	BHE	PTS
Aug. 28	Florida Gulf Coast	W, 3-0	*	3	11	3	31	.258	0	3	0	1	13	0	0	0	0	0	14.0
Aug. 29	Prairie View A&M	W, 3-0	*	3	7	1	14	.429	0	1	2	0	8	1	0	1	1	0	9.0
Aug. 29	USF	L, 1-3	*	4	22	7	45	.333	1	0	1	1	7	0	2	2	1	0	23.0
Sept. 4	vs. Eastern Michigan	W, 3-0	*	3	16	7	40	.225	1	1	3	0	6	1	1	2	0	0	18.5
Sept. 5	vs. North Dakota State	W, 3-2	*	5	19	10	51	.176	2	2	1	0	22	1	2	3	0	0	23.0
Sept. 5	at Northern Colorado	W, 3-0	*	3	9	6	27	.111	0	0	4	1	8	0	0	0	0	0	9.0
Sept. 10	at FIU	L, 0-3	*	3	7	5	28	.071	0	0	0	0	9	1	1	2	1	0	8.5
Sept. 11	Middle Tennessee State	W, 3-1	*	4	14	5	32	.281	0	0	6	1	6	1	0	1	1	0	15.0
Sept. 12	Albany (N.Y.)	W, 3-0	*	3	10	4	34	.176	2	0	3	0	9	0	2	2	2	0	11.0
Sept. 18	at #19 Florida State	L, 0-3	*	3	7	5	24	.083	1	1	1	0	8	1	1	2	0	0	9.5
Sept. 19	vs. Notre Dame	L, 2-3	*	5	16	6	36	.278	2	2	0	4	23	0	2	2	0	0	19.0
Sept. 25	Virginia	W, 3-1	*	4	21	7	56	.250	0	0	1	1	17	1	1	2	2	0	22.5
Sept. 27	Virginia Tech	L, 2-3	*	5	18	7	56	.196	3	1	1	0	16	0	2	2	0	0	20.0
Oct. 2	Clemson	L, 2-3	*	5	36	11	83	.301	0	1	3	0	17	0	1	1	0	0	37.5
Oct. 4	Georgia Tech	W, 3-2	*	5	30	8	72	.306	0	0	1	0	16	0	1	1	1	0	30.5
Oct. 8	at Wake Forest	W, 3-1	*	4	22	2	56	.357	0	0	0	1	22	0	1	1	1	0	22.5
Oct. 9	at Duke	L, 0-3	*	3	15	4	48	.229	1	0	0	1	13	0	1	1	0	0	15.5
Oct. 16	at Boston College	W, 3-1	*	4	25	3	52	.423	1	0	2	1	13	0	2	2	0	0	26.0
Oct. 18	at Maryland	W, 3-0	*	3	18	6	40	.300	0	0	0	3	6	0	1	1	0	0	18.5
Oct. 23	North Carolina	L, 0-3	*	3	16	3	39	.333	0	0	0	0	12	0	1	1	1	0	16.5
Oct. 25	NC State	W, 3-0	*	3	10	3	29	.241	1	1	0	0	13	0	1	1	1	0	11.5
Oct. 30	at Virginia Tech	W, 3-0	*	3	12	1	27	.407	1	0	2	0	5	0	0	0	0	1	12.0
Nov. 1	at Virginia	L, 2-3	*	5	21	10	62	.177	4	0	2	2	23	0	2	2	2	0	22.0





#4 Ariell Cooke • Middle Blocker • 6-0 • Junior • Oakland, Calif. • Bishop O'Dowd HS

**2009 Match Highs****Career Match Highs**

Attempts:	20, at Boston College (10/16)	29, twice
Kills:	9, at Boston College (10/16)	Same
Hitting:	.714, at Virginia Tech (10/30)	Same
Digs:	4, three times	4, seven times
Assists:	3, vs. Clemson (10/2)	Same
Blocks:	4, twice	5, three times

DATE	OPPONENT	RESULT	MS	SP	K	E	TA	PCT	A	SA	SE	RE	DIG	BS	BA	TOT	BE	BHE	PTS
Aug. 28	Florida Gulf Coast	W, 3-0		2	0	1	3	-.333	0	0	0	0	0	0	0	0	0	0	0.0
Aug. 29	Prairie View A&M	W, 3-0		3	0	2	6	-.333	0	0	0	0	1	0	0	0	0	0	0.0
Aug. 29	USF	L, 1-3		0	0	0	0	.000	0	0	0	0	0	0	0	0	0	0	0.0
Sept. 4	vs. Eastern Michigan	W, 3-0	<i>DNP</i>																
Sept. 5	vs. North Dakota State	W, 3-2		2	1	0	1	1.000	0	0	0	0	0	0	0	0	0	0	1.0
Sept. 5	at Northern Colorado	W, 3-0	<i>DNP</i>																
Sept. 10	at FIU	L, 0-3		2	1	1	3	.000	0	0	0	0	0	0	0	0	0	0	1.0
Sept. 11	Middle Tennessee State	W, 3-1		1	0	0	0	.000	0	0	1	0	0	0	0	0	0	0	0.0
Sept. 12	Albany (N.Y.)	W, 3-0	<i>DNP</i>																
Sept. 18	at #19 Florida State	L, 0-3	<i>DNP</i>																
Sept. 19	vs. Notre Dame	L, 2-3		1	0	0	1	.000	0	0	0	0	0	0	0	0	0	0	0.0
Sept. 25	Virginia	W, 3-1		3	3	0	4	.750	2	0	0	0	1	0	1	1	1	0	3.5
Sept. 27	Virginia Tech	L, 2-3		4	2	4	9	-.222	1	0	0	0	0	0	3	3	1	1	3.5
Oct. 2	Clemson	L, 2-3		5	6	0	14	.429	0	0	0	0	4	3	1	4	1	0	9.5
Oct. 4	Georgia Tech	W, 3-2		5	3	2	10	.100	3	0	0	0	1	1	1	2	0	0	4.5
Oct. 8	at Wake Forest	W, 3-1	*	4	2	0	8	.250	2	0	0	0	2	1	0	1	0	0	3.0
Oct. 9	at Duke	L, 0-3	*	3	2	1	7	.143	0	0	0	0	0	0	0	0	0	0	2.0
Oct. 16	at Boston College	W, 3-1	*	4	9	2	20	.350	0	0	0	0	4	1	5	6	0	0	12.5
Oct. 18	at Maryland	W, 3-0	*	2	4	1	6	.500	0	0	0	0	2	0	0	0	0	0	4.0
Oct. 23	North Carolina	L, 0-3	*	3	0	2	6	-.333	2	0	0	0	2	0	0	0	2	0	0.0
Oct. 25	NC State	W, 3-0	*	3	2	3	8	-.125	1	0	0	0	2	0	2	2	0	0	3.0
Oct. 30	at Virginia Tech	W, 3-0	*	3	5	0	7	.714	1	0	0	0	2	0	4	4	0	0	7.0
Nov. 1	at Virginia	L, 2-3	*	5	5	1	17	.235	2	0	0	0	4	0	2	2	0	1	6.0



**#6 Maria Andersson • Outside Hitter • 5-10 • Senior • Ängelholm, Sweden • Allebergsgymnasiet****2009 Match Highs**

Assists:	2, vs. Eastern Michigan (9/4)
Attempts:	31, vs. Virginia (9/25)
Kills:	13, vs. Virginia (9/25)
Hitting:	.267, vs. Virginia (9/25)
Digs:	14, vs. North Dakota State (9/5)
Aces:	7, vs. Prairie View A&M (8/29)
Blocks:	5, vs. Virginia Tech (9/27)

**Career Match Highs**

Assists:	4, vs. North Carolina (10/18/08)
Attempts:	40, twice
Kills:	16, vs. Virginia Tech (10/27/07)
Hitting:	.368, at Boston College (10/12/07)
Digs:	18, vs. Butler (8/25/07)
Aces:	Same
Blocks:	Same

DATE	OPONENT	RESULT	MS	SP	K	E	TA	PCT	A	SA	SE	RE	DIG	BS	BA	TOT	BE	BHE	PTS
Aug. 28	Florida Gulf Coast	W, 3-0	*	3	1	0	1	1.000	1	0	2	0	9	0	0	0	0	0	1.0
Aug. 29	Prairie View A&M	W, 3-0	*	3	1	0	1	1.000	1	7	1	1	1	0	0	0	0	0	8.0
Aug. 29	USF	L, 1-3	*	3	0	0	1	.000	0	1	0	0	3	0	0	0	0	0	1.0
Sept. 4	vs. Eastern Michigan	W, 3-0	*	3	1	0	1	1.000	2	0	3	0	3	0	0	0	0	0	1.0
Sept. 5	vs. North Dakota State	W, 3-2	*	5	3	0	5	.600	1	0	2	0	14	0	0	0	0	0	3.0
Sept. 5	at Northern Colorado	W, 3-0	*	3	0	1	2	-.500	1	0	2	1	4	0	0	0	0	0	0.0
Sept. 10	at FIU	L, 0-3	*	3	0	0	1	.000	1	1	0	2	10	0	0	0	0	0	1.0
Sept. 11	Middle Tennessee State	W, 3-1	*	4	0	0	0	.000	0	2	2	0	4	0	1	1	0	0	2.5
Sept. 12	Albany (N.Y.)	W, 3-0	*	3	1	0	1	1.000	1	0	0	1	7	0	0	0	0	0	1.0
Sept. 18	at #19 Florida State	L, 0-3	*	3	0	0	2	.000	0	0	2	1	2	0	0	0	0	0	0.0
Sept. 19	vs. Notre Dame	L, 2-3	*	5	0	0	0	.000	1	0	0	1	5	0	0	0	0	0	0.0
Sept. 25	Virginia	W, 3-1	*	4	13	5	30	.267	1	3	1	1	10	0	1	1	0	0	16.5
Sept. 27	Virginia Tech	L, 2-3	*	5	7	1	31	.194	1	2	0	0	11	2	3	5	1	0	12.5
Oct. 2	Clemson	L, 2-3	*	5	5	5	25	.000	1	3	3	1	12	0	2	2	0	0	9.0
Oct. 4	Georgia Tech	W, 3-2	*	5	2	4	18	-.111	0	2	3	1	7	0	1	1	0	0	4.5
Oct. 8	at Wake Forest	W, 3-1	*	4	0	0	5	.000	0	0	2	0	4	0	0	0	0	0	0.0
Oct. 9	at Duke	L, 0-3	*	3	0	1	10	-.100	1	1	1	0	8	0	0	0	0	0	1.0
Oct. 16	at Boston College	W, 3-1	*	4	3	0	6	.500	1	3	2	0	11	0	0	0	0	0	6.0
Oct. 18	at Maryland	W, 3-0	*	3	1	0	8	.125	0	1	1	0	8	0	0	0	0	0	2.0
Oct. 23	North Carolina	L, 0-3	*	3	1	1	7	.000	1	1	2	1	9	0	0	0	0	0	2.0
Oct. 25	NC State	W, 3-0	*	3	0	0	1	.000	1	1	0	0	4	0	0	0	0	0	1.0
Oct. 30	at Virginia Tech	W, 3-0	*	3	1	1	4	.000	2	0	0	0	5	0	0	0	0	0	1.0
Nov. 1	at Virginia	L, 2-3	*	5	1	1	9	.000	0	0	1	0	9	0	0	0	0	0	1.0



**#11 Genny Mayhew • Outside Hitter • 5-11 • Senior • Clovis, Calif. • Clovis HS****Awards: 2009** – Miami/FIU Invitational All-Tournament Team**2009 Match Highs**

Attempts: 41, vs. Middle Tennessee State (9/11)  
 Kills: 15, vs. Notre Dame (9/19)  
 Hitting: .571, vs. Prairie View A&M (8/29)  
 Digs: 16, vs. North Dakota State (9/5)  
 Aces: 2, vs. Prairie View A&M (8/29)  
 Blocks: 6, vs. USF (8/29)

**Career Match Highs**

68, at North Carolina (11/20/08)  
 26, at Virginia Tech (9/20/07)  
 .632, at Wake Forest (11/3/07)  
 20, at Virginia (9/21/07)  
 4, at Virginia Tech (10/14/06)  
 Same

DATE	OPONENT	RESULT	MS	SP	K	E	TA	PCT	A	SA	SE	RE	DIG	BS	BA	TOT	BE	BHE	PTS
Aug. 28	Florida Gulf Coast	W, 3-0	*	3	13	5	32	.250	1	0	0	0	9	0	1	1	0	0	13.5
Aug. 29	Prairie View A&M	W, 3-0	*	2	4	0	7	.571	2	2	0	0	3	0	2	2	0	0	7.0
Aug. 29	USF	L, 1-3	*	4	9	7	33	.061	1	0	0	1	3	1	5	6	1	1	12.5
Sept. 4	vs. Eastern Michigan	W, 3-0	*	3	9	2	24	.292	1	0	0	1	9	0	0	0	0	0	9.0
Sept. 5	vs. North Dakota State	W, 3-2	*	5	9	4	38	.132	1	0	0	1	16	0	2	2	0	0	2.0
Sept. 6	at Northern Colorado	W, 3-0	*	3	9	6	26	.115	2	0	0	0	3	1	1	2	0	0	10.5
Sept. 10	at FIU	L, 0-3	*	3	8	1	23	.304	1	1	0	1	6	0	0	0	0	0	9.0
Sept. 11	Middle Tennessee State	W, 3-1	*	4	13	4	41	.220	1	0	0	1	4	1	1	2	0	0	14.5
Sept. 12	Albany (N.Y.)	W, 3-0	*	3	8	1	32	.219	0	1	0	0	8	0	1	1	0	0	9.5
Sept. 18	at #19 Florida State	L, 0-3	*	3	4	7	18	-.167	0	0	0	2	10	0	0	0	1	0	4.0
Sept. 19	vs. Notre Dame	L, 2-3	*	5	15	6	38	.237	2	1	1	2	15	1	2	3	0	0	18.0
Sept. 25	Virginia	W, 3-1	<i>DNP</i>																
Sept. 27	Virginia Tech	L, 2-3	<i>DNP</i>																
Oct. 2	Clemson	L, 2-3	<i>DNP</i>																
Oct. 4	Georgia Tech	W, 3-2	<i>DNP</i>																
Oct. 8	at Wake Forest	W, 3-1	<i>DNP</i>																
Oct. 9	at Duke	L, 0-3	<i>DNP</i>																
Oct. 16	at Boston College	W, 3-1	<i>DNP</i>																
Oct. 18	at Maryland	W, 3-0	<i>DNP</i>																
Oct. 23	North Carolina	L, 0-3	<i>DNP</i>																
Oct. 25	NC State	W, 3-0	<i>DNP</i>																
Oct. 30	at Virginia Tech	W, 3-0	<i>DNP</i>																
Nov. 1	at Virginia	L, 2-3		5	2	3	15	-.067	1	0	0	0	2	0	1	1	0	0	2.5



#12 Lizzie Hale • Outside Hitter/Right Side • 6-0 • Freshman • Menlo Park, Calif. • Menlo HS

	2009 Match Highs	Career Match Highs
Attempts:	12, at Boston College (10/16)	Same
Kills:	3, at Boston College (10/16)	Same
Hitting:	.167, at Boston College (10/16)	Same
Digs:	18, at Boston College (10/16)	Same
Aces:	3, twice	Same
Blocks:	2, at Boston College (10/16)	Same

DATE	OPPONENT	RESULT	MS	SP	K	E	TA	PCT	A	SA	SE	RE	DIG	BS	BA	TOT	BE	BHE	PTS
Aug. 28	Florida Gulf Coast	W, 3-0	DNP																
Aug. 29	Prairie View A&M	W, 3-0		2	1	0	2	.500	0	0	0	0	0	0	1	1	0	0	1.5
Aug. 29	USF	L, 1-3	DNP																
Sept. 4	vs. Eastern Michigan	W, 3-0		2	0	0	0	.000	0	0	1	0	1	0	0	0	0	0	0.0
Sept. 5	vs. North Dakota State	W, 3-2		4	0	0	0	.000	0	1	0	0	1	0	0	0	0	0	1.0
Sept. 5	at Northern Colorado	W, 3-0		3	1	0	1	1.000	0	1	1	0	1	0	0	0	0	0	2.0
Sept. 10	at FIU	L, 0-3		3	0	0	0	.000	0	0	0	0	1	0	0	0	0	0	0.0
Sept. 11	Middle Tennessee State	W, 3-1		3	0	0	0	.000	0	0	1	0	0	0	0	0	0	0	0.0
Sept. 12	Albany (N.Y.)	W, 3-0		3	0	0	0	.000	0	0	0	0	1	0	0	0	0	0	0.0
Sept. 18	at #19 Florida State	L, 0-3		3	0	0	0	.000	0	0	0	0	1	0	0	0	0	0	0.0
Sept. 19	vs. Notre Dame	L, 2-3		5	0	0	0	.000	0	0	0	0	2	0	0	0	0	0	0.0
Sept. 25	Virginia	W, 3-1		4	0	0	0	.000	1	1	0	1	1	0	0	0	0	0	1.0
Sept. 27	Virginia Tech	L, 2-3		5	0	0	0	.000	0	2	2	0	6	0	0	0	0	0	2.0
Oct. 2	Clemson	L, 2-3		5	0	0	1	.000	0	0	0	0	8	0	0	0	0	0	0.0
Oct. 4	Georgia Tech	W, 3-2		5	0	0	1	.000	2	1	1	0	9	0	0	0	0	0	1.0
Oct. 8	at Wake Forest	W, 3-1		4	0	0	1	.000	0	0	1	0	11	0	0	0	0	0	0.0
Oct. 9	at Duke	L, 0-3		3	0	0	1	.000	0	1	0	0	8	0	0	0	0	0	1.0
Oct. 16	at Boston College	W, 3-1	*	4	3	1	12	.167	3	3	1	2	18	0	2	2	0	0	7.0
Oct. 18	at Maryland	W, 3-0	*	3	1	1	6	.000	1	3	0	1	8	0	1	1	0	0	4.5
Oct. 23	North Carolina	L, 3-0		3	0	2	2	-1.000	2	1	0	1	5	0	0	0	0	0	1.0
Oct. 25	NC State	W, 3-0		3	0	0	0	.000	1	0	0	0	12	0	0	0	0	0	0.0
Oct. 30	at Virginia Tech	W, 3-0		3	0	0	0	.000	1	0	1	0	5	0	0	0	0	0	0.0
Nov. 1	at Virginia	L, 2-3		5	1	0	2	.500	2	1	3	5	15	0	0	0	0	0	2.0





#17 Christine Williamson • Outside Hitter/Right Side • 5-11 • Sophomore • Tampa, Fla. • Plant HS

	<u>2009 Match Highs</u>	<u>Career Match Highs</u>
Attempts:	35, vs. Georgia Tech (10/4)	Same
Kills:	14, three times	Same
Hitting:	.367, at Boston College (10/16)	Same
Digs:	3, twice	3, seven times
Aces:	N/A	N/A
Blocks:	7, at Wake Forest (10/8)	Same

DATE	OPONENT	RESULT	MS	SP	K	E	TA	PCT	A	SA	SE	RE	DIG	BS	BA	TOT	BE	BHE	PTS
Aug. 28	Florida Gulf Coast	W, 3-0		2	1	0	3	.333	0	0	0	0	1	1	1	2	0	0	2.5
Aug. 29	Prairie View A&M	W, 3-0		1	1	0	2	.500	0	0	1	0	1	0	0	0	0	0	1.0
Aug. 29	USF	L, 1-3		4	5	3	10	.200	0	0	0	0	2	1	2	3	0	0	7.0
Sept. 4	vs. Eastern Michigan	W, 3-0	<i>DNP</i>																
Sept. 5	vs. North Dakota State	W, 3-2		2	3	1	9	.222	1	0	0	0	2	0	1	1	0	0	1.0
Sept. 5	at Northern Colorado	W, 3-0	<i>DNP</i>																
Sept. 10	at FIU	L, 0-3		2	3	1	7	.286	0	0	0	0	0	0	1	1	0	0	3.5
Sept. 11	Middle Tennessee State	W, 3-1		1	0	3	3	-1.000	1	0	0	0	1	0	0	0	0	0	0.0
Sept. 12	Albany (N.Y.)	W, 3-0	<i>DNP</i>																
Sept. 18	at #19 Florida State	L, 0-3		3	5	1	12	.333	0	0	0	0	1	0	1	1	0	0	5.5
Sept. 19	vs. Notre Dame	L, 2-3		4	1	1	5	.000	0	0	0	1	1	0	1	1	1	0	1.5
Sept. 25	Virginia	W, 3-1	*	4	2	2	8	.000	3	0	2	0	1	0	0	0	0	0	2.0
Sept. 27	Virginia Tech	L, 2-3	*	5	5	3	11	.182	0	0	0	1	0	0	1	1	1	0	5.5
Oct. 2	Clemson	L, 2-3	*	5	10	8	21	.095	2	0	0	0	2	0	0	0	0	0	10.0
Oct. 4	Georgia Tech	W, 3-2	*	5	14	6	35	.229	1	0	0	0	1	1	0	1	2	0	15.0
Oct. 8	at Wake Forest	W, 3-1		4	14	5	30	.300	0	0	0	0	2	2	5	7	2	0	18.5
Oct. 9	at Duke	L, 0-3		3	8	4	23	.174	0	0	0	0	2	0	1	1	0	0	8.5
Oct. 16	at Boston College	W, 3-1		4	12	1	30	.367	0	0	0	0	1	0	2	2	0	0	13.0
Oct. 18	at Maryland	W, 3-0		3	4	2	18	.111	0	0	0	0	3	0	2	2	0	0	5.0
Oct. 23	North Carolina	L, 0-3		3	4	5	12	-.083	0	0	0	1	1	0	0	1	0	0	4.0
Oct. 25	NC State	W, 3-0		3	14	7	28	.250	0	0	0	2	3	0	0	0	0	0	14.0
Oct. 30	at Virginia Tech	W, 3-0		3	9	3	20	.300	0	0	0	0	0	1	0	1	0	0	10.0
Nov. 1	at Virginia	L, 2-3		5	6	6	21	.000	0	0	0	2	1	1	1	2	0	0	7.5



**#21 Ali Becker • Middle Blocker • 6-1 • Sophomore • Katy, Texas • Cinco Ranch HS****Awards: 2009** – Hampton Inn & Suites Northern Colorado All-Tournament Team

	<u>2009 Match Highs</u>	<u>Career Match Highs</u>
Attempts:	33, vs. Clemson (10/2)	Same
Kills:	14, at Notre Dame (9/19)	Same
Hitting:	.500, twice	.500, three times
Digs:	5, twice	Same
Aces:	2, at Maryland (10/18)	Same
Blocks:	10, at Wake Forest (10/8)	Same

DATE	OPPONENT	RESULT	MS	SP	K	E	TA	PCT	A	SA	SE	RE	DIG	BS	BA	TOT	BE	BHE	PTS
Aug. 28	Florida Gulf Coast	W, 3-0	*	3	6	2	10	.400	0	0	1	0	1	0	0	0	0	0	6.0
Aug. 29	Prairie View A&M	W, 3-0	*	3	3	0	3	1.000	0	0	1	0	0	1	0	1	0	0	4.0
Aug. 29	USF	L, 1-3	*	4	5	1	12	.333	0	0	0	0	2	0	8	8	2	0	9.0
Sept. 4	vs. Eastern Michigan	W, 3-0	*	3	12	1	22	.500	0	0	2	0	0	0	3	3	0	0	13.5
Sept. 5	vs. North Dakota State	W, 3-2	*	5	11	3	29	.276	1	0	1	0	2	1	2	3	0	0	13.0
Sept. 5	at Northern Colorado	W, 3-0	*	3	6	2	15	.267	0	0	0	0	0	0	6	6	0	0	9.0
Sept. 10	at FIU	L, 0-3	*	3	4	1	9	.333	0	0	0	0	1	0	2	2	0	0	5.0
Sept. 11	Middle Tennessee State	W, 3-1	*	4	8	2	19	.316	1	0	1	1	5	0	5	5	0	0	10.5
Sept. 12	Albany (N.Y.)	W, 3-0	*	3	8	1	19	.368	0	0	1	0	1	0	4	4	1	0	10.0
Sept. 18	at #19 Florida State	L, 0-3	*	3	5	5	13	.000	0	0	1	0	0	1	2	3	0	0	7.0
Sept. 19	vs. Notre Dame	L, 2-3	*	5	14	3	26	.423	0	0	0	0	0	0	4	4	0	0	16.0
Sept. 25	Virginia	W, 3-1	*	4	8	2	20	.300	0	0	3	0	2	1	2	3	0	0	10.0
Sept. 27	Virginia Tech	L, 2-3	*	5	13	6	27	.259	0	0	0	0	4	0	6	6	0	0	16.0
Oct. 2	Clemson	L, 2-3	*	5	10	5	33	.152	0	0	1	0	0	1	3	4	0	0	12.5
Oct. 4	Georgia Tech	W, 3-2	*	5	5	4	12	.083	1	0	2	0	0	1	2	3	0	0	7.0
Oct. 8	at Wake Forest	W, 3-1	*	4	12	1	28	.393	0	1	0	0	5	0	10	10	0	0	18.0
Oct. 9	at Duke	L, 0-3	*	3	2	2	15	.000	0	0	0	0	2	0	0	0	0	0	2.0
Oct. 16	at Boston College	W, 3-1	*	4	1	3	9	-.222	0	1	0	0	3	0	0	0	0	0	2.0
Oct. 18	at Maryland	W, 3-0	*	3	7	3	15	.267	0	2	2	0	2	0	3	3	0	0	10.5
Oct. 23	North Carolina	L, 0-3	*	3	7	1	12	.500	0	0	0	0	3	1	1	2	2	0	8.5
Oct. 25	NC State	W, 3-0	*	3	8	3	19	.263	0	0	1	0	3	0	1	1	1	0	8.5
Oct. 30	at Virginia Tech	W, 3-0	*	3	9	2	22	.318	1	2	1	0	3	1	2	2	0	0	13.0
Nov. 1	at Virginia	L, 2-3	*	5	12	2	25	.400	1	0	2	0	2	0	5	5	0	0	14.5



#23 Nrithya Sundararaman • Right Side/Setter • 5-10 • Freshman • Naperville, Ill. • Naperville HS

	<u>2009 Match Highs</u>	<u>Career Match Highs</u>
Assists:	58, vs. Clemson (10/2)	Same
Attempts:	14, vs. North Dakota State (9/5)	Same
Kills:	8, twice	Same
Hitting:	.778, vs. Middle Tennessee State (9/11)	Same
Digs:	16, at Virginia (11/1)	Same
Aces:	2, at Virginia (11/1)	Same
Blocks:	6, at Wake Forest (10/8)	Same

DATE	OPONENT	RESULT	MS	SP	K	E	TA	PCT	A	SA	SE	RE	DIG	BS	BA	TOT	BE	BHE	PTS
Aug. 28	Florida Gulf Coast	W, 3-0	*	3	2	0	8	.250	34	0	2	0	2	0	2	2	0	2	3.0
Aug. 29	Prairie View A&M	W, 3-0	*	3	5	1	6	.667	19	1	1	0	1	0	2	2	0	0	7.0
Aug. 29	USF	L, 1-3	*	4	2	2	8	.000	39	1	2	0	10	0	1	1	0	0	3.5
Sept. 4	vs. Eastern Michigan	W, 3-0		3	8	1	13	.538	0	0	0	0	0	0	0	0	0	1	8.0
Sept. 5	vs. North Dakota State	W, 3-2		5	8	3	14	.357	2	0	0	0	1	0	1	1	0	0	8.5
Sept. 5	at Northern Colorado	W, 3-0		3	5	2	12	.250	2	0	0	0	0	0	4	4	0	0	7.0
Sept. 10	at FIU	L, 0-3		3	1	1	9	.000	3	0	0	0	0	0	1	1	0	0	1.5
Sept. 11	Middle Tennessee State	W, 3-1		4	7	0	9	.778	0	0	0	0	1	0	4	4	0	0	9.0
Sept. 12	Albany (N.Y.)	W, 3-0		3	5	2	12	.250	2	0	0	0	0	0	1	1	0	0	5.5
Sept. 18	at #19 Florida State	L, 0-3		3	1	3	4	-.500	0	0	0	0	0	0	1	1	0	0	1.5
Sept. 19	vs. Notre Dame	L, 2-3		5	2	1	10	.100	1	0	0	0	1	0	1	1	0	1	2.5
Sept. 25	Virginia	W, 3-1	*	4	2	0	7	.286	49	1	2	0	14	1	0	1	2	0	4.0
Sept. 27	Virginia Tech	L, 2-3	*	5	3	2	8	.125	44	0	0	0	11	0	2	2	0	0	4.0
Oct. 2	Clemson	L, 2-3	*	5	2	0	7	.286	58	1	1	0	7	0	1	1	1	2	3.5
Oct. 4	Georgia Tech	W, 3-2	*	5	2	2	12	.000	54	0	0	0	9	1	4	5	0	1	5.0
Oct. 8	at Wake Forest	W, 3-1	*	4	1	1	4	.000	53	0	0	0	5	0	6	6	0	0	4.0
Oct. 9	at Duke	L, 0-3	*	3	3	1	9	.222	29	0	0	0	5	0	3	3	1	0	4.5
Oct. 16	at Boston College	W, 3-1	*	4	3	2	8	.125	49	0	1	0	4	1	2	2	2	1	5.0
Oct. 18	at Maryland	W, 3-0	*	3	1	1	2	.000	36	0	1	0	5	0	0	0	0	0	1.0
Oct. 23	North Carolina	L, 0-3	*	3	4	0	8	.500	27	0	0	0	10	0	1	1	1	1	4.5
Oct. 25	NC State	W, 3-0	*	3	3	1	8	.250	42	0	1	0	5	0	0	0	0	0	3.0
Oct. 30	at Virginia Tech	W, 3-0	*	3	3	0	5	.600	34	0	1	0	4	0	2	2	0	2	4.0
Nov. 1	at Virginia	L, 2-3	*	5	4	0	12	.333	47	2	0	0	16	0	1	1	0	0	6.5

**#32 Lici McGee • Middle Blocker • 6-3 • Junior • Warr Acres, Okla. • Putnam City HS****Awards: 2009 – Hurricane Invitational All-Tournament Team; Miami/FIU Invitational All-Tournament Team****2009 Match Highs**

Assists: 1, three times  
 Attempts: 33, at Virginia Tech (11/1)  
 Kills: 14, at Wake Forest (10/8)  
 Hitting: .700, at Maryland (10/18)  
 Digs: 3, vs. Virginia Tech (9/27)  
 Blocks: 9, vs. North Dakota State (9/5)

**Career Match Highs**

2, vs. UL-Monroe (8/30/08)  
 Same  
 14, twice  
 .778, vs. UT-Pan American (8/30/08)  
 3, four times  
 11, vs. Florida State (9/19/08)

DATE	OPPONENT	RESULT	MS	SP	K	E	TA	PCT	A	SA	SE	RE	DIG	BS	BA	TOT	BE	BHE	PTS
Aug. 28	Florida Gulf Coast	W, 3-0	*	3	10	3	19	.368	0	0	0	0	1	1	4	5	1	0	13.0
Aug. 29	Prairie View A&M	W, 3-0	*	3	8	1	14	.500	0	0	0	0	0	0	4	4	1	0	10.0
Aug. 29	USF	L, 1-3	*	4	9	6	21	.143	0	0	0	0	1	0	2	2	1	0	10.0
Sept. 4	vs. Eastern Michigan	W, 3-0	*	3	5	0	13	.385	0	0	0	0	1	0	0	0	0	0	5.0
Sept. 5	vs. North Dakota State	W, 3-2	*	5	9	5	23	.174	0	0	0	0	1	2	7	9	0	0	14.5
Sept. 5	at Northern Colorado	W, 3-0	*	3	9	3	18	.333	1	0	0	0	0	0	2	2	0	0	10.0
Sept. 10	at FIU	L, 0-3	*	3	7	3	15	.267	0	0	0	0	2	0	4	4	1	0	9.0
Sept. 11	Middle Tennessee State	W, 3-1	*	4	9	3	20	.300	0	0	0	0	0	1	3	4	0	0	11.5
Sept. 12	Albany (N.Y.)	W, 3-0	*	3	7	3	18	.222	0	0	0	0	1	2	5	7	1	0	11.5
Sept. 18	at #19 Florida State	L, 0-3	*	3	5	2	10	.300	0	0	0	0	1	1	1	2	0	0	6.5
Sept. 19	vs. Notre Dame	L, 2-3	*	5	3	4	15	-.067	0	0	0	0	0	0	3	3	1	1	4.5
Sept. 25	Virginia	W, 3-1	*	4	11	3	21	.381	1	0	0	0	1	2	1	3	2	0	13.5
Sept. 27	Virginia Tech	L, 2-3	*	5	6	5	27	.037	0	0	0	0	3	3	4	7	3	0	11.0
Oct. 2	Clemson	L, 2-3	*	2	0	1	4	-.250	0	0	0	0	0	0	0	0	0	0	0.0
Oct. 4	Georgia Tech	W, 3-2	*	5	12	6	25	.240	0	0	0	0	0	1	5	6	0	0	15.5
Oct. 8	at Wake Forest	W, 3-1	*	4	14	3	26	.423	0	0	0	0	2	0	2	2	4	0	15.0
Oct. 9	at Duke	L, 0-3	*	3	6	2	17	.235	0	0	0	0	1	0	4	4	2	0	8.0
Oct. 16	at Boston College	W, 3-1		3	2	1	8	.125	0	0	0	0	0	1	3	4	0	0	4.5
Oct. 18	at Maryland	W, 3-0		3	8	1	10	.700	1	0	0	0	1	0	1	1	0	0	8.5
Oct. 23	North Carolina	L, 0-3	*	3	6	4	17	.118	1	0	0	0	0	2	1	3	2	0	8.5
Oct. 25	NC State	W, 3-0	*	3	13	1	21	.571	0	0	0	0	1	0	2	2	0	0	14.0
Oct. 30	at Virginia Tech	W, 3-0	*	3	6	2	10	.400	1	0	0	0	2	0	4	4	0	0	8.0
Nov. 1	at Virginia	L, 2-3	*	5	13	4	33	.273	0	0	0	0	2	1	2	3	1	0	15.0

**#36 Cassie Loessberg • Libero/Defensive Specialist • 5-7 • Senior • Sacramento, Calif. • St. Francis HS****Awards: 2009** – Hampton Inn & Suites Northern Colorado All-Tournament Team**2009 Match Highs**

Hitting: .500, vs. Virginia (9/25)  
 Kills: 1, vs. Virginia (9/25)  
 Attempts: 3, at Virginia Tech (11/1)  
 Aces: 2, three times  
 Digs: 39, vs. North Dakota State (9/5)  
 Assists: 6, vs. USF (8/29)  
 Blocks: N/A

**Career Match Highs**

.364, vs. Virginia (11/11/06)  
 10 vs. Virginia (11/11/06)  
 22 vs. Virginia (11/11/06)  
 6, vs. North Carolina (10/18/08)  
 49 vs. UT-Arlington (8/25/07)  
 6, three times  
 2, twice

DATE	OPPONENT	RESULT	MS	SP	K	E	TA	PCT	A	SA	SE	RE	DIG	BS	BA	TOT	BE	BHE	PTS
Aug. 28	Florida Gulf Coast	W, 3-0	*	3	0	0	1	.000	2	1	1	1	22	0	0	0	0	0	1.0
Aug. 29	Prairie View A&M	W, 3-0	*	3	0	0	0	.000	1	1	1	2	2	0	0	0	0	0	1.0
Aug. 29	USF	L, 1-3	*	4	0	0	0	.000	6	1	1	2	16	0	0	0	0	0	1.0
Sept. 4	vs. Eastern Michigan	W, 3-0	*	3	0	0	0	.000	0	0	0	1	30	0	0	0	0	0	0.0
Sept. 5	vs. North Dakota State	W, 3-2	*	5	0	1	2	-.500	4	0	1	0	39	0	0	0	0	0	0.0
Sept. 5	at Northern Colorado	W, 3-0	*	3	0	0	0	.000	0	0	0	1	17	0	0	0	0	0	0.0
Sept. 10	at FIU	L, 0-3	*	3	0	0	0	.000	0	0	1	0	12	0	0	0	0	0	0.0
Sept. 11	Middle Tennessee State	W, 3-1	*	4	0	0	0	.000	4	1	0	1	32	0	0	0	0	0	1.0
Sept. 12	Albany (N.Y.)	W, 3-0	*	3	0	0	0	.000	3	1	1	0	17	0	0	0	0	0	1.0
Sept. 18	at #19 Florida State	L, 0-3	*	3	0	1	1	-1.000	2	0	1	0	9	0	0	0	0	0	0.0
Sept. 19	vs. Notre Dame	L, 2-3	*	5	0	0	1	.000	6	2	1	3	20	0	0	0	0	0	2.0
Sept. 25	Virginia	W, 3-1	*	4	1	0	2	.500	2	0	0	2	27	0	0	0	0	0	1.0
Sept. 27	Virginia Tech	L, 2-3	*	5	0	0	1	.000	1	0	1	1	13	0	0	0	0	0	0.0
Oct. 2	Clemson	L, 2-3	*	5	0	0	1	.000	2	2	1	1	28	0	0	0	0	0	2.0
Oct. 4	Georgia Tech	W, 3-2	*	5	0	0	1	.000	2	0	1	0	32	0	0	0	0	0	0.0
Oct. 8	at Wake Forest	W, 3-1	*	4	0	0	0	.000	2	1	1	0	22	0	0	0	0	0	1.0
Oct. 9	at Duke	L, 0-3	*	3	0	0	2	.000	2	0	0	1	15	0	0	0	0	0	0.0
Oct. 16	at Boston College	W, 3-1	*	4	0	0	1	.000	2	1	0	3	11	0	0	0	0	0	1.0
Oct. 18	at Maryland	W, 3-0	*	3	0	0	0	.000	2	2	0	2	13	0	0	0	0	0	2.0
Oct. 23	North Carolina	L, 0-3	*	3	0	0	0	.000	3	0	0	1	8	0	0	0	0	0	0.0
Oct. 25	NC State	W, 3-0	*	3	0	0	0	.000	1	0	0	1	15	0	0	0	0	0	0.0
Oct. 30	at Virginia	W, 3-0	*	3	0	0	0	.000	3	0	0	1	10	0	0	0	0	0	0.0
Nov. 1	at Virginia Tech	L, 2-3	*	5	0	0	3	.000	3	1	1	0	23	0	0	0	0	0	1.0

# Last Four Miami Box Scores...



## Volleyball Box Score 2009 University of Miami Volleyball North Carolina vs Miami (Oct 23, 2009 at Coral Gables, Fla.)



#	North Carolina	S	Attack				Pct	Ast	Serve			RE	Dig	Block			BHE	Pts
			K	E	TA	TA			SA	SE	RE			BS	BA	BE		
1	Megan Owens	3	6	3	21	.143	1	0	1	0	15	0	1	0	0	0	6.5	
3	Cora Harms	3	1	0	3	.333	40	0	1	0	12	0	0	0	0	2	1.0	
6	Branagan Fuller	3	16	3	39	.333	1	1	2	0	5	0	0	0	0	17.0		
8	Courtney Johnston	3	10	1	17	.529	0	1	0	0	0	2	1	0	0	12.0		
10	Heather Brooks	3	7	2	20	.250	2	0	2	0	0	0	3	2	0	8.5		
20	I.Hanson-Tuntland	3	11	1	19	.526	0	0	0	0	0	4	0	1	0	15.0		
2	Erica Behm	2	0	0	0	.000	0	0	1	0	1	0	0	0	0	0.0		
4	Kaylie Gibson	3	0	0	0	.000	1	0	1	1	10	0	0	0	0	0.0		
9	Cayla Shortley	2	0	0	0	.000	0	1	0	0	1	0	0	0	0	1.0		
18	Aleksandra Georgieva	3	0	0	0	.000	0	2	1	1	1	0	0	0	0	2.0		
Totals		3	51	10	119	.345	45	5	9	2	45	4	6	4	2	63.0		

### Team Attack By Set

Set	K	E	TA	Pct	Sideout	Pct
1	17	5	36	.333	14-22	63%
2	19	4	53	.283	16-26	61%
3	15	1	30	.467	11-14	78%

TOTAL TEAM BLOCKS: 7.0

SET SCORES	1	2	3	Team Records:
North Carolina (3)	25	27	25	11-9, 7-2 ACC
Miami (0)	22	25	14	12-8, 5-5 ACC

#	Miami	S	Attack				Pct	Ast	Serve			RE	Dig	Block			BHE	Pts
			K	E	TA	TA			SA	SE	RE			BS	BA	BE		
2	Lane Carico	3	16	3	39	.333	0	0	0	0	12	0	1	1	0	16.5		
4	Ariell Cooke	3	0	2	6	.333	2	0	0	0	2	0	0	2	0	0.0		
6	Maria Andersson	3	1	1	7	.000	1	1	2	1	9	0	0	0	0	2.0		
21	Ali Becker	3	7	1	12	.500	0	0	0	0	3	1	1	2	0	8.5		
23	Nirithya Sundararaman	3	4	0	8	.500	27	0	0	0	10	0	1	1	1	4.5		
32	Lici McGee	3	6	4	17	.118	1	0	0	0	2	1	2	0	0	8.5		
5	Jenna Berkley	1	0	0	0	.000	0	0	0	0	0	0	0	0	0	0.0		
12	Lizzie Hale	3	0	2	2	.000	2	1	0	1	5	0	0	0	0	1.0		
17	Christine Williamson	3	4	5	12	.083	0	0	0	1	1	0	0	1	0	4.0		
36	Cassie Loessberg	3	0	0	0	.000	3	0	0	1	8	0	0	0	0	0.0		
Team																		
Totals		3	38	18	103	.194	36	2	2	5	50	3	4	9	1	45.0		

### Team Attack By Set

Set	K	E	TA	Pct	Sideout	Pct
1	15	7	33	.242	14-25	56%
2	16	5	44	.250	15-26	57%
3	7	6	26	.038	11-25	43%

TOTAL TEAM BLOCKS: 5.0

Site: Coral Gables, Fla. (James Knight Complex)  
Date: Oct 23, 2009 Attend: 393 Time: 1:26  
Referees: Michael Gale, Dave Greenlee  
\*Dig Pink\* match supporting breast cancer research  
Next UM Match: vs. NC State (Oct. 25) - 1:30 p.m.

SET SCORES	1	2	3	Total
Tie scores	12	13	0	25
Lead changes	4	4	0	8



## Volleyball Box Score 2009 University of Miami Volleyball NC State vs Miami (Oct 25, 2009 at Coral Gables, Fla.)



#	NC State	S	Attack				Pct	Ast	Serve			RE	Dig	Block			BHE	Pts
			K	E	TA	TA			SA	SE	RE			BS	BA	BE		
1	Alex Smith	3	4	3	13	.077	20	1	0	0	13	0	1	0	1	5.5		
5	Keri DeMar	3	8	5	26	.115	0	0	1	7	0	1	0	0	0	8.5		
11	Margaret Salata	3	6	2	17	.235	0	0	1	0	2	1	2	0	0	8.0		
13	Kelly Wood	3	3	3	15	.000	5	3	1	0	14	0	0	0	0	6.0		
16	Lisa Kretchman	3	5	0	9	.556	0	0	0	0	0	1	0	0	0	5.5		
24	Taylor Pritchard	3	0	0	1	.000	3	0	1	1	3	0	0	0	0	0.0		
6	Sarah Griggs	2	1	1	2	.000	0	0	1	0	0	0	0	0	0	1.0		
7	Lindsay Benac	3	0	0	4	.000	0	0	1	0	6	0	0	0	0	0.0		
22	Isis Gardner	3	3	3	16	.000	0	0	0	0	2	1	1	0	0	4.5		
23	Jana Angel	2	0	1	7	.143	0	0	0	0	0	0	0	0	0	0.0		
Totals		3	30	18	110	.109	28	4	4	2	47	2	6	3	1	39.0		

### Team Attack By Set

Set	K	E	TA	Pct	Sideout	Pct
1	9	7	38	.053	12-24	50%
2	10	5	30	.167	12-25	47%
3	11	6	42	.119	13-25	51%

TOTAL TEAM BLOCKS: 5.0

SET SCORES	1	2	3	Team Records:
NC State (0)	18	16	20	7-18, 0-10 ACC
Miami (3)	25	25	25	13-8, 6-5 ACC

#	Miami	S	Attack				Pct	Ast	Serve			RE	Dig	Block			BHE	Pts
			K	E	TA	TA			SA	SE	RE			BS	BA	BE		
2	Lane Carico	3	10	3	29	.241	1	1	0	0	13	0	1	1	0	11.5		
4	Ariell Cooke	3	2	3	8	.125	1	0	0	0	2	0	2	0	0	3.0		
6	Maria Andersson	3	0	0	4	.000	1	1	0	0	4	0	0	0	0	1.0		
21	Ali Becker	3	8	3	19	.263	0	0	1	0	3	0	1	1	0	8.5		
23	Nirithya Sundararaman	3	3	1	8	.250	42	0	1	0	5	0	0	0	0	3.0		
32	Lici McGee	3	13	1	21	.571	0	0	0	0	1	0	2	0	0	14.0		
12	Lizzie Hale	3	0	0	0	.000	1	0	0	0	12	0	0	0	0	0.0		
17	Christine Williamson	3	14	7	28	.250	0	0	2	3	0	0	0	0	0	14.0		
36	Cassie Loessberg	3	0	0	0	.000	1	0	0	1	15	0	0	0	0	0.0		
Team																		
Totals		3	50	18	117	.274	47	2	2	4	58	0	6	2	0	55.0		

### Team Attack By Set

Set	K	E	TA	Pct	Sideout	Pct
1	15	7	41	.195	13-19	68%
2	17	5	31	.387	12-16	75%
3	18	6	45	.267	14-21	66%

TOTAL TEAM BLOCKS: 3.0

Site: Coral Gables, Fla. (James Knight Complex)  
Date: Oct 25, 2009 Attend: 147 Time: 1:18  
Referees: Dave Greenlee, Michael Gale

SET SCORES	1	2	3	Total
Tie scores	3	6	6	15
Lead changes	2	1	5	8



## Volleyball Box Score 2009 University of Miami Volleyball Miami vs Virginia Tech (Oct 30, 2009 at Blacksburg, Va.)



#	Miami	S	Attack				Pct	Ast	Serve			RE	Dig	Block			BHE	Pts
			K	E	TA	TA			SA	SE	RE			BS	BA	BE		
2	Lane Carico	3	12	1	27	.407	1	0	2	0	5	0	0	0	1	12.0		
4	Ariell Cooke	3	5	0	7	.714	1	0	0	0	2	0	4	0	0	7.0		
6	Maria Andersson	3	1	1	4	.000	2	0	0	0	5	0	0	0	0	1.0		
21	Ali Becker	3	9	2	22	.318	1	2	1	0	3	1	2	0	0	13.0		
23	Nirithya Sundararaman	3	3	0	5	.600	34	0	1	0	4	0	2	0	2	4.0		
32	Lici McGee	3	6	2	10	.400	1	0	0	0	2	0	4	0	0	8.0		
12	Lizzie Hale	3	0	0	0	.000	1	0	1	0	5	0	0	0	0	0.0		
17	Christine Williamson	3	9	3	20	.300	0	0	0	0	0	1	0	0	0	10.0		
36	Cassie Loessberg	3	0	0	0	.000	3	0	0	1	10	0	0	0	0	0.0		
Totals		3	45	9	95	.379	44	2	5	1	36	2	12	0	3	55.0		

### Team Attack By Set

Set	K	E	TA	Pct	Sideout	Pct
1	15	4	29	.379	13-18	72%
2	16	2	30	.467	14-20	69%
3	14	3	36	.306	14-19	73%

TOTAL TEAM BLOCKS: 8.0

SET SCORES	1	2	3	Team Records:
Miami (3)	25	25	25	14-8, 7-5
Virginia Tech (0)	17	20	18	16-7, 6-6

#	Virginia Tech	S	Attack				Pct	Ast	Serve			RE	Dig	Block			BHE	Pts
			K	E	TA	TA			SA	SE	RE			BS	BA	BE		
3	BETSY HOROWITZ	2	3	1	8	.250	0											



**2009 University of Miami Volleyball  
Miami Overall Team Statistics (as of Nov 01, 2009)  
All matches**



Overall record: 14-9 Conf: 7-6 Home: 7-4 Away: 5-4 Neutral: 2-1

<b>Team Statistics</b>	<b>UM</b>	<b>OPP</b>
<b>ATTACK</b>		
Kills	1159	1119
Errors	429	484
Total Attacks	3054	3206
Attack Pct	.239	.198
Kills/Set	13.5	13.0
<b>SET</b>		
Assists	1073	1022
Attempts	3008	3153
Assist Pct	.357	.324
Assists/Set	12.5	11.9
<b>SERVE</b>		
Aces	91	92
Errors	135	173
Attempts	1962	1836
Serve Pct	.931	.906
Aces/Set	1.1	1.1
<b>SERVE RECEPTIONS</b>		
Errors	92	91
Errors/Set	1.1	1.1
Attempts	1661	1824
Reception Pct	.945	.950
<b>DEFENSE</b>		
Digs	1370	1285
Digs/Set	15.9	14.9
<b>BLOCKING</b>		
Block Solo	54	60
Block Assist	289	203
Total Blocks	198.5	161.5
Blocks/Set	2.3	1.9
Block Errors	65	52
Ball handling errors	18	25
<b>ATTENDANCE</b>		
Total	4781	4456
Dates/Avg Per Date	11/435	9/495
Neutral site #/Avg	3/101	
Current win streak	0	-
Home win streak	1	-

<b>Match wins by #sets</b>	<b>1st</b>	<b>2nd</b>	<b>3rd</b>	<b>4th</b>	<b>5th</b>	<b>Total</b>
Miami	0	0	8	4	2	14
Opponents	0	0	4	1	4	9

<b>Sets won by set</b>	<b>1st</b>	<b>2nd</b>	<b>3rd</b>	<b>4th</b>	<b>5th</b>	<b>Total</b>
Miami	15	14	15	5	2	51
Opponents	8	9	8	6	4	35

<b>Points by set</b>	<b>1st</b>	<b>2nd</b>	<b>3rd</b>	<b>4th</b>	<b>5th</b>	<b>Total</b>
Miami	550	542	539	259	77	1967
Opponents	501	500	502	242	75	1820



**2009 University of Miami Volleyball**  
**Miami Overall Individual Statistics (as of Nov 01, 2009)**  
**All matches**



Overall record: 14-9 Conf: 7-6 Home: 7-4 Away: 5-4 Neutral: 2-1

##	Player	sp	mp-ms	Attack					Set				Serve				
				k	k/s	e	ta	pct	a	a/s	ta	pct	sa	sa/s	se	ta	pct
2	Lane Carico	86	23-23	382	4.44	124	982	.263	20	0.23	109	.183	13	0.15	33	305	.892
4	Ariell Cooke	56	19-8	45	0.80	20	130	.192	14	0.25	41	.341	0	0.00	1	13	.923
5	Jenna Berkley	7	4-0	0	0.00	1	6	-.167	0	0.00	0	.000	0	0.00	0	0	.000
6	Maria Andersson	86	23-23	41	0.48	20	172	.122	18	0.21	104	.173	28	0.33	30	353	.915
9	Katie Gallagher	29	8-8	28	0.97	3	70	.357	299	10.31	698	.428	3	0.10	8	100	.920
11	Genny Mayhew	43	12-11	103	2.40	46	327	.174	13	0.30	54	.241	5	0.12	1	163	.994
12	Lizzie Hale	75	21-2	7	0.09	4	29	.103	13	0.17	51	.255	15	0.20	12	286	.958
16	Griffin Udelson	17	8-0	0	0.00	0	0	.000	1	0.06	2	.500	1	0.06	3	38	.921
17	Christine Williamson	66	20-4	121	1.83	62	308	.192	8	0.12	28	.286	0	0.00	3	9	.667
21	Ali Becker	86	23-23	176	2.05	55	414	.292	5	0.06	23	.217	6	0.07	19	165	.885
23	Nrithya Sundararaman	86	23-15	77	0.90	26	195	.262	624	7.26	1651	.378	6	0.07	12	173	.931
32	Lici McGee	82	23-21	178	2.17	66	405	.277	5	0.06	21	.238	0	0.00	0	0	.000
36	Cassie Loessberg	86	23-0	1	0.01	2	16	-.062	53	0.62	225	.236	14	0.16	13	357	.964
	MIAMI	86	23-23	1159	13.48	429	3054	.239	1073	12.48	3008	.357	91	1.06	135	1962	.931
	Opponents	86	23-23	1119	13.01	484	3206	.198	1022	11.88	3153	.324	92	1.07	173	1836	.906

##	Player	sp	Recept			Dig		Blocking					Points		
			re	ta	pct	dig	dig/s	bs	ba	total	blk/s	be	bhe	pts	pts/s
2	Lane Carico	86	17	403	.958	292	3.40	7	25	32	0.37	14	1	414.5	4.82
4	Ariell Cooke	56	0	5	1.000	25	0.45	6	19	25	0.45	5	2	60.5	1.08
5	Jenna Berkley	7	1	1	.000	0	0.00	0	1	1	0.14	0	0	0.5	0.07
6	Maria Andersson	86	11	324	.966	160	1.86	2	8	10	0.12	1	0	75.0	0.87
9	Katie Gallagher	29	0	0	.000	57	1.97	0	22	22	0.76	3	2	42.0	1.45
11	Genny Mayhew	43	9	208	.957	88	2.05	4	16	20	0.47	2	1	120.0	2.79
12	Lizzie Hale	75	10	166	.940	114	1.52	0	4	4	0.05	0	0	24.0	0.32
16	Griffin Udelson	17	0	0	.000	2	0.12	0	0	0	0.00	0	0	1.0	0.06
17	Christine Williamson	66	7	45	.844	26	0.39	7	19	26	0.39	7	0	137.5	2.08
21	Ali Becker	86	1	2	.500	41	0.48	8	71	79	0.92	6	0	225.5	2.62
23	Nrithya Sundararaman	86	0	2	1.000	111	1.29	3	40	43	0.50	7	11	106.0	1.23
32	Lici McGee	82	0	13	1.000	21	0.26	17	64	81	0.99	20	1	227.0	2.77
36	Cassie Loessberg	86	24	478	.950	433	5.03	0	0	0	0.00	0	0	15.0	0.17
-	TEAM	-	12	-	-	-	-	-	-	-	-	-	-	-	-
	MIAMI.....	86	92	1661	.945	1370	15.93	54	289	198.5	2.31	65	18	1448.5	16.84
	Opponents.....	86	91	1824	.950	1285	14.94	60	203	161.5	1.88	52	25	1372.5	15.96



**2009 University of Miami Volleyball**  
**Miami Combined Team Statistics (as of Nov 01, 2009)**  
**All matches**



RECORD:	OVERALL	HOME	AWAY	NEUTRAL
ALL GAMES	14-9	7-4	5-4	2-1
CONFERENCE	7-6	3-3	4-3	0-0
NON-CONFERENCE	7-3	4-1	1-1	2-1

#	Player	sp	Attack				Set		Serve			Dig			Blocking					points		
			k	k/s	e	ta	pct	a	a/s	sa	se	sa/s	re	dig	dig/s	bs	ba	total	blk/s		be	bhe
2	Lane Carico	86	382	4.44	124	982	.263	20	0.23	13	33	0.15	17	292	3.40	7	25	32	0.37	14	1	414.5
4	Ariell Cooke	56	45	0.80	20	130	.192	14	0.25	0	1	0.00	0	25	0.45	6	19	25	0.45	5	2	60.5
5	Jenna Berkley	7	0	0.00	1	6	-.167	0	0.00	0	0	0.00	1	0	0.00	0	1	1	0.14	0	0	0.5
6	Maria Andersson	86	41	0.48	20	172	.122	18	0.21	28	30	0.33	11	160	1.86	2	8	10	0.12	1	0	75.0
9	Katie Gallagher	29	28	0.97	3	70	.357	299	10.31	3	8	0.10	0	57	1.97	0	22	22	0.76	3	2	42.0
11	Genny Mayhew	43	103	2.40	46	327	.174	13	0.30	5	1	0.12	9	88	2.05	4	16	20	0.47	2	1	120.0
12	Lizzie Hale	75	7	0.09	4	29	.103	13	0.17	15	12	0.20	10	114	1.52	0	4	4	0.05	0	0	24.0
16	Griffin Udelson	17	0	0.00	0	0	.000	1	0.06	1	3	0.06	0	2	0.12	0	0	0	0.00	0	0	1.0
17	Christine Williamson	66	121	1.83	62	308	.192	8	0.12	0	3	0.00	7	26	0.39	7	19	26	0.39	7	0	137.5
21	Ali Becker	86	176	2.05	55	414	.292	5	0.06	6	19	0.07	1	41	0.48	8	71	79	0.92	6	0	225.5
23	Nrithya Sundararaman	86	77	0.90	26	195	.262	624	7.26	6	12	0.07	0	111	1.29	3	40	43	0.50	7	11	106.0
32	Lici McGee	82	178	2.17	66	405	.277	5	0.06	0	0	0.00	0	21	0.26	17	64	81	0.99	20	1	227.0
36	Cassie Loessberg	86	1	0.01	2	16	-.062	53	0.62	14	13	0.16	24	433	5.03	0	0	0	0.00	0	0	15.0
	TEAM	-	-	-	-	-	-	-	-	-	-	-	12	-	-	-	-	-	-	-	-	-
	MIAMI	86	1159	13.48	429	3054	.239	1073	12.48	91	135	1.06	92	1370	15.93	54	289	198.5	2.31	65	18	1448.5
	Opponents	86	1119	13.01	484	3206	.198	1022	11.88	92	173	1.07	91	1285	14.94	60	203	161.5	1.88	52	25	1372.5

Team Statistics	UM	OPP
ATTACK		
Kills	1159	1119
Errors	429	484
Total Attacks	3054	3206
Attack Pct	.239	.198
Kills/Set	13.5	13.0
SET		
Assists	1073	1022
Attempts	3008	3153
Assist Pct	.357	.324
Assists/Set	12.5	11.9
SERVE		
Aces	91	92
Errors	135	173
Attempts	1962	1836
Serve Pct	.931	.906
Aces/Set	1.1	1.1
SERVE RECEPTIONS		
Errors	92	91
Errors/Set	1.1	1.1
Attempts	1661	1824
Reception Pct	.945	.950
DEFENSE		
Digs	1370	1285
Digs/Set	15.9	14.9
BLOCKING		
Block Solo	54	60
Block Assist	289	203
Total Blocks	198.5	161.5
Blocks/Set	2.3	1.9
Block Errors	65	52
Ball handling errors	18	25
ATTENDANCE		
Total	4781	4456
Dates/Avg Per Date	11/435	9/495
Neutral site #/Avg	3/101	-
Current win streak	0	-
Home win streak	1	-

Date	Opponent	Score	Score by set	Att.
!Aug 28	FLORIDA GULF COAST	W	3-0 25-20,25-17,25-17	471
!Aug 29	PRAIRIE VIEW A&M	W	3-0 25-8,25-17,25-16	329
!Aug 29	USF	L	1-3 18-25,24-26,25-18,22-25	504
\$Sep 04	vs Eastern Michigan	W	3-0 25-19,25-21,25-21	102
\$Sep 05	vs North Dakota State	W	3-2 25-18,22-25,20-25,25-10,15-6	116
\$Sep 05	at Northern Colorado	W	3-0 25-23,26-24,26-24	408
%Sep 10	at FIU	L	0-3 24-26,24-26,17-25	857
%Sep 11	MIDDLE TENNESSEE ST.	W	3-1 23-25,26-24,25-17,25-19	521
%Sep 12	ALBANY	W	3-0 25-22,25-21,25-20	419
*Sep 18	at #19 Florida State	L	0-3 20-25,15-25,17-25	1112
Sep 19	vs Notre Dame	L	2-3 25-17,25-23,21-25,15-25,13-15	86
*Sep 25	VIRGINIA	W	3-1 25-22,18-25,25-21,25-21	571
*Sep 27	VIRGINIA TECH	L	2-3 29-27,21-25,25-22,27-29,11-15	304
*Oct 02	CLEMSON	L	2-3 25-23,25-22,21-25,22-25,13-15	831
*Oct 04	GEORGIA TECH	W	3-2 25-22,24-26,31-29,25-27,15-9	291
*Oct 08	at Wake Forest	W	3-1 25-20,25-15,24-26,25-18	253
*Oct 09	at Duke	L	0-3 22-25,17-25,23-25	329
*Oct 16	at Boston College	W	3-1 24-26,25-12,25-18,25-18	142
*Oct 18	at Maryland	W	3-0 25-23,25-15,25-18	297
*Oct 23	NORTH CAROLINA	L	0-3 22-25,25-27,14-25	393
*Oct 25	NC STATE	W	3-0 25-18,25-16,25-20	147
*Oct 30	at Virginia Tech	W	3-0 25-17,25-20,25-18	796
*Nov 01	at Virginia	L	2-3 18-25,25-23,25-22,23-25,10-15	262

\* = Atlantic Coast Conference match  
 ! = Hurricane Invitational (Coral Gables, Fla.)  
 \$ = Hampton Inn & Suites Tournament (Greeley, Colo.)  
 % = Miami/FIU Invitational (Coral Gables, Fla.)

Record in 3-set matches: 8-4  
 Record in 4-set matches: 4-1  
 Record in 5-set matches: 2-4





**2009 University of Miami Volleyball**  
**Miami Team Match-by-Match (as of Nov 01, 2009)**  
**All matches**



Date	Opponent	sp	attack				set			serve				recept			dig	blocking				bhe	points	score
			k	e	ta	pct	a	ta	pct	sa	se	ta	pct	re	ta	pct		bs	ba	be	total			
Aug 28, 2009	FLORIDA GULF COAST	3	44	14	108	.278	38	108	.352	4	6	74	.919	2	51	.961	58	2	8	1	6.0	2	54.0	3-0
Aug 29, 2009	PRAIRIE VIEW A&M	3	30	6	57	.421	23	51	.451	12	6	75	.920	4	33	.879	17	2	10	2	7.0	0	49.0	3-0
Aug 29, 2009	USF	4	52	26	130	.200	47	128	.367	3	4	91	.956	5	87	.943	44	2	20	5	12.0	1	67.0	1-3
Sep 04, 2009	vs Eastern Michigan	3	52	13	118	.331	48	120	.400	1	9	74	.878	2	64	.969	55	1	6	0	4.0	1	57.0	3-0
Sep 05, 2009	vs North Dakota State	5	67	27	186	.215	62	193	.321	4	8	108	.926	1	78	.987	113	4	18	0	13.0	0	84.0	3-2
Sep 05, 2009	at Northern Colorado	3	42	20	109	.202	35	105	.333	1	9	76	.882	3	70	.957	39	1	16	0	9.0	0	52.0	3-0
Sep 10, 2009	at FIU	3	34	13	102	.206	32	91	.352	2	2	66	.970	3	67	.955	48	1	12	2	7.0	0	43.0	0-3
Sep 11, 2009	MIDDLE TENNESSEE ST.	4	56	17	133	.293	54	124	.435	5	11	98	.888	5	70	.929	57	3	19	1	12.5	1	73.5	3-1
Sep 12, 2009	ALBANY	3	44	12	125	.256	43	109	.394	3	6	73	.918	3	62	.952	52	2	18	6	11.0	1	58.0	3-0
Sep 18, 2009	at Florida State	3	28	24	91	.044	28	101	.277	1	5	53	.906	3	68	.956	37	3	6	1	6.0	0	35.0	0-3
Sep 19, 2009	vs Notre Dame	5	57	21	144	.250	54	152	.355	5	3	99	.970	11	93	.882	74	1	14	3	8.0	2	70.0	2-3
Sep 25, 2009	VIRGINIA	4	61	19	148	.284	59	149	.396	5	9	92	.902	5	84	.940	74	5	6	7	8.0	0	74.0	3-1
Sep 27, 2009	VIRGINIA TECH	5	54	28	170	.153	50	169	.296	5	6	113	.947	3	99	.970	66	5	21	6	15.5	1	74.5	2-3
Oct 02, 2009	CLEMSON	5	69	30	189	.206	64	188	.340	7	10	107	.907	2	101	.980	78	4	8	2	8.0	2	84.0	2-3
Oct 04, 2009	GEORGIA TECH	5	68	32	186	.194	63	186	.339	3	8	120	.933	2	98	.980	75	5	14	3	12.0	1	83.0	3-2
Oct 08, 2009	at Wake Forest	4	65	12	158	.335	57	154	.370	2	4	98	.959	1	78	.987	75	3	24	7	15.0	0	82.0	3-1
Oct 09, 2009	at Duke	3	36	15	135	.156	33	128	.258	2	1	64	.984	5	65	.923	54	0	9	3	4.5	0	42.5	0-3
Oct 16, 2009	at Boston College	4	58	13	146	.308	56	140	.400	8	6	98	.939	7	70	.900	65	3	16	2	11.0	1	77.0	3-1
Oct 18, 2009	at Maryland	3	44	15	105	.276	40	108	.370	8	4	73	.945	6	54	.889	48	0	8	0	4.0	0	56.0	3-0
Oct 23, 2009	NORTH CAROLINA	3	38	18	103	.194	36	104	.346	2	2	62	.968	5	67	.925	50	3	4	9	5.0	1	45.0	0-3
Oct 25, 2009	NC STATE	3	50	18	117	.274	47	110	.427	2	2	74	.973	4	52	.923	58	0	6	2	3.0	0	55.0	3-0
Oct 30, 2009	at Virginia Tech	3	45	9	95	.379	44	99	.444	2	5	73	.932	1	48	.979	36	2	12	0	8.0	3	55.0	3-0
Nov 01, 2009	at Virginia	5	65	27	199	.191	60	191	.314	4	9	101	.911	9	102	.912	97	2	14	3	9.0	1	78.0	2-3
		86	1159	429	3054	.239	1073	3008	.357	91	135	1962	.931	92	1661	.945	1370	54	289	65	198.5	18	1448.5	
Opponents		86	1119	484	3206	.198	1022	3153	.324	92	173	1836	.906	91	1824	.950	1285	60	203	52	161.5	25	1372.5	

Sets played: 86

Kills per set: 13.48

Assists per set: 12.48

Service aces per set: 1.06

Digs per set: 15.93

Blocks per set: 2.31

Points per set: 16.84

Ball handling errors per set: 0.21

Reception errors per set: 1.07



**2009 University of Miami Volleyball  
Miami Opponent Match-by-Match (as of Nov 01, 2009)  
All matches**



OPPONENT STATS

Date	Opponent	sp	attack				set			serve				recept			dig	blocking				bhe	points	score
			k	e	ta	pct	a	ta	pct	sa	se	ta	pct	re	ta	pct		bs	ba	be	total			
Aug 28, 2009	FLORIDA GULF COAST	3	29	19	113	.088	27	111	.243	2	4	55	.927	4	68	.941	44	2	6	1	5.0	2	36.0	3-0
Aug 29, 2009	PRAIRIE VIEW A&M	3	24	21	66	.045	23	72	.319	4	9	42	.786	12	68	.824	20	1	4	0	3.0	2	31.0	3-0
Aug 29, 2009	USF	4	58	25	140	.236	52	137	.380	5	6	94	.936	3	87	.966	45	4	17	4	12.5	2	75.5	1-3
Sep 04, 2009	vs Eastern Michigan	3	35	17	113	.159	33	113	.292	2	2	66	.970	1	64	.984	46	0	4	0	2.0	2	39.0	3-0
Sep 05, 2009	vs North Dakota State	5	44	26	191	.094	41	192	.214	1	5	83	.940	4	100	.960	82	1	8	0	5.0	0	50.0	3-2
Sep 05, 2009	at Northern Colorado	3	37	25	116	.103	35	122	.287	3	3	74	.959	1	67	.985	40	1	10	0	6.0	0	46.0	3-0
Sep 10, 2009	at FIU	3	58	18	132	.303	53	113	.469	3	9	76	.882	2	64	.969	50	1	8	0	5.0	0	66.0	0-3
Sep 11, 2009	MIDDLE TENNESSEE ST.	4	51	18	138	.239	47	133	.353	5	16	86	.814	5	87	.943	50	0	8	0	4.0	2	60.0	3-1
Sep 12, 2009	ALBANY	3	40	23	122	.139	39	113	.345	3	4	66	.939	3	67	.955	62	1	6	1	4.0	1	47.0	3-0
Sep 18, 2009	at Florida State	3	40	17	106	.217	32	99	.323	3	6	74	.919	1	47	.979	34	3	20	1	13.0	0	56.0	0-3
Sep 19, 2009	vs Notre Dame	5	67	22	174	.259	59	169	.349	11	12	105	.886	5	96	.948	59	4	15	1	11.5	0	89.5	2-3
Sep 25, 2009	VIRGINIA	4	56	20	160	.225	48	152	.316	5	6	90	.933	5	83	.940	64	2	13	4	8.5	0	69.5	3-1
Sep 27, 2009	VIRGINIA TECH	5	78	31	190	.247	70	187	.374	3	19	118	.839	5	107	.953	72	8	4	7	10.0	4	91.0	2-3
Oct 02, 2009	CLEMSON	5	64	20	169	.260	61	163	.374	2	8	109	.927	7	97	.928	80	3	20	5	13.0	1	79.0	2-3
Oct 04, 2009	GEORGIA TECH	5	69	32	190	.195	69	188	.367	2	15	113	.867	3	112	.973	71	5	8	6	9.0	1	80.0	3-2
Oct 08, 2009	at Wake Forest	4	60	28	174	.184	51	169	.302	1	2	80	.975	2	94	.979	69	2	0	4	2.0	1	63.0	3-1
Oct 09, 2009	at Duke	3	53	16	140	.264	50	141	.355	5	8	73	.890	2	63	.968	72	3	4	1	5.0	0	63.0	0-3
Oct 16, 2009	at Boston College	4	46	27	149	.128	42	143	.294	7	5	75	.933	8	92	.913	63	4	8	3	8.0	0	61.0	3-1
Oct 18, 2009	at Maryland	3	30	13	102	.167	22	112	.196	6	4	58	.931	8	69	.884	38	3	10	3	8.0	2	44.0	3-0
Oct 23, 2009	NORTH CAROLINA	3	51	10	119	.345	45	116	.388	5	9	76	.882	2	60	.967	45	4	6	4	7.0	2	63.0	0-3
Oct 25, 2009	NC STATE	3	30	18	110	.109	28	111	.252	4	4	56	.929	2	72	.972	47	2	6	3	5.0	1	39.0	3-0
Oct 30, 2009	at Virginia Tech	3	36	17	95	.200	36	98	.367	1	9	57	.842	2	68	.971	34	3	2	1	4.0	1	41.0	3-0
Nov 01, 2009	at Virginia	5	63	21	197	.213	59	199	.296	9	8	110	.927	4	92	.957	98	3	16	3	11.0	1	83.0	2-3
		86	1119	484	3206	.198	1022	3153	.324	92	173	1836	.906	91	1824	.950	1285	60	203	52	161.5	25	1372.5	
Miami		86	1159	429	3054	.239	1073	3008	.357	91	135	1962	.931	92	1661	.945	1370	54	289	65	198.5	18	1448.5	

Sets played: 86

Kills per set: 13.01

Assists per set: 11.88

Service aces per set: 1.07

Digs per set: 14.94

Blocks per set: 1.88

Points per set: 15.96

Ball handling errors per set: 0.29

Reception errors per set: 1.06



**2009 University of Miami Volleyball  
Miami Match Highs (as of Nov 01, 2009)  
All matches**



**INDIVIDUAL MATCH HIGHS**

**ATTACK PERCENT (K-E-TA) minimum 12 kills**

.571 (13- 1-21)	Lici McGee vs NC State (Oct 25, 2009)
.500 (12- 1-22)	Ali Becker vs Eastern Michigan (Sep 04, 2009 in Greeley, Colo.)
.423 (14- 3-26)	Lici McGee at Wake Forest (Oct 08, 2009)
.423 (25- 3-52)	Lane Carico at Boston College (Oct 16, 2009)
.423 (14- 3-26)	Ali Becker vs Notre Dame (Sep 19, 2009 in Tallahassee, Fla.)
.407 (12- 1-27)	Lane Carico at Virginia Tech (Oct 30, 2009)
.400 (12- 2-25)	Ali Becker at Virginia (Nov 01, 2009)
.393 (12- 1-28)	Ali Becker at Wake Forest (Oct 08, 2009)
.367 (12- 1-30)	Christine Williamson at Boston College (Oct 16, 2009)
.357 (22- 2-56)	Lane Carico at Wake Forest (Oct 08, 2009)

**KILLS (K-E-TA)**

36 (36-11-83) 5s	Lane Carico vs Clemson (Oct 02, 2009)
30 (30- 8-72) 5s	Lane Carico vs Georgia Tech (Oct 04, 2009)
25 (25- 3-52) 4s	Lane Carico at Boston College (Oct 16, 2009)
22 (22- 7-45) 4s	Lane Carico vs USF (Aug 29, 2009)
22 (22- 2-56) 4s	Lane Carico at Wake Forest (Oct 08, 2009)
21 (21-10-62) 5s	Lane Carico at Virginia (Nov 01, 2009)
21 (21- 7-56) 4s	Lane Carico vs Virginia (Sep 25, 2009)
19 (19-10-51) 5s	Lane Carico vs North Dakota State (Sep 05, 2009 in Greeley, Colo.)
18 (18- 7-56) 5s	Lane Carico vs Virginia Tech (Sep 27, 2009)
18 (18- 6-40) 3s	Lane Carico at Maryland (Oct 18, 2009)

**KILLS 3-SETS (K-E-TA)**

18 (18- 6-40)	Lane Carico at Maryland (Oct 18, 2009)
16 (16- 3-39)	Lane Carico vs North Carolina (Oct 23, 2009)
16 (16- 7-40)	Lane Carico vs Eastern Michigan (Sep 04, 2009 in Greeley, Colo.)
15 (15- 4-48)	Lane Carico at Duke (Oct 09, 2009)
14 (14- 7-28)	Christine Williamson vs NC State (Oct 25, 2009)

**KILLS 4-SETS (K-E-TA)**

25 (25- 3-52)	Lane Carico at Boston College (Oct 16, 2009)
22 (22- 7-45)	Lane Carico vs USF (Aug 29, 2009)
22 (22- 2-56)	Lane Carico at Wake Forest (Oct 08, 2009)
21 (21- 7-56)	Lane Carico vs Virginia (Sep 25, 2009)
14 (14- 3-26)	Lici McGee at Wake Forest (Oct 08, 2009)

**KILLS 5-SETS (K-E-TA)**

36 (36-11-83)	Lane Carico vs Clemson (Oct 02, 2009)
30 (30- 8-72)	Lane Carico vs Georgia Tech (Oct 04, 2009)
21 (21-10-62)	Lane Carico at Virginia (Nov 01, 2009)
19 (19-10-51)	Lane Carico vs North Dakota State (Sep 05, 2009 in Greeley, Colo.)
18 (18- 7-56)	Lane Carico vs Virginia Tech (Sep 27, 2009)

**TOTAL ATTEMPTS (K-E-TA)**

83 (36-11-83) 5s	Lane Carico vs Clemson (Oct 02, 2009)
72 (30- 8-72) 5s	Lane Carico vs Georgia Tech (Oct 04, 2009)
62 (21-10-62) 5s	Lane Carico at Virginia (Nov 01, 2009)
56 (21- 7-56) 4s	Lane Carico vs Virginia (Sep 25, 2009)
56 (18- 7-56) 5s	Lane Carico vs Virginia Tech (Sep 27, 2009)
56 (22- 2-56) 4s	Lane Carico at Wake Forest (Oct 08, 2009)
52 (25- 3-52) 4s	Lane Carico at Boston College (Oct 16, 2009)
51 (19-10-51) 5s	Lane Carico vs North Dakota State (Sep 05, 2009 in Greeley, Colo.)
48 (15- 4-48) 3s	Lane Carico at Duke (Oct 09, 2009)
45 (22- 7-45) 4s	Lane Carico vs USF (Aug 29, 2009)

**TOTAL ATTEMPTS 3-SETS (K-E-TA)**

48 (15- 4-48)	Lane Carico at Duke (Oct 09, 2009)
40 (16- 7-40)	Lane Carico vs Eastern Michigan (Sep 04, 2009 in Greeley, Colo.)
40 (18- 6-40)	Lane Carico at Maryland (Oct 18, 2009)
39 (16- 3-39)	Lane Carico vs North Carolina (Oct 23, 2009)
34 (10- 4-34)	Lane Carico vs Albany (Sep 12, 2009)

**TOTAL ATTEMPTS 4-SETS (K-E-TA)**

56 (21- 7-56)	Lane Carico vs Virginia (Sep 25, 2009)
56 (22- 2-56)	Lane Carico at Wake Forest (Oct 08, 2009)
52 (25- 3-52)	Lane Carico at Boston College (Oct 16, 2009)
45 (22- 7-45)	Lane Carico vs USF (Aug 29, 2009)
41 (13- 4-41)	Genny Mayhew vs Middle Tennessee St. (Sep 11, 2009)

**TOTAL ATTEMPTS 5-SETS (K-E-TA)**

83 (36-11-83)	Lane Carico vs Clemson (Oct 02, 2009)
72 (30- 8-72)	Lane Carico vs Georgia Tech (Oct 04, 2009)
62 (21-10-62)	Lane Carico at Virginia (Nov 01, 2009)
56 (18- 7-56)	Lane Carico vs Virginia Tech (Sep 27, 2009)
51 (19-10-51)	Lane Carico vs North Dakota State (Sep 05, 2009 in Greeley, Colo.)



**2009 University of Miami Volleyball  
Miami Match Highs (as of Nov 01, 2009)  
All matches**



**POINTS**

37.5 (36- 1- 0.5) 5s	Lane Carico vs Clemson (Oct 02, 2009)
30.5 (30- 0- 0.5) 5s	Lane Carico vs Georgia Tech (Oct 04, 2009)
26.0 (25- 0- 1.0) 4s	Lane Carico at Boston College (Oct 16, 2009)
23.0 (19- 2- 2.0) 5s	Lane Carico vs North Dakota State (Sep 05, 2009 in Greeley, Colo.)
23.0 (22- 0- 1.0) 4s	Lane Carico vs USF (Aug 29, 2009)

**POINTS 3-SETS**

18.5 (16- 1- 1.5)	Lane Carico vs Eastern Michigan (Sep 04, 2009 in Greeley, Colo.)
18.5 (18- 0- 0.5)	Lane Carico at Maryland (Oct 18, 2009)
16.5 (16- 0- 0.5)	Lane Carico vs North Carolina (Oct 23, 2009)
15.5 (15- 0- 0.5)	Lane Carico at Duke (Oct 09, 2009)
14.0 (13- 0- 1.0)	Lici McGee vs NC State (Oct 25, 2009)

**POINTS 4-SETS**

26.0 (25- 0- 1.0)	Lane Carico at Boston College (Oct 16, 2009)
23.0 (22- 0- 1.0)	Lane Carico vs USF (Aug 29, 2009)
22.5 (22- 0- 0.5)	Lane Carico at Wake Forest (Oct 08, 2009)
22.5 (21- 0- 1.5)	Lane Carico vs Virginia (Sep 25, 2009)
18.5 (14- 0- 4.5)	Christine Williamson at Wake Forest (Oct 08, 2009)

**POINTS 5-SETS**

37.5 (36- 1- 0.5)	Lane Carico vs Clemson (Oct 02, 2009)
30.5 (30- 0- 0.5)	Lane Carico vs Georgia Tech (Oct 04, 2009)
23.0 (19- 2- 2.0)	Lane Carico vs North Dakota State (Sep 05, 2009 in Greeley, Colo.)
22.0 (21- 0- 1.0)	Lane Carico at Virginia (Nov 01, 2009)
20.0 (18- 1- 1.0)	Lane Carico vs Virginia Tech (Sep 27, 2009)



**2009 University of Miami Volleyball  
Miami Match Highs (as of Nov 01, 2009)  
All matches**



**ASSISTS**

58 (5s)	Nrithya Sundararaman vs Clemson (Oct 02, 2009)
54 (5s)	Nrithya Sundararaman vs Georgia Tech (Oct 04, 2009)
53 (4s)	Nrithya Sundararaman at Wake Forest (Oct 08, 2009)
50 (5s)	Katie Gallagher vs North Dakota State (Sep 05, 2009 in Greeley, Colo.)
49 (4s)	Nrithya Sundararaman vs Virginia (Sep 25, 2009)

**ASSISTS 3-SETS**

44	Katie Gallagher vs Eastern Michigan (Sep 04, 2009 in Greeley, Colo.)
42	Nrithya Sundararaman vs NC State (Oct 25, 2009)
36	Nrithya Sundararaman at Maryland (Oct 18, 2009)
35	Katie Gallagher vs Albany (Sep 12, 2009)
34	Nrithya Sundararaman vs Florida Gulf Coast (Aug 28, 2009)

**ASSISTS 4-SETS**

53	Nrithya Sundararaman at Wake Forest (Oct 08, 2009)
49	Nrithya Sundararaman vs Virginia (Sep 25, 2009)
49	Nrithya Sundararaman at Boston College (Oct 16, 2009)
47	Katie Gallagher vs Middle Tennessee St. (Sep 11, 2009)
39	Nrithya Sundararaman vs USF (Aug 29, 2009)

**ASSISTS 5-SETS**

58	Nrithya Sundararaman vs Clemson (Oct 02, 2009)
54	Nrithya Sundararaman vs Georgia Tech (Oct 04, 2009)
50	Katie Gallagher vs North Dakota State (Sep 05, 2009 in Greeley, Colo.)
47	Nrithya Sundararaman at Virginia (Nov 01, 2009)
44	Nrithya Sundararaman vs Virginia Tech (Sep 27, 2009)

**DIGS**

39 (5s)	Cassie Loessberg vs North Dakota State (Sep 05, 2009 in Greeley, Colo.)
32 (4s)	Cassie Loessberg vs Middle Tennessee St. (Sep 11, 2009)
32 (5s)	Cassie Loessberg vs Georgia Tech (Oct 04, 2009)
30 (3s)	Cassie Loessberg vs Eastern Michigan (Sep 04, 2009 in Greeley, Colo.)
28 (5s)	Cassie Loessberg vs Clemson (Oct 02, 2009)

**DIGS 3-SETS**

30	Cassie Loessberg vs Eastern Michigan (Sep 04, 2009 in Greeley, Colo.)
22	Cassie Loessberg vs Florida Gulf Coast (Aug 28, 2009)
17	Cassie Loessberg at Northern Colorado (Sep 05, 2009)
17	Cassie Loessberg vs Albany (Sep 12, 2009)
15	Cassie Loessberg vs NC State (Oct 25, 2009)

**DIGS 4-SETS**

32	Cassie Loessberg vs Middle Tennessee St. (Sep 11, 2009)
27	Cassie Loessberg vs Virginia (Sep 25, 2009)
22	Cassie Loessberg at Wake Forest (Oct 08, 2009)
22	Lane Carico at Wake Forest (Oct 08, 2009)
18	Lizzie Hale at Boston College (Oct 16, 2009)

**DIGS 5-SETS**

39	Cassie Loessberg vs North Dakota State (Sep 05, 2009 in Greeley, Colo.)
32	Cassie Loessberg vs Georgia Tech (Oct 04, 2009)
28	Cassie Loessberg vs Clemson (Oct 02, 2009)
23	Cassie Loessberg at Virginia (Nov 01, 2009)
23	Lane Carico at Virginia (Nov 01, 2009)

**ACES**

7	Maria Andersson vs Prairie View A&M (Aug 29, 2009)
3	Maria Andersson at Boston College (Oct 16, 2009)
3	Maria Andersson vs Virginia (Sep 25, 2009)
3	Maria Andersson vs Clemson (Oct 02, 2009)
3	Lizzie Hale at Maryland (Oct 18, 2009)

**BLOCKS (BS-BA)**

10 ( 0-10)	Ali Becker at Wake Forest (Oct 08, 2009)
9 ( 2- 7)	Lici McGee vs North Dakota State (Sep 05, 2009 in Greeley, Colo.)
8 ( 0- 8)	Ali Becker vs USF (Aug 29, 2009)
7 ( 3- 4)	Lici McGee vs Virginia Tech (Sep 27, 2009)
7 ( 2- 5)	Lici McGee vs Albany (Sep 12, 2009)
7 ( 2- 5)	Christine Williamson at Wake Forest (Oct 08, 2009)
6 ( 1- 5)	Ariell Cooke at Boston College (Oct 16, 2009)
6 ( 1- 5)	Lici McGee vs Georgia Tech (Oct 04, 2009)
6 ( 1- 5)	Genny Mayhew vs USF (Aug 29, 2009)
6 ( 0- 6)	Ali Becker vs Virginia Tech (Sep 27, 2009)



**2009 University of Miami Volleyball  
Miami Match Highs (as of Nov 01, 2009)  
All matches**



**TEAM MATCH HIGHS**

**ATTACK PERCENT (K-E-TA)**

.421 (30- 6- 57)	vs Prairie View A&M (Aug 29, 2009)
.379 (45- 9- 95)	at Virginia Tech (Oct 30, 2009)
.335 (65-12-158)	at Wake Forest (Oct 08, 2009)
.331 (52-13-118)	vs Eastern Michigan (Sep 04, 2009 in Greeley, Colo.)
.308 (58-13-146)	at Boston College (Oct 16, 2009)
.293 (56-17-133)	vs Middle Tennessee St. (Sep 11, 2009)
.284 (61-19-148)	vs Virginia (Sep 25, 2009)
.278 (44-14-108)	vs Florida Gulf Coast (Aug 28, 2009)
.276 (44-15-105)	at Maryland (Oct 18, 2009)
.274 (50-18-117)	vs NC State (Oct 25, 2009)

**KILLS (K-E-TA)**

69 (69-30-189) 5s	vs Clemson (Oct 02, 2009)
68 (68-32-186) 5s	vs Georgia Tech (Oct 04, 2009)
67 (67-27-186) 5s	vs North Dakota State (Sep 05, 2009 in Greeley, Colo.)
65 (65-12-158) 4s	at Wake Forest (Oct 08, 2009)
65 (65-27-199) 5s	at Virginia (Nov 01, 2009)
61 (61-19-148) 4s	vs Virginia (Sep 25, 2009)
58 (58-13-146) 4s	at Boston College (Oct 16, 2009)
57 (57-21-144) 5s	vs Notre Dame (Sep 19, 2009 in Tallahassee, Fla.)
56 (56-17-133) 4s	vs Middle Tennessee St. (Sep 11, 2009)
54 (54-28-170) 5s	vs Virginia Tech (Sep 27, 2009)

**KILLS 3-SETS (K-E-TA)**

52 (52-13-118)	vs Eastern Michigan (Sep 04, 2009 in Greeley, Colo.)
50 (50-18-117)	vs NC State (Oct 25, 2009)
45 (45- 9- 95)	at Virginia Tech (Oct 30, 2009)
44 (44-12-125)	vs Albany (Sep 12, 2009)
44 (44-14-108)	vs Florida Gulf Coast (Aug 28, 2009)

**KILLS 4-SETS (K-E-TA)**

65 (65-12-158)	at Wake Forest (Oct 08, 2009)
61 (61-19-148)	vs Virginia (Sep 25, 2009)
58 (58-13-146)	at Boston College (Oct 16, 2009)
56 (56-17-133)	vs Middle Tennessee St. (Sep 11, 2009)
52 (52-26-130)	vs USF (Aug 29, 2009)

**KILLS 5-SETS (K-E-TA)**

69 (69-30-189)	vs Clemson (Oct 02, 2009)
68 (68-32-186)	vs Georgia Tech (Oct 04, 2009)
67 (67-27-186)	vs North Dakota State (Sep 05, 2009 in Greeley, Colo.)
65 (65-27-199)	at Virginia (Nov 01, 2009)
57 (57-21-144)	vs Notre Dame (Sep 19, 2009 in Tallahassee, Fla.)

**TOTAL ATTEMPTS (K-E-TA)**

199 (65-27-199) 5s	at Virginia (Nov 01, 2009)
189 (69-30-189) 5s	vs Clemson (Oct 02, 2009)
186 (68-32-186) 5s	vs Georgia Tech (Oct 04, 2009)
186 (67-27-186) 5s	vs North Dakota State (Sep 05, 2009 in Greeley, Colo.)
170 (54-28-170) 5s	vs Virginia Tech (Sep 27, 2009)
158 (65-12-158) 4s	at Wake Forest (Oct 08, 2009)
148 (61-19-148) 4s	vs Virginia (Sep 25, 2009)
146 (58-13-146) 4s	at Boston College (Oct 16, 2009)
144 (57-21-144) 5s	vs Notre Dame (Sep 19, 2009 in Tallahassee, Fla.)
135 (36-15-135) 3s	at Duke (Oct 09, 2009)

**TOTAL ATTEMPTS 3-SETS (K-E-TA)**

135 (36-15-135)	at Duke (Oct 09, 2009)
125 (44-12-125)	vs Albany (Sep 12, 2009)
118 (52-13-118)	vs Eastern Michigan (Sep 04, 2009 in Greeley, Colo.)
117 (50-18-117)	vs NC State (Oct 25, 2009)
109 (42-20-109)	at Northern Colorado (Sep 05, 2009)

**TOTAL ATTEMPTS 4-SETS (K-E-TA)**

158 (65-12-158)	at Wake Forest (Oct 08, 2009)
148 (61-19-148)	vs Virginia (Sep 25, 2009)
146 (58-13-146)	at Boston College (Oct 16, 2009)
133 (56-17-133)	vs Middle Tennessee St. (Sep 11, 2009)
130 (52-26-130)	vs USF (Aug 29, 2009)

**TOTAL ATTEMPTS 5-SETS (K-E-TA)**

199 (65-27-199)	at Virginia (Nov 01, 2009)
189 (69-30-189)	vs Clemson (Oct 02, 2009)
186 (67-27-186)	vs North Dakota State (Sep 05, 2009 in Greeley, Colo.)
186 (68-32-186)	vs Georgia Tech (Oct 04, 2009)
170 (54-28-170)	vs Virginia Tech (Sep 27, 2009)



2009 University of Miami Volleyball  
Miami Match Highs (as of Nov 01, 2009)  
All matches



**ASSISTS**

64 (5s) vs Clemson (Oct 02, 2009)  
63 (5s) vs Georgia Tech (Oct 04, 2009)  
62 (5s) vs North Dakota State (Sep 05, 2009 in Greeley, Colo.)  
60 (5s) at Virginia (Nov 01, 2009)  
59 (4s) vs Virginia (Sep 25, 2009)

**ASSISTS 3-SETS**

48 vs Eastern Michigan (Sep 04, 2009 in Greeley, Colo.)  
47 vs NC State (Oct 25, 2009)  
44 at Virginia Tech (Oct 30, 2009)  
43 vs Albany (Sep 12, 2009)  
40 at Maryland (Oct 18, 2009)

**ASSISTS 4-SETS**

59 vs Virginia (Sep 25, 2009)  
57 at Wake Forest (Oct 08, 2009)  
56 at Boston College (Oct 16, 2009)  
54 vs Middle Tennessee St. (Sep 11, 2009)  
47 vs USF (Aug 29, 2009)

**ASSISTS 5-SETS**

64 vs Clemson (Oct 02, 2009)  
63 vs Georgia Tech (Oct 04, 2009)  
62 vs North Dakota State (Sep 05, 2009 in Greeley, Colo.)  
60 at Virginia (Nov 01, 2009)  
54 vs Notre Dame (Sep 19, 2009 in Tallahassee, Fla.)

**DIGS**

113 (5s) vs North Dakota State (Sep 05, 2009 in Greeley, Colo.)  
97 (5s) at Virginia (Nov 01, 2009)  
78 (5s) vs Clemson (Oct 02, 2009)  
75 (4s) at Wake Forest (Oct 08, 2009)  
75 (5s) vs Georgia Tech (Oct 04, 2009)

**DIGS 3-SETS**

58 vs Florida Gulf Coast (Aug 28, 2009)  
58 vs NC State (Oct 25, 2009)  
55 vs Eastern Michigan (Sep 04, 2009 in Greeley, Colo.)  
54 at Duke (Oct 09, 2009)  
52 vs Albany (Sep 12, 2009)

**DIGS 4-SETS**

75 at Wake Forest (Oct 08, 2009)  
74 vs Virginia (Sep 25, 2009)  
65 at Boston College (Oct 16, 2009)  
57 vs Middle Tennessee St. (Sep 11, 2009)  
44 vs USF (Aug 29, 2009)

**DIGS 5-SETS**

113 vs North Dakota State (Sep 05, 2009 in Greeley, Colo.)  
97 at Virginia (Nov 01, 2009)  
78 vs Clemson (Oct 02, 2009)  
75 vs Georgia Tech (Oct 04, 2009)  
74 vs Notre Dame (Sep 19, 2009 in Tallahassee, Fla.)

**ACES**

12 vs Prairie View A&M (Aug 29, 2009)  
8 at Boston College (Oct 16, 2009)  
8 at Maryland (Oct 18, 2009)  
7 vs Clemson (Oct 02, 2009)  
5 vs Virginia Tech (Sep 27, 2009)

**BLOCKS**

15.5 vs Virginia Tech (Sep 27, 2009)  
15.0 at Wake Forest (Oct 08, 2009)  
13.0 vs North Dakota State (Sep 05, 2009 in Greeley, Colo.)  
12.5 vs Middle Tennessee St. (Sep 11, 2009)  
12.0 vs USF (Aug 29, 2009)  
12.0 vs Georgia Tech (Oct 04, 2009)  
11.0 at Boston College (Oct 16, 2009)  
11.0 vs Albany (Sep 12, 2009)  
9.0 at Virginia (Nov 01, 2009)  
9.0 at Northern Colorado (Sep 05, 2009)