



GEORGIA TECH BASKETBALL 2013-14

"They have a very good team with some injuries that they're suffering through and we're fortunate to get them in that situation. Marcus Georges-Hunt is a very good player. We recruited him. We know how good he is. We've played against Trae Golden before, and he continued to get to the lane and drive us."

Pitt coach Jamie Dixon after Tech's 81-74 loss on Jan. 14

Miami Visits McCamish Pavilion for Saturday Matinee

Closing out its three-game homestand with a Saturday matinee, Georgia Tech hosts defending Atlantic Coast Conference champion Miami with a 2 p.m. regionally-televised game at McCamish Pavilion.

The ACC's Regional Sports Network will provide regional coverage of the game. Radio coverage of the game will be provided by the Georgia Tech IMG Sports Network and can be heard in Atlanta on WYAY-FM (106.7). The Tech radio broadcast can be heard nationally on satellite radio (*Sirius ch. 108, XM ch. 192*).

Tech brings an 8-2 homecourt record into Saturday's game, following Tuesday night's 81-74 loss to No. 21 Pittsburgh, and is looking for its first home win against the Hurricanes since the 2010-11 season.

In its third season under head coach Brian Gregory, Tech has continued to improve offensively while maintaining its solid defense and excellent rebounding. The Yellow Jackets' 70.7 points per game average this season is their highest under Gregory by more than six points. Defensively, Tech ranks 85th nationally in scoring yield (67.7 ppg) and 44th in field goal percentage defense (40.7 pct.) while also outrebounding 14 of 16 opponents this season.

Miami (9-7, 1-3 ACC) comes to Atlanta on the heels of a 63-53 home loss to Florida State Wednesday night. The Hurricanes, who have also lost to Virginia Tech and Syracuse in conference play, have a 4-2 road record this season, including their only ACC win at North Carolina.

After Saturday, Tech will play four of its next five games on the road, beginning with a 9 p.m. game at Boston College Tuesday.

Fast Break Points

- Georgia Tech is looking for its first homecourt win against Miami since March 6, 2011, when the Yellow Jackets closed out a 55-year run in Alexander Memorial Coliseum with a 66-57 victory. Since then, the Hurricanes have beaten Tech twice at Philips Arena and once at McCamish Pavilion.

- Tech played Pittsburgh Tuesday night with just eight scholarship players, competing without four

Game 18

GEORGIA TECH YELLOW JACKETS (10-7, 1-3 ACC) vs.

MIAMI HURRICANES (9-7, 1-3 ACC)

When: Saturday • January 18, 2014 • 2 p.m. ET

Where: McCamish Pavilion (8,600), Atlanta, Ga.

Georgia Tech Breakdown: 8-2 home, 2-3 road, 0-2 neutral
 • RPI: #133 CBS / #112 Sagarin / #123 ESPN / #118 KenPom
 • Last game: lost to Pittsburgh, 81-74, on Jan. 14

Miami Breakdown: 4-4 home, 4-2 road, 1-1 neutral

• RPI: #97 CBS / #89 Sagarin / #94 ESPN / #72 KenPom

• Last game: lost to Florida State, 63-53, on Jan. 15

Georgia Tech Coach Brian Gregory (Oakland, 1990):

• 37-42 in third season at Tech

• 209-136 in 11th season overall

Miami Coach Jim Larranaga (Providence, 1971):

• 58-27 in his third season at Miami

• 528-361 in his 30th season overall

Series Information:

• Overall: Miami leads, 10-7

• Home games: tied 4-4

• Road games: Miami leads, 5-3

• Neutral Court games: Miami leads, 1-0

• In the ACC Tournament: Miami leads, 1-0

• Current streak: Tech won the last meeting

• Last meeting: Tech won, 71-69, on 3/6/2013 in Coral Gables

• Under Brian Gregory: 1-3

• Tech vs. Jim Larranaga: 1-3

Broadcast Information:

• Television: ACC RSN with Wes Durham (pbp) and Dan Bonner (analyst)

• Local Radio: Georgia Tech IMG Sports Network with Brandon Gaudin (pbp) and Randy Waters (analyst), flagship station 106.7FM in Atlanta

• Satellite Radio: Sirius ch. 108, XM ch. 192 (GT broadcast)

• Online: ESPN3

MEDIA INFORMATION

Official GT website Ramblinwreck.com

Twitter updates [@GTMBK](https://twitter.com/GTMBK), [@GTBrianGregory](https://twitter.com/GTBrianGregory)

Facebook [Facebook.com/gtmensbasketball](https://www.facebook.com/gtmensbasketball)

YouTube [YouTube.com/ramblinwrecktube](https://www.youtube.com/ramblinwrecktube)

Tickets online Ramblinwreck.com/tickets

Tickets by phone 888-TECH-TIX

Sports Information Office 404-894-5445

Primary SID contact Mike Stamus

E-mail mstamus@athletics.gatech.edu

Stamus' cell 404-218-9723

Assistant AD/Communications Dean Buchan

E-mail dbuchan@athletics.gatech.edu

Buchan's cell 404-295-8703

ROSTER AT-A-GLANCE (# INDICATES PROBABLE STARTERS)

1	Stacey Poole, Jr. G/F 6-4 ½ 199 Jr. Jacksonville, Fla. 4.3 1.1 > 9.7 minutes per game off the bench, 44% FG; career-high 11 pts vs. ETSU, 7 pts in 17 min vs. Pitt
2	Solomon Poole G 6-0 190 So. Jacksonville, Fla. 6.4 1.1 > Started 5 games; has 29/27 assist/turnover ratio; leads team in 3FG made and 3-pt. % (35.1)
3	Marcus Georges-Hunt# G/F 6-5 219 So. College Park, Ga. 12.0 4.2 > No. 2 scorer and No. 4 rebounder; 12.8 ppg and 41.9% FG in ACC games; 29 ast/13 to's last 9 games
4	Robert Carter, Jr. F 6-8 247 So. Thomasville, Ga. 10.3 9.3 > Out indefinitely with knee injury; was tied for ACC lead in rebound average, four double-doubles this season
5	Daniel Miller# C 6-11 ½ 275 r-Sr. Loganville, Ga. 10.5 7.9 > Started every game at Tech (110 games); Tech leader in FG% (60.7%); 10.8 ppg, 7.3 rpg in ACC games
10	Travis Jorgenson G 6-0 177 Fr. Columbia, Mo. 4.3 2.0 > Lost for the season with a knee injury sustained against Dayton, had played nearly 20 minutes per game off the bench
11	Chris Bolden# G 6-3 216 So. Tifton, Ga. 4.9 1.7 > Scored season-high 14 pts (4-of-8 on 3s) vs. Notre Dame
12	Quinton Stephens F 6-8 ½ 184 Fr. Atlanta, Ga. 3.9 2.4 > Played in 15 games, averaging 11.4 minutes, 20 in last 4 games; averaged 7.7 ppg, 3.7 rpg in ACC games
14	Jason Morris G/F 6-5 ½ 231 Sr. Augusta, Ga. 2.5 3.0 > Had surgery to repair stress fracture in left foot on Oct. 14, started 4 games before Pitt (concussion)
23	Trae Golden# G 6-2 205 Sr. Powder Springs, Ga. 13.6 2.7 > Tech leader in assists (3.5 pg) and scoring; 15.0 ppg vs. ACC, 21.0 ppg last 2 games, 16.8 ppg last 5 games
24	Kammoon Holsey# F 6-8 ½ 234 r-Sr. Sparta, Ga. 7.0 5.4 > Productive 6th man for Tech moved into lineup after Carter inj; 12.5 ppg last 2 games; hitting 51.1% FG, 75.8% FT
30	Corey Heyward G 6-1 221 Fr.-R Duluth, Ga. 0.6 0.7 > Missed 2012-13 season with knee injury; 14 min per game last 2 games, 4 assists, no turnovers
31	Aaron Peek G 6-4 188 Jr. Atlanta, Ga. 0.0 0.5 > Walk-on who joined team in fall 2012, played in 3 games this year
32	Brooks Doyle G 6-4 199 So. Atlanta, Ga. 1.7 0.7 > Non-scholarship sophomore from the Marist School, played in 4 games this year
41	Colin Gurry G 6-1 183 So. Canton, Conn. 0.0 0.0 > Second year in the program as a walk-on, member of Tech's "Iron Five" scout group
43	Ron Wamer G 6-2 190 So. Dacula, Ga. 0.0 0.0 > Second year in the program as a walk-on, member of Tech's "Iron Five" scout group

TECH NOTEBOOK

GEORGIA TECH 2013-14 RESULTS

N1	YOUNG HARRIS (exhibition)	W, 90-53
N8	PRESBYTERIAN	W, 88-57
N11	DELAWARE STATE	W, 68-50
N15	at Georgia	W, 80-71
N20	DAYTON	L, 72-82
N24	NORTH CAROLINA A&T*	W, 78-71
N26	MISSISSIPPI VALLEY STATE*	W, 76-59
N29	Mississippi*	L, 67-77
N30	St. John's*	L, 58-69
D3	ILLINOIS	W, 67-64
D7	EAST TENNESSEE STATE	W, 87-57
D16	KENNESAW STATE	W, 74-57
D21	at Vanderbilt	L, 63-76
D29	at Charlotte	W, 58-55
J4	at Maryland	L, 61-77
J7	at Duke (16/13)	L, 57-79
J11	NOTRE DAME (rv)	W, 74-69
J14	PITTSBURGH (22/21)	L, 74-81
J18	MIAMI	2 p.m.
J21	at Boston College	9 p.m.
J26	at NC State	1 p.m.
J29	NORTH CAROLINA (rv)	7 p.m.
F1	at Wake Forest	12 p.m.
F4	at Clemson	8 p.m.
F8	VIRGINIA (rv)	12 p.m.
F12	BOSTON COLLEGE	7 p.m.
F18	DUKE (23/20)	9 p.m.
F22	CLEMSON	12 p.m.
F26	at Notre Dame (rv)	7 p.m.
M2	at Florida State	6 p.m.
M4	at Syracuse (2/2)	7 p.m.
M8	VIRGINIA TECH	2 p.m.
M12-16	ACC Tournament, Greensboro, N.C.	

*Barclays Center Classic (Brooklyn, N.Y.)

TECH TEAM STATISTICS

Category	2013-14	ACC	*NCAA
Scoring offense	70.7	10	221
Scoring defense	67.7	7	85
Scoring margin	+3.0	13	143
Field goal pct.	.442	10	202
Field goal pct. def.	.407	9	44
3-pt FG pct.	.298	14	280
3-pt FG made	5.2	t11	276
3-pt FG pct. def.	.333	11	154
3-pt FG allowed	6.6	11	n/a
Free throw pct.	.690	9	200
FT made	14.0	12	261
Rebound average	38.0	6	66
O-Reb per game	11.6	8	n/a
Rebound margin	+4.1	8	44
Assists per game	14.4	5	84
Turnover margin	-1.7	13	288
Assist/TO ratio	1.14	8	117
Turnovers per game	12.6	t10	174
Blocks per game	4.7	8	79
Steals per game	5.9	9	224
Fouls per game	17.9	n/a	58

*NCAA rankings (345 teams ranked) as of 1/13

n/a = no ranking available

members of the team who had combined for 22 starts and were key parts of the rotation at the start of pre-season practice - forward Robert Carter, Jr., swingman Jason Morris, and guards Travis Jorgenson and Solomon Poole. (*More details below*)

- Marcus Georges-Hunt and Chris Bolden were the heroes of last year's Tech win over Miami, ranked No. 6 at the time, in Coral Gables. Bolden scored a career-high 21 points, and Georges-Hunt scored the game-winning basket, tipping in his own miss, as time expired. Tech rallied from 13 points down in the second half, it's biggest second-half rally to win a game under Brian Gregory.

- Tech has out-rebounded 14 of 16 opponents this season. Duke and Pittsburgh are the only teams to win the boards against the Yellow Jackets.

- Ten of the 15 ACC schools are ranked higher than Tech's current No. 133 (as of Friday), and six of those are in the top 68. Miami will be the 10th top-100 team Tech has faced.

Series vs. Miami

- Georgia Tech snapped a three-game losing streak in the series with a 71-69 victory over 6th-ranked Miami in Coral Gables on March 6 of last season, earning a split in the season series. The Hurricanes had won the first meeting of the season in Atlanta, 62-49 and maintains a 10-7 lead in the overall series.

- The March 6 victory was only the second win for Tech at the BankUnited Center and first since Feb. 26, 2005. It also was Tech's first win over a top-10 team on the road since the 2003-04 season.

- After winning the first two meetings with Miami after the Hurricanes became members of the ACC, Tech has dropped nine of the last 12. Miami won the only regular-season meeting between the two teams in 2011-12, as well as their ACC Tournament meeting, both games at Philips Arena.

- Miami was the opponent for Tech in its last game at Alexander Memorial Coliseum, a game the Yellow Jackets won 66-57 to close out the 2010-11 regular season. Tech won four of six games against the Hurricanes in the building.

- Eleven of the 17 meetings have been decided by 10 points or less.

- The last meeting between the two schools prior to Miami's joining the ACC occurred in December of 1997 as part of the Orange Bowl Classic doubleheader at Miami Arena, the Hurricanes' home court until the team moved into the on-campus Convocation Center last year. The Yellow Jackets, led that year by senior forward Matt Harpring, won that game, 69-61.

- Tech played Miami twice under former head coach Whack Hyder, losing the first-ever meeting in the series by 22 points in 1953, then taking a six-point homecourt victory in 1967. That was the only pre-ACC visit by the Hurricanes to Alexander Memorial Coliseum, and the 90-84 Tech win has been the highest scoring game in the brief series.

Merry-Go-Round

Georgia Tech began pre-season practice with 18 players on its roster and 12 available

TECH VS. MIAMI (7-10)

Home: 4-4, Away: 3-5, Neutral: 0-1

All Home Games: 4-4

At McCamish Pavilion: 0-1

At AMC: 4-2

At Philips Arena: 0-2

In Atlanta: 4-5

All Road Games: 3-5

At BankUnited Center: 2-4

As ACC members: 5-10

In the ACC Tournament: 0-1

All Neutral Games: 0-0

Under Whack Hyder: 1-1

Under Bobby Cremins: 1-0

Under Paul Hewitt: 4-6

Under Brian Gregory: 1-3

Vs. Jim Larranaga: 1-3

Longest Winning Streak: 4 games (1967-2005)

Longest Losing Streak: 4 games (2006-08)

Most Points Scored: 90 on 2-27-1967

Fewest Points Scored: 36 on 3-8-2012

Most Points Allowed: 90 on 12-3-2006

Fewest Points Allowed: 54 on 3-8-2012

Largest Margin of Victory: 12 on 1-6-2005

Largest Margin of Defeat: 22 on 1-3-1953

All-Time Series Results

1-3-53a	L	60- 82	
2-27-67h	W	90- 84	
12-27-97a1	W	69- 61	
1-6-059/10	h	W	80- 69
2-26-05a	W	76- 72	
2-4-06h	L	53- 70	
12-3-0621/23	a	L	82- 90
1-12-0825/v	a	L	68- 78
2-17-08h	L	63- 64	
3-4-09h	W	78- 68	
2-10-1020/20	a	L	62- 64
2-3-11a	L	57- 59	
3-6-11h	W	66- 57	
1-24-12h12	L	49- 64	
3-8-12n1	L	36- 54	
1-5-13h14	L	49- 62	
3-6-13a	W	71- 69	
a1-Orange Bowl Classic (Miami Arena); n1-ACC Tournament, Philips Arena, Atlanta, Ga.				

scholarship players (Robert Sampson is sitting out this season as a transfer) and a deep projected rotation. But a series of injuries has forced head coach Brian Gregory to play without at least one of his key players in every game.

- Tech played its game Tuesday night without four of those players - forwards Robert Carter, Jr. (knee), and Jason Morris (concussion), and guards Travis Jorgenson (knee) and Solomon Poole (migraine).

- Tech has been without sophomore forward Robert Carter, Jr., still No. 1 on the ACC rebounding chart, for its last four games after he sustained a tear of the meniscus in his left knee during the Yellow Jackets' game at Charlotte Dec. 29. Carter, Jr., underwent surgery Jan. 7 and it is not yet known whether he can return this season.

- This is the second significant injury Tech has sustained since the season began. Freshman guard Travis Jorgenson, who had averaged nearly 20 minutes a game off the bench and was becoming a key reserve as a point guard, was lost for the season with a torn ACL in the season's fourth game.

TECH NOTEBOOK

GEORGIA TECH QUICK FACTS

Official Name: Georgia Institute of Technology
Location: Atlanta, Ga.
Enrollment: 21,000
Founded: 1885
Colors: Old Gold and White
Nickname: Yellow Jackets, Ramblin' Wreck
Mascot: Buzz (Yellow Jacket)
Fight Songs: Ramblin' Wreck, White and Gold
Conference: Atlantic Coast (ACC)
Home Arena: McCamish Pavilion (capacity 8,600)
President: Dr. G.P. "Bud" Peterson
Director of Athletics: Mike Bobinski
Faculty Representative for Athletics: Dr. Sue Ann Bidstrup Allen
Head Coach: Brian Gregory (Oakland, 1990)
Record at Tech: 37-42 (3rd season)
Overall: 209-136 (11th season)
ACC Regular Season: 11-27
ACC Tournament: 0-2
NCAA Tournament: 1-2
Assistant Coaches: Chad Dollar (Milligan, 1996), 3rd season Josh Postorino (Dayton, 1999), 3rd season Billy Schmidt (Wake Forest, 1992), 3rd season
Director of Player Personnel: Bruce Evans (Furman, 1992)
Director of Operations: Chris Jacobs (Coe College, 1999)
Athletic Trainer: Richard Stewart (Salisbury, 2005)
Strength Coach: Mike Bewley (Eastern Kentucky, 1998)
Video Coordinator: Trent Angelucci (South Carolina, 2009)

BASKETBALL HISTORY

99th season: 1st game, Feb. 17, 1906 vs. Auburn
All-time Record: 1,289-1,147
Winning/Losing/.500 Seasons: 51 / 43 / 4
NCAA Appearances (16): 23-16 record 1960, 1985, 1986, 1987, 1988, 1989, 1990, 1991, 1992, 1993, 1996, 2001, 2004, 2005, 2007, 2010
Final Fours (2): 1990, 2004
NIT Appearances (7): 8-7 record 1970, 1971, 1984, 1994, 1998, 1999, 2003
ACC Championships (3): 1985, 1990, 1993
ACC Regular Season Titles (2): 1985 (tie), 1996
ACC Regular-Season Record: 218-308 (149-113 home, 69-195 road)
ACC Tournament Record: 24-31
SEC Championships (1): 1938
Record at McCamish Pavilion: 2nd season, 19-8
Record at Alexander Memorial Coliseum: 55 seasons, 556-194
Record at Phillips Arena: 7-11
Record at Arena at Gwinnett Center: 4-1
Record at Georgia Dome: 9-5
All-Time Head Coaches: 13
ACC Head Coaches: 4
All-America Selections: 14 (12 players)
Consensus All-Americans: 2
National Players of the Year: 1
All-ACC Selections: 47 times (26 players)
ACC Players of the Year: 2
ACC Rookies of the Year: 11
ACC Tournament MVPs: 3
ACC All-Freshman Team: 13

• Morris missed the Pitt game after suffering a concussion in a traffic accident last Saturday, four games after getting back in the starting lineup. He was sidelined for Tech's first 10 games this season after surgery to repair a stress fracture in his left foot.

• Poole, who started five games early in the year, has missed the last two games with a migraine.

• The Carter, Jr., Poole and Morris absences all come on the heels of a rotational adjustment Tech's coaching staff made during the Christmas break and implemented for the Charlotte game. Morris was inserted in the starting lineup in place of a struggling Chris Bolden. Freshmen Quinton Stephens and Corey Heyward were given more prominent backup roles in place of Stacey and Solomon Poole, respectively, who were also struggling.

• Tech won the Charlotte game but lost Carter, Jr. Senior Kammeon Holsey, who had started 43 games in his first two seasons at Tech but none last year, replaced him at Maryland. Tech won its game against Notre Dame but then lost Morris, and Bolden, who had 14 points against the Irish, has returned to the lineup in his place.

Noting the Yellow Jackets

• Tech has scored 74 points in each of its last two games, hitting its season average in field goal percentage (44.2), making 15-of-43 three-point shots (34.9 pct.) and 27-of-39 (69.2 pct.) from the free throw line. Tech also recorded 32 assists (23 turnovers) on 53 made field goals (60.4 pct.).

• Going back to the Duke game, Tech has shot 45.6 percent from the floor in its last three games.

• Pittsburgh's 56.9 percent shooting from the floor was the highest recorded by an opponent in head coach Brian Gregory's three seasons at Tech.

• Tech's 18 rebounds against Pitt were its fewest in at least the last 14 years, going back through the 2000-01 season. The lowest total recorded during that time previously was 21.

• Trae Golden's 22 points led the Yellow Jackets in Tuesday's 81-74 ACC loss to visiting Pitt. It was Golden's second straight game with 20 points or more, third in his last five games and fourth this season. He has reached double figures in 13 games.

• Golden also leads Georgia Tech in assists with 59 (3.47 per game), and has shot 97 free throws this season (nine more than Tech's leader for all last season).

• Kammeon Holsey has gone 6-of-9 from the floor in each of his last two games, raising his shooting percentage for the season to .511, and has averaged 12.5 points and 6.0 rebounds.

• Daniel Miller, *in ACC games only*, leads the conference in blocked shots (3.25 pg), ranks eighth in rebounding (7.3) and fifth in steals (1.75).

• Miller ranks second all-time at Tech in blocks with 245, and is tied for 15th place in ACC history with North Carolina's Sam Perkins.

• Marcus Georges-Hunt added 13 points against Pittsburgh for his 13th double-figure outing in 17 games this season.

• Reserve point guard Corey Heyward has played 28 minutes in Tech's last two games, re-

LAST MEETING

Georgia Tech 71, Miami 69

March 6, 2013 • Coral Gables, Fla.

Marcus Georges-Hunt followed his own miss with the winning tip-in as time expired, and Georgia Tech rallied past No. 6 Miami 71-69 to prevent the Hurricanes from clinching the outright Atlantic Coast Conference title.

The Hurricanes (23-6, 14-3 ACC), who squandered a 13-point lead in the second half, lost their second straight game.

Georgia Tech (16-13, 6-11) beat a Top 25 team for the first time since March 2010. The Yellow Jackets became the first team to win at Miami this season.

Miami led 45-32 early in the second half. Julian Gamble's three-point play with 12 minutes to go made it 56-45 before the Yellow Jackets rallied, taking the lead on Chris Bolden's fast-break layup following a steal with 3:38 remaining.

After a basket by Tech's Daniel Miller's made it 69-all with 2:14 left, each team misfired. Robert Carter Jr. intercepted a pass by Durand Scott to set up the final possession with 35 seconds left.

Georges-Hunt drove into the lane and threw up a one-hander that bounced off the rim. He and Carter both appeared to get a hand on the rebound, and the tip-in was credited to Georges-Hunt for only his second basket of the game.

GEORGIA TECH (16-13, 6-11 ACC)

Player	FG-A	3P-A	FT-A	Reb	PF	Pts	A	TO	Bk	S	MIN
Udofo	1-4	1-3	0-0	1	4	3	3	0	0	0	24
Georges-Hunt	2-7	0-1	0-0	6	3	4	6	1	1	1	35
Carter Jr.	5-9	2-4	0-2	3	4	12	0	1	1	1	26
Miller	8-12	0-0	1-1	5	0	17	1	1	1	1	32
Bolden	8-18	4-8	1-1	4	1	21	1	0	0	1	34
Royal	0-1	0-1	1-2	1	1	1	0	1	1	0	4
Poole Jr.	0-0	0-0	0-0	0	1	0	0	0	0	0	2
Morris	0-0	0-0	0-0	0	1	0	0	0	0	0	2
Reed	1-1	1-1	0-0	1	1	3	1	2	0	0	7
Holsey	3-4	0-0	0-0	5	3	6	1	2	0	0	18
Poole	2-2	0-0	0-0	2	1	4	1	1	0	0	16
Totals	30-58	8-18	3-6	32	19	71	14	9	4	4	200
FG%	1st Half: 14-26 53.8%		2nd Half: 16-32 50.0%		Game: 51.7%						
3FG%	1st Half: 2-8 25.0%		2nd Half: 6-10 60.0%		Game: 44.4%						
FT%	1st Half: 2-3 66.7%		2nd Half: 1-3 33.3%		Game: 50.0%						

MIAMI (23-6, 14-3 ACC)

Player	FG-A	3P-A	FT-A	Reb	PF	Pts	A	TO	Bk	S	MIN
Larkin	4-7	0-3	4-5	1	1	12	7	1	0	1	38
Scott	7-12	2-3	1-2	5	3	17	1	3	1	1	38
McKinney-Jones	3-6	2-4	1-2	2	0	9	0	0	0	1	34
Kadji	6-13	2-7	4-4	11	1	18	1	0	2	0	33
Johnson	1-4	0-0	0-1	1	2	2	0	3	0	0	15
Brown	0-2	0-1	0-0	1	1	0	1	1	0	0	9
Jekiri	0-1	0-0	0-0	0	1	0	0	0	0	1	7
Gamble	3-5	0-0	5-7	4	2	11	0	0	2	0	26
Totals	24-50	6-18	15-21	28	11	69	10	8	5	4	200
FG%	1st Half: 16-28 57.1%		2nd Half: 8-22 36.4%		Game: 48.0%						
3FG%	1st Half: 5-8 62.5%		2nd Half: 1-10 10.0%		Game: 33.3%						
FT%	1st Half: 6-9 66.7%		2nd Half: 9-12 75.0%		Game: 71.4%						

Score by Periods

	1st	2nd	Total
Georgia Tech	32	39	71
Miami	43	26	69

Officials: Karl Hess, Bernard Clinton, Brian Dorsey

Attendance: 7394

Points in the paint-GT 32,UM 22. Points off turnovers-GT 16,UM 13.

2nd chance points-GT 8,UM 8. Fast break points-GT 8,UM 4.

Bench points-GT 14,UM 11. Score tied 4 times. Lead changed 5 times.

Largest lead-GT by 3 1st-15:27, UM by 13 2nd-18:50.

TECH NOTEBOOK

MEDIA GUIDELINES

Georgia Tech's practices are generally closed to the public and the media, but coaches and players are available prior to practice, typically twice a week and generally on Mondays and Thursdays prior to practices that occur on those days. Notices will be announced weekly with the schedule for the week.

TV stations are allowed to shoot B-roll during the first 15 minutes of those practices during the course of the season.

Media are asked to notify Mike Stamus ahead of time to make specific player requests.

Interview requests with players that need to be conducted at other times must be made through the media relations office at least 24 hours in advance. These interviews will be conducted at a time and place convenient to the players' availability and class schedule.

Media are asked not to contact players directly either by phone or e-mail, they are instructed not to accept those. Every effort will be made to make players available.

INTERVIEWS WITH COACH GREGORY

Media wishing to speak with Coach Gregory at times other than scheduled media sessions are asked to set up an appointment in advance through the media relations office. He also is available each week on the ACC Teleconference, and other teleconferences may be scheduled as demand warrants.

POST-GAME INTERVIEWS

Coach Gregory and the visiting team's head coach will each hold a post-game press conference in the designated interview room in the back hallway of the arena.

Players requested by the media will be brought to the interview room following the coaches press conferences.

BRIAN GREGORY RADIO SHOW

Head coach Brian Gregory's weekly radio show airs each Monday from 7-8 p.m. live on "680 the Fan" and 93.7 FM and will be replayed later in the evening on "All News 106.7 FM."

ACC COACHES' WEEKLY TELECONFERENCE

The 15 ACC head basketball coaches will be featured on nine Monday teleconferences, beginning on January 6, 2014, and continuing through the week of the ACC Tournament. Each coach will have 10 minutes to make an opening statement and answer questions. An instant replay of each teleconference will be on the TheACC.com each Monday afternoon.

Georgia Tech head coach Brian Gregory will be on the teleconference at 10:40 a.m. each week (the teleconference begins at 10:30 a.m.). Coaches whose teams play on Monday evening will not participate in that day's teleconference.

Contact the ACC media relations office at 336-851-6062 for the call-in number and for questions on the schedule.

cording four assists, five rebounds and no turnovers.

- Stacey Poole, Jr., received his most extended playing time of the season against Pitt, playing 17 minutes and scoring seven points (2-4 FG, 3-3 FT).

- Freshman Quinton Stephens fouled out in just 10 minutes against Pitt, but had four assists and made a three-point shot. He has averaged 6.0 points, 3.4 rebounds, and hit 11-of-28 shots from the floor in the last five games.

- Trae Golden (15.0 ppg), Marcus Georges-Hunt (12.8 ppg) and Daniel Miller (10.8) are all averaging in double figures against the ACC and for the season.

- Robert Carter, Jr., (9.3 rpg) remains the ACC leader in rebound average, while Daniel Miller (7.9) is fifth. The last Yellow Jacket to lead the ACC in rebounding was Alvin Jones (10.4) in 2000-01.

- Tech has had eight 20-point efforts in its first 17 games this season. The Jackets had only four all last season, and the first came in the season's 16th game.

- Tech has averaged 11.3 turnovers in ACC games, compared to 13.1 in non-conference play.

- Each of Tech's first six losses came by double digits. Tech lost to Pitt by seven.

- Tech is 5-3 this season in games decided by 10 points or less after going 10-15 in such games the last two seasons.

- Tech has hit the 80-point mark three times this season after reaching that figure only once last season and three times in all of 2011-12.

- Tech has averaged 14.4 assists per game (1.7 per game better than last season), and has assisted on 55.6 percent of its field goals.

- Tech has a plus-1.14 assist/turnover ratio, and seven players who have seen regular action are either even or on the positive side of that ratio.

- Four Tech players made the Dean's List in the fall semester, including top two scorers Trae Golden and Marcus Georges-Hunt and walk-ons Brooks Doyle and Colin Gurry.

Free Throws Are Really Free

Georgia Tech has made a tremendous improvement in its free throw shooting this season, not only in getting to the line more often, but making a greater percentage than it has done in nearly 20 years.

The Yellow Jackets have shot 70 percent as a team over a full season only once in the last 17 seasons, and three times since Tech's first Final Four season of 1989-90. Tech shot 63.5 percent from the stripe last year and 65.4 percent in its first season under Brian Gregory.

- Tech has attempted 20.3 free throws per game so far (compared to just 16.2 last season) and has scored an average of 14.0 points per game from the stripe (10.3 points per game last season).

- Tech has attempted more free throws than its opponent in 10 of 17 games. Last year, that happened only 13 times all season, and Tech was 11-2 in those games.

- Tech is 8-2 this season when attempting more free throws than its opponent, and 26-10 when doing so under Brian Gregory.

- Three of Tech's current starters are above

STAT COMPARISON

A quick look at some areas where the 2013-14 Yellow Jackets exhibited real improvement over the last two seasons, using NCAA statistical rankings.

NCAA rank (1/13)	2011-12	2012-13	2013-14
Record (non-conf)	11-20 (4-12)	16-15 (6-12)	10-7 (1-3)
Points per game	60.2 (313)	64.3 (254)	70.7 (221)
Scoring defense	62.6 (59)	62.4 (63)	67.7 (85)
Scoring Margin	-2.4 (239)	1.9 (140)	3.0 (143)
Field Goal Pct.	42.7 (203)	41.9 (244)	44.2 (202)
Free Throw Pct.	65.4 (281)	63.5 (320)	69.0 (200)
FT made per game	9.9 (n/a)	10.3 (n/a)	14.0 (261)
Field Goal Pct. Def.	40.3 (35)	40.1 (50)	40.7 (44)
3-pt. FG Pct. Def.	34.7 (194)	32.3 (96)	33.3 (154)
Rebound Margin	3.5 (60)	2.8 (96)	4.1 (44)
Assists per game	11.0 (298)	12.7 (168)	14.4 (84)
Assist/turnover ratio	0.76 (300)	0.99 (155)	1.14 (117)
Turnovers per game	14.5 (243)	12.9 (140)	12.6 (174)
Turnover margin	-3.2 (321)	-0.26 (201)	-1.7 (288)
Steals	5.2 (294)	5.9 (252)	5.9 (224)

70 percent for the season - Trae Golden (76.3 pct.), Kammeon Holsey (75.8 pct.) and Daniel Miller (70.5 pct.). Marcus Georges-Hunt is at 66.7 percent.

- Trae Golden has been Tech's best at drawing fouls and getting to the line. He has shot 97 free throws in 17 games, exceeding the total for Tech's leader all of last season. His current rate, which ranks seventh in the ACC, would leave him with a total of 177 at the end of the regular season.

Offensive Efficiency Continues to Improve

Georgia Tech's offense, despite the team's injuries and different lineups that have resulted, continues to improve. The Yellow Jackets are producing more shots from the floor, more three-point field goals, more free throws and more points, and are doing so against stiffer competition than in previous years.

- Tech's scoring average in all games has risen from 60.2 in Brian Gregory's first season to 64.3 last season to 70.7 so far this season.

- In conference play, Tech has averaged 66.5 points this season, compared to 62.8 last year and 58.6 the year before.

- Tech's national ranking has improved from No. 313 in 2011-12 to No. 254 last season to No. 221 this week.

- Tech has attempted 58.3 field goals per game this season, compared to 57.8 per game last season and 52.9 in 2011-12.

- Tech has made its greatest strides so far this season in free throw shooting, both in getting to the line and in accuracy. The Jackets are averaging 14.0 points scored from the foul line this season and has hit 69.0 percent from the stripe, a solid improvement from the 10.1 points per game and 64.4 percent accuracy Tech posted in the first two seasons under Gregory.

- Tech has improved its assist rate by 2.6 per game (14.4) over its first two seasons under Gregory (11.8), and has assisted on 55.7 percent of its made field goals this season compared to 50.6 the last two seasons. Tech's national ranking in this category has improved from No. 298 in Gregory's

TECH NOTEBOOK

THE LAST TIME A JACKET ...

Scored 30 or more points:

Iman Shumpert, 30 vs. North Carolina, 1/16/11

Led Tech in scoring off the bench:

Kammeon Holsey, 13 vs. Virginia Tech, 2/9/13

Grabbed 15 or more rebounds:

Daniel Miller, 15 vs. Delaware State, 11/14/11

Had 10 or more assists:

Iman Shumpert, 11 vs. Virginia Tech, 1/25/11

Had a double-double:

Daniel Miller (10 pts/13 reb) vs. Notre Dame, 1/11/14

Played 40 minutes in regulation:

Jason Floyd vs. NC State, 1/2/99

Played every minute of an overtime game:

Alvin Jones (45 minutes, 1 OT) vs. New Orleans, 11/27/98

Played every minute of a multiple-OT game:

Matt Harpring (50 minutes, 2 OT) vs. North Carolina, 2-8-98

THE LAST TIME THE JACKETS ...

Scored 100 or more points:

vs. Florida A&M (100-59 win), 11/14/09

Scored 100 or more points in regulation:

vs. Florida A&M (100-59 win), 11/14/09

Scored 100 or more points in consecutive games:

vs. Jackson State (100-70) on 11/13/06 and Georgia State (103-74) on 11/16/06

Allowed 100 or more points:

vs. Virginia Tech (102-77 loss) on 2/13/11

Allowed 100 or more points in regulation:

vs. Virginia Tech (102-77 loss) on 2/13/11

Shot 60 percent or better:

.712 (37-52) vs. Kentucky State, 1/30/10

Failed to make a three-point basket:

0-for-5 vs. Duke, 2/23/05

Did not allow a three-point basket:

0-for-6 vs. Maryland, 1/30/11

Failed to make a free throw:

0-for-6 vs. Duke, 1/7/14

Grabbed 50 or more rebounds:

50 vs. North Carolina, 1/23/13

Two players had a double-double:

Daniel Miller (14 pts/13 reb) and Kammeon Holsey (10 pts/12 reb) vs. Georgia, 11/15/13

Two players had 10 or more rebounds:

Robert Carter, Jr. (15) and Daniel Miller (12) vs. MVSU, 11/26/13

Had 25 or more assists:

26 vs. East Tennessee State, 12/7/13

Blocked 10 or more shots:

12 vs. Tulane, 12/3/11

Had 15 or more steals:

19 vs. Wake Forest, 3/3/11

Had fewer than 10 turnovers:

9 vs. Illinois, 12/3/13

Had five players in double-figures in points:

Virginia Tech, 2/18/12

Had no player with 10 or more points:

St. John's (lost 69-58), 11/30/13

Had no player play 30 minutes:

Presbyterian (won 88-57), 11/8/13

Won by 30 or more points:

East Tennessee State (87-57), 12/7/13

Won by 40 or more points:

Kentucky State (98-50), 1/30/10

Won by 50 or more points:

Winston-Salem State (97-46), 1/3/07

Played an overtime game:

Virginia Tech (lost 70-65), 1/12/13

Defeated a Top 25 team:

#6/7 Miami (71-69), 3/6/13

Defeated a Top 25 team on the road:

#6/7 Miami (71-69), 3/6/13

Had a game postponed:

Clemson (at Clemson), 1/11/11 (weather)

Had a game cancelled:

Fordham (in Atlanta), 11/27/10 (weather)

first season to No. 168 last year to No. 84 this week.

- Tech's turnover rate has improved from 14.4 per game in 2011-12 to 12.9 last season to 12.6 this season (11.3 per game in ACC play). Likewise, Tech's assist/turnover ratio is +29 so far this season compared to -13 combined the last two seasons. The Jackets rank No. 117 nationally in assist/turnover ratio after finishing No. 155 last year and No. 300 in 2011-12.

- Tech has scored 80 points three times this season, after doing it just once last season and four times combined in its first two seasons under Gregory.

- Tech scored 70 or more points 11 times last season, compared to seven times in 2011-12. Tech has scored 70 more points in eight of 17 games this season.

Boardwork Empire

One of the cornerstones of head coach Brian Gregory's philosophy is that everybody rebounds and Tech wins the rebounding battle every game. The Yellow Jackets have done so in 14 of 16 games this season so far, and Tech ranks sixth in the ACC currently in rebound average and eighth in rebound margin (+5.6), and ranks 44th nationally in rebound margin.

- Tech ranks fourth in the ACC in defensive rebound percentage (72 pct.) - percentage of available rebounds taken on the defensive glass.

- Tech's season-opening 14-game streak of outrebounding opponents was the longest the Yellow Jackets have had dating back to the 2000-01 season. Tech had an 11-game streak in 2005-06.

- After getting outrebounded in its first three ACC games last season by an average of 9.3, Tech outrebounded 11 of the last 17 teams it played (one tie). In a late three-game stretch, Tech outrebounded the No. 1 (Maryland), No. 2 (NC State) and No. 3 (Miami) teams in the ACC in rebound margin against league foes by an average of 4.0.

- Last season, Tech ranked fourth in the ACC and 97th in the nation in rebound margin (+2.8). In 2011-12, Tech ranked third in the ACC and 60th nationally in rebound margin (+3.5).

- Tech has outrebounded 53 of its 79 opponents under Gregory, with three ties, and 23 of its 40 ACC opponents.

- Tech has had a double-figure rebound game 20 times since the beginning of last season - Daniel Miller (10 times), Robert Carter, Jr. (nine), and Marcus Georges-Hunt (once).

- Tech is 31-22 when it has won the rebounding battle under Gregory, and is 6-20 when it has lost the rebounding battle.

Pure Golden

Trae Golden, who was a solid player in many facets in three years at Tennessee, has given Georgia Tech exactly what it expected in terms of offense and experience at the guard position.

The 6-2 senior has scored in double figures in 13 of 17 games and holds the team scoring lead at 13.6 per game. He has scored 20 points or more three times in Tech's last five games, and in each of the last two.

Golden has come up big when the Jackets were in trouble, including his best effort in a Tech uniform against Notre Dame with 20 points (8-of-

11 FG), including the go-ahead three-point field goal with 45 seconds left as the Jackets won 74-69. He followed that with 22 against Pitt, including four three-pointers.

He lifted Tech nearly single-handedly at Charlotte with 24 points in a 58-55 victory. He scored 10 of Tech's final 11 points and sank what proved to be the game-winning shot, a three-point field goal with four seconds left.

Golden scored five points and assisted on another field goal in the final four minutes as Tech finished off Kennesaw State with a 15-5 run on Dec. 16. He also scored a game-high 18 points in Tech's win at Georgia, and a game-high 20 with seven assists against North Carolina A&T, helping Tech erase an 11-point second-half deficit.

A Powder Springs, Ga., native who played at Tennessee his first three seasons, Golden has put up numbers similar to those he posted for the Volunteers, hitting 76.3 percent of his free throw attempts while getting to the line more than six times per game, averaging 3.5 assists in addition to his scoring.

Notre Dame head coach Mike Brey said about Golden, "His strength is hard to deal with. He's barreling down on you all the time. It's kind of hard to guard him without fouling because he's so physical. He's really changed their team. I know he's new this year. He's been a great addition for them."

Miller Time

Since taking over the Yellow Jacket reins, head coach Brian Gregory has counted on Daniel Miller for more than just his ever-present high basketball IQ, shot-blocking and passing skills. The third-year Tech coach asked his pivotman for more scoring, rebounding and aggressiveness, and the 6-11 1/2 senior has responded, establishing himself as the key cog when Tech's inside-out offense is working well.

- The fifth-year senior is averaging career highs in scoring, rebounding and field goal percentage this season, and has made strides in every area each season of his career at Tech. He ranks fifth in the ACC in rebound average (7.9), third in blocked shots (2.3) and might lead the conference in field goal percentage if he met the league minimum of five field goals made per game (Miller averages 4.5).

- Miller has averaged 12.0 points, 8.0 rebounds and has hit 35-of-60 shots (58.3 pct.) from the floor over Tech's last seven games. He also went 14-for-20 from the free throw line, recorded 12 assists, 22 blocks and 11 steals.

- Miller had 10 points and 13 rebounds against Notre Dame, his third double-double of the season and eighth of his career. The Loganville, Ga., native scored the game-winning basket as part of a 9-point performance against Illinois. He has averaged 10.3 points and 8.3 rebounds in ACC play.

- A member of the ACC's All-Defensive team last season, Miller has managed to play excellent defense and avoid foul trouble. He has fouled out only twice in his career and averaged 1.7 fouls per game the last two-plus seasons after committing 2.4 per game as a freshman.

- *After Tech's win over Notre Dame, Fighting Irish head coach Mike Brey said, "He is a heck of a*

TECH NOTEBOOK

TECH'S RECORD ...

2013-14 Under BG		
At home	8-2	26-16
On the road	2-3	8-19
At neutral sites	0-2	3-7
Vs. top-10 opponents	0-0	1-3
Vs. top-25 opponents	0-2	1-9
Vs. teams over .500	5-7	14-35
Vs. teams under .500	4-0	16-5
Vs. teams at .500	1-0	7-2
While in the top 25	0-0	0-0

In November	5-3	13-8
In December	4-1	12-4
In January	1-3	4-16
In February	0-0	6-10
In March	0-0	2-4
In April	0-0	0-0

Wearing white uniforms	8-3	28-18
Wearing gold uniforms	1-2	5-18
Wearing black uniforms	0-1	0-1
Wearing blue uniforms	1-1	2-5

Game is decided by 5 pts. or fewer	2-0	6-9
Game is decided by 10 or fewer	5-3	15-18

Leading at the half	9-3	28-12
Trailing at the half	1-4	9-30
Tied at the half	0-0	0-0
Leading with 5:00 to play	8-0	31-3
Trailing with 5:00 to play	1-7	5-38
Tied with 5:00 to play	1-0	1-1
In overtime games	0-0	0-2
After a bye in the ACC schedule	0-0	0-2

Tech scores 100 or more points	0-0	0-0
Tech scores 70 or more points	7-2	21-7
Tech scores less than 70 points	3-5	16-34
Opponent scores 100 or more points	0-0	0-0
Opponent scores 70 or more	2-6	4-23
Opponent scores less than 70	8-1	33-19

Tech shoots 50 pct. or better	4-0	17-2
Opponent shoots 50 pct. or better	0-2	0-10
Opponent shoots under 40 pct.	7-0	23-10
Tech has a higher FG% than opponent	9-1	34-10
Tech has a lower FG% than opponent	1-6	3-32
FG percentage is even	0-0	0-0

Tech has more 3-point FGs	2-2	18-9
Tech has fewer 3-point FGs	7-5	19-27
3-point FGs are even	1-0	3-5

Tech attempts more FT than opponent	8-2	26-10
Tech attempts fewer FT than opponent	2-5	11-31
Free throw attempts are even	0-0	0-1

Tech outrebounds opponent	10-5	31-22
Opponent outrebounds Tech	0-2	6-20
Rebounds are even	0-0	3-0

Tech has fewer turnovers than opponent	4-1	17-8
Tech has more turnovers than opponent	4-6	17-30
Turnovers are even	2-0	3-4
Tech has more assists than turnovers	6-2	23-10

Committing more fouls	3-4	14-28
Committing fewer fouls	7-2	22-10
Fouls are even	1-0	2-3

4/more Jackets score in double figures	6-3	16-6
A Jacket scores 20 or more	4-2	10-7
A Jacket scores 30 or more	0-0	0-0

Scoring more bench points	7-2	26-20
Scoring fewer bench points	3-4	12-20
Bench scoring is even	0-1	0-2

college basketball player. I'm very impressed with him."

• Before the season, Miller was included among a list of the nation's 15 least appreciated players by Jon Rothstein of CBSsports.com, who wrote: "If there's a better post defender in the ACC, we'd like to see him. Miller regularly neutralizes the opponent's best interior scorer and has given Brian Gregory stability in the pivot as he attempts to rebuild the Yellow Jackets' program."

Holsey Back in Starting Lineup

Georgia Tech's Kammeon Holsey began this season a prime candidate for the ACC's sixth man award, which the conference will bestow for the first time at the end of this season. He is now back in Tech's starting lineup because of an injury to teammate Robert Carter, Jr.

Holsey started 12 games as a freshman and all 31 games his sophomore year before giving way to Carter, Jr., last year and making a name for himself as one of the ACC's top sixth men. He made his 45th career start at Duke, passing the number started by Carter, Jr., the last season and a half.

The 6-8 1/2 forward has continued where he left off last season, averaging 7.0 points and 5.4 rebounds and hitting 51.1 percent of his field goal tries this year. His free throw shooting has improved remarkably from 61 percent last year to 75.8 percent this season.

The senior from Sparta, Ga., was among the Yellow Jackets' top four in scoring average all of last season, finishing third at 8.8 points a game while playing under 20 minutes a game. This season he has averaged 18.6 minutes and stands sixth on the Tech scoring chart.

Mr. Consistency

As Georgia Tech's leading scorer as a freshman and No. 2 this season, Marcus Georges-Hunt has been nothing if not consistent.

The 6-5 sophomore from College Park, Ga., has reached double figures in 13 of 17 games this season after doing so in 19 of 31 games a year ago.

Georges-Hunt has posted his best games this year against Tech's best opponents, scoring 20 points (7-9 FG) with seven rebounds, three blocks and three steals in Tech's Dec. 3 win over Illinois. In that game, he scored seven points during the Jackets' closing 19-4 run. He scored 18 points on 8-of-12 shooting with four rebounds and two assists at Duke on Jan. 7, and had 13 against Pittsburgh.

He has improved statistically this season in most categories, from scoring (10.8 to 12.0 ppg) to field goal percentage (42.6 to 45.5 pct.) to free throw percentage (62.9 to 66.7 pct.) to assists (1.48 to 2.53 per game) to ballhandling (1.31 assist/turnover ratio to 1.59).

Georges-Hunt has recorded at least one assist in 15 of 17 games, two or fewer turnovers in 14 of 17 games, and four or more rebounds in 12 of 17 games.

Magna Carter

Before being sidelined by a knee injury in Georgia Tech's game at Charlotte Dec. 29, big for-

ward Robert Carter, Jr., had developed into a force on the boards and a dependable scorer inside and out for Georgia Tech this season. The 6-8 sophomore added strength and shed body fat over the off-season, has become a more trim and mobile presence inside, and was close to averaging a double-double through 13 games.

• At the time of his injury, Carter, Jr., was tied for the ACC lead in rebound average at 9.3 per game and has led the ACC alone on occasion this season. His 15-point, 15-rebound performance Dec. 16 against Kennesaw State was his fourth double-double of the season, tied for the most in the ACC, and seventh of his career. It also was his fifth double-digit rebound game this season.

• Additionally, the Thomasville, Ga., native has scored in double figures seven times this season, including a three-game stretch in which he has averaged 15.9 points (16-of-26 FG, 13-of-17 FT) and 10.7 rebounds while recording six assists. He began that streak with a career-best 21 points in Tech's 67-64 victory over Illinois in which he scored seven of those points in the Yellow Jackets' 19-4 game-ending run.

• Carter, Jr.'s early performances attracted the attention of ESPN analyst and former college coach Fran Fraschilla, who tweeted, "GT post Robert Carter is quietly becoming a double double machine. He has excellent hands and feel. Great player to build around."

Tech Storylines

• This is the 99th season of basketball for Georgia Tech and its 35th season of competition in the Atlantic Coast Conference. Tech was a member of the Southern Conference for 11 years (1921-32), the Southeastern Conference for 32 years (1932-64), independent for 11 years (1964-75), a member of the Metro Conference for three years (1975-78), and independent for one more year (1978-79) before joining the ACC.

• Georgia Tech's primary goals are always to play solid team and one-on-one defense, win the rebounding battle and be efficient on offense. Brian Gregory prefers to fuel the Yellow Jackets' transition game with superior defensive rebounding rather than by playing the passing lanes and gambling for steals.

• Tech's returning players for 2013-14 combined for 84.6 percent of the Yellow Jackets' scoring in 2012-13, 88.3 percent of the rebounds and 80.1 percent of the minutes.

• Carter, Jr., and Georges-Hunt both were invited to training camp for the USA Basketball Under-19 team, which was to compete in the FIBA U19 World Championship in July. Georges-Hunt survived the first of two roster cuts but did not make the second, while Carter, Jr., who had trained with the U18 in the summer of 2012, did not make the first cut.

• Daniel Miller is the ACC's career blocked-shot leader among active players and 15th all-time with 245. He is No. 2 on Tech's all-time list, but the Tech record of 425 posted by Alvin Jones is probably out of reach.

• Only three Tech players were on the last Yellow Jacket team to play in Alexander Memorial Coliseum - rising seniors Kammeon Holsey, Daniel Miller and Jason Morris.

TECH HIGHS/LOWS

UNDER BRIAN GREGORY

Longest winning streak: 6 games (2012-13 season)
Longest ACC winning streak: 1 game
Longest losing streak: 6 games (2011-12 season)
Longest ACC losing streak: 6 games (2011-12 season)
Most points scored in a game: 92 vs. Florida A&M (won 92-59), 11/11/11
Most points scored - ACC game: 82 vs. NC State (won 82-71), 1/11/12; Wake Forest (won 82-62), 1/26/13
Fewest points scored in a game: 36 vs. Miami (lost 56-34, ACC Tournament), 3/8/12
Fewest points scored - ACC game: 36 vs. Miami (lost 56-34, ACC Tournament), 3/8/12
Most points allowed in a game: 93 vs. North Carolina (lost 93-81), 1/29/12
Most points allowed - ACC game: 93 vs. North Carolina (lost 93-81), 1/29/12
Fewest points allowed in a game: 36 vs. Rice (won 54-36), 11/22/12
Fewest points allowed - ACC game: 47 vs. Boston College (won 51-47), 2/4/12
Largest margin of victory: 34 vs. Alabama State (won 75-41), 12/17/12
Largest margin of victory - ACC game: 20 vs. Wake Forest (82-62), 1/26/13
Largest margin of victory - road game: 20 vs. Savannah State (won 65-45), 12/10/11
Largest margin of victory - ACC road game: 11 vs. NC State (82-71), 1/11/12
Largest losing margin: 32 vs. Virginia (70-38), 1/19/12
Largest losing margin - ACC game: 32 vs. Virginia (70-38), 1/19/12
Most points allowed in a win: 71 vs. NC State (won 82-71), 1/11/12; Georgia (won 80-71), 11/15/13
Most points scored in a loss: 81 vs. North Carolina (lost 93-81), 1/29/12
Fewest points scored in a win: 51 vs. Boston College (won 51-47), 2/4/12
Fewest points allowed in a loss: 54 vs. Miami (lost 54-36), 3/8/12
Largest deficit overcome to win a game: 13 vs. VCU (won 73-60), 11/18/11
Largest deficit overcome to win a road game: 13 vs. #6 Miami (won 71-69), 3/6/13
Largest lead given up in a loss: 15 vs. Boston College (lost 84-64, ACC Tournament), 3/14/13; St. John's (lost 69-58), 11/30/13
Largest 2nd-half lead given up in a loss: 11 vs. Virginia Tech (lost 70-65, ot), 1/12/13
Highest FG pct.: .583 (28-48) vs. Virginia Tech, 2/18/12
Highest FG pct. - ACC game: .583 (28-48) vs. Virginia Tech, 2/18/12
Lowest FG pct.: .292 (14-48) vs. Virginia, 1/19/12
Lowest FG pct. - ACC game: .292 (14-48) vs. Virginia, 1/19/12
Highest 3-pt pct.: .600 (9-15) vs. NC State, 1/11/12
Highest 3-pt pct. - ACC game: .600 (9-15) vs. NC State, 1/11/12
Lowest 3-pt pct.: .059 (1-17) vs. NC State, 2/9/12
Lowest 3-pt pct. - ACC game: .059 (1-17) vs. NC State, 2/9/12
Highest FG pct. allowed: .569 (29-51) vs. Pittsburgh, 1/14/14
Highest FG pct. allowed - ACC game: .569 (29-51) vs. Pittsburgh, 1/14/14
Lowest FG pct. allowed: .229 (11-48) vs. Rice, 11/22/12
Lowest FG pct. allowed - ACC game: .292 (14-48) vs. Wake Forest, 2/16/13
Highest 3-pt pct. allowed: .625 (10-18) vs. North Carolina, 1/29/12
Highest 3-pt pct. allowed - ACC game: .625 (10-18) vs. North Carolina, 1/29/12
Lowest 3-pt pct. allowed: .091 (1-11) vs. NC State, 3/3/13
Lowest 3-pt pct. allowed - ACC game: .091 (1-11) vs. NC State, 3/3/13
Fewest free throws made: 0 (0-6) vs. Duke, 1/7/14
Most assists: 26 vs. East Tennessee State, 12/7/13
Fewest assists: 4 vs. Virginia, 1/19/12
Most turnovers: 24 vs. Florida State, 2/1/12
Fewest turnovers: 6 vs. Virginia, 1/19/12; Wake Forest, 3/3/12; Presbyterian, 11/8/13

• Only two players remain on the Tech roster who were in the program the last time Tech played in the NCAA Tournament (2010) - Daniel Miller and Kammeon Holsey - and both red-shirted that season.

• Quinton Stephens is the first scholarship player on the Tech basketball roster from the Marist School in Atlanta since Matt Harpring, whose No. 15 is retired at Tech.

Homegrown Jackets

Georgia Tech's 2013-14 team features 14 players from the state of Georgia, unprecedented in the history of Yellow Jacket basketball. Tech has more players from its home state on its roster than any team on Division I college basketball, followed by Charlotte (13), Wisconsin-Milwaukee (13) and Purdue (12). Of Tech's 13 scholarship players, 10 are from Georgia.

The Five-Year Plan

Georgia Tech has a rarity in present-day college basketball in Daniel Miller and Kammeon Holsey, two seniors in their fifth year in the program.

Miller and Holsey are the last members of a 2009 recruiting class that also included Derrick Favors, who spent one season at Tech before becoming an NBA lottery pick, Mfon Udofia, who completed his eligibility last season, Glen Rice, Jr., who played three seasons at Tech and is now a member of the Washington Wizards, and Brian Oliver, who played two seasons at Tech and transferred to Seton Hall.

They are the only two players on the Tech roster who were on the team the last time it went to the NCAA Tournament (both red-shirted that year), and along with Jason Morris, are the only team members to have played home games at Alexander Memorial Coliseum.

Both are from small towns in Georgia - Miller from Loganville and Holsey from Sparta - and have become good friends.

We're 18 and We Know What We Want

Georgia Tech began pre-season practice with a roster of 18 players and more depth than the Yellow Jackets have enjoyed at any time since Gregory arrived on campus. Sixteen of those players, barring injury or other concerns, dress for every home game.

• Despite the loss of four scholarship players - guards Mfon Udofia, Brandon Reed and Pierre Jordan and forward Julian Royal - Tech rebuilt by signing 6-0 guard Travis Jorgenson and 6-9 forward Quinton Stephens in its freshman class, and added transfers Trae Golden, a 6-2 guard, and Robert Sampson, a 6-8 forward. Golden was declared eligible to play this season, while Sampson will be eligible next season.

• Tech also added depth in the backcourt with 6-1 Corey Heyward, a red-shirt freshman who sat out last season after twice tearing the anterior cruciate ligament in his left knee. Tech expects to have 6-5 senior Jason Morris (Augusta, Ga.), who underwent surgery to repair a stress fracture in his left foot Oct. 14, back on the court this week.

• The Jackets have five non-scholarship play-

ers on the roster who form the scout team in practice and is dubbed the "Iron Five" by Coach Gregory. That unit includes forwards Brooks Doyle, a sophomore, and Aaron Peek, a junior, both 6-4 players who each saw action for Tech last year, a pair of sophomore guards in Colin Gurry and Ron Wamer, and 6-6 freshman forward Rand Rowland. All but Gurry (Canton, Conn.) and Rowland (Cleveland, Ga.) are from the Atlanta area.

Notable Milestones and Streaks

• **Daniel Miller** has started 110 consecutive games, the team's longest streak and more than any active ACC player except Wake Forest's Travis McKie (111). He is the only Tech player to start every game the last three-plus seasons, and he has not missed a game in his Tech career. By the end of the regular season, if he continues to start every game, he will rank fifth in Tech history with 124, three shy of the Yellow Jacket record of 127 held by Malcolm Mackey (1990-93).

• Tech has made at least one 3-point field goal in 275 straight games, dating back to an 0-for-5 effort against Duke on Feb. 23, 2005. The Jackets came close to breaking that streak twice in the 2011-12 season - Saint Joseph's (1-for-12) and Virginia (1-for-15) - and again this season against Delaware State, going 0-for-7 over the first 37 minutes of the game before hitting twice in the final three minutes.

• **Trae Golden** surpassed the 1,000-point mark for his career. He scored 931 in three seasons at Tennessee and now has 1,162.

• **Miller** surpassed 800 career points at Duke, and now has 827, while **Kammeon Holsey** (785 points) needs 15 to reach the same plateau.

• **Holsey** (469 rebounds) needs 31 to reach 500 for his career.

• **Miller** (698 rebounds) needs two to reach 700 for his career. He has moved into 15th place on Tech's all-time list and six to reach 14th place (Lenny Horton, 704, 1977-80).

• **Miller** holds second place in career blocked shots at Tech (245), having surpassed John Salley (243 from 1983-86) against Pittsburgh. He ranks 15th on the ACC's all-time list, tied with North Carolina's Sam Perkins. He needs five to catch Clemson's Trevor Booker (250) and nine to catch Duke's Shane Battier (254).

• **Marcus Georges-Hunt** surpassed 500 career points at Duke, and now has 538.

• Georges-Hunt surpassed 200 rebounds for his career (223) against Kennesaw State.

• **Robert Carter, Jr.**, passed 400 career points against Illinois and 300 career rebounds against East Tennessee State.

• **Jason Morris** reached 500 points for his career at Charlotte.

200 Achieved Against Presbyterian

Georgia Tech head coach Brian Gregory earned the 200th victory of his head coaching career Nov. 8 when the Yellow Jackets downed Presbyterian 88-57 at McCamish Pavilion. The third-year Yellow Jacket skipper is 37-42 at Tech after posting a 172-94 mark in eight seasons as the head man at Dayton.

TECH NOTEBOOK

TECH ALUMNI IN THE NBA

Player	Team
Chris Bosh	Miami Heat
Will Bynum	Detroit Pistons
Derrick Favors	Utah Jazz
Jarrett Jack	Cleveland Cavaliers
Anthony Morrow	New Orleans Pelicans
Glen Rice, Jr.	Washington Wizards
Iman Shumpert	New York Knicks
Thaddeus Young	Philadelphia 76ers

OTHER TECH ALUMS IN PRO BALL

Tony Akins	Sonic Boom KT (South Korea)
Alade Aminu	Banvit BK (Turkey)
D'Andre Bell	*Chiba Jets (Japan)
Lewis Clinch	Grindavik (Iceland)
B.J. Elder	Pall.Trento (Italy)
Mouhammad Faye	Panelefsiniakos (Greece)
Shaun Fein	Antibes (France)
Zam Fredrick	Barys Atyrau (Kazakhstan)
Gani Lawal	EA7 Armani (Italy)
Stephon Marbury	Beijing Ducks (China)
Anthony McHenry	Ryukyu Golden Kings Okinawa (Japan)
Moe Miller	*Groningen (Holland)
Isma'il Muhammad	Al Ansar Medina (Saudi Arabia)
Ed Nelson	San Jose/Unimed (Brazil)
Jim Nyström	Solna Vikings (Sweden)
Zachery Peacock	Boulogne (France)
Luke Schenscher	Adelaide 36ers (Australia)
Jeremis Smith	Aguada (Uruguay)
Lance Storrs	Heffingen (Luxembourg)
Theodis Tarver	Speyer (Germany)
Mfon Udofia	Delaware 87ers (NBDL)
Mario West	Fuerza Regia (Mexico)

Updated 1/13/2014

*2013-14 team unknown, last year's team listed

TOP-25 WINS FOR BRIAN GREGORY

Dec. 8, 2007	at No. 11 Louisville*	70-65
Dec. 29, 2007	No. 6 Pittsburgh*	80-55
Jan. 9, 2008	No. 22 Rhode Island*	92-83
Nov. 29, 2008	No. 15 Marquette*	89-75
Feb. 11, 2009	No. 14 Xavier*	71-58
Nov. 19, 2009	No. 21 Georgia Tech* (n)	63-59
Mar. 11, 2011	No. 18 Xavier* (n)	68-67
Mar. 6, 2013	at No. 6 Miami	71-69

*at Dayton

TECH'S 20-WIN SEASONS

Year	Overall	Conf.	Post-season
2010	22-12	7-9	NCAA
2007	20-12*	8-8	NCAA
2005	20-12	8-8	NCAA 2nd round
2004	28-10*	9-7	NCAA runner-up
1996	24-12*	13-3	NCAA Sweet 16
1992	23-12*	8-8	NCAA
1990	28-7*	8-6	Final Four
1989	20-12*	8-6	NCAA
1988	22-10*	8-6	NCAA
1986	27-7*	11-3	NCAA Sweet 16
1985	27-8*	9-5	NCAA Elite Eight
1971	23-9*	na	NIT runner-up
1963	21-5*	10-4	none
1960	22-6*	11-3	NCAA Sweet 16

*won 20 games by end of regular season

Gregory Receives Contract Extension

Brian Gregory received a one-year extension to his contract in November, extending the original six-year contract for Gregory through the 2017-18 season. Gregory also received an increase in his base salary and additional basketball and academic performance incentives.

Gregory began his Tech career following a six-year period in which the Yellow Jackets had just two winning seasons, and played the 2011-12 season off-campus as McCamish Pavilion was being built. But the team improved by five victories overall and by two in Atlantic Coast Conference play during the 2012-13 season. The Jackets made significant improvements statistically according to the NCAA rankings and won three ACC games on the road, including eventual ACC champion Miami, ranked No. 6 at the time.

Every senior on the Tech team has graduated during Gregory's time. The Yellow Jackets also have made significant strides in the NCAA's Academic Progress Report, moving from last to sixth in the ACC during his tenure.

Carter, Jr., Sidelined with Knee Injury

Robert Carter, Jr., is sidelined indefinitely due to a tear of the meniscus in his left knee.

A magnetic resonance imaging test taken last Tuesday revealed the injury, which Carter, Jr., sustained during Tech's game at Charlotte. The 6-8 forward from Thomasville, Ga., had surgery on the knee Tuesday, and his recovery timetable is unknown at this time.

"He's a tough kid, and this hit him pretty hard," said Gregory. "He's done everything we've asked of him this year. He's changed his body, he's become more aggressive on the glass, and his stats clearly show that he was having a tremendous sophomore season for us. He's a big part of what we do both offensively and defensively. We won't know exactly what the nature of the injury is until the surgery occurs."

Carter, Jr., was tied for the Atlantic Coast Conference lead in rebounding (9.3 per game) and was fourth on the Tech team in scoring (10.3 points per game) at the time of his injury. He has started all 44 games in his Tech career.

Jorgenson Lost for Season with Knee Injury

Freshman guard Travis Jorgenson will miss the rest of the 2013-14 season after suffering a torn anterior cruciate ligament in his right knee during Tech's Nov. 20 game against Dayton.

The 6-0 guard sustained the injury in the second half of the game, and an MRI test taken the next day revealed the tear. Surgery to repair the ligament was successfully performed on Dec. 12.

The Columbia, Mo., native had played in all four games off the bench, averaging 4.3 points and 2.5 assists in just under 20 minutes per game.

Games of November Remembered

Georgia Tech's opener against Presbyterian was significant because it was the earliest calendar date that Georgia Tech has ever played a regular-season basketball game. It fell one day earlier than last year's opener against Tulane, and Tech's season opener of the 2007-08 season against UNC

Greensboro, which both fell on Nov. 9.

- The Yellow Jackets played eight games scheduled in the month of November, an all-time high. Tech previously played seven games in November in the 2011-12, 2010-11 and 2006-07 seasons.

- A check of Tech's all-time scores and accounting for the number of games it has played in November provides a glimpse into the gradual lengthening of the college basketball season over time. In three seasons under Gregory, Tech has averaged 6.9 November games. Tech averaged 4.9 in 11 seasons under Paul Hewitt, with a low of two in the 2002-03 season. Tech averaged 2.5 games in November in 19 seasons under Bobby Cremins, including NONE in the 1992-93 season, and 1.3 games in November in eight seasons under Dwane Morrison. Whack Hyder's 22 Tech teams played a TOTAL of four November games.

- Tech's first November game was played Nov. 30, 1956, also the first game ever played at Alexander Memorial Coliseum, and resulted in a 71-61 loss to Duke. The Jackets are 101-37 all-time in November, including an 13-6 mark under Gregory.

Making History

Georgia Tech has made a little bit of history during its first two-plus seasons under head coach Brian Gregory.

- The first came quickly, a 68-56 win over Georgia in Athens on Dec. 7, 2011, the team's first victory in Athens in 35 years.

- With its 80-71 win at Georgia on Nov. 15, Tech has now defeated its in-state rival three consecutive years for the first time since winning three straight from 1992-94. The Jackets have also won back-to-back games in Athens for the first time since winning three straight there from 1959-61.

- For the first time since Roy Mundorff in 1946-47 and 1947-48, Gregory has won in his first three tries against state-rival Georgia.

- Tech won three ACC road games, the most for the Yellow Jackets since the 2007-08 season, when they went 4-4 on the road. Tech was 3-29 on the road in the four seasons in between.

- Put another way, Tech has won three of its last five ACC road games after winning three of the previous 36 dating back to the beginning of the 2008-09 season.

- One of those road wins was Tech's first-ever victory over Virginia Tech in Blacksburg, a 64-54 win last Feb. 9. That came after seven losses in Cassell Coliseum.

- Like his two predecessors, Brian Gregory captured his first career ACC victory on the road (82-71 over NC State on Jan. 11). Bobby Cremins defeated Maryland for his first, 45-43 on Dec. 23, 1981, while Paul Hewitt won at Virginia, 73-68, on Jan. 9, 2000.

- On March 6 of last season, Tech beat a top-10 team on the road (No. 6 Miami) for the first time since 2004.

TECH NOTEBOOK

GAMES STARTED

	Consec.	2013-14	Career	Career ACC
Chris Bolden	3	8	23	16
Robert Carter, Jr.	44	13	44	18
Marcus Georges-Hunt	44	17	47	23
Trae Golden	7	16	*74	4
Corey Heyward	1	1	1	0
Kammoon Holsey	4	4	47	31
Travis Jorgenson	0	0	0	0
Daniel Miller	110	17	110	57
Jason Morris	4	4	30	22
Solomon Poole	1	5	5	0
Stacey Poole, Jr.	0	0	0	0
Quinton Stephens	0	0	0	0

**includes starts at Tennessee*
Career ACC includes ACC Tournament starts

DOUBLE FIGURES OFF THE BENCH IN 2013-14

Player	Points	Opponent/Date
Poole	*24	Mississippi, 11/29/13
Bolden	14	Notre Dame, 1/11/14
Golden	13	ETSU, 12/7/13
Poole, Jr.	11	ETSU, 12/7/13
Poole	11	at Vanderbilt, 12/21/13
Holsey	10	at Georgia, 11/15/13
Holsey	10	Dayton, 11/20/13
Holsey	10	NC A&T, 11/24/13
Stephens	10	MVSU, 11/26/13
Stephens	10	at Maryland, 1/4/14

**team-high*

TECH HONOR ROLL

Chris Bolden	
Academic All-ACC team	2012-13
Robert Carter, Jr.	
ACC All-Freshman team (coaches)	2012-13
ACC Rookie of the Week	3/4/13
Marcus Georges-Hunt	
Academic All-ACC team	2012-13
ACC Rookie of the Week	11/26/12, 12/10/12
Daniel Miller	
ACC All-Defensive team (media)	2012-13

GEORGIA TECH'S

CONFERENCE AFFILIATIONS

Southern Conference	1922-32
Southeastern Conference	1933-64
Metro Conference	1975-78
Atlantic Coast Conference	1979-present

Tech Signs Two in Class of 2014

Georgia Tech signed 6-2 guard Tadic Jackson and 6-10 Ben Lammers to letters of intent on the first day of the early signing period Nov. 13.

Jackson, a 6-2, 205-pounder from Tift County High School in Tifton, Ga., is a 4-star prospect ranked as high as 68th nationally in the class of 2014 (by ESPN.com) and is rated the top guard in the state by national recruiting analyst Justin Young on Hoopseen.com. Rated 14th nationally at his position, the left-handed Jackson averaged 15.4 points a game as a junior last season, which ranked 17th in class AAAAAA, and helped Tift County to a 26-5 record and a state ranking of No. 3. He plays for the Georgia Stars AAU team.

Lammers, a 6-10, 225-pounder, attends Alamo Heights High School in San Antonio, Texas. The 3-star prospect is rated the 10th-best overall prospect in the state of Texas according to Texas-hoops.com and the 19th-best center in the nation. An all-state performer each of the last two years, Lammers averaged 15 points, 10 rebounds and 4.5 blocks per game as a junior, helping Alamo Heights advance to the class AAAA regional finals and a 32-4 final record. Lammers, whose father played football at Texas A&M, played AAU ball for the South Texas Spurs.

ACC Schedule Notes for 2013-14

New Atlantic Coast Conference members Notre Dame and Pittsburgh will visit McCamish Pavilion this season as part of Georgia Tech's 18-game conference schedule, while Boston College, Clemson, Duke, Miami, North Carolina, Virginia and Virginia Tech are on the Yellow Jackets' home men's basketball schedule for the 2013-14 season.

- The Yellow Jackets have home-and-away series with Clemson and Notre Dame (Tech's permanent partners), as well as Duke and Boston College.

- Miami, North Carolina, Pittsburgh, Virginia and Virginia Tech come to Atlanta, while Tech has road trips to new member Syracuse, Florida State, Maryland, NC State and Wake Forest. (Wake Forest is no longer a permanent home-and-away partner for Tech.)

- Tech is the only ACC team to begin with two straight road games. Tech also has a three-game homestand in January, followed by four road games in the next five, followed by a four-game homestand in February, then three consecutive road games in late February/early March. Tech finishes with a home game against Virginia Tech.

- Of the three new conference members for 2013-14, Tech had faced **Notre Dame** the most, winning six of eight meetings in the series that dates back to 1941. Tech is 5-0 all-time against **Pitt**, and 2-2 against Syracuse.

Non-Conference Slate Strongest Under BG

With five games against major conference teams and two others against perennially strong mid-major opponents, Georgia Tech has faced a significantly stronger non-conference schedule in its third season under head coach Brian Gregory.

- In the same season that former Big East powers Notre Dame, Pittsburgh and Syracuse join the ACC, the Yellow Jackets had Illinois and Day-

ton at home, and traveled to Charlotte, Georgia and Vanderbilt. This is in addition to the Barclays Center Classic tournament over Thanksgiving weekend, in which Tech played Mississippi (an NCAA team), and St. John's (NIT).

- By the numbers, Tech played three non-conference games on the opponent's home court, as opposed to one last year (at Illinois in the Big Ten/ACC Challenge), and five non-conference games away from home altogether. Of the five non-conference games against the power five conference foes, four of those were played away from home.

- Tech faced five RPI top 100 teams (based on CBSports.com rankings at the time of the game) among its 13 non-conference games, and had only three foes ranked beyond 300, as opposed to five last year. Including ACC opponents, Tech is facing 16 teams that made the NCAA or NIT championships last season, as opposed to 14 on last year's schedule, and 17 RPI top 100 foes.

- Tech averaged 72.0 points per game in its pre-conference schedule, nearly six points per game better than 2012-13 (66.6) and eight better than 2011-12 (63.8). Tech also posted better numbers over last year in field goal percentage (44.3/44.0), free throw percentage (70.5/64.3), free throws made per game (15.5/11.4), assists (14.9/14.2) and rebound margin (+7.3/+5.9).

- Tech's defensive numbers also rose over last year's pre-conference schedule (65.0 ppg/53.5, 38.8 pct. FG/35.1), but its ranking within the conference remained similarly high. Tech ranked 56th nationally (7th in the ACC) in scoring defense, 29th in field goal percentage defense (6th in the ACC).

- In its non-conference schedule, Tech played six teams ranked 116 or higher in the CBSports.com RPI rankings (Illinois 17, St. John's 56, Dayton 57, Mississippi 73, Vanderbilt 84, Charlotte 116), only two of those at home.

Tech's Accomplishments in 2012-13

- With its March 6 win at No. 6 Miami, Tech beat a top-25 team for the first time since March 12, 2010, a 69-64 win over No. 19 Maryland in the ACC Tournament. Tech beat a top-25 team on the road for the first time since Jan. 16 of that year, beating No. 12 North Carolina, 73-71.

- Tech beat a team ranked in the top 10 for the first time since Jan. 9, 2010, a 71-67 home-court victory over Duke. Tech's last win over a top-10 team on the road also came against Duke, on March 3, 2004 in Cameron Indoor Stadium by a 76-68 score.

- For head coach Brian Gregory, it matched the highest-ranking for an opponent one of his teams has beaten. Dayton defeated No. 6 Pittsburgh, 80-55, on Dec. 29, 2007.

- Tech's 16 wins were its most since the 2009-10 season, when the Yellow Jackets went 23-13 (18-11 in the regular season, 7-9 in the ACC).

- Georgia Tech accomplished its first season sweep of an ACC opponent (Wake Forest) since the 2010-11 season (also Wake Forest).

- Tech finished the season five games ahead of its mark from a year ago and surpassed its conference win total (4) from 2011-12.

- Tech improved its record in each month of

TECH NOTEBOOK

McCAMISH PAVILION 411

Name: McCamish Pavilion (mc-CAME-ish), named for Atlanta insurance executive Hank McCamish who gave the lead gift for the facility

Capacity: approximately 8,600 (6935 court level, 1665 balcony level)

Cost: \$50 million

Contractor: Whiting-Turner

Architect: Populous

Cremins Court: the court remains named for the former Tech head coach

Alexander Courtyard: located at the Fowler Street entrance, honors the former Tech director of athletics and the history of the former Tech home arena named for him

Grand entrance: 10th and Fowler Streets, foyer includes graphic representations of retired jerseys and Tech's two Final Four appearances

Other entrances: West entrance off Fowler Street (students and media), East entrance from main arena parking (for club patrons)

Features: center-hung scoreboard and video boards, mezzanine fascia ribbon boards, theatrical lighting, primarily chairback seating, club area

FACTS AND DATES

- 2,500 cubic yards of concrete removed
- 3,000 cubic yards of concrete installed
- 500 tons of new steel installed
- Over 1 mile of new railing installed
- 20,000 gallons of paint used
- 2,000 feet of new mechanical piping
- 2,500 feet of new ductwork
- \$4M in new audio-visual and scoreboards
- 50 TV's throughout the concourse and Callaway Club
- Farthest distance material has traveled to get on site: 4,835 miles
- Shortest distance material has traveled to get on site: 1 mile
- Number of Tech alumni involved in the project: over 100
- Number of days construction took: 520
- Number of 1950's old style Coke bottles found while installing the underground foundations: 11
- Number of new staircases: 13
- Number of new sports lights for the competition floor: Over 300
- 270-degree court view from concourse

Groundbreaking: May 5, 2011

Opening: October, 2012

First public event: Oct. 21, Jacket Jam (men's and women's scrimmages)

First men's game: Nov. 9 vs. Tulane

Head coaches: Brian Gregory of Georgia Tech, Ed Conroy of Tulane

Officiating crew: Karl Hess, Gary Maxwell, Raymond Styons

TV announcer crew: Tom Werme, Cory Alexander (ACC Network)

First Tech points: Marcus Georges-Hunt (2 FT, 18:13, 1st half)

First basket: Tulane's Josh Davis (18:44, 1st half)

Attendance: 8,600 (sellout)

Men's Sellouts: 4

First women's game: Nov. 11 vs. Tennessee

this season over the corresponding month last season, except March.

• Tech secured a winning season in year two under Gregory. No Tech coach since Dwight Keith in 1945 had posted a winning record in his second year on the Flats.

• Tech finished its first season in McCamish Pavilion with an 11-6 record (3-6 ACC) and averaged 7,365 in attendance with four sellouts.

And the Children Shall Lead

Marcus Georges-Hunt and Robert Carter, Jr., became the first two freshmen to rank 1-2 on Georgia Tech's team in scoring since 2006-07, and the third freshman duo to accomplish that at Tech. Only other five teams in ACC history (two from Tech) have had freshmen rank 1-2 on their teams.

Georges-Hunt (10.8 ppg) was the Yellow Jackets' only player in double figures for the season, and Georges-Hunt was the only ACC freshman to lead his team in scoring.

Javaris Crittenton and Thaddeus Young, who each averaged 14.4 points during the 2006-07 season, were the last freshmen to finish 1-2 on the Tech scoring chart. Mark Price, who led the ACC in scoring at 20.3 points per game, and John Salley (11.5) also turned the trick in 1982-83.

Tech has had a freshman lead its team in scoring five times previously, first with Jim Wood (11.1) in 1973-74. That average was the lowest figure to lead a Yellow Jacket team in the modern era (since 1949-50) until Georges-Hunt.

Arts and Letters

Not only has Georgia Tech improved on the court since Gregory arrived, but has made big strides in the classroom as well. Beginning with Moe Miller and Lance Storrs in the summer after Gregory took the head coaching position at Tech, every senior in the program has graduated, including Derek Craig and Nick Foreman in 2012.

Last year's senior class included Mfon Udofia, who finished his business administration degree work in the summer, and Pierre Jordan, who completed his Masters degree requirements in building construction in the spring. Brandon Reed graduated in the summer with his management degree before transferring back to Arkansas State to play his final year of basketball.

Sophomores Chris Bolden and Marcus

Georges-Hunt made the Academic All-ACC team as freshmen, and the Yellow Jackets have had at least one player named to that team since it was instituted for the 2010-11 season.

Tech's men's basketball scored a perfect 2010-11 team single year Academic Progress Report score of 1000 in the 2010-11 APR Report, a first for the program, and posted a four-year average of 972, an all-time high, last spring.

Stability in the Lineup

Head coach Brian Gregory utilized seven different starting lineups in 2011-12. Two players - Kammeon Holsey and Daniel Miller - started every game.

In 2012-13, he went with essentially two different lineups, and three players - Carter, Jr., Miller and Mfon Udofia - started every game. Tech's lineup for 14 of the first 15 games was Mfon Udofia and Brandon Reed at the guards, Marcus Georges-Hunt and Robert Carter, Jr., at the forwards and Daniel Miller at center. Chris Bolden replaced Reed in game 16 at Duke and started 15 of the last 16 games.

This season, Gregory has made two significant lineup changes, and injury has forced a third. Carter, Jr., Georges-Hunt and Miller have started every game, though Kammeon Holsey will take Carter, Jr.'s place while he is sidelined. Solomon Poole started Tech's first five games, then gave way to Chris Bolden, who started six of the next seven. Jason Morris took Bolden's place Dec. 29 at Charlotte.

Buzz Bytes

• Tech shot 50 percent or better from the floor seven times last season, four this season. Tech is 17-2 under Brian Gregory when shooting 50 percent.

• The Yellow Jackets are 24-10 overall under Brian Gregory when they record more assists than turnovers.

• With Daniel Miller jumping center, Tech has controlled the opening tip in 57 of 79 games since the beginning of the 2011-12 season.

• Tech is 10-7 in games decided by 10 or fewer points over the last two seasons, 5-3 this season. The Jackets were 3-11 in such games in 2011-12.

• The Yellow Jackets are 29-3 under Brian

TECH ALL-TIME VS. THE ACC

Opponent	Overall	in ACC	Tourney	Longest Win Streak	Longest Losing Streak	Current Streak
Boston College	9-8	5-7	0-0	4 games (1986-2006)	3 games (2012-present)	Lost 3
Clemson	59-63	31-40	2-0	7 games (1943-66)	14 games (1972-81)	Lost 7
Duke	23-67	19-54	3-7	2 games (5 times)	15 games (1997-2004)	Lost 6
Florida State	27-37	17-23	0-2	5 games (1995-97)	8 games (2007-present)	Lost 8
Maryland	36-40	36-36	4-4	10 games (1984-88)	9 games (1972-81, 2005-10)	Lost 1
Miami	7-10	5-10	0-1	4 games (1967-2005)	4 games (2006-08)	Won 1
North Carolina	24-63	22-49	5-4	4 games (2010-11)	20 games (1971-84)	Lost 3
NC State	37-54	29-40	3-3	7 games (1994-97)	9 games (1977-83)	Lost 3
Notre Dame	7-2	1-0	0-0	5 games (1972-present)	1 game (twice)	Won 5
Pittsburgh	5-1	0-1	0-0	5 games (1966-89)	1 game (2014-present)	Lost 1
Syracuse	2-2	0-0	0-0	2 games (1985-01)	2 games (2002-present)	Lost 2
Virginia	39-35	37-34	5-4	9 games (1990-94)	8 games (1981-83)	Lost 1
Virginia Tech	5-14	4-10	1-3	1 game	4 games (2011-13)	Won 1
Wake Forest	38-37	37-35	0-4	12 games (1985-91)	9 games (1965-83)	Won 3

TECH NOTEBOOK

Gregory when leading at the 5-minute mark.

- Tech's rally from 12 points down against Illinois on Dec. 3 was the second-largest deficit Tech has overcome to win a game in Brian Gregory's two-plus seasons. The Jackets came back from 13 points down in the second half to win at No. 6 Miami last March, and erased a 13-point first-half deficit to beat VCU in Gregory's first season.

- Tech's 15-point lead (first-half) against Vanderbilt matched the largest lead the Yellow Jackets have held in a game they lost under Gregory (Tech also held early 15-point leads against St. John's this season and Boston College in last year's ACC Tournament). Tech held an 11-point second-half lead against Virginia Tech last season (Jan. 12) and lost that game in overtime.

Case for Tech's Defense

- Tech ranked 33rd in the nation last season in adjusted defensive efficiency as calculated by Ken Pomeroy, allowing 91.6 points per 100 possessions. Miami (18), Virginia (20) and Duke (23) ranked ahead of Tech among ACC teams.

- Tech ranks 86th in Pomeroy's defensive efficiency ranking this year, and the Yellow Jackets are 85th in scoring defense and 44th in field goal percentage defense.

- Only nine opponents have shot 50 percent from the floor against Tech since Brian Gregory became head coach.

- Tech has held 30 teams (eight ACC teams) under 60 points since Brian Gregory arrived and allowed only 17 to score as many as 70.

- The Yellow Jackets have held 33 of 76 foes under 40 percent from the floor under Gregory (six this season), seven under 30 percent.

- Only seven opponents have scored as many as 80 points, only one of those has reached 90, in Gregory's tenure.

- Tech gave up 62.6 points per game in 2011-12, which was the program's fifth lowest yield going back to the 1955-56 season, the first year statistics are available. Last season's yield was 62.4 ppg, which ranks fourth.

- Only one other Tech team (1984-85, 59.4 ppg) surrendered fewer points per game vs. the ACC than did Brian Gregory's first Tech team (65.5). Last year's yield of 67.1 ppg ranked fourth-lowest since the Jackets joined the ACC.

- Only three Tech teams since 1960 limited ACC teams to a lower field goal percentage than last year's team (40.3 pct.). Only four Tech teams in the ACC era have posted a better field goal percentage yield against the conference (43.2 pct. last year). Tech allowed ACC teams 42.5 percent last season, which became the third-best figure.

Eight Tech Alumni on NBA Rosters

Eight former Georgia Tech basketball stars were on NBA team rosters when the season opened, more than any team in the ACC except Duke (15) and North Carolina (14).

The newcomer in the Tech group is Glen Rice, Jr., who starred last season in the NBA's developmental league. He was selected by Philadelphia in the second round of the NBA draft and traded to Washington, where he opened the season.

Two players began the season with new teams. Jarrett Jack, a 10-year NBA veteran who helped lead Golden State to the NBA playoffs a year ago, signed with Cleveland in the off-season. Anthony Morrow began his eighth season in the league as a member of the re-named New Orleans Pelicans.

Chris Bosh, who spent the first seven years of his NBA career in Toronto, began his fourth season in Miami looking for his third NBA title with the Heat. Thaddeus Young is in his seventh season as one of the leaders of the Philadelphia 76ers, while Will Bynum, a member of Tech's 2004 Final Four team, is in his sixth year in Detroit.

Iman Shumpert is being looked upon to fill a leadership role in his third season with the New York Knicks after his career was interrupted by a knee injury a year ago, and Derrick Favors recently agreed to a new contract with Utah, where he is emerging as a star in his sixth NBA season.

Welcome to The Hank

Georgia Tech played the 2012-13 season in a building that was, for all intents and purposes, brand new. The only physical elements of McCamish Pavilion that remain from the venerable Alexander Memorial Coliseum are the roof, which has been re-covered, and the 32 steel ribs that support it.

The capacity of McCamish Pavilion is 8,600, including 1,665 seats in the

new balcony level and 6,935 seats in the lower seating bowl. There are no suites, but there is a premium club area that seats 500. Alexander Memorial Coliseum seated 9,191 spectators in its final configuration.

The most striking features of McCamish Pavilion are its grand entrance, which fronts 10th and Fowler Streets, the ability for patrons to view the court from the main concourse nearly all the way around, and the theatrical lighting system, which bathes the court in bright light while leaving the seating areas dark, modeled after the Staples Center in Los Angeles and Madison Square Garden in New York.

Tech played 55 seasons in Alexander Memorial Coliseum, compiling a record of 556-194 (.741). Miami was the last team to play Tech in Alexander Memorial Coliseum, a game Tech won, and was the first ACC team to play in McCamish Pavilion on Jan. 5, which Miami won. For the 2011-12 season, Tech played its home games at Philips Arena and the Arena at Gwinnett.

They Said it...

- "They have a very good team with some injuries that they're suffering through and we're fortunate to get them in that situation. Marcus Georges-Hunt is a very good player. We recruited him. We know how good he is. We've played against Trae Golden before, and he continued to get to the lane and drive us." - **Pittsburgh coach Jaime Dixon after Tech's 81-74 loss on Jan. 14**

- "When you've played well for 35 minutes and you're not able to finish the game off, that hurts. So to do this, get down and come back and win, is great. The one thing that is our biggest challenge though is sustaining. Did we learn from that? The next time we have to go back and think, 'last time that happened, do we remember that?' Then you have to fight back and get through it. That consistency - that would be a big step for us." - **Tech coach Brian Gregory after Tech's win over Notre Dame Jan. 11**

- "That was a great atmosphere. The one thing I tried to tell our fans and our team going into the ACC is that it's going to be harder to win on the road than in the Big East because everything is an on campus facility. We'd play Georgetown down in the Verizon Center, we'd buy a lot of tickets. When we'd play DePaul in the All-State Arena, we'd buy tickets. We'd play Villanova downtown where the 76ers play. None of that happens in the ACC playing on the road, and today was the ultimate. Their fans were great. Their fans gave them probably the confidence to win the basketball game." - **Notre Dame head coach Mike Brey following Tech's win Jan. 11**

- "Our game plan changed from the one that we had because we were anticipating that, how we were defending that. So we had to change that during the game because of how they changed. And again, I think the things that they did were really good and tough for us to defend." - **Duke head coach Mike Krzyzewski after Tech's Jan. 7 loss**

- "GT post Robert Carter is quietly becoming a double double machine. He has excellent hands and feel. Great player to build around." - **Dec. 17 tweet from ESPN analyst and former college coach Seth Greenberg**

- "I remember what Carter, Jr. looked like last year in Champaign and you can tell he's really worked on his body. He looks great. Miller is older, a red-shirt guy, good size. I really have a lot of respect for Kammeon Holsey. I love the motor he plays with. I enjoy watching him on film because I think he plays hard all the time. It looks like he'd be fun to coach. They have great size and experience and weight and girth down there." - **Illinois head coach John Groce**

- "The thing is he does that sometimes so effortlessly that you don't realize how hard he is playing. As a coach, you always want more from guys, you do, but he just got 15 and 15. Do you know how hard that is to do in a game? That's hard - in only 30 minutes. He had a rebound every two minutes. That's off the charts." - **Head coach Brian Gregory on Robert Carter's performance against Kennesaw State**

- "If there's a better post defender in the ACC, we'd like to see him. Miller regularly neutralizes the opponent's best interior scorer and has given Brian Gregory stability in the pivot as he attempts to rebuild the Yellow Jackets program." - **Jon Rothstein of CBSSports.com**

- "I've had freshmen before where I had to tour campus to find somebody that they could guard. Travis has been well coached. Quinton has been well coached as well. They both played in high school/prep school programs that were coached by college-type coaches. Same thing ... both those guys were coached in summer ball by former college coaches. That's helped them." - **Head coach Brian Gregory on the readiness of freshmen Travis Jorgenson and Quinton Stephens**

- "I wouldn't be honest if I didn't say I want our seniors to go out with

TECH NOTEBOOK

some post-season experience." - *Head coach Brian Gregory on goals for this season*

Tech's NCAA Tournament History

Georgia Tech played in the NCAA Tournament five times in 11 seasons under head coach Paul Hewitt and has played in the event 16 times in its history. Fifteen of those appearances have occurred from 1985 to the present.

Tech has a record of 23-16 in NCAA Tournament play, highlighted by its 2004 trip to the NCAA title game as well as a Final Four berth in 1990. The Yellow Jackets have reached the NCAA Sweet 16 seven times (1960, 1985, 1986, 1990, 1992, 1996, 2004).

The 2004 and 2005 appearances were the Yellow Jackets' first back-to-back appearances since Bobby Cremins led the Institute to the Big Dance nine straight years from 1985-93.

Georgia Tech has won at least one game in 11 of its 16 NCAA Tournament appearances.

Tech's ACC Tournament History

Georgia Tech has played in 34 ACC Tournaments, and has a 24-31 all-time record in the event. The Yellow Jackets have won three championships, in 1985 (Atlanta), 1990 (Charlotte) and 1993 (Charlotte).

Tech has been a runner-up four times (1986, 1996, 2005, 2010). The 1986, 1996 and 2010 runs to the finals occurred in Greensboro.

Tech is 6-4 in ACC Tournament games played in Atlanta, going 4-2 in three tournaments at the Omni, including the 1985 title, and 2-2 in two tournaments at the Georgia Dome.

Tech was 0-2 in the ACC Tournament under coach Dwane Morrison, 15-16 under Bobby Cremins (including all three titles) and 9-11 under Paul Hewitt (runner-up in 2005 and 2010).

The Jackets are 3-5 when opening the tournament on Thursday.

BRIAN GREGORY

Head Coach - 3rd Season at Tech

Brian Gregory, who led the University of Dayton to 97 victories over his last four years there and worked under Tom Izzo at Michigan State when the Spartans won the 2000 NCAA championship, was named Georgia Tech's head basketball coach on March 28, 2011.

Gregory engineered a winning season and a five-win improvement for the Yellow Jackets in 2012-13, and secured his 200th career victory on Nov. 8 against Presbyterian.

Gregory is the 13th head coach in Yellow Jacket history. Gregory coached eight seasons at Dayton where he compiled a record of 172-94 and participated in the NCAA Tournament or NIT five times. His 2003-04 and 2008-09 teams earned NCAA Tournament berths, and the Flyers captured the 2010 NIT crown after beating North Carolina in the championship game.

The 1990 Oakland (Mich.) University graduate won 150 games faster (seven seasons) than any coach in Dayton history. Over the last four seasons combined, his teams went 13-4 against BCS-level teams.

Gregory clearly put an emphasis on academics during his tenure at Dayton and has continued that at Tech. Entering the 2013-14 season, every senior who has played for Gregory has graduated. All seven seniors who played on the 2010 NIT title team graduated that spring.

Prior to becoming the head coach at Dayton, Gregory spent the second of two highly-successful stints at Michigan State, where he was an assistant coach for two years before being promoted to associate head coach under Izzo for the 2001-02 and 2002-03 seasons. During those four years, the Spartans won one NCAA championship (2000), made three Elite Eight appearances, two Final Fours and claimed two Big Ten Conference championships.

A native of Mount Prospect, Ill., Gregory became a full-time assistant coach at Michigan State in 1992 and remained there when Izzo replaced Jud Heathcote as head coach. Gregory left to work one season under Stan Joplin at Toledo in 1996, then returned to the Big Ten where he worked as an assistant coach under Kevin O'Neill at Northwestern for two seasons.

Gregory as a Head Coach

Season	School	Overall	Conference	Postseason
2003-04	Dayton	24-9	12-4/1st West	NCAA
2004-05	Dayton	18-11	10-6/T2nd West	
2005-06	Dayton	14-17	6-10/T11th	
2006-07	Dayton	19-12	8-8/T7th	
2007-08	Dayton	23-11	8-8/T7th	NIT
2008-09	Dayton	27-8	11-5/T2nd	NCAA Tournament
2009-10	Dayton	25-12	8-8/T7th	NIT Champions
2010-11	Dayton	22-14	7-9/T8th	NIT
Dayton Totals		172-94	70-58	
2011-12	Georgia Tech	11-20	4-12	--
2012-13	Georgia Tech	16-15	6-12	--
2013-14	Georgia Tech	10-7	1-3	--
Georgia Tech Totals		37-42	11-27	
Career Totals		209-136	81-85	

Gregory as an Assistant Coach

- Michigan State (1992-96, 1999-2003)
- Associate head coach under Tom Izzo, 2001-03
- Assistant coach under Tom Izzo, 1999-2000
- Assistant coach under Tom Izzo, 1995
- Assistant coach under Jud Heathcote 1992-94
- 2000 NCAA champions; Two Final Fours
- Northwestern (1997-99) - Assistant coach under Kevin O'Neill
- Toledo (1996-97)

Personal

- Master of arts in athletic administration at Michigan State, 1992
- Bachelor of arts in secondary education from Oakland University, 1990
- Three-time all-conference selection
- Named Academic All-American in 1990
- Inducted into Oakland University Hall of Fame in 1997
- Attended the U.S. Naval Academy in 1985-86
- Played on the Navy team that featured David Robinson and advanced to the Elite Eight of the NCAA Tournament
- Family: Gregory and his wife, Yvette, have two daughters, Isabella, Elyse

PLAYER UPDATES

11 • Chris Bolden • G • 6-3 • So.

- Aggressive scoring guard who gave Tech an offensive boost once ACC play began last season and developed into a better all-around player.
- Saw his first action against Dayton on Nov. 20 (3 pts, 1 assist in 19 minutes off the bench) after a three-game suspension at the start of the season, and has struggled to get in the flow offensively.
- Broke out of a season-long offensive struggle to score 14 points against Notre Dame on 1/11, matching career highs for 3s made (4) and attempted (8) ... Hit two big FT in the final minute to help preserve the victory, and added two assists and two steals in 33 minutes.
- Played a solid 21 minutes at Duke on 1/7, scoring five points (2-4 FG) and making his only three-point try.
- Has started eight games, averaging 4.9 points and hitting 25 percent from the floor (27.7 pct. on 3s) ... Averaging more than one assist per game and has 12 steals.
- Started 15 of the last 16 games his freshman year and reached double digits in six ... Made his first career start at Duke on Jan. 17 and scored 20 points (7-of-13 FG, 4-of-8 on threes).
- Had two of the three highest scoring games by Tech players last season, including a 21-point effort at Miami, his career high ... At Miami, he made a game-tying three and a layup which gave Tech its first lead with 3:38 left.
- Third on the team in scoring (9.5 ppg) vs. the ACC, and hit 36.5 percent of his threes, 38.5 percent overall, with 25 assists and a team-high 19 steals ... Led the team in threes attempted (35-for-115).

Bolden Career Highs

Points: 21, at Miami -- 03-06-13
Rebounds: 5, Virginia -- 2/3/13 ; Florida State -- 2/5/13
Assists: 4, Virginia Tech -- 1/12/13 ; at Virginia Tech -- 2/9/13
Steals: 4, Wake Forest -- 1/26/13 ; at Wake Forest -- 2/16/13
Blocks: 1, 5 times
FG made: 8, at Miami -- 03-06-13
FG attempts: 18, at Miami -- 03-06-13
3FG made: 4, Notre Dame -- 1/11/14 ; at Miami -- 3/6/13 ; at Duke -- 1/17/13
3FG attempts: 8, Notre Dame -- 1/11/14 ; at Miami -- 3/6/13 ; at Duke -- 1/17/13
FT made: 5, Virginia -- 2/3/13
FT attempts: 7, Virginia -- 2/3/13
Minutes: 37, Virginia -- 2/3/13

4 • Robert Carter, Jr. • F • 6-8 • So.

- Earned a spot in Tech's starting lineup for last year's season-opener and had started 44 straight games, but is sidelined indefinitely after suffering a meniscus tear in his left knee during Tech's game at Charlotte on Dec. 29 ... Had surgery to repair the cartilage on Jan. 7, and timetable for return still unknown.
- Had been strong on the glass this season, averaging 9.3 rebounds per game (1st in the ACC, top 50 in the NCAA) at the time of his injury.
- Posted four double-doubles this season, making eight for his career, including a 15-point, 15-rebound effort against Kennesaw State.
- Other double-doubles this year against Presbyterian (13 pts, 10 rebs), Mississippi Valley State (13 pts, 15 reb) and Mississippi (11 pts, 13 reb) ... Pulled 13 rebounds against North Carolina A&T.
- Averaging 10.3 points (4th for Tech) and hitting 50 pct. of his field goals, boosted by a career-high 21 points against Illinois (6-of-10 FG) in which he canned two 3s in a 12-0 Tech run late in the game.
- Has team-high 14 steals and has blocked 17 shots (2nd to Miller).
- Has 10 double-digit rebound games in his career, including season highs of 12 vs. North Carolina (Jan. 23) and Chattanooga last season.
- Scored in double digits seven times this season -- and 21 times in his career.
- Tech's second-leading scorer last season at 9.9 ppg (14 double-digit scoring games, seven in ACC games) and led the team in rebounds (6.7 per game, 12th in the ACC), two ahead of Miller.
- In ACC games: 9.9 ppg (team-high) and 6.5 rpg (2nd on the team), 44.6 pct. FG, 34.1 pct. on 3s.
- Received an invitation to compete in the trials for the USA Basketball Under-19 team during the summer of 2013.

Carter, Jr., Career Highs

Points: 21, Illinois -- 12/3/13
Rebounds: 15, Miss. Valley State -- 11/26/13 ; Kennesaw State -- 12/16/13
Assists: 4, Miss. Valley State -- 11/26/13
Steals: 3, North Carolina A&T -- 11/24/13 ; Presbyterian -- 11/8/13 ; The Citadel -- 12/22/12
Blocks: 5, Delaware State -- 11/11/13
FG made: 9, Wake Forest -- 1/26/13
FG attempts: 12, Virginia Tech -- 1/12/13 ; Fordham -- 12/29/12 ; UNC Wilmington -- 12/8/12
3FG made: 2, 4 times
3FG attempts: 4, 4 times
FT made: 7, Illinois -- 12/3/13
FT attempts: 8, Virginia Tech -- 1/12/13 ; Illinois -- 12/3/13
Minutes: 33, Virginia Tech -- 1/12/13

32 • Brooks Doyle • G • 6-4 • So.

- Non-scholarship player who enrolled at Tech in the summer of 2012 and began working out with the team.
- Has played in 12 games in his career, five this season.
- Hit his first collegiate three and scored four points against Alabama State in five minutes in December 2012.
- Scored two points in three minutes against Presbyterian to open this season ... Career high six minutes against MVSU (3 pts) ... Saw his first ACC action against Pittsburgh.

Doyle Career Highs

Points: 4, Alabama State -- 12/17/12
Rebounds: 2, Presbyterian -- 11/8/13
Assists: 2, East Tennessee State -- 12/7/13
FG made: 1, Miss. Valley State -- 11/26/13 ; Presbyterian -- 11/8/13 ; Alabama State -- 12/17/12
FG attempts: 2, East Tennessee State -- 12/7/13
3FG made: 1, Miss. Valley State -- 11/26/13 ; Alabama State -- 12/17/12
3FG attempts: 1, 4 times
FT made: 1, Tulane -- 11/9/12 ; Alabama State -- 12/17/12
FT attempts: 2, Tulane -- 11/9/12 ; Alabama State -- 12/17/12
Minutes: 6, East Tennessee State -- 12/7/13 ; Mississippi Valley State -- 11/26/13

3 • Marcus Georges-Hunt • F • 6-5 • So.

- Versatile performer who excels on both ends of the floor and rebounds well.
- Tech's second-leading scorer (12.0 ppg) and No. 4 rebounder (4.2 rpg) ... Hitting 45.5 percent of his field goals and 32 percent of his threes ... Second on team in assists (2.5 per game) and steals (15).
- Scored in double digits in three ACC games, including a team-high 18 (8-12 FG, 2-4 on 3s) with four rebounds and two assists at Duke on 1/7 ... Went just 2-for-10 for nine points against Notre Dame, but tied a career high with six assists and scored four points at the FT line in 37 minutes.
- Scored 20 points against Illinois, including seven during a closing 19-4 run for the Jackets to win the game, and had a complete game with three assists, two 3s, 4-4 FT and just one turnover ... Followed that with 18 points against ETSU ... Scored just 10 against Kennesaw State, but five of them came in the final two minutes as Tech pulled away from the Owls.
- Has recorded five or more assists three times in his last nine games, totalled 29 against just 13 turnovers ... Averaged 12.4 ppg with seven double-digit efforts over the same stretch.
- Scored in double digits in Tech's first five games and 13 times overall, the same sort of consistency he showed last season in becoming the sixth Tech freshman to lead the Jackets in scoring.
- Led Tech with 17 points (7-14 FG) and grabbed nine rebounds against Presbyterian ... Went 7-for-8 at the line and scored 11 at Georgia ... 6-for-10 FG for 16 points and three assists vs. Dayton.
- Led Tech in scoring at 10.8 ppg last season ... Became the sixth Tech freshman to lead the team in scoring, and first since 2006-07.
- Reached double figures in scoring in 31 of 48 games in his career (11 in ACC games).
- Has the lowest turnover rate on the team (27 in 521 minutes) ... Had just 35 turnovers last season (one every 25.6 minutes) and was third on the team with 46 assists.

PLAYER UPDATES

• Received an invitation to compete in the trials for the USA Basketball Under-19 team during the summer of 2013.

Georges-Hunt Career Highs

Points: 21, vs Boston College -- 3/14/13
Rebounds: 11, vs Boston College -- 3/14/13
Assists: 6, Notre Dame, 1/11/14; at Miami -- 3/6/13
Steals: 2, 10 times
Blocks: 1, 9 times
FG made: 8, at Duke -- 1/7/14; East Tennessee State -- 12/7/13; vs Boston College -- 3/14/13
FG attempts: 20, vs Boston College -- 3/14/13
3FG made: 4, The Citadel -- 12/22/12
3FG attempts: 6, Georgia -- 12/4/12; vs Boston College -- 3/14/13
FT made: 7, at Georgia -- 11/15/13
FT attempts: 8, at Georgia -- 11/15/13; Georgia -- 12/4/12
Minutes: 37, Notre Dame -- 1/14/14

23 • Trae Golden • G • 6-2 • Sr.

- Tech's leading scorer back and forth with Marcus Georges-Hunt, currently No. 1 at 13.6 ppg ... Also leads the team in assists (3.47 per game) and free throw shooting (76.3 pct.).
- Scored 20 or more points three times in the last five games, averaging 16.8 points and 3.5 assists over that stretch ... Has shot 46 percent from the floor, 37 percent on threes and 70 percent from the free throw line.
- Scored 20 points, including a 3-point FG to put Tech ahead to stay in the final moments of the Jackets' 74-69 win against Notre Dame on 1/11 ... Went 8-for-11 from the floor with four assists ... Followed that with 22 (6-16 FG, 4-10 on 3s) against Pitt.
- Scored a game-high 24 points, and 10 of Tech's last 11, including what proved to be the game-winning three-point basket in the Yellow Jackets' 58-55 win at Charlotte on Dec. 29.
- Scored eight points with four assists and only one turnover in 38 minutes at Duke ... Might have played 40 minutes if not for a cramping episode.
- Averaging 15 points and hitting 44 percent of his field goal tries in ACC games, while also averaging a team-high 3.25 assists.
- Leads team in minutes (30.9 per game), and has been to the free throw line a team-high 97 times (eight more than Tech's leader in FTA last season) in 17 games ... Ranks fifth in the ACC in most free throws attempted per game.
- Has scored in double digits in 13 games so far, and surpassed the 1,000-point mark for his career against NC A&T (now has 1,162).
- Voted a team captain along with Daniel Miller and Kammeon Holsey despite having been on the team only a few months.
- Two-year starter at Tennessee from the greater Atlanta area who quickly earned the respect of his Tech teammates and has given the Yellow Jackets experience and scoring punch from the backcourt.
- Played in 96 games, starting 58, during the last three seasons for the Volunteers ... Decided to transfer to Georgia Tech for his final year of eligibility for family reasons.
- At Tennessee, compiled career averages of 9.7 points, 3.6 assists and 2.4 rebounds, shooting 39.7 percent from the floor, 32.7 percent from three-point range and 80.5 percent from the free throw line.

Tech Career Highs

Points: 24, at Charlotte -- 12/29/13
Rebounds: 6, vs Mississippi -- 11/29/13; vs Ole Miss -- 11/29/13
Assists: 7, North Carolina A&T -- 11/24/13
Steals: 2, East Tennessee State -- 12/7/13
FG made: 8, Notre Dame -- 1/11/14
FG attempts: 16, Pittsburgh -- 1/14/14
3FG made: 4, Pittsburgh -- 1/14/14; at Charlotte -- 12/29/13
3FG attempts: 10, Pittsburgh -- 1/14/14
FT made: 11, North Carolina A&T -- 11/24/13
FT attempts: 12, North Carolina A&T -- 11/24/13
Minutes: 38, Duke, 1/7/14; North Carolina A&T -- 11/24/13

Tennessee Career Highs

Points: 32, at Texas A&M -- 2/23/13
Rebounds: 8, at Georgetown -- 11/30/12
Assists: 11, Louisiana-Monroe -- 11/16/11
Steals: 3, vs. Memphis -- 11/22/11; at College of Charleston -- 12/14/11; Connecticut -- 1/21/12
Blocks: 1 vs. three teams
FG made: 11, Chattanooga -- 1/2/12
FG attempts: 20, at Texas A&M -- 2/23/13
3FG made: 5, UNC Greensboro -- 11/11/11
3FG attempts: 9, Mercer -- 3/20/13; UNC Greensboro -- 11/11/11; Chattanooga -- 1/2/12; Mississippi -- 3/9/12
FT made: 13, Wichita State -- 12/13/12
FT attempts: 16, Wichita State -- 12/13/12
Minutes: 42, vs. Memphis -- 11/22/11

41 • Colin Gurry • G • 6-1 • So.

- Second year in the program as a non-scholarship player ... Did not dress for any games last year, but traveled to road games late in the season ... Made his first collegiate appearance vs. Presbyterian and has played in three games.
- Works with the Yellow Jackets' "Iron Five" scout team throughout the season.
- Named to the ACC Academic Honor Roll in 2013.
- Lettered four years in basketball at Canton High School ... Played wing positions and power forward on his team ... Named team MVP and served as team captain as a senior.

Gurry Career Highs

Steals: 1, East Tennessee State -- 12/7/13
Minutes: 3, East Tennessee State -- 12/7/13

30 • Corey Heyward • G • 6-0 • r-Fr.

- Reserve point guard who has become a key member of the Tech bench of late, averaging 14 minutes off the bench against Notre Dame and Pittsburgh while providing good defense and some key playmaking (4 assists, no turnovers).
- Played 12 important minutes against Notre Dame with two assists, no turnovers and four rebounds as Trae Golden was in late foul trouble.
- Has played in all but one game (DNP vs. Dayton) and made one start against East Tennessee State.
- Began getting more court time after Travis Jorgenson went down with a knee injury Nov. 20, including a season-high 21 minutes against East Tennessee State and 10 against Kennesaw State.
- Scored his first collegiate field goal against Mississippi Valley State (N26) ... Has 12 assists and eight steals in his limited time.
- Sat out the 2012-13 season after tearing the anterior cruciate ligament in his left knee in late June of 2012, had surgery in July ... Re-injured the knee in the fall and underwent a second surgery on Dec. 13 of last year.
- Began doing limited work during the summer and resumed full activity at the start of pre-season practice Sept. 27.

Heyward Career Highs

Points: 2, Delaware State -- 11/11/13; Miss. Valley State -- 11/26/13; Kennesaw State -- 12/16/13
Rebounds: 4, Notre Dame -- 1/11/14
Assists: 3, East Tennessee State -- 12/7/13
Steals: 2, at Georgia -- 11/15/13
Blocks: 1, at Charlotte -- 12/29/13; East Tennessee State -- 12/7/13
FG made: 1, Pittsburgh -- 1/14/14; Miss. Valley State -- 11/26/13; Kennesaw State -- 12/16/13
FG attempts: 3, Miss. Valley State -- 11/26/13
3FG attempts: 2, Miss. Valley State -- 11/26/13
FT made: 2, Delaware State -- 11/11/13
FT attempts: 2, Delaware State -- 11/11/13; Miss. Valley State -- 11/26/13; vs St. John's -- 11/30/13
Minutes: 21, East Tennessee State -- 12/7/13

PLAYER UPDATES

24 • Kammeon Holsey • F • 6-8 ½ • r-Sr.

- One of the ACC's top sixth men all last year and the first half of this season, but joined the starting lineup for Tech's game at Maryland Jan. 4 after Robert Carter, Jr., sustained a knee injury.
- Averages 7.0 ppg and 5.4 rpg ... Had typically been Tech's first sub into the game.
- Scored 25 points and grabbed 12 rebounds in Tech's last two games, hitting 12-of-18 shots from the floor.
- Turned in his best game of the season against Notre Dame, scoring 13 points (6-9 FG) and grabbing seven rebounds ... Followed with 12 points and five rebounds against Pitt.
- Has hit 51.1 percent from the floor (55.1 pct. in ACC games) and a career-best 75.8 percent from the foul line.
- Five double-digit scoring games this year, first three came in consecutive games against Georgia, Dayton and N.C. A&T ... Grabbed career-high 12 rebounds at Georgia and notched his second career double-double (10 pts) in the Tech victory.
- Gave Tech good energy off the bench with his aggressiveness in the post as a junior and the first half of this season after starting all 31 as Tech's 4-man as a sophomore.
- Has made a dramatic improvement at the free throw line ... Converted 61.4 percent of his free throws last season, which itself was a major improvement over his first two years (48.4 pct. as a freshman, 52.7 pct. as a sophomore).
- Needs 15 points for 800 in his career (now has 785) and and 31 rebounds for 500 in his career (now has 469).
- Scored in double figures 34 times for his career (15 times last year), and his only other career double-double came against Maryland as a sophomore (16 pts/10 rebounds).
- Missed one game in his career (due to illness as a freshman).

Holsey Career Highs

Points: 21, Delaware State -- 11/14/11

Rebounds: 12, at Georgia -- 11/15/13

Assists: 4, Wake Forest -- 1/26/13

Steals: 4, Albany -- 11/17/10

Blocks: 2, 5 times

FG made: 9, Delaware State -- 11/14/11

FG attempts: 13, at North Carolina -- 1/23/13

FT made: 7, NC State -- 2/9/12

FT attempts: 9, North Carolina A&T -- 11/24/13

Minutes: 32, Boston College -- 1/8/11

10 • Travis Jorgenson • G • 6-0 • Fr.

- Promising freshman season came to a halt when he injured his knee in the second half against Dayton, the season's fourth game ... MRI on Nov. 21 revealed a torn ACL in his right knee, will miss the remainder of the season ... Underwent successful surgery Dec. 12.
- Averaged 4.3 points and 2.5 assists in 19.5 minutes per game.
- Coaches like his tremendous basketball IQ and the unique ability to create scoring opportunities for himself and others.
- Helped New Hampton to a 17-12 record in 2012-13, averaging a team-high 13.2 points and 5.0 assists per game while also averaging 4.1 rebounds and shooting 32 percent on three-point field goals.
- Earned all-state honors from both coaches and media his sophomore and junior seasons at Rock Bridge HS in hometown of Columbia, Mo. ... Helped the school to a three-year record of 71-18 and two top-8 state playoff finishes.

Jorgenson Career Highs

Points: 8, Presbyterian -- 11/8/13

Rebounds: 4, Presbyterian -- 11/8/13

Assists: 5, Presbyterian -- 11/8/13

Steals: 4, Presbyterian -- 11/8/13

FG made: 2, at Georgia -- 11/15/13; Presbyterian -- 11/8/13

FG attempts: 6, Presbyterian -- 11/8/13

3FG made: 2, Presbyterian -- 11/8/13

3FG attempts: 3, Presbyterian -- 11/8/13

FT made: 3, at Georgia -- 11/15/13

FT attempts: 4, at Georgia -- 11/15/13

Minutes: 24, Presbyterian -- 11/8/13

5 • Daniel Miller • C • 6-11 ½ • r-Sr.

- Current averages of 10.5 ppg and 7.9 rpg (5th in the ACC) are career highs, as is his 60.7 pct. shooting clip from the floor ... No. 2 in the ACC with 2.3 blocked shots per game.
- Has reached double figures in scoring in nine games, and in rebounds in six games.
- Has been up to the task in ACC games, even without post partner Robert Carter, Jr., averaging 10.8 ppg, 7.3 rpg, hitting 52.9 pct. from the floor, and has blocked 13 shots.
- Notched his third double-double of the season and eighth of his career with 10 points and 13 rebounds against Notre Dame (four blocks, two assists and two steals) ... Followed with 12 points (5-7 FG) with five blocks against Pitt.
- Scored 14 points (7-11 FG) with eight rebounds, two assists and three steals at Duke ... Posted his second double-double of the season (16 pts, 10 reb) at Vanderbilt.
- Scored a career-high 20 points (7-9 FG, 6-6 FT) in Tech's loss to Dayton, and had a standout effort against Kennesaw State (16 pts, 6-9 FG, 4-5 FT, 8 rebs, 2 assists, 3 blocks, 3 steals).
- Had nine points in Tech's win over Illinois, including the bucket that put Tech ahead to stay with 24 seconds left, his first-ever game-winning basket ... Had 14 points and 13 rebounds at Georgia.
- Named to the ACC's All-Defensive team last season and led the ACC in blocked shots.
- Passed John Salley for second place on Tech's career blocked shots list (has 245) against Pitt when he swatted away five, and is tied with North Carolina's Sam Perkins for 15th place on the all-time ACC list.
- Has 153 career assists (only 157 turnovers) and rarely is in foul trouble.
- Has 14 double-digit rebound games (five this season) and 37 double-digit scoring games for his career.
- Surpassed 800 career points at Duke (now has 827) ... Needs two rebounds to reach 700 for his career and has reached 15th place on Tech's career chart ... Needs four to tie Lenny Horton (1977-80) for 14th place ... He is third among active ACC players in career rebounds.
- Has not missed a game in his Tech career, starting 110 straight, and is one shy of Travis McKie of Wake Forest for the most by an active ACC player ... Only Tech player to start every game the last three-plus years.

Miller Career Highs

Points: 20, Dayton -- 11/20/13

Rebounds: 15, Delaware State -- 11/14/11

Assists: 6, Tulane -- 11/9/12; Delaware State -- 11/14/11

Steals: 4, Duke -- 1/7/12

Blocks: 7, Charleston Southern -- 11/12/10

FG made: 8, at Miami -- 03-06-13; at Clemson -- 1/29/13

FG attempts: 14, at Boston College -- 2/29/12

3FG attempts: 1, Virginia Tech -- 1/12/13

FT made: 12, Maryland -- 2/27/13

FT attempts: 12, Maryland -- 2/27/13

Minutes: 45 (2ot), Charlotte -- 1/2/11; 36 (regulation), Duke -- 1/17/13

14 • Jason Morris • G/F • 6-5 ½ • Sr.

- Potentially explosive scorer when at his best, had surgery Oct. 14 to repair a stress fracture in his left foot, his third injury to the foot in the last three years.
- Played for the first time this season against Kennesaw State (D16) after missing the first 10 games ... Started four straight games at Charlotte, Maryland, Duke and Notre Dame before suffering a mild concussion in an auto accident on 1/11, forcing him to miss the Pitt game.
- Averaged 3.3 points and 3.7 rebounds in 17.3 minutes in ACC games.
- Has started 30 games in his career, 20 of those as a sophomore ... Missed 10 games with plantar fasciitis in his left foot last year.
- Last double-digit game occurred last season at Illinois (10 points) ... Hit 41.9 pct. of his three-point tries.
- Has 17 double-digit games in his career, including a career-best of 22 against Wake Forest late in his sophomore year ... Career marks of 34.6 percent from three-point range and 70.9 percent from the free throw line before this season.
- Reached 500 points for his career at Charlotte.

PLAYER UPDATES

Morris Career Highs

Points: 22, Wake Forest -- 3/3/12
Rebounds: 9, vs Rice -- 11/22/12
Assists: 4, at Virginia Tech -- 2/18/12
Steals: 4, at Wake Forest -- 3/3/11
Blocks: 3, Alabama A&M -- 12/19/11 ; at Tulane -- 12/3/11
FG made: 8, Wake Forest -- 3/3/12
FG attempts: 16, Wake Forest -- 3/3/12
3FG made: 5, Wake Forest -- 3/3/12
3FG attempts: 7, at Fordham -- 12/29/11 ; Wake Forest -- 3/3/12
FT made: 7, Northwestern -- 11/29/11
FT attempts: 7, Northwestern -- 11/29/11 ; Mercer -- 12/31/10
Minutes: 33, Delaware State -- 11/14/11 ; Duke -- 1/7/12 ; at Virginia Tech -- 2/18/12

31 • Aaron Peek • G/F • 6-4 • Jr.

- Non-scholarship forward who joined the team after a tryout prior to the beginning of practice in October, 2011.
- Played in 11 games in his career, including three this season ... Played a career-high four minutes against Alabama State ... Did not score.

Peek Career Highs

Points: 2, East Tennessee State -- 12/7/13
Rebounds: 2, East Tennessee State -- 12/7/13
Steals: 1, Fordham -- 12/29/12
Blocks: 1, Wake Forest -- 1/26/13 ; Fordham -- 12/29/12
FG made: 1, East Tennessee State -- 12/7/13
FG attempts: 2, East Tennessee State -- 12/7/13
3FG attempts: 1, Presbyterian -- 11/8/13 ; Siena -- 11/23/11
Minutes: 4, Alabama State -- 12/17/12

2 • Solomon Poole • G • 6-0 • So.

- Highly-rated guard from Jacksonville, Fla., who signed a letter-of-intent with Georgia Tech in November of 2012 and moved into the backup point guard role midway early in the ACC schedule.
- Started five games, and has averaged 6.4 points and compiled a 29/27 assist/turnover ratio ... Scored five points in the ACC opener at Maryland ... Has not played the last two games due to a migraine.
- Has the team's highest success rate on 3s (35.1 pct.) on 57 attempts (2nd on the team).
- Scored a career-high 24 points (9-16 FG, 5-9 3s) against Mississippi at the Barclays Center Classic ... Only other double-digit game came at Vanderbilt (11 pts, 3-of-8 on 3s).
- Hit a pair of threes and scored eight points against Presbyterian ... Followed that with a career-high eight assists and just one turnover against Delaware State ... Five points, two assists and one turnover at Georgia
- Underwent surgery on his right shoulder following last season to repair a torn labrum, was back on the court for summer drills.
- Made his collegiate debut last December against Alabama State, and played in 21 games (all 18 ACC games) after becoming eligible, scoring at least two points in 13 games while totaling 21 assists ... Averaged 9.5 minutes in ACC games, but struggled shooting the ball (28.9 pct. overall).

Poole Career Highs

Points: 24, vs Ole Miss -- 11/29/13
Rebounds: 3, at Duke -- 1/17/13 ; Delaware State -- 11/11/13 ; Miss. Valley State -- 11/26/13
Assists: 8, Delaware State -- 11/11/13
Steals: 2, at Duke -- 1/17/13
Blocks: 1, Dayton -- 11/20/13 ; at Vanderbilt -- 12/21/13
FG made: 9, vs Ole Miss -- 11/29/13
FG attempts: 16, vs Ole Miss -- 11/29/13
3FG made: 5, vs Ole Miss -- 11/29/13
3FG attempts: 9, vs Ole Miss -- 11/29/13
FT made: 2, Delaware State -- 11/11/13 ; Alabama State -- 12/17/12
FT attempts: 3, vs Ole Miss -- 11/29/13
Minutes: 30, Delaware State -- 11/11/13

1 • Stacey Poole, Jr. • G/F • 6-4 ½ • Jr.

- Transfer from Kentucky who enrolled at Georgia Tech for the spring semester of 2011 and became eligible to play for Tech Dec. 15, 2012.
- Given Tech good energy and toughness on defense off the bench, and has been effective with those assets.
- Came up big to help keep Tech in the game against No. 22 Pitt, scoring seven points (2-4 FG, 3-3 FT, no turnovers) in 17 minutes ... Scored five points with three rebounds in the ACC opener at Maryland.
- Averaged 4.3 points, hit 44 percent from the floor, eight assists and eight turnovers.
- Scored career-high 11 points against East Tennessee State, including 3-for-4 on 3s ... Did not score against Illinois, but took two big charges on defense.
- Came off the bench to spark an 8-0 run to end the first half against Presbyterian, scored six points with two assists ... Scored six points against Delaware State in nine minutes ... Five points in 11 minutes at Georgia.
- Played in 13 ACC games last season, averaging 6.2 minutes ... Best ACC games last season were Jan. 12 against Virginia Tech (five points, three boards, one assist in 16 minutes) and Jan. 26 against Wake Forest (six points, 3-6 FG in 14 minutes).

Tech Career Highs

Points: 11, East Tennessee State -- 12/7/13
Rebounds: 5, The Citadel -- 12/22/12 ; Fordham -- 12/29/12
Assists: 2, Miami -- 1/5/13 ; Presbyterian -- 11/8/13
Steals: 1, 7 times
Blocks: 1, Wake Forest -- 1/26/13 ; East Tennessee State -- 12/7/13
FG made: 3, 4 times
FG attempts: 9, The Citadel -- 12/22/12 ; East Tennessee State -- 12/7/13
3FG made: 3, East Tennessee State -- 12/7/13
3FG attempts: 4, East Tennessee State -- 12/7/13
FT made: 3, 5 times
FT attempts: 6, Fordham -- 12/29/12
Minutes: 21, The Citadel -- 12/22/12

Kentucky Career Highs

Points: 3, Notre Dame -- 12/8/10
Rebounds: 2, Winthrop -- 12/22/10 ; Coppin State -- 12/28/10
Assists: 1, Boston University -- 11/30/10
FG made: 1, Notre Dame -- 12/8/10
FG attempts: 3, Indiana -- 12/11/10
3FG made: 1, Notre Dame -- 12/8/10
3FG attempts: 1, four times
FT made: 1, Coppin State -- 12/28/10
FT attempts: 2, Coppin State -- 12/28/10
Minutes: 8, Washington -- 11/23/10

42 • Rand Rowland • G • 6-6 • Fr.

- First year in the program as a non-scholarship player, joining the team in the summer of 2013.
- Excellent athlete who works with Tech's big men in practice.
- Versatile athlete who played basketball, golf and tennis and ran cross country at White County High School.
- Played three seasons of basketball for coach Sam Borg, earning second-team all-region honors in 2013.
- Helped carry the golf team to the region 8AAA championship in 2013.

PLAYER UPDATES

13 • Robert Sampson • F • 6-8 • Sr.

- Transfer from East Carolina who started 51 games the last two years ... Will sit out the 2013-14 season and have one year of eligibility to play in 2014-15
- Played in 96 games for the Pirates over the last three seasons.
- Started all 33 games in which he played in 2012-13, averaging a career-best 9.1 points and 9.2 rebounds per game ... Posted 16 double-digit scoring games
- Led the team in rebounds, ranking 36th nationally, and blocks per game (1.8) while hitting 49 percent of his shots from the floor.
- Earned all-tournament honors in helping East Carolina win the 2013 Collegians.com Tournament, the Pirates' first-ever post-season championship ... Helped ECU tie a school record for victories with a 23-12 overall record and finish fourth in the Conference USA standings at 9-7.
- Younger of two sons of Naismith Hall of Famer Ralph Sampson who have played college basketball ... Older brother, Ralph III, was a four-year letterwinner at Minnesota.
- Attended Northview High School in suburban Atlanta for his freshman and sophomore years before moving to a school in Nevada and attending the Bullis School in Maryland as a senior.

East Carolina Career Highs

Points: 19, at Marshall -- 2/11/12
Rebounds: 18, Appalachian State -- 11/20/12
Assists: 4, North Carolina Wesleyan -- 1/5/13
Steals: 3, at Central Florida -- 2/18/12; North Carolina Wesleyan -- 1/5/13; Houston -- 1/16/13; Savannah State -- 3/19/13; Rider -- 3/23/13
FG made: 7, at Marshall -- 2/11/12; Appalachian State -- 11/20/12
FG attempts: 14, at Massachusetts -- 12/22/12
3FG made: 3, at SMU -- 2/1/12
3FG attempts: 6, at Georgia State -- 11/26/12
FT made: 4, Gardner-Webb -- 12/18/12
FT attempts: 10, Gardner-Webb -- 12/18/12
Minutes: 42, Southern Mississippi -- 2/16/13

12 • Quinton Stephens • F • 6-8 1/2 • Fr.

- Long, slender forward with excellent shooting touch and range ... Coaches like his versatility and a basketball IQ "beyond his years."
- Played in 16 games (DNP vs. Illinois) and averaged 11.3 minutes as a front-court reserve ... Coaches now asking him to play minutes at both the 3 and 4 positions in the wake of the injury to Robert Carter, Jr.
- Averaged 6.5 points and 2.8 in Tech's four ACC games, hitting 9-of-21 FG, 4-of-11 on 3s, in 18 minutes per game.
- Scored eight points, six of them in the second half, including two free throws with three seconds left to seal Tech's win over Notre Dame ... Fouled out in 10 minutes against Pitt, but still assisted on four baskets (no turnovers) and made a 3.
- Scored 10 points (3-5 FG, two 3s) with six rebounds at Maryland, his second double-digit game this season, in 19 minutes ... Played 18 minutes at Charlotte (4 pts, 6 reb, 2 assists, 2 steals), most of them at the small forward spot.
- Posted nine points and a season-best seven rebounds against East Tennessee State (4-7 FG, 2 blocks) ... Sparked Tech in the first half at Georgia with seven points and four rebounds ... Played 20 minutes against MVSU, posting his first double-figure scoring game (10 pts, 4-8 FG).
- Served notice of his potential when he grabbed 16 rebounds and scored nine points in 19 minutes in Tech's exhibition win over Young Harris.
- First Tech scholarship recruit from Marist since Matt Harpring, joins Brooks Doyle as Marist alums on the current Tech roster.
- Two-time all-state selection who played all five positions on the floor at Marist ... 3-star prospect in all three major recruiting rankings and ranked as high as No. 78 nationally, No. 18 among the nation's small forwards.

Stephens Career Highs

Points: 10, at Maryland -- 01/04/14; Miss. Valley State -- 11/26/13
Rebounds: 7, East Tennessee State -- 12/7/13
Assists: 4, Pittsburgh -- 1/14/14
Steals: 2, vs Mississippi -- 11/29/13; vs Ole Miss -- 11/29/13
Blocks: 2, at Charlotte -- 12/29/13; East Tennessee State -- 12/7/13
FG made: 4, Miss. Valley State -- 11/26/13; East Tennessee State -- 12/7/13
FG attempts: 9, Notre Dame -- 1/11/14
3FG made: 2, at Maryland -- 01/04/14
3FG attempts: 4, at Duke -- 1/7/14
FT made: 2, at Maryland -- 01/04/14; Notre Dame -- 1/11/14; Presbyterian -- 11/8/13
FT attempts: 2, 5 times
Minutes: 21, Notre Dame -- 1/11/14

43 • Ron Wamer • G • 6-2 • So.

- Second year in the program as a non-scholarship player ... Did not dress for any games last year, but traveled to road games late in the season.
- Works with the Yellow Jackets' "Iron Five" scout team throughout the season.
- Played in three games this season, scoring his first field goal against East Tennessee State on D7.
- Lettered three years and was team captain at Mill Creek High School.
- Also pitched and played outfield on the baseball team for three years.
- Earned All-Gwinnett County honors from the Gwinnett Tip-Off Club in 2011
- Mill Creek's second all-time leading scorer, also holds school record for career free throws made.
- Wore No. 24 in high school, the reverse of his hero, Jackie Robinson, whose No. 42 is retired in baseball.

Wamer Career Highs

Points: 2, East Tennessee State -- 12/7/13
Rebounds: 1, East Tennessee State -- 12/7/13
FG made: 1, East Tennessee State -- 12/7/13
FG attempts: 1, Miss. Valley State -- 11/26/13; East Tennessee State -- 12/7/13
3FG attempts: 1, Miss. Valley State -- 11/26/13
Minutes: 3, East Tennessee State -- 12/7/13

2013-14 GEORGIA TECH BASKETBALL
Georgia Tech Combined Team Statistics (as of Jan 15, 2014)
All games

Overall record: 10-7 Conf: 1-3 Home: 8-2 Away: 2-3 Neutral: 0-2

#	Player	gp-gs	min	avg	Total		3-Point		F-Throw		Rebounds				pf	dq	a	to	blk	stl	pts	avg
					fg-fga	fg%	3fg-fga	3fg%	ft-fa	ft%	off	def	tot	avg								
23	Golden, Trae	17-16	526	30.9	69-159	.434	19-64	.297	74-97	.763	5	41	46	2.7	39	0	59	43	0	8	231	13.6
03	Georges-Hunt, Marcus	17-17	521	30.6	75-165	.455	16-50	.320	38-57	.667	28	44	72	4.2	38	1	43	27	5	15	204	12.0
05	Miller, Daniel	17-17	484	28.5	74-122	.607	0-0	.000	31-44	.705	41	94	135	7.9	36	1	21	20	39	19	179	10.5
04	Carter Jr., Robert	13-13	340	26.2	51-102	.500	4-16	.250	28-46	.609	27	94	121	9.3	28	1	17	23	17	14	134	10.3
24	Holsey, Kammeon	17-4	327	19.2	47-92	.511	0-0	.000	25-33	.758	35	56	91	5.4	48	1	10	21	5	6	119	7.0
02	Poole, Solomon	14-5	245	17.5	33-85	.388	20-57	.351	3-5	.600	3	12	15	1.1	23	0	29	27	2	3	89	6.4
11	Bolden, Chris	14-8	299	21.4	25-100	.250	13-47	.277	5-8	.625	6	18	24	1.7	22	0	16	12	2	12	68	4.9
01	Poole Jr., Stacey	15-0	146	9.7	22-50	.440	5-17	.294	16-26	.615	3	14	17	1.1	13	0	8	8	1	4	65	4.3
10	Jorgenson, Travis	4-0	78	19.5	5-16	.313	2-5	.400	5-6	.833	1	7	8	2.0	2	0	10	9	0	5	17	4.3
12	Stephens, Quinton	16-0	181	11.3	24-60	.400	6-20	.300	9-12	.750	13	25	38	2.4	26	1	12	8	7	4	63	3.9
14	Morris, Jason	6-4	82	13.7	6-21	.286	2-11	.182	1-5	.200	2	16	18	3.0	8	0	2	5	0	0	15	2.5
32	Doyle, Brooks	5-0	16	3.2	2-4	.500	1-2	.500	0-0	.000	0	3	3	0.6	3	0	3	1	0	0	5	1.0
31	Peek, Aaron	3-0	9	3.0	1-3	.333	0-1	.000	0-0	.000	1	2	3	1.0	1	0	0	0	0	0	2	0.7
43	Wamer, Ron	3-0	7	2.3	1-2	.500	0-1	.000	0-0	.000	0	1	1	0.3	0	0	0	2	0	0	2	0.7
30	Heyward, Corey	16-1	132	8.3	3-10	.300	0-4	.000	3-6	.500	2	9	11	0.7	18	0	14	7	2	9	9	0.6
41	Gurry, Colin	3-0	7	2.3	0-0	.000	0-0	.000	0-0	.000	0	0	0	0.0	0	0	0	1	0	1	0	0.0
Team											31	12	43				1					
Total.....		17	3400		438-991	.442	88-295	.298	238-345	.690	198	448	646	38.0	305	5	244	215	80	100	1202	70.7
Opponents.....		17	3400		395-970	.407	112-336	.333	249-362	.688	174	402	576	33.9	321	4	226	186	60	111	1151	67.7

TEAM STATISTICS	GT	OPP	Date	Opponent	Score	Att.
SCORING	1202	1151	11/8/13	PRESBYTERIAN	w 88-57	6798
Points per game	70.7	67.7	11/11/13	DELAWARE STATE	w 68-50	5390
Scoring margin	+3.0	-	11/15/13	at Georgia	w 80-71	10523
FIELD GOALS-ATT	438-991	395-970	11/20/13	DAYTON	L 72-82	6283
Field goal pct	.442	.407	11/24/13	NORTH CAROLINA A&T	w 78-71	5639
3 POINT FG-ATT	88-295	112-336	11/26/13	MISS. VALLEY STATE	w 76-59	5336
3-point FG pct	.298	.333	11/29/13	vs Mississippi	L 67-77	0
3-pt FG made per game	5.2	6.6	11/30/13	vs St. John's	L 58-69	3088
FREE THROWS-ATT	238-345	249-362	12/3/13	ILLINOIS	w 67-64	6516
Free throw pct	.690	.688	12/7/13	EAST TENNESSEE STATE	w 87-57	5889
F-Throws made per game	14.0	14.6	12/16/13	KENNESAW STATE	w 74-57	5972
REBOUNDS	646	576	12/21/13	at Vanderbilt	L 63-76	9022
Rebounds per game	38.0	33.9	12/29/13	at Charlotte	w 58-55	6150
Rebounding margin	+4.1	-	* 1/4/14	at Maryland	L 61-77	12545
ASSISTS	244	226	* 1/7/14	at Duke	L 57-79	9314
Assists per game	14.4	13.3	* 1/11/14	NOTRE DAME	w 74-69	7727
TURNOVERS	215	186	* 1/14/14	PITTSBURGH	L 74-81	7131
Turnovers per game	12.6	10.9				
Turnover margin	-1.7	-				
Assist/turnover ratio	1.1	1.2				
STEALS	100	111				
Steals per game	5.9	6.5				
BLOCKS	80	60				
Blocks per game	4.7	3.5				
ATTENDANCE	62681	50642				
Home games-Avg/Game	10-6268	5-9511				
Neutral site-Avg/Game	-	2-1544				

* - Conference game

Score by Periods	1st	2nd	Totals
Georgia Tech	586	616	1202
Opponents	516	635	1151

2013-14 GEORGIA TECH BASKETBALL
Georgia Tech Combined Team Statistics (as of Jan 15, 2014)
Conference games

RECORD:	OVERALL	HOME	AWAY	NEUTRAL
ALL GAMES	1-3	1-1	0-2	0-0
CONFERENCE	1-3	1-1	0-2	0-0
NON-CONFERENCE	0-0	0-0	0-0	0-0

##	Player	gp-gs	min	avg	Total		3-Point		F-Throw		Rebounds				pf	dq	a	to	blk	stl	pts	avg
					fg-fga	fg%	3fg-fga	3fg%	ft-fa	ft%	off	def	tot	avg								
23	Golden, Trae	4-4	138	34.5	22-50	.440	6-20	.300	10-17	.588	1	11	12	3.0	9	0	13	13	0	1	60	15.0
03	Georges-Hunt, Marcus	4-4	139	34.8	18-43	.419	6-16	.375	9-16	.563	4	7	11	2.8	11	1	11	8	0	2	51	12.8
05	Miller, Daniel	4-4	127	31.8	18-34	.529	0-0	.000	7-11	.636	6	23	29	7.3	6	0	7	6	13	7	43	10.8
24	Holsey, Kammeon	4-4	94	23.5	16-29	.552	0-0	.000	1-2	.500	8	11	19	4.8	14	0	2	4	2	1	33	8.3
12	Stephens, Quinton	4-0	72	18.0	9-21	.429	4-11	.364	4-4	1.000	3	8	11	2.8	12	1	5	3	2	1	26	6.5
11	Bolden, Chris	4-1	93	23.3	8-25	.320	6-15	.400	2-2	1.000	2	6	8	2.0	6	0	6	2	1	5	24	6.0
01	Poole Jr., Stacey	3-0	34	11.3	4-9	.444	0-4	.000	4-6	.667	1	4	5	1.7	4	0	0	1	0	0	12	4.0
14	Morris, Jason	3-3	52	17.3	4-12	.333	2-6	.333	0-2	.000	0	11	11	3.7	4	0	0	1	0	0	10	3.3
02	Poole, Solomon	2-0	20	10.0	2-8	.250	1-6	.167	0-0	.000	0	1	1	0.5	2	0	2	6	0	0	5	2.5
30	Heyward, Corey	4-0	30	7.5	1-2	.500	0-0	.000	0-0	.000	1	4	5	1.3	3	0	4	0	0	1	2	0.5
32	Doyle, Brooks	1-0	1	1.0	0-0	.000	0-0	.000	0-0	.000	0	0	0	0.0	0	0	0	0	0	0	0	0.0
Team											6	2	8				1					
Total.....		4	800		102-233	.438	25-78	.321	37-60	.617	32	88	120	30.0	71	2	50	45	18	18	266	66.5
Opponents.....		4	800		109-232	.470	27-70	.386	61-82	.744	37	108	145	36.2	68	0	63	35	9	21	306	76.5

TEAM STATISTICS	GT	OPP	Date	Opponent	Score	Att.
SCORING	266	306	* 1/4/14	at Maryland	L 61-77	12545
Points per game	66.5	76.5	* 1/7/14	at Duke	L 57-79	9314
Scoring margin	-10.0	-	* 1/11/14	NOTRE DAME	W 74-69	7727
FIELD GOALS-ATT	102-233	109-232	* 1/14/14	PITTSBURGH	L 74-81	7131
Field goal pct	.438	.470	* - Conference game			
3 POINT FG-ATT	25-78	27-70				
3-point FG pct	.321	.386				
3-pt FG made per game	6.3	6.8				
FREE THROWS-ATT	37-60	61-82				
Free throw pct	.617	.744				
F-Throws made per game	9.3	15.3				
REBOUNDS	120	145				
Rebounds per game	30.0	36.2				
Rebounding margin	-6.2	-				
ASSISTS	50	63				
Assists per game	12.5	15.8				
TURNOVERS	45	35				
Turnovers per game	11.3	8.8				
Turnover margin	-2.5	-				
Assist/turnover ratio	1.1	1.8				
STEALS	18	21				
Steals per game	4.5	5.3				
BLOCKS	18	9				
Blocks per game	4.5	2.3				
ATTENDANCE	14858	21859				
Home games-Avg/Game	2-7429	2-10930				
Neutral site-Avg/Game	-	0-0				

Score by Periods	1st	2nd	Totals
Georgia Tech	136	130	266
Opponents	144	162	306

2013-14 GEORGIA TECH BASKETBALL
Georgia Tech Points-Rebounds-Assists (as of Jan 15, 2014)
All games

Opponent	Date	Score		01	02	03	04	05	10	11
				POOLE JR.,	POOLE,SOLO	GEORGES-HU	CARTER JR.	MILLER,DAN	JORGENSON,	BOLDEN,CHR
PRESBYTERIAN	11/8/13	88-57	w	6-1-2	8-1-0	17-9-2	13-10-0	12-7-3	8-4-5	DNP
DELAWARE STATE	11/11/13	68-50	w	6-2-1	2-3-8	12-8-3	11-4-1	8-5-0	0-0-2	DNP
at Georgia	11/15/13	80-71	w	5-1-0	5-1-2	11-4-2	3-8-2	14-13-0	7-2-1	DNP
DAYTON	11/20/13	72-82	L	1-0-1	2-0-3	16-4-3	5-8-1	20-7-0	2-2-2	3-3-1
NORTH CAROLINA A&T	11/24/13	78-71	w	3-1-0	6-0-3	16-7-0	9-13-3	10-4-0	DNP	3-1-0
MISS. VALLEY STATE	11/26/13	76-59	w	4-1-1	5-3-3	6-2-3	13-15-4	8-12-1	DNP	9-3-0
vs Mississippi	11/29/13	67-77	L	2-0-0	24-0-2	10-5-0	11-13-0	2-5-2	DNP	3-1-1
vs St. John's	11/30/13	58-69	L	5-1-1	8-0-1	4-4-1	9-5-0	8-12-1	DNP	8-2-2
ILLINOIS	12/3/13	67-64	w	0-1-0	6-1-0	20-2-3	21-9-3	9-4-1	DNP	2-4-2
EAST TENNESSEE STATE	12/7/13	87-57	w	11-1-1	5-3-4	18-2-5	11-8-1	4-10-1	DNP	6-0-3
KENNESAW STATE	12/16/13	74-57	w	4-2-1	2-0-1	10-6-3	15-15-2	16-8-2	DNP	3-1-0
at Vanderbilt	12/21/13	63-76	L	6-1-0	11-2-0	3-4-5	5-5-0	16-10-1	DNP	7-1-1
at Charlotte	12/29/13	58-55	w	DNP	DNP	10-4-2	8-8-0	9-9-2	DNP	0-0-0
at Maryland	1/4/14	61-77	L	5-3-0	5-1-0	11-4-1	DNP	7-4-2	DNP	2-2-1
at Duke	1/7/14	57-79	L	0-1-0	0-0-2	18-4-2	DNP	14-8-2	DNP	5-0-0
NOTRE DAME	1/11/14	74-69	w	DNP	DNP	9-3-6	DNP	10-13-2	DNP	14-4-2
PITTSBURGH	1/14/14	74-81	L	7-1-0	DNP	13-0-2	DNP	12-4-1	DNP	3-2-3

Opponent	Date	Score		12	14	23	24	30	31	32
				STEPHENS,Q	MORRIS,JAS	GOLDEN,TRA	HOLSEY,KAM	HEYWARD,CO	PEEK,AARON	DOYLE,BROO
PRESBYTERIAN	11/8/13	88-57	w	2-3-1	DNP	12-2-3	8-6-1	0-0-1	0-1-0	2-2-0
DELAWARE STATE	11/11/13	68-50	w	2-1-0	DNP	16-2-3	9-4-1	2-0-0	DNP	DNP
at Georgia	11/15/13	80-71	w	7-4-0	DNP	18-2-1	10-12-0	0-0-1	DNP	DNP
DAYTON	11/20/13	72-82	L	0-0-0	DNP	13-2-3	10-3-0	DNP	DNP	DNP
NORTH CAROLINA A&T	11/24/13	78-71	w	1-0-0	DNP	20-1-7	10-6-2	0-1-0	DNP	DNP
MISS. VALLEY STATE	11/26/13	76-59	w	10-3-1	DNP	10-2-4	6-5-2	2-1-0	0-0-0	3-0-1
vs Mississippi	11/29/13	67-77	L	0-2-2	DNP	10-6-5	5-4-0	0-0-2	DNP	DNP
vs St. John's	11/30/13	58-69	L	2-1-0	DNP	9-2-4	4-5-0	1-1-1	DNP	0-0-0
ILLINOIS	12/3/13	67-64	w	DNP	DNP	3-2-3	6-5-1	0-1-0	DNP	DNP
EAST TENNESSEE STATE	12/7/13	87-57	w	9-7-1	DNP	13-2-5	6-7-0	0-2-3	2-2-0	0-1-2
KENNESAW STATE	12/16/13	74-57	w	0-0-0	0-0-0	15-5-4	7-7-0	2-0-1	DNP	DNP
at Vanderbilt	12/21/13	63-76	L	0-0-0	2-3-0	8-4-3	5-4-1	0-0-0	DNP	DNP
at Charlotte	12/29/13	58-55	w	4-6-2	3-4-2	24-2-1	0-4-0	0-0-1	DNP	DNP
at Maryland	1/4/14	61-77	L	10-6-0	5-5-0	10-5-3	6-4-0	0-0-0	DNP	DNP
at Duke	1/7/14	57-79	L	5-1-0	5-3-0	8-2-4	2-3-1	0-0-0	DNP	DNP
NOTRE DAME	1/11/14	74-69	w	8-3-1	0-3-0	20-2-4	13-7-0	0-4-2	DNP	DNP
PITTSBURGH	1/14/14	74-81	L	3-1-4	DNP	22-3-2	12-5-1	2-1-2	DNP	0-0-0

2013-14 GEORGIA TECH BASKETBALL
Georgia Tech Team Game-by-Game Comparison (as of Jan 15, 2014)
All games

Opponent	1st	2nd	Score	Mar	Total FG	FG Pct	3-Pointers	3FG Pct	Free Throws	FT Pct	Rebounds	Assist	T/Over	Block	Steal	Fouls
PRESBYTERIAN	42/32	46/25	88-57	+31	35-69/20-59	.507/.339	5-19/6-20	.263/.300	13-20/11-15	.650/.733	47/32 +15	18/9	6/13	5/2	10/5	18/18
DELAWARE STATE	31/18	37/32	68-50	+18	24-45/19-56	.533/.339	2-10/6-22	.200/.273	18-20/6-9	.900/.667	30/28 +2	19/12	12/12	7/1	5/3	11/19
Georgia	43/38	37/33	80-71	+9	26-67/23-60	.388/.383	4-14/6-20	.286/.300	24-31/19-29	.774/.655	49/40 +9	9/10	12/13	4/7	8/4	21/23
DAYTON	32/39	40/43	72-82	(10)	24-53/27-57	.453/.474	3-14/8-26	.214/.308	21-27/20-25	.778/.800	33/28 +5	14/17	19/11	4/3	7/17	18/22
NORTH CAROLINA A&T	33/37	45/34	78-71	+7	22-50/20-50	.440/.400	5-15/10-22	.333/.455	29-46/21-31	.630/.677	36/34 +2	15/16	10/14	1/3	9/2	24/33
MISS. VALLEY STATE	41/14	35/45	76-59	+17	31-61/20-62	.508/.323	5-14/11-29	.357/.379	9-17/8-14	.529/.571	49/28 +21	20/12	15/11	8/2	6/6	14/15
Mississippi	21/35	46/42	67-77	(10)	23-63/27-62	.365/.435	7-20/8-21	.350/.381	14-22/15-21	.636/.714	42/40 +2	14/12	12/10	2/10	7/6	16/21
St. John's	31/24	27/45	58-69	(11)	20-54/19-43	.370/.442	6-16/4-12	.375/.333	12-14/27-35	.857/.771	35/29 +6	11/11	20/13	3/7	5/10	30/15
ILLINOIS	36/33	31/31	67-64	+3	23-56/23-55	.411/.418	6-19/7-23	.316/.304	15-19/11-15	.789/.733	33/30 +3	13/13	9/11	2/7	2/3	12/19
EAST TENNESSEE STATE	44/23	43/34	87-57	+30	33-65/21-67	.508/.313	10-23/4-22	.435/.182	11-14/11-15	.786/.733	46/36 +10	26/13	17/15	7/1	10/13	16/15
KENNESAW STATE	38/26	36/31	74-57	+17	27-59/21-55	.458/.382	2-11/2-16	.182/.125	18-29/13-28	.621/.464	46/37 +9	14/10	11/11	6/4	7/7	19/25
Vanderbilt	31/29	32/47	63-76	(13)	25-65/26-52	.385/.500	4-25/7-15	.160/.467	9-16/17-29	.563/.586	39/37 +2	11/17	11/9	6/3	2/5	19/15
Charlotte	27/24	31/31	58-55	+3	23-51/20-60	.451/.333	4-17/6-18	.235/.333	8-10/9-14	.800/.643	41/32 +9	10/11	16/8	7/1	4/9	16/13
Maryland	29/43	32/34	61-77	(16)	23-60/28-60	.383/.467	5-19/10-19	.263/.526	10-15/11-17	.667/.647	36/34 +2	7/16	11/6	4/3	2/4	17/15
Duke	33/34	24/45	57-79	(22)	26-53/24-51	.491/.471	5-16/9-20	.313/.450	0-6/22-25	.000/.880	25/33 (8)	11/12	11/7	3/3	3/2	17/14
NOTRE DAME	39/35	35/34	74-69	+5	27-63/28-70	.429/.400	7-21/6-24	.333/.250	13-20/7-9	.650/.778	41/40 +1	17/17	11/8	6/2	6/6	13/18
PITTSBURGH	35/32	39/49	74-81	(7)	26-57/29-51	.456/.569	8-22/2-7	.364/.286	14-19/21-31	.737/.677	18/38 (20)	15/18	12/14	5/1	7/9	24/21

Note: Game totals are displayed in the format TEAM/OPPONENT for each category

2013-14 GEORGIA TECH BASKETBALL
Georgia Tech Individual Game-by-Game (as of Jan 15, 2014)
All games

#01 Poole Jr., Stacey

Opponent	Date	gs	min	Total		3-Pointers		Free throws		Rebounds				pf	a	t/o	blk	stl	pts	avg
				fg-fga	pct	3fg-fga	pct	ft-fa	pct	off	def	tot	avg							
PRESBYTERIAN	11/8/13		10	3-4	.750	0-1	.000	0-1	.000	0	1	1	1.0	0	2	0	0	1	6	6.0
DELAWARE STATE	11/11/13		9	2-2	1.000	1-1	1.000	1-1	1.000	1	1	2	1.5	0	1	1	0	0	6	6.0
at Georgia	11/15/13		11	2-5	.400	1-1	1.000	0-0	.000	0	1	1	1.3	2	0	0	0	0	5	5.7
DAYTON	11/20/13		7	0-1	.000	0-1	.000	1-2	.500	0	0	0	1.0	0	1	1	0	0	1	4.5
NORTH CAROLINA A&T	11/24/13		9	0-0	.000	0-0	.000	3-4	.750	0	1	1	1.0	2	0	1	0	1	3	4.2
MISS. VALLEY STATE	11/26/13		12	1-3	.333	0-0	.000	2-4	.500	0	1	1	1.0	0	1	0	0	0	4	4.2
vs Mississippi	11/29/13		9	1-4	.250	0-1	.000	0-0	.000	0	0	0	0.9	0	0	2	0	0	2	3.9
vs St. John's	11/30/13		7	1-1	1.000	0-0	.000	3-4	.750	0	1	1	0.9	3	1	1	0	0	5	4.0
ILLINOIS	12/3/13		5	0-2	.000	0-0	.000	0-0	.000	0	1	1	0.9	1	0	1	0	0	0	3.6
EAST TENNESSEE STAT	12/7/13		17	3-9	.333	3-4	.750	2-2	1.000	0	1	1	0.9	0	1	0	1	1	11	4.3
KENNESAW STATE	12/16/13		10	2-4	.500	0-2	.000	0-2	.000	0	2	2	1.0	1	1	0	0	1	4	4.3
at Vanderbilt	12/21/13		6	3-6	.500	0-2	.000	0-0	.000	1	0	1	1.0	0	0	0	0	0	6	4.4
at Maryland	1/4/14		12	2-3	.667	0-1	.000	1-1	1.000	1	2	3	1.2	1	0	0	0	0	5	4.5
at Duke	1/7/14		5	0-2	.000	0-2	.000	0-2	.000	0	1	1	1.1	1	0	1	0	0	0	4.1
PITTSBURGH	1/14/14		17	2-4	.500	0-1	.000	3-3	1.000	0	1	1	1.1	2	0	0	0	0	7	4.3
Totals		0	146	22-50	.440	5-17	.294	16-26	.615	3	14	17	1.1	13	8	8	1	4	65	4.3

Games played: 15
Minutes/game: 9.7
Points/game: 4.3
FG Pct: 44.0
3FG Pct: 29.4
FT Pct: 61.5

Rebounds/game: 1.1
Assists/game: 0.5
Turnovers/game: 0.5
Assist/turnover ratio: 1.0
Steals/game: 0.3
Blocks/game: 0.1

#02 Poole, Solomon

Opponent	Date	gs	min	Total		3-Pointers		Free throws		Rebounds				pf	a	t/o	blk	stl	pts	avg
				fg-fga	pct	3fg-fga	pct	ft-fa	pct	off	def	tot	avg							
PRESBYTERIAN	11/8/13	*	21	3-8	.375	2-6	.333	0-0	.000	0	1	1	1.0	1	0	1	0	0	8	8.0
DELAWARE STATE	11/11/13	*	30	0-4	.000	0-1	.000	2-2	1.000	0	3	3	2.0	2	8	1	0	0	2	5.0
at Georgia	11/15/13	*	15	2-6	.333	1-5	.200	0-0	.000	0	1	1	1.7	0	2	1	0	0	5	5.0
DAYTON	11/20/13	*	16	1-3	.333	0-2	.000	0-0	.000	0	0	0	1.3	4	3	3	1	1	2	4.3
NORTH CAROLINA A&T	11/24/13		15	2-6	.333	2-5	.400	0-0	.000	0	0	0	1.0	3	3	0	0	1	6	4.6
MISS. VALLEY STATE	11/26/13		17	2-4	.500	1-2	.500	0-0	.000	1	2	3	1.3	2	3	3	0	0	5	4.7
vs Mississippi	11/29/13		23	9-16	.563	5-9	.556	1-3	.333	0	0	0	1.1	2	2	0	0	1	24	7.4
vs St. John's	11/30/13		23	3-7	.429	2-5	.400	0-0	.000	0	0	0	1.0	4	1	4	0	0	8	7.5
ILLINOIS	12/3/13		21	2-6	.333	2-6	.333	0-0	.000	0	1	1	1.0	1	0	3	0	0	6	7.3
EAST TENNESSEE STAT	12/7/13	*	18	2-2	1.000	1-1	1.000	0-0	.000	0	3	3	1.2	0	4	1	0	0	5	7.1
KENNESAW STATE	12/16/13		9	1-6	.167	0-1	.000	0-0	.000	0	0	0	1.1	1	1	3	0	0	2	6.6
at Vanderbilt	12/21/13		17	4-9	.444	3-8	.375	0-0	.000	2	0	2	1.2	1	0	1	1	0	11	7.0
at Maryland	1/4/14		9	2-6	.333	1-4	.250	0-0	.000	0	1	1	1.2	1	0	2	0	0	5	6.8
at Duke	1/7/14		11	0-2	.000	0-2	.000	0-0	.000	0	0	0	1.1	1	2	4	0	0	0	6.4
Totals		5	245	33-85	.388	20-57	.351	3-5	.600	3	12	15	1.1	23	29	27	2	3	89	6.4

Games played: 14
Minutes/game: 17.5
Points/game: 6.4
FG Pct: 38.8
3FG Pct: 35.1
FT Pct: 60.0

Rebounds/game: 1.1
Assists/game: 2.1
Turnovers/game: 1.9
Assist/turnover ratio: 1.1
Steals/game: 0.2
Blocks/game: 0.1

2013-14 GEORGIA TECH BASKETBALL
Georgia Tech Individual Game-by-Game (as of Jan 15, 2014)
All games

#03 Georges-Hunt, Marcus

Opponent	Date	gs	min	Total		3-Pointers		Free throws		Rebounds				pf	a	t/o	blk	stl	pts	avg	
				fg-fga	pct	3fg-fga	pct	ft-fa	pct	off	def	tot	avg								
PRESBYTERIAN	11/8/13	*	25	7-14	.500	1-4	.250	2-3	.667	5	4	9	9.0	4	2	0	0	0	17	17.0	
DELAWARE STATE	11/11/13	*	32	4-8	.500	1-2	.500	3-4	.750	1	7	8	8.5	2	3	1	0	1	12	14.5	
at Georgia	11/15/13	*	29	2-8	.250	0-1	.000	7-8	.875	0	4	4	7.0	3	2	3	1	2	11	13.3	
DAYTON	11/20/13	*	34	6-10	.600	2-4	.500	2-3	.667	2	2	4	6.3	2	3	2	0	2	16	14.0	
NORTH CAROLINA A&T	11/24/13	*	35	6-11	.545	2-4	.500	2-5	.400	2	5	7	6.4	1	0	0	0	1	16	14.4	
MISS. VALLEY STATE	11/26/13	*	21	3-5	.600	0-1	.000	0-0	.000	1	1	2	5.7	0	3	1	1	2	6	13.0	
vs Mississippi	11/29/13	*	25	3-8	.375	0-2	.000	4-4	1.000	2	3	5	5.6	3	0	2	1	2	10	12.6	
vs St. John's	11/30/13	*	25	1-3	.333	0-1	.000	2-2	1.000	3	1	4	5.4	4	1	5	0	1	4	11.5	
ILLINOIS	12/3/13	*	36	7-13	.538	2-3	.667	4-4	1.000	2	0	2	5.0	2	3	1	0	0	20	12.4	
EAST TENNESSEE STAT	12/7/13	*	23	8-13	.615	2-5	.400	0-0	.000	1	1	2	4.7	1	5	0	1	1	18	13.0	
KENNESAW STATE	12/16/13	*	31	4-12	.333	0-2	.000	2-4	.500	1	5	6	4.8	2	3	1	1	0	10	12.7	
at Vanderbilt	12/21/13	*	32	1-7	.143	0-3	.000	1-4	.250	2	2	4	4.8	1	5	1	0	1	3	11.9	
at Charlotte	12/29/13	*	34	5-10	.500	0-2	.000	0-0	.000	2	2	4	4.7	2	2	2	0	0	10	11.8	
at Maryland	1/4/14	*	32	4-11	.364	1-4	.250	2-4	.500	2	2	4	4.6	2	1	1	0	0	11	11.7	
at Duke	1/7/14	*	33	8-12	.667	2-4	.500	0-1	.000	1	3	4	4.6	3	2	2	0	0	18	12.1	
NOTRE DAME	1/11/14	*	37	2-10	.200	1-4	.250	4-6	.667	1	2	3	4.5	1	6	2	0	1	9	11.9	
PITTSBURGH	1/14/14	*	37	4-10	.400	2-4	.500	3-5	.600	0	0	0	4.2	5	2	3	0	1	13	12.0	
Totals			17	521	75-165	.455	16-50	.320	38-57	.667	28	44	72	4.2	38	43	27	5	15	204	12.0

Games played: 17
Minutes/game: 30.6
Points/game: 12.0
FG Pct: 45.5
3FG Pct: 32.0
FT Pct: 66.7

Rebounds/game: 4.2
Assists/game: 2.5
Turnovers/game: 1.6
Assist/turnover ratio: 1.6
Steals/game: 0.9
Blocks/game: 0.3

#04 Carter Jr., Robert

Opponent	Date	gs	min	Total		3-Pointers		Free throws		Rebounds				pf	a	t/o	blk	stl	pts	avg	
				fg-fga	pct	3fg-fga	pct	ft-fa	pct	off	def	tot	avg								
PRESBYTERIAN	11/8/13	*	21	6-11	.545	0-1	.000	1-3	.333	3	7	10	10.0	1	0	1	1	3	13	13.0	
DELAWARE STATE	11/11/13	*	27	5-6	.833	0-0	.000	1-2	.500	0	4	4	7.0	2	1	0	5	1	11	12.0	
at Georgia	11/15/13	*	19	1-5	.200	0-2	.000	1-2	.500	1	7	8	7.3	4	2	1	3	2	3	9.0	
DAYTON	11/20/13	*	30	2-6	.333	0-1	.000	1-3	.333	1	7	8	7.5	2	1	1	0	1	5	8.0	
NORTH CAROLINA A&T	11/24/13	*	32	3-7	.429	0-0	.000	3-6	.500	2	11	13	8.6	1	3	4	1	3	9	8.2	
MISS. VALLEY STATE	11/26/13	*	21	6-10	.600	0-1	.000	1-1	1.000	2	13	15	9.7	2	4	4	3	0	13	9.0	
vs Mississippi	11/29/13	*	25	3-9	.333	1-2	.500	4-7	.571	4	9	13	10.1	1	0	3	0	1	11	9.3	
vs St. John's	11/30/13	*	25	3-8	.375	1-1	1.000	2-2	1.000	0	5	5	9.5	4	0	0	0	1	9	9.3	
ILLINOIS	12/3/13	*	30	6-10	.600	2-4	.500	7-8	.875	4	5	9	9.4	1	3	2	0	0	21	10.6	
EAST TENNESSEE STAT	12/7/13	*	22	5-10	.500	0-1	.000	1-2	.500	1	7	8	9.3	1	1	1	0	0	11	10.6	
KENNESAW STATE	12/16/13	*	30	5-6	.833	0-0	.000	5-7	.714	6	9	15	9.8	5	2	1	2	0	15	11.0	
at Vanderbilt	12/21/13	*	28	2-8	.250	0-2	.000	1-3	.333	1	4	5	9.4	2	0	2	0	0	5	10.5	
at Charlotte	12/29/13	*	30	4-6	.667	0-1	.000	0-0	.000	2	6	8	9.3	2	0	3	2	2	8	10.3	
Totals			13	340	51-102	.500	4-16	.250	28-46	.609	27	94	121	9.3	28	17	23	17	14	134	10.3

Games played: 13
Minutes/game: 26.2
Points/game: 10.3
FG Pct: 50.0
3FG Pct: 25.0
FT Pct: 60.9

Rebounds/game: 9.3
Assists/game: 1.3
Turnovers/game: 1.8
Assist/turnover ratio: 0.7
Steals/game: 1.1
Blocks/game: 1.3

2013-14 GEORGIA TECH BASKETBALL
Georgia Tech Individual Game-by-Game (as of Jan 15, 2014)
All games

#05 Miller, Daniel

Opponent	Date	gs	min	Total		3-Pointers		Free throws		Rebounds				pf	a	t/o	blk	stl	pts	avg	
				fg-fga	pct	3fg-fga	pct	ft-fa	pct	off	def	tot	avg								
PRESBYTERIAN	11/8/13	*	24	6-9	.667	0-0	.000	0-0	.000	3	4	7	7.0	1	3	1	3	0	12	12.0	
DELAWARE STATE	11/11/13	*	29	2-4	.500	0-0	.000	4-4	1.000	2	3	5	6.0	1	0	3	2	2	8	10.0	
at Georgia	11/15/13	*	34	6-9	.667	0-0	.000	2-3	.667	3	10	13	8.3	3	0	0	0	1	14	11.3	
DAYTON	11/20/13	*	29	7-9	.778	0-0	.000	6-6	1.000	3	4	7	8.0	3	0	0	3	3	20	13.5	
NORTH CAROLINA A&T	11/24/13	*	20	4-5	.800	0-0	.000	2-5	.400	4	0	4	7.2	5	0	0	0	0	10	12.8	
MISS. VALLEY STATE	11/26/13	*	20	4-5	.800	0-0	.000	0-2	.000	2	10	12	8.0	0	1	1	2	0	8	12.0	
vs Mississippi	11/29/13	*	26	1-2	.500	0-0	.000	0-0	.000	0	5	5	7.6	1	2	0	1	0	2	10.6	
vs St. John's	11/30/13	*	33	4-11	.364	0-0	.000	0-0	.000	3	9	12	8.1	4	1	3	3	1	8	10.3	
ILLINOIS	12/3/13	*	33	4-7	.571	0-0	.000	1-2	.500	1	3	4	7.7	2	1	0	2	1	9	10.1	
EAST TENNESSEE STAT	12/7/13	*	20	1-1	1.000	0-0	.000	2-2	1.000	4	6	10	7.9	2	1	2	1	0	4	9.5	
KENNESAW STATE	12/16/13	*	28	6-9	.667	0-0	.000	4-5	.800	3	5	8	7.9	2	2	1	3	3	16	10.1	
at Vanderbilt	12/21/13	*	29	7-11	.636	0-0	.000	2-2	1.000	4	6	10	8.1	3	1	2	4	0	16	10.6	
at Charlotte	12/29/13	*	32	4-6	.667	0-0	.000	1-2	.500	3	6	9	8.2	3	2	1	2	1	9	10.5	
at Maryland	1/4/14	*	30	2-7	.286	0-0	.000	3-4	.750	0	4	4	7.9	3	2	1	3	0	7	10.2	
at Duke	1/7/14	*	32	7-11	.636	0-0	.000	0-1	.000	1	7	8	7.9	0	2	1	1	3	14	10.5	
NOTRE DAME	1/11/14	*	31	4-9	.444	0-0	.000	2-3	.667	3	10	13	8.2	1	2	2	4	2	10	10.4	
PITTSBURGH	1/14/14	*	34	5-7	.714	0-0	.000	2-3	.667	2	2	4	7.9	2	1	2	5	2	12	10.5	
Totals			17	484	74-122	.607	0-0	.000	31-44	.705	41	94	135	7.9	36	21	20	39	19	179	10.5

Games played: 17
Minutes/game: 28.5
Points/game: 10.5
FG Pct: 60.7
FT Pct: 70.5

Rebounds/game: 7.9
Assists/game: 1.2
Turnovers/game: 1.2
Assist/turnover ratio: 1.1
Steals/game: 1.1
Blocks/game: 2.3

#10 Jorgenson, Travis

Opponent	Date	gs	min	Total		3-Pointers		Free throws		Rebounds				pf	a	t/o	blk	stl	pts	avg	
				fg-fga	pct	3fg-fga	pct	ft-fa	pct	off	def	tot	avg								
PRESBYTERIAN	11/8/13		24	2-6	.333	2-3	.667	2-2	1.000	0	4	4	4.0	1	5	1	0	4	8	8.0	
DELAWARE STATE	11/11/13		16	0-4	.000	0-2	.000	0-0	.000	0	0	0	2.0	1	2	1	0	0	0	4.0	
at Georgia	11/15/13		23	2-5	.400	0-0	.000	3-4	.750	0	2	2	2.0	0	1	3	0	1	7	5.0	
DAYTON	11/20/13		15	1-1	1.000	0-0	.000	0-0	.000	1	1	2	2.0	0	2	4	0	0	2	4.3	
Totals			0	78	5-16	.313	2-5	.400	5-6	.833	1	7	8	2.0	2	10	9	0	5	17	4.3

Games played: 4
Minutes/game: 19.5
Points/game: 4.3
FG Pct: 31.3
3FG Pct: 40.0
FT Pct: 83.3

Rebounds/game: 2.0
Assists/game: 2.5
Turnovers/game: 2.3
Assist/turnover ratio: 1.1
Steals/game: 1.3

2013-14 GEORGIA TECH BASKETBALL
Georgia Tech Individual Game-by-Game (as of Jan 15, 2014)
All games

#11 Bolden, Chris

Opponent	Date	gs	min	Total		3-Pointers		Free throws		Rebounds				pf	a	t/o	blk	stl	pts	avg	
				fg-fga	pct	3fg-fga	pct	ft-fa	pct	off	def	tot	avg								
DAYTON	11/20/13		19	1-10	.100	1-4	.250	0-0	.000	1	2	3	3.0	2	1	1	0	0	3	3.0	
NORTH CAROLINA A&T	11/24/13	*	17	1-6	.167	0-3	.000	1-3	.333	1	0	1	2.0	4	0	1	0	1	3	3.0	
MISS. VALLEY STATE	11/26/13	*	21	4-10	.400	1-3	.333	0-0	.000	1	2	3	2.3	0	0	0	1	1	9	5.0	
vs Mississippi	11/29/13	*	25	1-8	.125	0-2	.000	1-2	.500	0	1	1	2.0	0	1	0	0	0	3	4.5	
vs St. John's	11/30/13	*	28	3-11	.273	2-5	.400	0-0	.000	1	1	2	2.0	2	2	2	0	2	8	5.2	
ILLINOIS	12/3/13	*	26	1-8	.125	0-3	.000	0-0	.000	0	4	4	2.3	1	2	1	0	0	2	4.7	
EAST TENNESSEE STAT	12/7/13		17	2-6	.333	1-4	.250	1-1	1.000	0	0	0	2.0	3	3	3	0	3	6	4.9	
KENNESAW STATE	12/16/13	*	24	1-6	.167	1-3	.333	0-0	.000	0	1	1	1.9	1	0	0	0	0	3	4.6	
at Vanderbilt	12/21/13	*	23	3-9	.333	1-5	.200	0-0	.000	0	1	1	1.8	2	1	1	0	0	7	4.9	
at Charlotte	12/29/13		6	0-1	.000	0-0	.000	0-0	.000	0	0	0	1.6	1	0	1	0	0	0	4.4	
at Maryland	1/4/14		13	1-2	.500	0-0	.000	0-0	.000	0	2	2	1.6	2	1	1	0	1	2	4.2	
at Duke	1/7/14		21	2-4	.500	1-1	1.000	0-0	.000	0	0	0	1.5	2	0	0	1	0	5	4.3	
NOTRE DAME	1/11/14		33	4-11	.364	4-8	.500	2-2	1.000	2	2	4	1.7	0	2	1	0	2	14	5.0	
PITTSBURGH	1/14/14	*	26	1-8	.125	1-6	.167	0-0	.000	0	2	2	1.7	2	3	0	0	2	3	4.9	
Totals			8	299	25-100	.250	13-47	.277	5-8	.625	6	18	24	1.7	22	16	12	2	12	68	4.9

Games played: 14
Minutes/game: 21.4
Points/game: 4.9
FG Pct: 25.0
3FG Pct: 27.7
FT Pct: 62.5

Rebounds/game: 1.7
Assists/game: 1.1
Turnovers/game: 0.9
Assist/turnover ratio: 1.3
Steals/game: 0.9
Blocks/game: 0.1

#12 Stephens, Quinton

Opponent	Date	gs	min	Total		3-Pointers		Free throws		Rebounds				pf	a	t/o	blk	stl	pts	avg	
				fg-fga	pct	3fg-fga	pct	ft-fa	pct	off	def	tot	avg								
PRESBYTERIAN	11/8/13		15	0-2	.000	0-1	.000	2-2	1.000	0	3	3	3.0	2	1	0	1	0	2	2.0	
DELAWARE STATE	11/11/13		8	1-3	.333	0-2	.000	0-0	.000	0	1	1	2.0	0	0	0	0	0	2	2.0	
at Georgia	11/15/13		8	3-8	.375	0-0	.000	1-1	1.000	3	1	4	2.7	1	0	1	0	0	7	3.7	
DAYTON	11/20/13		0	0-0	.000	0-0	.000	0-0	.000	0	0	0	2.0	0	0	0	0	0	0	2.8	
NORTH CAROLINA A&T	11/24/13		5	0-1	.000	0-0	.000	1-2	.500	0	0	0	1.6	0	0	0	0	0	1	2.4	
MISS. VALLEY STATE	11/26/13		20	4-8	.500	1-1	1.000	1-2	.500	1	2	3	1.8	3	1	1	0	0	10	3.7	
vs Mississippi	11/29/13		11	0-0	.000	0-0	.000	0-0	.000	1	1	2	1.9	2	2	1	0	2	0	3.1	
vs St. John's	11/30/13		5	1-2	.500	0-0	.000	0-0	.000	1	0	1	1.8	1	0	0	0	0	2	3.0	
EAST TENNESSEE STAT	12/7/13		14	4-7	.571	1-2	.500	0-1	.000	3	4	7	2.3	1	1	2	2	1	9	3.7	
KENNESAW STATE	12/16/13		4	0-1	.000	0-0	.000	0-0	.000	0	0	0	2.1	1	0	0	0	0	0	3.3	
at Vanderbilt	12/21/13		1	0-0	.000	0-0	.000	0-0	.000	0	0	0	1.9	2	0	0	0	0	0	3.0	
at Charlotte	12/29/13		18	2-7	.286	0-3	.000	0-0	.000	1	5	6	2.3	1	2	0	2	0	4	3.1	
at Maryland	1/4/14		19	3-5	.600	2-3	.667	2-2	1.000	2	4	6	2.5	3	0	2	0	0	10	3.6	
at Duke	1/7/14		22	2-5	.400	1-4	.250	0-0	.000	0	1	1	2.4	3	0	1	1	0	5	3.7	
NOTRE DAME	1/11/14		21	3-9	.333	0-3	.000	2-2	1.000	1	2	3	2.5	1	1	0	1	1	8	4.0	
PITTSBURGH	1/14/14		10	1-2	.500	1-1	1.000	0-0	.000	0	1	1	2.4	5	4	0	0	0	3	3.9	
Totals			0	181	24-60	.400	6-20	.300	9-12	.750	13	25	38	2.4	26	12	8	7	4	63	3.9

Games played: 16
Minutes/game: 11.3
Points/game: 3.9
FG Pct: 40.0
3FG Pct: 30.0
FT Pct: 75.0

Rebounds/game: 2.4
Assists/game: 0.8
Turnovers/game: 0.5
Assist/turnover ratio: 1.5
Steals/game: 0.3
Blocks/game: 0.4

2013-14 GEORGIA TECH BASKETBALL
Georgia Tech Individual Game-by-Game (as of Jan 15, 2014)
All games

#14 Morris, Jason

Opponent	Date	gs	min	Total		3-Pointers		Free throws		Rebounds				pf	a	t/o	blk	stl	pts	avg	
				fg-fga	pct	3fg-fga	pct	ft-fa	pct	off	def	tot	avg								
KENNESAW STATE	12/16/13		4	0-1	.000	0-0	.000	0-0	.000	0	0	0	0.0	2	0	0	0	0	0	0.0	
at Vanderbilt	12/21/13		3	1-2	.500	0-1	.000	0-1	.000	1	2	3	1.5	0	0	1	0	0	2	1.0	
at Charlotte	12/29/13	*	23	1-6	.167	0-4	.000	1-2	.500	1	3	4	2.3	2	2	3	0	0	3	1.7	
at Maryland	1/4/14	*	20	2-6	.333	1-2	.500	0-0	.000	0	5	5	3.0	0	0	0	0	0	5	2.5	
at Duke	1/7/14	*	20	2-3	.667	1-1	1.000	0-2	.000	0	3	3	3.0	3	0	1	0	0	5	3.0	
NOTRE DAME	1/11/14	*	12	0-3	.000	0-3	.000	0-0	.000	0	3	3	3.0	1	0	0	0	0	0	2.5	
Totals			4	82	6-21	.286	2-11	.182	1-5	.200	2	16	18	3.0	8	2	5	0	0	15	2.5

Games played: 6
Minutes/game: 13.7
Points/game: 2.5
FG Pct: 28.6
3FG Pct: 18.2
FT Pct: 20.0

Rebounds/game: 3.0
Assists/game: 0.3
Turnovers/game: 0.8
Assist/turnover ratio: 0.4

#23 Golden, Trae

Opponent	Date	gs	min	Total		3-Pointers		Free throws		Rebounds				pf	a	t/o	blk	stl	pts	avg	
				fg-fga	pct	3fg-fga	pct	ft-fa	pct	off	def	tot	avg								
PREBYTERIAN	11/8/13	*	23	5-9	.556	0-2	.000	2-5	.400	0	2	2	2.0	3	3	1	0	0	12	12.0	
DELAWARE STATE	11/11/13	*	29	7-10	.700	0-2	.000	2-2	1.000	0	2	2	2.0	1	3	3	0	1	16	14.0	
at Georgia	11/15/13	*	36	4-11	.364	2-5	.400	8-10	.800	0	2	2	2.0	3	1	1	0	0	18	15.3	
DAYTON	11/20/13	*	31	2-8	.250	0-2	.000	9-10	.900	0	2	2	2.0	3	3	6	0	0	13	14.8	
NORTH CAROLINA A&T	11/24/13	*	38	4-9	.444	1-3	.333	11-12	.917	0	1	1	1.8	3	7	3	0	1	20	15.8	
MISS. VALLEY STATE	11/26/13	*	21	3-4	.750	1-2	.500	3-4	.750	0	2	2	1.8	1	4	1	0	1	10	14.8	
vs Mississippi	11/29/13	*	33	4-12	.333	1-4	.250	1-3	.333	1	5	6	2.4	2	5	1	0	0	10	14.1	
vs St. John's	11/30/13	*	33	2-6	.333	1-3	.333	4-4	1.000	0	2	2	2.4	2	4	4	0	0	9	13.5	
ILLINOIS	12/3/13	*	28	0-5	.000	0-3	.000	3-5	.600	0	2	2	2.3	3	3	0	0	1	3	12.3	
EAST TENNESSEE STAT	12/7/13		17	3-6	.500	2-4	.500	5-6	.833	0	2	2	2.3	2	5	2	0	2	13	12.4	
KENNESAW STATE	12/16/13	*	32	4-7	.571	1-3	.333	6-9	.667	1	4	5	2.5	2	4	2	0	1	15	12.6	
at Vanderbilt	12/21/13	*	34	2-9	.222	0-4	.000	4-4	1.000	1	3	4	2.7	4	3	3	0	0	8	12.3	
at Charlotte	12/29/13	*	33	7-13	.538	4-7	.571	6-6	1.000	1	1	2	2.6	1	1	3	0	0	24	13.2	
at Maryland	1/4/14	*	36	4-12	.333	0-5	.000	2-4	.500	0	5	5	2.8	3	3	3	0	0	10	12.9	
at Duke	1/7/14	*	38	4-11	.364	0-2	.000	0-0	.000	0	2	2	2.7	0	4	1	0	0	8	12.6	
NOTRE DAME	1/11/14	*	28	8-11	.727	2-3	.667	2-5	.400	0	2	2	2.7	4	4	3	0	0	20	13.1	
PITTSBURGH	1/14/14	*	36	6-16	.375	4-10	.400	6-8	.750	1	2	3	2.7	2	2	6	0	1	22	13.6	
Totals			16	526	69-159	.434	19-64	.297	74-97	.763	5	41	46	2.7	39	59	43	0	8	231	13.6

Games played: 17
Minutes/game: 30.9
Points/game: 13.6
FG Pct: 43.4
3FG Pct: 29.7
FT Pct: 76.3

Rebounds/game: 2.7
Assists/game: 3.5
Turnovers/game: 2.5
Assist/turnover ratio: 1.4
Steals/game: 0.5

2013-14 GEORGIA TECH BASKETBALL
Georgia Tech Individual Game-by-Game (as of Jan 15, 2014)
All games

#24 Holsey, Kammeon

Opponent	Date	gs	min	Total		3-Pointers		Free throws		Rebounds				pf	a	t/o	blk	stl	pts	avg	
				fg-fga	pct	3fg-fga	pct	ft-fa	pct	off	def	tot	avg								
PRESBYTERIAN	11/8/13		19	2-4	.500	0-0	.000	4-4	1.000	2	4	6	6.0	2	1	1	0	1	8	8.0	
DELAWARE STATE	11/11/13		15	3-4	.750	0-0	.000	3-3	1.000	0	4	4	5.0	2	1	2	0	0	9	8.5	
at Georgia	11/15/13		19	4-8	.500	0-0	.000	2-3	.667	6	6	12	7.3	4	0	2	0	0	10	9.0	
DAYTON	11/20/13		19	4-5	.800	0-0	.000	2-3	.667	2	1	3	6.3	2	0	1	0	0	10	9.3	
NORTH CAROLINA A&T	11/24/13		26	2-5	.400	0-0	.000	6-9	.667	1	5	6	6.2	3	2	0	0	1	10	9.4	
MISS. VALLEY STATE	11/26/13		17	2-7	.286	0-0	.000	2-2	1.000	3	2	5	6.0	4	2	1	1	1	6	8.8	
vs Mississippi	11/29/13		16	1-4	.250	0-0	.000	3-3	1.000	1	3	4	5.7	2	0	3	0	0	5	8.3	
vs St. John's	11/30/13		14	2-4	.500	0-0	.000	0-0	.000	1	4	5	5.6	5	0	1	0	0	4	7.8	
ILLINOIS	12/3/13		17	3-5	.600	0-0	.000	0-0	.000	3	2	5	5.6	1	1	1	0	0	6	7.6	
EAST TENNESSEE STAT	12/7/13		15	3-5	.600	0-0	.000	0-0	.000	3	4	7	5.7	3	0	1	1	0	6	7.4	
KENNESAW STATE	12/16/13		18	3-6	.500	0-0	.000	1-2	.500	3	4	7	5.8	1	0	2	0	1	7	7.4	
at Vanderbilt	12/21/13		21	2-4	.500	0-0	.000	1-2	.500	1	3	4	5.7	2	1	0	1	0	5	7.2	
at Charlotte	12/29/13		17	0-2	.000	0-0	.000	0-0	.000	1	3	4	5.5	3	0	2	0	1	0	6.6	
at Maryland	1/4/14	*	27	3-8	.375	0-0	.000	0-0	.000	1	3	4	5.4	2	0	0	1	1	6	6.6	
at Duke	1/7/14	*	18	1-3	.333	0-0	.000	0-0	.000	2	1	3	5.3	4	1	0	0	0	2	6.3	
NOTRE DAME	1/11/14	*	26	6-9	.667	0-0	.000	1-2	.500	3	4	7	5.4	4	0	3	1	0	13	6.7	
PITTSBURGH	1/14/14	*	23	6-9	.667	0-0	.000	0-0	.000	2	3	5	5.4	4	1	1	0	0	12	7.0	
Totals			4	327	47-92	.511	0-0	.000	25-33	.758	35	56	91	5.4	48	10	21	5	6	119	7.0

Games played: 17
Minutes/game: 19.2
Points/game: 7.0
FG Pct: 51.1
FT Pct: 75.8

Rebounds/game: 5.4
Assists/game: 0.6
Turnovers/game: 1.2
Assist/turnover ratio: 0.5
Steals/game: 0.4
Blocks/game: 0.3

#30 Heyward, Corey

Opponent	Date	gs	min	Total		3-Pointers		Free throws		Rebounds				pf	a	t/o	blk	stl	pts	avg	
				fg-fga	pct	3fg-fga	pct	ft-fa	pct	off	def	tot	avg								
PRESBYTERIAN	11/8/13		8	0-0	.000	0-0	.000	0-0	.000	0	0	0	0.0	1	1	0	0	1	0	0.0	
DELAWARE STATE	11/11/13		5	0-0	.000	0-0	.000	2-2	1.000	0	0	0	0.0	0	0	0	0	0	2	1.0	
at Georgia	11/15/13		6	0-2	.000	0-0	.000	0-0	.000	0	0	0	0.0	1	1	0	0	2	0	0.7	
NORTH CAROLINA A&T	11/24/13		3	0-0	.000	0-0	.000	0-0	.000	0	1	1	0.3	2	0	1	0	0	0	0.5	
MISS. VALLEY STATE	11/26/13		18	1-3	.333	0-2	.000	0-2	.000	0	1	1	0.4	2	0	3	0	1	2	0.8	
vs Mississippi	11/29/13		7	0-0	.000	0-0	.000	0-0	.000	0	0	0	0.3	3	2	0	0	1	0	0.7	
vs St. John's	11/30/13		7	0-1	.000	0-1	.000	1-2	.500	1	0	1	0.4	1	1	0	0	0	1	0.7	
ILLINOIS	12/3/13		4	0-0	.000	0-0	.000	0-0	.000	0	1	1	0.5	0	0	0	0	0	0	0.6	
EAST TENNESSEE STAT	12/7/13	*	21	0-1	.000	0-1	.000	0-0	.000	0	2	2	0.7	1	3	1	1	1	0	0.6	
KENNESAW STATE	12/16/13		10	1-1	1.000	0-0	.000	0-0	.000	0	0	0	0.6	1	1	1	0	1	2	0.7	
at Vanderbilt	12/21/13		6	0-0	.000	0-0	.000	0-0	.000	0	0	0	0.5	2	0	0	0	1	0	0.6	
at Charlotte	12/29/13		7	0-0	.000	0-0	.000	0-0	.000	0	0	0	0.5	1	1	1	1	0	0	0.6	
at Maryland	1/4/14		2	0-0	.000	0-0	.000	0-0	.000	0	0	0	0.5	0	0	0	0	0	0	0.5	
at Duke	1/7/14		0	0-0	.000	0-0	.000	0-0	.000	0	0	0	0.4	0	0	0	0	0	0	0.5	
NOTRE DAME	1/11/14		12	0-1	.000	0-0	.000	0-0	.000	1	3	4	0.7	1	2	0	0	0	0	0.5	
PITTSBURGH	1/14/14		16	1-1	1.000	0-0	.000	0-0	.000	0	1	1	0.7	2	2	0	0	1	2	0.6	
Totals			1	132	3-10	.300	0-4	.000	3-6	.500	2	9	11	0.7	18	14	7	2	9	9	0.6

Games played: 16
Minutes/game: 8.3
Points/game: 0.6
FG Pct: 30.0
3FG Pct: 0.0
FT Pct: 50.0

Rebounds/game: 0.7
Assists/game: 0.9
Turnovers/game: 0.4
Assist/turnover ratio: 2.0
Steals/game: 0.6
Blocks/game: 0.1

2013-14 GEORGIA TECH BASKETBALL
Georgia Tech Individual Game-by-Game (as of Jan 15, 2014)
All games

#31 Peek, Aaron

Opponent	Date	gs	min	Total		3-Pointers		Free throws		Rebounds				pf	a	t/o	blk	stl	pts	avg
				fg-fga	pct	3fg-fga	pct	ft-fa	pct	off	def	tot	avg							
PRESBYTERIAN	11/8/13		3	0-1	.000	0-1	.000	0-0	.000	0	1	1	1.0	0	0	0	0	0	0	0.0
MISS. VALLEY STATE	11/26/13		2	0-0	.000	0-0	.000	0-0	.000	0	0	0	0.5	0	0	0	0	0	0	0.0
EAST TENNESSEE STAT	12/7/13		4	1-2	.500	0-0	.000	0-0	.000	1	1	2	1.0	1	0	0	0	0	2	0.7
Totals		0	9	1-3	.333	0-1	.000	0-0	.000	1	2	3	1.0	1	0	0	0	0	2	0.7

Games played: 3
 Minutes/game: 3.0
 Points/game: 0.7
 FG Pct: 33.3
 3FG Pct: 0.0

Rebounds/game: 1.0

#32 Doyle, Brooks

Opponent	Date	gs	min	Total		3-Pointers		Free throws		Rebounds				pf	a	t/o	blk	stl	pts	avg
				fg-fga	pct	3fg-fga	pct	ft-fa	pct	off	def	tot	avg							
PRESBYTERIAN	11/8/13		3	1-1	1.000	0-0	.000	0-0	.000	0	2	2	2.0	2	0	0	0	0	2	2.0
MISS. VALLEY STATE	11/26/13		6	1-1	1.000	1-1	1.000	0-0	.000	0	0	0	1.0	0	1	0	0	0	3	2.5
vs St. John's	11/30/13		0	0-0	.000	0-0	.000	0-0	.000	0	0	0	0.7	0	0	0	0	0	0	1.7
EAST TENNESSEE STAT	12/7/13		6	0-2	.000	0-1	.000	0-0	.000	0	1	1	0.8	1	2	1	0	0	0	1.3
PITTSBURGH	1/14/14		1	0-0	.000	0-0	.000	0-0	.000	0	0	0	0.6	0	0	0	0	0	0	1.0
Totals		0	16	2-4	.500	1-2	.500	0-0	.000	0	3	3	0.6	3	3	1	0	0	5	1.0

Games played: 5
 Minutes/game: 3.2
 Points/game: 1.0
 FG Pct: 50.0
 3FG Pct: 50.0

Rebounds/game: 0.6
 Assists/game: 0.6
 Turnovers/game: 0.2
 Assist/turnover ratio: 3.0

#41 Gurry, Colin

Opponent	Date	gs	min	Total		3-Pointers		Free throws		Rebounds				pf	a	t/o	blk	stl	pts	avg
				fg-fga	pct	3fg-fga	pct	ft-fa	pct	off	def	tot	avg							
PRESBYTERIAN	11/8/13		2	0-0	.000	0-0	.000	0-0	.000	0	0	0	0.0	0	0	0	0	0	0	0.0
MISS. VALLEY STATE	11/26/13		2	0-0	.000	0-0	.000	0-0	.000	0	0	0	0.0	0	0	0	0	0	0	0.0
EAST TENNESSEE STAT	12/7/13		3	0-0	.000	0-0	.000	0-0	.000	0	0	0	0.0	0	0	1	0	1	0	0.0
Totals		0	7	0-0	.000	0-0	.000	0-0	.000	0	0	0	0.0	0	0	1	0	1	0	0.0

Games played: 3
 Minutes/game: 2.3

Turnovers/game: 0.3
 Steals/game: 0.3

2013-14 GEORGIA TECH BASKETBALL
Georgia Tech Individual Game-by-Game (as of Jan 15, 2014)
All games

#43 Wamer, Ron

Opponent	Date	gs	min	Total		3-Pointers		Free throws		Rebounds				pf	a	t/o	blk	stl	pts	avg	
				fg-fga	pct	3fg-fga	pct	ft-fta	pct	off	def	tot	avg								
PRESBYTERIAN	11/8/13		2	0-0	.000	0-0	.000	0-0	.000	0	0	0	0.0	0	0	0	0	0	0	0.0	
MISS. VALLEY STATE	11/26/13		2	0-1	.000	0-1	.000	0-0	.000	0	0	0	0.0	0	0	0	0	0	0	0.0	
EAST TENNESSEE STAT	12/7/13		3	1-1	1.000	0-0	.000	0-0	.000	0	1	1	0.3	0	0	2	0	0	2	0.7	
Totals			0	7	1-2	.500	0-1	.000	0-0	.000	0	1	1	0.3	0	0	2	0	0	2	0.7

Games played: 3
Minutes/game: 2.3
Points/game: 0.7
FG Pct: 50.0
3FG Pct: 0.0

Rebounds/game: 0.3
Turnovers/game: 0.7

#TM TEAM

Opponent	Date	gs	min	Total		3-Pointers		Free throws		Rebounds				pf	a	t/o	blk	stl	pts	avg	
				fg-fga	pct	3fg-fga	pct	ft-fta	pct	off	def	tot	avg								
PRESBYTERIAN	11/8/13		0	0-0	.000	0-0	.000	0-0	.000	1	0	1	1.0	0	0	0	0	0	0	0.0	
DELAWARE STATE	11/11/13		0	0-0	.000	0-0	.000	0-0	.000	0	1	1	1.0	0	0	0	0	0	0	0.0	
at Georgia	11/15/13		0	0-0	.000	0-0	.000	0-0	.000	2	0	2	1.3	0	0	0	0	0	0	0.0	
DAYTON	11/20/13		0	0-0	.000	0-0	.000	0-0	.000	1	3	4	2.0	0	0	0	0	0	0	0.0	
NORTH CAROLINA A&T	11/24/13		0	0-0	.000	0-0	.000	0-0	.000	1	1	2	2.0	0	0	0	0	0	0	0.0	
MISS. VALLEY STATE	11/26/13		0	0-0	.000	0-0	.000	0-0	.000	2	0	2	2.0	0	0	0	0	0	0	0.0	
vs Mississippi	11/29/13		0	0-0	.000	0-0	.000	0-0	.000	6	0	6	2.6	0	0	0	0	0	0	0.0	
vs St. John's	11/30/13		0	0-0	.000	0-0	.000	0-0	.000	2	0	2	2.5	0	0	0	0	0	0	0.0	
ILLINOIS	12/3/13		0	0-0	.000	0-0	.000	0-0	.000	2	2	4	2.7	0	0	0	0	0	0	0.0	
EAST TENNESSEE STAT	12/7/13		0	0-0	.000	0-0	.000	0-0	.000	0	0	0	2.4	0	0	0	0	0	0	0.0	
KENNESAW STATE	12/16/13		0	0-0	.000	0-0	.000	0-0	.000	2	0	2	2.4	0	0	0	0	0	0	0.0	
at Vanderbilt	12/21/13		0	0-0	.000	0-0	.000	0-0	.000	4	1	5	2.6	0	0	0	0	0	0	0.0	
at Charlotte	12/29/13		0	0-0	.000	0-0	.000	0-0	.000	2	2	4	2.7	0	0	0	0	0	0	0.0	
at Maryland	1/4/14		0	0-0	.000	0-0	.000	0-0	.000	1	1	2	2.6	0	0	1	0	0	0	0.0	
at Duke	1/7/14		0	0-0	.000	0-0	.000	0-0	.000	2	1	3	2.7	0	0	0	0	0	0	0.0	
NOTRE DAME	1/11/14		0	0-0	.000	0-0	.000	0-0	.000	2	0	2	2.6	0	0	0	0	0	0	0.0	
PITTSBURGH	1/14/14		0	0-0	.000	0-0	.000	0-0	.000	1	0	1	2.5	0	0	0	0	0	0	0.0	
Totals			0	0	0-0	.000	0-0	.000	0-0	.000	31	12	43	2.5	0	0	1	0	0	0	0.0

Games played: 17

Rebounds/game: 2.5
Turnovers/game: 0.1

Individual Career History

Bolden, Chris

Season	gp-gs	min/avg	Total		3-Point		F-Throws		Rebounds				Scoring							
			fg-fga	pct	fg-fga	pct	ft-fa	pct	off	def	tot	avg	pf	fo	ast	to	blk	stl	pts	avg
2012-13	31-15	740/23.9	84-232	.362	35-115	.304	22-35	.629	7	59	66	2.1	53	0	39	41	4	25	225	7.3
2013-14	14-8	299/21.4	25-100	.250	13-47	.277	5-8	.625	6	18	24	1.7	22	0	16	12	2	12	68	4.9
TOTAL	45-23	1039/23.1	109-332	.328	48-162	.296	27-43	.628	13	77	90	2.0	75	0	55	53	6	37	293	6.5

Carter Jr., Robert

Season	gp-gs	min/avg	Total		3-Point		F-Throws		Rebounds				Scoring							
			fg-fga	pct	fg-fga	pct	ft-fa	pct	off	def	tot	avg	pf	fo	ast	to	blk	stl	pts	avg
2012-13	31-31	817/26.4	121-271	.446	18-64	.281	46-74	.622	59	149	208	6.7	68	2	30	50	31	21	306	9.9
2013-14	13-13	340/26.2	51-102	.500	4-16	.250	28-46	.609	27	94	121	9.3	28	1	17	23	17	14	134	10.3
TOTAL	44-44	1157/26.3	172-373	.461	22-80	.275	74-120	.617	86	243	329	7.5	96	3	47	73	48	35	440	10.0

Georges-Hunt, Marcus

Season	gp-gs	min/avg	Total		3-Point		F-Throws		Rebounds				Scoring							
			fg-fga	pct	fg-fga	pct	ft-fa	pct	off	def	tot	avg	pf	fo	ast	to	blk	stl	pts	avg
2012-13	31-30	896/28.9	123-289	.426	32-96	.333	56-89	.629	57	94	151	4.9	65	1	46	35	3	24	334	10.8
2013-14	17-17	521/30.6	75-165	.455	16-50	.320	38-57	.667	28	44	72	4.2	38	1	43	27	5	15	204	12.0
TOTAL	48-47	1417/29.5	198-454	.436	48-146	.329	94-146	.644	85	138	223	4.6	103	2	89	62	8	39	538	11.2

Golden, Trae

Season	gp-gs	min/avg	Total		3-Point		F-Throws		Rebounds				Scoring							
			fg-fga	pct	fg-fga	pct	ft-fa	pct	off	def	tot	avg	pf	fo	ast	to	blk	stl	pts	avg
2013-14	17-16	526/30.9	69-159	.434	19-64	.297	74-97	.763	5	41	46	2.7	39	0	59	43	0	8	231	13.6
TOTAL	17-16	526/30.9	69-159	.434	19-64	.297	74-97	.763	5	41	46	2.7	39	0	59	43	0	8	231	13.6

Heyward, Corey

Season	gp-gs	min/avg	Total		3-Point		F-Throws		Rebounds				Scoring							
			fg-fga	pct	fg-fga	pct	ft-fa	pct	off	def	tot	avg	pf	fo	ast	to	blk	stl	pts	avg
2013-14	16-1	132/8.3	3-10	.300	0-4	.000	3-6	.500	2	9	11	0.7	18	0	14	7	2	9	9	0.6
TOTAL	16-1	132/8.3	3-10	.300	0-4	.000	3-6	.500	2	9	11	0.7	18	0	14	7	2	9	9	0.6

Holsey, Kammeon

Season	gp-gs	min/avg	Total		3-Point		F-Throws		Rebounds				Scoring							
			fg-fga	pct	fg-fga	pct	ft-fa	pct	off	def	tot	avg	pf	fo	ast	to	blk	stl	pts	avg
2010-11	30-12	432/14.4	44-90	.489	0-0	.000	15-31	.484	42	38	80	2.7	57	0	9	33	6	13	103	3.4
2011-12	31-31	754/24.3	121-205	.590	0-0	.000	48-91	.527	71	81	152	4.9	89	2	27	69	12	19	290	9.4
2012-13	31-0	597/19.3	111-199	.558	0-0	.000	51-83	.614	66	80	146	4.7	75	1	31	60	10	11	273	8.8
2013-14	17-4	327/19.2	47-92	.511	0-0	.000	25-33	.758	35	56	91	5.4	48	1	10	21	5	6	119	7.0
TOTAL	109-47	2110/19.4	323-586	.551	0-0	.000	139-238	.584	214	255	469	4.3	269	4	77	183	33	49	785	7.2

Miller, Daniel

Season	gp-gs	min/avg	Total		3-Point		F-Throws		Rebounds				Scoring							
			fg-fga	pct	fg-fga	pct	ft-fa	pct	off	def	tot	avg	pf	fo	ast	to	blk	stl	pts	avg
2010-11	31-31	797/25.7	60-121	.496	0-0	.000	17-46	.370	48	106	154	5.0	75	0	19	39	67	31	137	4.4
2011-12	31-31	930/30.0	110-221	.498	0-0	.000	32-42	.762	58	145	203	6.5	52	1	46	51	75	29	252	8.1
2012-13	31-31	884/28.5	104-203	.512	0-1	.000	51-70	.729	73	133	206	6.6	48	0	67	47	64	27	259	8.4
2013-14	17-17	484/28.5	74-122	.607	0-0	.000	31-44	.705	41	94	135	7.9	36	1	21	20	39	19	179	10.5
TOTAL	110-110	3095/28.1	348-667	.522	0-1	.000	131-202	.649	220	478	698	6.3	211	2	153	157	245	106	827	7.5

Individual Career History

Morris, Jason

Season	gp-gs	min/avg	Total		3-Point		F-Throws		Rebounds				Scoring							
			fg-fga	pct	fg-fga	pct	ft-fta	pct	off	def	tot	avg	pf	fo	ast	to	blk	stl	pts	avg
2010-11	31-5	567/18.3	67-162	.414	22-55	.400	31-41	.756	24	44	68	2.2	67	0	12	42	8	20	187	6.0
2011-12	31-20	764/24.6	85-246	.346	28-96	.292	43-61	.705	22	80	102	3.3	55	1	35	58	15	15	241	7.8
2012-13	18-1	217/12.1	25-70	.357	13-31	.419	4-8	.500	11	28	39	2.2	16	0	10	16	3	9	67	3.7
2013-14	6-4	82/13.7	6-21	.286	2-11	.182	1-5	.200	2	16	18	3.0	8	0	2	5	0	0	15	2.5
TOTAL	86-30	1630/19.0	183-499	.367	65-193	.337	79-115	.687	59	168	227	2.6	146	1	59	121	26	44	510	5.9

Poole Jr., Stacey

Season	gp-gs	min/avg	Total		3-Point		F-Throws		Rebounds				Scoring							
			fg-fga	pct	fg-fga	pct	ft-fta	pct	off	def	tot	avg	pf	fo	ast	to	blk	stl	pts	avg
2012-13	16-0	118/7.4	8-35	.229	0-7	.000	8-13	.615	6	19	25	1.6	11	0	7	6	1	3	24	1.5
2013-14	15-0	146/9.7	22-50	.440	5-17	.294	16-26	.615	3	14	17	1.1	13	0	8	8	1	4	65	4.3
TOTAL	31-0	264/8.5	30-85	.353	5-24	.208	24-39	.615	9	33	42	1.4	24	0	15	14	2	7	89	2.9

Poole, Solomon

Season	gp-gs	min/avg	Total		3-Point		F-Throws		Rebounds				Scoring							
			fg-fga	pct	fg-fga	pct	ft-fta	pct	off	def	tot	avg	pf	fo	ast	to	blk	stl	pts	avg
2012-13	21-0	190/9.0	14-46	.304	6-24	.250	4-10	.400	3	12	15	0.7	25	1	21	34	0	7	38	1.8
2013-14	14-5	245/17.5	33-85	.388	20-57	.351	3-5	.600	3	12	15	1.1	23	0	29	27	2	3	89	6.4
TOTAL	35-5	435/12.4	47-131	.359	26-81	.321	7-15	.467	6	24	30	0.9	48	1	50	61	2	10	127	3.6

Official Basketball Box Score -- Game Totals -- Final Statistics
Presbyterian vs Georgia Tech
11/8/13 7:45 p.m. at McCamish Pavilion, Atlanta, Ga.

Presbyterian 57 • 0-1

##	Player	Total		3-Ptr		Rebounds			PF	TP	A	TO	Blk	Stl	Min
		FG-FGA	FG-FGA	FG-FGA	FT-FTA	Off	Def	Tot							
00	Herrera, Danny	f	1-4	0-2	0-0	1	5	6	2	2	1	3	0	1	25
15	Truss, William	c	2-5	0-0	4-4	1	5	6	3	8	0	1	2	1	31
02	Terry, Markus	g	6-13	1-4	0-0	1	1	1	4	13	1	2	0	0	33
14	Dillard, Reggie	g	3-8	1-3	1-4	1	2	3	3	8	4	3	0	1	39
21	Downing, Jordan	g	6-19	4-10	6-7	0	6	6	3	22	3	1	0	2	40
24	Adams, Will	g	0-1	0-1	0-0	0	1	1	1	0	0	1	0	0	8
34	Drew, Ed	g	2-9	0-0	0-0	3	1	4	2	4	0	1	0	0	24
Team						3	2	5							
Totals			20-59	6-20	11-15	9	23	32	18	57	9	13	2	5	200
FG % 1st Half: 12-32 37.5% 2nd half: 8-27 29.6% Game: 20-59 33.9%															
3FG % 1st Half: 4-10 40.0% 2nd half: 2-10 20.0% Game: 6-20 30.0%															
FT % 1st Half: 4-8 50.0% 2nd half: 7-7 100.0% Game: 11-15 73.3%															

Georgia Tech 88 • 1-0

##	Player	Total		3-Ptr		Rebounds			PF	TP	A	TO	Blk	Stl	Min
		FG-FGA	FG-FGA	FG-FGA	FT-FTA	Off	Def	Tot							
03	Georges-Hunt, Marcus	f	7-14	1-4	2-3	5	4	9	4	17	2	0	0	0	25
04	Carter Jr., Robert	f	6-11	0-1	1-3	3	7	10	1	13	0	1	1	3	21
05	Miller, Daniel	c	6-9	0-0	0-0	3	4	7	1	12	3	1	3	0	24
02	Poole, Solomon	g	3-8	2-6	0-0	0	1	1	1	8	0	1	0	0	21
23	Golden, Trae	g	5-9	0-2	2-5	0	2	2	3	12	3	1	0	0	23
01	Poole Jr., Stacey	g	3-4	0-1	0-1	0	1	1	0	6	2	0	0	1	10
10	Jorgenson, Travis	g	2-6	2-3	2-2	0	4	4	1	8	5	1	0	4	24
12	Stephens, Quinton	g	0-2	0-1	2-2	0	3	3	2	2	1	0	1	0	15
24	Holsey, Kammeon	g	2-4	0-0	4-4	2	4	6	2	8	1	1	0	1	19
30	Heyward, Corey	g	0-0	0-0	0-0	0	0	0	1	0	1	0	0	1	8
31	Peek, Aaron	g	0-1	0-1	0-0	0	1	1	0	0	0	0	0	0	3
32	Doyle, Brooks	g	1-1	0-0	0-0	0	2	2	2	2	0	0	0	0	3
41	Gurry, Colin	g	0-0	0-0	0-0	0	0	0	0	0	0	0	0	0	2
43	Wamer, Ron	g	0-0	0-0	0-0	0	0	0	0	0	0	0	0	0	2
Team						1	0	1							
Totals			35-69	5-19	13-20	14	33	47	18	88	18	6	5	10	200
FG % 1st Half: 17-36 47.2% 2nd half: 18-33 54.5% Game: 35-69 50.7%															
3FG % 1st Half: 3-10 30.0% 2nd half: 2-9 22.2% Game: 5-19 26.3%															
FT % 1st Half: 5-8 62.5% 2nd half: 8-12 66.7% Game: 13-20 65.0%															

Officials: Ray Natili, Sean Casady, Earl Robinson
 Technical fouls: Presbyterian-None. Georgia Tech-None.
 Attendance: 6798
 Coach Brian Gregory's 200th career win

Score by periods	1st	2nd	Total
Presbyterian	32	25	57
Georgia Tech	42	46	88

	In	Off	2nd	Fast	Bench
Points	Paint	T/O	Chance	Break	
PC	26	4	7	4	4
GT	50	14	14	22	26

Last FG - PC 2nd-03:26, GT 2nd-01:06.
 Largest lead - PC None, GT by 31 2nd-04:39.

Score tied - 2 times.
 Lead changed - 0 times.

Official Basketball Box Score -- Game Totals -- Final Statistics
Delaware State vs Georgia Tech
11/11/13 7 p.m. at McCamish Pavilion, Atlanta, Ga.

Delaware State 50 • 1-1

##	Player	Total		3-Ptr		Rebounds			PF	TP	A	TO	Blk	Stl	Min
		FG-FGA	FG-FGA	FG-FGA	FT-FTA	Off	Def	Tot							
05	Bell, Tyshawn	f	5-13	3-7	2-3	1	1	2	4	15	0	2	0	2	35
30	Lawson, Jordan	f	0-1	0-0	0-0	2	0	2	0	0	0	0	0	0	6
01	Gray, Kendall	c	3-8	0-0	3-4	3	1	4	5	9	1	2	0	0	21
22	Walker, Casey	g	3-14	3-10	0-0	0	10	10	3	9	3	1	1	0	38
05	Burley, Charles	g	0-1	0-0	0-0	1	1	2	1	0	5	2	0	0	30
52	Williams, Kendal	g	4-10	0-3	0-0	0	2	2	1	8	0	2	0	1	29
04	Thomas, Cahli	g	0-0	0-0	0-0	0	0	0	0	0	0	0	0	0	1
10	Doyle, Nick	g	3-5	0-2	0-0	1	0	1	1	6	2	2	0	0	18
11	Haywood, Deandre	g	0-0	0-0	0-0	0	0	0	0	2	0	1	0	0	1
20	Gasevic, Mrdjan	g	0-1	0-0	1-2	1	1	2	1	1	0	0	0	0	14
23	Owens, Jason	g	1-3	0-0	0-0	0	1	1	0	2	0	0	0	0	7
Team						2	0	2							
Totals			19-56	6-22	6-9	11	17	28	19	50	12	12	1	3	200
FG % 1st Half: 7-30 23.3% 2nd half: 12-26 46.2% Game: 19-56 33.9%															
3FG % 1st Half: 1-11 9.1% 2nd half: 5-11 45.5% Game: 6-22 27.3%															
FT % 1st Half: 3-4 75.0% 2nd half: 3-5 60.0% Game: 6-9 66.7%															

Georgia Tech 68 • 2-0

##	Player	Total		3-Ptr		Rebounds			PF	TP	A	TO	Blk	Stl	Min
		FG-FGA	FG-FGA	FG-FGA	FT-FTA	Off	Def	Tot							
03	Georges-Hunt, Marcus	f	4-8	1-2	3-4	1	7	8	2	12	3	1	0	1	32
04	Carter Jr., Robert	f	5-6	0-0	1-2	0	4	4	2	11	1	0	5	1	27
05	Miller, Daniel	c	2-4	0-0	4-4	2	3	5	1	8	0	3	2	2	29
02	Poole, Solomon	g	0-4	0-1	2-2	0	3	3	2	2	8	1	0	0	20
23	Golden, Trae	g	7-10	0-2	2-2	0	2	2	1	16	3	3	0	0	39
01	Poole Jr., Stacey	g	2-2	1-1	1-1	1	1	2	0	6	1	1	0	0	9
10	Jorgenson, Travis	g	0-4	0-2	0-0	0	0	0	1	0	2	1	0	0	16
12	Stephens, Quinton	g	1-3	0-2	0-0	0	1	1	0	2	0	0	0	0	8
24	Holsey, Kammeon	g	3-4	0-0	3-3	0	4	4	2	9	1	2	0	0	15
30	Heyward, Corey	g	0-0	0-0	2-2	0	0	0	0	2	0	0	0	0	5
Team						0	1	1							
Totals			24-45	2-10	18-20	4	26	30	11	68	19	12	7	5	200
FG % 1st Half: 11-22 50.0% 2nd half: 13-23 56.5% Game: 24-45 53.3%															
3FG % 1st Half: 0-5 0.0% 2nd half: 5-11 45.5% Game: 6-22 27.3%															
FT % 1st Half: 9-11 81.8% 2nd half: 9-9 100.0% Game: 18-20 90.0%															

Officials: Raymond Styons, Michael Roberts, Bill Covington, Jr.
 Technical fouls: Delaware State-None. Georgia Tech-None.
 Attendance: 5390

Score by periods	1st	2nd	Total
Delaware State	18	32	50
Georgia Tech	31	37	68

	In	Off	2nd	Fast	Bench
Points	Paint	T/O	Chance	Break	
DSU	18	10	11	5	17
GT	36	10	5	14	19

Last FG - DSU 2nd-01:41, GT 2nd-00:30.
 Largest lead - DSU None, GT by 19 2nd-18:23.

Score tied - 0 times.
 Lead changed - 0 times.

Official Basketball Box Score -- Game Totals -- Final Statistics
Georgia Tech vs Georgia
11/15/13 7 p.m. at Stegeman Coliseum - Athens, Ga.

Georgia Tech 80 • 3-0

##	Player	Total		3-Ptr		Rebounds			PF	TP	A	TO	Blk	Stl	Min
		FG-FGA	FG-FGA	FG-FGA	FT-FTA	Off	Def	Tot							
04	Carter Jr., Robert	f	1-5	0-2	1-2	1	7	8	4	3	2	1	3	2	19
05	Miller, Daniel	c	6-9	0-0	2-3	3	10	13	3	14	0	0	0	1	34
02	Poole, Solomon	g	2-6	1-5	0-0	1	1	1	0	5	2	1	0	0	15
03	Georges-Hunt, Marcus	g	2-8	0-1	7-8	0	4	4	3	11	2	3	1	2	29
23	Golden, Trae	g	4-11	2-5	8-10	0	2	3	18	1	1	0	0	0	36
01	Poole Jr., Stacey	g	2-5	1-1	0-0	0	1	1	2	5	0	0	0	0	11
10	Jorgenson, Travis	g	2-5	0-0	3-4	0	2	2	0	7	1	3	0	1	23
12	Stephens, Quinton	g	3-8	0-0	1-1	3	1	4	1	7	0	1	0	0	8
24	Holsey, Kammeon	g	4-8	0-0	2-3	6	6	12	4	10	0	2	0	0	19
30	Heyward, Corey	g	0-2	0-0	0-0	0	0	0	1	0	1	0	0	2	6
Team						2	0	2							
Totals			26-67	4-14	24-31	15	34	49	21	80	9	12	4	8	200
FG % 1st Half: 15-38 39.5% 2nd half: 11-29 37.9% Game: 26-67 38.8%															
3FG % 1st Half: 2-7 28.6% 2nd half: 2-7 28.6% Game: 4-14 28.6%															
FT % 1st Half: 11-12 91.7% 2nd half: 13-19 68.4% Game: 24-31 77.4%															

Georgia 71 • 1-1

##	Player	Total		3-Ptr		Rebounds			PF	TP	A	TO	Blk	Stl	Min
		FG-FGA	FG-FGA	FG-FGA	FT-FTA	Off	Def	Tot							
11	Forte, Cameron	f	3-7	0-0	2-6	0	5	5	1	8	1	1	1	0	18
15	Williams, Donte	f	2												

Official Basketball Box Score -- Game Totals -- Final Statistics
North Carolina A&T vs Georgia Tech
11/24/13 2 p.m. at McCamish Pavilion, Atlanta, Ga.

North Carolina A&T 71 • 1-3

##	Player	Total			3-Ptr			Rebounds			PF	TP	A	TO	Blk	Stl	Min
		FG	FGA	FT	FTA	Off	Def	Tot									
32	Beckford, Bruce	f	3-7	2-4	4-6	1	10	11	4	12	0	2	0	0	0	27	
42	Taylor, Maurice	f	0-0	0-0	0-0	0	1	1	0	0	2	2	0	1	1	9	
05	Akinkugbe, Bryan	c	0-1	0-1	0-0	1	0	1	4	0	0	1	0	0	0	10	
03	Underwood, Jeremy	g	1-6	1-3	0-0	0	3	3	5	3	7	3	0	0	1	34	
30	Middleton, Lamont	g	3-14	2-4	4-8	2	2	4	3	12	5	1	0	0	0	32	
00	Simmons, Jerome		0-0	0-0	0-0	1	0	1	1	0	0	1	0	0	0	6	
11	Briscoe, Michael		0-0	0-0	0-0	0	0	0	0	0	0	0	0	0	0	0+	
20	Pack, Richard		4-9	1-4	10-13	0	2	2	2	19	1	2	0	0	0	35	
23	Keyes, Denzel		2-2	0-0	0-0	1	0	1	1	4	0	1	0	0	0	8	
33	Silverand, Waylan		0-0	0-0	0-1	0	0	0	5	0	0	1	1	0	0	9	
34	Doby, Khary		6-9	4-6	1-1	1	3	4	17	0	0	0	0	0	0	23	
44	Burrough, Steven		1-2	0-0	2-2	1	1	2	4	4	1	1	1	0	0	7	
	Team					2	2	4									
	Totals		20-50	10-22	21-31	10	24	34	33	71	16	14	3	2	200		

FG % 1st Half: 11-26 42.3% 2nd half: 9-24 37.5% Game: 20-50 40.0%
3FG % 1st Half: 6-11 54.5% 2nd half: 4-11 36.4% Game: 10-22 45.5%
FT % 1st Half: 9-13 69.2% 2nd half: 12-18 66.7% Game: 21-31 67.7%

Deadball Rebounds: 5

Georgia Tech 78 • 4-1

##	Player	Total			3-Ptr			Rebounds			PF	TP	A	TO	Blk	Stl	Min
		FG	FGA	FT	FTA	Off	Def	Tot									
03	Georges-Hunt, Marcus	f	6-11	2-4	2-5	2	5	7	1	16	0	0	0	0	0	35	
04	Carter Jr., Robert	f	3-7	0-0	3-6	2	11	13	1	9	3	4	1	3	32		
05	Miller, Daniel	c	4-5	0-0	2-5	4	0	4	5	10	0	0	0	0	20		
11	Bolden, Chris	g	1-6	0-3	1-3	1	0	1	4	3	0	1	0	1	17		
23	Golden, Trae	g	4-9	1-3	11-12	0	1	1	3	20	7	3	0	1	38		
01	Poole Jr., Stacey		0-0	0-0	3-4	0	1	1	2	3	0	1	0	1	9		
02	Poole, Solomon		2-6	2-5	0-0	0	0	0	3	6	3	0	0	1	15		
12	Stephens, Quinton		0-1	0-0	1-2	0	0	0	0	1	0	0	0	0	5		
24	Holsey, Kammeon		2-5	0-0	6-9	1	5	6	3	10	2	0	0	1	26		
30	Heyward, Corey		0-0	0-0	0-0	0	1	1	2	0	0	1	0	0	3		
	Team					1	1	2									
	Totals		22-50	5-15	29-46	11	25	36	24	78	15	10	1	9	200		

FG % 1st Half: 11-28 39.3% 2nd half: 11-22 50.0% Game: 22-50 44.0%
3FG % 1st Half: 3-8 37.5% 2nd half: 2-7 28.6% Game: 5-15 33.3%
FT % 1st Half: 8-18 44.4% 2nd half: 21-28 75.0% Game: 29-46 63.0%

Deadball Rebounds: 10

Officials: Jerry Heater, Ron Tyburski, Earl Crawford
Technical fouls: North Carolina A&T-None. Georgia Tech-None.
Attendance: 5639

Score by periods	1st	2nd	Total
North Carolina A&T	37	34	71
Georgia Tech	33	45	78

Last FG - NCAT 2nd-00:36, GT 2nd-01:36.
Largest lead - NCAT by 11 2nd-13:46, GT by 9 1st-10:56.

Points in Paint: NCAT 18, GT 20
Off T/O: NCAT 12, GT 15
Chance Break: NCAT 7, GT 4
Fast Break: NCAT 4, GT 20

Score tied - 4 times.
Lead changed - 4 times.

Official Basketball Box Score -- Game Totals -- Final Statistics
Miss. Valley State vs Georgia Tech
11/26/13 7 p.m. at McCamish Pavilion, Atlanta, Ga.

Miss. Valley State 59 • 1-5, 0-0

##	Player	Total			3-Ptr			Rebounds			PF	TP	A	TO	Blk	Stl	Min
		FG	FGA	FT	FTA	Off	Def	Tot									
23	Currington, James	f	1-4	0-0	3-4	1	2	3	4	5	0	0	2	1	24		
31	Francis, Julius	c	1-6	0-0	1-2	2	4	6	0	3	0	2	0	0	0	14	
01	Priar, DeAngelo	g	5-10	3-4	1-2	0	2	2	3	14	4	1	0	1	33		
03	Marshall, Darryl	g	2-3	1-2	0-0	0	0	0	2	5	1	2	0	0	1	14	
24	McDonald, Anthony	g	6-16	3-11	2-2	0	3	3	2	17	2	1	0	0	0	28	
00	Vaughn, Vacha		0-2	0-1	0-0	1	1	2	0	0	1	0	0	0	0	6	
02	Washington, Jordan		4-5	4-5	0-0	1	3	4	1	12	2	2	0	0	0	17	
10	Fauntleroy, Thaddeus		0-4	0-1	1-2	0	0	0	0	1	0	1	0	1	0	12	
11	Dobbs, Cameron		0-2	0-2	0-0	0	0	0	1	0	0	1	0	0	0	6	
13	Henry, Cortland		0-0	0-0	0-0	0	0	0	0	0	1	0	0	0	0	6	
22	Ralling, Blake		1-6	0-2	0-0	1	1	2	2	2	2	1	0	0	1	21	
32	Milstein, Ben		0-1	0-0	0-0	1	0	1	0	0	0	0	0	0	0	3	
33	Hurt, Daniel		0-3	0-1	0-2	0	0	0	0	0	0	1	0	0	2	10	
	Team					3	2	5									
	Totals		20-62	11-29	8-14	10	18	28	15	59	12	11	2	6	200		

FG % 1st Half: 4-31 12.9% 2nd half: 16-31 51.6% Game: 20-62 32.3%
3FG % 1st Half: 4-15 26.7% 2nd half: 7-14 50.0% Game: 11-29 37.9%
FT % 1st Half: 2-4 50.0% 2nd half: 6-10 60.0% Game: 8-14 57.1%

Deadball Rebounds: 2,1

Georgia Tech 76 • 5-1, 0-0

##	Player	Total			3-Ptr			Rebounds			PF	TP	A	TO	Blk	Stl	Min
		FG	FGA	FT	FTA	Off	Def	Tot									
03	Georges-Hunt, Marcus	f	3-5	0-1	0-0	1	1	2	0	6	3	1	1	2	21		
04	Carter Jr., Robert	f	6-10	0-1	1-1	2	13	15	2	13	4	4	3	0	0	21	
05	Miller, Daniel	c	4-5	0-0	0-2	2	10	12	0	8	1	1	2	0	20		
11	Bolden, Chris	g	4-10	1-3	0-0	1	2	3	0	9	0	1	0	1	21		
23	Golden, Trae	g	3-4	1-2	3-4	0	2	2	1	10	4	1	0	1	21		
01	Poole Jr., Stacey		1-3	0-0	2-4	0	1	1	0	4	1	0	0	0	12		
02	Poole, Solomon		2-4	1-2	0-0	1	2	3	2	5	3	3	0	0	17		
12	Stephens, Quinton		4-8	1-1	1-2	1	2	3	10	1	1	0	0	0	20		
24	Holsey, Kammeon		2-7	0-0	2-2	3	2	5	4	6	2	1	1	1	17		
30	Heyward, Corey		1-3	0-2	0-2	0	1	1	2	2	0	3	0	1	18		
31	Peek, Aaron		0-0	0-0	0-0	0	0	0	0	0	0	0	0	0	2		
32	Doyle, Brooks		1-1	1-1	0-0	0	0	0	0	3	1	0	0	0	6		
41	Gurry, Colin		0-0	0-0	0-0	0	0	0	0	0	0	0	0	0	2		
43	Wamer, Ron		0-1	0-1	0-0	0	0	0	0	0	0	0	0	0	2		
	Team					2	0	2									
	Totals		31-61	5-14	9-17	13	36	49	14	76	20	15	8	6	200		

FG % 1st Half: 17-31 54.8% 2nd half: 14-30 46.7% Game: 31-61 50.8%
3FG % 1st Half: 1-5 20.0% 2nd half: 4-9 44.4% Game: 5-14 35.7%
FT % 1st Half: 6-9 66.7% 2nd half: 3-8 37.5% Game: 9-17 52.9%

Deadball Rebounds: 6

Officials: Roger Ayers, Jeff Nichols, Clarence Armstrong
Technical fouls: Miss. Valley State-None. Georgia Tech-None.
Attendance: 5336

Score by periods	1st	2nd	Total
Miss. Valley State	14	45	59
Georgia Tech	41	35	76

Last FG - MVSU 2nd-00:43, GT 2nd-02:18.
Largest lead - MVSU None, GT by 35 2nd-09:29.

Points in Paint: MVSU 14, GT 44
Off T/O: MVSU 13, GT 19
Chance Break: MVSU 5, GT 15
Fast Break: MVSU 3, GT 30

Score tied - 1 time.
Lead changed - 0 times.

Official Basketball Box Score -- Game Totals -- Final Statistics
Georgia Tech vs Mississippi
11/29/13 4:32 p.m. at Brooklyn, N.Y. (Barclays Center)

Georgia Tech 67 • 5-2

##	Player	Total			3-Ptr			Rebounds			PF	TP	A	TO	Blk	Stl	Min
		FG	FGA	FT	FTA	Off	Def	Tot									
03	Georges-Hunt, Marcus	f	3-8	0-2	4-4	2	3	5	3	10	0	2	1	2	25		
04	Carter Jr., Robert	f	3-9	1-2	4-7	4	9	13	1	11	0	3	0	1	25		
05	Miller, Daniel	c	1-2	0-0	0-0	0	5	5	1	2	2	0	1	0	26		
11	Bolden, Chris	g	1-8	0-2	1-2	0	1	1	0	3	1	0	0	0	25		
23	Golden, Trae	g	4-12	1-4	1-3	1	5	6	2	10	5	1	0	0	33		
01	Poole Jr., Stacey		1-4	0-1	0-0	0	0	0	0	2	0	2	0	0	9		
02	Poole, Solomon		9-16	5-9	1-3	0	0	0	2	24	2	0	0	1	23		
12	Stephens, Quinton		0-0	0-0	0-0	1	1	2	2	0	2	1	0	2	11		
24	Holsey, Kammeon		1-4	0-0	3-3	1	3	4	2	5	0	3	0	0	16		
30	Heyward, Corey		0-0	0-0	0-0	0	0	0	3	0	2	0	0	1	7		
	Team					6	0	6									
	Totals		23-63	7-20	14-22	15	27	42	16	67	14	12	2	7	200		

FG % 1st Half: 7-34 20.6% 2nd half: 16-29 55.2% Game: 23-63 36.5%
3FG % 1st Half: 1-10 10.0% 2nd half: 6-10 60.0% Game: 7-20 35.0%
FT % 1st Half: 6-8 75.0% 2nd half: 8-14 57.1% Game: 14-22 63.6%

Deadball Rebounds: 4

Mississippi 77 • 5-0

##	Player	Total			3-Ptr			Rebounds			PF	TP	A	TO	Blk	Stl	Min
		FG	FGA	FT	FTA	Off	Def	Tot									
34	Jones, Aaron	f	0-4	0-0	0-0	1	5	6	4	0	1	2	4	0	1	24	
04	Cox, Demarco	c	6-9	0-0	3-5	5	8	13	4	15	0	0	1	0	33		
01	Newby, Martavius	g	1-1	0-0	0-0	1	1	2	3	2	2	0	0	0	13		
03	Millinghaus, Derrick	g	5-13	1-1	5-6	0	3	3	1	16	2	2	0	1	29		
32	Summers, Jarvis	g	1-3	1-2	3-4	0	4	4	6	1	2	0	0	1	18		
10	White, LaDarius		2-7	0-1	2-2	0	0										

Official Basketball Box Score -- Game Totals -- Final Statistics
Illinois vs Georgia Tech
12/3/13 7:15 p.m. at McCamish Pavilion, Atlanta, Ga.

Illinois 64 • 7-1

#	Player	Total			3-Ptr			Rebounds			PF	TP	A	TO	Blk	Stl	Min
		FG	FGA	FT	FGA	FTA	Off	Def	Tot								
02	Bertrand, Joseph	f	4-8	2-3	0-0	1	5	6	1	10	1	0	0	0	0	33	
33	Ekey, Jon	f	2-6	1-4	0-0	3	6	9	4	5	0	0	1	0	0	31	
32	Egwu, Nnanna	c	4-11	0-1	1-1	2	2	4	4	9	1	3	2	0	0	29	
13	Abrams, Tracy	c	1-7	0-3	5-6	1	1	2	3	7	2	3	0	0	0	26	
24	Rice, Rayvonte	g	8-15	3-9	5-7	0	3	3	2	24	3	1	2	2	3	37	
01	Tate, Jaylon	g	0-1	0-1	0-0	0	1	1	0	0	5	0	0	0	0	14	
21	Hill, Malcolm	g	1-1	0-0	0-0	0	0	0	0	2	0	1	1	0	0	6	
22	Morgan, Maverick	g	0-0	0-0	0-0	0	0	0	3	0	1	1	1	0	0	8	
25	Nunn, Kendrick	g	2-4	1-2	0-0	0	0	0	0	5	0	0	0	0	0	10	
31	Colbert, Austin	g	1-2	0-0	0-1	0	0	0	2	2	0	0	0	0	0	6	
	Team					2	3	5									
	Totals		23-55	7-23	11-15	9	21	30	19	64	13	11	7	3	200		

FG % 1st Half: 13-30 43.3% 2nd half: 10-25 40.0% Game: 23-55 41.8% Deadball Rebounds 3.1
3FG % 1st Half: 6-15 40.0% 2nd half: 1-8 12.5% Game: 7-23 30.4%
FT % 1st Half: 1-3 33.3% 2nd half: 10-12 83.3% Game: 11-15 73.3%

Georgia Tech 67 • 6-3

#	Player	Total			3-Ptr			Rebounds			PF	TP	A	TO	Blk	Stl	Min
		FG	FGA	FT	FGA	FTA	Off	Def	Tot								
03	Georges-Hunt, Marcus	f	7-13	2-3	4-4	2	0	2	2	20	3	1	0	0	0	36	
04	Carter Jr., Robert	f	6-10	2-4	7-8	4	5	9	1	21	3	2	0	0	0	30	
05	Miller, Daniel	c	4-7	0-0	1-2	1	3	4	2	9	1	0	2	1	0	33	
11	Bolden, Chris	g	1-8	0-3	0-0	0	4	4	1	2	2	1	0	0	0	26	
23	Golden, Trae	g	0-5	0-3	3-5	0	2	2	3	3	3	0	0	0	0	28	
01	Poole Jr., Stacey	g	0-2	0-0	0-0	0	1	1	0	0	1	0	0	0	0	5	
02	Poole, Solomon	g	2-6	2-6	0-0	0	1	1	1	6	0	3	0	0	0	21	
24	Holsey, Kammeon	g	3-5	0-0	0-0	3	2	5	1	6	1	1	0	0	0	17	
30	Heyward, Corey	g	0-0	0-0	0-0	0	1	1	0	0	0	0	0	0	0	4	
	Team					2	2	4									
	Totals		23-56	6-19	15-19	12	21	33	12	67	13	9	2	2	200		

FG % 1st Half: 13-28 46.4% 2nd half: 10-28 35.7% Game: 23-56 41.1% Deadball Rebounds 3.3
3FG % 1st Half: 3-8 37.5% 2nd half: 3-11 27.3% Game: 6-19 31.6%
FT % 1st Half: 7-11 63.6% 2nd half: 8-8 100.0% Game: 15-19 78.9%

Officials: Les Jones, Pat Driscoll, Tim Nestor
Technical fouls: Illinois-None. Georgia Tech-None.
Attendance: 6516
Big Ten/ACC Challenge

Score by periods	1st	2nd	Total
Illinois	33	31	64
Georgia Tech	36	31	67

Last FG - ILL 2nd-01:30, GT 2nd-00:24. Score tied - 5 times.
Largest lead - ILL by 12 2nd-09:13, GT by 5 2nd-17:13. Lead changed - 3 times.

Official Basketball Box Score -- Game Totals -- Final Statistics
East Tennessee State vs Georgia Tech
12/7/13 2 p.m. at McCamish Pavilion, Atlanta, Ga.

East Tennessee State 57 • 4-6

#	Player	Total			3-Ptr			Rebounds			PF	TP	A	TO	Blk	Stl	Min
		FG	FGA	FT	FGA	FTA	Off	Def	Tot								
13	Merrilweather, A.J.	f	7-13	1-2	3-4	2	5	7	3	18	2	4	0	0	1	34	
20	Harris, Hunter	f	3-5	0-0	2-4	2	0	2	1	8	0	3	0	0	0	21	
35	Gadsden-Gilliard, K.	c	0-5	0-1	0-0	0	3	3	5	0	3	2	0	0	0	25	
01	McClain, Petey	g	0-1	0-0	0-0	0	0	0	0	0	1	1	0	0	0	12	
04	Rember, Rashawn	g	0-6	0-4	2-2	1	3	4	0	2	0	1	0	0	2	24	
00	Giplaye, Ron	g	1-3	0-0	0-0	0	3	3	0	2	1	0	0	1	0	5	
02	Harris, Devin	g	1-4	0-0	0-0	0	2	2	0	2	0	1	0	0	0	12	
05	Riley, Jalen	g	4-12	0-3	4-4	1	1	2	3	12	1	1	0	0	2	21	
10	Banks, Isaac	g	1-3	0-1	0-1	1	4	5	0	2	1	1	0	0	0	12	
11	Halvorsen, Todd	g	0-2	0-2	0-0	0	0	0	0	0	2	1	0	0	3	7	
15	Wilson, Lester	g	3-11	3-9	0-0	1	1	2	2	9	0	0	0	0	2	18	
34	Podersis, Lukas	g	1-2	0-0	0-0	2	0	2	1	2	1	0	0	0	0	9	
	Team					4	1	5									
	Totals		21-67	4-22	11-15	16	20	36	15	57	13	15	1	13	200		

FG % 1st Half: 7-32 21.9% 2nd half: 14-35 40.0% Game: 21-67 31.3% Deadball Rebounds 1
3FG % 1st Half: 3-14 21.4% 2nd half: 1-8 12.5% Game: 4-22 18.2%
FT % 1st Half: 6-8 75.0% 2nd half: 5-7 71.4% Game: 11-15 73.3%

Georgia Tech 87 • 7-3

#	Player	Total			3-Ptr			Rebounds			PF	TP	A	TO	Blk	Stl	Min
		FG	FGA	FT	FGA	FTA	Off	Def	Tot								
03	Georges-Hunt, Marcus	f	8-13	2-5	0-0	1	1	2	1	18	5	0	1	1	0	23	
04	Carter Jr., Robert	f	5-10	0-1	1-2	1	7	8	1	11	1	1	0	0	0	22	
05	Miller, Daniel	c	1-1	0-0	2-2	4	6	10	2	4	1	2	1	0	0	20	
02	Poole, Solomon	g	2-2	1-1	0-0	0	3	3	0	5	4	1	0	0	0	18	
30	Heyward, Corey	g	0-1	0-1	0-0	0	2	2	1	0	3	1	1	1	0	21	
01	Poole Jr., Stacey	g	3-9	3-4	2-2	0	1	1	0	11	1	0	1	0	1	17	
11	Bolden, Chris	g	2-6	1-4	1-1	0	0	0	3	6	3	3	0	0	3	17	
12	Stephens, Quinton	g	4-7	1-2	0-1	3	4	7	1	9	1	2	2	1	0	14	
23	Golden, Trae	g	3-6	2-4	5-6	0	2	2	13	5	2	0	0	2	17		
24	Holsey, Kammeon	g	3-5	0-0	0-0	3	4	7	3	6	0	1	1	0	0	15	
31	Peek, Aaron	g	1-2	0-0	0-0	1	1	2	1	2	0	0	0	0	0	4	
32	Doyle, Brooks	g	0-2	0-1	0-0	0	1	1	0	0	2	1	0	0	0	6	
41	Gurry, Colin	g	0-0	0-0	0-0	0	0	0	0	0	0	1	0	1	0	3	
43	Wamer, Ron	g	1-1	0-0	0-0	0	1	1	0	2	0	2	0	0	0	3	
	Team					0	0	0									
	Totals		33-65	10-23	11-14	13	33	46	16	87	26	17	7	10	200		

FG % 1st Half: 17-34 50.0% 2nd half: 16-31 51.6% Game: 33-65 50.8% Deadball Rebounds 2
3FG % 1st Half: 4-12 33.3% 2nd half: 6-11 54.5% Game: 10-23 43.5%
FT % 1st Half: 6-6 100.0% 2nd half: 5-8 62.5% Game: 11-14 78.6%

Officials: Gary Maxwell, Mike Stuart, Ed Corbett
Technical fouls: East Tennessee State-None. Georgia Tech-None.
Attendance: 5889

Score by periods	1st	2nd	Total
East Tennessee State	23	34	57
Georgia Tech	44	43	87

Last FG - ETSU 2nd-00:41, GT 2nd-00:15. Score tied - 0 times.
Largest lead - ETSU None, GT by 43 2nd-04:59. Lead changed - 0 times.

Official Basketball Box Score -- Game Totals -- Final Statistics
Kennesaw State vs Georgia Tech
12/16/13 7 p.m. at McCamish Pavilion, Atlanta, Ga.

Kennesaw State 57 • 3-8

#	Player	Total			3-Ptr			Rebounds			PF	TP	A	TO	Blk	Stl	Min
		FG	FGA	FT	FGA	FTA	Off	Def	Tot								
05	Morena, Bernard	f	1-7	0-2	0-2	1	3	4	0	2	0	3	1	0	1	18	
12	Rucker, Nate	f	2-4	0-0	1-3	0	4	4	4	5	0	1	0	0	0	15	
24	Coleman, Orlando	f	5-7	0-1	2-2	3	4	7	1	12	0	1	0	0	2	30	
50	Kouassi, Willy	c	0-3	0-0	0-5	3	5	8	4	0	0	1	3	0	0	23	
04	Brown, Yonel	g	3-9	0-3	2-3	0	0	0	2	8	2	2	0	0	0	23	
01	Pruitt, Nigel	g	2-4	1-3	1-2	0	0	0	3	6	2	1	0	1	0	18	
03	Love, Delbert	g	3-13	1-5	0-2	1	3	4	1	7	3	0	0	3	0	26	
11	Hamilton, Myles	g	0-1	0-1	2-2	0	1	1	3	2	2	0	0	0	0	16	
21	Drees, Kris	g	0-0	0-0	0-0	0	0	0	3	0	0	0	0	0	0	7	
23	Wozniak, Tanner	g	0-1	0-1	2-2	0	2	2	0	2	1	1	0	0	0	7	
45	Osemhen, Andrew	g	5-6	0-0	3-5	0	1	1	4	13	0	1	0	0	0	17	
	Team					6	0	6									
	Totals		21-55	2-16	13-28	14	23	37	25	57	10	11	4	7	200		

FG % 1st Half: 11-27 40.7% 2nd half: 10-28 35.7% Game: 21-55 38.2% Deadball Rebounds 5.1
3FG % 1st Half: 0-7 0.0% 2nd half: 2-9 22.2% Game: 2-16 12.5%
FT % 1st Half: 4-10 40.0% 2nd half: 9-18 50.0% Game: 13-28 46.4%

Georgia Tech 74 • 8-3

#	Player	Total			3-Ptr			Rebounds			PF	TP	A	TO	Blk	Stl	Min
		FG	FGA	FT	FGA	FTA	Off	Def	Tot								
03	Georges-Hunt, Marcus	f	4-12	0-2	2-4	1	5	6	2	10	3	1	1	0	0	31	
04	Carter Jr., Robert	f	5-6	0-0	5-7	6	9	15	5	15	2	1	2	0	0	30	
05	Miller, Daniel	c	6-9	0-0	4-5	3	5	8	2	16	2	1	3	3	0	28	
11	Bolden, Chris	g	1-6	1-3	0-0	0	1	1	1	3	0	0	0	0	0	24	
23	Golden, Trae	g	4-7	1-3	6-9	1	4	5	2	15	4	2	0	1	1	32	
01	Poole Jr., Stacey	g	2-4	0-2	0-2	0	2	2	1	4	1	0	0	1	0	10	
02	Poole, Solomon	g	1-6	0-1	0-0	0	0	0	1	2	1	3	0	0	0	9	
12	Stephens, Quinton	g	0-1	0-0	0-0	0	0	0	1	0	0	0	0	0	0	4	
14	Morris, Jason	g	0-1	0-0	0-0	0	0	0	2	0	0	0	0	0	0	4	
24	Holsey, Kammeon	g	3-6	0-0	1-2	3	4	7	1	7	0	2	0	1	0	18	
30	Heyward, Corey	g	1-1	0-0	0-0	0	0	0	1	2	1	1	0	1	0	10	
	Team					2	0	2									
	Totals		27-59	2-11	18-29	16											

Official Basketball Box Score -- Game Totals -- Final Statistics
Georgia Tech vs Charlotte
12/29/13 7:00 p.m. at Dale F. Halton Arena (Charlotte, N.C.)

Georgia Tech 58 • 9-4

##	Player	Total			3-Ptr		Rebounds			PF	TP	A	TO	Blk	Stl	Min
		FG-FGA	FG-FGA	FT-FTA	Off	Def	Tot									
04	Georges-Hunt, Marcus	f	5-10	0-2	0-0	2	2	4	2	10	2	2	0	0	34	
04	Carter Jr., Robert	f	4-6	0-1	0-0	2	6	8	2	8	0	3	2	2	30	
05	Miller, Daniel	c	4-6	0-0	1-2	3	6	9	3	9	2	1	2	1	32	
14	Morris, Jason	g	1-6	0-4	1-2	1	3	4	2	3	2	3	0	0	23	
23	Golden, Trae	g	7-13	4-7	6-6	1	1	2	1	24	1	3	0	0	33	
11	Bolden, Chris	f	0-1	0-0	0-0	0	0	0	1	0	0	1	0	0	6	
12	Stephens, Quinton	f	2-7	0-3	0-0	1	5	6	1	4	2	0	2	0	18	
24	Holsey, Kammeon	f	0-2	0-0	0-0	1	3	4	3	0	0	2	0	1	17	
30	Heyward, Corey	f	0-0	0-0	0-0	0	0	0	1	0	1	1	1	0	7	
	Team					2	2	4								
	Totals		23-51	4-17	8-10	13	28	41	16	58	10	16	7	4	200	

FG % 1st Half: 11-28 39.3% 2nd half: 12-23 52.2% Game: 23-51 45.1%
3FG % 1st Half: 1-7 14.3% 2nd half: 3-10 30.0% Game: 4-17 23.5%
FT % 1st Half: 4-4 100.0% 2nd half: 4-6 66.7% Game: 8-10 80.0%
Deadball Rebounds: 1

Charlotte 55 • 8-4

##	Player	Total			3-Ptr		Rebounds			PF	TP	A	TO	Blk	Stl	Min
		FG-FGA	FG-FGA	FT-FTA	Off	Def	Tot									
21	CLAYTON, Willie	f	3-6	0-0	5-6	7	2	9	3	11	0	2	0	4	35	
12	THORNE JR., Mike	c	1-9	0-0	1-2	4	1	5	1	3	0	0	0	0	24	
10	INGRAM, Denzel	g	8-10	3-5	1-2	0	4	4	2	20	0	1	0	2	32	
14	WILLIAMS, Terrence	g	2-6	2-2	2-2	1	1	2	3	8	2	2	0	1	26	
24	CERRY, Ben	g	0-2	0-1	0-0	0	1	1	0	0	2	0	0	0	17	
03	LESTER, Shawn	g	3-15	1-7	0-0	1	3	4	2	7	0	2	0	0	24	
15	HENRY, Pierria	f	2-10	0-3	0-2	0	2	2	2	4	7	0	1	2	36	
30	BRYAN, Marcus	f	1-2	0-0	0-0	0	1	1	0	2	0	1	0	0	6	
	Team					3	1	4								
	Totals		20-60	6-18	9-14	16	16	32	13	55	11	8	1	9	200	

FG % 1st Half: 10-28 35.7% 2nd half: 10-32 31.3% Game: 20-60 33.3%
3FG % 1st Half: 1-5 20.0% 2nd half: 5-13 38.5% Game: 6-18 33.3%
FT % 1st Half: 3-6 50.0% 2nd half: 6-8 75.0% Game: 9-14 64.3%
Deadball Rebounds: 1

Officials: Gary Maxwell, Raymond Styons, Jacyn Goble
Technical fouls: Georgia Tech-None. Charlotte-None.
Attendance: 6150

Score by periods	1st	2nd	Total
Georgia Tech	27	31	58
Charlotte	24	31	55

Last FG - GT 2nd-00:04, CHA 2nd-00:10.

Largest lead - GT by 9 2nd-03:01, CHA by 2 1st-19:38.

Points In Off 2nd Fast
Paint T/O Chance Break Bench
GT 20 7 14 7 4
CHA 22 13 7 14 13
Score tied - 3 times.
Lead changed - 7 times.

Official Basketball Box Score -- Game Totals -- Final Statistics
Georgia Tech vs Maryland
1/4/14 2 p.m. at Comcast Center, College Park, Md.

Georgia Tech 61 • 9-5, 0-1 ACC

##	Player	Total			3-Ptr		Rebounds			PF	TP	A	TO	Blk	Stl	Min
		FG-FGA	FG-FGA	FT-FTA	Off	Def	Tot									
14	Morris, Jason	f	2-6	1-2	0-0	0	5	5	0	5	0	0	0	0	20	
24	Holsey, Kammeon	f	3-8	0-0	0-0	1	3	4	2	6	0	0	1	1	27	
05	Miller, Daniel	c	2-7	0-0	3-4	0	4	4	3	7	2	1	3	0	30	
03	Georges-Hunt, Marcus	g	4-11	1-4	2-4	2	2	4	2	11	1	1	0	0	32	
23	Golden, Trae	g	4-12	0-5	2-4	0	5	5	3	10	3	3	0	0	36	
01	Poole Jr., Stacey	f	2-3	0-1	1-1	1	2	3	1	5	0	0	0	0	12	
02	Poole, Solomon	f	2-6	1-4	0-0	0	1	1	1	5	0	2	0	0	13	
11	Bolden, Chris	f	1-2	0-0	0-0	0	2	2	2	2	1	1	0	1	9	
12	Stephens, Quinton	f	3-5	2-3	2-2	2	4	6	3	10	0	2	0	0	19	
30	Heyward, Corey	f	0-0	0-0	0-0	0	0	0	0	0	0	0	0	0	2	
	Team					1	1	2								
	Totals		23-60	5-19	10-15	7	29	36	17	61	7	11	4	2	200	

FG % 1st Half: 11-26 42.3% 2nd half: 12-34 35.3% Game: 23-60 38.3%
3FG % 1st Half: 1-3 33.3% 2nd half: 4-16 25.0% Game: 5-19 26.3%
FT % 1st Half: 6-10 60.0% 2nd half: 4-5 80.0% Game: 10-15 66.7%

Maryland 77 • 10-5, 2-0 ACC

##	Player	Total			3-Ptr		Rebounds			PF	TP	A	TO	Blk	Stl	Min
		FG-FGA	FG-FGA	FT-FTA	Off	Def	Tot									
01	Smotrycz, Evan	f	6-9	2-4	0-0	1	4	5	2	14	3	2	0	2	30	
10	Layman, Jake	f	2-5	2-4	0-0	0	4	4	2	6	0	1	1	0	22	
44	Cleare, Shaquille	f	3-5	0-0	2-3	1	1	2	1	8	1	0	0	0	19	
02	Peters, Roddy	g	2-5	0-0	1-1	0	0	0	1	5	0	1	0	2	24	
32	Wells, Dez	g	3-8	0-1	5-5	0	3	3	2	11	2	1	0	0	29	
00	Mitchell, Charles	f	3-11	0-0	0-1	2	9	11	2	6	1	0	1	1	15	
04	Allen, Seth	f	3-8	2-4	2-3	0	1	1	0	10	2	1	0	0	20	
05	Faust, Nick	f	6-8	4-6	0-2	0	3	3	3	16	1	1	0	1	26	
25	Graham, Jonathan	f	0-1	0-0	1-2	0	2	2	2	1	1	0	0	0	15	
	Team					1	2	3								
	Totals		28-60	10-19	11-17	5	29	34	15	77	16	6	3	4	200	

FG % 1st Half: 17-33 51.5% 2nd half: 11-27 40.7% Game: 28-60 46.7%
3FG % 1st Half: 7-12 58.3% 2nd half: 3-7 42.9% Game: 10-19 52.6%
FT % 1st Half: 2-3 66.7% 2nd half: 9-14 64.3% Game: 11-17 64.7%

Officials: Joe Lindsay, Gary Maxwell, Jeff Clark
Technical fouls: Georgia Tech-None. Maryland-None.
Attendance: 12545

Score by periods	1st	2nd	Total
Georgia Tech	29	32	61
Maryland	43	34	77

Last FG - GT 2nd-01:14, MD 2nd-00:18.
Largest lead - GT None, MD by 20 2nd-17:39.

Points In Off 2nd Fast
Paint T/O Chance Break Bench
GT 32 4 11 6 22
MD 34 12 2 13 33
Score tied - 1 time.
Lead changed - 0 times.

Official Basketball Box Score -- Game Totals -- Final Statistics
Georgia Tech vs Duke
1/7/14 7 p.m. at Durham, N.C. <Cameron Indoor Stadium>

Georgia Tech 57 • 9-6, 0-2

##	Player	Total			3-Ptr		Rebounds			PF	TP	A	TO	Blk	Stl	Min
		FG-FGA	FG-FGA	FT-FTA	Off	Def	Tot									
14	Morris, Jason	f	2-3	1-1	0-2	0	3	3	3	5	0	1	0	0	20	
24	Holsey, Kammeon	f	1-3	0-0	0-0	2	1	3	4	2	1	0	0	0	18	
05	Miller, Daniel	c	7-11	0-0	0-1	1	7	8	0	14	2	1	1	3	32	
03	Georges-Hunt, Marcus	g	8-12	2-4	0-1	1	3	4	3	18	2	2	0	0	33	
23	Golden, Trae	g	4-11	0-2	0-0	0	2	2	0	8	4	1	0	0	38	
01	Poole Jr., Stacey	f	0-2	0-2	0-2	0	1	1	1	0	0	1	0	0	5	
02	Poole, Solomon	f	0-2	0-2	0-0	0	0	0	1	0	2	4	0	0	11	
11	Bolden, Chris	f	2-4	1-1	0-0	0	0	0	2	5	0	0	1	0	21	
12	Stephens, Quinton	f	2-5	1-4	0-0	0	1	1	3	5	0	1	1	0	22	
30	Heyward, Corey	f	0-0	0-0	0-0	0	0	0	0	0	0	0	0	0	0+	
	Team					2	1	3								
	Totals		26-53	5-16	0-6	6	19	25	17	57	11	11	3	3	200	

FG % 1st Half: 15-28 53.6% 2nd half: 11-25 44.0% Game: 26-53 49.1%
3FG % 1st Half: 3-9 33.3% 2nd half: 2-7 28.6% Game: 5-16 31.3%
FT % 1st Half: 0-2 0.0% 2nd half: 0-4 0.0% Game: 0-6 0.0%
Deadball Rebounds: 2,1

Duke 79 • 12-3, 1-1

##	Player	Total			3-Ptr		Rebounds			PF	TP	A	TO	Blk	Stl	Min
		FG-FGA	FG-FGA	FT-FTA	Off	Def	Tot									
01	Jabari Parker	f	4-12	0-2	4-4	3	3	6	4	12	0	2	0	0	21	
05	Rodney Hood	f	8-12	5-7	6-6	2	4	6	1	27	3	1	0	0	39	
21	Amile Jefferson	f	2-3	0-0	2-3	2	8	10	2	6	1	0	1	0	28	
02	Quinn Cook	g	4-10	1-4	4-4	0	1	1	1	13	5	1	0	0	37	
14	Rasheed Sulaimon	q	4-7	2-2	1-2	1	4	5	1	11	2	1	0	0	36	
03	Tyler Thornton	f	0-0	0-0	0-0	0	1	1	3	0	0	0	0	0	6	
13	Matt Jones	f	0-0	0-0	0-0	0	0	0	1	0	0	0	0	0	2	
15	Josh Hairston	f	0-0	0-0	0-0	0	0	0	1	0	0	1	0	1	4	
34	Andre Dawkins	f	2-7	1-5	5-6	0	3	3	0	10	1	0	1	1	25	
40	Marshall Plumlee	f	0-0	0-0	0-0	0	0	0	0	0	0	0	1	0	2	
	Team					0	1	1								
	Totals		24-51	9-20	22-25	8	25	33	14	79	12	7	3	2	200	

FG % 1st Half: 9-25 36.0% 2nd half: 15-26 57.7% Game: 24-51 47.1%
3FG % 1st Half: 2-8 25.0% 2nd half: 7-12 58.3% Game: 9-20 45.0%
FT % 1st Half: 14-16 87.5% 2nd half: 8-9 88.9% Game: 22-25 88.0%
Deadball Rebounds: 2

Officials: Tim Nestor, Brian O'Connell, Mike Stuart
Technical fouls: Georgia Tech-None. Duke-None.
Attendance: 9314

Score by periods	1st	2nd	Total
Georgia Tech	33	24	57
Duke	34	45	79

Last FG - GT 2nd-00:12, DU 2nd-01:09.
Largest lead - GT by 2 1st-17:45, DU by 24 2nd-01:09.

Points In Off 2nd Fast
Paint T/O Chance Break Bench
GT 30 11 2 2 10
DU 26 12 10 2 6 10
Score tied - 7 times.
Lead changed - 2 times.

Official Basketball Box Score -- Game Totals -- Final Statistics
Notre Dame vs Georgia Tech
1/11/14 12 p.m. at McCamish Pavilion, Atlanta, Ga.

Notre Dame 69 • 10-6, 1-2 ACC

##	Player	Total			3-Ptr		Rebounds			PF	TP	A	TO	Blk	Stl	Min
		FG-FGA	FG-FGA	FT-FTA	Off	Def	Tot									
24	Connaughton, Pat	f	4-11	1-8	1-1	0	10	10	1	10	7	1	1	1	38	
30	Auguste, Zach	f	3-6	0-0	0-0	1	1	2	4	6	1	0	0	0	14	
11	Sherman, Garrick	c	6-18	0-0	1-1	5	7	12	4	13	1	4	0	2	36	
00	Atkins, Eric	g	6-13	3-6	5-7	1	1	2	1	20	4	2	0	2	40	
23	Jackson, Demetrius	g	2-5	0-0	0-0	0	1	1	2	4	2	1	0	0	21	
03	Beachem, VJ	f	0-2	0-2	0-0	0	1	1	1	0						

Official Basketball Box Score -- Game Totals -- Final Statistics

Pittsburgh vs Georgia Tech

1/14/14 9 p.m. at McCamish Pavilion, Atlanta, Ga.

Pittsburgh 81 • 16-1, 4-0 ACC

##	Player	f	Total		3-Ptr		Rebounds			PF	TP	A	TO	Blk	Stl	Min
			FG-FGA	FG-FGA	FT-FTA	Off	Def	Tot								
02	Young, Michael	f	1-4	0-0	4-4	3	4	7	3	6	2	1	0	1	28	
21	Patterson, Lamar	f	4-13	1-4	3-5	1	6	7	2	12	7	7	0	2	36	
42	Zanna, Talib	f	8-10	0-0	6-10	3	6	9	4	22	0	0	0	1	31	
00	Robinson, James	g	5-7	1-2	5-6	1	2	3	2	16	5	1	0	4	33	
03	Wright, Cameron	g	6-10	0-1	2-3	0	2	2	3	14	4	3	0	1	35	
01	Artis, Jamel		2-3	0-0	0-1	2	0	2	1	4	0	1	0	0	13	
11	Randall, Derrick		2-3	0-0	1-2	1	0	1	2	5	0	0	1	0	8	
12	Jones, Chris		0-0	0-0	0-0	0	0	0	2	0	0	0	0	0	4	
13	Newkirk, Josh		1-1	0-0	0-0	0	1	1	2	2	0	1	0	0	12	
	Team					1	5	6								
	Totals		29-51	2-7	21-31	12	26	38	21	81	18	14	1	9	200	

FG % 1st Half: 12-25 48.0% 2nd half: 17-26 65.4% Game: 29-51 56.9% Deadball
 3FG % 1st Half: 1-3 33.3% 2nd half: 1-4 25.0% Game: 2-7 28.6% Rebounds
 FT % 1st Half: 7-12 58.3% 2nd half: 14-19 73.7% Game: 21-31 67.7% 7.1

Georgia Tech 74 • 10-7, 1-3 ACC

##	Player	f	Total		3-Ptr		Rebounds			PF	TP	A	TO	Blk	Stl	Min
			FG-FGA	FG-FGA	FT-FTA	Off	Def	Tot								
03	Georges-Hunt, Marcus	f	4-10	2-4	3-5	0	0	0	5	13	2	3	0	1	37	
24	Holsey, Kammeon	f	6-9	0-0	0-0	2	3	5	4	12	1	1	0	0	23	
05	Miller, Daniel	c	5-7	0-0	2-3	2	2	4	2	12	1	2	5	2	34	
11	Golden, Chris	g	1-8	1-6	0-0	0	2	2	2	3	3	0	0	2	26	
23	Golden, Trae	g	6-16	4-10	6-8	1	2	3	2	22	2	6	0	1	36	
01	Poole Jr., Stacey		2-4	0-1	3-3	0	1	1	2	7	0	0	0	0	17	
12	Stephens, Quinton		1-2	1-1	0-0	0	1	1	5	3	4	0	0	0	10	
30	Heyward, Corey		1-1	0-0	0-0	0	1	1	2	2	2	0	0	1	16	
32	Doyle, Brooks		0-0	0-0	0-0	0	0	0	0	0	0	0	0	0	1	
	Team					1	0	1								
	Totals		26-57	8-22	14-19	6	12	18	24	74	15	12	5	7	200	

FG % 1st Half: 13-27 48.1% 2nd half: 13-30 43.3% Game: 26-57 45.6% Deadball
 3FG % 1st Half: 4-9 44.4% 2nd half: 4-13 30.8% Game: 8-22 36.4% Rebounds
 FT % 1st Half: 5-8 62.5% 2nd half: 9-11 81.8% Game: 14-19 73.7% 3.1

Officials: Bryan Kersey, Ray Natilli, Raymond Styons
 Technical fouls: Pittsburgh-None. Georgia Tech-None.
 Attendance: 7131

Score by periods	1st	2nd	Total	Points	In	Off	2nd	Fast	Bench
Pittsburgh	32	49	81	UP	46	16	21	10	11
Georgia Tech	35	39	74	GT	34	17	11	6	12

Last FG - UP 2nd-02:38, GT 2nd-00:49. Score tied - 8 times.
 Largest lead - UP by 14 2nd-07:53, GT by 5 1st-00:59. Lead changed - 12 times.

2013-14 ROSTER

NUMERICAL

No.	Name	Pos.	Ht.	Wt.	Cl.	Hometown (High School/College)
1	Stacey Poole, Jr.*	G/F	6-4 ½	199	Jr.	Jacksonville, Fla. (Providence HS/Kentucky)
2	Solomon Poole*	G	6-0	190	So.	Jacksonville, Fla. (North Florida Educational Institute)
3	Marcus Georges-Hunt*	F	6-5	219	So.	College Park, Ga. (North Clayton HS)
4	Robert Carter, Jr.*	F	6-8	247	So.	Thomasville, Ga. (Shiloh HS)
5	Daniel Miller***	C	6-11 ½	275	r-Sr.	Loganville, Ga. (Loganville Christian Academy)
10	Travis Jorgenson	G	6-0	177	Fr.	Columbia, Mo. (Rock Bridge HS/New Hampton School)
11	Chris Bolden*	G	6-3	216	So.	Tifton, Ga. (North Gwinnett HS)
12	Quinton Stephens	F	6-8 ½	184	Fr.	Atlanta, Ga. (Marist School)
13	Robert Sampson	F	6-8	215	Sr.#	Atlanta, Ga. (Bullis [Md.] School/East Carolina)
14	Jason Morris***	G/F	6-5 ½	231	Sr.	Augusta, Ga. (The Hotchkiss School, Lakeville, Conn.)
23	Trae Golden	G	6-2	205	Sr.#	Powder Springs, Ga. (McEachern/Tennessee)
24	Kammeon Holsey***	F	6-8 ½	234	r-Sr.	Sparta, Ga. (Hancock Central HS)
30	Corey Heyward	G	6-1	221	r-Fr.	Duluth, Ga. (Peachtree Ridge HS/Hargrave Military Academy)
31	Aaron Peek**	G/F	6-4	188	Jr.	Atlanta, Ga. (Benjamin E. Mays HS)
32	Brooks Doyle*	G	6-4	199	So.	Atlanta, Ga. (Marist School)
41	Colin Gurry	G	6-1	183	So.	Canton, Conn. (Canton HS)
42	Rand Rowland	F	6-6	208	Fr.	Cleveland, Ga. (White County HS)
43	Ron Wamer	G	6-2	190	So.	Dacula, Ga. (Mill Creek HS)

ALPHABETICAL

No.	Name	Pos.	Ht.	Wt.	Cl.	Hometown (High School/College)
11	Chris Bolden*	G	6-3	216	So.	Tifton, Ga. (North Gwinnett HS)
4	Robert Carter, Jr.*	F	6-8	247	So.	Thomasville, Ga. (Shiloh HS)
32	Brooks Doyle*	G	6-4	199	So.	Atlanta, Ga. (Marist School)
3	Marcus Georges-Hunt*	F	6-5	219	So.	College Park, Ga. (North Clayton HS)
23	Trae Golden	G	6-2	205	Sr.#	Powder Springs, Ga. (McEachern/Tennessee)
41	Colin Gurry	G	6-1	183	So.	Canton, Conn. (Canton HS)
30	Corey Heyward	G	6-1	221	r-Fr.	Duluth, Ga. (Peachtree Ridge HS/Hargrave Military Academy)
24	Kammeon Holsey***	F	6-8 ½	234	r-Sr.	Sparta, Ga. (Hancock Central HS)
10	Travis Jorgenson	G	6-0	177	Fr.	Columbia, Mo. (Rock Bridge HS/New Hampton School)
5	Daniel Miller***	C	6-11 ½	275	r-Sr.	Loganville, Ga. (Loganville Christian Academy)
14	Jason Morris***	G/F	6-5 ½	231	Sr.	Augusta, Ga. (The Hotchkiss School, Lakeville, Conn.)
31	Aaron Peek**	G/F	6-4	188	Jr.	Atlanta, Ga. (Benjamin E. Mays HS)
2	Solomon Poole*	G	6-0	190	So.	Jacksonville, Fla. (North Florida Educational Institute)
1	Stacey Poole, Jr.*	G/F	6-4 ½	199	Jr.	Jacksonville, Fla. (Providence HS/Kentucky)
42	Rand Rowland	F	6-6	208	Fr.	Cleveland, Ga. (White County HS)
13	Robert Sampson	F	6-8	215	Sr.#	Atlanta, Ga. (Bullis [Md.] School/East Carolina)
12	Quinton Stephens	F	6-8 ½	184	Fr.	Atlanta, Ga. (Marist School)
43	Ron Wamer	G	6-2	190	So.	Dacula, Ga. (Mill Creek HS)

*denotes varsity letters earned; #must sit out 2013-14 season as a transfer

Head Coach: Brian Gregory (Oakland, 1990), 3rd year

Assistant Coaches: Chad Dollar (Milligan, 1996), 3rd year; Josh Postorino (Dayton, 1999), 3rd year; Billy Schmidt (Wake Forest, 1992), 3rd year

Director of Player Development: Bruce Evans (Furman, 1992), 2nd year

Director of Basketball Operations: Chris Jacobs (Coe College, 1999), 10th year

Strength and Conditioning Coach: Mike Bewley (Eastern Kentucky, 1998), 3rd year

Athletic Trainer: Richard Stewart (Salisbury, 2005), 7th year

Video Coordinator: Trent Angelucci (South Carolina, 2009), 3rd year

Pronunciations

Kammeon Holsey	KAMM-ee-on
McCamish Pavilion	Mc-CAME-ish

BY CLASS

Freshmen:

Corey Heyward (R), Travis Jorgenson, Rand Rowland, Quinton Stephens

Sophomores:

Chris Bolden, Robert Carter, Jr., Brooks Doyle, Marcus Georges-Hunt, Colin Gurry, Solomon Poole, Ron Wamer

Juniors: Aaron Peek, Stacey Poole, Jr.

Seniors:

Trae Golden, Kammeon Holsey (R), Daniel Miller (R), Jason Morris, Robert Sampson

BY STATE

Connecticut: Colin Gurry

Florida: Solomon Poole, Stacey Poole, Jr.

Georgia:

Chris Bolden, Robert Carter, Jr., Brooks Doyle, Trae Golden, Corey Heyward, Kammeon Holsey, Marcus Georges-Hunt, Daniel Miller, Jason Morris, Aaron Peek, Rand Rowland, Robert Sampson, Quinton Stephens, Ron Wamer

Missouri: Travis Jorgenson

BY BIRTHDAY

January 9, 1993	Ron Wamer
March 1, 1995	Quinton Stephens
March 21, 1993	Chris Bolden
March 28, 1994	Marcus Georges-Hunt
April 4, 1994	Robert Carter, Jr.
April 5, 1993	Aaron Peek
April 16, 1994	Colin Gurry
April 26, 1995	Travis Jorgenson
June 23, 1992	Robert Sampson
July 1, 1991	Daniel Miller
August 8, 1995	Rand Rowland
August 26, 1991	Jason Morris
August 29, 1993	Corey Heyward
September 4, 1990	Kammeon Holsey
September 28, 1994	Solomon Poole
October 5, 1991	Trae Golden
October 24, 1991	Stacey Poole, Jr.
November 30, 1993	Brooks Doyle

BY MAJOR

Aerospace Engineering: Colin Gurry

Business Administration:

Chris Bolden, Robert Carter, Jr., Brooks Doyle, Corey Heyward, Marcus Georges-Hunt, Solomon Poole, Rand Rowland, Robert Sampson

Environmental Engineering:

Quinton Stephens

Industrial Engineering: Ron Wamer

Management:

Daniel Miller, Jason Morris

Public Policy: Aaron Peek

Science, Technology and Culture:

Trae Golden, Kammeon Holsey, Travis Jorgenson, Stacey Poole, Jr.

BY HEIGHT

6-0	Travis Jorgenson, Solomon Poole
6-1	Colin, Gurry, Corey Heyward
6-2	Trae Golden, Ron Wamer
6-3	Chris Bolden
6-4	Brooks Doyle, Aaron Peek, Stacey Poole, Jr.
6-5	Marcus Georges-Hunt, Jason Morris
6-6	Rand Rowland
6-8	Robert Carter, Jr., Kammeon Holsey, Robert Sampson, Quinton Stephens
6-11	Daniel Miller

RADIO-TV ROSTER



Chris Bolden **11**
G • 6-3 • So.



Robert Carter, Jr. **4**
F • 6-8 • So.



Brooks Doyle **32**
G • 6-4 • So.




Marcus Georges-Hunt **3**
F • 6-5 • So.



Trae Golden **23**
G • 6-2 • Sr.



Colin Gurry **41**
G • 6-1 • So.



Corey Heyward **30**
G • 6-1 • r-Fr.



Kammeon Holsey **24**
F • 6-8 1/2 • r-Sr.



Travis Jorgenson **10**
G • 6-0 • Fr.




Daniel Miller **5**
C • 6-11 1/2 • r-Sr.



Jason Morris **14**
G/F • 6-5 1/2 • Sr.



Aaron Peek **31**
F • 6-4 • Jr.




Solomon Poole **2**
G • 6-0 • So.



Stacey Poole, Jr. **1**
G • 6-4 • Jr.



Rand Rowland **42**
F • 6-6 • Fr.



Robert Sampson **13**
F • 6-8 • Sr.



Quinton Stephens **12**
F • 6-8 1/2 • Fr.



Ron Wamer **43**
G • 6-2 • So.



Brian Gregory
Head Coach



Chad Dollar
Assistant Coach



Josh Postorino
Assistant Coach



Billy Schmidt
Assistant Coach



Bruce Evans
Director of Player Development



Chris Jacobs
Director of Operations