

MIAMI BASKETBALL

THE BASICS

Date/Time: Saturday, February 17, 2018/Noon ET
Location: Coral Gables, Fla./Watsco Center (7,972)
Television: CBS; **Online:** CBSSports.com
 Ian Eagle (PxP), Bill Raftery (analyst)
Radio: WQAM 560-AM (Joe Zagacki - PxP)
National Radio: Westwood One (Ted Emrich, Jon Crispin)
Satellite Radio: Sirius 84/XM 84 (Internet 84)
Spanish Radio: WMYM 990-AM ESPN Deportes
Series vs. SU: Syracuse leads, 17-8
 Home: 4-9 | Road: 3-8 | Neutral: 1-0

2017-18 SCHEDULE/RESULTS

OPPONENT	TV	TIME/SCORE
NOVEMBER (6-0)		
1 NEWBERRY*	ACCN Extra	W, 106-79
10 [13/12] GARDNER-WEBB	ACCN Extra	W, 77-45
12 [13/12] NAVY	ACCN Extra	W, 89-55
16 [11/12] FLORIDA A&M	ACCN Extra	W, 90-59
22 [11/11] vs. La Salle ¹		W, 57-46
25 [11/11] NORTH FLORIDA	RSN	W, 86-65
29 [10/13] at No. 12/12 Minnesota ²	ESPN2	W, 86-81
DECEMBER (6-1)		
2 [10/13] vs. Princeton ³	ESPNU	W, 80-52
5 [10/11] BOSTON UNIVERSITY	RSN	W, 69-54
16 [6/8] at George Washington	CBSSN	W, 59-50
23 [6/7] at Hawai'i ⁴	ESPNU	W, 75-57
23 [6/7] vs. New Mexico State ⁴	ESPN2	L, 54-63
25 [15/16] vs. Middle Tennessee ⁴	ESPNU	W, 84-81
30 [15/16] at Pittsburgh*	ACCN	W, 67-53
JANUARY (4-4)		
3 [15/17] at Georgia Tech*	RSN	L, 54-64
7 [15/17] No. 24/RV FLORIDA ST.*	ESPNU	W, 80-74
13 [18/19] at No. 19/17 Clemson*	ESPNU	L, 63-72
15 [25/23] No. 5/5 DUKE*	ESPN	L, 75-83
21 [25/23] at NC State*	ACCN	W, 86-81
24 [RV/24] LOUISVILLE*	ESPN2	W, 78-75 (OT)
27 [RV/24] at Florida State*	ACCN	L, 94-103 (OT)
31 PITTSBURGH*	RSN	W, 69-57
FEBRUARY (2-2)		
3 at Virginia Tech*	ESPN	W, 84-75
7 [25/25] WAKE FOREST*	ESPN2	W, 87-81
10 [25/25] at Boston College*	RSN	L, 70-72
13 No. 1/3 VIRGINIA*	ESPN	L, 50-59
17 SYRACUSE*	CBS	Noon
19 at Notre Dame*	ESPN	7 p.m.
24 BOSTON COLLEGE*	RSN	2 p.m.
27 at North Carolina*	ESPN	9 p.m.
MARCH		
3 VIRGINIA TECH*	ESPN/2	Noon
6-10 ACC Tournament ⁵	ESPN/ESPN2/ACCN	

BOLD CAPS denotes home games at Watsco Center, Coral Gables, Fla.; [#/1] denotes Miami's AP/USA TODAY ranking
 *Exhibition; * ACC game

¹ Reading, Pa.; ² ACC/Big Ten Challenge

³ Hoophall Miami Invitational, American Airlines Arena (Miami, Fla.)

⁴ Hawaiian Airlines Diamond Head Classic (Honolulu, Hawai'i)

⁵ Barclays Center, Brooklyn, N.Y.

All times Eastern and subject to change

MIAMI ATHLETICS COMMUNICATIONS

Assistant AD for Communications & Content:

Andy Fledderjohann (MBB Contact)

Email: afledderjohann@miami.edu

Cell Phone: 434-906-0075

Twitter/Instagram/Facebook: @CanesHoops

GAME 26 • FEB. 17, 2018 • NOON ET • CORAL GABLES, FLA.



MIAMI HURRICANES (18-7, 7-6 ACC)

Head Coach: Jim Larrañaga (Providence, 1971 [B.A.])

Record at UM: 157-76 (7th season), **Career Record:** 627-410 (34th season)

VS



SYRACUSE ORANGE (17-9, 6-7 ACC)

Head Coach: Jim Boeheim (Syracuse, 1966)

Record at SU: 920-366 (42nd season), **Career Record:** 920-366 (42nd season)

THINGS TO KNOW

- Starting guard Bruce Brown Jr. had surgery on Feb. 1 on a left-foot injury. He has missed the last five games and is expected to be out for approximately six weeks.
- Freshmen Chris Lykes (13.4) and Lonnie Walker (12.2) are Miami's leading scorers over the last five contests.
- DJ Vasiljevic scored 31 points in two games last season against Syracuse (10-21 FG, 9-19 3FG).
- Miami is No. 30 in the latest RPI and No. 37 in the latest KenPom ratings.
- Each of Miami's seven losses this season have come by 10 points or fewer.

MIAMI-SYRACUSE SERIES

Miami is 8-17 all-time against Syracuse, including 3-3 since the Orange joined the ACC for the 2013-14 season. Three of the six games as ACC rivals have been decided by five points or fewer.

Miami is 4-9 on its home floor against the Orange.

The teams split a pair of meetings last year, with Syracuse earning a 70-55 home win on Jan. 4 and Miami claiming a 62-57 victory on March 8 in the quarterfinals of the ACC tournament in Brooklyn.

Jim Larrañaga is 3-4 against Syracuse, including 3-3 during his tenure at Miami.

The teams were rivals in the Big East from 1992-2004, with Syracuse owning a 13-5 series edge in that span.

HOME SWEET HOME

Miami has won 36 of its last 40 home games and is 86-24 at the Watsco Center under Jim Larrañaga.

Miami is 9-2 on its home floor this year.

Miami's 11 home games are the fewest of any Power 5 school this season.

Four Miami players are averaging in double figures at home, led by Lonnie Walker at 13.3 points per game. Dewan Huell is averaging 12.2 per home game. Chris Lykes (11.5) and Bruce Brown (11.4) also are in double figures.

CLOSE BUT NOT QUITE

In six of Miami's seven defeats, the Hurricanes have led or been within two points in the final four minutes of the second half.

The UVA game is the lone exception.

All of UM's losses have come by 10 points or fewer.

BROWN OUT WITH LEFT-FOOT INJURY

Bruce Brown Jr. was diagnosed with a left-foot injury on Jan. 29 and had surgery Feb. 1.

He has not played in the last five games and will miss approximately six weeks.

Brown is averaging 11.4 points (second on team) as well as 7.1 rebounds, 4.0 assists and 1.3 steals this season (all team highs).

He is the third-leading rebounder among ACC guards (13th overall) and has grabbed at least six rebounds in 15 of his 19 games this season.

TOUGH STRETCH RUN AHEAD FOR CANES

Four of Miami's remaining five opponents (two home/two road) feature teams in the current KenPom top 50: North Carolina (10), Notre Dame (40) Virginia Tech (43) and Syracuse (50).

Miami also plays Boston College (75).

Miami is No. 37 in the latest KenPom ratings.

The Hurricanes have played Florida State twice (23), Virginia (1), Duke (5), Clemson (16), Louisville (27) and Virginia Tech in conference action.

LYKES SOLID IN CONFERENCE PLAY

Freshman Chris Lykes has led Miami in scoring over the last five games, averaging 13.4 points per game while reaching double figures four times.

He scored a career-high 19 points Tuesday against Virginia, including 17 in the second half.

Lykes is averaging 11.1 points and 2.8 assists per game in conference play.

He moved into the starting lineup for the Pitt game on Jan. 31 and has started the last five games. He has reached double figures in eight ACC games and 11 total.

PROJECTED STARTING LINEUP

Pos.	No.	Name	Yr.	Ht.	Wt.	PPG	RPG	APG	Of Note
G	1	Dejan (DJ) Vasiljevic	So.	6-3	203	9.2	2.6	0.4	Owns team-high 53 3-point FG this season
G	2	Chris Lykes	Fr.	5-7	161	8.8	1.2	2.1	Averaging 11.1 ppg, 2.9 apg in ACC play
G	3	Anthony Lawrence II	Jr.	6-7	210	9.1	6.8	2.2	Recorded back-to-back double-doubles vs. Pitt, VT
G	4	Lonnie Walker IV	Fr.	6-5	204	11.1	2.7	1.8	Averaging team-leading 13.5 ppg in ACC play
C	20	Dewan Huell	So.	6-11	236	11.7	6.6	0.4	Five double-doubles this season
RESERVES									
G	0	Ja'Quan Newton	Sr.	6-3	191	8.5	2.6	2.8	Tied season high with 16 points against Wake
G	5	Mike Robinson	Sr.	5-10	170	0.6	0.0	0.2	Walk-on; has played in 23 career games
G	11	Bruce Brown Jr.	So.	6-5	205	11.3	7.1	3.9	Had surgery on Feb. 1 (left foot); out approx. 6 weeks
C	14	Rodney Miller Jr.	So.	7-0	255	1.1	0.5	0.0	2 points, 3 rebounds at Virginia Tech
C	15	Ebuka Izundu	Jr.	6-10	235	4.6	3.4	0.2	8 points, 5 boards in season-high 24 mins vs. UVA
F	21	Sam Waardenburg	R-Fr.	6-10	217	3.7	2.5	0.3	11-of-19 (.579) from 3-point range this season
F	35	Chris Stowell	Sr.	6-6	208	0.0	0.2	0.0	Walk-on; has played in 24 career games



WALKER STEPS UP

Freshman guard Lonnie Walker IV has averaged a team-high 15.6 points as well as 3.0 rebounds and 2.6 assists in the last 10 games.

His streak of eight straight games in double figures came ended in a foul-plagued game at BC.

In his 11 starts this year (10 in ACC play), Walker is averaging 15.9 ppg, 3.2 rpg and 2.5 apg.

Walker scored 19 points in his first three ACC games combined and averaged 8.5 points per game in the non-conference portion of the schedule.

MEDIA INFORMATION COVERING THE CANES

All interview requests for coaches or student-athletes must be approved and cleared by Andy Fledderjohann in the UM Communications office. Please provide at least one day to coordinate interviews.

Any misuse of credentials will result in removal from the Watsco Center and the permanent voiding of the credential.

The Miami locker room is closed at all times. For home games, head coach Jim Larrañaga and at least one UM player will report to the media room for interviews following the opposing team's press conference.

PRESS CREDENTIALS

Media members interested in obtaining season or game credentials should apply online at www.sportssystems.com/miami/basketball.

Credential requests should be submitted no later than seven days prior to the game. Credentials that cannot be mailed will be held for pickup at the will call table at Watsco Center, located in the loading dock. You must have a press pass to be admitted to the media area and the press room.

PHOTO CREDENTIALS

All photographers and camera operators must wear a visible credential issued by the Miami Athletics Communications Department. Photographers work from the baselines at both ends of the court at Watsco Center. Live television is given top priority for courtside space.

ACC TELECONFERENCE SCHEDULE

The 2018 ACC Men's Basketball Weekly Teleconference continues each Monday through Feb. 26. Each coach will have 10 minutes to make an opening statement and answer questions.

There will be an instant replay of each teleconference on TheACC.com each Monday afternoon. Coaches whose teams play on Monday evening will not participate in that day's teleconference.

Jim Larrañaga's upcoming schedule for the ACC Teleconference, as well as the opposing coaches for the Miami games that week:

Date	Time	Opposing Coach
2/19	Not on call (ND game)	Christian 11:30 a.m.
2/26	Larrañaga 12:10 p.m.	R. Williams 12:20 p.m. B. Williams (not on call)

ROOKIES PUTTING UP STRONG NUMBERS

Lonnie Walker and Chris Lykes each are on pace to rank among the top-scoring Miami freshmen in the ACC era (beginning with the 2004-05 season).

Top scoring seasons from Miami freshmen since the 2004-05 season:

Rk	Player (Season)	Games	Pts	Avg
1.	Bruce Brown Jr. (2016-17)	33	391	11.8
2.	Durand Scott (2009-10)	28	339	10.3
3.	Lonnie Walker IV (2017-18)	25	277	11.1
4.	Dwyane Collins (2006-07)	32	274	8.6
5.	Manu Lecomte (2013-14)	33	253	7.7
6.	Shane Larkin (2011-12)	32	238	7.4

Chris Lykes (2017-18) 25 220 8.8

LAWRENCE STEPS UP IN ACC PLAY

Anthony Lawrence II has been solid in ACC play, averaging 10.4 points, 7.5 rebounds and 1.8 steals per game.

He ranks third in steals and 11th in rebounds among all ACC players in conference games this year.

Lawrence recorded his first career double-doubles recently in back-to-back games, with 10 points and 10 boards against Pitt followed by 25 and 13 at Virginia Tech.

Lawrence's ACC/Non-Conference Comparison

	PPG	RPG	APG	SPG	FG	3FG
ACC	10.4	7.5	1.9	1.8	.485	.486
Non-Conf.	7.7	6.1	2.6	0.8	.492	.433

BALANCE ON OFFENSE

Miami has no one in the ACC's top 25 in scoring, but seven Canes are averaging at least 8.5 points per game.

Dewan Huell (11.8 ppg) leads the team in scoring while Lonnie Walker is averaging 11.1 ppg. DJ Vasiljevic (9.2), Anthony Lawrence (9.1), Chris Lykes (8.8) and Ja'Quan Newton (8.5) each are averaging over eight points per game.

Miami has put at least four players in double figures in scoring in 13 games this season.

HUELL CONTINUES BREAKOUT SOPHOMORE SEASON

Sophomore center Dewan Huell has more than doubled his numbers in scoring and rebounding from his freshman campaign. He leads the team in scoring at 11.8 ppg (5.6 last year) and is averaging 6.6 rebounds per game (3.1 last year).

Huell ranks 17th in the conference in rebounding.

Huell has scored in double figures in 17 games and recorded the first five double-doubles of his career.

LAST MEETING: MIAMI 62, SYRACUSE 57 (MARCH 8, 2017)

Kamari Murphy had 16 points and 10 rebounds, and Miami held off Syracuse 62-57 in the second round of the 2017 ACC Tournament in the teams' last meeting.

Davon Reed added 14 points for Miami, and Ja'Quan Newton had 11 points and six assists. Newton's driving layup extended the Hurricanes' lead to 59-55 with 16 seconds left. DJ Vasiljevic added 13 points.

John Gillon had a chance to tie it for Syracuse, but his hurry-up 3-point attempt barely grazed the rim with two seconds to play.

Miami shot 43.1 percent from the field, including 9-for-23 from 3-point range, and hit on 62 percent of its shots in the first half. Syracuse also shot 43 percent.

CAREER STATISTICS VS. SYRACUSE

	GP-S	PPG	RPG	APG	BPG	SPG
Brown	2-2	7.0	6.0	1.5	0.0	1.0
Huell	1-1	6.0	3.0	1.0	0.0	1.0
Izundu	2-0	0.0	1.5	0.0	1.0	0.0
Lawrence	3-1	1.3	1.5	0.0	1.0	0.0
Miller	1-0	0.0	0.0	0.0	0.0	0.0
Newton	4-2	9.0	3.0	3.8	0.0	1.0
Robinson	1-0	0.0	0.0	0.0	0.0	0.0
Vasiljevic	2-0	15.5	0.5	0.5	0.0	1.0

LAST TIME OUT: VIRGINIA 59, MIAMI 50

Top-ranked Virginia showcased its vaunted defense in a 59-50 win over Miami on Tuesday in Coral Gables.

Miami shot 38 percent, including 6 for 21 from 3-point range, and never led. Freshman Chris Lykes scored a career-high 19 points for the Canes.

Miami missed 10 consecutive shots during a 13-0 run by the Cavaliers that put them ahead 26-12. At halftime, UM was shooting 21 percent and trailing 27-16.

An 8-0 run by the Hurricanes cut their deficit to 29-26, but they got no closer. An 11-2 spurt by the Cavaliers put them ahead 49-36.

DJ FROM 3

DJ Vasiljevic has hit on 18 of his 41 3-point attempts over the last six games (.439).

He is averaging 12.2 points per game in that span.

Vasiljevic was 5-for-26 (.192) from 3-point range in the first seven ACC games.

In two games against Syracuse last season, Vasiljevic scored 31 points (10-21 FG, 9-19 3FG).

WALKER THRICE NAMED ACC ROOKIE OF WEEK

Lonnie Walker IV was named the ACC Co-Rookie of the Week for the second straight week on Feb. 5. It was Walker's third such honor (Dec. 11, Jan. 29), the second most of any player in program history (Durand Scott, four in 2009-10).

Only Marvin Bagley III (Duke) has claimed the distinction more this season (six times).

THE NUMBERS ON DEFENSE

Miami is ranked No. 18 nationally in adjusted defensive efficiency by KenPom.

The Hurricanes are third among ACC teams in 3-point field goal defense, limiting opponents to 32 percent shooting from long distance.

Miami's defensive numbers and rankings:

Category	Total	ACC Rank	NCAA Rank
Scoring Defense	66.3	4	38
Opp FG %	.415	6	55
Opp 3FG %	.320	3	48

HOLDING OPPONENTS UNDER 60

Miami has held 11 of its opponents to fewer than 60 points.

UM is 79-9 in seven seasons under Larrañaga, including 10-1 this year, when limiting its opponent to fewer than 60 points.

Miami limited four straight opponents to fewer than 60 points to open the season. That marked the second time that has happened in the Jim Larrañaga era.

The other was a six-game stretch from Dec. 25, 2012 to Jan. 16, 2013.



QUICK FACTS

Location	Coral Gables, Fla.
Enrollment	17,021
Founded	1925
Nickname	Hurricanes
Colors	Orange (PMS 1665), Green (3435) and White
President	Dr. Julio Frenk
Director of Athletics	Blake James
Conference	Atlantic Coast
Arena/Capacity	Watsco Center/7,972
Press Row	305-284-2111

COACHING STAFF

Head Coach	Jim Larrañaga (Providence, '71)
Record at Miami	157-76 (7th season)
Career Record	627-410 (34th season)
Assoc. Head Coach ..	Chris Caputo (Westfield [Mass.] State, '02)
Assistant Coach	Jamal Brunt (Randolph Macon, '03)
Assistant Coach	Adam Fisher (Penn State, '06, '09)
Dir of Basketball Ops ..	Lamont Franklin (UNC Wilmington, '97)
Associate Director of Ops	Jeff Dyer (Delaware, '14)
Player Development Asst	Chaisson Allen (Northeastern, '11)
Strength & Conditioning Coach	Steve Felde (Concordia, '03)
Assistant Athletic Trainer	Javier Jimenez (Temple, '06)

PROGRAM HISTORY

First Year of Basketball	1926
All-Time Record	1,028-746 (.579)
Under Jim Larrañaga	157-76 (.679; 7 years)
All-Time ACC Record	114-117 (.494)
Under Jim Larrañaga	71-48 (.597)
ACC Regular-Season Championships	1 (2013)
ACC Tournament Championships	1 (2013)
NCAA Tournament Appearances	9
1960, 1998, 1999, 2000, 2002, 2008, 2013, 2016, 2017	
All-Time Record in NCAA Tournament	8-9
Last NCAA Postseason Finish	2017 First Round
NIT Appearances	12
1961, '63, '64, '95, '97, 2001, '05, '06, '09, '11, '12, '15	
All-Time Record in NIT	11-12
Last NIT Finish	2015 Runner-Up

CANES IN PRO BASKETBALL/FOOTBALL

Years at Miami in parentheses

NBA

Shane Larkin (2011-13)	Boston Celtics
Davon Reed (2013-17)	Phoenix Suns

NFL

Jimmy Graham (2005-09)	Seattle Seahawks
Erik Swoope (2010-14)	Indianapolis Colts

G-League

DeQuan Jones (2008-12)	Fort Wayne Mad Ants
Kamari Murphy (2015-17)	Long Island Nets
Durand Scott (2009-13)	Memphis Hustle
Trey McKinney Jones (2011-13)	Fort Wayne Mad Ants

International

Garrius Adams (2009-14)	Bashkimi (Kosovo)
Rion Brown (2010-14)	Dijon (France)
Ivan Cruz Uceda (2014-16)	Real Betis Energia Plus (Spain)
Guillermo Diaz (2003-06)	San Lorenzo de Almagra (Argentina)
Julian Gamble (2008-13)	Telekom Baskets Bonn (Germany)
Malcolm Grant (2009-12)	Nevezis Kedainiai (Lithuania)
Tonye Jekiri (2012-16)	Oostende (Belgium)
Reggie Johnson (2009-13)	Mono Vampire Bangkok (Thailand)
Kenny Kadji (2011-13)	Tofaş (Turkey)
Angel Rodriguez (2014-16)	Maccabi Haifa (Israel)

NEWTON MOVES UP IN MIAMI RECORD BOOKS

Senior Ja'Quan Newton eclipsed the 1,000-point plateau in his Miami career on Jan. 3 at Georgia Tech and now has scored 1,075 career points (33rd in program history).

He is the 38th Hurricane and one of nine active ACC players to crack the 1,000-point barrier.

Newton has played in 120 career games with 52 starts, averaging 9.0 points per game.

Newton also owns the 10th-most assists in program history with 293.

Career Scoring at Miami

1. Rick Barry (1962-65)	2,298

31. James Dews (2006-10)	1,090
32. Whitey Campbell (1946-50)	1,076
33. Ja'Quan Newton (2014-present)	1,075

Career Assists at Miami

1. Vernon Jennings (1996-2000)	520

9. Steven Edwards (1992-96)	312
10. Ja'Quan Newton (2014-present)	293

SHARE THE ROCK

Miami has a team goal of recording 16 assists in every game. The Canes are 6-1 this year when recording 16 or more assists. In all but one of its seven losses, UM had 12 or fewer assists.

The Hurricanes had 26 assists on 34 field goals on Jan. 24 at NC State. It marked Miami's most assists in any conference game since joining the ACC in 2004-05 (previous was 24 against Duke in 2016).

It also was the Hurricanes' most assists under Jim Larranaga and the program's most since recording 26 against Nova Southeastern on Nov. 16, 2009.

VALUE THE ROCK

Miami ranks third in the ACC and 26th nationally in fewest turnovers with 282 (11.8/game). UVA has committed the fewest turnovers nationally (222).

UM has committed 10 turnovers or fewer in three of its last five games and five times in ACC play.

The Canes committed a season-low seven turnovers in the OT game at Florida State and followed it up with eight turnovers against Pitt.

SELLING OUT THE WATSCO CENTER

Miami has sold out its season ticket allotment for all home games at the Watsco Center for the third straight year.

Fans have bought over 5,500 season tickets for each of the last three years, more than doubling the total number of season tickets sold in Jim Larrañaga's first season in Coral Gables.

Season Tickets Per Year (Under Larrañaga)

2017-18: 5,986	2016-17: 5,965	2015-16: 5,500
2014-15: 3,427	2013-14: 3,674	2012-13: 2,372
2011-12: 2,251		

THE WATSCO ADVANTAGE

Miami has defended its home turf well in recent years, winning 36 of its last 40 games at the Watsco Center. The Hurricanes are 86-24 (.782) at home under Jim Larrañaga.

In 16 years at the Watsco Center (formerly BankUnited Center), Miami is 181-68 (.727).

In seven seasons under Larrañaga, Miami is 42-17 in ACC action at home and 44-7 in non-conference play. In both 2012-13 and 2015-16, the Canes had just one loss at Watsco Center.

HEADING DOWN THE STRETCH ...

	Miami	Syracuse
RPI	30	50
KenPom	37	46
BPI	30	50
Sagarin	29	47
SOS	65	31
vs. Quadrant 1	3-5	1-4
vs. Quadrant 2	3-1	6-4
vs. Quadrant 3	4-1	5-1
vs. Quadrant 4	8-0	5-0

Quadrant Key (with RPI numbers):

Q1: H:1-30, N: 1-50, A:1-75

Q2: H: 31-75, N: 51-100, A: 76-135

Q3: H: 76-160, N: 101-200, A: 136-240

Q4: H:161+, N: 201+, A:241+

Miami also owns 16 straight home non-conference wins, dating to a 78-77 loss to Northeastern on Nov. 27, 2015.

Miami at Watsco Center Under Jim Larrañaga

Year	Overall	N-C	ACC
2011-12	14-4	8-2	6-2
2012-13	14-1	6-0	8-1
2013-14	8-8	5-2	3-6
2014-15	12-6	7-2	5-4
2015-16	15-1	6-1	9-0
2016-17	14-2	7-0	7-2
2017-18	9-2	5-0	4-2
Totals	86-24	44-7	42-17

WALKER'S UL/FSU OUTINGS AMONG BEST AT UM

Two of Lonnie Walker's recent scoring performances rank among the best ever by a UM rookie in ACC play.

His 25-point outing against Louisville and 23-point game against FSU mark two of the top six scoring games by a Miami rookie in 14 seasons of conference play in the ACC (since 2004-05 season).

Top scoring performances by Miami freshmen in ACC games:

Pts	Player/Opponent	Date
30	Bruce Brown Jr. vs. UNC	1/28/17
29	Durand Scott at UNC	3/2/10
25	Lonnie Walker IV vs. Louisville	1/24/18
25	Bruce Brown Jr. vs. Duke	2/25/17
24	Dwayne Collins at BC	1/16/07
23	Lonnie Walker IV at FSU	1/27/18

3-POINT BONANZA

Miami hit a school-record 17 3-pointers on Jan. 27 at Florida State, topping the previous mark of 15, which was set four times previously.

The Canes' 17 3-point field goals are the most in an ACC game since Wake Forest made 18 against Clemson on Feb. 13, 2002.

Miami attempted 34 3-pointers, two shy of the program record.

DJ Vasiljevic matched a career high with six 3-pointers, while Anthony Lawrence and Lonnie Walker each nailed four.

YOUTH MOVEMENT

Miami features a young group this season. Seven of the Hurricanes' 10 active scholarship players are underclassmen.

Ja'Quan Newton is the lone scholarship senior.

Miami's primary starting lineup this year has featured Newton, Anthony Lawrence (junior) and sophomores Bruce Brown, Dewan Huell and DJ Vasiljevic.



IN THE POLLS (FEB. 12)

ASSOCIATED PRESS

Rk	Team	Record	Points
1	Virginia (30)	23-2	1,557
2	Michigan State (21)	24-3	1,527
3	Villanova (9)	23-2	1,518
4	Xavier (5)	23-3	1,465
5	Cincinnati	23-2	1,359
6	Purdue	23-4	1,269
7	Texas Tech	21-4	1,258
8	Ohio State	22-5	1,094
9	Gonzaga	23-4	1,063
10	Auburn	22-3	1,025
11	Clemson	20-4	945
12	Duke	20-5	942
13	Kansas	19-6	816
14	North Carolina	19-7	763
15	Saint Mary's	24-3	683
16	Rhode Island	20-3	666
17	Arizona	20-6	594
18	Tennessee	18-6	580
19	Wichita State	19-5	495
20	West Virginia	18-7	339
21	Texas A&M	17-8	241
22	Michigan	20-7	239
23	Oklahoma	16-8	152
24	Nevada	21-5	87
25	Arizona State	19-6	83

Others receiving votes: *New Mexico State 66, Florida 48, Creighton 44, Butler 43, Virginia Tech 29, Middle Tennessee 26, Alabama 22, Houston 16, Nebraska 15, Missouri 14, Miami 10, Kentucky 8, TCU 8, East Tennessee State 5, Oklahoma State 4, St. Bonaventure 3, Louisville 2, Florida State 1, Vermont 1*

USA TODAY COACHES

Rk	Team	Record	Points
1	Michigan State (17)	24-3	763
2	Villanova (8)	23-2	742
3	Virginia (5)	23-2	736
4	Xavier (1)	23-3	719
5	Cincinnati (1)	23-2	675
6	Texas Tech	21-4	604
7	Purdue	23-4	601
8	Gonzaga	23-4	542
9	Ohio State	22-5	517
10	Duke	20-5	486
11	Auburn	22-3	447
12	Clemson	20-4	424
13	Kansas	19-6	393
14	Rhode Island	20-3	342
15	Saint Mary's	24-3	341
16	North Carolina	19-7	314
17	Tennessee	18-6	290
18	Wichita State	19-5	250
19	Arizona	20-6	237
20	West Virginia	18-7	184
21	Michigan	20-7	174
22	Arizona State	19-6	88
23	Oklahoma	16-8	87
24	Nevada	21-5	76
25	Creighton	18-7	62

Others receiving votes: *Florida 57, Texas A&M 51, Middle Tennessee 32, New Mexico State 30, Houston 25, Miami 23, Butler 20, Nebraska 18, Virginia Tech 17, Alabama 6, UCLA 6, Loyola-Chicago 6, Louisville 5, Kentucky 4, Seton Hall 3, TCU 2, East Tennessee State 1*

2017-18 Miami opponents listed in *italics*

LARRAÑAGA TOPS ACC EXPECTATIONS

In each of Jim Larrañaga's first six seasons, Miami finished the year in a standing that exceeded its preseason ACC ranking.

Miami was picked fourth in the preseason coaches' poll behind Duke, UNC and Notre Dame. The Hurricanes' preseason ACC rankings, followed by their finishes, under Larrañaga:

2016-17 - 9th - t-7th	2015-16 - 5th - t-2nd
2014-15 - 10th - t-6th	2013-14 - 12th - 10th
2012-13 - 5th - 1st	2011-12 - 5th - t-4th

BROWN JOINS ELITE TRIPLE-DOUBLE COMPANY

Bruce Brown Jr. started off his sophomore season with a great all-around performance against Gardner-Webb, recording his second career triple-double, the third in school history and the 31st in ACC history.

Brown became just the sixth player in the league's storied history to earn a pair of triple-doubles.

He reached the status at the 5:36 mark of the second half with a field goal for his ninth and 10th points.

As part of the opener, Brown matched his career high in assists and fell one shy of his high in rebounds.

Players with Two Triple-Doubles in ACC History

Tree Rollins, Clemson (1977, 1979)
Ralph Sampson, Virginia (1979)
Derrick Lewis, Maryland (1987)
Sharone Wright, Clemson (1992, 1993)
Dennis Smith Jr., NC State (2017)

Bruce Brown Jr., Miami (2016, 2017)

Triple-Doubles in Program History

1. Anthony King vs. Florida Atlantic, 11/29/04
11 points, 10 rebounds, 13 blocks
2. **Bruce Brown Jr.** vs. South Carolina State, 12/6/15
11 points, 11 rebounds, 10 assists
3. **Bruce Brown Jr.** vs. Gardner-Webb, 11/10/17
10 points, 11 rebounds, 10 assists

BEST START IN 10 YEARS

With a 10-0 start to the season, Miami earned its best start to a season since the 2007-08 team opened with 12 straight wins.

It was the best start in the Jim Larrañaga tenure, topping an 8-0 start in 2014-15, and the third best in program history.

This is the fourth straight year the Hurricanes have started at least 4-0 and the fifth time in seven years under Larrañaga.

REED MAKES NBA DEBUT

Former Miami standout guard Davon Reed made his NBA debut with the Phoenix Suns on Jan. 14 against the Indiana Pacers.

He played five minutes and went 0-for-2 from the field.

Selected 32nd overall in the 2017 NBA Draft, Reed averaged 14.9 points, 4.8 rebounds, 2.4 assists and 1.3 steals in 33 games for the Hurricanes as a senior. He was selected to the Third-Team All-ACC and to the ACC's All-Defensive Team in 2017.

He played at Miami from 2013-17 and finished 16th in scoring at UM with 1,343 career points.

ACC OPERATION BASKETBALL

2017-18 PRESEASON POLL (First-place votes in parentheses)

Team & Points

1. Duke (57) - 1020
2. North Carolina (7) - 921
3. Notre Dame (4) - 852
4. **Miami (1) - 809**
5. Louisville - 733
6. Virginia - 690
7. Virginia Tech - 549
8. Florida State - 519
9. Georgia Tech - 468
10. Syracuse - 420
11. Wake Forest - 378
12. NC State - 310
13. Clemson - 289
14. Boston College - 181
15. Pittsburgh - 141

2017-18 Preseason All-ACC Team (votes in parentheses)

First Team

Bonzie Colson, Notre Dame (64)
Grayson Allen, Duke (60)
Joel Berry II, North Carolina (58)
Marvin Bagley III, Duke (26)
Ben Lammers, Georgia Tech (25)

Second Team

Bruce Brown Jr., Miami (22)
Quentin Snider, Louisville (12)
Deng Adel, Louisville (12)
Josh Okogie, Georgia Tech (11)
Jerome Robinson, Boston College (11)

ACC Preseason Player of the Year

Bonzie Colson, Notre Dame (49)
Grayson Allen, Duke (9)
Joel Berry II, North Carolina (9)
Bruce Brown Jr., Miami (1)
Jerome Robinson, Boston College (1)

ACC Preseason Rookie of the Year

Marvin Bagley III, Duke (58)
Lonnie Walker IV, Miami (3)
Lavar Batts Jr., NC State (2)
M.J. Walker, Florida State (2)
Jalek Felton, North Carolina (1)
Aamir Simms, Clemson (1)
Oshae Brissett, Syracuse (1)
De'Andre Hunter, Virginia (1)

MIAMI IN THE POLLS

Date	AP	USA Today	RPI	KenPom
Pre	13	12	-	-
Nov. 13	11	12	-	-
Nov. 20	11	11	-	-
Nov. 27	10	13	-	-
Dec. 4	10	11	46	14
Dec. 11	6	8	51	15
Dec. 18	6	7	39	14
Dec. 25	15	16	30	17
Jan. 1	15	17	22	18
Jan. 8	17	19	22	26
Jan. 15	25	23	20	30
Jan. 22	RV	24	19	28
Jan. 29	RV	RV	17	29
Feb. 5	25	25	19	28
Feb. 12	RV	RV	25	36



CANES WELCOME STRONG CLASS OF ROOKIES

Miami added three high-touted newcomers this year in Deng Gak, Chris Lykes and Lonnie Walker IV. Each was an ESPN Top 100 recruit last season.

A 2017 McDonald's All-American and consensus top-20 recruit, Walker IV was among 20 players named to the preseason watch list for the 2018 Jerry West Shooting Guard of the Year Award.

Walker recently was tabbed the "most exciting freshman in America" by ESPN.com's Myron Medcalf.

Lykes was ESPN's No. 45 recruit, while Gak was rated No. 91. Gak is redshirting this season.

2017-18 ROSTER HAS SIX TOP-100 RECRUITS

Miami signed three ESPN Top 100 recruits for the class of 2017, including No. 18 Lonnie Walker from Reading, Pa., No. 46 Chris Lykes from Mitchellville, Md., and No. 92 Deng Gak from Blairstown, N.J.

The trio joins former ESPN Top 100 Hurricanes Bruce Brown (No. 26 in 2016), Dewan Huell (No. 28 in 2016) and Ja'Quan Newton (No. 58 in 2014) in the fall of 2017. In just seven seasons at The U, Larrañaga has recruited six of Miami's 11 ESPN Top 100 players since 2007.

ESPN Top 100 Players on 2017-18 Roster

18 Lonnie Walker - 2017 26 Bruce Brown - 2016
46 Chris Lykes - 2017 28 Dewan Huell - 2016
92 Deng Gak - 2017 58 Ja'Quan Newton - 2014

Miami's ESPN Top 100 Players Since 2007

18 Lonnie Walker - 2017 53 Edwin Rios - 2007
26 Bruce Brown - 2016 58 Ja'Quan Newton - 2014
28 Dewan Huell - 2016 83 Garrius Adams - 2009
28 DeQuan Jones - 2008 88 Donnavan Kirk - 2009
43 Durand Scott - 2009 92 Deng Gak - 2017
46 Chris Lykes - 2017

Recruits under Larrañaga are in *italics*

BEST PRESEASON RANKING IN PROGRAM HISTORY

Ranked in the preseason polls for the first time since 2008-09, Miami was No. 13 in the preseason Associated Press poll. It marked the highest preseason AP ranking in program history. Miami also was No. 12 in the USA Today Coaches poll.

It is the third time Miami is among the top 25 teams to start the season. The Canes were ranked No. 25 prior to the 1999-2000 campaign and No. 17 heading into the 2008-09 season.

ACC PRESEASON POLL

Miami was picked fourth in the 2017-18 ACC Coaches Preseason Poll, the Hurricanes' highest standing in the poll in Jim Larrañaga's seven years at the helm and matching their highest at any point during their 14 years in the ACC (fourth in 2008-09).

In each of Larrañaga's first six seasons, Miami finished the year in a standing that exceeded their preseason rank.

Miami followed Duke, North Carolina and Notre Dame in the preseason poll.

MIAMI EARNS HIGH GSR NUMBERS

Miami's men's basketball team posted an exemplary Graduation Success Rate (GSR), in the latest numbers released on Nov. 8 by the NCAA. Miami recorded a 92 percent GSR, which is based on the four entering classes from 2007-08 through 2010-11.

In addition, the UM football (83 percent), women's basketball (92 percent) and baseball (83 percent) programs all posted GSR totals above the NCAA average.

The NCAA Graduation Success Rate (GSR) was developed in response to college and university presidents suggesting that graduation data more accurately reflect the mobility among college students today. The GSR measures graduation rates at Division I institutions and includes students transferring into the institutions. The GSR also allows institutions to subtract student-athletes who leave their institutions prior to graduation as long as they would have been academically eligible to compete had they remained.

BROWN, WALKER EARN PLAUDITS FROM ESPN.COM

In October, ESPN.com listed Bruce Brown as the best college shooting guard draft prospect for the 2018 NBA Draft. Lonnie Walker was tabbed second best.

They were the lone teammates on the 10-man list.

Brown and Walker were listed 12th and 13th, respectively on ESPN's top 100 draft prospects for 2018, as Miami was one of 13 college teams to have multiple players on the list.

VASILJEVIC LOOKS TO BUILD ON BIG SUMMER

Sophomore G Dejan Vasiljevic had a strong summer playing internationally with Australia's Emerging Boomers at the World University Games in Taipei.

The Melbourne native averaged 21.5 points a game on 45.3 percent shooting from the field in eight games in the tournament.

Vasiljevic scored 20-plus points and led the team in scoring in five of the eight games as the Emerging Boomers finished ninth in the field.

He closed out play with a 28-point performance in a 101-96 win over Canada.

COACHING COORDINATORS

Miami's assistant coaching staff is set up in a coordinator system. Jamal Brunt serves as the offensive coordinator, while Chris Caputo handles the defense. Adam Fisher manages the scout for every opponent.

MILES WILSON JOINS MIAMI PROGRAM

Jim Larrañaga added Miles Wilson to the Hurricanes' incoming class of 2017. A 6-foot-5-inch transfer from Mount St. Mary's, Wilson will sit out the 2017-18 season because of NCAA transfer rules, then have three years of eligibility with the Hurricanes.

Wilson averaged 11.8 points per game and 3.9 rebounds in 28.9 minutes per game and was named to the Northeast Conference All-Rookie Team.

In the NCAA Tournament's First Four, Wilson scored 17 points and grabbed 11 rebounds in a 67-66 win over New Orleans before recording a game-high 22 points with seven rebounds against top-seeded Villanova.

CANES SEEK ANOTHER 20-WIN CAMPAIGN

Jim Larrañaga posted five 20-win seasons in his first six years at The U and 11 career 20-win seasons. The 21-win campaign in 2016-17 was Miami's eighth 20-win season since joining the ACC (2004-05). Larrañaga is just the second coach in Miami history with five 20-win seasons, joining Bruce Hale (1954-67).

The Canes won seven or more ACC games in each of Larrañaga's first six seasons and have had 10 or more league victories in four years. Prior to Larrañaga's arrival, Miami had never won 10 ACC games in a season.

MIAMI'S RECORD WHEN ...

Record	2017-18		Larrañaga	
	All	ACC	At UM	ACC
All games	18-7	7-6	157-76	71-48
Home	9-2	4-2	85-24	42-17
Away	6-4	3-4	46-36	29-31
Neutral	3-1	-	26-16	-
November	6-0	-	35-9	-
December	6-1	1-0	33-10	2-1
January	4-4	4-4	30-22	28-22
February	2-2	2-2	35-20	35-20
March	-	-	24-14	7-5
April	-	-	-	0-1
vs. Top-10 opponents	0-2	0-2	7-15	6-11
vs. Top-25 (includes Top-10)	2-3	1-3	18-34	12-25
vs. RV opponents (either poll)	2-1	2-1	13-5	6-2
vs. Teams over .500 on game day	10-6	5-5	99-68	52-42
vs. Teams under .500 on game day	3-1	2-1	36-7	15-6
vs. Teams at .500 on game day	5-0	-	18-1	4-0
While UM in Top 25	16-6	5-5	58-23	29-17
While UM is RV (only)	2-1	2-1	41-14	16-8
Leading at halftime	13-1	6-1	119-17	51-14
Trailing at halftime	1-5	1-4	29-55	16-31
Tied at halftime	4-1	0-1	9-4	3-3
In overtime games	1-1	1-1	8-8	5-4
Single overtime	1-0	1-0	5-6	3-2
Double overtime	0-0	-	3-1	2-1
Leading w/2:00 left in regulation	17-1	6-1	145-9	65-5
Trailing w/2:00 left in regulation	1-6	1-5	10-64	5-42
Tied w/2:00 left in regulation	0-0	-	2-1	0-1
UM shoots 50% or better from field	12-1	3-1	64-6	22-3
UM shoots 40-49% from field	4-1	3-1	75-25	40-21
UM shoots under 40% from field	2-5	1-4	19-45	9-24
Opp. shoots 50% or better from field	2-3	1-3	11-27	6-17
Opp. shoots 40-49% from field	8-2	5-2	68-31	36-19
Opp. shoots under 40% from field	8-2	1-1	80-17	30-11
UM shoots 70% or better from line	7-4	5-3	96-39	44-24
UM shoots less than 70% from line	11-2	2-2	61-36	36-22
UM makes more 3-point FGs	12-3	4-3	84-31	38-25
UM makes fewer 3-point FGs	3-3	1-2	46-32	23-19
3-point FGs are even	3-1	2-1	18-6	10-4
4+ Canes in double figures	10-3	5-3	79-16	33-12
3 Canes in double figures	6-2	2-1	58-28	30-13
2 or fewer Canes in double figures	2-2	0-2	20-32	8-23
Outrebounding opponent	12-2	4-2	104-26	41-18
Opp. outrebounds UM	6-4	3-3	46-49	27-29
Tied in rebounds	0-1	0-1	6-1	3-1
UM records 10 or more steals	0-2	0-2	21-6	7-3
UM records 15 or more assists	9-1	2-1	51-5	22-4
UM commits fewer than 15 turnovers	15-5	5-4	133-61	60-40
UM commits 15 or more turnovers	3-2	2-2	22-9	9-8
UM commits fewer turnovers than opp.	12-3	4-3	85-29	39-17
UM commits more turnovers than opp.	5-2	2-1	54-32	23-21
Tied in turnovers	1-2	0-2	15-14	9-10
UM scores 59 points or fewer	2-3	0-2	13-37	7-23
UM scores 60-69 points	3-1	2-1	41-24	22-12
UM scores 70-79 points	3-2	1-2	60-13	26-11
UM scores 80-89 points	9-0	4-0	31-1	12-1
UM scores 90-99 points	1-1	0-1	11-1	3-1
UM scores 100 or more points	0-0	-	1-0	0-0
Playing during morning (11 a.m.)	-	-	1-1	-
Playing during afternoon	6-3	3-3	50-27	29-20
Playing in evening (5 p.m. or later)	12-4	4-3	104-47	42-28
Games decided by 3 points or fewer	2-1	1-1	18-14	10-10
Games decided by 4-10 points	6-6	4-5	50-32	28-24
Games decided by 11-19 points	5-0	2-0	53-21	22-9
Games decided by 20+ points	5-0	-	36-8	11-4



SUCCESS FOR BOTH MIAMI BASKETBALL TEAMS

The Miami men's and women's basketball teams both landed in the NCAA Tournament for the second straight season in 2017, the first time both Miami basketball teams played in The Dance in consecutive years.

Miami was one of seven schools, four of which are in the ACC, with both its men's and women's basketball teams ranked in the preseason USA TODAY Coaches Poll. The others on the list were Baylor, Duke, Louisville, Notre Dame, UCLA and West Virginia.

LARRAÑAGA 12TH IN WINS AMONG ACTIVE DIVISION I NCAA COACHES

Entering the 2017-18 season, Jim Larrañaga ranks 12th in career wins among active Division I coaches with 609. Of those 12, five are in the Naismith Memorial Basketball Hall of Fame, including four from the Atlantic Coast Conference.

Now in his 34th season as a head coach, Larrañaga ranks 47th in all-time NCAA victories.

In his career, Larrañaga won 27 games at American International, 170 at Bowling Green, 273 at George Mason and 139 at Miami. He is one of 15 coaches all-time with 100 or more wins at three D-I schools, four of whom are actively coaching.

WINNINGEST ACTIVE COACHES

(minimum five years as Division I head coach)

Rank	Coach	Wins*
1.	Mike Krzyzewski, Duke	1,071
2.	Jim Boheim, Syracuse	903
3.	Bob Huggins, West Virginia	819
4.	Roy Williams, North Carolina	816
5.	Rick Byrd, Belmont	754
6.	Cliff Ellis, Coastal Carolina	733
7.	John Beilein, Michigan	691
8.	Larry Hunter, Western Carolina.....	689
9.	John Calipari, Kentucky	652
10.	Rick Barnes, Tennessee	635
11.	Bill Self, Kansas	623
12.	Jim Larrañaga, Miami	609
13.	Lon Kruger, Oklahoma	601
14.	Dana Altman, Oregon	597

*Totals listed are at end of 2016-17 regular season

LARRAÑAGA AND CAPUTO IN 16TH YEAR TOGETHER

Head coach Jim Larrañaga and associate head coach Chris Caputo are beginning their 16th season together, dating back to their time at George Mason.

Caputo started on Larrañaga's staff as the video coordinator for the 2002-03 season, and along the way, the native of Elmhurst, N.Y., was an assistant coach and is now the associate head coach for the Hurricanes. Caputo helped the 2006 GMU team to the NCAA Final Four and has made five total NCAA Tournament appearances with Larrañaga.

Both Caputo and Larrañaga attended Archbishop Molloy (N.Y.) High School and played for legendary head coach Jack Curran.

INDIVIDUAL HIGHS/LOWS

MIAMI INDIVIDUAL GAME HIGHS

Points	26, Lonnie Walker vs Boston U. (12/05/17)
Field Goals Made	10, Dewan Huell at Minnesota (11/29/17)
Field Goal Att.	18, Lonnie Walker vs. Louisville (1/24/18)
3-Point FG Made	6, DJ Vasiljevic at Florida State (1/27/18)
3-Point FG Att.	10, DJ Vasiljevic at Boston College (2/10/18)
	10, DJ Vasiljevic at Florida State (1/27/18)
	10, DJ Vasiljevic vs Gardner-Webb (11/10/17)
Free Throws Made	12, Bruce Brown Jr. vs. Florida State (1/7/18)
Free Throw Att.	14, Bruce Brown Jr. vs. Florida State (1/7/18)
Rebounds	13, Anthony Lawrence at Virginia Tech (2/3/18)
	13, Dewan Huell vs. Duke (1/15/18)
Assists	10, Bruce Brown vs Gardner-Webb (11/10/17)
Steals	5, Anthony Lawrence vs. Duke (1/15/18)
Blocked Shots	4, Bruce Brown at Georgia Tech (1/3/18)
Turnovers	5, Anthony Lawrence vs. Florida State (1/7/18)
Minutes	41, Lonnie Walker at Florida State (1/27/18)

OPPONENT INDIVIDUAL GAME HIGHS

Points	30, Gary Trent Jr., Duke (1/15/18)
	30, Josh Okogie, Georgia Tech (1/3/18)
Field Goals Made	12, Omer Yurtseven, NC State (1/21/18)
Field Goal Att.	23, Josh Okogie, Georgia Tech (1/3/18)
3-Point FG Made	6, Gary Trent Jr., Duke (1/15/18)
3-Point FG Att.	11, Jared Wilson-Frame & Parker Stewart, Pitt (1/31/18)
Free Throws Made	9, Josh Okogie, Georgia Tech (1/3/18)
Free Throw Att.	12, Josh Okogie, Georgia Tech (1/3/18)
Rebounds	16, B.J. Johnson, La Salle (11/22/17)
	14, Markell Johnson, NC State (1/21/18)
Assists	5, Grayson Allen, Duke (1/15/18)
Steals	5, Braian Angola, Florida State (1/7/18)
	7, Reggie Lynch, Minnesota (11/29/17)
Blocked Shots	7, Jose Alvarado, Georgia Tech (1/3/18)
Turnovers	7, Ivan Gandia-Rosa, North Florida (11/25/17)

2017-18 STARTERS BY GAME

Opp.	Guard	Guard	Guard	Guard	Center
GWebb	Newton	Brown	Vasiljevic	Lawrence	Huell
Navy	Newton	Brown	Vasiljevic	Lawrence	Huell
FAMU	Newton	Brown	Vasiljevic	Lawrence	Huell
La Salle	Newton	Brown	Vasiljevic	Lawrence	Huell
UNF	Newton	Brown	Vasiljevic	Lawrence	Huell
MINN	Newton	Brown	Vasiljevic	Lawrence	Huell
PRIN	Newton	Brown	Vasiljevic	Lawrence	Huell
BU	Newton	Walker	Vasiljevic	Lawrence	Huell (1; 1-0)
at GW	Newton	Brown	Vasiljevic	Lawrence	Huell
at Hawaii	Newton	Brown	Vasiljevic	Lawrence	Huell
vs NMSU	Newton	Brown	Vasiljevic	Lawrence	Huell
vs MTSU	Newton	Brown	Vasiljevic	Lawrence	Huell
at Pitt	Newton	Brown	Vasiljevic	Lawrence	Huell
at GT	Newton	Brown	Vasiljevic	Lawrence	Huell (13; 11-2)
vs FSU	Newton	Brown	Walker	Lawrence	Huell
at CLEM	Newton	Brown	Walker	Lawrence	Huell
Duke	Newton	Brown	Walker	Lawrence	Huell
at NCSU	Newton	Brown	Lykes	Lawrence	Huell (1; 1-0)
L'VILLE	Newton	Brown	Walker	Lawrence	Huell
at FSU	Newton	Brown	Walker	Lawrence	Huell (5; 2-3)
PITT	Lykes	Vasiljevic	Walker	Lawrence	Huell
at VT	Lykes	Vasiljevic	Walker	Lawrence	Huell
WAKE	Lykes	Vasiljevic	Walker	Lawrence	Huell
at BC	Lykes	Vasiljevic	Walker	Lawrence	Huell
UVA	Lykes	Vasiljevic	Walker	Lawrence	Huell (5; 3-2)

MIAMI'S LARGEST IN 2017-18

Lead.....	37, vs. Gardner-Webb, 11/10
Deficit	15 (2H), Virginia, 2/13
	13 (1H), vs. Middle Tennessee, 12/25
Halftime Lead	24, vs. Florida A&M, 11/16
Halftime Deficit	11, Virginia, 2/13
Margin of Victory	34, vs. Navy, 11/12
Margin of Defeat	10, at Georgia Tech, 1/3
Deficit in Win	13 (1H), vs. Middle Tennessee, 12/25
Halftime Deficit in Win	1, Louisville, 1/24
Lead in Loss	13, vs. Duke (2H), 1/15
Halftime Lead in Loss	1, at Boston College, 2/10
Most Points in First Half	46, vs. Florida A&M, 11/16
Fewest Points in First Half	16, Virginia, 2/13
Opponent Most Points in 1st Half	44, at Florida State, 1/27
Opponent Fewest Points in 1st Half	15, at GW, 12/16
Most Points in 2nd Half	52, Wake Forest, 2/7
Fewest Points in 2nd Half	26, at Boston College, 2/10
	26, at Georgia Tech, 1/3
Opponent Most Points in 2nd Half	52, vs. Middle Tenn., 12/25
Opponent Fewest Points in 2nd Half	15, at GW, 12/16

HIGHS/LOWS

Miami - GAME HIGHS

Points	94	at Florida State (1/27)
Field Goals Made	35	at Minnesota (11/29)
	35	Navy (11/12)
	35	Duke (1/15)
Field Goal Att.	78	
Field Goal Pct.	.600 (30-50)	vs Middle Tennessee (12/25)
3 Pt FG Made	17*	at Florida State (1/27)
3 Pt FG Att.	34	at Florida State (1/27)
3 Pt FG Pct.	.560 (14-25)	vs Princeton (12/2)
Free Throws Made	26	Wake Forest (2/7)
Free Throw Att.	37	Wake Forest (2/7)
Free Throw Pct.	.889 (8-9)	at Pitt (12/30)
Rebounds	49	Louisville (1/24)
Assists	26	at NC State (1/21)
Steals	13	Duke (1/15)
Blocks	8	at Pitt (12/30/17)
Turnovers	18	at Georgia Tech (1/3)
Fouls	25	at Florida State (1/27)

Opponent - GAME HIGHS

Points	103	at Florida State (1/27)
Field Goals Made	33	at Florida State (1/27)
Field Goal Att.	65	Wake Forest (2/7)
	65	Louisville (1/24)
	65	Boston U. (12/5)
Field Goal Pct.	.600 (33-55)	at Florida State (1/27)
3 Pt FG Made	12	at Clemson (1/13)
3 Pt FG Att.	32	vs Princeton (12/2)
3 Pt FG Pct.	.571 (12-21)	at Clemson (1/13)
Free Throws Made	28	at Florida State (1/27)
Free Throw Att.	39	at Florida State (1/27)
Free Throw Pct.	1.000 (6-6)	Florida A&M (11/16)
Rebounds	44	Florida State (1/7)
	44	at GW (12/16)
Assists	22	at NC State (1/21)
Steals	13	at Georgia Tech (1/3)
Blocks	12	at Minnesota (11/29)
Turnovers	20	North Florida (11/25)
Fouls	26	Wake Forest (2/7)
	26	vs Middle Tennessee (12/25)

Miami - GAME LOWS

Points	50	Virginia (2/13)
FG Made	18	Virginia (2/13)
	18	vs New Mexico State (12/23)
	18	Virginia (2/13)
FG Att.	47	
FG Pct.	.340 (18-53)	vs New Mexico State (12/23)
3 Pt FG Made	2	vs New Mexico State (12/23)
3 Pt FG Att.	13	at Hawai'i (12/23)
3 Pt FG Pct.	.111 (2-18)	vs New Mexico State (12/23)
Free Throws Made	4	at GW (12/16)
Free Throw Att.	8	at GW (12/16)
Free Throw Pct.	.455 (10-22)	Florida A&M (11/16)
Rebounds	24	Virginia (2/13)
	24	at NC State (1/21)
Assists	4	vs New Mexico State (12/23)
Steals	1	vs New Mexico State (12/23)
Blocks	1	Pitt (1/31)
	1	North Florida (11/25)
Turnovers	7	at Florida State (1/27)
Fouls	11	Pitt (1/31)

Opponent - GAME LOWS

Points	45	Gardner-Webb (11/10)
FG Made	15	vs La Salle (11/22)
FG Att.	47	at Pitt (12/30)
FG Pct.	.288 (15-52)	vs La Salle (11/22)
3 Pt FG Made	0	vs La Salle (11/22)
3 Pt FG Att.	15	vs Middle Tennessee (12/25)
	15	vs La Salle (11/22)
3 Pt FG Pct.	.000 (0-15)	vs La Salle (11/22)
Free Throws Made	1	Gardner-Webb (11/10)
Free Throw Att.	3	Pitt (1/31)
Free Throw Pct.	.167 (1-6)	Gardner-Webb (11/10)
Rebounds	23	at Pitt (12/30)
Assists	3	vs La Salle (11/22)
Steals	2	vs Middle Tennessee (12/25)
Blocks	0	4 times, last vs MTSU (12/25)
Turnovers	7	at Florida State (1/27)
Fouls	12	at NC State (1/21)
	12	at GW (12/16)

*denotes school record



THE LAST TIME ...

Player Scored 30 Points

Miami Bruce Brown (30), vs. North Carolina, 1/28/17
Opponent Gary Trent Jr. (30), vs. Duke, 1/15/18

Player Scored 35 Points

Miami Jack McClinton (35) vs. North Carolina, 3/15/09
Opponent Xavier Rathen-Mayes (35) vs. Florida State, 2/25/15

Player Scored 40 Points

Miami Darius Rice (43) vs. Connecticut, 1/20/03
Opponent Sean Singletary (41), Virginia, 3/1/08

Two Players Scored 20 Points

Miami Lonnie Walker IV (23), DJ Vasiljevic (20), at Florida State, 1/27/18
Opponent Jerome Robinson (29), Ky Bowman (24), at Boston College, 2/10/18

Three Players Scored 20 Points

Miami Dwayne Collins (23), Brian Asbury (21), Jack McClinton (20) vs. Virginia Tech, 1/25/09
Opponent Travis Mays (40), Alvin Heggs (22), Lance Blanks (21), Texas, 2/22/89

Five (not 5+) Players Scored in Double Figures

Miami Lonnie Walker IV (19), Ja'Quan Newton (16), Chris Lykes (13), Sam Waardenburg (12), Dewan Huell (10) vs. Wake Forest, 2/7/18
Opponent Justin Robinson (15), Chris Clarke (13), Ahmed Hill (12), Seth Allen (10), Zach LeDay (10) vs. Virginia Tech, 2/9/17

Six (not 6+) Players Scored in Double Figures

Miami Bruce Brown (15), Ja'Quan Newton (15), DJ Vasiljevic (15), Chris Lykes (13), Anthony Lawrence (11) and Dewan Huell (10) vs. Florida A&M, 11/16/17
Opponent Phil Cofer (21), Braian Angola (18), CJ Walker (17), Terance Mann (14), MJ Walker (13), Christ Koumadje (13) at Florida State, 1/27/18

Seven+ Players Scored in Double Figures

Miami Sheldon McClellan (18), Ja'Quan Newton (15), James Palmer (14), Ebuka Izundu (11) Angel Rodriguez (11), Ivan Cruz Uceda (10), Anthony Lawrence Jr. (10) vs. Mississippi State 11/19/15

Player Grabbed 15 Rebounds

Miami Kamari Murphy (15), at Duke, 1/21/17
Opponent Brice Johnson (15) vs. North Carolina, 2/20/16

Two Players Grabbed 10 Rebounds

Miami Dewan Huell (12) and Bruce Brown (11), vs. Louisville, 1/24/18
Opponent Jordan Murphy (14) and Reggie Lynch (10), Minnesota, 11/29/17

Three Players Grabbed 10 Rebounds

Miami Mark Richardson (11), Eric Brown (10), Joe Wylie (10) vs. FIU, 3/6/89
Opponent Matt Harpring (12), Dion Glover (10), Michael Maddox (10), Georgia Tech, 12/27/97

Player Had 10 Assists

Miami Bruce Brown (10), vs. Gardner-Webb, 11/10/17
Opponent John Gillon (11), at Syracuse, 1/4/17

Player Had 10 Blocks

Miami Anthony King (10) vs. Florida Atlantic, 11/29/04
Opponent Jarvis Varnado (10), Mississippi State, 12/13/07

Player Had a Double-Double

Miami Anthony Lawrence II (25 pts, 13 reb), at Virginia Tech, 2/3/18
Opponent Ky Bowman (24 pts, 12 reb), at Boston College, 2/10/18

Player Had a Triple-Double

Miami Bruce Brown (10 pts, 11 reb, 11 ast), vs. Gardner-Webb, 11/10/17
Opponent Brendan Haywood (18 pts, 14 reb, 10 blks), North Carolina, 12/4/00

Two Players Had Double-Doubles

Miami Kamari Murphy (11 pts, 13 reb) and Davon Reed (10 pts, 12 reb) vs. Buffalo, 3/17/16
Opponent Marvin Bagley III (13 pts, 12 reb) and Wendell Carter (15 pts, 14 reb), vs. Duke, 1/15/18

Team Scored 100 Points

Miami 105, vs. Mississippi State, 11/19/15
Opponent 103, at Florida State, 1/27/18

Team Scored 90-99 Points

Miami 94, at Florida State, 1/27/18
Opponent 96, at Wake Forest, 1/18/17

Team Scored 50 Points in a Half

Miami 52 (2nd half) vs. Wake Forest, 2/7/18
Opponent 50 (2nd half) vs. Wake Forest, 2/7/18

Team Shot 50 Percent in Both Halves

Miami .519 (14-27) / .500 (15-30), at Florida State, 1/27/18
Opponent .552 (16-29) / .556 (15-27), vs. Duke, 1/15/18

Team Shot 60 Percent in a Half

Miami .600 (21-35), second half, at NC State, 1/21/18
Opponent .667 (16-24), first half, at Florida State State, 1/27/18

Team Shot 70 Percent in a Half

Miami .720 (18-25), second half, vs. Middle Tennessee, 12/25/17

Team Shot 60 Percent in a Game

Miami .600 (30-50), vs. Middle Tennessee, 12/25/17
Opponent .600 (33-55), at Florida State, 1/27/18

Team Shot Less Than 30 Percent in a Game

Miami .293 (12-41), vs. Eastern Kentucky, 12/19/14
Opponent .290 (18-62), vs. South Carolina State, 12/6/16

Team Won by 50+ Points

Miami 50, vs. Nova Southeastern, 11/16/09
Opponent 53, by Notre Dame, 2/22/86

Team won by 40-49 Points

Miami 49, vs. Western Carolina, 11/11/16
Opponent 41, at North Carolina, 1/31/07

Team Won by 30-39 Points

Miami 31, vs. Florida A&M, 11/16/17
Opponent 32, at Charlotte, 11/28/00

Overtime

Miami won in overtime 78-75 (OT) vs. Louisville, 1/24/18
Miami lost in overtime 103-94 (OT) at Florida State, 1/27/18

Rankings

Miami defeated a ranked opponent 80-74 vs. No. 24 Florida State, 1/7/18
Miami lost to a ranked opponent 59-50 vs. No. Virginia, 2/13/18
Miami defeated a top 5 opponent 64-61 vs. No. 3 Virginia, 2/22/16
Miami lost to a top 5 opponent 59-50 vs. No. 1 Virginia, 2/13/18

THE LAST TIME A MIAMI FRESHMAN ...

Scored 30 Points: Bruce Brown (30), vs. North Carolina, 1/28/17

Scored 20+ Points: Lonnie Walker IV (23), at Florida State, 1/27/18

Perfect from Field (5+ att): Reggie Johnson (RS), 8-of-8, vs. Wake Forest, 3/11/10

Perfect from 3-Pt (3+ att): Anthony Lawrence, 4-of-4, vs. Notre Dame, 2/3/16

10+ Rebounds: Bruce Brown, 12, vs. George Washington, 12/22/16

10+ Assists: Bruce Brown, 10, vs. South Carolina State, 12/6/16

5-9 Assists: Chris Lykes, 5, vs. Pitt, 1/31/18

5+ Steals: Shane Larkin, 6, vs. North Carolina, 1/10/12

4+ Blocks: Raphael Akpejori, 4, McNeese State, 11/24/10

Double-Double: Bruce Brown (14 pts, 12 reb), vs. George Washington, 12/22/16

Triple-Double: Bruce Brown (11 pts, 11 reb, 10 ast), vs. South Carolina State, 12/6/16

JIM LARRAÑAGA

7TH SEASON AT MIAMI, 34TH SEASON AS HEAD COACH

COACHING EXPERIENCE

Head Coach

2011- Miami
1997-2011 George Mason
1986-97 Bowling Green
1977-79 American International

Assistant Coach

1979-86 Virginia
1971-76 Davidson

Player/Coach

1977 Geronemo Basketball Club (Belgium)

IN THE HISTORY BOOKS

- 12th winningest active Division I head coach (627 wins)
- Tied for 19th in career wins in ACC games, including regular season & ACC Tournament (80); ties Wake Forest's Horace McKinney and Georgia Tech's Paul Hewitt for 17th with his next win
- 21st in career wins while in ACC (157)

PLAYING CAREER

Geronemo Basketball Club (Belgium) 1976-77
Providence College, 1967-71
Archbishop Molloy, 1963-67

COACHING HONORS

AP, Naismith, Iba, Rupp Coach of the Year, 2013
NABC All-District II, 2013
USBWA District IV Coach of the Year, 2013, 2016
Clair Bee National Coach of the Year, 2006
ACC Coach of the Year, 2013, 2016
CAA Coach of the Year, 1999, 2011
MAC Coach of the Year, 1997

TEAM HONORS

Eight NCAA tournament appearances
1999, 2001, 2006, 2008, 2011, 2013, 2016, 2017
Eight postseason NIT appearances
1990, 1991, 1997, 2002, 2004, 2009, 2012, 2015
11 20-win seasons

PERSONAL

Hometown Bronx, N.Y.
Born Oct. 2, 1949
Family Wife: Liz, Sons: Jay and Jon
Grandchildren: Tia, James, Jon Temple, Henry
Education Providence College, 1971, B.A. Economics
Archbishop Molloy High School, 1967

NOTABLE COLLEGE PLAYERS COACHED

Shane Larkin (Miami) - Currently with Boston Celtics; 2013 NBA first-round draft pick (18th overall), 2013 ACC Player of the Year, ACC Tournament MVP, finalist for Cousy, Naismith & Wooden awards, All-ACC First Team and All-ACC Defensive Team, Lute Olson National Player of the Year, AP and NABC All-American (Second team)

Sheldon Mac (formerly McClellan) (Miami) - Currently with Washington Wizards; 2016 All-ACC Second Team, ACC Tournament Second Team

Davon Reed (Miami) - Currently with Phoenix Suns; 32nd pick in 2017 NBA Draft, 2017 All-ACC Third Team

Durand Scott (Miami) - 2013 ACC Defensive Player of the Year, 2013 All-ACC Third Team, 2013 ACC Tournament First Team

George Evans (George Mason) - Three-time CAA Player of the Year, CAA Rookie of the Year, three-time CAA Defensive Player of the Year, three-time CAA All-Defensive Team

Antonio Daniels (Bowling Green) - Played 13 seasons in NBA; 1997 MAC Player of the Year, 1994 MAC Freshman of Year

NOTABLE NBA PLAYERS COACHED

Lance Blanks (UVA)	Frank Booker (BGSU)	Rick Carlisle (UVA)
Antonio Daniels (BGSU)	Jeff Jones (UVA)	Andrew Kennedy (UVA)
Jeff Lamp (UVA)	Shane Larkin (UM)	Lewis Latimore (UVA)
Sheldon Mac (UM)	Jason Miskiri (GMU)	Olden Polynice (UVA)
Lee Raker (UVA)	Davon Reed (UM)	Ralph Sampson (UVA)
Tom Sheehey (UVA)	Clinton Venable (BGSU)	Othell Wilson (UVA)

STUDENT-ATHLETE HONORS

At Miami

- One All-American
- One USBWA All-District IV selection
- One Basketball Times All-District
- One ACC Player of the Year
- One ACC Defensive Player of the Year
- One ACC Tournament MVP
- 14 All-ACC postseason selections
- Five ACC All-Defensive Team selections
- One ACC All-Rookie Team selection
- Four ACC Academic Honor Roll picks
- Seven ACC Players of the Week
- One ACC Rookie of the Week
- Six ACC All-Tournament team selections
- Two NIT All-Tournament Team picks
- Two NABC Honors Court selections

Prior to Miami

- Two All-Americans
- 28 All-CAA selections
- Nine CAA All-Defensive Team picks
- Eight CAA All-Rookie Team picks
- Three Dean Ehlers Award winners (given to CAA player who best meets criteria of academic achievement, leadership and community service)
- 12 All-MAC selections
- Two MAC Freshman of Year selections
- Four MAC All-Freshman Team picks

YEAR-BY-YEAR

Year	School	Overall	Conference		
		W-L	W-L	Finish	Postseason
1977-78	American International	14-13			
1978-79	American International	13-13			
1986-87	Bowling Green	15-14	10-6	3	
1987-88	Bowling Green	12-16	7-9	t-5	
1988-89	Bowling Green	13-15	6-10	t-6	
1989-90	Bowling Green	18-11	9-7	t-3	NIT First Round (0-1)
1990-91	Bowling Green	17-13	9-7	t-4	NIT First Round (0-1)
1991-92	Bowling Green	14-15	8-8	5	
1992-93	Bowling Green	11-16	8-10	t-6	
1993-94	Bowling Green	18-10	12-6	t-2	
1994-95	Bowling Green	16-11	10-8	t-5	
1995-96	Bowling Green	14-13	9-9	t-6	
1996-97	Bowling Green	22-10	13-5	t-1	NIT First Round (0-1)
1997-98	George Mason	9-18	6-10	6	
1998-99	George Mason	19-11	13-3	1	NCAA First Round (0-1)
1999-00	George Mason	19-11	12-4	t-1	
2000-01	George Mason	18-12	11-5	3	NCAA First Round (0-1)
2001-02	George Mason	19-10	13-5	2	NIT First Round (0-1)
2002-03	George Mason	16-12	11-7	4	
2003-04	George Mason	23-10	12-6	3	NIT Third Round (2-1)
2004-05	George Mason	16-13	10-8	6	
2005-06	George Mason	27-8	15-3	t-1	NCAA Final Four (4-1)
2006-07	George Mason	18-15	9-9	5	
2007-08	George Mason	23-11	12-6	2	NCAA First Round (0-1)
2008-09	George Mason	22-11	13-5	2	NIT First Round (0-1)
2009-10	George Mason	17-15	12-6	4	CIT First Round (0-1)
2010-11	George Mason	27-7	16-2	1	NCAA Second Round (1-1)
2011-12	Miami	20-13	9-7	t-4	NIT Second Round (1-1)
2012-13	Miami	29-7	15-3	1	NCAA Sweet 16 (2-1)
2013-14	Miami	17-16	7-11	10	
2014-15	Miami	25-13	10-8	6	NIT Championship Game (4-1)
2015-16	Miami	27-8	13-5	t-2	NCAA Sweet 16 (2-1)
2016-17	Miami	21-12	10-8	t-7	NCAA First Round (0-1)
2017-18	Miami	18-7	7-6	-	
Overall		627-410	337-212		
2 years	American International	27-26 (.509)			
11 years	Bowling Green	170-144 (.541)			
14 years	George Mason	273-164 (.625)			
7 years	Miami	157-76 (.676)			
34 years		627-410 (.604)			



2017-18 Miami Men's Basketball
Miami (FL) Combined Team Statistics (as of Feb 13, 2018)
All games

RECORD:	OVERALL	HOME	AWAY	NEUTRAL
ALL GAMES	18-7	9-2	6-4	3-1
CONFERENCE	7-6	4-2	3-4	0-0
NON-CONFERENCE	11-1	5-0	3-0	3-1

##	Player	gp-gs	min	avg	Total		3-Point		F-Throw		Rebounds				pf	dq	a	to	blk	stl	pts	avg
					fg-fga	fg%	3fg-fga	3fg%	ft-fa	ft%	off	def	tot	avg								
20	Dewan Huell	25-25	652	26.1	119-204	.583	0-3	.000	58-82	.707	53	112	165	6.6	47	0	11	33	26	13	296	11.8
11	Bruce Brown	19-19	640	33.7	78-188	.415	16-60	.267	44-70	.629	25	110	135	7.1	43	1	76	43	15	25	216	11.4
04	Lonnie Walker	25-11	645	25.8	95-230	.413	40-118	.339	47-60	.783	13	55	68	2.7	41	1	44	29	13	25	277	11.1
01	DJ Vasiljevic	25-19	603	24.1	82-193	.425	53-138	.384	14-16	.875	12	53	65	2.6	39	0	10	12	2	11	231	9.2
03	Anthony Lawrence	25-25	762	30.5	80-164	.488	31-67	.463	36-54	.667	39	132	171	6.8	65	1	56	42	25	34	227	9.1
02	Chris Lykes	25-6	504	20.2	73-178	.410	38-105	.362	36-52	.692	2	27	29	1.2	51	0	53	44	1	17	220	8.8
00	Ja'Quan Newton	25-20	653	26.1	81-181	.448	3-19	.158	47-77	.610	13	51	64	2.6	40	0	69	45	3	25	212	8.5
15	Ebuka Izundu	25-0	356	14.2	52-77	.675	0-0	.000	10-25	.400	39	47	86	3.4	58	1	5	23	16	9	114	4.6
21	Sam Waardenburg	14-0	175	12.5	18-39	.462	11-19	.579	5-6	.833	15	20	35	2.5	14	0	4	10	3	7	52	3.7
14	Rodney Miller	12-0	41	3.4	6-11	.545	0-0	.000	1-7	.143	2	4	6	0.5	5	0	0	3	1	0	13	1.1
05	Mike Robinson	5-0	10	2.0	1-2	.500	1-1	1.000	0-0	.000	0	0	0	0.0	0	0	1	0	0	0	3	0.6
35	Chris Stowell	5-0	9	1.8	0-1	.000	0-1	.000	0-0	.000	0	1	1	0.2	0	0	0	0	0	0	0	0.0
Team											35	34	69		1		9				2	
Total.....		25	5050		685-1468	.467	193-531	.363	298-449	.664	248	646	894	35.8	404	4	329	293	105	166	1863	74.5
Opponents.....		25	5050		602-1451	.415	163-509	.320	288-398	.724	244	603	847	33.9	423	7	306	335	81	144	1657	66.3

TEAM STATISTICS	UM	OPP
SCORING	1863	1657
Points per game	74.5	66.3
Scoring margin	+8.2	-
FIELD GOALS-ATT	685-1468	602-1451
Field goal pct	.467	.415
3 POINT FG-ATT	193-531	163-509
3-point FG pct	.363	.320
3-pt FG made per game	7.7	6.5
FREE THROWS-ATT	298-449	288-398
Free throw pct	.664	.724
F-Throws made per game	11.9	11.5
REBOUNDS	894	847
Rebounds per game	35.8	33.9
Rebounding margin	+1.9	-
ASSISTS	329	306
Assists per game	13.2	12.2
TURNOVERS	293	335
Turnovers per game	11.7	13.4
Turnover margin	+1.7	-
Assist/turnover ratio	1.1	0.9
STEALS	166	144
Steals per game	6.6	5.8
BLOCKS	105	81
Blocks per game	4.2	3.2
ATTENDANCE	78586	119155
Home games-Avg/Game	11-7144	10-9199
Neutral site-Avg/Game	-	4-6792

Date	Opponent		Score	Att.
11/10/17	GARDNER-WEBB	w	77-45	7073
11/12/17	NAVY	w	89-55	6611
11/16/17	FLORIDA A&M	w	90-59	6735
1 11/22/17	vs La Salle	w	57-46	6735
11/25/17	NORTH FLORIDA	w	86-65	7189
11/29/17	at Minnesota	w	86-81	14625
2 12/02/17	vs Princeton	w	80-52	8426
12/05/17	BOSTON UNIVERSITY	w	69-54	6893
12/16/17	at George Washington	w	59-50	3862
3 12/22/17	at Hawai'i	w	75-57	7669
3 12/23/17	vs New Mexico State	L	54-63	5946
3 12/25/17	vs Middle Tennessee	w	84-81	6062
* 12/30/17	at Pitt	w	67-53	5307
* 01/03/18	at Georgia Tech	L	54-64	5568
* 01/07/18	FLORIDA STATE	w	80-74	7647
* 01/13/18	at Clemson	L	63-72	9000
* 01/15/18	DUKE	L	75-83	7972
* 01/21/18	at NC State	w	86-81	17265
* 01/24/18	LOUISVILLE	Wot	78-75	7190
* 01/27/18	at Florida State	Lot	94-103	11675
* 01/31/18	PITT	w	69-57	7169
* 02/03/18	at Virginia Tech	w	84-75	9275
* 02/07/18	WAKE FOREST	w	87-81	6774
* 02/10/18	at Boston College	L	70-72	7740
* 02/13/18	VIRGINIA	L	50-59	7333

* = Conference game

1 = Reading, Pa.

2 = Hoophall Miami Invitational, Miami, Fla.

3 = Diamond Head Classic, Honolulu, Hawaii

Score by Periods	1st	2nd	OT	Totals
Miami (FL)	857	986	20	1863
Opponents	732	899	26	1657



2017-18 Miami Men's Basketball
Miami (FL) Combined Team Statistics (as of Feb 13, 2018)
ACC games only

RECORD:	OVERALL	HOME	AWAY	NEUTRAL
ALL GAMES	7-6	4-2	3-4	0-0
CONFERENCE	7-6	4-2	3-4	0-0
NON-CONFERENCE	0-0	0-0	0-0	0-0

		Total					3-Point		F-Throw		Rebounds													
##	Player	gp-gs	min	avg	fg-fga	fg%	3fg-fga	3fg%	ft-fa	ft%	off	def	tot	avg	pf	dq	a	to	blk	stl	pts	avg		
04	Lonnie Walker	13-10	398	30.6	58-146	.397	25-75	.333	34-40	.850	7	28	35	2.7	28	1	27	17	10	16	175	13.5		
11	Bruce Brown	8-8	273	34.1	32-81	.395	6-24	.250	24-34	.706	13	41	54	6.8	23	1	26	22	11	13	94	11.8		
02	Chris Lykes	13-6	312	24.0	45-108	.417	21-62	.339	33-46	.717	1	16	17	1.3	27	0	37	28	1	6	144	11.1		
03	Anthony Lawrence	13-13	421	32.4	49-101	.485	18-37	.486	19-28	.679	20	78	98	7.5	33	0	25	22	13	24	135	10.4		
20	Dewan Huell	13-13	356	27.4	51-102	.500	0-2	.000	27-38	.711	33	57	90	6.9	23	0	6	20	11	7	129	9.9		
01	DJ Vasiljevic	13-7	285	21.9	33-88	.375	23-67	.343	4-5	.800	8	21	29	2.2	18	0	5	6	0	5	93	7.2		
00	Ja'Quan Newton	13-8	307	23.6	32-76	.421	1-5	.200	26-42	.619	11	22	33	2.5	25	0	34	22	0	11	91	7.0		
21	Sam Waardenburg	8-0	116	14.5	11-18	.611	9-13	.692	5-6	.833	6	14	20	2.5	9	0	3	5	2	6	36	4.5		
15	Ebuka Izundu	13-0	169	13.0	26-38	.684	0-0	.000	3-9	.333	14	20	34	2.6	31	1	1	7	5	4	55	4.2		
14	Rodney Miller	5-0	13	2.6	1-4	.250	0-0	.000	1-2	.500	2	1	3	0.6	1	0	0	1	1	0	3	0.6		
	Team										20	15	35		1		4				2			
	Total.....	13	2650		338-762	.444	103-285	.361	176-250	.704	135	313	448	34.5	219	3	164	154	54	92	957	73.6		
	Opponents.....	13	2650		340-734	.463	94-261	.360	173-246	.703	115	322	437	33.6	219	4	181	169	55	79	949	73.0		

LAST 5 GAMES

RECORD:	OVERALL	HOME	AWAY	NEUTRAL
ALL GAMES	3-2	2-1	1-1	0-0
CONFERENCE	3-2	2-1	1-1	0-0
NON-CONFERENCE	0-0	0-0	0-0	0-0

##	Player	gp-gs	min	avg	Total		3-Point		F-Throw		Rebounds				pf	dq	a	to	blk	stl	pts	avg
					fg-fga	fg%	3fg-fga	3fg%	ft-fa	ft%	off	def	tot	avg								
02	Chris Lykes	5-5	142	28.4	19-45	.422	9-25	.360	20-27	.741	0	11	11	2.2	13	0	13	14	0	2	67	13.4
04	Lonnie Walker	5-5	158	31.6	18-53	.340	8-32	.250	17-19	.895	2	9	11	2.2	10	0	14	9	5	3	61	12.2
01	DJ Vasiljevic	5-5	138	27.6	19-43	.442	12-31	.387	3-4	.750	5	10	15	3.0	9	0	1	4	0	1	53	10.6
03	Anthony Lawrence	5-5	161	32.2	16-37	.432	4-12	.333	11-16	.688	9	34	43	8.6	10	0	13	5	5	10	47	9.4
00	Ja'Quan Newton	5-0	118	23.6	16-30	.533	0-2	.000	14-23	.609	5	13	18	3.6	11	0	11	8	0	2	46	9.2
21	Sam Waardenburg	5-0	90	18.0	9-15	.600	8-11	.727	5-6	.833	3	9	12	2.4	5	0	2	4	1	5	31	6.2
20	Dewan Huell	5-5	115	23.0	9-25	.360	0-0	.000	8-12	.667	7	20	27	5.4	7	0	1	7	4	1	26	5.2
15	Ebuka Izundu	5-0	69	13.8	12-17	.706	0-0	.000	2-5	.400	9	8	17	3.4	9	0	0	2	2	3	26	5.2
14	Rodney Miller	3-0	9	3.0	1-2	.500	0-0	.000	1-2	.500	2	1	3	1.0	1	0	0	1	1	0	3	1.0
Team											7	5	12				2					
Total.....		5	1000		119-267	.446	41-113	.363	81-114	.711	49	120	169	33.8	75	0	55	56	18	27	360	72.0
Opponents.....		5	1000		129-276	.467	40-110	.364	46-66	.697	36	115	151	30.2	95	2	76	60	15	25	344	68.8



2017-18 Miami Men's Basketball
Miami (FL) Game-by-Game Highs (as of Feb 14, 2018)
All games

Opponent	Date	Score	Points	Rebounds	Assists	Steals	Blocked shots
GARDNER-WEBB	11/10/17	77-45	14-Dewan Huell	11-Bruce Brown	10-Bruce Brown	2-Anthony Lawrence	2-Dewan Huell
NAVY	11/12/17	89-55	16-DJ Vasiljevic	10-Dewan Huell	6-Bruce Brown	2-DJ Vasiljevic Chris Lykes	2-Anthony Lawrence Ebuka Izundu
FLORIDA A&M	11/16/17	90-59	15-Ja'Quan Newton DJ Vasiljevic Bruce Brown	8-Bruce Brown	4-Bruce Brown Chris Lykes Ja'Quan Newton	2-Dewan Huell Bruce Brown	3-Ebuka Izundu
vs La Salle	11/22/17	57-46	16-Dewan Huell	11-Bruce Brown	5-Anthony Lawrence	2-Ja'Quan Newton Lonnie Walker	3-Anthony Lawrence
NORTH FLORIDA	11/25/17	86-65	14-Anthony Lawrence Bruce Brown	7-Bruce Brown Ebuka Izundu	4-Chris Lykes Bruce Brown	3-Anthony Lawrence Bruce Brown	1-Sam Waardenburg
at Minnesota	11/29/17	86-81	23-Dewan Huell	9-Bruce Brown	9-Ja'Quan Newton	3-Chris Lykes	2-Ebuka Izundu
vs Princeton	12/02/17	80-52	20-DJ Vasiljevic	10-Anthony Lawrence	5-Ja'Quan Newton	3-Ja'Quan Newton	2-Anthony Lawrence
BOSTON UNIVERSITY	12/05/17	69-54	26-Lonnie Walker	7-Lonnie Walker	6-Anthony Lawrence	3-Ja'Quan Newton	3-Dewan Huell
at George Washington	12/16/17	59-50	15-Dewan Huell	12-Dewan Huell	3-Lonnie Walker Ja'Quan Newton Anthony Lawrence Bruce Brown	3-Bruce Brown	1-Lonnie Walker Ebuka Izundu Anthony Lawrence Dewan Huell
at Hawai'i	12/22/17	75-57	16-Ja'Quan Newton Dewan Huell	6-Dewan Huell	8-Bruce Brown	2-Lonnie Walker	2-Dewan Huell Ebuka Izundu
vs New Mexico State	12/23/17	54-63	15-DJ Vasiljevic	9-Dewan Huell	1-DJ Vasiljevic Dewan Huell Anthony Lawrence Bruce Brown	1-Ebuka Izundu	2-Dewan Huell Anthony Lawrence
vs Middle Tennessee	12/25/17	84-81	21-Dewan Huell	6-Bruce Brown	6-Ja'Quan Newton	2-Bruce Brown	1-Bruce Brown Dewan Huell Anthony Lawrence
at Pitt	12/30/17	67-53	12-Anthony Lawrence	7-Dewan Huell	4-Ja'Quan Newton	2-DJ Vasiljevic Ja'Quan Newton	3-Anthony Lawrence
at Georgia Tech	01/03/18	54-64	13-Dewan Huell	12-Anthony Lawrence	5-Chris Lykes	3-Bruce Brown	4-Bruce Brown
FLORIDA STATE	01/07/18	80-74	23-Bruce Brown	12-Anthony Lawrence	4-Ja'Quan Newton DJ Vasiljevic	2-DJ Vasiljevic	2-Dewan Huell
at Clemson	01/13/18	63-72	16-Lonnie Walker Anthony Lawrence	7-Dewan Huell Bruce Brown Lonnie Walker	2-Dewan Huell	2-Bruce Brown Anthony Lawrence Dewan Huell	2-Bruce Brown
DUKE	01/15/18	75-83	19-Lonnie Walker	13-Dewan Huell	2-Bruce Brown Ja'Quan Newton Lonnie Walker Chris Lykes	5-Anthony Lawrence	2-Anthony Lawrence
at NC State	01/21/18	86-81	19-Bruce Brown	4-DJ Vasiljevic Bruce Brown	9-Bruce Brown	2-Lonnie Walker Ja'Quan Newton	1-Chris Lykes Dewan Huell
LOUISVILLE	01/24/18	78-75	25-Lonnie Walker	12-Dewan Huell	4-Chris Lykes	3-Bruce Brown	3-Bruce Brown
at Florida State	01/27/18	94-103	23-Lonnie Walker	7-Bruce Brown	5-Lonnie Walker Chris Lykes Bruce Brown	2-Dewan Huell Anthony Lawrence	1-Bruce Brown Lonnie Walker Ebuka Izundu
PITT	01/31/18	69-57	16-Lonnie Walker	10-Anthony Lawrence	5-Chris Lykes	2-Anthony Lawrence	1-Ebuka Izundu
at Virginia Tech	02/03/18	84-75	25-Anthony Lawrence	13-Anthony Lawrence	4-Ja'Quan Newton	2-Lonnie Walker	3-Anthony Lawrence
WAKE FOREST	02/07/18	87-81	19-Lonnie Walker	10-Dewan Huell	5-Chris Lykes	3-Anthony Lawrence	3-Lonnie Walker
at Boston College	02/10/18	70-72	17-DJ Vasiljevic	9-Anthony Lawrence	4-Anthony Lawrence	3-Sam Waardenburg	1-Dewan Huell Anthony Lawrence
VIRGINIA	02/13/18	50-59	19-Chris Lykes	7-Anthony Lawrence	2-Anthony Lawrence Lonnie Walker	2-Anthony Lawrence	1-Dewan Huell Anthony Lawrence Ebuka Izundu



2017-18 Miami Men's Basketball
Miami (FL) Team Game-by-Game Comparison (as of Feb 14, 2018)
All games

Opponent	1st	2nd	Score	Mar	Total FG	FG Pct	3-Pointers	3FG Pct	Free Throws	FT Pct	Rebounds	Assist	T/Over	Block	Steal	Fouls
GARDNER-WEBB	27/23	50/22	77-45	+32	30-60/20-63	.500/.317	7-26/4-16	.269/.250	10-21/1-6	.476/.167	48/36 +12	21/10	12/14	3/0	5/5	15/19
NAVY	41/24	48/31	89-55	+34	35-64/21-63	.547/.333	9-23/6-21	.391/.286	10-16/7-9	.625/.778	42/33 +9	15/14	12/16	7/2	9/7	12/15
FLORIDA A&M	46/22	44/37	90-59	+31	34-58/24-59	.586/.407	12-26/5-16	.462/.313	10-22/6-6	.455/1000	36/28 +8	15/12	12/19	5/2	8/6	12/18
La Salle	19/19	38/27	57-46	+11	22-60/15-52	.367/.288	5-15/0-15	.333/.000	8-14/16-17	.571/.941	40/38 +2	10/3	10/15	5/3	6/4	16/18
NORTH FLORIDA	38/25	48/40	86-65	+21	33-66/23-59	.500/.390	3-15/8-26	.200/.308	17-23/11-12	.739/.917	39/32 +7	16/10	14/20	1/1	9/8	16/18
Minnesota	36/36	50/45	86-81	+5	35-69/28-63	.507/.444	10-25/5-16	.400/.313	6-11/20-26	.545/.769	34/41 (7)	20/12	8/12	4/12	8/4	20/13
Princeton	38/20	42/32	80-52	+28	30-60/19-61	.500/.311	14-25/8-32	.560/.250	6-9/6-9	.667/.667	39/31 +8	16/10	12/11	4/2	5/5	15/13
BOSTON UNIVERSITY	30/30	39/24	69-54	+15	25-48/21-65	.521/.323	11-21/7-25	.524/.280	8-15/5-8	.533/.625	35/32 +3	10/11	15/13	6/0	6/9	13/16
George Washington	32/15	27/35	59-50	+9	25-61/19-63	.410/.302	5-21/4-18	.238/.222	4-8/8-12	.500/.667	39/44 (5)	13/8	8/11	4/3	6/6	14/12
Hawai'i	33/33	42/24	75-57	+18	30-57/21-50	.526/.420	5-13/8-23	.385/.348	10-13/7-10	.769/.700	31/26 +5	11/13	9/16	5/0	6/3	15/17
New Mexico State	25/29	29/34	54-63	(9)	18-53/24-67	.340/.358	2-18/7-25	.111/.280	16-22/8-13	.727/.615	38/43 (5)	4/7	14/8	4/1	1/6	17/19
Middle Tennessee	34/29	50/52	84-81	+3	30-50/27-52	.600/.519	7-18/7-15	.389/.467	17-25/20-24	.680/.833	25/26 (1)	14/15	13/11	3/0	5/2	20/26
Pitt	30/19	37/34	67-53	+14	27-55/19-47	.491/.404	5-14/4-16	.357/.250	8-9/11-13	.889/.846	31/23 +8	11/10	15/19	8/3	8/5	12/14
Georgia Tech	28/28	26/36	54-64	(10)	21-56/23-59	.375/.390	4-19/1-10	.211/.100	8-11/17-23	.727/.739	39/38 +1	12/8	18/11	7/5	7/13	18/13
FLORIDA STATE	45/32	35/42	80-74	+6	26-51/25-69	.510/.362	5-16/5-24	.313/.208	23-32/17-26	.719/.654	32/44 (12)	15/10	15/15	2/5	6/11	20/22
Clemson	30/34	33/38	63-72	(9)	24-63/22-50	.381/.440	6-23/12-21	.261/.571	9-18/16-17	.500/.941	37/36 +1	5/13	8/12	5/7	10/2	18/16
DUKE	40/42	35/41	75-83	(8)	29-78/31-56	.372/.554	9-25/11-21	.360/.524	8-10/10-21	.800/.476	38/43 (5)	10/18	11/19	2/5	13/8	16/10
NC State	36/32	50/49	86-81	+5	34-59/31-57	.576/.544	10-19/7-18	.526/.389	8-12/12-16	.667/.750	24/29 (5)	26/22	10/15	2/3	9/4	16/12
LOUISVILLE	37/38	32/31	78-75	+3	24-65/27-65	.369/.415	6-22/5-22	.273/.227	22-31/16-25	.710/.640	49/38 +11	13/8	14/11	7/10	8/9	19/22
Florida State	39/44	44/39	94-103	(9)	34-68/33-55	.500/.600	17-34/9-19	.500/.474	9-13/28-39	.692/.718	29/35 (6)	17/16	7/7	3/2	4/2	25/15
PITT	34/25	35/32	69-57	+12	23-55/22-53	.418/.415	6-22/10-30	.273/.333	17-23/3-3	.739/1000	39/24 +15	15/16	8/11	1/2	3/3	11/19
Virginia Tech	44/32	40/43	84-75	+9	29-57/29-60	.509/.483	10-21/8-22	.476/.364	16-23/9-17	.696/.529	41/28 +13	9/13	13/9	7/3	4/4	16/17
WAKE FOREST	35/31	52/50	87-81	+6	26-55/31-65	.473/.477	9-22/9-22	.409/.409	26-37/10-15	.703/.667	33/35 (2)	14/18	9/13	5/2	7/6	15/26
Boston College	44/43	26/29	70-72	(2)	23-53/25-50	.434/.500	10-27/7-19	.370/.368	14-20/15-19	.700/.789	32/32 -	11/14	15/16	2/6	8/7	20/18
VIRGINIA	16/27	34/32	50-59	(9)	18-47/22-48	.383/.458	6-21/6-17	.286/.353	8-11/9-12	.727/.750	24/32 (8)	6/15	11/11	3/2	5/5	13/15

Note: Game totals are displayed in the format TEAM/OPPONENT for each category



Miami (FL) Points-Rebounds-Assists (as of Feb 14, 2018)
All games

Opponent	Date	Score		00	01	02	03	04	05	11
				NEWTON,JA'	VASILJEVIC	LYKES,CHRI	LAWRENCE,A	WALKER,LON	ROBINSON,M	BROWN,BRUC
GARDNER-WEBB	11/10/17	77-45	W	13-0-1	7-2-0	3-1-1	3-7-1	10-2-5	3-0-0	10-11-10
NAVY	11/12/17	89-55	W	14-3-1	16-3-0	8-1-2	10-7-2	8-2-1	0-0-0	3-6-6
FLORIDA A&M	11/16/17	90-59	W	15-3-4	15-4-2	13-1-4	11-4-1	5-2-0	0-0-0	15-8-4
vs La Salle	11/22/17	57-46	W	4-3-0	8-1-0	0-1-0	7-10-5	5-2-2	DNP	7-11-3
NORTH FLORIDA	11/25/17	86-65	W	12-1-3	2-2-0	10-0-4	14-4-3	7-1-1	0-0-0	14-7-4
at Minnesota	11/29/17	86-81	W	12-3-9	11-2-0	10-1-0	8-7-4	6-2-1	DNP	16-9-5
vs Princeton	12/02/17	80-52	W	4-2-5	20-3-1	5-1-2	5-10-3	12-5-1	0-0-1	17-8-3
BOSTON UNIVERSITY	12/05/17	69-54	W	9-6-1	15-5-0	8-0-0	5-2-6	26-7-2	DNP	DNP
at George Washington	12/16/17	59-50	W	8-4-3	10-1-0	3-0-1	5-9-3	13-5-3	DNP	3-3-3
at Hawai'i	12/22/17	75-57	W	16-2-2	6-3-0	7-5-0	11-4-0	8-1-1	DNP	4-5-8
vs New Mexico State	12/23/17	54-63	L	5-3-0	15-5-1	1-1-0	4-4-1	2-4-0	DNP	13-7-1
vs Middle Tennessee	12/25/17	84-81	W	9-1-6	13-5-1	8-0-2	9-5-2	0-0-0	DNP	20-6-3
at Pitt	12/30/17	67-53	W	11-3-4	3-2-0	10-1-0	12-6-2	8-0-1	DNP	11-5-3
at Georgia Tech	01/03/18	54-64	L	6-1-3	3-1-0	8-0-5	9-12-1	6-5-0	DNP	9-9-2
FLORIDA STATE	01/07/18	80-74	W	0-0-4	8-3-4	18-1-2	2-12-2	5-0-0	DNP	23-4-2
at Clemson	01/13/18	63-72	L	4-0-0	0-0-0	13-1-1	16-4-0	16-7-1	DNP	4-7-1
DUKE	01/15/18	75-83	L	3-1-2	0-2-0	13-1-2	13-7-1	19-2-2	DNP	7-7-2
at NC State	01/21/18	86-81	W	5-0-7	6-4-0	6-2-5	15-3-4	12-2-1	DNP	19-4-9
LOUISVILLE	01/24/18	78-75	W	12-7-2	0-0-0	9-0-4	2-6-1	25-4-3	DNP	8-11-2
at Florida State	01/27/18	94-103	L	4-3-1	20-2-0	0-0-5	19-5-1	23-4-5	DNP	13-7-5
PITT	01/31/18	69-57	W	3-2-2	8-3-0	13-3-5	10-10-3	16-5-3	DNP	DNP
at Virginia Tech	02/03/18	84-75	W	12-6-4	14-1-0	6-2-0	25-13-2	14-3-3	DNP	DNP
WAKE FOREST	02/07/18	87-81	W	16-3-1	9-5-1	13-2-5	4-4-2	19-3-4	DNP	DNP
at Boston College	02/10/18	70-72	L	11-3-3	17-6-0	16-3-2	6-9-4	6-0-2	DNP	DNP
VIRGINIA	02/13/18	50-59	L	4-4-1	5-0-0	19-1-1	2-7-2	6-0-2	DNP	DNP

Opponent	Date	Score		14	15	20	21	35
				MILLER,ROD	IZUNDU,EBU	HUELL,DEWA	WAARDENBU	STOWELL,CH
GARDNER-WEBB	11/10/17	77-45	W	0-1-0	14-10-1	14-8-2	DNP	0-0-0
NAVY	11/12/17	89-55	W	4-0-0	12-4-2	14-10-1	DNP	0-1-0
FLORIDA A&M	11/16/17	90-59	W	2-1-0	4-6-0	10-5-0	DNP	0-0-0
vs La Salle	11/22/17	57-46	W	0-0-0	3-2-0	16-7-0	7-2-0	DNP
NORTH FLORIDA	11/25/17	86-65	W	DNP	5-7-0	13-6-0	9-6-1	0-0-0
at Minnesota	11/29/17	86-81	W	DNP	0-3-1	23-2-0	0-1-0	DNP
vs Princeton	12/02/17	80-52	W	2-0-0	6-4-0	9-1-0	0-4-0	0-0-0
BOSTON UNIVERSITY	12/05/17	69-54	W	DNP	0-5-0	6-6-1	0-2-0	DNP
at George Washington	12/16/17	59-50	W	DNP	2-3-0	15-12-0	DNP	DNP
at Hawai'i	12/22/17	75-57	W	DNP	7-3-0	16-6-0	DNP	DNP
vs New Mexico State	12/23/17	54-63	L	0-1-0	4-3-0	10-9-1	0-0-0	DNP
vs Middle Tennessee	12/25/17	84-81	W	2-0-0	2-2-0	21-3-0	DNP	DNP
at Pitt	12/30/17	67-53	W	0-0-0	4-5-1	8-7-0	DNP	DNP
at Georgia Tech	01/03/18	54-64	L	0-0-0	0-1-0	13-8-1	DNP	DNP
FLORIDA STATE	01/07/18	80-74	W	DNP	4-1-0	20-8-1	DNP	DNP
at Clemson	01/13/18	63-72	L	DNP	0-3-0	10-7-2	DNP	DNP
DUKE	01/15/18	75-83	L	DNP	2-3-0	18-13-1	DNP	DNP
at NC State	01/21/18	86-81	W	DNP	15-3-0	8-2-0	0-0-0	DNP
LOUISVILLE	01/24/18	78-75	W	DNP	2-1-0	18-12-0	0-7-1	DNP
at Florida State	01/27/18	94-103	L	DNP	2-0-0	8-6-0	5-1-0	DNP
PITT	01/31/18	69-57	W	DNP	4-4-0	11-6-1	4-4-1	DNP
at Virginia Tech	02/03/18	84-75	W	2-3-0	5-2-0	3-4-0	3-5-0	DNP
WAKE FOREST	02/07/18	87-81	W	1-0-0	3-2-0	10-10-0	12-3-1	DNP
at Boston College	02/10/18	70-72	L	0-0-0	6-4-0	2-4-0	6-0-0	DNP
VIRGINIA	02/13/18	50-59	L	DNP	8-5-0	0-3-0	6-0-0	DNP



Official Basketball Box Score -- Game Totals -- Final Statistics

Gardner-Webb vs Miami (FL)
11/10/17 8:00 pm at Coral Gables, Fla. (Watsco Center)

Gardner-Webb 45 • 0-1

#	Player	Total		3-Ptr		Rebounds			PF	TP	A	TO	Blk	Stl	Min
		FG-FGA	FG-FGA	FT-FTA	Off	Def	Tot								
25	DJ Laster	1	5-13	0-1	0-0	3	5	8	3	10	1	4	0	2	25
31	L'Hassane Niangane	c	0-2	0-0	0-1	2	4	6	5	0	0	1	0	0	13
00	Jamaal Robateau	g	1-6	1-3	0-0	0	4	4	0	3	1	0	0	0	25
04	Christian Turner	g	1-2	0-0	0-0	0	0	0	1	2	1	2	0	1	16
11	David Efanayi	g	4-14	1-4	0-1	0	4	4	4	9	0	4	0	1	29
02	Jaheam Cornwall	g	0-3	0-1	0-2	0	0	0	1	0	4	0	0	0	18
01	Eric Jamison	g	3-5	0-0	0-0	1	2	3	1	6	0	0	0	0	16
05	Liam O'Reilly	g	3-8	2-3	1-1	1	3	4	0	9	1	1	0	0	25
10	Nate Johnson	g	2-6	0-4	0-1	0	3	3	0	4	2	0	0	1	16
14	Brandon Miller	g	1-4	0-0	0-0	1	0	1	4	2	0	2	0	0	17
Team						2	1	3							
Totals			20-63	4-16	1-6	10	26	36	19	45	10	14	0	5	200
FG % 1st Half:		10-31	32.3%	2nd half:	10-32	31.3%	Game:	20-63	31.7%	Deadball Rebounds					
3FG % 1st Half:		2-5	40.0%	2nd half:	2-11	18.2%	Game:	4-16	25.0%						
FT % 1st Half:		1-2	50.0%	2nd half:	0-4	0.0%	Game:	1-6	16.7%						

Miami (FL) 77 • 1-0

#	Player	Total		3-Ptr		Rebounds			PF	TP	A	TO	Blk	Stl	Min
		FG-FGA	FG-FGA	FT-FTA	Off	Def	Tot								
20	Dewan Huell	f	6-9	0-0	2-3	2	6	8	1	14	2	3	2	1	18
00	Ja'Quan Newton	g	4-6	1-2	4-8	0	0	0	1	13	1	0	0	0	28
01	DJ Vasiljevic	g	2-12	1-10	2-2	0	2	2	1	7	0	0	0	0	30
03	Anthony Lawrence	g	1-4	1-3	0-0	3	4	7	3	3	1	0	0	2	22
11	Bruce Brown	g	5-9	0-2	0-3	1	10	11	2	10	10	1	0	1	31
02	Chris Lykes	g	1-6	1-5	0-0	0	1	1	3	3	1	4	0	1	18
04	Lonnie Walker	g	4-5	2-3	0-0	1	1	2	0	10	5	2	0	0	25
05	Mike Robinson	g	1-1	1-1	0-0	0	0	0	0	3	0	0	0	0	1
14	Rodney Miller	g	0-1	0-0	0-1	0	0	1	0	0	0	0	0	0	4
15	Ebuka Izundu	g	6-7	0-0	2-4	2	8	10	4	14	1	1	1	0	22
35	Chris Stowell	g	0-0	0-0	0-0	0	0	0	0	0	0	0	0	0	1
Team						3	3	6							
Totals			30-60	7-26	10-21	12	36	48	15	77	21	12	3	5	200
FG % 1st Half:		9-27	33.3%	2nd half:	21-33	63.6%	Game:	30-60	50.0%	Deadball Rebounds					
3FG % 1st Half:		1-13	7.7%	2nd half:	6-13	46.2%	Game:	7-26	26.9%						
FT % 1st Half:		8-15	53.3%	2nd half:	2-6	33.3%	Game:	10-21	47.6%						

Officials: Brian Dorsey, Raymond Stynors Jr., William Humes
Technical fouls: Gardner-Webb-None, Miami (FL)-None.
Attendance: 7073

Score by periods	1st	2nd	Total
Gardner-Webb	23	22	45
Miami (FL)	27	50	77

Last FG - GWU 2nd-00:15, UM 2nd-00:30.
Largest lead - GWU by 7 1st-16:59, UM by 37 2nd-04:34.
GWU led for 05:42, UM led for 30:55. Game was tied for 03:23.

Points	In Paint	Off T/O	2nd Chance	Fast Break	Bench
Gardner-Webb	30	15	5	2	21
UM	42	15	12	4	30

Score tied - 3 times.
Lead changed - 1 time.

Official Basketball Box Score -- Game Totals -- Final Statistics

Navy vs Miami (FL)
11/12/17 4:39 pm at Coral Gables, Fla. (Watsco Center)

Navy 55 • 1-1

#	Player	Total		3-Ptr		Rebounds			PF	TP	A	TO	Blk	Stl	Min
		FG-FGA	FG-FGA	FT-FTA	Off	Def	Tot								
01	Lacey, Tom	*	5-7	0-0	0-0	1	4	5	0	10	2	1	2	0	24
02	Abdullah, Hasan	*	5-13	3-7	0-0	1	0	1	1	13	1	4	0	3	26
14	Dulin, Bryce	*	0-5	0-1	0-0	3	5	8	1	0	4	1	0	1	26
20	Anderson, Shawn	*	2-9	0-0	2-2	1	4	5	2	6	2	3	0	1	23
40	Wieck, Evan	*	1-3	0-0	0-0	2	1	3	2	2	2	0	0	1	19
00	Fox, Nourse	*	1-3	0-1	0-0	0	0	0	2	2	0	2	0	1	12
03	Cullen, Matt	*	0-1	0-1	0-0	0	0	0	0	0	1	0	0	0	4
05	Pearson, Ryan	*	0-3	0-2	0-0	0	1	1	0	0	1	0	0	0	7
15	Antonelli, Dominick	*	1-2	1-2	0-0	0	0	0	0	3	0	1	0	0	4
21	Kiernan, George	*	3-8	2-6	3-3	0	1	1	4	11	0	1	0	0	13
22	Davis, Cam	*	0-2	0-0	0-0	0	0	0	1	0	0	1	0	0	14
23	Lewis, Mo	*	2-4	0-0	0-0	0	0	0	2	4	0	1	0	0	9
34	Ogele, Danny	*	0-1	0-0	0-0	1	0	1	0	0	1	0	0	0	4
41	Riemersma, Tyler	*	1-2	0-1	2-4	1	3	4	0	4	0	0	0	0	15
Team						2	2	4							
Totals			21-63	6-21	7-9	12	21	33	15	55	14	16	2	7	200
FG % 1st Half:		9-33	27.3%	2nd half:	12-30	40.0%	Game:	21-63	33.3%	Deadball Rebounds					
3FG % 1st Half:		4-13	30.8%	2nd half:	2-8	25.0%	Game:	6-21	28.6%						
FT % 1st Half:		2-2	100.0%	2nd half:	5-7	71.4%	Game:	7-9	77.8%						

Miami (FL) 89 • 2-0

#	Player	Total		3-Ptr		Rebounds			PF	TP	A	TO	Blk	Stl	Min
		FG-FGA	FG-FGA	FT-FTA	Off	Def	Tot								
00	Ja'Quan Newton	*	6-10	1-3	1-1	0	3	3	1	14	1	4	0	1	26
01	DJ Vasiljevic	*	5-10	4-8	2-2	0	3	3	2	16	0	0	0	2	20
03	Anthony Lawrence	*	4-5	1-2	1-2	0	7	7	1	10	2	2	2	1	30
11	Bruce Brown	*	1-10	0-3	1-2	1	5	6	1	3	6	3	1	0	31
20	Dewan Huell	*	6-8	0-0	2-3	3	7	10	2	14	1	1	1	1	22
02	Chris Lykes	*	3-5	2-2	0-0	0	1	1	2	8	2	0	0	2	17
04	Lonnie Walker	*	3-7	1-5	1-1	0	2	2	0	8	1	0	1	1	24
05	Mike Robinson	*	0-0	0-0	0-0	0	0	0	0	0	0	0	0	0	3
14	Rodney Miller	*	2-3	0-0	0-2	0	0	0	1	4	0	0	0	0	5
15	Ebuka Izundu	*	5-6	0-0	2-3	3	1	4	2	12	2	2	2	1	19
35	Chris Stowell	*	0-0	0-0	0-0	0	1	1	0	0	0	0	0	0	3
Team						4	1	5							
Totals			35-64	9-23	10-16	11	31	42	12	89	15	12	7	9	200
FG % 1st Half:		15-33	45.5%	2nd half:	20-31	64.5%	Game:	35-64	54.7%	Deadball Rebounds					
3FG % 1st Half:		4-14	28.6%	2nd half:	5-9	55.6%	Game:	9-23	38.1%						
FT % 1st Half:		7-9	77.8%	2nd half:	3-7	42.9%	Game:	10-16	62.5%						

Officials: Tim Nestor, Bert Smith, Tim Clougherty
Technical fouls: Navy-None, Miami (FL)-None.
Attendance: 6611

Score by periods	1st	2nd	Total
Navy	24	31	55
Miami (FL)	41	48	89

Last FG - NAVY 2nd-00:35, UM 2nd-00:23.
Largest lead - NAVY None, UM by 35 2nd-01:39.
NAVY led for 00:00, UM led for 39:31. Game was tied for 00:29.

Points	In Paint	Off T/O	2nd Chance	Fast Break	Bench
NAVY	26	10	5	12	24
UM	50	22	12	29	32

Score tied - 0 times.
Lead changed - 0 times.

Official Basketball Box Score -- Game Totals -- Final Statistics

Florida A&M vs Miami (FL)
11/16/17 7:02 pm at Coral Gables, Fla. (Watsco Center)

Florida A&M 59 • 0-3

#	Player		Total		3-Ftr		Rebounds			PF	TP	A	TO	Blk	Stl	Min
			FG-FGA	FG-FGA	FT-FTA	Off	Def	Total								
00	WILLIAMS,Desmond	*	4-13	0-3	0-0	1	2	3	2	8	3	0	1	0	37	
04	MAYES,Elijah	*	1-1	0-0	0-0	0	0	0	1	2	1	0	0	0	7	
20	MYLES,Brendon	*	2-4	0-0	0-0	0	0	0	2	4	0	3	0	1	12	
22	BARHAM,Marcus	*	7-15	4-9	4-4	0	1	1	2	22	1	2	0	0	35	
34	MARTIN,Isaiah	*	3-7	0-0	2-2	2	2	4	3	8	0	2	1	0	30	
02	REAVES,Kamron	*	0-3	0-1	0-0	0	3	3	2	0	1	3	0	1	18	
03	BOWMAN,Craig	*	4-6	1-2	0-0	0	6	6	1	9	2	4	0	2	20	
05	CORE,Nasir	*	2-3	0-0	0-0	0	1	1	2	4	2	1	0	0	17	
11	HARRELL,Javonni	*	1-4	0-0	0-0	2	3	5	2	2	1	0	0	1	13	
21	RAVENEL,Justin	*	0-3	0-1	0-0	0	1	1	1	0	1	0	0	1	11	
Team						1	3	4				4			200	
Totals			24-59	5-16	6-6	6	22	28	18	59	12	19	2	6	211	
FG % 1st Half:			8-26	30.8%	2nd half:	16-33	48.5%	Game:	24-59	40.7%	Deadball					
3FG % 1st Half:			2-9	22.2%	2nd half:	3-7	42.9%	Game:	5-16	31.3%	Rebounds					
FT % 1st Half:			4-4	100.0%	2nd half:	2-2	100.0%	Game:	6-6	100.0%	1					

Official Basketball Box Score -- Game Totals -- Final Statistics
North Florida vs Miami (FL)
11/25/17 4:05 pm at Coral Gables, Fla. (Watsco Center)

North Florida 65 • 1-7

#	Player	Total		3-Ptr		Rebounds			PF	TP	A TO Blk Stl				Min
		FG-FGA	FG-FGA	FT-FTA	Off Def Tot	PF	TP	A TO Blk Stl							
00	HORCHLER, Noah	f	2-6	0-3	0-0	1 1 2	4	4	1	0	1	0	0	19	
02	AMINU, Wajid	g	3-6	0-1	1-2	1 2 3	3	7	1	5	0	0	0	20	
03	ESCOBAR, JT	f	6-9	4-7	0-0	1 2 3	2	16	0	0	0	0	0	32	
11	SAMS, Garrett	g	2-8	1-2	4-4	1 4 5	2	9	2	2	0	4	0	24	
21	GANDIA-ROSA, Ivan	g	3-9	2-3	0-0	1 2 3	2	8	3	7	0	0	0	33	
01	LAMBRIGHT, Emmanuel	g	0-0	0-0	0-0	1 0 1	0	0	0	1	0	0	0	3	
10	BLOUNT, Osborn	g	2-8	1-5	2-2	0 3 3	0	7	1	1	0	3	0	20	
12	BURKHARDT, Ryan	g	0-2	0-2	0-0	0 1 1	1	0	0	2	0	0	0	10	
20	COFFEY II, Brian	g	1-2	0-0	2-2	1 0 1	0	4	2	0	0	0	0	11	
22	DAY, Trip	g	4-8	0-2	2-2	0 3 3	3	10	0	1	0	1	0	26	
50	HAID, Benedikt	g	0-1	0-1	0-0	0 0 0	1	0	0	0	0	0	0	2	
Team						3 4 7					1				
Totals			23-59	8-26	11-12	10 22 32	18	65	10	20	1	8	0	200	
FG % 1st Half:		10-26	38.5%	2nd half:	13-33	39.4%	Game:	23-59	39.0%	Deadball Rebounds					
3FG % 1st Half:		5-12	41.7%	2nd half:	3-14	21.4%	Game:	8-26	30.8%						
FT % 1st Half:		0-0	0.0%	2nd half:	11-12	91.7%	Game:	11-12	91.7%						

Miami (FL) 86 • 5-0

#	Player	Total		3-Ptr		Rebounds			PF	TP	A TO Blk Stl				Min
		FG-FGA	FG-FGA	FT-FTA	Off Def Tot	PF	TP	A TO Blk Stl							
00	Dewan Huell	f	4-6	0-0	5-7	1 5 6	2	13	0	3	0	0	0	23	
20	Ja'Quan Newton	g	5-8	0-0	2-2	0 1 1	1	12	3	4	0	0	0	26	
01	DJ Vasiljevic	g	1-6	0-4	0-0	0 2 2	0	2	0	0	0	0	0	22	
03	Anthony Lawrence	g	4-7	0-1	6-7	3 1 4	3	14	3	1	0	3	0	27	
11	Bruce Brown	g	7-14	0-2	0-0	1 6 7	2	14	4	1	0	3	0	32	
02	Chris Lykes	g	4-9	2-5	0-1	0 0 0	2	10	4	1	0	1	0	19	
04	Lonnie Walker	g	2-5	0-1	3-4	0 1 1	3	7	1	0	0	1	0	22	
05	Mike Robinson	g	0-0	0-0	0-0	0 0 0	0	0	0	0	0	0	0	1	
15	Ebuka Izundu	g	2-2	0-0	1-2	2 5 7	0	5	0	3	0	0	0	11	
21	Sam Waardenburg	g	4-9	1-2	0-0	4 2 6	3	9	1	1	1	1	0	16	
35	Chris Stowell	g	0-0	0-0	0-0	0 0 0	0	0	0	0	0	0	0	1	
Team						1 4 5									
Totals			33-66	3-15	17-23	12 27 39	16	86	16	14	1	9	0	200	
FG % 1st Half:		15-30	50.0%	2nd half:	18-36	50.0%	Game:	33-66	50.0%	Deadball Rebounds					
3FG % 1st Half:		2-8	25.0%	2nd half:	1-7	14.3%	Game:	3-15	20.0%						
FT % 1st Half:		6-11	54.5%	2nd half:	11-12	91.7%	Game:	17-23	73.9%						

Officials: Jamie Luckie, Raymond Styons Jr, Doug Simons
Technical fouls: North Florida-None. Miami (FL)-None.
Attendance: 7189

Score by periods	1st	2nd	Total
North Florida	25	40	65
Miami (FL)	38	48	86

Last FG - UNF 2nd-01:04, UM 2nd-00:34.
Largest lead - UNF by 3 1st-19:43, UM by 22 2nd-11:54.
UNF led for 01:10. UM led for 37:54. Game was tied for 00:42.

Score tied - 2 times.
Lead changed - 1 time.

Official Basketball Box Score -- Game Totals -- Final Statistics
Princeton vs Miami (FL)
12/2/17 8:04 pm at American Airlines Arena

Princeton 52 • 2-5

#	Player		Total			3-Ptr			Rebounds			PF	TP	A TO Blk Stl				Min
			FG-FGA	FG-FGA	FT-FTA	Off	Def	Tot	A	TO	Blk			Stl				
03	Cannady, Devin	*	5-16	0-6	1-1	0	2	2	0	11	1	0	0	2	31			
05	Bell, Amir	*	5-7	2-3	1-2	0	6	6	2	13	2	1	0	1	32			
12	Stephens, Myles	*	4-9	3-5	0-0	2	3	5	2	11	1	2	1	0	26			
13	Gladson, Will	*	1-2	0-0	0-0	0	0	0	2	2	1	0	0	1	7			
33	Much, Sebastian	*	0-10	0-9	0-0	0	2	2	3	0	1	4	0	0	26			
00	Young, Aaron		0-2	0-2	0-0	0	0	0	0	0	1	0	0	0	6			
01	Reynoso-Avila, V.		0-0	0-0	2-4	0	0	0	1	2	0	0	0	0	5			
10	Bagin, Charlie		0-1	0-1	0-0	0	0	0	0	0	0	1	0	0	3			
15	Schwieger, Ryan		1-4	0-1	0-0	0	3	3	1	2	1	0	0	1	19			
22	Desrosiers, Jerome		1-5	1-3	0-0	3	2	5	1	3	1	2	0	0	25			
21	Bramlage, Noah		1-3	1-1	0-0	0	1	1	0	3	0	0	0	0	3			
04	Arriguzoh, Richmond		0-0	0-0	0-0	0	1	1	0	0	1	1	0	0	6			
35	Brennan, Alec		1-2	1-1	2-2	3	1	4	1	5	0	1	0	0	11			
Team						2	0	2										
Totals			19-61	8-32	6-9	10	21	31	13	52	10	11	2	5	200			
FG % 1st Half:			8-30	26.7%	2nd half:	11-31	35.5%	Game:	19-61	31.1%	Deadball Rebounds							
3FG % 1st Half:			3-14	21.4%	2nd half:	5-18	27.8%	Game:	8-32	25.0%								
FT % 1st Half:			1-1	100.0%	2nd half:	5-8	62.5%	Game:	6-9	66.7%								

Miami (FL) 80 • 7-0

#	Player	Total		3-Ptr		Rebounds			PF	TP	A TO Blk Stl				Min
		FG-FGA	FG-FGA	FT-FTA	Off Def Tot	PF	TP	A TO Blk Stl							
00	Ja'Quan Newton	*	2-9	0-2	0-0	0 2 2	1	4	5	0	0	3	26		
01	DJ Vasiljevic	*	7-9	5-7	1-1	0 3 3	4	20	1	1	0	0	29		
03	Anthony Lawrence	*	2-6	1-3	0-0	1 9 10	0	5	3	3	2	0	31		
11	Bruce Brown	*	6-8	4-5	1-1	2 6 8	1	17	3	2	1	0	30		
20	Dewan Huell	*	3-7	0-0	3-4	1 0 1	3	9	0	2	0	0	15		
02	Chris Lykes	*	2-6	1-3	0-0	0 1 1	2	5	2	1	0	1	13		
04	Lonnie Walker	*	4-7	3-4	1-2	0 5 5	0	12	1	2	1	0	20		
05	Mike Robinson	*	0-1	0-0	0-0	0 0 0	0	0	1	0	0	0	3		
14	Rodney Miller	*	1-1	0-0	0-1	0 0 0	0	2	0	0	0	0	3		
15	Ebuka Izundu	*	3-4	0-0	0-0	2 2 4	3	6	0	1	0	0	20		
21	Sam Waardenburg	*	0-2	0-1	0-0	1 3 4	1	0	0	0	0	0	8		
35	Chris Stowell	*	0-0	0-0	0-0	0 0 0	0	0	0	0	0	0	2		
Team						1 0 1									
Totals			30-60	14-25	6-9	8 31 39	15	80	16	12	4	5	200		
FG % 1st Half:		15-31	48.4%	2nd half:	15-29	51.7%	Game:	30-60	50.0%	Deadball Rebounds					
3FG % 1st Half:		6-11	54.5%	2nd half:	8-14	57.1%	Game:	14-25	56.0%						
FT % 1st Half:		2-2	100.0%	2nd half:	4-7	57.1%	Game:	6-9	66.7%						

Officials: Kip Kissinger, Ron Tyburski, Joe DeRosa
Technical fouls: Princeton-None. Miami (FL)-DJ Vasiljevic.
Attendance: 8426

Score by periods	1st	2nd	Total
Princeton	20	32	52
Miami (FL)	38	42	80

Last FG - PRIN 2nd-01:00, UM 2nd-01:17.
Largest lead - PRIN by 2 1st-15:21, UM by 31 2nd-01:17.
PRIN led for 03:46. UM led for 32:02. Game was tied for 03:32.

Score tied - 4 times.
Lead changed - 6 times.

Official Basketball Box Score -- Game Totals -- Final Statistics
Miami (FL) vs Minnesota
11/29/17 8:15 PM at Minneapolis, Minn. (Williams Arena)

Miami (FL) 86 • 6-0

#	Player		Total		3-Ptr		Rebounds			PF	TP	A				Min
			FG-FGA	FG-FGA	FT-FTA	Off	Def	Tot	To			Bk	Stl			
20	Dewan Huell	f	10-16	0-0	3-5	1	1	2	3	23	0	0	1	0	27	
00	Ja'Quan Newton	g	6-12	0-1	0-2	0	3	3	0	12	9	1	1	2	32	
01	DJ Vasiljevic	g	4-6	3-5	0-0	0	2	2	3	11	0	0	0	0	18	
03	Anthony Lawrence	g	3-6	2-3	0-0	0	7	7	5	8	4	2	0	1	25	
11	Bruce Brown	g	6-11	2-4	2-2	3	6	9	1	16	5	0	0	1	37	
02	Chris Lykes	g	4-8	2-6	0-0	0	1	1	3	10	0	1	0	3	19	
04	Lonnie Walker	g	2-8	1-5	1-2	0	2	2	1	6	1	0	0	1	19	
15	Ebuka Izundu	g	0-0	0-0	0-0	2	1	3	3	0	1	1	2	0	13	
21	Sam Waardenburg	g	0-2	0-1	0-0	1	0	1	1	0	0	2	0	0	10	
Team						3	1	4				1				
Totals				35-69	10-25	6-11	10	24	34	20	86	20	8	4	8	200
FG % 1st Half:			16-35	45.7%	2nd half:	19-34	55.9%	Game:	35-69	50.7%	Deadball Rebounds					
3FG % 1st Half:			4-13	30.8%	2nd half:	6-12	50.0%	Game:	10-25	40.0%	2					
FT % 1st Half:			0-2	0.0%	2nd half:	6-9	66.7%	Game:	6-11	54.5%						

Official Basketball Box Score -- Game Totals -- Final Statistics
Miami vs George Washington
12/16/17 12:06 p.m. at Charles E. Smith Center, Washington, DC

Miami 59 • (9-0)

#	Player		Total		3-Ptr	Rebounds			PF	TP	A				TO	Blk	Stl	Min
			FG-FGA	FG-FGA		FT-FTA	Off	Def			Tot							
20	Dewan Huell	f	7-12	0-0	1-2	3	9	12	1	15	0	1	1	0			31	
00	Ja'Quan Newton	g	4-9	0-0	0-0	0	4	4	2	8	3	1	0	1			30	
01	DJ Vasiljevic	g	3-8	2-6	2-2	0	1	1	0	10	0	1	0	0			17	
03	Anthony Lawrence	g	2-5	1-2	0-0	1	8	9	3	5	3	1	1	0			31	
11	Bruce Brown	g	1-6	0-3	1-2	1	2	3	2	3	3	1	0	3			38	
02	Chris Lykes		1-5	1-3	0-0	0	0	0	2	3	1	1	0	0			12	
04	Lonnie Walker		6-14	1-7	0-2	2	3	5	3	13	3	1	1	1			27	
15	Ebuka Izundu		1-2	0-0	0-0	3	0	3	1	2	0	0	1	1			14	
	Team					0	2	2						1				
Totals			25-61	5-21	4-8	10	29	39	14	59	13	8	4	6			200	

FG % 1st Half: 13-32 40.6% 2nd half: 12-29 41.4% Game: 25-61 41.0% Deadball Rebounds 3
3FG % 1st Half: 5-13 38.5% 2nd half: 0-8 0.0% Game: 5-21 23.8%
FT % 1st Half: 1-4 25.0% 2nd half: 3-4 75.0% Game: 4-8 50.0%

George Washington 50 • (5-6)

#	Player		Total		3-Ptr	Rebounds					PF	TP	A	TO	Blk	Stl	Min
			FG-FGA	FG-FGA	FT-FTA	Off	Def	Tot									
10	STEEVES, Patrick	f	3-11	0-0	0-0	3	3	6	2	6	1	2	1	0	0	28	
11	TORO, Arnaldo	f	3-12	0-3	0-0	4	9	13	2	6	0	1	0	0	0	32	
01	NOLAN JR, Terry	g	3-6	2-5	2-2	3	3	6	2	10	2	4	0	4	35		
03	BOLDEN, Jair	g	5-16	2-8	1-2	2	3	5	2	13	3	2	0	2	37		
12	WATANABE, Yuta	g	3-12	0-2	3-6	3	5	8	0	9	2	0	2	0	37		
00	MAZZULLA, Justin		0-1	0-0	0-0	2	1	3	0	0	0	1	0	0	8		
04	WILLIAMS, Justin		0-2	0-0	0-0	0	1	1	0	0	0	0	0	0	6		
35	ZEIGLER, Bo		2-3	0-0	2-2	0	0	0	4	6	0	1	0	0	17		
	Team					0	2	2									
Totals			19-63	4-18	8-12	17	27	44	12	50	8	11	3	6	200		

FG % 1st Half: 5-27 18.5% 2nd half: 14-36 38.9% Game: 19-63 30.2% Deadball Rebounds 2
3FG % 1st Half: 1-6 16.7% 2nd half: 3-12 25.0% Game: 4-18 22.2%
FT % 1st Half: 4-4 100.0% 2nd half: 4-8 50.0% Game: 8-12 66.7%

Officials: Ted Valentine, Raymond Styons, Lamar Simpson
Technical fouls: Miami-None. George Washington-None.
Attendance: 3862

Score by periods	1st	2nd	Total
Miami	32	27	59
George Washington	15	35	50

Last FG - UM 2nd-00:40, GW 2nd-00:33.
Largest lead - UM by 21 1st-02:52, GW None.
UM led for 38:45. GW led for 00:00. Game was tied for 01:15.

Points	In Paint	Off T/O	2nd Chance	Fast Break	Bench
UM	40	8	8	12	18
GW	20	10	13	2	6

Score tied - 1 time.
Lead changed - 0 times.

Official Basketball Box Score -- Game Totals -- Final Statistics
Miami vs Hawai'i
12/22/17 8:00 p.m. at Stan Sheriff Center - Honolulu, HI

Miami 75 • 10-0

#	Player		Total		3-Ptr	Rebounds			PF	TP	A	TO	Blk	Stl	Min
			FG-FGA	FG-FGA	FT-FTA	Off	Def	Tot							
00	Ja'Quan Newton	*	6-11	0-1	4-5	0	2	2	1	16	2	2	0	0	31
01	Dj Vasiljevic	*	2-7	2-3	0-0	1	2	3	1	6	0	0	0	1	27
03	Anthony Lawrence	*	5-7	0-1	1-1	2	2	4	4	11	0	1	1	1	27
11	Bruce Brown	*	1-4	1-2	1-2	0	5	5	4	4	8	2	0	0	32
20	Dewan Huell	*	7-10	0-0	2-2	1	5	6	2	16	0	1	2	1	31
02	Chris Lykes		3-7	1-3	0-0	1	4	5	1	7	0	1	0	1	19
04	Lonnie Walker		3-5	1-3	1-1	0	1	1	1	8	1	2	0	2	22
15	Ebuka Izundu		3-6	0-0	1-2	2	1	3	1	7	0	0	2	0	11
	Team					2	0	2							
	Totals		30-57	5-13	10-13	9	22	31	15	75	11	9	5	6	200

FG % 1st Half: 14-34 41.2% 2nd half: 16-23 69.6% Game: 30-57 52.6% Deadball Rebounds 0,3
3FG % 1st Half: 1-7 14.3% 2nd half: 4-6 66.7% Game: 5-13 38.5%
FT % 1st Half: 4-4 100.0% 2nd half: 6-9 66.7% Game: 10-13 76.9%

Hawai'i 57 • 7-3

#	Player	Total		3-Ptr	Rebounds			PF	TP	A TO Blk			Stl	Min	
		FG-FGA	FG-FGA	FT-FTA	Off	Def	Tot								
00	Green, Leland	*	4-8	2-3	0-0	0	1	1	1	10	1	3	0	0	33
01	Buggs, Drew	*	1-6	1-3	2-3	0	0	0	2	5	4	1	0	2	23
13	Thomas, Mike	*	0-3	0-0	1-2	1	1	2	3	1	0	4	0	0	12
21	Johnson, Gibson	*	3-5	0-1	0-0	1	1	2	4	6	0	0	0	0	23
23	Drammeh, Sheriff	*	6-10	1-5	4-5	0	3	3	0	17	4	2	0	1	36
02	Stepteau, Brocke		2-3	1-1	0-0	0	0	0	4	5	1	2	0	0	17
04	Thomas, Brandon		0-0	0-0	0-0	0	0	0	0	0	0	0	0	0	1
12	Purchase, Jack		3-7	3-7	0-0	0	12	12	2	9	3	1	0	0	30
14	Raimo, Zigmars		0-0	0-0	0-0	0	0	0	0	0	0	0	0	0	1
15	Flaisher, Ido		1-3	0-0	0-0	0	0	0	0	2	0	2	0	0	14
24	Buscher, Zach		0-0	0-0	0-0	0	0	0	0	0	0	0	0	0	1
32	Avea, Samuta		1-5	0-3	0-0	2	1	3	1	2	0	1	0	0	9

FG % 1st Half: 11-24 45.8% 2nd half: 10-26 38.5% Game: 21-50 42.0% Deadball Rebounds 1,1
3FG % 1st Half: 5-13 38.5% 2nd half: 3-10 30.0% Game: 8-23 34.8%
FT % 1st Half: 6-8 75.0% 2nd half: 1-2 50.0% Game: 7-10 70.0%

Officials: Keith Kimble, Chris Beaver, Nate Harris
Technical fouls: Miami-Lonnie Walker. Hawai'i-None.
Attendance: 7669
Hawaiian Airlines Diamond Head Classic 1st Round

Score by periods	1st	2nd	Total
Miami	33	42	75
Hawai'i	33	24	57

Last FG - UM 2nd-00:44, UH 2nd-00:26.
Largest lead - UM by 20 2nd-04:38, UH by 4 1st-10:33.
UM led for 26:32. UH led for 05:13. Game was tied for 07:50.

Points	In Paint	Off T/O	2nd Chance	Fast Break	Bench
UM	44	15	8	8	22
UH	20	12	2	2	18

Score tied - 8 times.
Lead changed - 12 times.

Official Basketball Box Score -- Game Totals -- Final Statistics
New Mexico State vs Miami
12/23/17 5:00 p.m. at Stan Sheriff Center - Honolulu, HI

New Mexico State 63 • 11-2

#	Player		Total			Rebounds			PF	TP	A			Blk	Stl	Min
			FG-FGA	3P-FGA	FT-FTA	Off	Def	Tot								
10	Jones, Jemerrio	*	3-10	0-2	0-0	3	5	8	4	6	2	1	0	0	20	
11	Wilkins, Johnathon	*	3-6	1-1	0-0	2	1	3	3	7	0	1	0	1	17	
12	Harris, AJ	*	5-8	0-1	0-1	0	1	1	2	10	0	0	1	1	31	
13	N'Dir, Sidy	*	4-9	2-5	0-0	3	2	5	2	10	1	2	0	1	31	
23	Lofton, Zach	*	4-15	1-6	6-6	1	8	9	1	15	3	0	0	3	33	
00	Jones, Keyon		1-3	1-3	0-0	0	1	1	0	3	0	1	0	0	17	
01	Buchanan, Shunn		1-2	1-1	0-0	0	0	0	0	3	0	0	0	0	11	
22	Chuha, Eli		3-14	1-6	1-2	1	7	8	4	8	0	2	0	0	30	
35	McCants, Johnny		0-0	0-0	1-4	2	2	4	3	1	1	0	0	0	10	
	Team					2	2	4			1					
Totals			24-67	7-25	8-13	14	29	43	19	63	7	8	1	6	200	

FG % 1st Half: 11-38 28.9% 2nd half: 13-29 44.8% Game: 24-67 35.8% Deadball Rebounds 4
3FG % 1st Half: 2-14 14.3% 2nd half: 5-11 45.5% Game: 7-25 28.0%
FT % 1st Half: 5-8 62.5% 2nd half: 3-5 60.0% Game: 8-13 61.5%

Miami 54 • 10-1

#	Player	*	Total		3-Ptr	Rebounds					PF	TP	A TO Blk			Stl	Min
			FG-FGA	FG-FGA	FT-FTA	Off	Def	Tot									
00	Ja'Quan Newton	*	2-8	0-1	1-1	1	2	3	1	5	0	2	0	0	0	27	
01	Dj Vasiljevic	*	6-11	2-6	1-1	0	5	5	2	15	1	1	0	0	0	33	
03	Anthony Lawrence	*	1-3	0-2	2-2	1	3	4	2	4	1	2	2	0	0	29	
11	Bruce Brown	*	3-10	0-4	7-9	2	5	7	1	13	1	2	0	0	0	32	
20	Dewan Huell	*	4-6	0-0	2-4	3	6	9	3	10	1	0	2	0	0	27	
02	Chris Lykes		0-5	0-4	1-2	0	1	1	2	1	0	2	0	0	0	11	
04	Lonnie Walker		0-5	0-1	2-3	2	2	4	3	2	0	0	0	0	0	18	
14	Rodney Miller		0-0	0-0	0-0	0	1	1	1	0	0	0	1	0	0	3	
15	Ebuka Izundu		2-4	0-0	0-0	0	3	3	2	4	0	2	0	1	1	17	
21	Sam Waardenburg		0-1	0-0	0-0	0	0	0	0	0	0	1	0	0	0	3	
	Team					0	1	1				1					
Totals			18-53	2-18	16-22	9	29	38	17	54	4	14	4	1	200		

FG % 1st Half: 9-29 31.0% 2nd half: 9-24 37.5% Game: 18-53 34.0% Deadball Rebounds 3,1
3FG % 1st Half: 1-10 10.0% 2nd half: 1-8 12.5% Game: 2-18 11.1%
FT % 1st Half: 6-9 66.7% 2nd half: 10-13 76.9% Game: 16-22 72.7%

Officials: Chris Rastatter, Larry Spaulding, Todd Apo
Technical fouls: New Mexico State-None. Miami-None.
Attendance:
Hawaiian Airlines Diamond Head Classic Semifinal

Score by periods	1st	2nd	Total
New Mexico State	29	34	63
Miami	25	29	54

Last FG - NMSU 2nd-00:03, UM 2nd-02:08.
Largest lead - NMSU by 9 2nd-05:57, UM by 7 1st-13:47.
NMSU led for 24:29. UM led for 13:18. Game was tied for 02:13.

Points	In Paint	Off T
--------	----------	-------

Official Basketball Box Score -- Game Totals -- Final Statistics
Miami vs Pitt
12/30/17 4:00 PM at Petersen Events Center (Pittsburgh, Pa.)

Miami 67 • (12-1, 1-0 ACC)

#	Player		Total		3-Ptr	Rebounds			PF	TP	A TO Blk Stl				Min	
			FG-FGA	FG-FGA	FT-FTA	Off	Def	Tot			A	TO	Blk	Stl		
20	Dewan Huell	c	4-7	0-0	0-0	2	5	7	0	8	0	1	1	1	21	
00	Ja'Quan Newton	g	5-7	0-0	1-1	0	3	3	1	11	4	3	0	2	27	
01	Dj Vasiljevic	g	1-7	1-5	0-0	1	1	2	3	3	0	0	0	2	25	
03	Anthony Lawrence	g	5-7	2-2	0-0	1	5	6	2	12	2	4	3	1	28	
11	Bruce Brown	g	5-9	0-2	1-2	2	3	5	2	11	3	2	1	1	33	
02	Chris Lykes		3-5	2-3	2-2	0	1	1	2	10	0	3	0	0	17	
04	Lonnie Walker		2-7	0-2	4-4	0	0	0	1	8	1	1	1	1	29	
14	Rodney Miller		0-2	0-0	0-0	0	0	0	0	0	0	0	0	0	3	
15	Ebuka Izundu		2-4	0-0	0-0	2	3	5	1	4	1	0	2	0	17	
Team						1	1	2				1				
Totals				27-55	5-14	8-9	9	22	31	12	67	11	15	8	8	200

FG % 1st Half: 10-23 43.5% 2nd half: 17-32 53.1% Game: 27-55 49.1%
3FG % 1st Half: 3-6 50.0% 2nd half: 2-8 25.0% Game: 5-14 35.7%
FT % 1st Half: 7-8 87.5% 2nd half: 1-1 100.0% Game: 8-9 88.9%

Deadball
Rebounds
1

Pitt 53 • (8-6, 0-1 ACC)

#	Player	Total		3-Ptr	Rebounds			PF	TP	A TO Blk Stl				Min	
		FG-FA	FG-FGA	FT-FTA	Off	Def	Tot								
00	Jared Wilson-Frame	f	5-13	0-3	3-3	0	2	2	1	13	1	2	0	2	28
21	Terrell Brown	c	2-6	0-0	0-0	2	2	4	1	4	2	2	1	0	24
01	Parker Stewart	g	4-7	2-5	2-2	0	2	2	1	12	0	2	1	1	29
05	Marcus Carr	g	0-4	0-1	0-0	0	3	3	4	0	5	2	0	0	22
13	Khameron Davis	g	2-5	1-2	2-2	0	2	2	0	7	1	0	1	1	36
02	Jonathan Milligan	g	0-0	0-0	1-2	0	2	2	2	1	1	4	0	0	15
15	Kene Chukwuka	g	0-2	0-2	0-0	0	1	1	4	0	0	3	0	1	11
23	Shamiel Stevenson	g	6-9	1-2	3-4	0	4	4	1	16	0	2	0	0	25
24	Samson George	g	0-0	0-0	0-0	0	1	1	0	0	0	0	0	0	1
33	Monty Boykins	g	0-1	0-1	0-0	0	0	0	0	0	0	0	0	0	3
35	Zach Smith	g	0-0	0-0	0-0	0	0	0	0	0	0	0	0	0	1
42	Peace Ilegomah	g	0-0	0-0	0-0	0	0	0	0	0	0	0	0	0	5
Team						2	0	2			2				
Totals			19-47	4-16	11-13	4	19	23	14	53	10	19	3	5	200

FG % 1st Half: 8-26 30.8% 2nd half: 11-21 52.4% Game: 19-47 40.4%
3FG % 1st Half: 1-8 12.5% 2nd half: 3-8 37.5% Game: 4-16 25.0%
FT % 1st Half: 2-3 66.7% 2nd half: 9-10 90.0% Game: 11-13 84.6%

Deadball
Rebounds
4

Officials: Les Jones (R), Bert Smith, Jeffrey Anderson
Technical fouls: Miami-None. Pitt-None.
Attendance: 5307

Score by periods	1st	2nd	Total
Miami	30	37	67
Pitt	19	34	53

Points	In	Off	2nd	Fast	Bench
UM	40	16	6	11	22
UP	28	5	2	7	17

Last FG - UM 2nd-01:04, UP 2nd-01:38.
Largest lead - UM by 21 2nd-06:33, UP by 5 1st-13:55.
UM led for 30:31. UP led for 05:54. Game was tied for 03:33.

Score tied - 4 times.
Lead changed - 3 times.

Official Basketball Box Score -- Game Totals -- Final Statistics
Miami vs Georgia Tech
1/3/18 9 p.m. at McCamish Pavilion, Atlanta, Ga.

Miami 54 • 12-2, 1-1 ACC

#	Player		Total		3-Ptr		Rebounds			PF	TP	A TO Blk Stl				Min
			FG-FGA	FG-FGA	FT-FTA	Off	Def	Tot								
20	Dewan Huell	f	4-7	0-0	5-6	4	4	8	1	13	1	1	2	0	32	
00	Ja'Quan Newton	g	3-7	0-0	0-0	1	0	1	1	6	3	4	0	0	26	
01	Dj Vasiljevic	g	1-4	1-4	0-0	0	1	1	1	3	0	2	0	0	23	
03	Anthony Lawrence	g	4-8	0-1	1-2	3	9	12	3	9	1	1	0	1	32	
11	Bruce Brown	g	4-12	1-3	0-0	2	7	9	3	9	2	4	4	3	37	
02	Chris Lykes		2-10	2-8	2-2	0	0	0	2	8	5	3	0	0	20	
04	Lonnie Walker		3-8	0-3	0-1	0	5	5	2	6	0	2	1	2	23	
14	Rodney Miller		0-0	0-0	0-0	0	0	0	0	0	0	0	0	0	1	
15	Ebuka Izundu		0-0	0-0	0-0	0	1	1	4	0	0	1	0	0	6	
Team						0	2	2	1							
Totals				21-56	4-19	8-11	10	29	39	18	54	12	18	7	7	200

FG % 1st Half: 13-28 46.4% 2nd half: 8-28 28.6% Game: 21-56 37.5%
3FG % 1st Half: 2-8 25.0% 2nd half: 2-11 18.2% Game: 4-19 21.1%
FT % 1st Half: 0-0 0.0% 2nd half: 8-11 72.7% Game: 8-11 72.7%

Deadball
Rebounds
0

Georgia Tech 64 • 7-7, 1-1 ACC

#	Player		Total			3-Ptr			Rebounds			PF	TP	A TO Blk Stl				Min
			FG-FGA	FG-FGA	FT-FTA	Off	Def	Tot	PF	TP	A			TO	Blk	Stl		
34	Gueye, Abdoulaye	f	2-5	0-0	1-2	2	5	7	5	5	1	1	0	1	24			
44	Lammers, Ben	c	3-11	0-1	2-3	0	8	8	2	8	2	0	2	3	39			
04	Alston, Brandon	g	2-5	0-2	1-2	1	0	1	1	5	2	1	0	1	29			
05	Ogokie, Josh	g	10-23	1-5	9-12	3	6	9	0	30	1	1	1	3	39			
10	Alvarado, Jose	g	5-9	0-1	2-2	0	3	3	3	12	0	7	2	2	39			
01	Jackson, Tadrir	g	1-6	0-1	2-2	1	5	6	1	4	2	1	0	3	28			
12	Wright, Moses	g	0-0	0-0	0-0	0	0	0	1	0	0	0	0	0	2			
Team						3	1	4										
Totals			23-59	1-10	17-23	10	28	38	13	64	8	11	5	13	200			

FG % 1st Half: 11-30 36.7% 2nd half: 12-29 41.4% Game: 23-59 39.0%
3FG % 1st Half: 0-4 0.0% 2nd half: 1-6 16.7% Game: 1-10 10.0%
FT % 1st Half: 6-8 75.0% 2nd half: 11-15 73.3% Game: 17-23 73.9%

Deadball
Rebounds
3

Officials: Jamie Luckie, Pat Driscoll, Jerry Heater
Technical fouls: Miami-TEAM. Georgia Tech-None.
Attendance: 5568
Coach's Box Warning: Miami (FL) at 13:06 2nd Half

Score by periods	1st	2nd	Total
Miami	28	26	54
Georgia Tech	28	36	64

Points	In	Off	2nd	Fast	Bench
UM	34	9	17	14	4
GT	28	3	12	12	14

Last FG - UM 2nd-00:35, GT 2nd-00:48.
Largest lead - UM by 8 1st-08:49, GT by 12 2nd-09:18.
UM led for 14:58. GT led for 18:03. Game was tied for 06:59.

Score tied - 6 times.
Lead changed - 5 times.

Official Basketball Box Score -- Game Totals -- Final Statistics
Florida State vs Miami
01/07/18 6:00 pm at Coral Gables, Fla. (Watsco Center)

Florida State 74 • 12-3 (1-2 ACC)

#	Player		Total		3-Ptr		Rebounds			PF	TP	A				Min
			FG-FGA	FG-FGA	FT-FTA	Off	Def	Tot	To			Blk	Stl			
00	Cofer, Phil	f	5-13	1-5	0-0	1	3	4	3	11	0	2	0	1	32	
12	Obiaagu, Ike	c	1-1	0-0	0-2	0	1	1	2	2	0	0	1	0	9	
02	Walker, CJ	g	0-5	0-3	0-0	1	4	5	1	0	2	1	0	1	15	
11	Angola, Braian	g	6-16	1-6	3-3	2	3	5	3	16	4	4	0	5	35	
14	Mann, Terance	g	3-7	1-2	3-4	1	3	4	3	10	1	1	0	0	25	
03	Forrest, Trent		2-7	0-3	8-10	2	3	5	0	12	3	1	0	2	30	
05	Savoy, PJ		1-2	1-2	0-0	0	0	0	0	3	0	0	0	0	2	
21	Koumadje, Christ		2-6	0-0	1-2	6	2	8	4	5	0	2	1	0	13	
23	Walker, MJ		3-8	1-3	0-0	0	0	0	5	7	0	0	0	1	19	
25	Kabengele, Mfondu		2-4	0-0	2-5	8	4	12	1	6	0	4	3	1	18	
40	Allen, Brandon		0-0	0-0	0-0	0	0	0	0	0	0	0	0	0	2	
Team						0	0	0		*2						
Totals			25-69	5-24	17-26	21	23	44	22	74	10	15	5	11	200	

FG % 1st Half: 11-33 33.3% 2nd half: 14-36 38.9% Game: 25-69 36.2%
3FG % 1st Half: 3-13 23.1% 2nd half: 2-11 18.2% Game: 5-24 20.8%
FT % 1st Half: 5-6 83.3% 2nd half: 12-20 60.0% Game: 17-26 65.4%

Deadball
Rebounds
5

Miami 80 • 13-2 (2-1 ACC)

#	Player		Total		3-Ptr		Rebounds			PF	TP	A				Min
			FG-FGA	FG-FGA	FT-FTA	Off	Def	Total	To			Ass	Blk	Stl		
20	Dewan Huell	f	8-12	0-1	4-7	2	6	8	3	20	1	1	2	0	34	
00	Ja'Quan Newton	g	0-1	0-0	0-0	0	0	0	2	0	4	1	0	0	17	
03	Anthony Lawrence	g	0-2	0-0	2-2	0	12	12	4	2	2	5	0	1	32	
04	Lonnie Walker	g	2-5	1-3	0-0	0	0	0	1	5	0	3	0	1	15	
11	Bruce Brown	g	5-8	1-2	12-14	0	4	4	2	23	2	3	0	1	36	
01	DJ Vasiljevic	g	3-10	1-6	1-1	1	2	3	1	8	4	0	0	2	27	
02	Chris Lykes	g	6-10	2-4	4-8	1	0	1	3	18	2	1	0	1	25	
15	Ebuka Izundu	g	2-3	0-0	0-0	0	1	1	4	4	0	1	0	0	14	
Team						1	2	3								
Totals			26-51	5-16	23-32	5	27	32	20	80	15	15	2	6	200	

FG % 1st Half: 17-26 65.4% 2nd half: 9-25 36.0% Game: 26-51 51.0%
3FG % 1st Half: 3-7 42.9% 2nd half: 2-9 22.2% Game: 5-16 31.3%
FT % 1st Half: 8-12 66.7% 2nd half: 15-20 75.0% Game: 23-32 71.9%

Deadball
Rebounds
6

Officials: Mike Eades (R), Tim Nestor, Les Jones
Technical fouls: Florida State-None. Miami-None.
Attendance: 7647
* - points scored by the other team (wrong basket)

Score by periods	1st	2nd	Total
Florida State	32	42	74
Miami	45	35	80

Official Basketball Box Score -- Game Totals -- Final Statistics
Duke vs Miami
01/15/18 7:02 pm at Coral Gables, Fla. (Watsco Center)

Duke 83 • 16-2 (4-2 ACC)

#	Player	Total			3-Ptr		Rebounds		PF	TP	A	TO	Blk	Stl	Min
		FG-FGA	FG-FGA	FT-FTA	Off	Def	Total								
01	Duval,Trevon	* 7-11	2-2	1-4	3	2	5	3	17	8	5	0	1	30	
02	Trent,Gary	* 9-14	6-9	6-8	0	5	5	2	30	1	4	1	0	39	
03	Allen,Grayson	* 2-9	1-6	0-0	0	4	4	1	5	3	4	0	5	38	
34	Carter,Wendell	* 7-11	1-3	0-2	2	12	14	3	15	3	3	4	2	34	
35	Bagley,Marvin	* 5-10	0-0	3-7	1	11	12	1	13	3	1	0	0	37	
14	Goldwire,Jordan	1-1	1-1	0-0	0	0	0	0	3	0	0	0	0	3	
15	O'Connell,Alex	0-0	0-0	0-0	0	1	1	0	0	0	0	0	0	9	
41	White,Jack	0-0	0-0	0-0	0	0	0	0	0	0	0	0	0	1	
50	Robinson,Justin	0-0	0-0	0-0	0	0	0	0	0	0	1	0	0	9	
	Team				1	1	2			1					
Totals		31-56	11-21	10-21	7	36	43	10	83	18	19	5	8	200	

FG % 1st Half: 16-29 55.2% 2nd half: 15-27 55.6% Game: 31-56 55.4%
3FG % 1st Half: 6-12 50.0% 2nd half: 5-9 55.6% Game: 11-21 52.4%
FT % 1st Half: 4-6 66.7% 2nd half: 6-15 40.0% Game: 10-21 47.6%

Miami 75 • 13-4 (2-3 ACC)

#	Player	Total		3-Ptr	Rebounds		PF	TP	A	TO	Blk	Stl	Min	
		FG-FGA	FG-FGA	FT-FTA	Off	Def								
00	Ja'Quan Newton	* 1-4	0-0	1-2	0	1	1	2	3	2	1	0	2	22
03	Anthony Lawrence	* 5-9	3-5	0-0	0	7	7	2	13	1	2	2	5	36
04	Lonnie Walker	* 6-17	5-8	2-2	0	2	2	2	19	2	0	0	4	33
11	Bruce Brown	* 3-12	0-2	1-1	2	5	7	4	7	2	3	0	2	32
20	Dewan Huell	* 8-16	0-1	2-3	7	6	13	3	18	1	3	0	0	32
01	Dj Vasiljevic	0-3	0-3	0-0	0	2	2	1	0	0	0	0	0	6
02	Chris Lykes	5-13	1-6	2-2	0	1	1	1	13	2	1	0	0	27
15	Ebuka Izundu	1-4	0-0	0-0	2	1	3	1	2	0	1	0	0	12
	Team				2	0	2							
Totals		29-78	9-25	8-10	13	25	38	16	75	10	11	2	13	200

FG % 1st Half: 16-38 42.1% 2nd half: 13-40 32.5% Game: 29-78 37.2%
3FG % 1st Half: 4-12 33.3% 2nd half: 5-13 38.5% Game: 9-25 36.0%
FT % 1st Half: 4-5 80.0% 2nd half: 4-5 80.0% Game: 8-10 80.0%

Officials: Michael Stephens, Jeffrey Anderson, Michael Roberts
Technical fouls: Duke-None. Miami-None.
Attendance: 7972

Score by periods	1st	2nd	Total
Duke	42	41	83
Miami	40	35	75

Points	In	Off	2nd	Fast	Bench
DU	38	15	12	6	3
UM	38	20	18	31	15

Last FG - DU 2nd-00:47, UM 2nd-00:15.
Largest lead - DU by 10 2nd-00:38, UM by 13 2nd-11:25.
DU led for 18:21. UM led for 18:19. Game was tied for 03:20.

Score tied - 6 times.
Lead changed - 12 times.

Official Basketball Box Score -- Game Totals -- Final Statistics
Miami vs NC State
01/21/18 12:00 p.m. at Raleigh, N.C. (PNC Arena)

Miami 86 • 14-4, 3-3 ACC

#	Player	Total		3-Ptr	Rebounds			PF	TP	A	TO	Blk	Stl	Min
		FG-FGA	FG-FGA	FT-FTA	Off	Def	Total							
00	Ja'Quan Newton	* 2-6	0-0	1-2	0	0	0	1	5	7	1	0	2	28
02	Chris Lykes	* 3-7	0-2	0-0	0	2	2	1	6	5	2	1	1	22
03	Anthony Lawrence	* 5-8	3-4	2-3	1	2	3	2	15	4	2	0	1	32
11	Bruce Brown	* 7-8	3-3	2-3	0	4	4	2	19	9	3	0	1	32
20	Dewan Huell	* 4-9	0-0	0-0	0	2	2	3	8	0	1	1	1	21
01	DJ Vasiljevic	2-7	2-6	0-0	0	4	4	0	6	0	0	0	0	15
04	Lonnie Walker	4-7	2-4	2-2	1	1	2	2	12	1	0	0	2	30
15	Ebuka Izundu	7-7	0-0	1-2	0	3	3	5	15	0	1	0	0	19
21	Sam Waardenburg	0-0	0-0	0-0	0	0	0	0	0	0	0	0	1	1
Team					3	1	4							
Totals		34-59	10-19	8-12	5	19	24	16	86	26	10	2	9	200

FG % 1st Half: 13-24 54.2% 2nd half: 21-35 60.0% Game: 34-59 57.6%
3FG % 1st Half: 4-8 50.0% 2nd half: 6-11 54.5% Game: 10-19 52.6%
FT % 1st Half: 6-10 60.0% 2nd half: 2-2 100.0% Game: 8-12 66.7%

NC State 81 • 13-7, 3-4 ACC

#	Player	Total			Rebounds				PF	TP	A	TO	Blk	Stl	Min
		FG-FGA	3-Ptr FG-FGA	FT-FTA	Off	Def	Total								
00	ABU,Abdul-Malik	* 0-0	0-0	0-0	0	0	0	3	0	0	0	0	0	0	5
02	DORN,Torin	* 4-9	0-3	5-5	1	3	4	0	13	1	2	0	0	0	31
10	BEVERLY,Braxton	* 4-7	2-4	0-0	2	2	4	0	10	2	2	0	1	1	32
11	JOHNSON,Markell	* 0-4	0-1	0-0	0	3	3	2	0	14	6	1	0	1	31
14	YURTSEVEN,Omer	* 12-16	0-1	4-7	3	3	6	3	28	0	2	2	0	0	33
01	FREEMAN,Lennard	3-3	0-0	0-0	0	3	3	1	6	0	0	0	0	0	15
03	BATTS,Lavar	2-5	0-0	1-1	1	1	2	1	5	2	0	0	2	15	15
12	FREEMAN,Allerik	4-10	3-6	2-3	0	2	2	2	13	3	2	0	1	1	27
15	HUNT,Sam	2-3	2-3	0-0	0	2	2	0	6	0	1	0	0	0	11
Team					2	1	3								
Totals		31-57	7-18	12-16	9	20	29	12	81	22	15	3	4	200	

FG % 1st Half: 14-30 46.7% 2nd half: 17-27 63.0% Game: 31-57 54.4%
3FG % 1st Half: 4-11 36.4% 2nd half: 3-7 42.9% Game: 7-18 38.9%
FT % 1st Half: 0-0 0.0% 2nd half: 12-16 75.0% Game: 12-16 75.0%

Officials: Roger Ayers, Ron Groover, Earl Walton
Technical fouls: Miami-None. NC State-None.
Attendance: 17265
Fouled out: Miami: #15 Izundu, E. at 1:42 in 2nd half

Score by periods	1st	2nd	Total
Miami	36	50	86
NC State	32	49	81

Points	In	Off	2nd	Fast	Bench
UM	42	18	12	9	30
ST	32	10	13	9	30

Last FG - UM 2nd-00:22, ST 2nd-00:51.
Largest lead - UM by 12 2nd-06:11, ST by 2 1st-19:46.
UM led for 37:25. ST led for 00:29. Game was tied for 02:06.

Score tied - 2 times.
Lead changed - 1 time.

Official Basketball Box Score -- Game Totals -- Final Statistics
Louisville vs Miami
01/24/18 8:02 pm at Coral Gables, Fla. (Watsco Center)

Louisville 75 • 15-5 (5-2 ACC)

#	Player	Total			3-Ptr		Rebounds			PF	TP	A	TO	Blk	Stl	Min
		FG-FGA	FG-FGA	FT-FTA	Off	Def	TP									
00	V.J. King	* 2-5	0-1	0-0	0	2	2	2	4	0	1	0	0	13		
04	Quentin Snider	* 6-15	2-7	4-4	0	3	3	2	18	3	2	0	1	43		
05	Malik Williams	* 3-5	1-3	0-0	3	0	3	3	7	0	0	0	2	12		
13	Ray Spalding	* 4-7	0-0	1-5	5	8	13	3	9	1	2	5	2	34		
22	Deng Adel	* 4-16	1-5	4-7	1	4	5	4	13	0	0	1	1	41		
02	Darius Perry	0-0	0-0	0-0	0	1	1	1	0	0	1	0	0	1		
14	Anas Mahmoud	6-8	0-0	3-4	1	4	5	2	15	2	2	4	1	35		
24	Dwayne Sutton	1-3	0-1	0-0	1	2	3	3	2	0	0	0	0	12		
30	Ryan McMahon	1-6	1-5	2-3	0	0	0	1	5	2	3	0	2	27		
33	Jordan Nwora	0-0	0-0	2-2	0	0	0	1	2	0	0	0	0	7		
	Team				1	2	3									
Totals		27-65	5-22	16-25	12	26	38	22	75	8	11	10	9	225		

FG % 1st Half: 14-29 48.3% 2nd half: 13-31 41.9% OT: 0-5 0.0% Game: 27-65 41.5%
3FG % 1st Half: 4-12 33.3% 2nd half: 1-9 11.1% OT: 0-1 0.0% Game: 5-22 22.7%
FT % 1st Half: 6-9 66.7% 2nd half: 4-8 50.0% OT: 6-8 75.0% Game: 16-25 64.0%

Miami 78 • 15-4 (4-3 ACC)

#	Player	Total			3-Ptr		Rebounds			PF	TP	A	TO	Blk	Stl	Min
		FG-FGA	FG-FGA	FT-FTA	Off	Def	Tot									
00	Ja'Quan Newton	* 2-10	0-1	8-10	3	4	7	4	12	2	1	0	1	29		
03	Anthony Lawrence	* 1-7	0-1	0-0	2	4	6	4	2	1	2	2	1	34		
04	Lonnie Walker	* 9-18	4-9	3-3	0	4	4	3	25	3	1	1	2	40		
11	Bruce Brown	* 2-10	0-4	4-8	4	7	11	3	8	2	3	3	3	38		
20	Dewan Huell	* 7-10	0-0	4-5	5	7	12	1	18	0	4	0	0	35		
01	DJ Vasiljevic	0-1	0-0	0-0	0	0	0	1	0	0	0	0	0	6		
02	Chris Lykes	2-6	2-6	3-5	0	0	0	1	9	4	0	0	1	20		
15	Ebuka Izundu	1-2	0-0	0-0	0	1	1	2	2	0	1	0	0	10		
21	Sam Waardenburg	0-1	0-1	0-0	3	4	7	0	0	1	1	1	0	13		
Team					1	0	1	*2			1					
Totals		24-65	6-22	22-31	18	31	49	19	78	13	14	7	8	225		

FG % 1st Half: 12-29 41.4% 2nd half: 10-26 38.5% OT: 2-10 20.0% Game: 24-65 36.9%
3FG % 1st Half: 3-11 27.3% 2nd half: 3-8 37.5% OT: 0-3 0.0% Game: 6-22 27.3%
FT % 1st Half: 8-10 80.0% 2nd half: 9-11 81.8% OT: 5-10 50.0% Game: 22-31 71.0%

Officials: Mike Eades, Tim Nestor, Jeff Clark
Technical fouls: Louisville-None. Miami-None.
Attendance: 7190
* - points scored by the other team (wrong basket)

Score by periods	1st	2nd	OT	Total
Louisville	38	31	6	75
UL	38	31	6	75
Miami	37	32	9	78

	In	Off	2nd	Fast	
Points	Paint	T/O	Chance	Break	Bench
UL	38	16	13	4	24
UM	34	8	18	6	11

Official Basketball Box Score -- Game Totals -- Final Statistics
Pitt vs Miami
01/31/18 7:05 pm at Coral Gables, Fla. (Watsco Center)

Pitt 57 • 8-15 (0-10 ACC)

#	Player	Total		3-Ptr		Rebounds			PF	TP	A	TO	Blk	Stl	Min
		FG-FGA	FG-FGA	FT-FTA	Off	Def	Tot								
00	Jared Wilson-Frame	* 6-13	5-11	0-0	0	2	2	4	17	2	2	0	0	0	28
01	Parker Stewart	* 3-12	3-11	2-2	2	2	4	1	11	2	2	0	0	0	32
02	Marcus Carr	* 6-12	2-5	0-0	0	1	1	4	14	7	2	0	0	0	36
13	Khameron Davis	* 0-1	0-1	0-0	0	7	7	1	0	1	1	0	0	0	20
15	Kene Chukwuka	* 0-1	0-1	0-0	1	1	2	2	0	2	0	0	0	0	19
02	Jonathan Milligan	0-2	0-1	0-0	0	0	0	1	0	0	1	0	0	0	11
21	Terrell Brown	3-4	0-0	1-1	0	1	1	5	7	1	2	2	0	0	16
23	Shamuel Stevenson	4-8	0-0	0-0	1	3	4	1	8	1	0	1	0	0	30
33	Monty Boykins	0-0	0-0	0-0	0	0	0	0	0	0	0	0	0	0	3
42	Peace Ilegomah	0-0	0-0	0-0	0	2	2	0	0	0	0	0	0	1	5
Team					0	1	1								
Totals		22-53	10-30	3-3	4	20	24	19	57	16	11	2	3	200	

FG % 1st Half: 10-23 43.5% 2nd half: 12-30 40.0% Game: 22-53 41.5% Deadball Rebounds 1
3FG % 1st Half: 5-12 41.7% 2nd half: 5-18 27.8% Game: 10-30 33.3%
FT % 1st Half: 0-0 0.0% 2nd half: 3-3 100.0% Game: 3-3 100.0%

Miami 69 • 16-5 (5-4 ACC)

#	Player	Total		3-Ptr		Rebounds			PF	TP	A	TO	Blk	Stl	Min
		FG-FGA	FG-FGA	FT-FTA	Off	Def	Tot								
01	DJ Vasiljevic	* 3-7	2-5	0-1	2	1	3	1	8	0	0	0	0	1	26
02	Chris Lykes	* 3-10	2-6	5-8	0	3	3	2	13	5	2	0	0	0	33
03	Anthony Lawrence	* 5-11	0-1	0-0	2	8	10	2	10	3	0	0	0	2	32
04	Lonnie Walker	* 4-10	2-8	6-6	0	5	5	1	16	3	2	0	0	0	37
20	Dewan Huell	* 4-7	0-0	3-4	3	3	6	0	11	1	1	0	0	0	30
00	Ja'Quan Newton	1-4	0-1	1-2	0	2	2	3	3	2	1	0	0	0	15
15	Ebuka Izundu	2-3	0-0	0-0	2	2	4	1	4	0	0	1	0	0	12
21	Sam Waardenburg	1-3	0-1	2-2	3	1	4	1	4	1	2	0	0	0	15
Team					1	1	2								
Totals		23-55	6-22	17-23	13	26	39	11	69	15	8	1	3	200	

FG % 1st Half: 13-31 41.9% 2nd half: 10-24 41.7% Game: 23-55 41.8% Deadball Rebounds 5
3FG % 1st Half: 4-12 33.3% 2nd half: 2-10 20.0% Game: 6-22 27.3%
FT % 1st Half: 4-7 57.1% 2nd half: 13-16 81.3% Game: 17-23 73.9%

Officials: Jamie Luckie, Brent Hampton, Doug Simmons
Technical fouls: Pitt-None. Miami-Ja'Quan Newton.
Attendance: 7169

Score by periods	1st	2nd	Total
Pitt	25	32	57
Miami	34	35	69

	In Paint	Off T/O	2nd Chance	Fast Break	Bench
Pitt	24	13	3	0	15
UM	32	16	6	10	11

Last FG - UP 2nd-01:04, UM 2nd-01:15.
Largest lead - UP by 1 2nd-10:43, UM by 15 1st-05:35.
UP led for 00:44, UM led for 37:33. Game was tied for 01:43.
Score tied - 2 times.
Lead changed - 2 times.

Official Basketball Box Score -- Game Totals -- Final Statistics
Miami vs Virginia Tech
02/03/18 2:00 PM at Cassell Coliseum, Blacksburg, Va.

Miami 84 • 17-5, 6-4

#	Player	Total		3-Ptr		Rebounds			PF	TP	A	TO	Blk	Stl	Min
		FG-FGA	FG-FGA	FT-FTA	Off	Def	Tot								
01	DJ Vasiljevic	* 5-9	2-6	2-2	0	1	1	1	14	0	1	0	0	0	31
02	Chris Lykes	* 2-4	1-3	1-2	0	2	2	2	6	0	4	0	0	0	21
03	Anthony Lawrence	* 9-10	3-3	4-5	4	9	13	4	25	2	1	3	1	36	
04	Lonnie Walker	* 5-15	3-8	1-2	1	2	3	3	14	3	1	2	2	34	
20	Dewan Huell	* 0-5	0-0	3-4	0	4	4	1	3	0	1	0	0	0	20
00	Ja'Quan Newton	4-7	0-0	4-7	3	3	6	0	12	4	3	0	0	0	24
14	Rodney Miller	1-2	0-0	0-0	2	1	3	1	2	0	1	1	0	0	4
15	Ebuka Izundu	2-4	0-0	1-1	1	1	2	1	5	0	0	0	0	1	9
21	Sam Waardenburg	1-1	1-1	0-0	0	5	5	3	3	0	1	1	0	0	21
Team					1	1	2								
Totals		29-57	10-21	16-23	12	29	41	16	84	9	13	7	4	200	

FG % 1st Half: 17-29 58.6% 2nd half: 12-28 42.9% Game: 29-57 50.9% Deadball Rebounds 1
3FG % 1st Half: 6-9 66.7% 2nd half: 4-12 33.3% Game: 10-21 47.6%
FT % 1st Half: 4-5 80.0% 2nd half: 12-18 66.7% Game: 16-23 69.6%

Virginia Tech 75 • 16-7, 5-5

#	Player	Total		3-Ptr		Rebounds			PF	TP	A	TO	Blk	Stl	Min
		FG-FGA	FG-FGA	FT-FTA	Off	Def	Tot								
04	N. Alexander-Walker	* 5-10	3-5	2-2	0	1	1	3	15	1	3	1	1	32	
05	Justin Robinson	* 8-13	2-3	4-4	0	1	1	3	22	2	2	0	1	33	
10	Justin Bibbs	* 7-14	2-7	0-1	0	5	5	3	16	4	1	2	1	37	
13	Ahmed Hill	* 0-6	0-3	0-0	0	3	3	0	4	1	0	0	0	26	
24	Kerry Blackshear Jr.	* 1-4	0-1	0-1	0	1	1	0	2	0	0	0	0	15	
03	Wabissa Bede	2-3	1-2	0-0	0	0	0	0	5	0	0	0	0	7	
11	Devin Wilson	0-1	0-0	0-0	0	0	0	0	2	0	0	0	0	10	
14	P.J. Horne	3-5	0-1	2-7	2	5	7	1	8	0	0	0	1	23	
15	Chris Clarke	3-4	0-0	1-2	3	4	7	2	7	2	2	0	0	17	
Team					2	1	3								
Totals		29-60	8-22	9-17	7	21	28	17	75	13	9	3	4	200	

FG % 1st Half: 13-29 44.8% 2nd half: 16-31 51.6% Game: 29-60 48.3% Deadball Rebounds 3,1
3FG % 1st Half: 3-10 30.0% 2nd half: 5-12 41.7% Game: 8-22 36.4%
FT % 1st Half: 3-6 50.0% 2nd half: 6-11 54.5% Game: 9-17 52.9%

Officials: Mike Eades, Pat Driscoll, Ed Corbett
Technical fouls: Miami-None. Virginia Tech-None.
Attendance: 9275

Score by periods	1st	2nd	Total
Miami	44	40	84
Virginia Tech	32	43	75

	In Paint	Off T/O	2nd Chance	Fast Break	Bench
Miami	30	13	16	5	22
VT	38	21	11	11	20

Last FG - UM 2nd-00:52, VT 2nd-00:12.
Largest lead - UM by 16 1st-02:09, VT by 5 1st-18:19.
UM led for 37:06, VT led for 01:51. Game was tied for 01:03.
Score tied - 2 times.
Lead changed - 1 time.

Official Basketball Box Score -- Game Totals -- Final Statistics
Wake Forest vs Miami
02/07/18 7:01 pm at Coral Gables, Fla. (Watsco Center)

Wake Forest 81 • 9-15 (2-10 ACC)

#	Player	Total		3-Ptr		Rebounds			PF	TP	A	TO	Blk	Stl	Min
		FG-FGA	FG-FGA	FT-FTA	Off	Def	Tot								
00	CHILDRESS,BRANDON	* 3-7	1-3	2-2	0	4	4	4	9	4	2	0	2	31	
04	MOORE,DORAL	* 5-6	0-0	0-0	4	6	10	5	10	0	0	1	0	0	20
13	CRAWFORD,BRYANT	* 7-17	5-8	4-8	0	3	3	2	23	7	5	0	2	33	
20	THOMPSON,TERRENCE	* 2-3	1-1	0-0	1	1	2	2	5	0	0	0	0	11	
23	BROWN,CHAUNDEE	* 8-14	2-4	2-3	2	1	3	1	20	1	2	1	0	31	
01	WOODS,KEYSHAWN	4-11	0-4	2-2	0	3	3	2	10	4	1	0	1	28	
02	MITCHELL,DONOVAN	0-0	0-0	0-0	1	2	3	4	0	0	0	0	1	11	
11	EGGLESTON,MELO	0-0	0-0	0-0	0	0	0	1	0	0	0	0	0	0	
30	SARR,OLIVIER	2-7	0-2	0-0	1	0	1	2	4	0	1	0	0	0	17
44	OKKEKE,SUNDAY	0-0	0-0	0-0	1	2	3	3	0	2	1	0	0	0	18
Team					1	2	3								
Totals		31-65	9-22	10-15	11	24	35	26	81	18	13	2	6	200	

FG % 1st Half: 14-32 43.8% 2nd half: 17-33 51.5% Game: 31-65 47.7% Deadball Rebounds 3
3FG % 1st Half: 3-9 33.3% 2nd half: 6-13 46.2% Game: 9-22 40.9%
FT % 1st Half: 0-0 0.0% 2nd half: 10-15 66.7% Game: 10-15 66.7%

Miami 87 • 18-5 (7-4 ACC)

#	Player	Total		3-Ptr		Rebounds			PF	TP	A	TO	Blk	Stl	Min
		FG-FGA	FG-FGA	FT-FTA	Off	Def	Tot								
01	DJ Vasiljevic	* 3-7	2-5	1-1	2	3	5	3	9	1	1	0	0	0	19
02	Chris Lykes	* 3-8	1-3	6-7	0	2	2	2	13	5	2	0	1	31	
03	Anthony Lawrence	* 1-4	0-2	2-4	0	4	4	2	4	2	2	0	3	30	
04	Lonnie Walker	* 5-11	3-7	6-7	1	2	3	2	19	4	2	3	0	36	
20	Dewan Huell	* 4-7	0-0	2-4	3	7	10	2	10	0	2	2	1	25	
00	Ja'Quan Newton	6-12	0-1	4-6	2	1	3	3	16	1	0	0	0	28	
14	Rodney Miller	0-0	0-0	1-2	0	0	0	0	1	0	0	0	0	3	
15	Ebuka Izundu	1-1	0-0	1-2	0	2	2	1	3	0	0	0	1	11	
21	Sam Waardenburg	3-5	3-4	3-4	0	3	3	0	12	1	0	0	1	17	
Team					0	1	1								
Totals		26-55	9-22	26-37	8	25	33	15	87	14	9	5	7	200	

FG % 1st Half: 13-30 43.3% 2nd half: 13-25 52.0% Game: 26-55 47.3% Deadball Rebounds 8
3FG % 1st Half: 3-10 30.0% 2nd



Official Basketball Box Score -- Game Totals -- Final Statistics
Virginia vs Miami
02/13/18 9:08 pm at Coral Gables, Fla. (Watsco Center)

Virginia 59 • 24-2 (13-1 ACC)

#	Player	Total		3-Ptr	FT-FTA	Rebounds			PF	TP	A	TO	Blk	Stl	Min
		FG-FGA	FG-FGA			Off	Def	Tot							
00	Devon Hall	* 2-5	1-3	0-0	0 3 3	2	5	1 1 1	2	5	1	1	1	2	31
05	Kyle Guy	* 5-9	2-5	1-1	0 1 1	2	13	3 3 0	1	13	3	3	0	1	35
11	Ty Jerome	* 1-4	0-2	4-6	0 2 2	2	6	7 2 0	0	6	7	2	0	0	35
21	Isaiah Wilkins	* 3-8	0-0	0-0	2 3 5	2	6	3 0 0	1	6	3	0	0	1	32
33	Jack Salt	* 1-1	0-0	0-0	1 6 7	1	2	1 1 0	0	2	1	1	0	0	20
12	De'Andre Hunter	8-16	3-6	3-3	1 2 3	2	22	0 2 1	1	22	0	2	1	1	30
23	Nigel Johnson	1-3	0-1	1-2	0 2 2	0	3	0 0 0	0	3	0	0	0	0	10
25	Mamadi Diakite	1-2	0-0	0-0	1 1 2	4	2	0 1 0	0	2	0	1	0	0	7
Team					3 4 7			1							
Totals		22-48	6-17	9-12	8 24 32	15	59	15 11 2	5	200					
FG % 1st Half: 10-22 45.5% 2nd half: 12-26 46.2% Game: 22-48 45.8%															
3FG % 1st Half: 4-9 44.4% 2nd half: 2-8 25.0% Game: 6-17 35.3%															
FT % 1st Half: 3-6 50.0% 2nd half: 6-6 100.0 Game: 9-12 75.0%															
Deadball Rebound 3															

Miami 50 • 18-7 (7-6 ACC)

#	Player	Total		3-Ptr	Rebounds			PF	TP	A	TO	Blk	Stl	Min
		FG-FGA	FG-FGA		FT-FTA	Off	Def							
01	VASILJEVIC,DJ	* 2-8	1-5	0-0	0	0	0	2	5	0	1	0	0	27
02	LYKES,CHRIS	* 6-12	3-7	4-5	0	1	1	4	19	1	2	0	0	27
03	LAWRENCE,ANTHONY	* 0-7	0-3	2-2	1	6	7	1	2	2	0	1	2	32
04	WALKER,LONNIE	* 2-8	0-4	2-2	0	0	0	0	6	2	3	0	0	31
20	HUELL,DEWAN	* 0-1	0-0	0-0	0	3	3	1	0	0	1	1	0	16
00	NEWTON,JA'QUAN	2-2	0-0	0-2	0	4	4	1	4	1	1	0	1	22
15	IZUNDU,EBUKA	4-6	0-0	0-0	3	2	5	3	8	0	1	1	1	24
21	WAARDENBURG,SAM	2-3	2-2	0-0	0	0	0	1	6	0	1	0	1	21
Team					2	2	4							
Totals		18-47	6-21	8-11	6	18	24	13	50	6	11	3	5	200
FG % 1st Half: 6-28 21.4% 2nd half: 12-19 63.2% Game: 18-47 38.3%														
3FG % 1st Half: 2-12 16.7% 2nd half: 4-9 44.4% Game: 6-21 28.6%														
FT % 1st Half: 2-3 66.7% 2nd half: 6-8 75.0% Game: 8-11 72.7%														
Deadball Rebound 2														

Officials: Les Jones, Jamie Luckie, John Gaffney
Technical fouls: Virginia-None. Miami-None.
Attendance: 7333

Score by periods	1st	2nd	Total
Virginia	27	32	59
Miami	16	34	50

Points	In Paint	Off T/O	2nd Chance	Fast Break	Bench
VA	24	12	8	0	27
UM	20	12	6	4	18

Last FG - VA 2nd-01:46, UM 2nd-00:22.
Largest lead - VA by 15 2nd-03:02, UM None.
VA led for 38:10, UM led for 00:00, Game was tied for 01:50.

Score tied - 0 times.
Lead changed - 0 times.



11 BRUCE BROWN JR.

So. • 6-5 • 205 • Guard
Boston, Mass.
Vermont Academy

PRESEASON HONORS

- Preseason All-ACC Second Team
- Preseason ESPN Third-Team All-American
- Wooden Award Preseason Top 50
- Citizen Naimsmith Trophy Watch List
- Julius Erving Small Forward of Year Award Watch List
- Lute Olson National Player of Year Award Watch List
- Oscar Robertson Trophy Watch List

2017-18 HIGHLIGHTS

- Currently out with left-foot injury, which was diagnosed on Jan. 29; has missed last four games, had surgery Feb. 1 and will be out approximately six weeks
- Ranks 13th in ACC in rebounds at 7.1 per game (third among guards)
- Leads team in assists with 76
- Recorded second career triple-double in season opener vs. Gardner-Webb (10 points, 11 rebounds, 10 assists)
- Triple-double was third in program history and 31st in ACC history (sixth player in league history with two career triple-doubles)

- Had 14 points, seven rebounds, four assists, three steals in win over North Florida (11/25)
- Posted 16 points, nine rebounds, five assists and no turnovers in win at No. 12 Minnesota (11/29)
- Scored 14 of his 17 points in the first half in win against Princeton (12/2)
- Missed Boston U. game with left hand injury; returned for GW game
- Averaged 12.3 points, 6.0 rebounds and 4.0 assists in Diamond Head Classic; scored season-high 20 points against Middle Tennessee
- Had 11 points and five boards in ACC opener at Pitt (12/30)
- Recorded nine points, nine rebounds, career-high four blocks and three steals at Georgia Tech (1/3)
- Tallied 23 points, including career-best 12-of-14 effort at free-throw line, in win over Florida State (1/7)
- Scored 19 points and dished out nine assists in win at NC State (1/21)

2017-18 GAME-BY-GAME

	GS	Min	FG	Pct	3FG	Pct	FT	Pct	O-D-T	Avg	PF	FO	A	TO	Blk	Stl	Pts	Avg
Gard-Webb	*	31	5-9	.556	0-2	.000	0-3	.000	1-10-11	11.0	2	0	10	1	0	1	10	10.0
Navy	*	31	1-10	.100	0-3	.000	1-2	.500	1-5-6	8.5	1	0	6	3	1	0	3	6.5
Florida A&M	*	32	6-10	.600	2-4	.500	1-4	.250	1-7-8	8.3	2	0	4	2	0	2	15	9.3
vs. La Salle	*	33	2-9	.222	1-2	.500	2-4	.500	0-11-11	9.0	2	0	3	3	1	0	7	8.8
N. Florida	*	32	7-14	.500	0-2	.000	0-0	.000	1-6-7	8.6	2	0	4	1	0	3	14	9.8
at Minnesota	*	37	6-11	.545	2-4	.500	2-2	1.000	3-6-9	8.7	1	0	5	0	0	1	16	10.8
vs. Princeton	*	30	6-8	.750	4-5	.800	1-1	1.000	2-6-8	8.6	1	0	3	2	1	0	17	11.7
Boston U.																		
DNP (left hand)																		
at GW	*	38	1-6	.167	0-3	.000	1-2	.500	1-2-3	7.9	2	0	3	1	0	3	3	10.6
at Hawai'i	*	32	1-4	.250	1-2	.500	1-2	.500	0-5-5	7.6	4	0	8	2	0	0	4	9.9
vs NMSU	*	32	3-10	.300	0-4	.000	7-9	.778	2-5-7	7.5	1	0	1	2	0	0	13	10.2
vs MTSU	*	39	8-16	.500	0-5	.000	4-7	.571	0-6-6	7.4	2	0	3	4	1	2	20	11.1
at Pitt	*	33	5-9	.556	0-2	.000	1-2	.500	2-3-5	7.2	2	0	3	2	1	1	11	11.1
at Ga. Tech	*	37	4-12	.333	1-3	.333	0-0	.000	2-7-9	7.3	3	0	2	4	4	3	9	10.9
FSU	*	36	5-8	.625	1-2	.500	12-14	.857	0-4-4	7.1	2	0	2	3	0	1	23	11.8
at Clemson	*	33	1-8	.125	0-3	.000	2-4	.500	3-4-7	7.1	5	1	1	2	2	2	4	11.3
Duke	*	32	3-12	.250	0-2	.000	1-1	1.000	2-5-7	7.1	4	0	2	3	0	2	7	11.0
at NC State	*	32	7-8	.875	3-3	1.000	2-3	.667	0-4-4	6.9	2	0	9	3	0	1	19	11.5
Louisville	*	38	2-10	.200	0-4	.000	4-8	.500	4-7-11	7.1	3	0	2	3	3	3	8	11.3
at FSU	*	32	5-14	.357	1-5	.200	2-2	1.000	0-7-7	7.1	2	0	5	2	1	0	13	11.4
Pittsburgh																		
DNP (left foot)																		
at Va. Tech																		
DNP (left foot)																		
Wake Forest																		
DNP (left foot)																		
at BC																		
DNP (left foot)																		
Virginia																		
DNP (left foot)																		
Syracuse																		
at ND																		
BC																		
at UNC																		
Va. Tech																		

SEASON/CAREER HIGHS

Points

Season: 23 Florida State, 1/7/18
 Career: 30 North Carolina, 1/28/17
 ACC: 30 North Carolina, 1/28/17

Rebounds

Season: 11 2x, last vs. La Salle, 11/22/17
 Career: 12 George Washington, 12/22/16
 ACC: 9 Notre Dame, 1/12/17

Assists

Season: 10 Gardner-Webb, 11/10/17
 Career: 10 2x, last vs. Gard.-Webb, 11/10/17
 ACC: 9 at NC State, 1/18/18

Steals

Season: 3 3x, last at Ga. Tech, 1/3/18
 Career: 3 8x, last at Ga. Tech, 1/3/18
 ACC: 3 NC State, 12/31/16

Blocked Shots

Season: 4 at Georgia Tech, 1/3/18
 Career: 4 at Georgia Tech, 1/3/18
 ACC: 4 at Georgia Tech, 1/3/18

Field Goals

Season: 8 Middle Tennessee, 12/25/17
 Career: 11 Duke, 2/25/17
 ACC: 11 Duke, 2/25/17

Field-Goal Attempts

Season: 16 Middle Tennessee, 12/25/17
 Career: 18 Duke, 2/25/17
 ACC: 18 Duke, 2/25/17

Free Throws

Season: 12 Florida State, 1/7/18
 Career: 12 Florida State, 1/7/18
 ACC: 12 Florida State, 1/7/18

Free-Throw Attempts

Season: 14 Florida State, 1/7/18
 Career: 14 Florida State, 1/7/18
 ACC: 14 Florida State, 1/7/18

3-Point Field Goals

Season: 4 Princeton, 12/2/17
 Career: 4 North Carolina, 1/28/17
 ACC: 4 North Carolina, 1/28/17

3-Point Field-Goal Attempts

Season: 5 2x, last vs. MTSU, 12/25/17
 Career: 6 North Carolina, 1/28/17
 ACC: 6 North Carolina, 1/28/17

Minutes

Season: 39 Middle Tennessee, 12/25/17
 Career: 44 at Virginia, 2/20/17
 ACC: 44 at Virginia, 2/20/17

CAREER TRIPLE-DOUBLES

10p, 11r, 10a vs. Gardner-Webb, 11/10/17
 11p, 11r, 10a vs. South Carolina State, 12/6/16

CAREER DOUBLE-DOUBLES


10p, 11r, 10a vs. Gardner-Webb, 11/10/17
 14p, 12r vs. George Washington, 12/22/16
 11p, 11r, 10a vs. South Carolina State, 12/6/16

2016-17

Opponent	P	R	A
WCU	7	8	5
at N. Florida	7	6	2
Penn	15	5	1
vs Stanford	10	6	2
vs Iowa State	2	7	2
vs Florida	15	4	1
Rutgers	11	9	2
vs Wofford	12	5	1
SC State	11	11	10
FAU	14	8	6
GW	14	12	2
Columbia	8	6	5
NC State	17	8	4
at Syracuse	9	7	2
Notre Dame	7	9	1
at Pittsburgh	17	6	3
at Wake Forest	9	3	1
at Duke	15	5	6
Boston Coll.	12	6	4
North Carolina	30	4	5
Florida State	17	5	1
at NC State	7	2	6
Virginia Tech	2	5	4
at Louisville	12	7	4
Georgia Tech	8	3	5
Clemson	9	5	5
at Virginia	14	3	0
Duke	25	4	4
at Va Tech	8	3	5
vs Florida St.	10	0	1
vs Syracuse	5	5	1
vs UNC	21	7	1
vs Michigan St.	11	2	4

CAREER STATISTICS

Season	GP	GS	Min.	Avg.	FG	FGA	Pct.	3-Point FG	3-Point FGA	3-Point Pct.	Free Throws FT	Free Throws FTA	Free Throws Pct.	Rebounds Off.	Rebounds Def.	Rebounds Tot.	Avg.	PF	FO	Ast.	TO	Blk	Stl	Scoring Pts.	Avg.
2016-17	33	29	1053	31.9	134	292	.459	33	95	.347	90	121	.744	48	138	186	5.6	83	2	106	67	18	49	391	11.8
2017-18	19	19	640	33.7	78	188	.415	16	60	.267	44	70	.629	25	110	135	7.1	43	1	76	43	15	25	216	11.4
TOTAL	52	48	1693	32.6	212	480	.442	49	155	.316	134	191	.702	73	248	321	6.2	126	3	182	110	33	74	607	11.7



20 DEWAN HUELL

So. • 6-11 • 236 • Forward
Miami, Fla.
Miami Norland HS

2017-18 HIGHLIGHTS

- Ranks 17th in ACC in rebounding (6.8)
- In ACC games only, he ranks 12th in rebounding (7.3)
- Scored in double figures in 17 games, including three 20-plus point efforts
- Owns five career double-doubles (tied for 12th among active ACC players) – all this season
- Tied for team lead with 14 points in season opener
- Recorded first career double-double against Navy (11/12) with 14 points and 10 rebounds
- Recorded 16 points (8-10 FG) in win vs. La Salle (11/22)
- Had huge game at No. 12 Minnesota, with career-high 23 points (15 in second half) (11/29)
- Recorded second double-double with 15 points, 12 rebounds at GW (12/16)
- Named to Diamond Head Classic All-Tournament Team; averaged 15.7 points, 6.0 rebounds and 1.7 blocks in tournament
- Scored 21 points against Middle Tennessee, hitting 7-of-8 from field and 7-of-8 from free-throw line (12/25)
- Recorded team-high 13 points as well as seven rebounds at Georgia Tech (1/3)
- Scored 20 points with eight boards against Florida State (1/7)
- Picked up third career double-double with 18 points, career-high 13 rebounds vs. Duke (1/15)
- Had double-double in OT win over Louisville: 18 points, 12 rebounds (1/24)

2017-18 GAME-BY-GAME

	GS	Min	FG	Pct	3FG	Pct	FT	Pct	O-D-T	Avg	PF	FO	A	TO	Blk	Stl	Pts	Avg
Gard-Webb	*	18	6-9	.667	0-0	.000	2-3	.667	2-6-8	8.0	1	0	2	3	2	1	14	14.0
Navy	*	22	6-8	.750	0-0	.000	2-3	.667	3-7-10	9.0	2	0	1	1	1	1	14	14.0
Florida A&M	*	24	4-6	.667	0-0	.000	2-2	1.000	1-4-5	7.7	1	0	0	1	1	2	10	12.7
vs. La Salle	*	26	8-10	.800	0-1	.000	0-0	.000	2-5-7	7.5	3	0	0	1	1	0	16	13.5
N. Florida	*	23	4-6	.667	0-0	.000	5-7	.714	1-5-6	7.2	2	0	0	3	0	0	13	13.4
at Minnesota	*	27	10-16	.625	0-0	.000	3-5	.600	1-1-2	6.3	3	0	0	0	1	0	23	15.0
vs. Princeton	*	15	3-7	.429	0-0	.000	3-4	.750	1-0-1	5.6	3	0	0	2	0	1	9	14.1
Boston U.	*	20	2-4	.500	0-0	.000	2-4	.500	2-4-6	5.6	1	0	1	0	3	0	6	13.1
at GW	*	31	7-12	.583	0-0	.000	1-2	.500	3-9-12	6.3	1	0	0	1	1	0	15	13.3
at Hawai'i	*	31	7-10	.700	0-0	.000	2-2	1.000	1-5-6	6.3	2	0	0	1	2	1	16	13.6
vs NMSU	*	27	4-6	.667	0-0	.000	2-4	.500	3-6-9	6.5	3	0	1	0	2	0	10	13.3
vs MTSU	*	32	7-8	.875	0-0	.000	7-8	.875	0-3-3	6.3	2	0	0	0	1	0	21	13.9
at Pitt	*	21	4-7	.571	0-0	.000	0-0	.000	2-5-7	6.3	0	0	0	1	1	1	8	13.5
at Ga. Tech	*	32	4-7	.571	0-0	.000	5-6	.833	4-4-8	6.4	1	0	1	1	2	0	13	13.4
FSU	*	34	8-12	.667	0-1	.000	4-7	.571	2-6-8	6.5	3	0	1	1	2	0	20	13.9
at Clemson	*	30	4-9	.444	0-0	.000	2-3	.667	3-4-7	6.6	3	0	2	0	1	2	10	13.6
Duke	*	32	8-16	.500	0-1	.000	2-3	.667	7-6-13	6.9	3	0	1	3	0	0	18	13.9
at NC State	*	21	4-9	.444	0-0	.000	0-0	.000	0-2-2	6.7	3	0	0	1	1	1	8	13.6
Louisville	*	35	7-10	.700	0-0	.000	4-5	.800	5-7-12	6.9	1	0	0	4	0	0	18	13.8
at FSU	*	36	3-7	.429	0-0	.000	2-2	1.000	3-3-6	6.9	2	0	0	2	0	2	8	13.5
Pittsburgh	*	30	4-7	.571	0-0	.000	3-4	.750	3-3-6	6.9	0	0	1	1	0	0	11	13.4
at Va. Tech	*	20	0-5	.000	0-0	.000	3-4	.750	0-4-4	6.7	1	0	0	1	0	0	3	12.9
Wake Forest	*	25	4-7	.571	0-0	.000	2-4	.500	3-7-10	6.9	2	0	0	2	2	1	10	12.8
at BC	*	24	1-5	.200	0-0	.000	0-0	.000	1-3-4	6.8	3	0	0	2	1	0	2	12.3
Virginia	*	16	0-1	.000	0-0	.000	0-0	.000	0-3-3	6.6	1	0	0	1	1	0	0	11.8
Syracuse																		
at ND																		
BC																		
at UNC																		
Va. Tech																		

2016-17

Opponent	P	R	A
WCU	13	7	1
at N. Florida	15	8	0
Penn	11	5	0
vs Stanford	3	3	0
vs Iowa State	5	6	0
vs Florida	10	6	1
Rutgers	14	7	0
vs Wofford	2	1	0
SC State	5	3	0
FAU	9	10	0
GW	2	1	0
Columbia	4	1	0
NC State	0	0	1
at Syracuse	6	3	1
Notre Dame	2	0	0
at Pittsburgh	4	3	0
at Wake Forest	9	8	0
at Duke	7	3	0
Boston Coll.	8	3	1
North Carolina	5	1	0
Florida State	7	1	0
at NC State	3	2	0
Virginia Tech	3	5	0
at Louisville	4	3	1
Georgia Tech	13	2	0
Clemson	6	1	0
at Virginia	1	1	0
Duke	2	1	0
at Va Tech	0	1	0
vs Florida St.	5	2	0
vs Syracuse	DNP		
vs UNC	1	1	0
vs Michigan St.	8	0	0

SEASON/CAREER HIGHS

Points

Season: 23 at Minnesota, 11/29/17
Career: 23 at Minnesota, 11/29/17
ACC: 20 Florida State, 1/7/18

Rebounds

Season: 13 Duke, 1/15/18
Career: 13 Duke, 1/15/18
ACC: 13 Duke, 1/15/18

Assists

Season: 2 2x, last at Clemson, 1/13/18
Career: 2 2x, last at Clemson, 1/13/18
ACC: 2 at Clemson, 1/13/18

Steals

Season: 2 3x, last at Florida St., 1/27/18
Career: 2 4x, last at Florida St., 1/27/18
ACC: 2 2x, last at Florida St., 1/27/18

Blocked Shots

Season: 3 2x, last vs. Boston U., 12/5/17
Career: 3 2x, last vs. Boston U., 12/5/17
ACC: 3 Virginia Tech, 2/8/17

Field Goals

Season: 10 at Minnesota, 11/29/17
Career: 10 at Minnesota, 11/29/17
ACC: 8 2x, last vs. Duke, 1/15/18

Field-Goal Attempts

Season: 16 2x, last vs. Duke, 1/15/18
Career: 16 2x, last vs. Duke, 1/15/18
ACC: 16 Duke, 1/15/18

Free Throws

Season: 7 Middle Tennessee, 12/25/17
Career: 7 Middle Tennessee, 12/25/17
ACC: 5 2x, last at Georgia Tech, 1/3/18

Free-Throw Attempts

Season: 8 Middle Tennessee, 12/25/17
Career: 8 Middle Tennessee, 12/25/17
ACC: 7 Florida State, 1/7/18

3-Point Field Goals

Season: –

Career: –

ACC: –

3-Point Field-Goal Attempts

Season: 1 3x, last vs. Duke, 1/15/18
Career: 1 5x, last vs. Duke, 1/15/18
ACC: 1 4x, last vs. Duke, 1/15/18

Minutes


Season: 36 at Florida State, 1/27/18
Career: 36 at Florida State, 1/27/18
ACC: 36 at Florida State, 1/27/18

CAREER DOUBLE-DOUBLES

15p, 12r at George Washington, 12/16/17
14p, 10r vs. Navy, 11/12/17
18p, 13r vs. Duke, 1/15/18
18p, 12r vs. Louisville, 1/24/18
10p, 10r vs. Wake Forest, 2/7/18

CAREER STATISTICS

Season	GP	GS	Min.	Avg.	FG	FGA	Pct.	3-Point FG	3-Point FGA	3-Point Pct.	Free Throws FT	Free Throws FTA	Free Throws Pct.	Off.	Rebounds Def.	Rebounds Tot.	Rebounds Avg.	PF	FO	Ast.	TO	Blk	Stl	Pts.	Avg.
2016-17	32	15	557	17.4	77	145	.531	0	2	.000	33	51	.647	45	54	99	3.1	61	0	6	30	25	13	187	5.8
2017-18	25	25	652	26.1	119	204	.583	0	3	.000	58	82	.707	53	112	165	6.6	47	0	11	33	26	13	296	11.8
TOTAL	57	40	1209	21.2	196	349	.562	0	5	.000	91	133	.684	98	166	264	4.6	108	0	17	63	51	26	483	8.5



15 EBUKA IZUNDU

Jr. • 6-10 • 235 • Center
Charlotte, N.C. / Lagos, Nigeria
Victory Christian Center

2017-18 HIGHLIGHTS

- Recorded first college double-double in season opener, scoring 14 points and grabbing career-high 10 boards
- Scored seven points and added a pair of blocks in win at Hawai'i (12/23)
- Scored four points, with five rebounds and two blocks at Pitt (12/30)
- Went 7-for-7 from field and scored 15 points in win at NC State (1/21)
- Scored six points and grabbed four boards at Boston College (2/10)
- Scored eight points and pulled down five rebounds in season-high 24 minutes against Virginia (2/13)

2017-18 GAME-BY-GAME

	GS	Min	FG	Pct	3FG	Pct	FT	Pct	O-D-T	Avg	PF	FO	A	TO	Blk	Stl	Pts	Avg
Gard-Webb	22	6-7	.857	0-0	.000	2-4	.500	2-8-10	10.0	4	0	1	1	1	0	14	14.0	
Navy	19	5-6	.833	0-0	.000	2-3	.667	3-1-4	7.0	2	0	2	2	2	1	12	13.0	
Florida A&M	21	2-4	.500	0-0	.000	0-2	.000	4-2-6	6.7	0	0	0	1	3	0	4	10.0	
vs. La Salle	12	1-1	1.000	0-0	.000	1-1	1.000	1-1-2	5.5	4	0	0	2	0	1	3	8.3	
N. Florida	11	2-2	1.000	0-0	.000	1-2	.500	2-5-7	5.8	0	0	0	3	0	0	5	7.6	
at Minnesota	13	0-0	.000	0-0	.000	0-0	.000	2-1-3	5.3	3	0	1	1	2	0	0	6.3	
vs. Princeton	20	3-4	.750	0-0	.000	0-0	.000	2-2-4	5.1	3	0	0	1	0	0	6	6.3	
Boston U.	19	0-1	.000	0-0	.000	0-2	.000	3-2-5	5.1	4	0	0	1	0	1	0	5.5	
at GW	14	1-2	.500	0-0	.000	0-0	.000	3-0-3	4.9	1	0	0	0	1	1	2	5.1	
at Hawai'i	11	3-6	.500	0-0	.000	1-2	.500	2-1-3	4.7	1	0	0	0	2	0	7	5.3	
vs NMSU	17	2-4	.500	0-0	.000	0-0	.000	0-3-3	4.5	2	0	0	2	0	1	4	5.2	
vs MTSU	8	1-2	.500	0-0	.000	0-0	.000	1-1-2	4.3	3	0	0	2	0	0	2	4.9	
at Pitt	17	2-4	.500	0-0	.000	0-0	.000	2-3-5	4.4	1	0	1	0	2	0	4	4.8	
at Ga. Tech	6	0-0	.000	0-0	.000	0-0	.000	0-1-1	4.1	4	0	0	1	0	0	0	4.5	
FSU	14	2-3	.667	0-0	.000	0-0	.000	0-1-1	3.9	4	0	0	1	0	0	4	4.5	
at Clemson	13	0-0	.000	0-0	.000	0-2	.000	1-2-3	3.9	2	0	0	0	0	1	0	4.2	
Duke	12	1-4	.250	0-0	.000	0-0	.000	2-1-3	3.8	1	0	0	1	0	0	2	4.1	
at NC State	19	7-7	1.000	0-0	.000	1-2	.500	0-3-3	3.8	5	1	0	1	0	0	15	4.7	
Louisville	10	1-2	.500	0-0	.000	0-0	.000	0-1-1	3.6	2	0	0	1	0	0	2	4.5	
at FSU	9	1-1	1.000	0-0	.000	0-0	.000	0-0-0	3.5	3	0	0	0	1	0	2	4.4	
Pittsburgh	12	2-3	.667	0-0	.000	0-0	.000	2-2-4	3.5	1	0	0	0	1	0	4	4.4	
at Va. Tech	9	2-4	.500	0-0	.000	1-1	1.000	1-1-2	3.4	1	0	0	0	0	1	5	4.4	
Wake Forest	11	1-1	1.000	0-0	.000	1-2	.500	0-2-2	3.3	1	0	0	0	0	1	3	4.3	
at BC	13	3-3	1.000	0-0	.000	0-2	.000	3-1-4	3.4	3	0	0	1	0	0	6	4.4	
Virginia	24	4-6	.667	0-0	.000	0-0	.000	3-2-5	3.4	3	0	0	1	1	1	8	4.6	
Syracuse																		
at ND																		
BC																		
at UNC																		
Va. Tech																		

	2016-17				2015-16			
Opponent	P	R	A		Opponent	P	R	A
WCU	13	7	1		UTRGV	0	0	0
at N. Florida	15	8	0		Louisiana	0	0	0
vs Stanford	0	3	0		vs. Miss. St.	11	7	0
vs Iowa State	0	3	0		vs. Utah	4	3	1
vs Florida	0	0	0		Charlotte	0	0	1
Rutgers	4	2	0		Florida	0	1	0
vs Wofford	9	5	0		Charleston	1	0	0
SC State	9	3	0		at La Salle	6	4	0
FAU	2	2	0		at Clemson	0	0	0
GW	12	4	0		Pittsburgh	2	0	0
Columbia	6	3	1		at Florida St.	0	0	0
NC State	3	7	0		Virginia Tech	0	0	0
at Syracuse	0	2	0		at UNC	6	2	1
Notre Dame	2	4	0		at Virginia Tech2	0	0	0
at Pittsburgh	2	2	0		vs. Villanova	0	2	0
at Wake	6	5	0					
at Duke	0	2	1					
Boston College	0	2	0					
UNC	0	3	0					
Florida State	0	1	0					
at NC State	16	6	0					
Virginia Tech	8	1	1					
at Louisville	8	5	0					
Georgia Tech	2	3	0					
Clemson	12	2	1					
at Virginia	6	3	1					
Duke	3	5	0					
at Va. Tech	0	2	0					
vs Florida St.	0	2	0					
vs Syracuse	0	1	0					
vs UNC	2	2	0					
vs Michigan St.	5	3	0					

SEASON/CAREER HIGHS

Points

Season: 15 at NC State, 1/21/18
Career: 16 at NC State, 2/4/17
ACC: 16 at NC State, 2/4/17

Rebounds

Season: 10 Gardner-Webb, 11/10/17
Career: 10 Gardner-Webb, 11/10/17
ACC: 7 NC State, 12/31/16

Assists

Season: 2 Navy, 11/12/17
Career: 2 Navy, 11/12/17
ACC: 1 6x, last at Pitt, 12/30/17

Steals

Season: 1 7x, last vs. Virginia, 2/13/18
Career: 1 18x, last vs. Virginia, 2/13/18
ACC: 1 8x, last vs. Virginia, 2/13/18

Blocked Shots

Season: 3 Florida A&M, 11/16/17
Career: 3 4x, last vs. Florida A&M, 11/16/17
ACC: 3 Notre Dame, 1/12/17

Field Goals

Season: 7 at NC State, 1/21/18
Career: 7 at NC State, 1/21/18
ACC: 7 at NC State, 1/21/18

Field-Goal Attempts

Season: 7 2x, last at NC State, 1/21/18
Career: 10 Clemson, 2/18/17
ACC: 10 Clemson, 2/18/17

Free Throws

Season: 2 2x, last vs. Navy, 11/12/17
Career: 5 vs. Mississippi State, 11/19/15
ACC: 4 2x, last at NC State, 2/4/17

Free-Throw Attempts

Season: 4 Gardner-Webb, 11/10/17
Career: 7 vs. Mississippi State, 11/19/15
ACC: 6 at North Carolina, 2/20/16

Minutes

Season: 24 Virginia, 2/13/18
Career: 27 at NC State, 2/4/17
ACC: 27 at NC State, 2/4/17

CAREER DOUBLE-DOUBLES

14p, 10r vs. Gardner-Webb, 11/10/17

CAREER STATISTICS

Season	GP	GS	Min.	Avg.	FG	FGA	Pct.	FG	FGA	Pct.	FT	FTA	Pct.	Off.	Def.	Tot.	Avg.	PF	FO	Ast.	TO	Blk	Stl	Pts.	Avg.
2015-16	15	0	79	5.3	10	16	.625	0	0	.000	12	19	.632	13	6	19	1.3	17	0	3	5	3	2	32	2.1
2016-17	32	9	417	13.0	53	98	.541	0	0	.000	29	42	.690	47	50	97	3.0	75	2	6	27	25	7	135	4.2
2017-18	25	0	356	14.2	52	77	.675	0	0	.000	10	25	.400	39	47	86	3.4	58	1	5	23	16	9	114	4.6
TOTAL	72	9	852	11.8	115	191	.602	0	0	.000	51	86	.593	99	103	202	2.8	150	3	14	55	44	18	281	3.9



3 ANTHONY LAWRENCE II

Jr. • 6-7 • 210 • Guard
St. Petersburg, Fla.
Lakewood Senior HS

2017-18 HIGHLIGHTS

- Owns 13 games with seven or more rebounds
- Ranks 16th in ACC in rebounding (6.8)
- In ACC games only, he is third in steals (1.85/game) and 11th in rebounding (7.5)

- Scored 10 points on 4-for-5 shooting and grabbed seven boards in win over Navy (11/12)
- Had a stat sheet stuffer game against La Salle (11/22): set career high with 10 rebounds and tied his career highs in assists (5) and blocks (3)
- Scored season-high 14 points and added three steals against North Florida (11/25)
- Recorded eight points and seven boards while fouling out in win at No. 12 Minnesota (11/29)
- Matched career high with 10 rebounds against Princeton (12/2)

- Dished out career-high six assists while playing 33 minutes against Boston U. (12/5)
- Scored team-high 12 points (10 in first half), with six boards, three blocks at Pitt (12/30)
- Pulled down career-high 12 rebounds in back-to-back games at Georgia Tech (1/3) and vs. Florida State (1/7); first UM player to record two straight 12-plus rebound games since Tonye Jikiri in January 2016
- Scored season-high 16 points at Clemson (1/13)
- Had strong game against Duke with 13 points, seven rebounds, career-high five steals (1/15)
- Recorded 19 points at Florida State (1/27)
- Recorded first career double-double with 10 points, 10 rebounds vs. Pitt (1/31)

- Had big double-double at Virginia Tech with career highs in points (25) and rebounds (13) as well as three blocks (2/3)

SEASON/CAREER HIGHS

Points

Season: 25 at Virginia Tech, 2/3/18
Career: 25 at Virginia Tech, 2/3/18
ACC: 25 at Virginia Tech, 2/3/18

Rebounds

Season: 13 at Virginia Tech, 2/3/18
Career: 13 at Virginia Tech, 2/3/18
ACC: 13 at Virginia Tech, 2/3/18

Assists

Season: 6 Boston University, 12/5/17
Career: 6 Boston University, 12/5/17
ACC: 5 2x, last at Virginia, 2/20/17

Steals

Season: 5 Duke, 1/15/18
Career: 5 Duke, 1/15/18
ACC: 5 Duke, 1/15/18

Blocked Shots

Season: 3 3x, last at Virginia Tech, 2/3/18
Career: 3 4x, last at Virginia Tech, 2/3/18
ACC: 3 2x, last at Virginia Tech, 2/3/18

Field Goals

Season: 9 at Virginia Tech, 2/3/18
Career: 9 at Virginia Tech, 2/3/18
ACC: 9 at Virginia Tech, 2/3/18

Field-Goal Attempts

Season: 12 at Clemson, 1/13/18
Career: 12 at Clemson, 1/13/18
ACC: 12 at Clemson, 1/13/18

Free Throws

Season: 6 North Florida, 11/25/17
Career: 6 North Florida, 11/25/17
ACC: 4 6x, last at Virginia Tech, 2/3/18

Free-Throw Attempts

Season: 7 North Florida, 11/25/17
Career: 7 North Florida, 11/25/17
ACC: 5 3x, last at Virginia Tech, 2/3/18

3-Point Field Goals

Season: 4 at Florida State, 1/27/18
Career: 4 3x, last at Florida State, 1/27/18
ACC: 4 3x, last at Florida State, 1/27/18

3-Point Field-Goal Attempts

Season: 6 at Florida State, 1/27/18
Career: 9 5x, at Virginia Tech, 2/27/17
ACC: 9 4x, at Virginia Tech, 2/27/17

Minutes

Season: 36 2x, last at Virginia Tech, 2/3/18
Career: 40 at Virginia, 2/20/17
ACC: 40 at Virginia, 2/20/17

CAREER DOUBLE-DOUBLES

10p, 10r vs. Pitt, 1/31/18
25p, 13r at Virginia Tech, 2/3/18

2017-18 GAME-BY-GAME

	GS	Min	FG	Pct	3FG	Pct	FT	Pct	O-D-T	Avg	PF	FO	A	TO	Blk	Stl	Pts	Avg
Gard-Webb	* 22	1-4	.250	1-3	.333	0-0	.000	3-4-7	7.0	3	0	1	0	0	2	3	3.0	
Navy	* 30	4-5	.800	1-2	.500	1-2	.500	0-7-7	7.0	1	0	2	2	2	1	10	6.5	
Florida A&M	* 25	4-6	.667	3-5	.600	0-4	.000	0-4-4	6.0	3	0	1	2	0	0	11	8.0	
vs. La Salle	* 27	2-6	.333	1-2	.500	2-3	.667	5-5-10	7.0	4	0	5	1	3	1	7	7.8	
N. Florida	* 27	4-7	.571	0-1	.000	6-7	.857	3-1-4	6.4	3	0	3	1	0	3	14	9.0	
at Minn.	* 25	3-6	.500	2-3	.667	0-0	.000	0-7-7	6.5	5	1	4	2	0	1	8	8.8	
vs. Prince.	* 31	2-6	.333	1-3	.333	0-0	.000	1-9-10	7.0	0	0	3	3	2	0	5	8.3	
Boston U.	* 33	1-5	.200	1-4	.250	2-3	.667	0-2-2	6.4	2	0	6	3	0	1	5	7.9	
at GW	* 31	2-5	.400	1-2	.500	0-0	.000	1-8-9	6.7	3	0	3	1	1	0	5	7.6	
at Hawai'i	* 27	5-7	.714	0-1	.000	1-1	1.000	2-2-4	6.4	4	0	0	1	1	1	11	7.9	
vs NMSU	* 29	1-3	.333	0-2	.000	2-2	1.000	1-3-4	6.2	2	0	1	2	2	0	4	7.5	
vs MTSU	* 34	2-3	.667	2-2	1.000	3-4	.750	3-2-5	6.1	2	0	2	2	1	0	9	7.7	
at Pitt	* 28	5-7	.714	2-2	1.000	0-0	.000	1-5-6	6.1	2	0	2	4	3	1	12	8.0	
at Ga. Tech	* 32	4-8	.500	0-1	.000	1-2	.500	3-9-12	6.5	3	0	1	1	0	1	9	8.1	
FSU	* 32	0-2	.000	0-0	.000	2-2	1.000	0-12-12	6.9	4	0	2	5	0	1	2	7.7	
at Clemson	* 33	6-12	.500	2-6	.333	2-4	.500	3-1-4	6.7	2	0	0	1	1	2	16	8.2	
Duke	* 36	5-9	.556	3-5	.600	0-0	.000	0-7-7	6.7	2	0	1	2	2	5	13	8.5	
at NC State	* 32	5-8	.625	3-4	.750	2-3	.667	1-2-3	6.5	4	0	4	2	0	1	15	8.8	
Louisville	* 34	1-7	.143	0-1	.000	0-0	.000	2-4-6	6.5	4	0	1	2	2	1	2	8.5	
at FSU	* 33	7-11	.636	4-6	.667	1-1	1.000	1-4-5	6.4	4	0	1	0	0	2	19	9.0	
Pitt	* 32	5-11	.455	0-1	.000	0-0	.000	2-8-10	6.6	2	0	3	0	0	2	10	9.0	
at Va. Tech	* 36	9-10	.900	3-3	1.000	4-5	.800	4-9-13	6.9	4	0	2	1	3	1	25	9.8	
Wake Forest	* 30	1-4	.250	0-2	.000	2-4	.500	0-4-4	6.7	2	0	2	2	0	3	4	9.5	
at BC	* 31	1-5	.200	1-3	.333	3-5	.600	2-7-9	6.8	1	0	4	2	1	2	6	9.4	
Virginia	* 32	0-7	.000	0-3	.000	2-2	1.000	1-6-7	6.8	1	0	2	0	1	2	2	9.1	
Syracuse																		
at ND																		
BC																		
at UNC																		
Va. Tech																		

2016-17				2015-16			
Opponent	P	R	A	Opponent	P	R	A
WCU	14	5	1	UTRGV	1	2	0
at N. Florida	4	4	0	Louisiana	12	6	4
Penn	0	3	2	vs. Miss. St.	10	4	2
vs Stanford	18	3	1	vs. Utah	0	0	2
vs Iowa State	6	2	0	vs. Butler	7	1	1
vs Florida	2	3	2	Northeastern	0	1	0
Rutgers	8	4	0	at Nebraska	13	7	0
vs Wofford	3	5	1	Charlotte	9	1	1
SC State	5	7	1	Charleston	11	2	1
FAU	13	6	0	at La Salle	2	2	3
GW	2	2	2	Princeton	0	1	0
Columbia	10	5	1	Syracuse	1	2	0
NC State	6	5	1	Florida State	0	0	0
at Syracuse	0	0	1	at Virginia	0	1	0
Notre Dame	6	9	1	at Clemson	3	1	0
at Pittsburgh	9	5	2	at BC	0	0	1
at Wake	16	0	2	Wake Forest	0	0	0
at Duke	0	0	0	at NC State	0	0	0
Boston Coll.	7	6	1	Notre Dame	18	2	0
North Carolina	3	4	4	at Ga Tech	5	3	3
Florida State	2	2	1	Pittsburgh	2	1	0
at NC State	19	4	2	at Florida St	3	1	1
Virginia Tech	12	4	3	Virginia Tech	5	2	0
at Louisville	7	3	3	at UNC	11	4	2
Georgia Tech	4	4	2	Virginia	1	3	2
Clemson	10	4	5	Louisville	3	2	1
at Virginia	4	6	5	at Notre Dame	0	1	2
Duke	2	3	2	at Va Tech	2	4	0
at Va Tech	18	5	1	vs. Va Tech	4	2	1
vs Florida St	2	1	1	vs. Virginia	5	4	0
vs Syracuse	3	2	4	vs. Buffalo	0	0	0
vs UNC	6	3	1	vs. Wichita St	0	2	0
vs Mich. State	3	3	0	vs. Villanova	8	1	0

CAREER STATISTICS

Season	GP	GS	Min.	Avg.	FG	FGA	Pct.	3-Point FG	3-Point FGA	3-Point Pct.	Free Throws FT	Free Throws FTA	Free Throws Pct.	Off.	Rebounds Def.	Rebounds Tot.	Avg.	PF	FO	Ast.	TO	Blk	Stl	Pts.	Avg.
2015-16	33	0	397	12.0	47	92	.511	18	42	.429	24	40	.600	29	34	63	1.9	39	0	27	13	11	17	136	4.1
2016-17	33	18	857	26.0	72	173	.416	35	99	.354	45	62	.726	27	97	124	3.8	78	1	57	47	15	42	224	6.8
2017-18	25	25	762	30.5	80	164	.488	31	67	.463	36	54	.667	39	132	171	6.8	65	1	56	42	25	34	227	9.1
TOTAL	91	43	2016	22.2	199	429	.464	84	208	.404	105	156	.673	95	263	358	3.9	182	2	140	102	51	93	587	6.5



2 CHRIS LYKES

Fr. • 5-7 • 161 • Guard
Mitchellville, Md.
Gonzaga College HS

2017-18 HONORS

- ACC Rookie of the Week - Jan. 8

2017-18 HIGHLIGHTS

- Has hit at least one 3-pointer in 21 of 25 games, including two or more in 14 contests
- Averaging 11.1 points per game in ACC play (third on team); scored in double figures in eight ACC games
-
- Hit a 3-pointer and played 18 minutes in college debut against Gardner-Webb (11/10)
- Scored 13 points and dished out four assists in win over Florida A&M (11/16)
- Scored 10 points and added three steals in win at No. 12 Minnesota (11/29)
- Recorded 10 points (2-3 3FG) in ACC opener at Pitt (12/30)
- Scored eight points and handed out five assists at Georgia Tech (1/3)
- Recorded 18 points on 6-of-10 shooting in 25 minutes in win over Florida State (1/7)

- Named ACC Rookie of Week on Jan. 8 after GT/FSU performances
- Scored 13 points (3-5 3FG) at Clemson (1/13)
- Made first college start at NC State (1/21)
- Started and played season-high 33 minutes against Pitt, scoring 13 points and dishing out five assists (1/31)
- Scored 16 points at Boston College (2/10)
- Scored career-high 19 points (17 in second half) against Virginia (2/13)

2017-18 GAME-BY-GAME

	GS	Min	FG	Pct	3FG	Pct	FT	Pct	O-D-T	Avg	PF	FO	A	TO	Blk	Stl	Pts	Avg
Gardner-Webb		18	1-6	.167	1-5	.200	0-0	.000	0-1-1	1.0	3	0	1	4	0	1	3	3.0
Navy		17	3-5	.600	2-2	1.000	0-0	.000	0-1-1	1.0	2	0	2	0	0	2	8	5.5
Florida A&M		21	4-7	.571	3-6	.500	2-3	.667	0-1-1	1.0	2	0	4	1	0	1	13	8.0
vs. La Salle		6	0-2	.000	0-0	.000	0-0	.000	0-1-1	1.0	2	0	0	1	0	0	0	6.0
North Florida		19	4-9	.444	2-5	.400	0-1	.000	0-0-0	0.8	2	0	4	1	0	1	10	6.8
at Minnesota		19	4-8	.500	2-6	.333	0-0	.000	0-1-1	0.8	3	0	0	1	0	3	10	7.3
vs. Princeton		13	2-6	.333	1-3	.333	0-0	.000	0-1-1	0.9	2	0	2	1	0	1	5	7.0
Boston University		20	3-5	.600	2-3	.667	0-0	.000	0-0-0	0.8	1	0	0	2	0	0	8	7.1
at George Washington		12	1-5	.200	1-3	.333	0-0	.000	0-0-0	0.7	2	0	1	1	0	0	3	6.7
at Hawai'i		19	3-7	.429	1-3	.333	0-0	.000	1-4-5	1.1	1	0	0	1	0	1	7	6.7
vs New Mexico State		11	0-5	.000	0-4	.000	1-2	.500	0-1-1	1.1	2	0	0	2	0	0	1	6.2
vs Middle Tennessee		17	3-5	.600	2-3	.667	0-0	.000	0-0-0	1.0	2	0	2	1	0	1	8	6.3
at Pittsburgh		17	3-5	.600	2-3	.667	2-2	1.000	0-1-1	1.0	2	0	0	3	0	0	10	6.6
at Georgia Tech		20	2-10	.200	2-8	.250	2-2	1.000	0-0-0	0.9	2	0	5	3	0	0	8	6.7
Florida State		25	6-10	.600	2-4	.500	4-8	.500	1-0-1	0.9	3	0	2	1	0	1	18	7.5
at Clemson		26	5-8	.625	3-5	.600	0-0	.000	0-1-1	0.9	1	0	1	3	0	1	13	7.8
Duke		27	5-13	.385	1-6	.167	2-2	1.000	0-1-1	0.9	1	0	2	1	0	0	13	8.1
at NC State	*	22	3-7	.429	0-2	.000	0-0	.000	0-2-2	1.0	1	0	5	2	1	1	6	8.0
Louisville		20	2-6	.333	2-6	.333	3-5	.600	0-0-0	0.9	1	0	4	0	0	1	9	8.1
at Florida State		13	0-4	.000	0-3	.000	0-0	.000	0-0-0	0.9	3	0	5	1	0	0	0	7.7
Pittsburgh	*	33	3-10	.300	2-6	.333	5-8	.625	0-3-3	1.0	2	0	5	2	0	0	13	7.9
at Virginia Tech	*	21	2-4	.500	1-3	.333	1-2	.500	0-2-2	1.0	2	0	0	4	0	0	6	7.8
Wake Forest	*	31	3-8	.375	1-3	.333	6-7	.857	0-2-2	1.1	2	0	5	2	0	1	13	8.0
at Boston College	*	30	5-11	.455	2-6	.333	4-5	.800	0-3-3	1.2	3	0	2	4	0	1	16	8.4
Virginia	*	27	6-12	.500	3-7	.429	4-5	.800	0-1-1	1.2	4	0	1	2	0	0	19	8.8
Syracuse																		
at Notre Dame																		
Boston College																		
at North Carolina																		
Virginia Tech																		

CAREER HIGHS

Points

Career: 19 Virginia, 2/13/18

ACC: 19 Virginia, 2/13/18

Rebounds

Career: 5 at Hawai'i, 12/23/17

ACC: 3 2x, last at BC, 2/10/18

Assists

Career: 5 5x, last vs. Wake Forest, 2/7/18

ACC: 5 5x, last vs. Wake Forest, 2/7/18

Steals

Career: 3 at Minnesota, 11/29/17

ACC: 1 6x, last at Boston College, 2/10/18

Blocked Shots

Career: 1 at NC State, 1/21/18

ACC: 1 at NC State, 1/21/18

Field Goals

Career: 6 Virginia, 2/13/18

ACC: 6 Virginia, 2/13/18

Field-Goal Attempts

Career: 13 Duke, 1/15/18

ACC: 13 Duke, 1/15/18

Free Throws

Career: 6 Wake Forest, 2/7/18

ACC: 6 Wake Forest, 2/7/18

Free-Throw Attempts

Career: 8 Florida State, 1/7/18

ACC: 8 Florida State, 1/7/18

3-Point Field Goals

Career: 3 3x, last vs. Virginia, 2/13/18

ACC: 3 2x, last vs. Virginia, 2/13/18

3-Point Field-Goal Attempts

Career: 8 at Georgia Tech, 1/3/18

ACC: 8 at Georgia Tech, 1/3/18

Minutes

Career: 33 Pitt, 1/31/18

ACC: 33 Pitt, 1/31/18

CAREER STATISTICS

CAREER STATISTICS																												
Season	GP	GS	Min.	Avg.	FG	FGA	Pct.	3-Point	FG	FGA	Pct.	Free Throws	FT	FTA	Pct.	Off.	Rebounds	Def.	Tot.	Avg.	PF	FO	Ast.	TO	Blk	Stl	Scoring	
																											Pts.	Avg.
2017-18	25	6	504	20.2	73	178	.410	38	105	.362	36	52	.692	2	27	29	1.2	51	0	53	44	1	17	220	8.8			



14 RODNEY MILLER JR.

So. • 7-0 • 255 • Center
Laurelton, N.Y.
Oak Hill Academy

2017-18 HIGHLIGHTS

- Has played in 12 games off bench, including four in ACC play
- Scored four points in five minutes of action against Navy (11/12)
- Played season-high six minutes against Middle Tennessee (12/25)
- Scored two points and matched career high with three rebounds at Virginia Tech (2/3)

2017-18 GAME-BY-GAME

	GS	Min	FG	Pct	3FG	Pct	FT	Pct	O-D-T	Avg	PF	FO	A	TO	Blk	Stl	Pts	Avg
Gardner-Webb	4	0-1	.000	0-0	.000	0-1	.000	0-1-1	1.0	0	0	0	0	0	0	0	0	0.0
Navy	5	2-3	.667	0-0	.000	0-2	.000	0-0-0	0.5	1	0	0	0	0	0	0	4	2.0
Florida A&M	6	1-1	1.000	0-0	.000	0-0	.000	0-1-1	0.7	0	0	0	0	0	0	0	2	2.0
vs. La Salle	1	0-0	.000	0-0	.000	0-1	.000	0-0-0	0.5	0	0	0	0	0	0	0	0	1.5
North Florida	DNP																	
at Minnesota	DNP																	
vs. Princeton	3	1-1	1.000	0-0	.000	0-1	.000	0-0-0	0.4	0	0	0	0	0	0	0	2	1.6
Boston University	DNP																	
at George Washington	DNP																	
at Hawai'i	DNP																	
vs. New Mexico State	3	0-0	.000	0-0	.000	0-0	.000	0-1-1	0.5	1	0	0	0	1	0	0	0	1.3
vs Middle Tennessee	6	1-1	1.000	0-0	.000	0-0	.000	0-0-0	0.4	2	0	0	0	1	0	0	2	1.4
at Pittsburgh	3	0-2	.000	0-0	.000	0-0	.000	0-0-0	0.4	0	0	0	0	0	0	0	0	1.3
at Georgia Tech	1	0-0	.000	0-0	.000	0-0	.000	0-0-0	0.3	0	0	0	0	0	0	0	0	1.1
Florida State	DNP																	
at Clemson	DNP																	
Duke	DNP																	
at NC State	DNP																	
Louisville	DNP																	
at Florida State	DNP																	
Pittsburgh	DNP																	
at Virginia Tech	4	1-2	.500	0-0	.000	0-0	.000	2-1-3	0.6	1	0	0	0	1	1	0	2	1.2
Wake Forest	3	0-0	.000	0-0	.000	1-2	.500	0-0-0	0.5	0	0	0	0	0	0	0	1	1.2
at Boston College	2	0-0	.000	0-0	.000	0-0	.000	0-0-0	0.5	0	0	0	0	0	0	0	0	1.1
Virginia	DNP																	
Syracuse																		
at Notre Dame																		
Boston College																		
at North Carolina																		
Virginia Tech																		

SEASON/CAREER HIGHS

Points

Season: 4 Navy, 11/12/17
 Career: 5 Western Carolina, 11/11/16
 ACC: 2 2x, last at Virginia Tech, 2/3/18

Rebounds

Season: 3 at Virginia Tech, 2/3/18
 Career: 3 2x, last at Virginia Tech, 2/3/18
 ACC: 3 at Virginia Tech, 2/3/18

Assists

Season: -
 Career: -
 ACC: -

Steals

Season: -
 Career: -
 ACC: -

Blocked Shots

Season: 1 at Virginia Tech, 2/3/18
 Career: 1 at Virginia Tech, 2/3/18
 ACC: 1 at Virginia Tech, 2/3/18

Field Goals

Season: 2 Navy, 11/12/17
 Career: 2 at North Florida, 11/16/16
 ACC: 1 2x last at Virginia Tech, 2/3/18

Field-Goal Attempts

Season: 3 Navy, 11/12/17
 Career: 4 Western Carolina, 11/11/16
 ACC: 3 vs. North Carolina, 3/9/17

Free Throws

Season: 1 Wake Forest, 2/7/18
 Career: 3 Western Carolina, 11/11/16
 ACC: 1 2x, last vs. Wake Forest, 2/7/18

Free-Throw Attempts

Season: 2 2x, last vs. Wake Forest, 2/7/18
 Career: 6 Western Carolina, 11/11/16
 ACC: 2 2x, last vs. Wake Forest, 2/7/18

3-Point Field Goals

Season: -
 Career: -
 ACC: -

3-Point Field-Goal Attempts

Season: -
 Career: -
 ACC: -

Minutes

Season: 6 2x, last vs. New Mexico State, 12/23/17
 Career: 11 at North Florida, 11/16/16
 ACC: 8 vs. North Carolina, 3/9/17

2016-17

Opponent	P	R	A
WCU	5	2	0
at North Florida	4	3	0
Penn	2	0	0
vs Florida	0	0	0
Rutgers	0	0	0
SC State	0	2	0
FAU	0	0	0
NC State	0	0	0
at Syracuse	0	0	0
at Pittsburgh	0	0	0
at Wake Forest	1	0	0
Florida State	0	0	0
at Louisville	0	0	0
vs North Carolina	2	1	0
vs Michigan St.	0	1	0

CAREER STATISTICS

Season	GP	GS	Min.	Avg.	FG	FGA	Pct.	3-Point	Free Throws	Rebounds	Scoring
2016-17	15	0	57	3.8	5	11	.455	0	4	9	0.9
2017-18	12	0	41	3.4	6	11	.545	0	1	7	1.1
TOTAL	27	0	98	3.6	11	22	.500	0	5	16	1.0



O JA'QUAN NEWTON

Sr. • 6-3 • 191 • Guard
Philadelphia, Pa.
Neumann-Goretti HS

CAREER

- Leads team with 120 career games played (52 starts)
- Became 38th Hurricane to reach 1,000 career points on Jan. 3 at Georgia Tech (1,075 career points)
- Currently in 33rd place in career scoring at Miami (needs one for 32nd)
- One of 11 active 1,000-point scorers in the ACC
- With 293 career assists, he stands in 10th place in Miami history
- Needs two more games to reach top 10 in school history
- Scored in double figures in 11 contests

2017-18 HIGHLIGHTS

- Recorded 15 points and four assists in win over FAMU (11/16)
- Scored a dozen points and matched a career high with nine assists in win at No. 12 Minnesota (11/29)
- Scored 16 points in win at Hawai'i (12/23)

- Averaged 10.0 points per game in three games at Diamond Head Classic
- Recorded nine points and six assists against Middle Tennessee (12/25)
- Scored 11 points and had four assists in ACC opener at Pitt (12/30)
- Reached 1,000-career point mark in first half at Georgia Tech (1/3)
- Dished out seven assists in win at NC State (1/21)
- Scored 12 points and racked up seven rebounds in OT win over Louisville (1/24)
- Scored 12 points in win at Virginia Tech (2/3)
- Matched season high with 16 points in win over Wake Forest (2/7)

SEASON/CAREER HIGHS

Points

Season: 16 2x, last vs. Wake Forest, 2/7/18
 Career: 23 Boston College, 1/25/17
 ACC: 23 Boston College, 1/25/17

Rebounds

Season: 7 Louisville, 1/24/18
 Career: 9 Columbia, 12/28/16
 ACC: 7 2x, last vs. Louisville, 1/24/18

Assists

Season: 9 at Minnesota, 11/29/17
 Career: 9 2x, last at Minnesota, 11/29/17
 ACC: 7 3x, last at NC State, 1/21/17

Steals

Season: 3 2x, last vs. Boston U., 12/5/17
 Career: 4 2x, last at NC State, 1/30/16
 ACC: 4 at NC State, 1/30/16

Blocked Shots

Season: -
 Career: 1 9x, last vs. Va Tech, 3/10/16
 ACC: 1 3x, last vs. Virginia, 2/22/16

Field Goals

Season: 6 3x, last at Hawai'i, 12/23/17
 Career: 9 vs. Iowa State, 11/25/16
 ACC: 8 Boston College, 1/25/17

Field-Goal Attempts

Season: 12 2x, last vs. Wake Forest, 2/7/18
 Career: 16 2x, last vs. Notre Dame, 1/12/17
 ACC: 16 Notre Dame, 1/12/17

Free Throws

Season: 8 Louisville, 1/24/18
 Career: 9 2x, last vs. Virginia, 3/11/16
 ACC: 8 Louisville, 1/24/18

Free-Throw Attempts

Season: 10 Louisville, 1/24/18
 Career: 11 vs. Virginia, 3/11/16
 ACC: 10 3x, last vs. Louisville, 1/24/18

3-Point Field Goals

Season: 1 2x, last vs. Navy, 11/12/17
 Career: 3 Columbia, 12/28/16
 ACC: 2 2x, last at Louisville, 2/11/17

3-Point Field-Goal Attempts

Season: 3 Navy, 11/12/17
 Career: 5 Columbia, 12/28/16
 ACC: 3 3x, last at Louisville, 2/11/17

Minutes

Season: 36 Boston University, 12/5/17
 Career: 38 2x, last vs. Florida, 11/27/16
 ACC: 36 Notre Dame, 1/12/17

2017-18 GAME-BY-GAME

	GS	Min	FG	Pct	3FG	Pct	FT	Pct	O-D-T	Avg	PF	FO	A	TO	Blk	Stl	Pts	Avg
Gard-Webb	*	28	4-6	.667	1-2	.500	4-8	.500	0-0-0	0.0	1	0	1	0	0	13	13.0	
Navy	*	26	6-10	.600	1-3	.333	1-1	1.000	0-3-3	1.5	1	0	1	4	0	1	14	13.5
Florida A&M	*	26	5-9	.556	0-2	.000	5-7	.714	1-2-3	2.0	2	0	4	4	0	1	15	14.0
vs. La Salle	*	30	1-9	.111	0-1	.000	2-3	.667	0-3-3	2.3	1	0	0	1	0	2	4	11.5
N. Florida	*	26	5-8	.625	0-0	.000	2-2	1.000	0-1-1	2.0	1	0	3	4	0	0	12	11.6
at Minnesota	*	32	6-12	.500	0-1	.000	0-2	.000	0-3-3	2.2	0	0	9	1	1	2	12	11.7
vs. Princeton	*	26	2-9	.222	0-2	.000	0-0	.000	0-2-2	2.1	1	0	5	0	0	3	4	10.6
Boston U.	*	36	4-7	.571	0-0	.000	1-2	.500	0-6-6	2.6	1	0	1	3	2	3	9	10.4
at GW	*	30	4-9	.444	0-0	.000	0-0	.000	0-4-4	2.8	2	0	3	1	0	1	8	10.1
at Hawai'i	*	31	6-11	.545	0-1	.000	4-5	.800	0-2-2	2.7	1	0	2	2	0	0	16	10.7
vs NMSU	*	27	2-8	.250	0-1	.000	1-1	1.000	1-2-3	2.7	1	0	0	2	0	0	5	10.2
vs MTSU	*	28	4-7	.571	0-1	.000	1-4	.250	0-1-1	2.6	3	0	6	1	0	1	9	10.1
at Pitt	*	27	5-7	.714	0-0	.000	1-1	1.000	0-3-3	2.6	1	0	4	3	0	2	11	10.2
at Ga. Tech	*	26	3-7	.429	0-0	.000	0-0	.000	1-0-1	2.5	1	0	3	4	0	1	6	9.9
FSU	*	17	0-1	.000	0-0	.000	0-0	.000	0-0-0	2.3	2	0	4	1	0	0	0	9.2
at Clemson	*	26	2-8	.250	0-1	.000	0-0	.000	0-0-0	2.2	3	0	0	2	0	1	4	8.9
Duke	*	22	1-4	.250	0-0	.000	1-2	.500	0-1-1	2.1	2	0	2	1	0	2	3	8.5
at NC State	*	28	2-6	.333	0-0	.000	1-2	.500	0-0-0	2.0	1	0	7	1	0	2	5	8.3
Louisville	*	29	2-10	.200	0-1	.000	8-10	.800	3-4-7	2.3	4	0	2	1	0	1	12	8.5
at FSU	*	14	1-3	.333	1-1	1.000	1-4	.250	2-1-3	2.3	0	0	1	1	0	0	4	8.3
Pittsburgh		15	1-4	.250	0-1	.000	1-2	.500	0-2-2	2.3	3	0	2	1	0	0	3	8.0
at Va. Tech		24	4-7	.571	0-0	.000	4-7	.571	3-3-6	2.5	0	0	4	3	0	0	12	8.2
Wake Forest		28	6-12	.500	0-1	.000	4-6	.667	2-1-3	2.5	3	0	1	0	0	0	16	8.6
at BC		29	3-5	.600	0-0	.000	5-6	.833	0-3-3	2.5	4	0	3	3	0	1	11	8.7
Virginia		22	2-2	1.000	0-0	.000	0-2	.000	0-4-4	2.6	1	0	1	1	0	1	4	8.5
Syracuse																		
at ND																		
BC																		
at UNC																		
Va. Tech																		

2016-17

Opponent	P	R	A
WCU	13	4	2
at N. Florida	16	3	7
Penn	18	4	3
vs Stanford	20	2	2
vs Iowa State	21	2	3
vs Florida	15	3	1
Rutgers	11	6	3
vs Wofford	15	2	9
SC State	11	1	5
FAU	8	6	6
GW	14	2	5
Columbia	22	9	4
NC State	21	4	1
at Syracuse	8	4	7
Notre Dame	14	3	1
at Pittsburgh	14	3	5
at Wake Forest	9	3	7
at Duke	13	3	1
Boston College	23	5	2
North Carolina	18	7	3
Florida State	12	3	2
at NC State	13	3	5
Virginia Tech	16	4	1
at Louisville	15	5	2
Duke	7	5	0
at Va Tech	2	0	4
vs Florida St.	5	2	1
vs Syracuse	11	4	6
vs UNC	3	1	1
vs Michigan St.	16	2	2

2015-16

Opponent	P	R	A
UTRGV	11	2	1
Louisiana	11	0	5
Mississippi St.	15	2	5
vs Utah	5	1	1
vs Butler	17	1	3
Northeastern	13	2	1
at Nebraska	10	2	2
Charlotte	14	4	6
Florida	3	1	3
Charleston	20	7	2
at La Salle	10	2	3
Princeton	13	4	4
Syracuse	14	4	2
Florida State	13	1	4
at Virginia	6	5	1
at Clemson	8	4	1
at BC	12	4	2
Wake Forest	18	1	1
Duke	15	5	5
at NC State	10	2	2
Notre Dame	12	1	2
at Ga Tech	14	4	2
Pittsburgh	3	1	1
at Florida St.	7	4	2
at UNC	3	1	1
Virginia	6	1	2
vs Va Tech	10	2	4
vs Va. Tech	19	1	3
at Buffalo	10	2	2
vs Wichita St.	2	0	1
vs Villanova	0	0	2

2014-15

Opponent	P	R	A
Howard	8	0	0
at Florida	5	1	3
vs Drexel	7	1	3
vs Akron	4	0	1
vs Charlotte	3	3	3
at Charlotte	0	0	0
S. Alabama	5	1	0
Illinois	0	2	1
Green Bay	0	0	0
Savannah St.	2	0	0
E. Kentucky	2	2	3
vs Providence	3	0	1
Charleston	6	0	0
Virginia	0	1	1
at Duke	4	2	3
at Notre Dame	16	2	5
NC State	0	0	1
at Syracuse	3	0	0
Georgia Tech	3	0	0
at Florida State	2	0	1
Louisville	3	1	1
Clemson	1	1	1
at Wake Forest	5	0	2
at BC	0	0	0
Virginia Tech	8	4	3
North Carolina	0	3	0
at Pittsburgh	4	3	1
at Va. Tech	8	4	3
vs Va. Tech	0	3	0
vs Notre Dame	0	0	0
Alabama	1	1	2
at Richmond	11	5	2
vs Temple	9	4	2
vs Stanford	10	5	2

CAREER STATISTICS

Season	GP	GS	Min.	Avg.	FG	FGA	Pct.	3-Point FG	3-Point FGA	3-Point Pct.	Free Throws FT	Free Throws FTA	Free Throws Pct.	Off.	Rebounds Def.	Rebounds Tot.	Avg.	PF	FO	Ast.	TO	Blk	Stl	Scoring Pts.	Avg.
2014-15	34	3	459	13.5	45	111	.405	4	10	.400	41	64	.641	8	35	43	1.3	34	0	47	39	4	8	135	4.0
2015-16	31	1	703	22.7	105	228	.461	9	26	.346	105	143	.734	16	55	71	2.3	48	0	76	66	5	27	324	10.5
2016-17	30	28	942	31.4	150	332	.452	11	40	.275	93	133	.699	18	87	105	3.5	49	0	101	98	1	34	404	13.5
2017-18	25	20	653	26.1	81	181	.448	3	19	.158	47	77	.610	13	51	64	2.6	40	0	69	45	3	25	212	8.5
TOTAL	120	52	2757	23.0	381	852	.447	27	95	.284	286	417	.686	55	228	283	2.4	171	0	293	248	13	94	1075	9.0



5 MIKE ROBINSON

Sr. • 5-10 • 170 • Guard
New Britain, Conn.
New Britain HS

2017-18 HIGHLIGHTS


- Has played in five games
- Scored first field goal since 2015-16 season with his 3-pointer in season opener against Gardner-Webb (11/10)

2017-18 GAME-BY-GAME

	GS	Min	FG	Pct	3FG	Pct	FT	Pct	O-D-T	Avg	PF	FO	A	TO	Blk	Stl	Pts	Avg
Gardner-Webb	1	1-1	1.00	1-1	1.000	0-0	.000	0-0-0	0.0	0	0	0	0	0	0	0	3	3.0
Navy	3	0-0	.000	0-0	.000	0-0	.000	0-0-0	0.0	0	0	0	0	0	0	0	0	1.5
Florida A&M	2	0-0	.000	0-0	.000	0-0	.000	0-0-0	0.0	0	0	0	0	0	0	0	0	1.0
vs. La Salle	DNP																	
North Florida	1	0-0	.000	0-0	.000	0-0	.000	0-0-0	0.0	0	0	0	0	0	0	0	0	0.8
at Minnesota	DNP																	
vs. Princeton	3	0-1	.000	0-0	.000	0-0	.000	0-0-0	0.0	0	0	0	1	0	0	0	0	0.6
Boston University	DNP																	
at George Washington	DNP																	
at Hawai'i	DNP																	
vs. New Mexico State	DNP																	
vs. Middle Tennessee	DNP																	
at Pittsburgh	DNP																	
at Georgia Tech	DNP																	
Florida State	DNP																	
at Clemson	DNP																	
Duke	DNP																	
at NC State	DNP																	
Louisville	DNP																	
at Florida State	DNP																	
Pittsburgh	DNP																	
at Virginia Tech	DNP																	
Wake Forest	DNP																	
at Boston College	DNP																	
Virginia	DNP																	
Syracuse	DNP																	
at Notre Dame	DNP																	
Boston College	DNP																	
at North Carolina	DNP																	
Virginia Tech	DNP																	

CAREER STATISTICS

Season	GP	GS	Min.	Avg.	FG	FGA	Pct.	FG	FGA	Pct.	FT	FTA	Pct.	Off.	Def.	Tot.	Avg.	PF	FO	Ast.	TO	Blk	Stl	Pts.	Avg.
2015-16	9	0	14	1.6	5	9	.556	4	7	.571	0	0	.000	0	1	1	0.1	3	0	0	0	0	0	14	1.6
2016-17	9	0	19	2.1	0	5	.000	0	4	.000	1	2	.500	1	0	1	0.1	2	0	0	1	0	1	1	0.1
2017-18	5	0	10	2.0	1	2	.500	1	1	1.000	0	0	.000	0	0	0	0.0	0	0	1	0	0	0	3	0.6
TOTAL	23	0	43	1.9	6	16	.375	5	12	.417	1	2	.500	1	1	2	0.1	5	0	1	1	0	1	18	0.8



35 CHRIS STOWELL

Sr. • 6-6 • 208 • Forward
Exeter, N.H.
Exeter

2017-18 HIGHLIGHTS


- Has played in five games
- Already has accepted job after graduation with Citi in New York City, working with Treasury and Trade Solutions
- Was named to Omicron Delta Kappa (ODK) National Leadership Society in Spring 2017

2017-18 GAME-BY-GAME

	GS	Min	FG	Pct	3FG	Pct	FT	Pct	O-D-T	Avg	PF	FO	A	TO	Blk	Stl	Pts	Avg
Gardner-Webb	1	0-0	.000	0-0	.000	0-0	.000	0-0-0	0.0	0	0	0	0	0	0	0	0	0.0
Navy	3	0-0	.000	0-0	.000	0-0	.000	0-0-0	0.0	0	0	0	0	0	0	0	0	0.0
Florida A&M	2	0-1	.000	0-1	.000	0-0	.000	0-0-0	0.3	0	0	0	0	0	0	0	0	0.0
vs. La Salle	DNP																	
North Florida	1	0-0	.000	0-0	.000	0-0	.000	0-0-0	0.3	0	0	0	0	0	0	0	0	0.0
at Minnesota	DNP																	
vs. Princeton	2	0-0	.000	0-0	.000	0-0	.000	0-0-0	0.2	0	0	0	0	0	0	0	0	0.0
Boston University	DNP																	
at George Washington	DNP																	
at Hawai'i	DNP																	
vs. New Mexico State	DNP																	
vs. Middle Tennessee	DNP																	
at Pittsburgh	DNP																	
at Georgia Tech	DNP																	
Florida State	DNP																	
at Clemson	DNP																	
Duke	DNP																	
at NC State	DNP																	
Louisville	DNP																	
at Florida State	DNP																	
Pittsburgh	DNP																	
at Virginia Tech	DNP																	
Wake Forest	DNP																	
at Boston College	DNP																	
Virginia	DNP																	
Syracuse	DNP																	
at Notre Dame	DNP																	
Boston College	DNP																	
at North Carolina	DNP																	
Virginia Tech	DNP																	

CAREER STATISTICS

Season	GP	GS	Min.	Avg.	FG	FGA	Pct.	FG	FGA	Pct.	FT	FTA	Pct.	Off.	Def.	Tot.	Avg.	PF	FO	Ast.	TO	Blk	Stl	Pts.	Avg.
2014-15	4	0	6	1.5	0	1	.000	0	0	.000	0	0	.000	0	0	0	0.0	1	0	1	0	0	0	0	0.0
2015-16	9	0	13	1.4	0	1	.000	0	1	.000	0	0	.000	0	3	3	0.3	1	0	0	1	1	0	0	0.0
2016-17	6	0	10	1.7	0	1	.000	0	1	.000	0	0	.000	0	2	2	0.3	0	0	0	0	0	0	0	0.0
2017-18	5	0	9	1.8	0	1	.000	0	1	.000	0	0	.000	0	1	1	0.2	0	0	0	0	0	0	0	0.0
TOTAL	24	0	38	1.6	0	4	.000	0	3	.000	0	0	.000	0	6	6	0.3	2	0	1	1	1	0	0	0.0



1 DEJAN (DJ) VASILJEVIC

So. • 6-3 • 203 • Guard
Melbourne, Australia
Australian Institute of Sport

2017-18 HIGHLIGHTS

- Leads team in 3-point field goals (53)
- Has hit at least one 3-pointer in 22 of 25 games, including 15 games with two or more
- Hit 18-of-41 3-point attempts over last five games (.439)
- Ranks ninth in ACC in 3-point FG pct. (.384)
- Made first college start in 2017-18 season opener against Gardner-Webb after coming off bench in all 33 games last year
- After tough shooting night in opener, bounced back to score 16 points against Navy and 15 against Florida A&M
- Hit 3-of-5 from 3-point range and scored 11 points in win at No. 12 Minnesota (11/29)
- Scored career-high 20 points and hit 5-of-7 3-pointers in win over Princeton (12/2)
- Recorded 15 points and hit 3-of-6 3-pointers in win over Boston U. (12/5)
- Averaged 11.3 points and 4.3 rebounds in three games at Diamond Head Classic
- Hit six 3-pointers (five in second half) and matched career high with 20 points at Florida State (1/27)
- Scored 14 points, including nine in the first 5:26, in win at Virginia Tech (2/3)
- Scored 17 points at BC, including 11 of Miami's first 16 points (2/10)

2017-18 GAME-BY-GAME

	GS	Min	FG	Pct	3FG	Pct	FT	Pct	O-D-T	Avg	PF	FO	A	TO	Blk	Stl	Pts	Avg
Gard-Webb	*	30	2-12	.167	1-10	.100	2-2	1.000	0-2-2	2.0	1	0	0	0	0	7	7.0	
Navy	*	20	5-10	.500	4-8	.500	2-2	1.000	0-3-3	2.5	2	0	0	0	2	16	11.5	
Florida A&M	*	31	6-10	.600	3-6	.500	0-0	.000	0-4-4	3.0	2	0	2	0	1	15	12.7	
vs. La Salle	*	25	3-9	.333	2-4	.500	0-0	.000	1-0-1	2.5	0	0	0	1	0	8	11.5	
N. Florida	*	22	1-6	.167	0-4	.000	0-0	.000	0-2-2	2.4	0	0	0	0	0	2	9.6	
at Minnesota	*	18	4-6	.667	3-5	.600	0-0	.000	0-2-2	2.3	3	0	0	0	0	11	9.8	
vs. Princeton	*	29	7-9	.778	5-7	.714	1-1	1.000	0-3-3	2.4	4	0	1	1	0	20	11.3	
Boston U.	*	35	6-10	.600	3-6	.500	0-1	.000	0-5-5	2.8	2	0	0	1	1	15	11.8	
at GW	*	17	3-8	.375	2-6	.333	2-2	1.000	0-1-1	2.6	0	0	0	1	0	10	11.6	
at Hawai'i	*	27	2-7	.286	2-3	.667	0-0	.000	1-2-3	2.6	1	0	0	0	0	6	11.0	
vs NMSU	*	33	6-11	.545	2-6	.333	1-1	1.000	0-5-5	2.8	2	0	1	1	0	15	11.4	
vs MTSU	*	31	4-7	.571	3-6	.500	2-2	1.000	2-3-5	3.0	4	0	1	1	0	13	11.5	
at Pittsburgh	*	25	1-7	.143	1-5	.200	0-0	.000	1-1-2	2.9	3	0	0	0	0	2	10.8	
at Ga Tech	*	23	1-4	.250	1-4	.250	0-0	.000	0-1-1	2.8	1	0	0	2	0	3	10.3	
FSU	*	27	3-10	.300	1-6	.167	1-1	1.000	1-2-3	2.8	1	0	4	0	0	2	10.1	
at Clemson		10	0-2	.000	0-2	.000	0-0	.000	0-0-0	2.6	0	0	0	0	0	0	9.5	
Duke		6	0-3	.000	0-3	.000	0-0	.000	0-2-2	2.6	1	0	0	0	0	0	8.9	
at NC State		15	2-7	.286	2-6	.333	0-0	.000	0-4-4	2.7	0	0	0	0	0	6	8.8	
Louisville		6	0-1	.000	0-0	.000	0-0	.000	0-0-0	2.5	1	0	0	0	0	0	8.3	
at FSU		35	7-11	.636	6-10	.600	0-0	.000	1-1-2	2.5	2	0	0	0	0	20	8.9	
Pittsburgh	*	26	3-7	.429	2-5	.400	0-1	.000	2-1-3	2.5	1	0	0	0	0	1	8.9	
at Va Tech	*	31	5-9	.556	2-6	.333	2-2	1.000	0-1-1	2.5	1	0	0	1	0	14	9.1	
Wake Forest	*	19	3-7	.429	2-5	.400	1-1	1.000	2-3-5	2.6	3	0	1	1	0	9	9.1	
at BC	*	35	6-12	.500	5-10	.500	0-0	.000	1-5-6	2.7	2	0	0	1	0	17	9.4	
Virginia	*	27	2-8	.250	1-5	.200	0-0	.000	0-0-0	2.6	2	0	0	1	0	5	9.2	
Syracuse																		
at ND																		
BC																		
at UNC																		
Va Tech																		

2016-17				
Opponent	P	R	A	
WCU	11	2	2	
at North Florida	13	1	0	
Penn	11	0	1	
vs Stanford	3	1	1	
vs Iowa State	5	0	0	
vs Florida	0	0	0	
Rutgers	3	1	1	
vs Wofford	6	2	0	
SC State	17	2	2	
FAU	2	2	0	
GW	6	3	0	
Columbia	3	1	1	
NC State	3	2	0	
at Syracuse	18	0	0	
Notre Dame	3	0	1	
at Pittsburgh	6	2	1	
at Wake Forest	3	0	0	
at Duke	0	1	0	
Boston College	3	1	0	
North Carolina	3	1	0	
Florida State	3	1	0	
at NC State	0	1	0	
Virginia Tech	5	1	0	
at Louisville	3	0	0	
Georgia Tech	13	2	1	
Clemson	5	3	1	
at Virginia	10	4	0	
Duke	0	2	0	
at Virginia Tech	9	1	0	
vs Florida State	9	3	0	
vs Syracuse	13	1	1	
vs North Carolina	6	1	1	
vs Michigan St.	2	2	1	

SEASON/CAREER HIGHS

Points

Season: 20 2x, last at Florida St., 1/27/18
 Career: 20 2x, last at Florida St., 1/27/18
 ACC: 20 at Florida State, 1/27/18

Rebounds

Season: 6 at Boston College, 2/10/18
 Career: 6 at Boston College, 2/10/18
 ACC: 6 at Boston College, 2/10/18

Assists

Season: 4 Florida State, 1/7/18
 Career: 4 Florida State, 1/7/18
 ACC: 4 Florida State, 1/7/18

Steals

Season: 2 3x, last vs. Florida State, 1/7/18
 Career: 2 3x, last vs. Florida State, 1/7/18
 ACC: 2 2x, last vs. Florida State, 1/7/18

Blocked Shots

Season: 1 2x, last vs. Boston U., 12/5/17
 Career: 1 3x, last vs. Boston U., 12/5/17
 ACC: -

Field Goals

Season: 7 2x, last at Florida St., 1/27/18
 Career: 7 2x, last at Florida St., 1/27/18
 ACC: 7 at Florida State, 1/27/18

Field-Goal Attempts

Season: 12 Gardner-Webb, 11/10/17
 Career: 13 vs. South Carolina State, 12/6/16
 ACC: 12 2x, last at BC, 2/10/18

Free Throws

Season: 2 4x, last vs. MTSU, 12/25/17
 Career: 3 Rutgers, 11/30/16
 ACC: 2 2x, last at Virginia, 2/20/17

Free-Throw Attempts

Season: 2 5x, last at Virginia Tech, 2/3/18
 Career: 3 Rutgers, 11/30/16
 ACC: 2 6x, last at Virginia Tech, 2/3/18

3-Point Field Goals

Season: 6 at Florida State, 1/27/18
 Career: 6 2x, last at Florida St., 1/27/18
 ACC: 6 2x, last at Florida St., 1/27/18

3-Point Field-Goal Attempts

Season: 10 3x, last at BC, 2/10/18
 Career: 12 at Syracuse, 1/4/17
 ACC: 12 at Syracuse, 1/4/17

Minutes

Season: 35 3x, last at BC, 2/10/18
 Career: 35 3x, last at BC, 2/10/18
 ACC: 35 2x, last at BC, 2/10/18

CAREER STATISTICS

Season	GP	GS	Min.	Avg.	3-Point			Free Throws			Rebounds				Scoring							
					FG	FGA	Pct.	FT	FTA	Pct.	Off.	Def.	Tot.	Avg.	PF	FO	Ast.	TO	Blk	Stl	Pts.	Avg.
2016-17	33	0	577	17.5	65	182	.357	51	146	.349	16	20	44	1.3	31	0	15	13	1	11	197	6.0
2017-18	25	19	603	24.1	82	193	.425	53	138	.384	14	16	65	2.6	39	0	10	12	2	11	231	9.2
TOTAL	58	19	1180	20.3	147	375	.392	104	284	.366	30	36	109	1.9	70	0	25	25	3	22	428	7.4



21 SAM WAARDENBURG

R-Fr. • 6-10 • 217 • Forward
Henderson, New Zealand
Rangitoto College

2017-18 HIGHLIGHTS

- Has played in 14 games off bench, including eight straight in ACC play
- Did not play in first three games of season (back)
- Hit 8-of-12 3-point attempts in last four games
-
- Made solid Miami debut with seven points and two rebounds in 12 minutes of action vs. La Salle (11/22)
- Scored nine points and added six rebounds against North Florida (11/25)
- Saw first action in ACC play in final minute of first half at NC State (1/21)
- Played 13 minutes off bench against Louisville and recorded career-high seven rebounds (1/24)
- Hit three straight 3-pointers in second half and scored career-high 12 points in win over Wake Forest (2/7)
- Nailed pair of 3-pointers and racked up three steals at BC (2/10)

2017-18 GAME-BY-GAME

	GS	Min	FG	Pct	3FG	Pct	FT	Pct	O-D-T	Avg	PF	FO	A	TO	Blk	Stl	Pts	Avg
Gardner-Webb																		
Navy																		
Florida A&M																		
vs. La Salle	13	3-6	.500	1-1	1.000	0-0	.000	1-1-2	2.0	0	0	0	0	0	0	0	7	7.0
North Florida	16	4-9	.444	1-2	.500	0-0	.000	4-2-6	4.0	3	0	1	1	1	1	1	9	8.0
at Minnesota	10	0-2	.000	0-1	.000	0-0	.000	1-0-1	3.0	1	0	0	2	0	0	0	0	5.3
vs. Princeton	8	0-2	.000	0-1	.000	0-0	.000	1-3-4	3.3	1	0	0	0	0	0	0	0	4.0
Boston University	9	0-1	.000	0-1	.000	0-0	.000	2-0-2	3.0	0	0	0	1	0	0	0	0	3.2
at George Washington																		
at Hawai'i																		
vs. New Mexico State	3	0-1	.000	0-0	.000	0-0	.000	0-0-0	2.5	0	0	0	1	0	0	0	0	2.7
vs. Middle Tennessee																		
at Pittsburgh																		
at Georgia Tech																		
Florida State																		
at Clemson																		
Duke																		
at NC State	1	0-0	.000	0-0	.000	0-0	.000	0-0-0	2.1	0	0	0	0	0	1	0	0	2.3
Louisville	13	0-1	.000	0-1	.000	0-0	.000	3-4-7	2.8	0	0	1	1	1	0	0	0	2.0
at Florida State	12	2-2	1.000	1-1	1.000	0-0	.000	0-1-1	2.6	4	0	0	0	0	0	0	5	2.3
Pittsburgh	15	1-3	.333	0-1	.000	2-2	1.000	3-1-4	2.7	1	0	1	2	0	0	4	2.5	
at Virginia Tech	21	1-1	1.000	1-1	1.000	0-0	.000	0-5-5	2.9	3	0	0	1	1	0	3	2.5	
Wake Forest	17	3-5	.600	3-4	.750	3-4	.750	0-3-3	2.9	0	0	1	0	0	1	12	3.3	
at Boston College	16	2-3	.667	2-3	.667	0-0	.000	0-0-0	2.7	0	0	0	0	0	3	6	3.5	
Virginia	21	2-3	.667	2-2	1.000	0-0	.000	0-0-0	2.5	1	0	0	1	0	1	6	3.7	
Syracuse																		
at Notre Dame																		
Boston College																		
at North Carolina																		
Virginia Tech																		

CAREER HIGHS

Points

Career: 12 Wake Forest, 2/7/18
 ACC: 12 Wake Forest, 2/7/18

Rebounds

Career: 7 Louisville, 1/24/18
 ACC: 7 Louisville, 1/24/18

Assists

Career: 1 4x, last vs. Wake Forest, 2/7/18
 ACC: 1 3x, last vs. Wake Forest, 2/7/18

Steals

Career: 3 at Boston College, 2/10/18
 ACC: 3 at Boston College, 2/10/18

Blocked Shots

Career: 1 3x, last at Virginia Tech, 2/3/18
 ACC: 1 2x, last at Virginia Tech, 2/3/18

Field Goals

Career: 4 North Florida, 11/25/17
 ACC: 3 Wake Forest, 2/7/18

Field-Goal Attempts

Career: 9 North Florida, 11/25/17
 ACC: 5 Wake Forest, 2/7/18

Free Throws

Career: 3 Wake Forest, 2/7/18
 ACC: 3 Wake Forest, 2/7/18

Free-Throw Attempts

Career: 4 Wake Forest, 2/7/18
 ACC: 4 Wake Forest, 2/7/18

3-Point Field Goals

Career: 3 Wake Forest, 2/7/18
 ACC: 3 Wake Forest, 2/7/18

3-Point Field-Goal Attempts

Career: 4 Wake Forest, 2/7/18
 ACC: 4 Wake Forest, 2/7/18

Minutes

Career: 21 2x, last vs. Virginia, 2/13/18
 ACC: 21 2x, last vs. Virginia, 2/13/18

CAREER STATISTICS

Career Statistics								3-Point				Free Throws				Rebounds				Scoring					
Season	GP	GS	Min.	Avg.	FG	FGA	Pct.	FT	FGA	Pct.	FT	FTA	Pct.	Off.	Def.	Tot.	Avg.	PF	FO	Ast.	TO	Blk	Stl	Pts.	Avg.
2017-18	14	0	175	12.5	18	39	.462	11	19	.579	5	6	.833	15	20	35	2.5	14	0	4	10	3	7	52	3.7



4 LONNIE WALKER IV

Fr. • 6-5 • 204 • Guard

Reading, Pa.

Reading HS

2017-18 HONORS

- ACC Co-Rookie of the Week - Feb. 5
- ACC Co-Rookie of the Week - Jan. 29
- ACC Rookie of the Week - Dec. 11

2017-18 HIGHLIGHTS

- Ranks seventh among all ACC freshmen in scoring (11.3 ppg) and fourth among rookies in ACC play (14.1)
- In conference play, he ranks 20th in conference in scoring (14.1) and ninth in free-throw pct. (.842)
- Averaging 16.9 points and 3.5 rebounds per game and shooting 40.6 percent from 3-point range (28-69) in his 10 starts this season

- Scored 10 points and added five assists in college debut (11/10)
- Left Florida A&M game in first half with left ankle injury (11/16)
- Scored five points in homecoming game in Reading, Pa., against La Salle (11/22)

- Recorded 12 points and five rebounds against Princeton (12/2)
- Made first start against Boston U. (12/5) and had big game, recording career highs in points (26) and rebounds (7); was 9-for-15 from field, including 5-for-7 from 3-point range
- Named ACC Rookie of Week after BU performance (12/11)
- Scored 13 points and grabbed five rebounds at GW (12/16)
- Left Middle Tennessee game in first half with injury (held out in second half for precautionary reasons)
- Scored 16 points and pulled down seven rebounds at Clemson (1/13)
- Hit 5-of-8 3-pointers and scored 19 points with four steals against Duke (1/15)
- Scored 25 points, including game-tying layup with four seconds left in regulation, in OT win over Louisville (1/24)
- Recorded 23 points at Florida State (1/27)

- Named ACC Rookie of Week for second time after UofL/FSU performances (1/29)
- Scored 14 points, including eight in the final 3:22, in win at Virginia Tech (2/3)
- Led team with 19 points and three blocks in win over Wake Forest (2/7)

CAREER HIGHS

Points

Career: 26 Boston University, 12/5/17
ACC: 25 Louisville, 1/24/18

Rebounds

Career: 7 2x, last at Clemson, 1/13/18
ACC: 7 at Clemson, 1/13/18

Assists

Career: 5 2x, last at Florida St., 1/27/18
ACC: 5 at Florida State, 1/27/18

Steals

Career: 4 Duke, 1/15/18
ACC: 4 Duke, 1/15/18

Blocked Shots

Career: 3 Wake Forest, 2/7/18
ACC: 3 Wake Forest, 2/7/18

Field Goals

Career: 9 2x, last vs. Louisville, 1/24/18
ACC: 9 Louisville, 1/24/18

Field-Goal Attempts

Career: 18 Louisville, 1/24/18
ACC: 18 Louisville, 1/24/18

Free Throws

Career: 6 2x, last vs. Wake, 2/7/18
ACC: 6 2x, last vs. Wake, 2/7/18

Free-Throw Attempts

Career: 7 Wake Forest, 2/7/18
ACC: 7 Wake Forest, 2/7/18

3-Point Field Goals

Career: 5 2x, last vs. Duke, 1/15/18
ACC: 5 Duke, 1/15/18

3-Point Field-Goal Attempts

Career: 9 Louisville, 1/24/18
ACC: 9 Louisville, 1/24/18

Minutes

Career: 41 at Florida State, 1/27/18
ACC: 41 at Florida State, 1/27/18

2017-18 GAME-BY-GAME

	GS	Min	FG	Pct	3FG	Pct	FT	Pct	O-D-T	Avg	PF	FO	A	TO	Blk	Stl	Pts	Avg
Gardner-Webb	25	4-5	.800	2-3	.667	0-0	.000	1-1-2	2.0	0	0	5	2	0	0	10	10.0	
Navy	24	3-7	.429	1-5	.200	1-1	1.000	0-2-2	2.0	0	0	1	0	1	1	8	9.0	
Florida A&M	10	2-4	.500	1-2	.500	0-0	.000	0-2-2	2.0	0	0	0	0	0	1	5	7.7	
vs. La Salle	27	2-8	.250	0-4	.000	1-2	.500	1-1-2	2.0	0	0	2	0	0	2	5	7.0	
North Florida	22	2-5	.400	0-1	.000	3-4	.750	0-1-1	1.8	3	0	1	0	0	1	7	7.0	
at Minnesota	19	2-8	.250	1-5	.200	1-2	.500	0-2-2	1.8	1	0	1	0	0	1	6	6.8	
vs. Princeton	20	4-7	.571	3-4	.750	1-2	.500	0-5-5	2.3	0	0	1	2	1	0	12	7.6	
Boston University	* 28	9-15	.600	5-7	.714	3-3	1.000	0-7-7	2.9	2	0	2	4	0	0	26	9.9	
at George Washington	27	6-14	.429	1-7	.143	0-2	.000	2-3-5	3.1	3	0	3	1	1	1	13	10.2	
at Hawai'i	22	3-5	.600	1-3	.333	1-1	1.000	0-1-1	2.9	1	0	1	2	0	2	8	10.0	
vs New Mexico State	18	0-5	.000	0-1	.000	2-3	.667	2-2-4	3.0	3	0	0	0	0	0	2	9.3	
vs Middle Tennessee	5	0-1	.000	0-1	.000	0-0	.000	0-0-0	2.8	0	0	0	1	0	0	0	8.5	
at Pittsburgh	29	2-7	.286	0-2	.000	4-4	1.000	0-0-0	2.5	1	0	1	1	1	1	8	8.5	
at Georgia Tech	23	3-8	.375	0-3	.000	0-1	.000	0-5-5	2.7	2	0	0	2	1	2	6	8.3	
Florida State	* 15	2-5	.400	1-3	.333	0-0	.000	0-0-0	2.5	1	0	0	3	0	1	5	8.1	
at Clemson	* 29	6-16	.375	1-6	.167	3-5	.600	3-4-7	2.8	2	0	1	0	1	1	16	8.6	
Duke	* 33	6-17	.353	5-8	.625	2-2	1.000	0-2-2	2.8	2	0	2	0	0	4	19	9.2	
at NC State	30	4-7	.571	2-4	.500	2-2	1.000	1-1-2	2.7	2	0	1	0	0	2	12	9.3	
Louisville	* 40	9-18	.500	4-9	.444	3-3	1.000	0-4-4	2.8	3	0	3	1	1	2	25	10.2	
at Florida State	* 41	8-15	.533	4-8	.500	3-4	.750	1-3-4	2.9	5	1	5	1	1	0	23	10.8	
Pittsburgh	* 37	4-10	.400	2-8	.250	6-6	1.000	0-5-5	3.0	1	0	3	2	0	0	16	11.0	
at Virginia Tech	* 34	5-15	.333	3-8	.375	1-2	.500	1-2-3	3.0	3	0	3	1	2	2	14	11.2	
Wake Forest	* 36	5-11	.455	3-7	.429	6-7	.857	1-2-3	3.0	2	0	4	2	3	0	19	11.5	
at Boston College	* 20	2-9	.222	0-5	.000	2-2	1.000	0-0-0	2.8	4	0	2	1	0	1	6	11.3	
Virginia	* 31	2-8	.250	0-4	.000	2-2	1.000	0-0-0	2.7	0	0	2	3	0	0	6	11.1	
Syracuse																		
at Notre Dame																		
Boston College																		
at North Carolina																		
Virginia Tech																		

CAREER STATISTICS

Season	GP	GS	Min.	Avg.	FG	FGA	Pct.	3-Point FG	3-Point FGA	3-Point Pct.	Free Throws FT	Free Throws FTA	Free Throws Pct.	Rebounds Off.	Rebounds Def.	Tot.	Avg.	PF	FO	Ast.	TO	Blk	Stl	Scoring Pts.	Avg.
2017-18	25	11	645	25.8	95	230	.413	40	118	.339	47	60	.783	13	55	68	2.7	41	1	44	29	13	25	277	11.1



2017-18 MIAMI BASKETBALL ROSTER

NUMERICAL ROSTER

No.	Name	Yr.	Pos.	Ht.	Wt.	Hometown/Previous School
0	Ja'Quan Newton	Sr.	G	6-3	191	Philadelphia, Pa. / Neumann-Goretti HS
1	Dejan Vasiljevic	So.	G	6-3	203	Melbourne, Australia / Australian Institute of Sport
2	Chris Lykes	Fr.	G	5-7	161	Mitchellville, Md. / Gonzaga College HS
3	Anthony Lawrence II	Jr.	G	6-7	210	St. Petersburg, Fla. / Lakewood Senior HS
4	Lonnie Walker IV	Fr.	G	6-5	204	Reading, Pa. / Reading HS
5	Mike Robinson	Sr.	G	5-10	170	New Britain, Conn. / New Britain HS
10	Miles Wilson^	So.	G	6-5	198	Baltimore, Md. / Mount St. Mary's
11	Bruce Brown Jr.	So.	G	6-5	205	Boston, Mass. / Vermont Academy
14	Rodney Miller Jr.	So.	C	7-0	255	Laurelton, N.Y. / Oak Hill Academy
15	Ebuka Izundu	Jr.	C	6-10	235	Charlotte, N.C. / Victory Christian Center / Nigeria
20	Dewan Huell	So.	F	6-11	236	Miami, Fla. / Miami Norland HS
21	Sam Waardenburg	R-Fr.	F	6-10	217	Henderson, New Zealand / Rangitoto College
22	Deng Gak#	Fr.	F	6-10	195	Sydney, Australia / Blair Academy (N.J.)
35	Chris Stowell	Sr.	F	6-6	208	Exeter, N.H. / Tilton School (N.H.) / Exeter HS

ALPHABETICAL ROSTER

No.	Name	Yr.	Pos.	Ht.	Wt.	Hometown/Previous School
11	Bruce Brown Jr.	So.	G	6-5	205	Boston, Mass. / Vermont Academy
22	Deng Gak#	Fr.	F	6-10	195	Sydney, Australia / Blair Academy (N.J.)
20	Dewan Huell	So.	F	6-11	236	Miami, Fla. / Miami Norland HS
15	Ebuka Izundu	Jr.	C	6-10	235	Charlotte, N.C. / Victory Christian Center / Nigeria
3	Anthony Lawrence II	Jr.	G	6-7	210	St. Petersburg, Fla. / Lakewood Senior HS
2	Chris Lykes	Fr.	G	5-7	161	Mitchellville, Md. / Gonzaga College HS
14	Rodney Miller Jr.	So.	C	7-0	255	Laurelton, N.Y. / Oak Hill Academy
0	Ja'Quan Newton	Sr.	G	6-3	191	Philadelphia, Pa. / Neumann-Goretti HS
5	Mike Robinson	Sr.	G	5-10	170	New Britain, Conn. / New Britain HS
35	Chris Stowell	Sr.	F	6-6	208	Exeter, N.H. / Tilton School (N.H.) / Exeter HS
1	Dejan Vasiljevic	So.	G	6-3	203	Melbourne, Australia / Australian Institute of Sport
21	Sam Waardenburg	R-Fr.	F	6-10	217	Henderson, New Zealand / Rangitoto College
4	Lonnie Walker IV	Fr.	G	6-5	204	Reading, Pa. / Reading HS
10	Miles Wilson^	So.	G	6-5	198	Baltimore, Md. / Mount St. Mary's

^ sitting out 2017-18 season per NCAA transfer regulations

#redshirting 2017-18 season

Head Coach: Jim Larrañaga, Providence '71, seventh season

Associate Head Coach: Chris Caputo, Westfield State (Mass.) '02, seventh season

Assistant Coach: Jamal Brunt, Randolph-Macon '03, third season

Assistant Coach: Adam Fisher, Penn State '06, '09, third season

Director of Operations: Lamont Franklin, UNC Wilmington '97, first season

Strength & Conditioning Coach: Steve Felde, Concordia University (Wis.) '03

Associate Athletic Trainer: Javier Jimenez, Temple '06

Associate Director of Operations: Jeff Dyer, Delaware '14

Player Development Assistant: Chaiison Allen, Northeastern '11

PRONUNCIATION GUIDE

Dewan Huell Duh-WAHN HUE-ull
 Ebuka Izundu ee-BOO-kuh ee-ZOON-du
 Ja'Quan Newton Juh-QUAN
 Chris Stowell Stole
 Dejan Vasiljevic DAY-on Vass-EE-luh-vitch

HC Jim Larrañaga LARE-uh-NAY-guh
 AC Chris Caputo Cuh-POO-toe
 SC Steve Felde FELL-dee
 AT Javier Jimenez Hah-VEE-air Him-EN-ez

CLASS BREAKDOWN

FRESHMEN (4)

Deng Gak
 Chris Lykes
 Sam Waardenburg*
 Lonnie Walker IV
 * - Redshirt

SOPHOMORES (5)

Bruce Brown Jr.
 Dewan Huell
 Rodney Miller Jr.
 Dejan "DJ" Vasiljevic
 Miles Wilson

JUNIORS (2)

Ebuka Izundu
 Anthony Lawrence II

SENIORS (3)

Ja'Quan Newton
 Mike Robinson
 Chris Stowell

GEOGRAPHIC BREAKDOWN

UNITED STATES

Connecticut

Mike Robinson

Florida

Dewan Huell
 Anthony Lawrence II

Maryland

Chris Lykes
 Miles Wilson

Massachusetts

Bruce Brown Jr.

New Hampshire

Chris Stowell

New York

Rodney Miller Jr.

Pennsylvania

Ja'Quan Newton
 Lonnie Walker IV

INTERNATIONAL

Australia

Dejan Vasiljevic
 Deng Gak

New Zealand

Sam Waardenburg

Nigeria

Ebuka Izundu



TV/RADIO ROSTER



0 JA'QUAN NEWTON
Senior • G • 6-3 • 191
Philadelphia, Pa.



1 DEJAN (DJ) VASILJEVIC
Soph. • G • 6-3 • 203
Melbourne, Australia



2 CHRIS LYKES
Freshman • G • 5-7 • 161
Mitchellville, Md.




3 ANTHONY LAWRENCE II
Junior • G • 6-7 • 210
St. Petersburg, Fla.



4 LONNIE WALKER IV
Freshman • G • 6-4 • 204
Reading, Pa.



5 MIKE ROBINSON
Senior • G • 5-10 •
New Britain, Conn.



10 MILES WILSON
Soph. • G • 6-5 • 198
Baltimore, Md.




11 BRUCE BROWN JR.
Soph. • G • 6-5 • 205
Boston, Mass.



14 RODNEY MILLER JR.
Soph. • C • 7-0 • 255
Laurelton, N.Y.



15 EBUKA IZUNDU
Junior • C • 6-10 • 235
Charlotte, N.C.




20 DEWAN HUELL
Soph. • C • 6-11 • 236
Miami, Fla.



21 SAM WAARDENBURG
R-Freshman • F • 6-10 • 217
Henderson, New Zealand



22 DENG GAK
Freshman • F • 6-10 • 195
Sydney, Australia



35 CHRIS STOWELL
Senior • F • 6-6 • 208
Exeter, N.H.




JIM LARRAÑAGA
Head Coach



CHRIS CAPUTO
Associate Head Coach



JAMAL BRUNT
Assistant Coach



ADAM FISHER
Assistant Coach