



CONTACT: Amy (Woodruff) LaBrie, Associate Communications Director
 O: (305) 284-3241 | C: (813) 410-1194
 LaBrie@miami.edu | @CanesHoops

2015-16 SCHEDULE

DATE	OPPONENT	RADIO	TV	TIME
Nov. 13	UT Rio Grande Valley	\$	ESPN3	W, 86-59
Nov. 16	Louisiana	^	RSN	W, 93-77
Puerto Rico Tip-Off				
Nov. 19	vs. Mississippi State	^	ESPN2	W, 105-79
Nov. 20	vs. No. 16 Utah	\$	ESPNU	W, 90-66
Nov. 22	vs. No. 22/20 Butler	\$	ESPN2	W, 85-75
Nov. 27	[15/19] Northeastern	^	ESPN3	L, 77-78
Dec. 1	[21] at Nebraska	^	ESPNU	W, 77-72OT
Dec. 5	[21] Charlotte	\$	ESPN3	W, 88-60
Dec. 8	[17/20] RV Florida	^	ESPN2	W, 66-55
Dec. 19	[15/19] Co. of Charleston	^	FS South	W, 85-63
Dec. 22	[13/16] at La Salle	^	CBS SN	W, 95-49
Dec. 29	[13/15] Princeton	^	ESPN3	W, 76-64
Jan. 2	[13/15] Syracuse	\$	ACCN	W, 64-51
Jan. 9	[12/11] Florida State	\$	ESPN2	W, 72-59
Jan. 12	[8/9] at #13/11 Virginia	\$	ESPNU	L, 58-66
Jan. 16	[8/9] at Clemson	\$	ACCN	L, 65-76
Jan. 20	[15/14] at Boston College	\$	RSN	W, 67-53
Jan. 23	[15/14] Wake Forest	\$	ACCN	W, 77-63
Jan. 25	[15/13] No. 24/20 Duke	\$	ESPN	W, 80-69
Jan. 30	[15/13] at RV NC State	\$	ACCN	L, 69-85
Feb. 3	[17/15] RV Notre Dame	\$	ESPN2	W, 79-70
Feb. 7	[17/15] at Georgia Tech	\$	ESPNU	W, 75-68
Feb. 9	[12/11] -/RV Pittsburgh	^	ESPNU	7 p.m.
Feb. 14	[12/11] at Florida State	\$	ESPNU	6:30 p.m.
Feb. 17	Virginia Tech	\$	RSN	9 p.m.
Feb. 20	at No. 9/8 North Carolina	\$	CBS	1 p.m.
Feb. 22	No. 7 Virginia	\$	ESPN	7 p.m.
Feb. 27	No. 13/- Louisville	^	ACCN	2 p.m.
March 2	at RV Notre Dame	\$	ESPN2	7 p.m.
March 5	at Virginia Tech	\$	ACCN	4 p.m.
ACC Tournament, Washington, D.C.				
March 8-12			ESPN/E2/EU	

Game times listed in ET and subject to change.
 Home games played in the BankUnited Center
 [] Miami's AP / USA TODAY ranking
 RSN - Regional Sports Network ACCN - ACC Network
 \$ 560 WQAM Radio ^ WHIM 1080 Radio
 All ACC games on ESPN will also be available on WatchESPN
 All ACC games on ACCN or RSN will also be available on ESPN3

MIAMI HISTORY & RECORDS

The Canes' stats, notes and almanac are online at:
<http://goacan.es/mbbnotes>.



12/11 MIAMI HURRICANES	-/RV PITTSBURGH PANTHERS
18-4 (7-3)	17-5 (6-4)
LEADERS Points per Game Sheldon McClellan, 16.4 Ja'Quan Newton, 12.0	LEADERS Points per Game Michael Young, 16.8 Jamel Artis, 15.5
Rebounds per Game Tonye Jekiri, 9.8	Rebounds per Game Michael Young, 6.9
Assists per Game Angel Rodriguez, 4.2	Assists per Game James Robinson, 5.3

SETTING THE SCENE

Feb. 9, 2016 | 7 p.m.
 BankUnited Center | Coral Gables, Fla.

TV: ESPNU
 Radio: WHIM 1080 | Sirius 132
 Web: ESPN3

Coach Jim Larrañaga ranks in the top 60 on the list of winningest coaches all-time, and top 15 amongst active coaches vs. major schools. After leading Miami to the 2013 NCAA Sweet 16 and winning the school's first ACC regular season and tournament championships, Larrañaga was honored as the AP, Naismith, USBWA Henry Iba, Adolph Rupp Cup and ACC Coach of the Year.



THE GAME

No. 12/11 Miami returns to the BankUnited Center Feb. 9 to face off against Pittsburgh at 7 p.m.

THE BROADCASTS

Catch the game on Super Tuesday Presented by Hotels.com on ESPNU with Mike Couzens and Len Elmore on the call. Also check out the game on WHIM 1080 radio with Joe Zagacki, the Voice of the Hurricanes.

THE COACH

Head coach Jim Larrañaga has a 579-387 overall record in his 32nd season as a head coach. He is 109-53 in his fifth season at the University of Miami, with a 48-32 mark in ACC play.

THE POLLS (as of Feb. 8)

AP: Miami - 12, Pittsburgh - NR USA TODAY: Miami - 11, Pittsburgh - RV
 KenPom.com: Miami - 12, Pittsburgh - 55 NCAA RPI: Miami - 14, Pittsburgh - 44
 Miami's 12-consecutive weeks in the polls tie the school record from 2001-02.
 UM has been ranked in the AP's top 15 nine weeks this season, one short of the school record 1959-60 season, and tying the 2012-13 season.
 The Canes are ranked 12-or-better in the AP for the third time this season, 10th time under Coach L, 14th time since 1985-86 and 21st time since 1959-60.

THE WEATHER

Game day temperatures: Coral Gables - 68/52; Pittsburgh, Pa. - 35/22.

THE SERIES

Miami is 17-18 in the all-time series against Pittsburgh, which dates back to the 1947-48 season. The Canes are 10-7 at home against the Panthers, 6-10 on the road and 1-1 at neutral sites. UM is 1-1 under Coach L. Miami won the last matchup with Pittsburgh, defeating the Panthers, 67-63, on Mar. 4, 2015 at the Peterson Events Center in Pittsburgh, Pa.

THE NOTE

Senior guard Sheldon McClellan has posted the eighth-best shooting percentage (52.7%) in the country among guards, and has the top shooting percentage among guards in the ACC, according to stats on NCAA.org on Feb. 7. McClellan's 2-point shooting percentage is 61.9 percent this season.
 McClellan is currently on three national player of the year watch lists: Naismith Trophy Men's College Player of the Year, Oscar Robertson Trophy for Men's National Player of the Year and Jerry West Shooting Guard of the Year Award.

CANES IN THE POLLS IN 2015-16

	AP	USA TODAY	NCAA RPI
Preseason	RV (48)	RV (11)	
11/16	RV (37)	RV (2)	
11/23	15	19	
11/30	21	21	
12/7	17	20	36
12/14	15	19	33
12/21	13	16	16
12/28	13	15	16
1/4	12	11	15
1/11	8	9	15
1/18	15	14	17
1/25	15	13	14
2/1	17	15	16
2/8	12	11	14

MIAMI IN THE AP POLL

Current streak	All-Time Top 15	Top 25
12 weeks*	34	65

*school record is 12-straight weeks in 2001-02

2015-16 ROSTER

NAME	YR.	POS.	HT.	WT.	HOMETOWN PREVIOUS SCHOOL (S)
0 Ja'Quan Newton	So.	G	6-2	180	Philadelphia, Pa. / Neumann-Goretti HS
Knack for getting into the lane off the dribble ... Improved defensively over the summer ... Reserve point guard.					
3 Anthony Lawrence, Jr.	Fr.	G	6-7	210	St. Petersburg, Fla. / Lakewood Senior
Athletic and can attack the basket with authority ... Son of a high school coach ... PG in high school, small forward at Miami.					
5 Davon Reed	Jr.	G	6-6	210	Ewing, N.J. / Princeton Day School (N.J.)
2015 NIT All-Tournament Team ... Can knock down a three or take it to the rim with authority ... Guards multiple positions.					
10 Sheldon McClellan	RSr.	G	6-5	200	Houston, Texas / Texas / Bellaire
Jerry West Award, Naismith Trophy and Robertson Trophy watch lists ... 2015 NIT All-Tournament Team ... 2015 ACSMA All-ACC H.M.					
12 James Palmer	So.	G	6-5	202	Washington, D.C. / St. John's College HS
Can play positions 1-4 ... Good pull-up jumper and can make 3-pointers ... Knocked down 5-of-5 3-point attempts at Virginia Tech in 2015.					
13 Angel Rodriguez	RSr.	G	5-11	185	Cupey, P.R. / Kansas State / Dr. Krop HS
Puerto Rico Tip-Off MVP ... 2015 ACSMA All-ACC H.M. ... Floor general ... Vocal and physical leader.					
15 Ebuka Izundu	Fr.	C	6-10	210	Charlotte, N.C. / Victory Christian Center / Nigeria
6-foot-10-inches tall, with 7-3 wingspan ... Great touch around the basket ... Moved to U.S. in 2013 to pursue basketball career.					
20 Mike Robinson	Fr.	G	5-10	170	New Britain, Conn. / New Britain HS
Team's student manager turned walk on ... Played basketball, football and was on track team in high school ... Good quickness.					
21 Kamari Murphy	RJr.	F	6-8	220	Brooklyn, N.Y. / Oklahoma State / IMG / Lincoln HS
Explosive athlete with pogo-stick type hops ... Takes pride in defense ... Can guard positions 1-5 ... Great straight-line driver.					
23 Tonye Jekiri	Sr.	C	7-0	248	Hialeah, Fla. / Champagnat Catholic School / Nigeria
ACC Player of the Week, Nov. 23 ... Led league with 10.9 rebounds in ACC games and 9.9 rpg in all games, 2015 ... ACC All-Defensive Team.					
33 Ivan Cruz Uceda	Sr.	F	6-10	217	Madrid, Spain / Harcum College (Pa.)
Transformed body losing 20 pounds and dropping body fat from 24% to 9% in summer of 2015 ... Inside-outside player ... Great shooter.					
35 Chris Stowell	So.	F	6-6	190	Exeter, N.H. / Tilton School (N.H.) / Exeter HS
Walk on with good athleticism ... Continuously improving his strength ... Speaks English, Spanish, some Italian, Russian, Chinese & Hebrew.					

REDSHIRT (Will sit 2015-16 season after transferring from San Jose State)

1 Rashad Muhammad*	Jr.	G	6-6	160	Las Vegas, Nev. / San Jose State / Bishop Gorman HS
Big-time scorer with deep range ... Led SJSU in scoring two-straight seasons, 13.9 ppg as a sophomore and 13.2 ppg as a rookie.					

LARRAÑAGA BY THE NUMBERS

5 - Coach Jim Larrañaga is one of five ACC coaches with a Final Four appearance to his credit. In 2006, Larrañaga became the first coach at a mid-major school to take his team to the NCAA Final Four in 27 years.

6 - In 31 years of coaching, Jim Larrañaga has a winning record in the NCAA Tournament, a 7-5 mark in six appearances.

7 - Larrañaga is no stranger to the ACC. In his seven seasons as an assistant coach at Virginia, the Cavaliers participated in the NCAA Final Four in 1981 and 1984, won three ACC Championships and finished in the Top 5 of the rankings.

10 - The 2015-16 marks the 10th anniversary of Larrañaga's Cinderella run to the 2006 NCAA Final Four with George Mason. Both associate head coach Chris Caputo and director of operations James Johnson were on that GMU staff.

15 - Larrañaga has made 15 postseason appearances in the past 26 years, including six NCAA tournaments.

32 - Larrañaga is in his 32nd year as a head coach and has successfully transitioned three institutions into successful programs: Miami, Bowling Green and George Mason.

500 - Coach L is one of five ACC coaches with 500 or more wins.

LARRAÑAGA - WHY MIAMI?

Along with returning to the best basketball conference in the country, Coach L had a few personal reasons for accepting the head coaching job at Miami. Coach's grandfather was from Cuba, where he produced the Larrañaga [lare-en-YAH-ga] cigar. Coach's father was raised in Key West before moving to The Bronx, N.Y., getting married and raising six children. Coach L was raised in The Bronx, but vacationed to Florida as a boy. He also has owned a house in Sarasota - which he bought from Dick Vitale's daughter - and three of his siblings have retired to Florida.

LAST TIME OUT - #17/15 MIAMI 75, GEORGIA TECH 68

With Miami clinging to a three-point lead and the shot clock running down, Ja'Quan Newton had no choice except to throw up a towering shot from the corner with a Georgia Tech player right in his face. Nothing but net. Sheldon McClellan scored 22 points, but Newton's 3-pointer while falling out of bounds was the shot that carried the 17th-ranked Hurricanes to a 75-68 victory over hard-luck Georgia Tech on Sunday. "That was the play we run at end of the shot clock," coach Jim Larrañaga quipped, trying to hold back a smile. "Sometimes, you've got to be good. Sometimes, you've got to be lucky. In that particular case, he was both." Georgia Tech's players couldn't believe the shot went in. Especially Charles Mitchell, who ran at Newton right as he launched it with 1:49 remaining. "I was basically hugging and kissing him," Mitchell said, shaking his head. "Plays like that, they're just pure luck." In a game that was tight all the way, the Hurricanes (18-4, 7-3 Atlantic Coast Conference) needed a shot like that to hold on for their fifth win in six games. Newton's basket made it 66-60, and Georgia Tech didn't get closer than four points the rest of the game. "It was the dagger," Newton said. Georgia Tech (12-11, 2-8) lost another tight one in the ACC, keeping the heat on embattled coach Brian Gregory. All eight of its conference defeats have been by less than 10 points, little consolation to a program that has struggled throughout Gregory's five-year tenure. Marcus Georges-Hunt scored 19 points to lead the Yellow Jackets before a sparse crowd at McCamish Pavilion. Miami made nine straight free throws in the final minute to seal their second ACC road win. "Every time you win on the road in the ACC, it's a good win," McClellan said. "No matter who it's against." The margin was never more than seven points, but Miami tenaciously led throughout the second half after being up 33-32 at the break. The Yellow Jackets came in as one of the nation's top rebounding teams, but Miami held its own in the lane. Georgia Tech managed just a 31-30 edge on the boards and got little production out of its big men, tumbling to its sixth loss in seven games. Nick Jacobs and Charles Mitchell were held to eight points apiece. Davon Reed had 15 points for Miami, while Newton finished with 14 and Kamari Murphy chipped in 10. The Hurricanes connected on 15 of 21 at the free throw line, making all but two of 14 attempts in the second half. McClellan kept up his trend of getting stronger as the game goes on, scoring 13 points over the final 20 minutes.

UNSELFISH STAR - McClellan is Miami's undisputed leader, but he sure doesn't act like it. The senior guard took only nine shots, fewer than two of his teammates. He made seven. "He just doesn't know how good he is," Larrañaga said. "If I shot as well as him, I'd take 20 shots."

PRONUNCIATIONS

Players		
33 Ivan Cruz Uceda	E-von	Cruise Ew-say-duh
15 Ebuka Izundu	E-boo-	kuh E-zoon-do
23 Tonye Jekiri	Tahn-yay	Jah-kEEr-EE
21 Kamari Murphy	Kuh-mar-	EE
0 Ja'Quan Newton	Juh-Quan	
5 Davon Reed	Day-von	
35 Chris Stowell	Stole	

Coaches

Jim Larrañaga	LARE-uh-NAY-guh
Chris Caputo	Ca-poo-toe

Locations

Cupey, P.R.	kew-pay
Champagnat School	schomp-un-yaht

CLASS BREAKDOWN

Seniors	Ivan Cruz Uceda, Tonye Jekiri, Sheldon McClellan, Angel Rodriguez
Juniors	Kamari Murphy, Davon Reed, Rashad Muhammad (RS)
Sophomores	Ja'Quan Newton, James Palmer, Chris Stowell
Freshmen	Ebuka Izundu, Anthony Lawrence, Mike Robinson

GEOGRAPHIC BREAKDOWN

Nigeria	Tonye Jekiri Ebuka Izundu
Puerto Rico	Angel Rodriguez
Spain	Ivan Cruz Uceda
United States	
Connecticut	Mike Robinson
Florida	Anthony Lawrence, Jr.
Nevada	Rashad Muhammad
New Hampshire	Chris Stowell
New Jersey	Davon Reed
New York	Kamari Murphy
Pennsylvania	Ja'Quan Newton
Texas	Sheldon McClellan
Washington, D.C.	James Palmer

PRESEASON

October 2015

1. North Carolina	Louisville	8-2	19-4
2. Virginia	North Carolina	8-2	19-4
3. Duke	Virginia	8-3	19-4
4. Notre Dame	Miami	7-3	18-4
5. Miami	Notre Dame	7-4	16-7
6. Florida State	Clemson	7-4	14-9
7. Louisville	Pitt	6-4	17-5
8. NC State	Duke	6-4	17-6
9. Syracuse	Florida State	6-5	16-7
10. Pitt	Syracuse	6-5	16-8
11. Wake Forest	Virginia Tech	5-6	13-11
12. Clemson	Georgia Tech	2-8	12-11
13. Georgia Tech	NC State	2-9	12-12
14. Virginia Tech	Wake Forest	1-10	10-13
15. Boston College	Boston College	0-10	7-16

ACC RANKINGS

Feb. 8, 2016

SERIES VS. PITTSBURGH

Overall	Pittsburgh leads 18-17
Games at Miami	10-7
Games at Pittsburgh	6-10
Games on neutral courts	1-1
Current streak	Miami won 1
Last meeting	Mar. 4, 2015, W, 67-63
Last Miami win	Mar. 4, 2015, 67-63
Last Pittsburgh win	Feb. 5, 2014, 59-55 (OT)
Larrañaga at UM vs. Pittsburgh	1-1
Larrañaga all-time vs. Pittsburgh	1-2

MIAMI AS A RANKED TEAM VS. OPPONENTS

Ranked by either or both polls

WHILE RANKED IN TOP 25 ALL-TIME

Overall	92-39
Overtime + 2OT	5-1
Single Overtime	4-1
Double Overtime	1-0

WHILE RANKED SINCE REBIRTH (1985-86)

Overall	74-33
Overtime + 2OT	3-1
Single Overtime	2-1
Double Overtime	1-0

WHILE RANKED SINCE JOINING ACC ('04-05)

Overall	44-19
Overtime + 2OT	1-1
Single Overtime	1-1
Double Overtime	0-0
In top 5	12-4
In top 15 (in at least one poll)	25-9

WHILE RANKED UNDER COACH L

Overall	33-12
Overtime + 2OT	1-0
Single Overtime	1-0
Double Overtime	0-0
In top 5	12-4
In top 15 (in at least one poll)	25-9

EYEING MILESTONES - UM RECORD BOOK

Career Blocks

1. Contantin Popa, 1991-95	263
7. Dennis Burns, 1985-89	123
8. Tonye Jekiri, 2012-p	118

Career Rebounds

7. Reggie Johnson, 2009-13	842
8. Anthony King, 2003-08	824
9. Tonye Jekiri, 2012-p	817

20-POINT GAMES IN 2015-16

- 27 - Sheldon McClellan vs. #16 Utah, 11-20-15
- 24 - Sheldon McClellan vs. Florida, 12-8-15
- 22 - Sheldon McClellan at Georgia Tech, 2-7-16
- 22 - Sheldon McClellan vs. Syracuse, 1-2-16
- 21 - Sheldon McClellan vs. #24/20 Duke, 1-25-16
- 21 - Sheldon McClellan vs. Florida State, 1-9-16
- 20 - Tonye Jekiri vs. #16 Utah, 11-20-15
- 20 - Ja'Quan Newton vs. Charleston, 12-19-15
- 20 - Ivan Cruz Uceda at La Salle, 12-22-15

DOUBLE-DOUBLES IN 2015-16

Tonye Jekiri

- 20p, 12r - vs #16 Utah, 11-20-15
- 12p, 12r - vs. #22/20 Butler, 11-22-15
- 10p, 14r - at La Salle, 12-22-15

Angel Rodriguez

- 13p, 11a - vs. Duke, 1-25-16

LUCKY SEVENS IN ACC PLAY

Just 10 games into the league schedule, Miami has already won seven games in ACC play. In five seasons under Coach Jim Larrañaga, the Canes have won seven-or-more ACC games each season. Prior to the arrival of Coach L, Miami had eight wins or more in only one campaign, when UM was 8-8 in 2007-08.

MCCLELLAN MOST EFFICIENT PLAYER IN THE ACC

Senior Sheldon McClellan is the most efficient player in the ACC and No. 8 in the nation, according to KenPom.com. He is also No. 1 in the nation among players with 20 percent-or-more possessions used. In two games last week, he hit 80 percent (12-15) of his shots from the field, was 4-of-4 from three and 6-of-8 at the line. At Georgia Tech, he posted his sixth 20-point game of the season. Miami is 6-0 when McClellan scores 20 points or more.

PARITY AND WINNING ON THE ROAD IN THE ACC

Through games on Feb. 7, the ACC home record of an unranked team playing a ranked team is 10-15. Seven teams have been ranked at least two weeks during conference season; each have lost at least once as a ranked team on the road at an unranked team.

Home teams' overall winning percentage in conference play is 63.3 percent, the ninth-highest in D-I (32 conferences). No team is undefeated on the road, and only Louisville has just one loss (plays at Duke Monday).

CANES 10TH IN NATION IN FT PERCENTAGE

Miami has connected on 385-of-506 (76.1%) shots at the free throw line, while opponents have just 377 attempts at the charity stripe. UM averages 17.5 points per game at the line, and has posted a +12.4 scoring margin overall this season. Miami ranks 10th in the nation in free throw percentage. The Canes have drawn 433 fouls, while committing only 375, which ranks UM No. 11 in the country in fewest fouls.

NEWTON BEST SIXTH MAN IN THE COUNTRY

Dick Vitale has lauded Miami sophomore Ja'Quan Newton as the "best sixth man in the country." Newton has immensely improved his stats from last year, and has scored in double digits 18 times this season.

	GP	PPG	FG%	3FG	FT%	10+Pts	Reb	Ast	MPG	Stl
2015-16	22	12.0	49.4	9/23	75.2	18	59	58	22.5	22
2014-15	34	4.0	40.5	4/10	64.1	4	43	47	13.5	8

In Miami's seven ACC victories Newton has averaged 14.0 points and 2.6 assists per game, hitting 54.7 percent from the field. In the Canes' three losses he has put up 8.0 points and 1.3 assists per outing, knocking down only 30.8 percent of his shots.

JEKIRI ON THE BOARDS

In 126 games at Miami senior Tonye Jekiri has grabbed 817 rebounds, ninth-most in Miami history. He has improved his rebounds per game from 1.6 as a rookie to 9.8 as a senior. He also has grabbed double-digit rebounds in 36 games over the past two seasons (59 games played), after doing so just three times in his first 67 outings.

Year	GP	RPG	High	10+	12+	Year	GP	RPG	High	10+	12+	
2015-16	22	9.8	17	14x	8x	1x	2013-14	33	5.5	13	3x	2x
2014-15	37	9.9	17	21x	12x	7x	2012-13	34	1.6	5	--	--

MCCLELLAN IN THE SECOND HALF

In both his junior and senior campaigns at Miami, Sheldon McClellan has picked up his scoring in the second half of games.

2015-16	PPG	FG%	3FG%	FT%	ACC: PPG	FG%	3FG%	FT%
1st	6.8	50.0	31.7	83.9	6.4	50.0	27.8	75.0
2nd	9.6	57.5	48.8	87.5	11.2	54.4	37.5	87.2
2014-15	2014-15 ACC							
1st	5.7	43.1	27.6	78.0	5.6	40.5	31.0	86.4
2nd	8.6	53.7	44.3	83.9	8.1	52.1	38.2	81.4

THE BUC IS SOLD OUT

In just his fifth season in Coral Gables, Jim Larrañaga and Miami have SOLD OUT the season ticket allotment for all home games this year at the BankUnited Center. This is the first time in Miami athletics history a team has sold out their season. Due to the season ticket sales, seats are not available on a single-game basis. In Coach Larrañaga's fifth season at The U, fans have bought 5,500 season tickets, more than doubling the total number of season tickets sold in his first season in Coral Gables. When Coach L began his reign in Miami, fans bought 2,251 season tickets for the 2011-12 campaign. After a record-breaking season on the court in 2012-13, season tickets peaked at 3,674 for 2013-14.

Season Tickets per Year

2015-16: 5,500	2014-15: 3,427	2013-14: 3,674	2012-13: 2,372	2011-12: 2,251
----------------	----------------	----------------	----------------	----------------

UM SINCE JOINING THE ACC IN 2004-05

Season	Overall	ACC	ACC W-L	Rank/Seed	ACC T	Post Season
2004-05	16-13	7-9	t6 / 6	0-1	NIT	0-1
2005-06	18-16	7-9	t7 / 8	1-1	NIT	2-1
2006-07	12-20	4-12	12 / 12	1-1		
2007-08	23-11	8-8	t5 / 5	1-1	NCAA	1-1
2008-09	19-13	7-9	t7 / 9	0-1	NIT	1-1
2009-10	20-13	4-12	12 / 12	2-1		
2010-11	21-15	6-10	9 / 9	1-1	NIT	2-1
2011-12	20-13	9-7	t4 / 6	1-1	NIT	1-1
2012-13	29-7	15-3	1 / 1	3-0	NCAA	2-1
2013-14	17-16	7-11	10 / 10	1-1		
2014-15	25-13	10-8	6 / 6	1-1	NIT	4-1
2015-16	18-4	7-3				

SINCE THE ARRIVAL OF COACH L IN 2011-12 ...

(only includes teams while in the ACC, not with previous conference affiliations)

(AS OF 2014-15 STATS)

- Miami won ACC regular season and ACC tournament championships in 2013.
- Miami has 29 overall road wins, the most in the conference, leading 28 from North Carolina and Virginia and 26 from Duke.
- Miami has posted a 7-5 combined record against Duke (3-2) and North Carolina (4-3).
- Miami has the fourth-most ACC wins (41) in league play, behind Duke (55), Virginia (52) and North Carolina (50).
- Miami has the fourth-most ACC road wins (19) in league play, behind Duke (24), North Carolina (23) and Virginia (21).
- Miami is tied for the fourth-most ACC home wins (22), behind Duke and Virginia (31), North Carolina (27) and tied with Florida State and NC State (22).
- Miami is one of four schools with six or more wins in the ACC Tournament: North Carolina 7, NC State 7, Miami 6, Florida State 6.
- Miami is one of six ACC schools with a winning record in the NCAA tournament: Duke, Louisville, Miami, North Carolina, NC State, Notre Dame.
- Miami's seeds in the ACC Tournament have been No. 1, No. 6 (2x) and No. 10.
- Miami is one of 10 ACC teams to make an NCAA tournament appearance.
- Miami played in the championship game of the NIT in 2015.
- One ACC Coach of the Year, one ACC Player of the Year, ACC Defensive Player of the Year, one ACC Tournament MVP, four ACC All-Tournament, one first-team All-ACC, one second-team All-ACC, three third-team All-ACC, five honorable mention All-ACC, one ACC All-Rookie Team and four ACC All-Defensive Team selections.
- Miami has the most lopsided win over Duke (27 points) and second-most lopsided wins over Boston College (27 points), North Carolina (26 points) and Florida State (24 points) of any ACC team.
- Miami has won eight ACC games by 20 or more points: Boston College (27, 22, 22 and 21), Duke (27), North Carolina (26), Florida State (24) and Virginia Tech (24).

IN THE FOUR YEARS PRIOR TO THE ARRIVAL OF COACH L (2007-11) ...

- Miami posted the ninth-most ACC wins (25) in the league, ahead of NC State (20), Virginia (21) and Georgia Tech (21).
- Miami recorded 83 overall wins, tied for sixth-most in the ACC.
- Miami's seeds in the ACC Tournament were No. 5, No. 9 (2x) and No. 12.
- Miami was 1-12 combined against Duke and UNC.
- Miami had one first-team All-ACC, one third-team All-ACC, one honorable mention All-ACC, one ACC All-Rookie Team and one ACC Tournament Team selection.

UM COMMUNICATIONS

MBB Contact Amy (Woodruff) LaBrie
Associate Director of Communications
Work/Cell (305) 284-3241 / (813) 410-1194
E-mail LaBrie@miami.edu
Ass't AD for Communications Tom Symonds
Website www.HurricaneSports.com

2015-16 UM QUICK FACTS

Location Coral Gables, Fla.
Stadium BankUnited Center
Press Row 305-284-2111
Capacity 7,972
Enrollment 16,188
Founded 1925
Colors Orange, Green, White
Nickname Hurricanes
Mascot Sebastian the Ibis
Conference Atlantic Coast
President Dr. Julio Frenk
Director of Athletics Blake James
Address 5821 San Amaro Drive
Coral Gables, FL 33146

2014-15 Overall Record 25-13
Home/Away/Neutral 12-6 / 8-4 / 5-3
2014-15 ACC Record / Finish 10-8 / t-6th
Scholarship Players Returning / Lost 7 / 3
Newcomers 3

Head Coach Jim Larrañaga
Alma Mater Providence, 1971
Record at UM 109-53 / 5th season
Overall Record 579-387 / 32nd season

Chris Caputo Westfield (Mass.) State, '02
Jamal Brunt Randolph-Macon, '03
Adam Fisher Penn State, '06, '09
James Johnson Director of Operations
Jaime Vathielil Assoc. Director of Operations
Jason Robey Athletic Trainer
Steve Felde Strength & Conditioning Coach

HISTORY

First Season of Basketball 1926
Overall All-Time Record 981-723
Year UM Joined ACC 2004-05
NCAA Appearances Seven (6-7)
1960, 1998, 1999, 2000, 2002, 2008, 2013
Last NCAA Appearance L, 71-61
Sweet 16 vs. Marquette, 2013
NIT Appearances 12 (11-12)
1961, 1963, 1964, 1995, 1997,
2001, 2005, 2006, 2009, 2011, 2015
Last NIT Appearance (2011) L, 66-64 (ot)
Championship vs. Stanford, 2015

COMMUNICATIONS POLICIES

All interview requests for assistant coaches or athletics department staff members must be approved and cleared by Amy (Woodruff) LaBrie in the UM Communications office. Credential requests are taken via e-mail to LaBrie (LaBrie@miami.edu). Any misuse of credentials will result in removal from the BankUnited Center and the permanent voiding of the credential. The UM locker room is closed at all times. For home games, Coach L and at least one Hurricane player will report to the media room for interviews following the opposing team's press conference.

QUICK HITS

- Miami is 15-2 this season in games decided by 10-or-more points, and Coach L is 65-19 all-time at Miami in games decided by more than 10 points.
- Miami's bench has scored 25.0 points per game, including 50 against Mississippi State, 47 at La Salle, 39 vs. Charleston and 35 vs. Charlotte.
- The Canes have scored 32.7 points per game in the paint, including 50 paint points against Northeastern and La Salle, and 46 against Mississippi State.
- Five Hurricanes are averaging at least 8.0 points per game.
- Five Canes pull down at least 3.0 rebounds per game.
- Six players are averaging at least 21.0 minutes per game.
- Nine of 10 scholarship players are shooting better than 40 percent from the field.
- Every scholarship Cane has scored 10+ points in at least one game.

WHAT'S TRENDING - INDIVIDUALLY

- Ja'Quan Newton has scored double-digit points in 18 games after only scoring 10+ in four games as a rookie. He has already scored 264 points as a sophomore, after tallying 135 points in 34 games a season ago. Newton has at least two assists in 16 games and five-or-more assists in four times.
- After scoring four points in seven ACC appearances (39 total minutes), Anthony Lawrence, Jr. notched 18 points vs. Notre Dame in 21 minutes.
- Davon Reed has a steal in nine of the last 11 outings. He has grabbed at least three rebounds in every game but three. Reed has knocked down a 3-pointer in 12 games and hit multiple threes in seven outings.
- Sheldon McClellan has scored 20+ points in six outings and 14+ points in 17 games. He has scored 12+ in every ACC game, and 20+ in four outings.
- Angel Rodriguez has knocked down a 3-pointer in every game but seven and has hit multiple shots from long range 10 times. He has scored in double digits in 15 games, and notched four-or-more assists in 14 outings. He has made a free throw in every game but two.
- Kamari Murphy has at least one block in 11 of the last 17 games. He has grabbed at least five rebounds in 12 of the past 17 outings.
- Tonye Jekiri has pulled down at least 10 rebounds in 14 games, including eight games with 12-or-more. He has 10+ rebounds in six of the last nine outings. Jekiri has four-or-more offensive rebounds in four of the last seven games.
- Ivan Cruz Uceda has knocked down at least one 3-pointer in every game except seven outings. He has hit multiple 3-pointers in nine games. He has a rebound in every game but four.

IN ACC GAMES

- Ja'Quan Newton has scored in double digits in eight of 10 games. He has an assist in every game, and multiple assists in seven games. He has grabbed four-plus rebounds in six games. He has shot better than 40 percent in all but two games - at Clemson and NC State.
- Anthony Lawrence, Jr. has recorded at least one block in three-straight games.
- Davon Reed has grabbed four-or-more rebounds in eight outings. He has a steal in eight of the last nine games.
- Sheldon McClellan has scored 12+ in all eight ACC outings. He has an assist in eight games and multiple handouts in six outings. He has a steal in six games, with three in three outings. McClellan has hit four-or-more free throws in seven games.
- Angel Rodriguez has 28 assists combined in the past four games. He has three-or-more assists in eight outings. Rodriguez has five-plus steals twice.
- Kamari Murphy has grabbed five-or-more rebounds in six games.
- Tonye Jekiri grabbed double-digit rebounds six times and blocked a shot in four of the last seven games. Jekiri has played at least 27 minutes in all 10 league games.

DOUBLE-DOUBLES

Tonye Jekiri
12p, 10r - vs Providence, 12-22-14
13p, 15r - Boston College, 01-10-15
10p, 10r - at #4/4 Duke, 01-13-15
13p, 15r - at Syracuse, 01-24-15
10p, 10r - #9/8 Louisville 02-03-15
12p, 15r - at Boston College, 02-16-15
15p, 15r - Virginia Tech, 02-18-15
13p, 15r - at #12 Louisville, 02-21-15
12p, 11r - Florida State, 02-25-15
10p, 11r - at Pittsburgh, 03-04-15
11p, 11r - vs. Notre Dame, 03-12-15
20p, 12r - vs #16 Utah, 11-20-15
12p, 12r - vs. #22/20 Butler, 11-22-15
10p, 14r - at La Salle, 12-22-15
Sheldon McClellan
31p, 11r - at Charlotte, 11-25-14
16p, 10r - NC State, 01-22-15
16p, 11r - vs. Temple, 03-31-15
Davon Reed
10p, 12r - at Richmond, 03-24-15
Angel Rodriguez
13p, 11a - vs. #24/20 Duke, 1-25-16

20-POINT GAMES BY CURRENT PLAYERS

31 - Sheldon McClellan at Charlotte, 11-25-14
27 - Sheldon McClellan vs. #16 Utah, 11-20-15
25 - Angel Rodriguez vs Florida State, 2-25-15
25 - Angel Rodriguez vs #3 Virginia, 1-3-15
24 - Sheldon McClellan vs. Florida, 12-15-15
24 - Sheldon McClellan at Boston College, 2-16-15
24 - Angel Rodriguez at #4 Duke, 1-13-15
24 - Angel Rodriguez at #8/7 Florida, 11-17-14
22 - Sheldon McClellan at Georgia Tech, 2-7-16
22 - Sheldon McClellan vs. Syracuse, 1-2-16
21 - Sheldon McClellan vs. #24/20 Duke, 1-25-16
21 - Sheldon McClellan vs. Florida State, 1-9-16
21 - Sheldon McClellan vs Virginia Tech, 2-18-15
20 - Tonye Jekiri vs. #16 Utah, 11-20-15
20 - Sheldon McClellan at Pittsburgh, 3-4-15
20 - Ja'Quan Newton vs. Co. of Charleston, 12-19-15
20 - Ivan Cruz Uceda at La Salle, 12-22-15

FIRSTS UNDER JIM LARRAÑAGA AT MIAMI

First game: Nov. 11, 2011 vs. Tennessee Tech. W, 69-58.
First starting lineup: Malcolm Grant, Durand Scott, Garrius Adams, Erik Swoope, Kenny Kadji.
First opening tip: Miami - Kenny Kadji.
First UM FG: 18:38, Durand Scott, 3-pointer.
First lead: 18:38, 3-0.
First halftime score: Tennessee Tech 32, Miami 27.
First win: Nov. 11, 2011. Miami 69, Tennessee Tech 58.
Attendance at first game: 3,600.
First loss: Nov. 25, 2011 at Ole Miss, 64-61 (OT).
First road win: Dec. 22, 2011 at Charlotte, 76-61.
First ACC game: Jan. 7, 2012 at Virginia, L, 52-51.
First ACC win: Jan. 18, 2012 vs. Clemson, 76-73.
First ACC regular season title: 2012-13.
First NIT championship game appearance: April 2, 2015.

JIM LARRAÑAGA = PROGRAM CHANGER

In Coach L's Four Seasons at Miami ...

- ACC Regular Season and Tournament Championships
- .650 winning percentage
- Three 20-win seasons in four years
- Three postseason appearances with seven victories
- 15 ACC wins in 2013
- One All-American

Seven Seasons before Coach L at UM ...

- .561 winning percentage
- Best conference finish was fifth place
- One NCAA Tournament appearance
- Most ACC wins in a season was eight

In Coach L's 14 Seasons at George Mason ...

- .626 winning percentage
- 13-straight winning seasons
- A Final Four appearance
- Five trips to the NCAA Tournament
- Nine postseason appearances
- First national ranking
- First appearance in top 10
- First wins over top 10 teams
- Winningest coach in league history

Seven Seasons before Coach L at GMU...

- .340 winning percentage
- Seven-straight losing seasons
- Zero postseason appearances
- Worst team in the CAA

PRO CANES

James Jones	Cleveland Cavaliers (NBA)
Shane Larkin	Brooklyn Nets (NBA)
Jimmy Graham	Seattle Seahawks (NFL)
Erik Swoope	Indianapolis Colts (NFL)
Adrian Thomas	Bakersfield Jam (D-League)
Garrius Adams	STB Le Havre (France)
Brian Asbury	JL Bourg (France)
Rion Brown	Basic-Fit Brussels (Belgium)
Guillermo Diaz	Capitanes de Arecibo (Puerto Rico)
Julian Gamble	Basic-Fit Brussels (Belgium)
Lawrence Gilbert	CSU Atlassib Sibiu (Romania)
Malcolm Grant	Island Storm (Canada)
Gary Hamilton	Bohemios Montevideo (Uruguay)
Dequan Jones	Chiba Jets (Japan)
Kenny Kadji	New Basket Enel Brindisi (Italy)
Anthony King	Royal Hali Gaziantep (Turkey)
Donnavan Kirk	Fukuoka Rising (Japan)
Trey McKinney Jones	Kormend (Hungary)
Darius Rice	Al Ahli (Qatar)
Durand Scott	Enel Brindisi (Italy)

HIGHEST RANKED OPPONENT DEF. AT HOME

#1/1 Duke, 90-63, Jan. 23, 2013

HIGHEST RANKED OPPONENT DEF. ON ROAD

#2/2 Connecticut, 73-71, Feb. 20, 1999

VS. RANKED TEAMS ALL-TIME

Overall	52-142
Home	33-55
at BankUnited Center	14-23
Away	15-66
Neutral	4-21
Overtime + 2OT	1-6
Single Overtime	1-2
Double Overtime	0-4

VS. RANKED TEAMS SINCE REBIRTH (1985-86)

Overall	49-128
Home	30-48
Away	15-59
Neutral	4-21

VS. RANKED TEAMS SINCE JOINING ACC ('04-05)

Overall	24-53
Home	13-21
Away	8-22
Neutral	3-10
Conference Games	17-38
ACC Tournament	1-5
NCAA Tournament	0-2
Reg. Season, Non-Conf.	6-6

OVERALL NON-CONFERENCE GAMES

(includes conference tournament & postseason games)

Overall	14-57
Home	8-18
Away	2-20
Neutral	4-19

UNDER COACH JIM LARRAÑAGA

Overall	10-21
Home	4-8
Away	4-9
Neutral	2-4
Conference Games	5-16
Reg. Season, Non-Conference	5-1
ACC Tournament	0-2
NCAA Tournament	0-1

THE LAST MEETING: MARCH 4, 2015

-- MIAMI 67, PITT 63

McClellan scored 16 of his team-high 20 points in the second half - including a pair of jumpers late after the Panthers had drawn within a basket - as Miami held on for a 67-63 win to keep its hopes of an at-large berth to the tournament alive. That's how the Hurricanes (19-11, 9-8) left it too. Miami hardly looked like a team on its last legs, even with second-leading scorer Angel Rodriguez sitting on the bench in a gray sweatsuit while recovering from a wrist injury suffered against Florida State on Feb. 25. The Hurricanes compensated by relying on Davon Reed early and McClellan late. While hardly in the clear, the outlook is certainly better than it was following a loss to North Carolina over the weekend. And it certainly hurts the Panthers (19-12, 8-9). Michael Young led Pitt with 22 points and seven rebounds and Jamel Artis scored 14 but missed a 3-pointer with 19 seconds left that would have tied the game.

MIAMI AND ACC TEAMS IN KENPOM RANKINGS

As of Feb. 7, Miami is one of four ACC teams that rank in the KenPom top 12. Eight ACC teams are in the KenPom top 40.

Five ACC teams are in the top 20 of KenPom.com's offensive efficiency ratings: 1 Notre Dame, 2 Duke, 4 North Carolina, 8 Virginia and 14 Miami.

Five ACC teams are in the top 35 of KenPom.com's defensive efficiency ratings: 2 Louisville, 15 Virginia, 29 Syracuse, 35 Miami and 39 North Carolina.

The Canes are one of nine teams in the country to rank in the top 35 in both offensive and defensive efficiency.

AMP LAWRENCE TURNS IT UP AGAINST NOTRE DAME

Freshman Anthony "Amp" Lawrence, Jr. knocked down 4-of-4 shots from long range on his way to 18 points in 21 minutes against Notre Dame on Feb. 3. In his previous seven ACC games, the rookie tallied four total points, going 0-3 from long range and 1-8 from the field, in 39 total minutes. For the season Lawrence is 12-of-26 from three, also having a perfect night against Charleston, where he hit all three of his attempts.

LAST WEEK WITH ANGEL RODRIGUEZ

In last week's games against Duke and NC State, Angel Rodriguez handed out 17 assists with just two turnovers, while hitting 47.4 percent (9-19) from the field, 40.0 percent (6-15) from three and 1.000 percent (4-4) at the line for 14.0 points per game. He also grabbed 4.0 rpg.

CANES HAVE STINGY 3-POINT DEFENSE

In 12 of the last 15 games, Miami has held each of its opponents to less than 33.3 percent shooting per game from long range, holding those 12 teams to a combined 24.9 percent mark - with Clemson's 43.8 percent, NC State's 45.5 percent and Georgia Tech's 50.0 percent the exceptions. In the first seven games, Miami averaged 41.4 percent 3-point defense. Opponents shot better than 32 percent from three in six of the first seven games.

DEWAN HUELL NAMED 2016 MCDONALD'S ALL-AMERICAN

Miami signee Dewan Huell has been named a 2016 McDonald's All-American, as announced on ESPN Jan. 17. Huell will become the fourth McDonald's All-American to play at Miami, joining Darius Rice (2000 McDonald's All-American), Steve Edwards (1992) and Tito Horford (1985). Since the inception of the McDonald's All American Game in 1977, only 38 players have hailed from the state of Florida, 11 of which were from 'The State of Miami' - Broward, Dade and Palm Beach counties. Just six of those players have been from Dade County, the most recent before Huell being Corey Louis in 1994.

MIAMI WINNING BY DOUBLE DIGITS

In 15 of Miami's 18 victories, the Canes have outscored their opponents by double digits. Georgia Tech, Notre Dame and Nebraska are the only exceptions. UM is outscoring all opponents by 12.4 points per outing, and averaging 78.6 points per contest.

MIAMI VS. PITTSBURGH (17-18)

Home: 10-7 Away: 6-10
 Neutral: 1-1 Under Coach L: 1-1
 Since rebirth in 1985: 10-14

UM rank Pitt			
12/26/47	W, 43-40	A	
12/21/48	W, 58-52	H	
12/22/48	L, 80-48	H	
1/18/51	L, 81-56	A	
2/9/55	L, 78-72	H	
12/12/58	L, 69-65	A	
12/28/62	W, 86-85	H	
12/5/64	W, 85-71	A	
1/6/68	W, 100-84	H	
12/27/68	W, 72-70	H	
12/5/69	W, 85-67	A	
1/29/92	L, 82-52	A	
2/4/92	L, 77-55	H	
3/12/92	W, 83-71	N	
1/6/93	-- 24	L, 85-78	A

1/23/93	--	20	L, 86-84	H
1/12/94			L, 83-55	A
2/1/94			L, 80-71	H
2/18/95			L, 67-61	A
2/25/95			W, 76-68	OT H
1/20/96			W, 66-57	H
1/8/97			L, 76-72	A
2/5/97			W, 78-63	H
1/3/98			W, 73-65	A
1/30/99	23/25	--	L, 60-54	A
2/23/99	11/13	--	W, 85-52	H
2/1/00			W, 64-60	H
2/31/00			W, 74-66	A
1/8/01			L, 62-51	A
3/7/01			L, 78-69	A
1/15/02	24/20	--	W, 76-69	OT H
3/8/02	21/21	7/7	L, 76-71	N
1/10/04	--	1/10	L, 84-80	2OTH
2/5/14	--	25/22	L, 59-55	OT H
03/04/15			W, 67-63	A

MIAMI VS. RANKED TEAMS UNDER COACH L

[] Miami rank () Opponent rank AP/USA TODAY

2011-12

12/06/11	Memphis (21/20)	L	71-54
1/07/12	at Virginia * (21/23)	L	52-51
1/10/12	at North Carolina * (3/3)	L	73-56
2/05/12	[RV/-] at Duke * (7/5)	OT W	78-74
2/11/12	at Florida State * (15/17)	L	64-59
2/15/12	North Carolina * (8/7)	L	73-64
2/26/12	Florida State * (15/16)	W	78-62
3/09/12	vs. Florida State (17/17)	L	82-71

2012-13

11/28/12	Michigan State (13/14)	W	67-59
12/23/12	vs. Arizona (4/5)	L	69-50
1/23/13	[25/RV] Duke * (1/1)	W	90-63
2/2/13	[14/15] at NC State * (19/19)	W	79-78
3/2/13	[5/7] at Duke * (3/3)	L	79-76
3/28/13	[5/4] vs. Marquette (15/16)	L	71-61

2013-14

1/04/14	at Syracuse * (2/2)	L	49-44
1/22/14	Duke * (18/18)	L	67-46
1/25/14	Syracuse * (2/2)	L	49-44
2/05/14	Pittsburgh * (25/22)	OT L	59-55
2/26/14	at Virginia * (12/11)	L	65-40

2014-15

11/17/14	[RV] at Florida (8/7)	W	69-67
12/2/14	[15] Illinois! (24/25)	W	70-61
1/3/15	Virginia * (3/3)	2OT L	80-89
1/13/15	at Duke * (4/4)	W	90-74
1/17/15	at Notre Dame * (12/12)	L	70-75
2/3/15	Louisville * (9/8)	L	55-63
2/21/15	at Louisville (12/12)	L	53-55
2/28/15	North Carolina (15/18)	L	64-73
3/12/15	Notre Dame (11/9)	L	63-70

2015-16

11/20/15	[RV/RV] vs. Utah (16)	W	90-66
11/22/15	[RV/RV] vs. Butler (22/20)	W	85-75
01/12/16	[8/9] at Virginia (11/13)	L	58-66
01/25/16	[15/13] vs. Duke (24/20)	W	80-69



SEBASTIAN THE IBIS

In 1926, the University of Miami adopted the Ibis as the official mascot for the University's athletic teams. Representing the leadership, courage, knowledge, strength and speed characteristics that our student-athletes portray. As the clouds become dark and a hurricane approaches, folklore maintains that other birds look to the Ibis for leadership. The Ibis uses its instinct to detect danger. It is the last sign of wildlife to take shelter before a hurricane hits, giving warning that danger is imminent. As the storm passes the Ibis is the first to reappear, a sign that clear skies are approaching.

MIAMI'S LARGEST IN 2015-16

Lead	46, at La Salle, 12/22
Deficit	18, at NC State, 1/30/16
Margin of Victory	46, at La Salle, 12/22
Margin of Defeat	16, at NC State, 1/30/16
Halftime Lead	25, vs. Charlotte, 12/5
Halftime Deficit	8, vs. Syracuse, 1/2
Deficit in Win	12, vs. Syracuse, 1/2
Halftime Deficit in Win	8, vs. Syracuse, 1/2
Lead in Loss	7, vs. Northeastern, 11/27
Halftime Lead in Loss	2, at Clemson, 1/16

MIAMI HOLDS THE LEAD

In Miami's 18 victories, the Canes have led for all but 70 minutes combined. The Canes trailed 19:49 to Syracuse, 15:57 to Georgia Tech, 12:00 vs. Princeton, 4:59 vs. UTRGV 4:14 at Boston College and 3:59 at Nebraska, 3:37 to Duke, added to 2:09 vs. Wake Forest, 1:21 vs. Louisiana, 0:41 to Notre Dame, 0:39 vs. Charleston, 0:22 vs. Mississippi State and 0:13 vs. Florida. Miami hasn't trailed in five games - against Utah, Butler, Charlotte, La Salle and Florida State.

In Miami's 18 wins, the Canes have only trailed after the first half against Syracuse, Nebraska and Princeton. The Cornhuskers held a lead with 3:39 left in overtime, the Orange led by one with 7:07 left in regulation and the Tigers led with 6:02 left in regulation.

ACC LEGEND - JOHN SALMONS

The ACC and University of Miami Director of Athletics Blake James are proud to announce Miami's John Salmons as a member of the 2016 ACC Men's Basketball Legends Class. Salmons was a two-time All-BIG EAST player, and was a 2002 NABC All-District 6 player for the Canes. He also won the 2002 BIG EAST Sportsmanship Award. From 1998 to 2002, Salmons played in four-straight postseason tournaments, including three NCAA Tournament appearances. Salmons is listed No. 19 on the all-time scoring list at Miami, and is third in career assists, third in steals and tied for fifth in games started.

McCLELLAN POSTING CAREER SHOOTING PERCENTAGES

Senior guard Sheldon McClellan drastically improved his shooting percentages since arriving at Miami for the 2014-15 season, after spending two years at Texas.

	FG%	3FG%	FT%	PPG
McClellan 2015-16	53.7	40.2	86.5	16.4
McClellan 2014-15	48.4	35.8	82.4	14.5
McClellan 2012-13	38.2	27.3	83.3	13.5
McClellan 2011-12	44.8	31.0	75.6	11.3

MIAMI'S STARTERS SHOW EXPERIENCE

Miami starts two redshirt seniors, one true senior, a redshirt junior and a true junior. Those players combine for 354 starts and 542 games played. Sheldon McClellan has started 83 games playing in 128, Tonye Jekiri has 75 starts in 126 games, Angel Rodriguez is at 91/119, Davon Reed 53/85 and Kamari Murphy 52/85.

Those five players have been on a Division I team a combined 21 seasons, as McClellan and Rodriguez are both in their fifth year on the court, Jekiri and Murphy are each in their fourth season, and Reed is a true junior. The average age of that starting five is 21.8 years old: Rodriguez - 23; McClellan - 23; Murphy - 22; Jekiri - 21; Reed - 20.

COACHING COORDINATORS FOR MIAMI

Miami's assistant coaching staff is set up in a coordinator system, with Jamal Brunt as the offensive coordinator, Chris Caputo manning the defense and Adam Fisher handling the scout for every opponent. James Johnson is the Dean of Discipline.

LARRAÑAGA AMONG THE BEST IN COLLEGE BASKETBALL

Entering the 2015-16 season, Coach Larrañaga was tied for 12th on the list of Winningest Active Coaches at Major Schools and is tied for 57th on the NCAA's list of All-Time Winningest Coaches. See page 10 of the notes for a complete listing.

BODY CHANGES FOR CRUZ UCEDA AND JEKIRI

Seniors Ivan Cruz Uceda and Tonye Jekiri have spent the summer in the weight room. Cruz Uceda has dropped 20 pounds from 237 to 217, and his body fat has slimmed down from 24 percent to nine percent in just a year in Miami. Jekiri has added 20 pounds to his 7-foot frame, now weighing 250 pounds.

LARRAÑAGA WINS 100TH AT MIAMI

The Canes' victory over Charleston marked win No. 100 for Head Coach Jim Larrañaga at the University of Miami. Needing only 150 games, Coach Larrañaga is the fastest to accomplish the feat in program history. Bruce Hale was previously the Miami coach who won 100 games the quickest, earning 100 victories in just 159 games. Hart Morris took 163 games, Frank Haith 174 and Leonard Hamilton took 230 games.

COACH L TIES TO THE ACC

Coach Jim Larrañaga was an assistant coach at Virginia from 1979-1986, under the leadership of Terry Holland. In those seven seasons, Larrañaga helped the Cavaliers to five NCAA appearances: Final Four twice, Elite Eight once, Sweet 16 once and Round of 64 once, as well as two NIT appearances, including the Championship and Quarterfinal round.

HOMECOMING FOR RODRIGUEZ, EARNS MVP

Senior guard Angel Rodriguez was named the Puerto Rico Tip-Off Most Valuable Player. He averaged 13.7 points and 4.0 assists, including 19 points in the championship game. The native of Cupey, P.R., just 20 minutes from San Juan, was greeted by friends and family at each game.

MIAMI LANDS HUELL, BROWN AND MILLER

The Miami men's basketball team landed a pair of top-30 players in Dewan Huell and Bruce Brown, and top 100 player Rodney Miller.

With the addition of these three players, Miami would have six top 100 players next season: Huell (25), Brown (44), Ja'Quan Newton (52), Miller (90), James Palmer (98).

Huell, at 6-10 and 218 pounds, is a five-star, top-25 power forward from Miami Norland High School. Nationally, he is ranked the No. 21 player by ESPN, No. 23 by Rivals and No. 25 by Scout. ESPN and Scout rank him fifth at his position, and Scout says he's the top player in the state of Florida, while ESPN and Rivals have him second in the state. Brown, from Wakefield, Mass., is a four-star shooting guard at Vermont Academy in Saxton's River, Vt. At 6-4 and 205 pounds, Brown is ranked No. 30 by ESPN, No. 44 per Scout and No. 49 by Rivals. Miller is a 6-foot-11-inch, 245-pound center playing prep ball at Oak Hill Academy in Virginia. A native of Laurelton, N.Y., Miller is a consensus four-star recruit, ranked No. 90 overall by Scout.com and No. 114 by Rivals.com. As a center, he is ranked No. 17 by Scout.com and No. 15 by ESPN.

CANES SIGN TOP 10 RECRUITING CLASS

The 2016 recruiting class of Dewan Huell, Bruce Brown and Rodney Miller is being named a top-10 recruiting class in the country, with 247Sports ranking the class No. 7, Scout at No. 8, ESPN at No. 9 and Rivals at No. 10. The 2016 class rankings top Miami's best mark from 2005, when the Canes signed four four-star recruits - Jimmy Graham, Brian Asbury, Adrian Thomas and Denis Clemente - in a class that was ranked No. 12 in the nation by Scout. In 2009, Miami's signing class was nationally ranked No. 19 by Scout and No. 24 by ESPN. That Hurricanes' heralded 2009 class was comprised of ESPNU 100 picks Durand Scott, Garris Adams and Donnavan Kirk, in addition to May signee Antoine Allen. Since 2002, Miami has signed 16 Scout.com top 100 players, including three five-star, top-25 players in DeQuan Jones (22, 2008), Huell (25) and Durand Scott (25, 2009). Since Larrañaga's arrival, his staff has signed five top-100 players in Huell (25), Brown (44), Ja'Quan Newton (52, 2014), Rodney Miller (90) and James Palmer (98, 2014). Huell is the most lauded signee for Miami since Scott in 2009, Jones in 2008, No. 32 Guillermo Diaz in 2003 and McDonald's All-American Darius Rice in 2000.

FOUR PLAYERS BOAST NCAA TOURNAMENT EXPERIENCE

Senior Tonye Jekiri returns from Miami's 2012-13 ACC Championship and NCAA Sweet 16 team. Sheldon McClellan (Texas), Kamari Murphy (Oklahoma State) and Angel Rodriguez (Kansas State) also have played in the NCAA Tournament, each with their previous schools.

RECORD BY STARTING LINEUP

Rodriguez, McClellan, Reed, Murphy, Jekiri.....	12-3
Rodriguez, McClellan, Reed, Cruz Uceda, Jekiri.....	5-1
Rodriguez, Newton, Reed, Murphy, Jekiri.....	1-0

CANES IN NATIONAL STATS (as of Feb. 7)

Category	Rank	Actual	Nat'l Leader	Actual
Free-Throw Percentage	10	76.3	Norfolk St.	78.4
Fewest Fouls	11	360.0	2 teams	327.0
Fewest Turnovers	14	227.0	Temple	206.0
Scoring Margin	22	12.6	Louisville	19.1
Turnovers Per Game	23	10.8	Notre Dame	9.2
Won-Lost Percentage	25	81.0	2 teams	91.3
Field-Goal Percentage	27	47.9	St. Mary's (CA)	51.4
Personal Fouls Per Game	31	17.1	Iowa St.	14.8
Scoring Defense	50	66.1	Little Rock	57.2
Scoring Offense	60	78.8	The Citadel	88.7
Assist Turnover Ratio	67	1.24	St. Mary's (CA)	1.87
Three Pt FG Defense	79	32.4	Akron	27.8
Rebound Margin	79	3.7	Michigan St.	12.8
Defensive Rebounds /Game	85	26.95	Michigan St.	30.38
Turnover Margin	95	1.4	Stephen F. Austin	6.4
FG Percentage Defense	100	41.6	San Diego St.	36.3

CANES TOP 100 NATIONALLY (as of Feb. 7)

Tonye Jekiri	Rank	Actual
Rebounds Per Game	25	9.9
Defensive Reb per Game	32	6.9
Total Rebounds	47	207.0
Offensive Reb per Game	69	3.0
Sheldon McClellan	Rank	Actual
Free Throw Percentage	22	87.4
Field-Goal Percentage	70	52.7

UM RECORDS

GAME	ACC GAME
POINTS SCORED 59 - Rick Barry vs. Rollins, 1965	35 - Jack McClinton vs. North Carolina 02/15/09
FIELD GOAL % 1.000 (7-7) - Raymond Hicks vs. NC A&T, 2008	.900 (9-10) - Reggie Johnson at Duke 01/02/11
3-POINT FG 9 - Johnny Hemsley vs. Lafayette, 1999	7 (3x) last - Jack McClinton vs. North Carolina 02/15/09
3-POINT FG% 1.000 (5-5) (5x) last - Malcolm Grant vs. NC State, 2011	1.000 (5-5) - James Palmer at Virginia Tech 03/07/15
	1.000 (5-5) - Malcolm Grant at NC State 01/23/11
FT MADE 22 (2x) last - Rick Barry vs. Florida Southern, 1965	16 - Jack McClinton vs. NC State 03/07/09
FT % 1.000 (16-16) - Jack McClinton vs. NC State, 2009	1.000 (16-16) - Jack McClinton vs. NC State 03/07/09
REBOUNDS 29 - Rick Barry vs. Oklahoma City, 1965	17 - Tonye Jekiri vs. Clemson 02/08/15
ASSISTS 14 - Michael Gardner vs. Pittsburgh, 1993	9 (3x) last - Shane Larkin vs. North Carolina 02/09/13
STEALS 9 - Jerome Scott vs. FIU, 1991	6 - Shane Larkin at North Carolina 01/10/12
BLOCKED SHOTS 13 - Anthony King vs. Florida Atlantic, 2004	6 - Anthony King vs. Florida State 01/15/05

AMONG UNIVERSITY OF MIAMI COACHES, LARRAÑAGA ...

- has the highest winning percentage of a Miami coach in the NCAA Tournament, a .667 mark with a 2-1 record.
- is one of two Miami coaches to post three 20-win seasons. Larrañaga has recorded three 20-win seasons in four years at Miami.
- .647 winning percentage is the best mark since Bruce Hale posted a .663 mark from 1955-67, including three seasons led by Rick Barry.
- has led the Canes to 41 ACC wins in just four seasons. Miami won 43 ACC games the previous seven seasons.
- Under Coach L, Miami has posted three of the Canes' top five finishes in ACC play, including the 2013 championship, tied for fourth in 2012 and tied for sixth in 2015. In 2008, Miami tied for fifth in league play, and in 2005, tied for sixth.
- In four seasons under Coach L, Miami has tallied six wins in the ACC Tournament. In the previous seven seasons, Miami went 6-7.
- In two NIT appearances under Coach L, Miami is 5-2 for a .714 winning percentage. In Miami's other 10 NIT appearances combined, the Canes went 6-10 for a .375 winning percentage.

DID YOU KNOW ...

- Coach L became the first Miami coach to win 20+ games in his first two seasons at UM and only the third of 12 UM coaches to post three 20-win seasons.
- Former Cane Rick Barry was named one of the Greatest Players in NBA History.
- Miami native and former Cane James Jones won the 2010-2011 NBA All-Star Weekend 3-Point Contest and the NBA Championship in the 2011-2012 and 2012-13 seasons.
- Six-time NBA All Star Amar'e Stoudemire enrolled at UM in 2013 and took classes to earn his bachelor's degree.
- UM is in its 12th season in the ACC.
- Coach L led the George Mason Patriots to the 2006 Final Four with big wins over some of basketball's elite teams such as Michigan State, UNC and UConn. He was the first coach to take a mid-major to a Final Four in 27 years (Penn '79) when his team advanced in 2006.
- In 14 years at George Mason, Larrañaga led the Patriots to five NCAA Tournament appearances (2011, 2008, 2006, 2001, 1999), including the 2006 Final Four.
- Miami basketball received APR (Academic Progress Rate) Public Recognition Awards for being among the top 10 percent in APR in its sport. Miami ranks in the top 10 percent NCAA men's basketball with a 990 APR.
- The Miami Department of Athletics recorded a Graduation Success Rate (GSR) of 89 percent. Miami's department-wide GSR is 16th overall among FBS programs. UM has exceeded the NCAA average GSR in each of the last 10 years.
- The Canes have averaged 20.0 wins over the last 11 seasons.
- The Hurricanes have made at least one trey in 925 of 931 games since the NCAA adopted the 3-point shot in 1986. The last time Miami was held without a 3-pointer was Feb. 26, 2014 at Virginia.
- Miami has held 784 of its last 785 opponents to less than 100 points. North Carolina was the last team to score 100+, defeating UM 105-64 on Jan. 31, 2007.

MIAMI BASKETBALL – THE EARLY YEARS

The University of Miami basketball program was dormant for 14 years from 1971-1985. In 1983 Director of Athletics Sam Jankovich announced the resurrection of men's basketball at Miami, with the reinstatement vote by the UM Board of Trustees on Oct. 12, 1983. Head coach Bill Foster was hired March 21, 1984, adding assistants Clint Bryant, Seth Greenberg and Cesar Odio by July 1. Tim Harvey was the staff's first recruit, a 6-10, 240-pound center from Plainfield, N.J., who transferred from Georgia Tech. On Oct. 15, 1984 the first men's basketball practice in 12 years was held on the patio in the center of campus, viewed by more than 200 students. Miami defeated The Citadel, 85-77, on Nov. 22, 1985, in the first game of the new era of UM basketball.

COACH L REUNITED WITH JAMES JOHNSON

James Johnson is the team's director of basketball operations. Johnson, who was on Larrañaga's staff for two seasons at George Mason University, including the historic NCAA Final Four run in 2006, came to Miami after seven seasons on staff at fellow ACC school Virginia Tech, where he was the head coach for two seasons after five years as an assistant coach.

LARRAÑAGA CONTRACT EXTENDED THROUGH 2022

The University of Miami extended Coach Jim Larrañaga's contract through May 31, 2022, Director of Athletics Blake James announced in September 2014. Larrañaga first signed a five-year contract in April 2011, then was granted a three-year extension in 2012.

PROCANES REPORT

Former Hurricanes James Jones and Shane Larkin have taken their talents onto NBA rosters this season, as Jones is in Cleveland with the Cavaliers and Larkin joins a new team, the Brooklyn Nets, after playing across town with the Knicks last season. Miami has 17 former players in professional basketball at this time. A complete list is on page four of the notes.

LARRAÑAGA MEMBER OF UM FACULTY

Coach Jim Larrañaga is an Adjunct Assistant Professor of Kinesiology and Sport Sciences at the University of Miami. Due to his head coaching responsibilities, Larrañaga is a guest lecturer at several different classes in the School of Education and Human Development throughout the semester.

COACHING CHANGES FOR THE HURRICANES

After having the same assistant coaching staff his first four years in Miami, Larrañaga has two new assistant coaches in 2015-16 in Jamal Brunt and Adam Fisher, following the departure of Eric Konkol (Louisiana Tech) and Michael Huger (Bowling Green). Konkol had been an assistant with Coach L 11 seasons and Huger was an assistant coach for eight years and player for four seasons. Due to the lack of turnover, Coach L has only had nine assistant coaches in the last 14 seasons. Five of his assistants left for a D-I head coaching job, and two others who have worked their way into head coaching jobs. In those 14 seasons, only twice two assistants left at the same time, 1996 (Stan Heath and Steve Merfeld) and 1989 (Jeff Snyder and Ricky Stokes).

Chris Caputo, in his 14th season on Larrañaga's staff and fifth in Coral Gables, was promoted to associate head coach in the summer of 2015.

SIGNATURE WINS IN THE COACH L ERA

- Since the arrival of Coach Jim Larrañaga, Miami has recorded numerous signature wins during the regular season, both at home and on the road.
- Home**
- Feb. 26, 2012 – No. 17 Florida State, 78-62
- Nov. 28, 2012 – No. 13/14 Michigan State, 67-59
- Jan. 23, 2013 – No. 1 Duke, 90-63
- Feb. 9, 2013 – North Carolina, 87-61
- Dec. 2, 2014 – No. 24/25 Illinois, W, 70-61
- Road**
- Feb. 5, 2012 – No. 7/5 Duke, 78-74 OT
- Feb. 2, 2013 – No. 19 NC State, 79-78
- Nov. 17, 2014 – No. 8/7 Florida, W, 69-67
- Jan. 13, 2015 – No. 4 Duke, W, 90-74

ATTITUDE, COMMITMENT AND CLASS

Attitude, commitment and class are the cornerstone values of the Miami basketball program. Attitude: Be positive. Life is 10% what happens to you and 90% how you react to it. Commitment: Make a total and unconditional commitment to our program. Be passionate about what you do. Class: Show pride and respect in yourself and our program. Be the best you can be in thought, word and deed.

MIAMI PREDICTED TO FINISH FIFTH IN ACC

Miami was predicted to finish fifth out of 15 teams in the Atlantic Coast Conference this season, as announced by the league during Operation ACC Basketball in Charlotte, N.C., Oct. 28. North Carolina was picked to win the league, followed by Virginia, Duke and Notre Dame.

In 2012-13, the Canes were picked to finish fifth, then won the league's regular season and tournament championship. In all four of Larrañaga's seasons at Miami, the Canes have finished the season better than predicted at ACC media day.

Miami's ACC preseason poll breakdowns (votes) and finishes:

2014-15 - 10th (442) – t-6th	2008-09 - 4th (344) – t-7th
2013-14 - 12th (224) – 10th	2007-08 - 12th (153) – t-5th
2012-13 - 5th (436) – 1st	2006-07 - 11th (173) – 12th
2011-12 - 5th (455) – t-4th	2005-06 - 7th (540) – t-7th
2010-11 - 8th (305) – 9th	2004-05 - 11th (146) – t-6th
2009-10 - 10th (135) – 12th	

CORAL GABLES AND MIAMI FACTS

The Florida city of Coral Gables, situated just a few miles southwest of Miami, is part of Miami-Dade County. Incorporated in 1925, Coral Gables was created as a fully-planned community by George Merrick, who envisioned an upscale Miami suburb with large elements of Mediterranean-style architecture to highlight the region's Spanish influence. In 1925, roughly simultaneous to the founding of Coral Gables, the city was selected as the home to the University of Miami, which was constructed that year on 240 acres of land just west of U.S. Route 1, approximately two miles south of downtown Coral Gables.

- The average temperature in Coral Gables is 75 degrees.
- Coral Gables averages 300 days of sunshine per year.
- The Venetian Pool, located in Coral Gables, is acclaimed as "the world's most beautiful public swimming pool."
- Miami has 84 miles of beaches.
- Miami is the most southerly major city in the continental United States.
- Miami is the consistently ranked by Dr. Beach's top 10 beaches in the U.S.
- Miami is the only major city to be founded by a woman - Julia Tuttle.
- Bordered by The Everglades National Park & Biscayne National Park, Miami is the only city in the US that is bordered by two national parks.
- Miami is home to 150+ ethnicities and 60+ languages.
- Memorable films made in Miami: Scarface, True Lies, 2 Fast 2 Furious, Bad Boys series, Caddyshack, The Bodyguard.

AP TOP 25			USA TODAY COACHES POLL		
Feb. 8, 2016			Feb. 8, 2016		
1	Villanova (32)	20-3 1,566	1	Villanova (11)	20-3 753
2	Maryland (13)	21-3 1,499	2	Maryland (11)	21-3 749
3	Oklahoma (7)	19-3 1,472	3	Oklahoma (3)	19-3 708
4	Iowa (11)	19-4 1,471	4	Xavier	21-2 683
5	Xavier	21-2 1,382	5	Iowa (3)	19-4 674
6	Kansas (1)	19-4 1,311	6	Kansas (2)	19-4 670
7	Virginia (1)	19-4 1,223	7	Virginia	19-4 616
8	Michigan State	20-4 1,144	8	North Carolina (1)	19-4 599
9	North Carolina	19-4 1,136	9	Michigan State (1)	20-4 567
10	West Virginia	19-4 1,082	10	West Virginia	19-4 490
11	Oregon	20-4 905	11	Miami (FL)	18-4 433
12	Miami (FL)	18-4 826	12	Oregon	20-4 423
13	Louisville	19-4 819	13	Texas A&M	18-5 387
14	Iowa State	17-6 781	14	Arizona	19-5 310
15	Texas A&M	18-5 663	15	Iowa State	17-6 307
16	SMU	20-2 593	16	Purdue	19-5 292
17	Arizona	19-5 497	17	Dayton	19-3 236
18	Purdue	19-5 456	17	Providence	18-6 236
19	Dayton	19-3 413	19	Baylor	17-6 221
20	Providence	18-6 349	20	South Carolina	20-3 185
21	Baylor	17-6 333	21	Kentucky	17-6 178
22	Kentucky	17-6 228	22	Indiana	19-5 119
23	USC	18-5 225	23	USC	18-5 105
24	Texas	16-7 199	24	Wichita St	17-6 91
25	Wichita St	17-6 132	25	Texas	16-7 69

MIAMI'S RECORD WHEN... RECORD	2015-16		COACH L	
	ALL	ACC	AT UM	ACC
All games	18-4	7-3	109-53	48-32
Home	11-1	4-0	59-20	27-13
Away	4-3	2-3	34-24	21-19
Neutral	3-0		16-9	
November	5-1		24-7	
December	6-0		21-9	0-1
January	5-3	5-3	23-14	21-14
February	2-0	2-0	22-14	21-14
March	--		19-8	6-3
April	--		0-1	0-2
Vs. Top 10 opponents	--		4-8	3-7
Vs. Top 25 opponents (includes Top 10)	3-1	1-1	11-21	6-16
Vs. RV opponents (either or both polls)	1-0		9-2	3-0
Vs. teams over .500 on game day	13-4	6-3	67-46	32-27
Vs. teams under .500 on game day	2-0	1-0	27-6	12-5
Vs. teams at .500 on game day	3-0		14-1	4-0
While UM is in the Top 25	13-4	7-3	33-12	19-8
While UM is RV (only)	5-0		19-4	4-1
Leading at halftime	16-1	6-1	81-13	33-10
Trailing at halftime	2-3	1-2	23-38	11-21
Tied at halftime	--		5-2	3-1
Single overtime	1-0		3-6	1-2
Double overtime	--		3-1	2-1
In overtime games (single+double)	1-0		6-7	3-3
Leading with 2:00 left in regulation	17-1	7-0	99-7	44-3
Trailing with 2:00 left in regulation	1-3	0-3	8-43	3-28
Tied with 2:00 left in regulation	--		2-1	0-1
UM shoots 50% or better from field	10-1	2-0	38-3	12-2
UM shoots 40-49% from field	5-2	3-2	57-15	31-12
UM shoots under 40% from field	3-1	2-1	14-35	5-18
Opp. shoots 50% or better from field	2-2	1-2	7-15	3-9
Opp. shoots 40-49% from field	7-2	2-1	47-25	23-15
Opp. shoots under 40% from field	9-0	4-0	56-13	22-8
UM shoots 70% or better from the line	16-3	6-2	70-27	28-17
UM shoots less than 70% from the line	2-1	1-1	39-26	20-14
UM makes more 3-point FGs	12-2	4-2	56-23	26-18
UM makes fewer 3-point FGs	5-1	3-0	35-20	17-11
3-point FGs are even	1-1	0-1	9-3	5-3
Four or more Canes in double figures	11-2	3-1	52-11	21-8
Three Canes score in double figures	5-1	3-1	41-22	21-9
Two or less Canes score in double figures	2-1	1-1	16-20	6-15
UM outrebounds opponent	12-1	2-1	73-18	27-12
Opp. outrebounds UM	5-3	4-2	31-35	19-20
Tied in rebounds	1-0	1-0	5-0	2-0
UM records 10 or more steals	4-0	3-0	17-4	7-1
UM records 15 or more assists	5-1	1-0	33-2	15-1
UM commits less than 15 turnovers	17-4	7-3	97-46	43-28
UM commits 15 or more turnovers	1-0		10-2	3-4
UM commits less turnovers than opp.	12-3	7-2	64-23	30-12
UM commits more turnovers than opp.	4-1	0-1	36-19	15-14
Tied in turnovers	2-0		9-10	3-6
UM scores 59 points or less	0-1	0-1	9-26	5-17
UM scores between 60-69 points	3-2	2-2	30-17	15-7
UM scores between 70-79 points	6-1	4-0	43-9	18-7
UM scores between 80-89 points	5-0	1-0	18-1	6-1
UM scores between 90-99 points	3-0		8-0	3-0
UM scores 100 or more points	1-0		1-0	0-0
Playing during the morning (11 a.m.)	--		1-0	
Playing during the afternoon	5-3	3-2	34-18	19-13
Playing in the evening (5 p.m. or later)	13-1	4-1	73-34	29-19
Games decided by three points or less	0-1		12-13	5-9
Games decided by four to 10 points	3-1	2-1	32-21	17-15
Games decided by 11-19 points	9-2	5-2	40-15	17-5
Games decided by more than 20 points	6-0		25-4	9-3

UM SINCE THE ARRIVAL OF JIM LARRAÑAGA IN 2011

- 2013 ACC Regular Season Champions
- 2013 ACC Tournament Champions
- Ranked No. 2/2 - Miami's program high - Feb. 18, 2013
- No. 1 seed at 2013 ACC Tournament
- No. 2 seed in 2013 NCAA Tournament
- Won school record 29 games in 2013
- Won 15 ACC games in 2013
- 14-game win streak (tied 1946-47 and 2001-02) from Jan. 2 - Feb. 19, 2013
- 13-0 start in 2013 conference play, topping school-best nine ACC victories, which was set in 2011-12
- Sophomore Shane Larkin selected No. 18 in the 2013 NBA Draft by Atlanta Hawks, then traded to Dallas Mavericks
- All six seniors from 2012-13 championship season earned academic degree from UM: Garius Adams, Julian Gamble, Reggie Johnson, Kenny Kadji, Trey McKinney Jones, Durand Scott
- Defeated No. 1 Duke, 90-63, on Jan. 23, 2013 in Coral Gables
- Defeated Duke twice within 12 months, at both Cameron Indoor Stadium and the BankUnited Center
- First team to beat Duke and UNC by 20+ points in the same season since Maryland in '74-75 season
- First team to beat Duke and UNC by 25+ points since the start of ACC play in 1953
- Defeated three teams in The Triangle in the same season: UNC, Duke & NC State
- In 2012-13 defeated three teams in the Top 20 for the first time since joining the ACC - the last time was in 1999-00
- Five home sellouts of 7,972 fans vs. Duke, Florida State, North Carolina, Virginia and Clemson
- Played in championship game of the NIT, against Stanford, in Madison Square Garden
- Only team to defeat 2015 National Champion Duke on their home court
- Snapped Duke's 19-game ACC home game winning streak at Cameron Indoor Stadium
- Ended Duke's 41-game home winning streak, the longest active streak in Division I
- Snapped Florida's 33-game home winning streak at the Stephen C. O'Connell Center, which was the third-longest in the country, behind 34 from both Duke and Stephen F. Austin
- Ended Florida's 25-game home non-conference winning streak at the Stephen C. O'Connell Center
- Miami's 90 points scored against Duke in 2015 were the most points scored by an unranked opponent in a regulation win in Cameron Indoor Stadium since NC State's 96 points on Feb. 23, 1983.
- Dealt Duke its last two regular-season losses by 16-or-more points: 27 (90-63) on Jan. 23, 2013 at Miami and 16 (90-74) on Jan. 13, 2015 at Duke
- Handed Duke the most lopsided loss (16 points) an unranked visitor has handed to a ranked Blue Devil team in the ACC era
- Dealt Duke two of its five overall, and three ACC, losses by 16-plus points
- Scored 90 points against Duke twice
- In 2014-15, defeated 500-win coaches Mike Krzyzewski, Jim Boeheim and Billy Donovan
- Won at Cameron Indoor Stadium twice
- Defeated a pair of top-8 teams in the same season, both on the road: No. 6/7 Florida and No. 4 Duke
- Won two true road games against ranked opponents for the first time since 1998-99: No. 6/7 Florida and No. 4 Duke
- First team to defeated Duke and Syracuse on the road in the same season since the 1983-84 season (UNC).

AWARDS

- 2013 Coach of the Year - Jim Larrañaga
- 2013 Naismith Coach of the Year - Jim Larrañaga
- 2013 ACC Coach of the Year - Jim Larrañaga
- 2013 Henry Iba National Coach of the Year - Jim Larrañaga
- 2013 Adolph Rupp Cup Coach of the Year - Jim Larrañaga
- 2013 ACC Player of the Year (Coaches) - Shane Larkin
- 2013 ACC Defensive Player of the Year - Durand Scott
- Nine All-ACC selections: Shane Larkin 1st team, Kenny Kadji 2nd team & 3rd team, Scott H.M. (twice), Rion Brown 3rd team, Tonye Jekiri H.M., Sheldon McClellan H.M., Angel Rodriguez H.M.
- Four All-ACC Defensive Team players: Shane Larkin, Durand Scott, Julian Gamble, Tonye Jekiri
- 2012 ACC All-Rookie Team - Shane Larkin
- ACC All-Academic Team - Raphael Akpejiori (2013), Davon Reed (2014, 2015)
- 2013 ACC Tournament MVP - Shane Larkin
- Four ACC All-Tournament team nods: Shane Larkin (1st), Durand Scott (1st), Julian Gamble (2nd), Trey McKinney Jones (2nd)
- Seven ACC Player of the Week awards: Reggie Johnson (2012), Durand Scott (2012 & 2013), Shane Larkin (2013), Angel Rodriguez (2014) and Sheldon McClellan (2014).
- One ACC Rookie of the Week: Shane Larkin (2012)
- Two NIT All-Tournament Team selections: Sheldon McClellan, Davon Reed
- NABC Honors Court: Raphael Akpejiori
- ACC Academic Honor Roll: Raphael Akpejiori, Justin Heller, Donnavan Kirk

COACH LARRAÑAGA'S MILESTONE VICTORIES

Victory	Date	Opponent	Score	School
50	02/10/88	Miami (Ohio)	65-59	Bowling Green
100	02/23/91	Kent State	84-57	Bowling Green
150	12/22/94	at Ohio State	59-50	Bowling Green
200	12/27/97	Northeastern	66-60	George Mason
250	12/20/00	Coastal Carolina	81-65	George Mason
300	12/02/03	East Carolina	76-65	George Mason
350	01/26/06	William & Mary	81-58	George Mason
400	02/27/08	William & Mary	68-59	George Mason
450	12/08/10	Loyola (Md.)	66-52	George Mason
500	01/05/12	at Georgia Tech	62-49	Miami
550	01/24/15	at Syracuse	66-62	Miami
100th win at Miami		Co. of Charleston, 12/19/15	85-63	

COACH JIM LARRAÑAGA

COACHING HONORS

2013 AP Coach of the Year
 2013 Naismith Coach of the Year
 2013 Henry Iba Coach of the Year
 2006 Clair Bee Coach of the Year
 2013 Adolph Rupp Cup Coach of the Year
 2013 NABC All-District II Coach
 2013 USBWA District IV Coach of the Year
 2013 ACC Coach of the Year
 2001 & 1999 CAA Coach of the Year
 1997 MAC Coach of the Year
 Six NCAA tournament appearances: 2013, 2011, 2008, 2006, 2001, 1999
 Eight postseason NIT appearances: 2015, 2012, 2009, 2004, 2002, 1997, 1991, 1990
 Nine 20-win seasons

NOTABLE COLLEGE PLAYERS COACHED

Shane Larkin (Miami) - ACC Player of the Year, ACC Tournament MVP, USBWA All-District, Sporting News All-American, finalist for Cousy, Naismith & Wooden awards, All-ACC First Team and All-ACC Defensive Team
 Durand Scott (Miami) - ACC Defensive Player of the Year, ACC Tournament First Team, All-ACC Third Team
 George Evans (George Mason) - Three-time CAA Player of the Year, CAA Rookie of the Year, three-time CAA Defensive Player of the Year, three-time CAA All-Defensive Team
 Antonio Daniels (Bowling Green) - MAC Player of the Year, MAC Freshman of the Year

STUDENT-ATHLETE HONORS

Three All-America players
 Nine All-Atlantic Coast Conference selections
 Four ACC All-Tournament team selections
 Four coaches and three media ACC All-Defensive Team selections
 28 All-Colonial Athletic Association conference selections
 Nine CAA All-Defensive Team selections
 Eight CAA All-Rookie Team selections
 Three Dean Ehlers Award winners - given to the CAA player who best meets the criteria of academic achievement, leadership and community service.
 12 All-MAC Conference selections
 Two MAC Freshman of the Year selections
 Four MAC All-Freshman Team selections
 Two NIT All-Tournament Team selections
 One NABC Honors Court selection
 Three ACC Academic Honor Roll student-athletes

NBA PLAYERS COACHED

Lance Blanks	Frank Booker	Rick Carlisle
Antonio Daniels	Jeff Jones	Andrew Kennedy
Jeff Lamp	Shane Larkin	Lewis Latimore
Jason Miskiri	Olden Polynice	Lee Raker
Ralph Sampson	Tom Sheehey	Clinton Venable
Othell Wilson	Ricky Wilson	

WINNINGEST ACTIVE COACHES VS. MAJOR SCHOOLS

-as of Nov. 2015

Rank		vs. Major Schools
1	Mike Krzyzewski, Duke	1,018
2	Jim Boeheim, Syracuse	966
3	Roy Williams, North Carolina	750
4	Rick Pitino, Louisville	720
5	Cliff Ellis, Coastal Carolina	694
6	Bob Huggins, West Virginia	693
7	John Calipari, Kentucky	635
8	Rick Barnes, Tennessee	604
9	Lon Kruger, Oklahoma	561
10	Bill Self, Kansas	559
11	Tubby Smith, Texas Tech	538
12 Tie	Jim Larrañaga, Miami	533
12 Tie	Dana Altman, Oregon	533
14	John Beilein, Michigan	459
15	Kelvin Sampson, Houston	438

LARRAÑAGA YEAR-BY-YEAR

Year	School	Overall	Conference	Post
		W-L	W-L	Finish Season
1977-78	American International	14-13		
1978-79	American International	13-13		
1986-87	Bowling Green	15-14	10-6	3
1987-88	Bowling Green	12-16	7-9	t-5
1988-89	Bowling Green	13-15	6-10	t-6
1989-90	Bowling Green	18-11	9-7	t-3 NIT 0-1
1990-91	Bowling Green	17-13	9-7	t-4 NIT 0-1
1991-92	Bowling Green	14-15	8-8	5
1992-93	Bowling Green	11-16	8-10	t-6
1993-94	Bowling Green	18-10	12-6	t-2
1994-95	Bowling Green	16-11	10-8	t-5
1995-96	Bowling Green	14-13	9-9	t-6
1996-97	Bowling Green	22-10	13-5	t-1 NIT 0-1
1997-98	George Mason	9-18	6-10	6
1998-99	George Mason	19-11	13-3	1 NCAA 0-1
1999-00	George Mason	19-11	12-4	t-1
2000-01	George Mason	18-12	11-5	3 NCAA 0-1
2001-02	George Mason	19-10	13-5	2 NIT 0-1
2002-03	George Mason	16-12	11-7	4
2003-04	George Mason	23-10	12-6	3 NIT 2-1
2004-05	George Mason	16-13	10-8	6
2005-06	George Mason	27-8	15-3	t-1 NCAA 4-1
2006-07	George Mason	18-15	9-9	5
2007-08	George Mason	23-11	12-6	2 NCAA 0-1
2008-09	George Mason	22-11	13-5	2 NIT 0-1
2009-10	George Mason	17-15	12-6	4 CIT 0-1
2010-11	George Mason	27-7	16-2	1 NCAA 1-1
2011-12	Miami	20-13	9-7	t-4 NIT 1-1
2012-13	Miami	29-7	15-3	1 NCAA 2-1
2013-14	Miami	17-16	7-11	10
2014-15	Miami	25-13	10-8	6 NIT 4-1
2015-16	Miami	18-4	7-3	
Overall		579-387	314-196	14-15

WINNINGEST COACHES

All-Time -as of Nov. 2015

	Name	Total Wins
1	Mike Krzyzewski	1018
2	Jim Boeheim	966
3	Bob Knight	902
4	Dean Smith	879
5	Adolph Rupp	876
6	Jim Calhoun	873
7	Jim Phelan	830
8	Eddie Sutton	806
9	Lefty Driesell	786
10	Lute Olson	780
11	Lou Henson	779
12	Cliff Ellis	770
13	Bob Huggins	765
14	Ed Diddle	759
15	Henry Iba	755
16	Roy Williams	750
17	Phog Allen	746
18	Rollie Massimino	745
19	John Chaney	741
20	Bo Ryan	740
21	Jerry Tarkanian	729
22	Norm Stewart	729
23	Ray Meyer	724
24	Rick Pitino	722
25	Don Haskins	719
26	Rick Byrd	711
27	Jerry Sloucum	699
28	Mike Montgomery	677
29	Denny Crum	675
30	Gary Williams	668
31	John Wooden	664
32	Larry Hunter	664
33	Ralph Miller	657
34	Tom Penders	649
35	Gene Bartow	647
36	John Beilein	642
37	Billy Tubbs	641
38	Homer Drew	640
39	Marv Harshman	637
40	Hugh Durham	633
41	Norm Sloan	624
42	Stew Morrill	620
43	Ben Braun	615
44	Rick Barnes	604
45	Slats Gill	599
46	Tom Davis	598
47	Abe Lemons	597
48	John Thompson	596
49	John Calipari	593
50	Guy Lewis	592
51	Bobby Cremins	579
52	Pat Douglass	573
53	Eldon Miller	568
54	Davey Whitney	566
55	Gale Catlett	565
56	Gary Colson	563
T57	Jim Larrañaga	561
T57	Lon Kruger	561
59	John Kresse	560
60	Bill Self	559
61	Tony Hinkle	558
62	Glenn Wilkes	551

MIAMI HIGHS	OPPONENT HIGHS	MIAMI LOWS	OPPONENT LOWS
Points 105, vs. Mississippi State 11/19	Points 85, at NC State, 1/30	Points 58, at Virginia, 1/12	Points 49, at La Salle, 12/22
Points/Half 59 (1st), vs. Mississippi State 11/19	Points/Half 50, vs. Louisiana 11/16	Points/Half 17 (1st), vs. Syracuse, 1/2	Points/Half 21 (1st), vs. Charlotte, 12/5
Field Goals Made 34 (2x) last at La Salle, 12/22	Field Goals Made 31, vs. Notre Dame, 2/3	Field Goals Made 18, vs. Syracuse, 1/2	Field Goals Made 17, at La Salle, 12/22
Field Goal Att. 64 (2x) last vs. Wake Forest, 1/23	Field Goal Att. 67 (2x) last vs. Notre Dame, 2/3	Field Goal Att. 50, at Virginia, 1/12	Field Goal Att. 47, at Virginia, 1/12
Field Goal Pct. 56.7, vs. Mississippi State 11/19	Field Goal Pct. 50.9, at NC State, 1/30	Field Goal Pct. 34.6, vs. Syracuse, 1/2	Field Goal Pct. 29.8, at La Salle, 12/22
3-Point FG Made 12, vs. Louisiana 11/16	3-Point FG Made 12, vs. Northeastern, 11/27	3-Point FG Made 2, at Boston College, 1/20	3-Point FG Made 1, vs. Florida, 12/8
3-Point FG Att. 31, vs. UTRGV 11/13	3-Point FG Att. 24, at La Salle, 12/22	3-Point FG Att. 10, at Boston College, 1/20	3-Point FG Att. 7, at Virginia, 1/12
Free Throws Made 28, vs. Mississippi State 11/19	Free Throws Made 26, at NC State, 1/30	Free Throws Made 7, vs. Northeastern, 11/27	Free Throws Made 4, vs. Notre Dame, 2/3
Free Throw Att. 38, vs. Mississippi State 11/19	Free Throw Att. 31, at NC State, 1/30	Free Throw Att. 9, vs. Northeastern, 11/27	Free Throw Att. 8, vs. Notre Dame, 2/3
Rebounds 51, at La Salle, 12/22	Rebounds 41 (2x) last at NC State, 1/30	Rebounds 23, at NC State, 1/30	Rebounds 24, at La Salle, 12/22
Assists 24, vs. Duke, 1/25	Assists 15, at Clemson, 1/16	Assists 8 (2x) last at Virginia, 1/12	Assists 5, vs. Princeton, 12/29
Steals 12 (2x) last vs. Wake Forest, 1/23	Steals 13, vs. College of Charleston, 12/19	Steals 2, vs. Princeton, 12/29	Steals 1 (2x) last at Virginia, 1/12
Blocks 7 (4x) last vs. Duke, 1/25	Blocks 5 (3x) last vs. Notre Dame, 2/3	Blocks 0, vs. UTRGV 11/13	Blocks 0 (2x) last vs. Duke, 1/25
Turnovers 17, vs. College of Charleston, 12/19	Turnovers 19, vs. Syracuse, 1/2	Turnovers 6, at Georgia Tech, 2/7	Turnovers 5, vs. Charlotte, 12/5
Bench Points 50, vs. Mississippi State 11/19	Bench Points 25 (3x) last vs. Charlotte, 12/5	Bench Points 3, vs. Florida, 12/8	Bench Points 7 (2x) last vs. Duke, 1/25
Victory Margin 46, at La Salle, 12/22	Victory Margin 16, at NC State, 1/30	Victory Margin 5, at Nebraska, 12/1	Victory Margin 1, vs. Northeastern, 11/27

MIAMI INDIVIDUAL HIGHS	
Points	27, Sheldon McClellan, vs. Utah 11/20
Field Goals Made	10, Sheldon McClellan, vs. Utah 11/20
Field Goal Attempts	14, Sheldon McClellan, at NC State, 1/30
3-Point FG Made	4 (3x), last Ivan Cruz Uceda, at La Salle, 12/22
3-Point FG Attempts	9, Sheldon McClellan, at NC State, 1/30
Free Throws Made	12, Sheldon McClellan, vs. Syracuse, 1/2
Free Throw Attempts	14, Sheldon McClellan, vs. Syracuse, 1/2
Rebounds	17, Tonye Jekiri, at Boston College, 1/20
Assists	11, Angel Rodriguez, vs. Duke, 1/25
Blocks	5, Tonye Jekiri, vs. Northeastern, 11/27

OPPONENT INDIVIDUAL HIGHS	
Points	30, Cat Barber, at NC State, 1/30
Field Goals Made	11, Shavon Shields, at Nebraska, 12/1
Field Goal Attempts	25, Shavon Shields, at Nebraska, 12/1
3-Point FG Made	5 (3x) last Malachi Richardson, Syracuse, 1/2
3-Point FG Attempts	10 Quincy Ford, vs. Northeastern, 11/27
Free Throws Made	11, David Walker, vs. Northeastern, 11/27
Free Throw Attempts	12, David Walker, vs. Northeastern, 11/27
Rebounds	13, Shawn Long, vs. Louisiana, 11/16
Assists	8 (2x) last Eli Carter, at Boston College, 1/20
Blocks	4, Jake Hammond, at Nebraska, 12/1

THE LAST TIME ...

Player Scored 30 Points

Miami Sheldon McClellan (31), at Charlotte, 11/25/14
Opponent Cat Barber (30), at NC State, 1/30/16

Player Scored 35 Points

Miami Jack McClinton (35) vs. North Carolina, 3/15/09
Opponent Xavier Rathan-Mayes (35) Florida State, 2/25/15

Player Scored 40 Points

Miami Darius Rice (43) vs. Connecticut, 1/20/03
Opponent Sean Singletary (41), Virginia, 3/1/08

Two Players Scored 20 Points

Miami Sheldon McClellan (27), Tonye Jekiri (20), Utah, 11/20/15
Opponent David Walker (21), Quincy Ford (24), Northeastern, 11/27/15

Three Players Scored 20 Points

Miami Dwayne Collins (23), Brian Asbury (21), Jack McClinton (20) vs. Virginia Tech, 1/25/09
Opponent Travis Mays (40), Alvin Heggs (22), Lance Blanks (21), Texas, 2/22/89

Five (not 5+) Players Scored in Double Figures

Miami Anthony Lawrence, Jr. (18), Sheldon McClellan (12), Angel Rodriguez (12), Ja'Quan Newton (12), Kamari Murphy (11) vs. Notre Dame, 2/3/16
Opponent Shawn Long (21), Jay Wright (13), Kasey Shepherd (12), Bryce Washington (11), Devonta Walker (11) vs. Louisiana 11/16/15

Six (not 6+) Players Scored in Double Figures

Miami Davon Reed (19), Angel Rodriguez (18), Sheldon McClellan (16), Ivan Cruz Uceda (13), Anthony Lawrence (12), Ja'Quan Newton (11) vs. Louisiana 11/16/15

Seven+ Players Scored in Double Figures

Miami Sheldon McClellan (18), Ja'Quan Newton (15), James Palmer (14), Ebuka Izundu (11) Angel Rodriguez (11), Ivan Cruz Uceda (10), Anthony Lawrence Jr. (10) vs. Mississippi State 11/19/15

Player Grabbed 15 Rebounds

Miami Tonye Jekiri (15) at Louisville, 2/21/15
Opponent Jahlil Okafor (15), at Duke, 1/13/15

Two Players Grabbed 10 Rebounds

Miami Tonye Jekiri (14), Kamari Murphy (10), at La Salle, 12/22/15
Opponent Tyler Roberson (11), Tyler Lydon (10), Syracuse, 1/2/16

Three Players Grabbed 10 Rebounds

Miami Mark Richardson (11), Eric Brown (10), Joe Wylie (10) vs. FIU, 3/6/89
Opponent Matt Harpring (12), Dion Glover (10), Michael Maddox (10), Georgia Tech, 12/27/97

Player Had 10 Assists

Miami Angel Rodriguez (11), vs. Duke, 1/25/16
Opponent Kris Dunn (13), Providence, 12/22/14

Player Had 10 Blocks

Miami Anthony King (10) vs. Florida Atlantic, 11/29/04
Opponent Jarvis Varnado (10), Mississippi State, 12/13/07

Player Had a Double-Double

Miami Angel Rodriguez (13 pts, 11 ast) vs. Duke, 1/25/16
Opponent Brandon Ingram (19 pts, 10 reb) vs. Duke, 1/25/16

Player Had a Triple-Double

Miami Anthony King (11 pts, 10 reb, 13 blks) vs. Florida Atlantic, 11/29/04
Opponent Brendan Haywood (18 pts, 14 reb, 10 blks), North Carolina, 12/4/00

Two Players Had Double-Doubles

Miami Reggie Johnson (22 pts, 11 rebs) & Kenny Kadji (12 pts, 12 rebs), vs. Stetson, 11/9/12
Opponent Brice Johnson (22 pts, 11 rebs) & J.P. Tokoto (10 pts, 10 rebs), North Carolina, 2/28/15

Team Scored 100 Points

Miami 105 vs. Mississippi State, 11/19/15
Opponent 105, North Carolina, 1/31/07

Team Scored 50 Points in a Half

Miami 55 (2nd half) at La Salle, 12/22/15
Opponent 50 (2nd half) vs. Louisiana, 11/16/15

Team Shot 50 Percent in Both Halves

Miami .630 (17-27) / .500 (31-55) vs. Notre Dame, 2/3/16
Opponent .563 (9-16) / .520 (13-25) at Florida State, 2/1/15

Team Shot 60 Percent in a Half

Miami .630 (17-27), first half, vs. Notre Dame, 2/3/16
Opponent .611 (11-18), second half, at Virginia, 1/12/16

Team Shot 70 Percent in a Half

Miami .739 (17-23), first half, at Florida State, 2/13/13

Team Shot 60 Percent in a Game

Miami .638 (30-47), at Florida State, 2/13/13
Opponent .622 (23-37), Clemson, 12/21/08

Team Shot Less Than 30 Percent in a Game

Miami .293 (12-41), vs. Eastern Kentucky, 12/19/14
Opponent .298 (9-19), at La Salle, 12/22/15

THE LAST TIME A MIAMI FRESHMAN ...

Scored 26+ Points:	Durand Scott, 29, vs. North Carolina, 3/02/10
Scored 20-25 Points:	Deandre Burnett, 21, vs. Green Bay, 12/6/14
Perfect from Field (5+ att):	Reggie Johnson (RS), 8-of-8, vs. Wake Forest, 3/11/10
Perfect from 3-Point (3+ att):	Anthony Lawrence, 4-of-4, vs. Notre Dame, 2/3/16
10+ Rebounds:	Reggie Johnson (RS), 12, vs. Virginia Tech, 03/12/10
10+ Assists:	Durand Scott, 10, vs. North Carolina Central, 11/14/09
5-9 Assists:	Ja'Quan Newton, 5, at Notre Dame, 1/17/15
5+ Steals:	Shane Larkin, 6, vs. North Carolina, 01/10/12
4+ Blocks:	Raphael Akpejori, 4, McNeese State, 11/24/10
Double-Double:	Julian Gamble (RS), 13 points, 13 rebounds, North Florida, 12/31/08

Official Basketball Box Score -- Game Totals -- Final Statistics
UTRGV vs Miami
 11-13-15 7:02 p.m. at BankUnited Center | Coral Gables, Fla.

UTRGV 59 • 0-1

#	Player	Total			3-Ptr			Rebounds			PF	TP	A	TO	Blk	Stl	Min
		FG-FGA	FG-FGA	FT-FTA	FG-FGA	FG-FGA	FT-FTA	Off	Def	Tot							
03	Thompson, JJ	1-5	1-3	2-2	0	1	1	3	5	5	4	0	1	30			
20	Dixon, Nick	0-7	0-2	1-2	1	3	4	1	1	1	1	0	1	19			
23	Kimasa, Dan	5-11	0-0	0-0	0	5	5	3	10	1	1	0	25				
24	Hines, Shaquille	7-14	3-4	1-1	3	3	6	4	18	0	1	0	24				
35	Slaughter, Dakota	2-7	1-5	0-0	1	2	4	5	1	3	0	0	28				
01	Osborne, Everett	2-3	1-2	2-2	0	1	1	1	7	0	1	0	17				
05	Jones, Walter	1-1	0-0	0-2	0	0	0	3	2	0	0	0	8				
32	Rwabigwi, Adonis	0-1	0-0	0-0	0	3	3	0	0	2	1	0	15				
44	Ikenobe, Christopher	0-0	0-0	2-3	0	1	1	1	2	0	1	0	4				
55	Green, Antonio	4-6	1-3	0-0	0	4	4	3	9	1	0	0	30				
Team						6		7				1					
Totals		22-55	7-19	8-12	6	28	34	26	59	9	15	1	4	200			
FG % 1st Half:		8-27	29.6%	2nd half:	14-28	50.0%	Game:	22-55	40.0%	Deadball Rebounds							
3FG % 1st Half:		3-10	30.0%	2nd half:	4-9	44.4%	Game:	7-19	36.8%	1							
FT % 1st Half:		1-2	50.0%	2nd half:	7-10	70.0%	Game:	8-12	66.7%								

Miami 86 • 1-0

#	Player	Total			3-Ptr			Rebounds			PF	TP	A	TO	Blk	Stl	Min
		FG-FGA	FG-FGA	FT-FTA	FG-FGA	FG-FGA	FT-FTA	Off	Def	Tot							
05	Davon Reed	4-11	0-4	6-9	1	2	3	3	14	0	0	0	1	24			
10	Sheldon McClellan	6-10	2-4	4-4	1	3	4	3	18	1	1	0	1	29			
13	Angel Rodriguez	2-10	1-7	0-1	1	1	2	1	5	7	0	0	2	32			
23	Tonye Jekiri	2-5	0-1	3-4	2	10	12	3	7	1	1	0	0	28			
33	Ivan CruzUceda	5-9	4-7	2-2	1	6	7	2	16	1	1	0	1	26			
00	Ja'Quan Newton	3-6	0-1	5-7	0	2	2	0	11	1	3	0	1	23			
03	Anthony Lawrence	0-1	0-0	1-2	0	2	2	1	1	0	1	0	0	6			
12	James Palmer	3-7	2-4	3-4	1	5	6	0	11	3	0	0	0	23			
15	Ebuka Izundu	0-0	0-0	0-0	0	0	0	2	0	0	0	0	0	4			
20	Mike Robinson	1-2	1-2	0-0	0	1	1	1	3	0	0	0	0	3			
35	Chris Stowell	0-1	0-1	0-0	0	0	0	0	0	0	0	0	0	2			
Team						6		6				1					
Totals		26-62	10-31	24-33	15	30	45	16	86	14	8	0	6	200			
FG % 1st Half:		8-29	27.6%	2nd half:	18-33	54.5%	Game:	26-62	41.9%	Deadball Rebounds							
3FG % 1st Half:		1-12	8.3%	2nd half:	9-19	47.4%	Game:	10-31	32.3%	2							
FT % 1st Half:		11-12	91.7%	2nd half:	13-21	61.9%	Game:	24-33	72.7%								

Officials: Clarence Armstrong, Tim Eberole, Bob Testa

Technical fouls: UTRGV-None. Miami-None.

Attendance: 6607

Score by periods	1st	2nd	Total
UTRGV	20	39	59
Miami	28	58	86

Last FG - UTRGV 2nd-01:25, UM 2nd-02:58.

Largest lead - UTRGV by 3 1st-18:22, UM by 32 2nd-02:02.

UTRGV led for 04:59. UM led for 33:25. Game was tied for 01:36.

Score tied - 3 times.

Lead changed - 3 times.

Official Basketball Box Score -- Game Totals -- Final Statistics
Louisiana vs Miami
 11-16-15 7 p.m. at BankUnited Center | Coral Gables, Fla.

Louisiana 77 • 1-1

#	Player	Total			3-Ptr			Rebounds			PF	TP	A	TO	Blk	Stl	Min
		FG-FGA	FG-FGA	FT-FTA	FG-FGA	FG-FGA	FT-FTA	Off	Def	Tot							
21	Long, Shawn	9-17	0-2	3-8	6	7	13	4	21	1	4	2	1	33			
32	Washington, Bryce	5-10	1-5	0-0	2	0	2	2	11	2	2	0	0	25			
01	Wright, Jay	4-9	1-2	4-7	0	0	0	2	13	8	1	0	2	30			
13	Register, Hayward	1-2	1-2	2-3	0	1	1	1	5	0	1	0	0	11			
22	Stove, Johnathan	0-1	0-0	2-2	0	3	3	3	2	1	2	0	1	22			
00	Walker, Devonta	5-7	0-0	1-2	3	2	5	4	11	0	1	1	0	15			
03	Wooten, Tyrone	0-3	0-1	0-0	1	2	3	1	0	0	0	0	0	7			
04	Wronkoski, Steven	1-3	0-2	0-0	1	1	2	2	2	0	1	0	0	17			
05	Shepherd, Kasey	4-9	2-5	2-2	1	2	3	2	12	2	1	0	3	22			
15	Edgman, Jay	0-2	0-1	0-0	0	1	1	1	0	0	0	0	0	14			
23	Williams, Tiremone	0-0	0-0	0-0	0	0	0	1	0	0	0	0	0	4			
Team						4		5				0					
Totals		29-63	5-20	14-24	18	20	38	23	77	14	13	3	7	200			
FG % 1st Half:		10-24	41.7%	2nd half:	19-39	48.7%	Game:	29-63	46.0%	Deadball Rebounds							
3FG % 1st Half:		2-9	22.2%	2nd half:	3-11	27.3%	Game:	5-20	25.0%	5							
FT % 1st Half:		5-9	55.6%	2nd half:	9-15	60.0%	Game:	14-24	58.3%								

Miami 93 • 2-0

#	Player	Total			3-Ptr			Rebounds			PF	TP	A	TO	Blk	Stl	Min
		FG-FGA	FG-FGA	FT-FTA	FG-FGA	FG-FGA	FT-FTA	Off	Def	Tot							
33	Ivan CruzUceda	5-7	3-5	0-0	0	3	3	3	13	0	0	0	0	29			
23	Tonye Jekiri	2-6	0-1	0-1	1	3	4	4	4	1	2	0	0	23			
05	Davon Reed	6-8	4-5	3-4	0	4	4	3	19	1	2	1	1	32			
10	Sheldon McClellan	6-9	2-4	2-3	2	3	5	2	16	2	1	1	3	34			
13	Angel Rodriguez	4-11	2-6	8-11	3	2	5	3	18	4	2	1	0	31			
00	Ja'Quan Newton	5-6	0-0	1-2	0	4	0	1	11	5	2	0	0	15			
03	Anthony Lawrence	3-6	1-2	5-6	2	4	6	3	12	4	1	1	2	25			
12	James Palmer	0-2	0-0	0-0	1	1	2	1	0	0	0	0	0	11			
15	Ebuka Izundu	0-0	0-0	0-0	0	0	0	0	0	0	0	0	0	0+			
Team						1		2				0					
Totals		31-55	12-23	19-27	10	21	31	20	93	17	10	4	6	200			
FG % 1st Half:		16-30	53.3%	2nd half:	15-25	60.0%	Game:	31-55	56.4%	Deadball Rebounds							
3FG % 1st Half:		6-14	42.9%	2nd half:	6-9	66.7%	Game:	12-23	52.2%	2							
FT % 1st Half:		5-6	83.3%	2nd half:	14-21	66.7%	Game:	19-27	70.4%								

Officials: Tim Nestor, Raymond Stians, Alfred Smith

Technical fouls: Louisiana-None. Miami-None.

Attendance: 5965

Score by periods	1st	2nd	Total
Louisiana	27	50	77
Miami	43	50	93

Last FG - ULL 2nd-01:17, UM 2nd-02:15.

Largest lead - ULL by 3 1st-19:35, UM by 20 1st-03:31.

ULL led for 01:21. UM led for 37:33. Game was tied for 01:06.

Score tied - 2 times.

Lead changed - 1 time.

Official Basketball Box Score -- Game Totals -- Final Statistics
Miami vs Mississippi State
 11/19/15 6:00 PM AT at Coliseo Roberto Clemente (San Juan, PR)

Miami 105 • 3-0

#	Player	Total			3-Ptr			Rebounds			PF	TP	A	TO	Blk	Stl	Min
		FG-FGA	FG-FGA	FT-FTA	FG-FGA	FG-FGA	FT-FTA	Off	Def	Tot							
33	Ivan CruzUceda	4-6	2-3	0-0	0	6	6	3	10	0	1	0	1	22			
23	Tonye Jekiri	3-5	0-0	2-2	3	7	10	3	8	2	3	1	0	18			
05	Davon Reed	1-2	1-1	5-5	0	3	4	8	1	2	0	0	0	18			
10	Sheldon McClellan	5-10	2-3	6-6	0	0	0	1	18	4	0	0	2	32			
13	Angel Rodriguez	4-6	2-3	1-2	1	2	3	11	5	2	0	0	0	24			
00	Ja'Quan Newton	5-10	0-2	5-8	0	2	2	2	15	5	2	0	2	24			
03	Anthony Lawrence	3-7	0-2	4-6	2	2	4	3	10	2	0	0	2	22			
12	James Palmer	6-9	2-3	0-2	0	2	2	0	14	1	0	0	0	21			
15	Ebuka Izundu	3-5	0-0	5-7	5	2	7	0	11	0	0	0	0	15			
20	Mike Robinson	0-0	0-0	0-0	0	0	0	1	0	0	0	0	0	2			
35	Chris Stowell	0-0	0-0	0-0	0	0	0	0	0	0	1	0	0	2			
Team						2		4				0					
Totals		34-60	9-17	28-38	13	28	41	20	105	20	11	1	7	200			
FG % 1st Half:		20-32	62.5%	2nd half:	14-28	50.0%	Game:	34-60	56.7%	Deadball Rebounds							
3FG % 1st Half:		7-13	53.8%	2nd half:	2-4	50.0%	Game:	9-17	52.9%	5							
FT % 1st Half:		12-17	70.6%	2nd half:	16-21	76.2%	Game:	28-38	73.7%								

Mississippi State 79 • 1-2

#	Player	Total			3-Ptr			Rebounds			PF	TP	A	
---	--------	-------	--	--	-------	--	--	----------	--	--	----	----	---	--

Official Basketball Box Score -- Game Totals -- Final Statistics
Butler vs Miami
 11-22-15 7:30 PM AT Coliseo Roberto Clemente (San Juan, PR)

Butler 75 • 3-1

#	Player	Total			3-Ptr			Rebounds			PF	TP	A TO	Blk	Stl	Min
		FG-FGA	FG-FGA	FT-FTA	FG-FGA	FG-FGA	FT-FTA	Off	Def	Tot						
04	WIDEMAN, Tyler	r	3-6	0-0	2-2	4	6	10	4	8	0	0	0	2	31	
45	CHRABASCZ, Andrew	r	3-7	0-1	0-0	2	0	2	4	6	2	0	1	0	27	
01	LEWIS, Tyler	g	1-5	1-4	0-0	0	0	0	1	3	1	2	0	0	25	
21	JONES, Roosevelt	g	7-13	0-0	5-11	3	2	5	2	19	5	3	0	1	36	
24	DUNHAM, Kellen	g	6-17	5-8	6-6	0	0	0	3	23	1	4	0	0	28	
00	ETHERINGTON, Austin	g	0-1	0-1	0-0	0	1	1	0	0	1	0	0	0	8	
05	GATHERS, Jordan	g	2-3	2-3	0-0	0	0	0	1	6	1	1	0	2	12	
13	DAVIS, Jackson	g	1-2	0-0	0-0	0	0	0	1	2	0	0	0	0	5	
30	MARTIN, Kelan	g	3-5	0-1	2-2	0	5	5	3	8	0	3	0	0	28	
Team						4	3	7								
Totals			26-59	8-18	15-21	13	17	30	19	75	11	13	1	5	200	

FG % 1st Half: 11-27 40.7% 2nd half: 15-32 46.9% Game: 26-59 44.1% Deadball Rebounds 2
 3FG % 1st Half: 3-9 33.3% 2nd half: 5-9 55.6% Game: 8-18 44.4%
 FT % 1st Half: 4-6 66.7% 2nd half: 11-15 73.3% Game: 15-21 71.4%

Miami 85 • 5-0

#	Player	Total			3-Ptr			Rebounds			PF	TP	A TO	Blk	Stl	Min
		FG-FGA	FG-FGA	FT-FTA	FG-FGA	FG-FGA	FT-FTA	Off	Def	Tot						
33	Ivan CruzUceda	r	3-4	2-3	0-0	1	3	4	1	8	0	0	2	0	20	
23	Tonye Jekiri	c	4-6	0-0	4-4	4	8	12	4	12	1	3	2	0	34	
05	Davon Reed	g	1-3	1-1	4-4	1	4	5	3	7	3	2	0	0	30	
10	Sheldon McClellan	g	2-6	2-5	2-2	0	2	2	2	8	2	1	0	1	29	
13	Angel Rodriguez	g	6-10	3-6	4-4	0	1	1	3	19	3	4	0	3	29	
00	Ja'Quan Newton	g	5-12	0-1	7-8	0	1	1	1	17	3	1	1	2	23	
03	Anthony Lawrence	g	3-6	1-3	0-0	0	1	1	1	7	1	0	0	2	12	
12	James Palmer	g	1-2	0-1	0-0	0	1	1	2	2	1	0	0	0	11	
21	Kamari Murphy	g	2-3	0-0	1-2	1	3	4	4	5	0	0	0	0	12	
Team						2	0	2								
Totals			27-52	9-20	22-24	9	24	33	21	85	14	11	5	8	200	

FG % 1st Half: 18-34 52.9% 2nd half: 9-18 50.0% Game: 27-52 51.9% Deadball Rebounds 1
 3FG % 1st Half: 4-11 36.4% 2nd half: 5-9 55.6% Game: 9-20 45.0%
 FT % 1st Half: 2-2 100.0% 2nd half: 20-22 90.9% Game: 22-24 91.7%

Officials: Joe DeRosa, Patrick Adams, Kipp Kissingher
 Technical fouls: Butler-None. Miami-Kamari Murphy.
 Attendance: 5309
 Game 12 of the Ninth Annual Puerto Rico Tip-Off Tournament
 Championship Game

Score by periods	1st	2nd	Total
Butler	29	46	75
Miami	42	43	85

Last FG - BUTLER 2nd-03:31, UM 2nd-06:15.
 Largest lead - BUTLER None, UM by 19 1st-02:41.
 BUTLER led for 00:00. UM led for 37:47. Game was tied for 02:13.

	In	Off	2nd	Fast	Bench
Points	28	16	15	2	16
UM	28	19	13	13	31

Score tied - 2 times.
 Lead changed - 0 times.

Official Basketball Box Score -- Game Totals -- Final Statistics
Northeastern vs Miami
 11-27-15 4 p.m. at BankUnited Center | Coral Gables, Fla.

Northeastern 78 • 4-1

#	Player	Total			3-Ptr			Rebounds			PF	TP	A TO	Blk	Stl	Min
		FG-FGA	FG-FGA	FT-FTA	FG-FGA	FG-FGA	FT-FTA	Off	Def	Tot						
04	Walker, David	*	4-10	2-4	11-12	0	2	2	1	21	3	2	0	1	38	
10	Williams, T.J.	*	1-4	0-2	1-3	0	0	0	0	3	3	0	0	0	28	
12	Ford, Quincy	*	9-17	5-10	1-3	1	5	6	3	24	2	4	0	4	29	
33	Stahl, Zach	*	3-6	0-0	0-0	1	4	5	4	6	0	4	1	0	32	
34	Abakah, Kwesi	*	1-4	0-0	0-0	2	3	5	3	2	1	0	0	0	24	
11	Miller, Jeremy	*	3-5	2-2	1-1	2	3	5	1	9	0	0	0	0	17	
15	Donnelly, Caleb	*	2-2	1-1	0-1	0	0	0	0	5	0	0	0	0	8	
20	Begley, Devon	*	2-6	2-3	2-2	1	2	3	2	8	2	2	0	0	24	
Team						4	3	7								
Totals			25-54	12-22	16-22	11	22	33	14	78	11	12	1	5	200	

FG % 1st Half: 11-26 42.3% 2nd half: 14-28 50.0% Game: 25-54 46.3% Deadball Rebounds 0
 3FG % 1st Half: 7-12 58.3% 2nd half: 5-10 50.0% Game: 12-22 54.5%
 FT % 1st Half: 6-8 75.0% 2nd half: 10-14 71.4% Game: 16-22 72.7%

Miami 77 • 5-0

#	Player	Total			3-Ptr			Rebounds			PF	TP	A TO	Blk	Stl	Min
		FG-FGA	FG-FGA	FT-FTA	FG-FGA	FG-FGA	FT-FTA	Off	Def	Tot						
05	Davon Reed	*	7-10	2-5	3-3	1	6	7	3	19	4	2	1	1	34	
10	Sheldon McClellan	*	8-12	1-3	1-1	0	1	1	3	18	1	0	0	1	32	
13	Angel Rodriguez	*	5-11	1-4	1-1	0	0	0	4	12	6	3	0	1	32	
23	Tonye Jekiri	*	4-8	0-0	0-1	2	10	12	2	8	2	2	5	0	37	
33	Ivan CruzUceda	*	1-3	1-3	0-0	0	0	0	1	3	1	0	0	0	14	
00	Ja'Quan Newton	*	5-7	1-1	2-3	1	1	2	4	13	1	2	0	1	20	
03	Anthony Lawrence	*	0-1	0-0	0-0	1	0	1	1	0	0	0	0	0	5	
12	James Palmer	*	1-5	0-1	0-0	0	0	0	0	2	1	0	0	0	9	
21	Kamari Murphy	*	1-2	0-0	0-0	1	5	6	3	2	0	2	1	0	17	
Team						0	1	1								
Totals			32-59	6-17	7-9	6	24	30	21	77	16	11	7	4	200	

FG % 1st Half: 13-29 44.8% 2nd half: 19-30 63.3% Game: 32-59 54.2% Deadball Rebounds 1
 3FG % 1st Half: 1-8 12.5% 2nd half: 5-9 55.6% Game: 6-17 35.3%
 FT % 1st Half: 3-4 75.0% 2nd half: 4-5 80.0% Game: 7-9 77.8%

Officials: Brian Dorsey, Les Jones, Bill McCarthy
 Technical fouls: Northeastern-None. Miami-None.
 Attendance: 6635

Score by periods	1st	2nd	Total
Northeastern	35	43	78
Miami	30	47	77

Last FG - NU 2nd-00:00, UM 2nd-00:18.
 Largest lead - NU by 13 1st-07:09, UM by 7 2nd-04:23.
 NU led for 31:54. UM led for 06:00. Game was tied for 02:06.

	In	Off	2nd	Fast	Bench
Points	18	15	7	10	17
NU	18	15	7	10	17

Score tied - 2 times.
 Lead changed - 4 times.

Official Basketball Box Score -- Game Totals -- Final Statistics
Miami vs Nebraska
 12/01/15 8:05 p.m. at Pinnacle Bank Arena (Lincoln, Neb.)

Miami 77 • 6-1

#	Player	Total			3-Ptr			Rebounds			PF	TP	A TO	Blk	Stl	Min
		FG-FGA	FG-FGA	FT-FTA	FG-FGA	FG-FGA	FT-FTA	Off	Def	Tot						
21	Kamari Murphy	r	5-6	0-0	0-0	1	4	5	4	10	0	2	1	0	29	
23	Tonye Jekiri	c	2-8	0-1	3-3	2	8	10	3	7	2	2	2	0	39	
05	Davon Reed	g	1-10	1-6	5-6	1	3	4	2	8	0	1	0	0	32	
10	Sheldon McClellan	g	3-8	1-2	7-9	2	2	4	2	14	0	2	0	1	43	
13	Angel Rodriguez	g	5-11	2-5	3-4	0	4	4	1	15	4	4	1	3	36	
00	Ja'Quan Newton	g	3-6	0-2	4-5	0	2	2	1	10	2	2	0	0	20	
03	Anthony Lawrence	g	5-7	2-3	1-1	2	5	7	1	13	0	0	0	0	14	
12	James Palmer	g	0-0	0-0	0-0	0	0	0	1	0	0	0	0	0	3	
33	Ivan CruzUceda	g	0-2	0-2	0-0	1	1	2	1	0	0	1	0	0	9	
Team						3	0	3								
Totals			24-58	6-21	23-28	12	29	41	16	77	8	14	4	4	225	

FG % 1st Half: 13-30 43.3% 2nd half: 9-21 42.9% OT: 2-7 28.6% Game: 24-58 41.4% Deadball Rebounds 2
 3FG % 1st Half: 3-8 37.5% 2nd half: 2-9 22.2% OT: 1-4 25.0% Game: 6-21 28.6%
 FT % 1st Half: 8-8 100.0% 2nd half: 11-14 78.6% OT: 4-6 66.7% Game: 23-28 82.1%

Nebraska 72 • 5-3

#	Player	Total			3-Ptr			Rebounds			PF	TP	A TO	Blk	Stl	Min
		FG-FGA	FG-FGA	FT-FTA	FG-FGA	FG-FGA	FT-FTA	Off	Def	Tot						
24	Hammond, Jake	r	0-3	0-0	0-0	1	2	3	4	0	1	1	4	0	22	
31	Shields, Shavon	r	11-25	2-5	4-6	2	3	5	4	28	2	4	0	2	40-	
00	Webster, Tai	g	4-11	1-2	0-0	0	5	5	9	4	2	0	1	0	30	
03	White III, Andrew	g	4-8	1-4	4-4	2	4	6	2	13	0	2	0	2	39	
32	Parker, Benny	g	2-5	2-3	0-0	0	4	4	1	6	1	1	0	1	34	
05	Walter Jr., Glynn	g	4-9	2-3	1-2	1	3	4	2	11	1	0	0	0	20	
10	McVeigh, Jack	g	1-1	1-1	0-0	0	2	2	1	3	1	1	0	1	17	
12	Jacobson, Michael	g	0-1	0-0	0-0	0	0	0	0	0	0	0	0	0	3	
30	Morrow Jr., Ed	g	1-1	0-0	0-0	2	2	4	3	2	0	0	0	0		

Official Basketball Box Score -- Game Totals -- Final Statistics
Florida vs Miami
 12-08-15 7:02 p.m. at BankUnited Center | Coral Gables, Fla.

Florida 55 • 6-2

#	Player	Total		3-Ptr	Rebounds			PF	TP	A	TO	Blk	Stl	Min
		FG-FGA	FG-FGA		FT-FTA	Off	Def							
00	Hill, Kasey	1-7	0-3	2-3	0	0	0	5	4	1	3	0	1	21
03	Robinson, Devin	5-10	0-1	1-1	1	5	6	3	11	2	0	0	0	30
04	Allen, KeVaughn	2-7	0-1	0-0	0	2	2	1	4	0	0	0	0	21
10	Walker, Dorian	4-7	1-2	3-8	1	5	6	2	12	0	2	0	0	34
15	Egbunu, John	5-10	0-0	4-4	2	3	5	4	14	0	2	0	1	30
01	Walker, DeVon	0-0	0-0	0-0	1	0	1	0	0	0	1	0	1	8
02	Francis-Ramirez, B.	2-7	0-2	0-0	0	1	1	2	4	1	0	0	0	18
11	Chiozza, Chris	1-4	0-2	0-0	0	2	2	5	2	3	2	0	1	20
13	Hayes, Kevarius	1-2	0-0	0-0	1	1	2	0	2	0	0	1	1	10
24	Leon, Justin	1-3	0-1	0-0	2	1	3	1	2	0	0	0	1	7
32	Rimmer, Schuyler	0-0	0-0	0-0	0	1	1	0	0	0	0	0	0	1
	Team				1	1	2							
	Totals	22-57	1-12	10-16	9	22	31	23	55	7	10	1	5	200

FG % 1st Half: 9-25 36.0% 2nd half: 13-32 40.6% Game: 22-57 38.6% Deadball Rebounds 1
 3FG % 1st Half: 1-6 16.7% 2nd half: 0-6 0.0% Game: 1-12 8.3%
 FT % 1st Half: 5-7 71.4% 2nd half: 5-9 55.6% Game: 10-16 62.5%

Miami 66 • 8-1

#	Player	Total		3-Ptr	Rebounds			PF	TP	A	TO	Blk	Stl	Min
		FG-FGA	FG-FGA		FT-FTA	Off	Def							
05	Davon Reed	2-8	1-4	0-0	0	4	4	2	5	0	2	2	3	27
10	Sheldon McClellan	7-12	3-4	7-8	1	4	5	0	24	1	1	0	1	37
13	Angel Rodriguez	5-8	3-5	4-4	0	3	3	3	17	1	2	0	3	29
21	Kamari Murphy	3-7	0-1	2-4	2	4	6	4	8	1	1	1	0	34
23	Tonye Jekiri	3-4	0-0	3-4	5	4	9	3	9	1	3	3	0	27
00	Ja'Quan Newton	0-2	0-0	3-4	0	1	1	1	3	3	3	0	0	19
12	James Palmer	0-3	0-1	0-0	1	0	1	0	0	1	0	0	0	10
15	Ebuka Izundu	0-3	0-0	0-0	1	0	1	0	0	0	0	0	0	4
33	Ivan CruzUceda	0-4	0-2	0-0	0	3	3	0	0	0	1	0	0	13
	Team				1	8	9							
	Totals	20-51	7-17	19-24	11	31	42	17	66	9	14	6	7	200

FG % 1st Half: 13-34 38.2% 2nd half: 7-17 41.2% Game: 20-51 39.2% Deadball Rebounds 3
 3FG % 1st Half: 4-11 36.4% 2nd half: 3-6 50.0% Game: 7-17 41.2%
 FT % 1st Half: 3-4 75.0% 2nd half: 16-20 80.0% Game: 19-24 79.2%

Officials: Roger Ayers, Les Jones, Patrick Adams
 Technical fouls: Florida-None. Miami-None.
 Attendance: 7972

Score by periods	1st	2nd	Total
Florida	24	31	55
Miami	33	33	66

Last FG - UF 2nd-00:16, UM 2nd-06:37.
 Largest lead - UF by 1 1st:16:45, UM by 15 2nd-01:52.
 UF led for 00:13. UM led for 39:29. Game was tied for 00:18.

Points	In	Off	2nd	Fast	Bench
UF	32	11	9	2	10
UM	22	10	11	6	3

Score tied - 0 times.
 Lead changed - 2 times.

Official Basketball Box Score -- Game Totals -- Final Statistics
Co. of Charleston vs Miami
 12-19-15 2 p.m. at BankUnited Center | Coral Gables, Fla.

Co. of Charleston 63 • 7-3

#	Player	Total		3-Ptr	Rebounds			PF	TP	A	TO	Blk	Stl	Min
		FG-FGA	FG-FGA		FT-FTA	Off	Def							
05	Brantley, Jarrell	4-10	0-2	5-7	4	7	11	4	13	1	2	0	1	30
23	Harris, Nick	2-4	0-0	1-2	0	2	2	5	5	1	1	0	1	18
03	Hulsey, Payton	2-2	0-0	0-0	3	2	5	4	4	3	2	0	0	20
12	Johnson, Cameron	0-4	0-1	0-0	1	2	3	3	0	1	4	0	1	21
24	Barry, Canyon	8-20	2-6	2-4	0	1	1	1	20	0	2	0	3	38
00	Gilmore, Donovan	1-3	0-0	0-0	1	2	3	1	2	0	0	0	0	6
11	Bailey, Evan	0-2	0-0	0-0	0	0	0	2	0	0	1	0	1	13
15	O'Donohue, Terrance	0-2	0-0	0-0	0	1	1	1	0	0	1	0	0	10
21	Pointer, Marquise	4-10	2-4	1-1	0	1	1	0	11	6	3	0	5	29
44	Bourne, James	3-4	0-0	2-3	1	0	1	4	8	0	1	0	1	15
	Team				0	4	4							
	Totals	24-61	4-13	11-17	10	22	32	25	63	12	17	0	13	200

FG % 1st Half: 11-27 40.7% 2nd half: 13-34 38.2% Game: 24-61 39.3% Deadball Rebounds 1
 3FG % 1st Half: 3-7 42.9% 2nd half: 1-6 16.7% Game: 4-13 30.8%
 FT % 1st Half: 7-10 70.0% 2nd half: 4-7 57.1% Game: 11-17 64.7%

Miami 85 • 9-1

#	Player	Total		3-Ptr	Rebounds			PF	TP	A	TO	Blk	Stl	Min
		FG-FGA	FG-FGA		FT-FTA	Off	Def							
21	Kamari Murphy	2-6	0-1	0-0	0	6	6	2	4	0	2	3	0	22
23	Tonye Jekiri	5-6	0-0	0-0	3	5	8	3	10	2	1	0	1	25
05	Davon Reed	2-5	2-4	3-4	0	0	0	2	9	1	0	0	0	21
10	Sheldon McClellan	4-9	0-3	6-7	0	3	3	1	14	1	1	0	1	28
13	Angel Rodriguez	3-8	1-4	2-4	0	2	2	2	9	5	5	0	0	25
00	Ja'Quan Newton	6-8	1-2	7-9	1	6	7	1	20	2	3	0	4	23
03	Anthony Lawrence	4-4	3-3	0-0	2	2	4	11	1	1	0	2	16	
12	James Palmer	2-4	0-2	0-2	0	2	2	0	4	1	2	0	1	19
15	Ebuka Izundu	0-0	0-0	1-2	0	0	0	1	0	0	0	0	0	3
20	Mike Robinson	0-0	0-0	0-0	0	0	0	0	0	0	0	0	0	1
33	Ivan CruzUceda	1-2	1-2	0-0	1	2	3	4	3	1	2	0	2	16
35	Chris Stowell	0-0	0-0	0-0	0	1	1	0	0	0	0	0	0	1
	Team				0	3	3							
	Totals	29-52	8-21	19-28	5	32	37	20	85	14	17	3	11	200

FG % 1st Half: 14-28 50.0% 2nd half: 15-24 62.5% Game: 29-52 55.8% Deadball Rebounds 5
 3FG % 1st Half: 3-11 27.3% 2nd half: 5-10 50.0% Game: 8-21 38.1%
 FT % 1st Half: 10-14 71.4% 2nd half: 9-14 64.3% Game: 19-28 67.9%

Officials: Tim Comer, Tim Ebersole, Jerry Heater
 Technical fouls: Co. of Charleston-None. Miami-None.
 Attendance: 6956

Score by periods	1st	2nd	Total
Co. of Charleston	32	31	63
Miami	41	44	85

Last FG - COFC 2nd-01:13, UM 2nd-01:28.
 Largest lead - COFC by 1 1st:19:18, UM by 28 2nd-03:55.
 COFC led for 00:39. UM led for 38:54. Game was tied for 00:27.

Points	In	Off	2nd	Fast	Bench
UF	34	9	10	2	21
UM	38	19	9	9	39

Score tied - 0 times.
 Lead changed - 2 times.

Official Basketball Box Score -- Game Totals -- Final Statistics
Miami vs La Salle
 12-22-15 5:06 pm at Philadelphia, Pa. (The Palestra)

Miami 95 • 10-1

#	Player	Total		3-Ptr	Rebounds			PF	TP	A	TO	Blk	Stl	Min
		FG-FGA	FG-FGA		FT-FTA	Off	Def							
21	Kamari Murphy	3-6	0-0	0-0	2	8	10	2	6	1	0	1	0	25
23	Tonye Jekiri	4-4	0-0	2-3	3	11	14	3	10	0	2	1	0	21
05	Davon Reed	2-5	0-2	3-4	0	6	6	2	7	2	0	1	0	21
10	Sheldon McClellan	5-8	2-3	2-2	1	1	2	1	14	6	0	0	1	26
13	Angel Rodriguez	2-8	0-3	7-8	1	0	1	2	11	1	1	0	0	19
00	Ja'Quan Newton	5-10	0-0	0-1	0	2	2	0	10	3	1	0	1	21
03	Anthony Lawrence	1-4	0-2	0-0	1	1	2	1	2	3	0	0	0	14
12	James Palmer	1-6	1-3	3-4	1	1	2	3	6	1	2	0	1	22
15	Ebuka Izundu	3-3	0-0	0-0	2	2	4	1	6	0	1	0	0	9
20	Mike Robinson	1-2	1-2	0-0	0	0	0	0	3	0	0	0	0	2
33	Ivan CruzUceda	7-8	4-5	2-2	1	5	6	3	20	0	1	0	0	18
35	Chris Stowell	0-0	0-0	0-0	0	1	1	0	0	0	0	0	0	2
	Team				0	1	1							
	Totals	34-64	8-20	19-24	12	39	51	18	95	17	8	3	3	200

FG % 1st Half: 15-30 50.0% 2nd half: 19-34 55.9% Game: 34-64 53.1% Deadball Rebounds 3
 3FG % 1st Half: 4-11 36.4% 2nd half: 4-9 44.4% Game: 8-20 40.0%
 FT % 1st Half: 6-9 66.7% 2nd half: 13-15 86.7% Game: 19-24 79.2%

La Salle 49 • 4-5

#	Player	Total		3-Ptr	Rebounds			PF	TP	A	TO	Blk	Stl	Min
		FG-FGA	FG-FGA		FT-FTA	Off	Def							
05	WASHINGTON, Tony	4												

Official Basketball Box Score -- Game Totals -- Final Statistics
Syracuse vs Miami
 01-02-16 2:30 p.m. at BankUnited Center | Coral Gables, Fla.

Syracuse 51 • 10-5 (0-2)

#	Player	Total			3-Ptr			Rebounds			PF	TP	A	TO	Blk	Stl	Min
		FG-FGA	FG-FGA	FT-FTA	Off	Def	Tot	Off	Def	Tot							
21	Tyler Roberson	f	2-9	0-0	1-1	5	6	11	3	5	1	2	0	0	0	32	
00	Michael Gbinije	g	3-14	0-7	4-9	2	4	6	4	10	4	8	0	3	38		
10	Trevor Cooney	g	2-7	1-5	0-0	0	0	0	3	5	0	1	0	1	35		
23	Malachi Richardson	g	7-15	5-6	1-2	0	6	6	2	20	1	2	0	1	34		
32	DaJuan Coleman	*	2-4	0-0	0-0	1	3	4	5	4	0	2	0	0	15		
14	Kaleb Joseph	g	0-3	0-1	0-0	1	1	2	2	0	0	1	0	0	6		
20	Tyler Lydon	g	2-4	1-3	2-2	1	9	10	4	7	1	0	1	2	30		
35	Chinonso Obokoh	g	0-0	0-0	0-0	2	0	2	2	0	0	0	0	0	10		
Team						0	0	0	0	3							
Totals			18-56	7-22	8-14	12	29	41	25	51	7	19	1	7	200		
FG % 1st Half:		9-28	32.1%	2nd half:	9-28	32.1%	Game:		18-56	32.1%	Deadball						
3FG % 1st Half:		5-12	41.7%	2nd half:	2-10	20.0%	Game:		7-22	31.8%	Rebounds						
FT % 1st Half:		2-5	40.0%	2nd half:	6-9	66.7%	Game:		8-14	57.1%	3						

Miami 64 • 12-1 (1-0)

#	Player	Total			3-Ptr			Rebounds			PF	TP	A	TO	Blk	Stl	Min
		FG-FGA	FG-FGA	FT-FTA	Off	Def	Tot	Off	Def	Tot							
21	Kamari Murphy	f	4-5	0-0	0-0	2	6	8	2	8	1	1	2	1	25		
23	Tonye Jekiri	c	2-5	0-0	0-1	1	2	3	3	4	0	1	1	0	33		
05	Davon Reed	g	1-7	0-4	2-3	1	4	5	1	4	1	2	0	0	21		
10	Sheldon McClellan	g	5-11	0-6	1-2	1	4	5	1	22	0	1	2	3	38		
13	Angel Rodriguez	g	1-9	0-7	1-1	1	2	3	4	3	4	5	2	6	28		
00	Ja'Quan Newton	g	3-5	2-2	6-10	1	3	4	3	14	2	2	0	2	24		
03	Anthony Lawrence	g	0-1	0-0	1-2	1	1	2	0	1	0	0	0	0	5		
12	James Palmer	g	1-3	0-1	1-1	1	1	2	0	3	1	0	0	0	8		
33	Ivan CruzUceda	g	1-6	1-5	2-2	2	4	6	0	5	0	0	0	0	18		
Team						1	2	3									
Totals			18-52	3-25	25-34	12	29	41	14	64	9	12	7	12	200		
FG % 1st Half:		5-26	19.2%	2nd half:	13-26	50.0%	Game:		18-52	34.6%	Deadball						
3FG % 1st Half:		0-11	0.0%	2nd half:	3-14	21.4%	Game:		3-25	12.0%	Rebounds						
FT % 1st Half:		7-13	53.8%	2nd half:	18-21	85.7%	Game:		25-34	73.5%	2						

Officials: Louie Andrakakos, Bill Covington, Jr., Tim Kelly
 Technical fouls: Syracuse-None. Miami-None.
 Attendance: 7041

Score by periods	1st	2nd	Total
Syracuse	25	26	51
Miami	17	47	64

Last FG - SU 2nd-02:14, UM 2nd-00:37.
 Largest lead - SU by 12 1st-02:55, UM by 14 2nd-00:37.
 SU led for 19:49. UM led for 14:13. Game was tied for 00:50.

Score tied - 3 times.
 Lead changed - 7 times.

Official Basketball Box Score -- Game Totals -- Final Statistics
Florida State vs Miami
 01-09-16 5 p.m. at BankUnited Center | Coral Gables, Fla.

Florida State 59 • 10-5 (0-3)

#	Player	Total			3-Ptr			Rebounds			PF	TP	A	TO	Blk	Stl	Min
		FG-FGA	FG-FGA	FT-FTA	Off	Def	Tot	Off	Def	Tot							
04	Bacon, Dwayne	*	4-12	1-4	1-1	1	4	5	4	10	2	1	0	0	25		
05	Beasley, Malik	*	5-16	0-4	3-3	2	7	9	3	13	0	3	0	1	36		
15	Bojanovsky, Boris	*	4-7	0-1	0-0	3	1	4	2	8	0	3	2	0	18		
22	Rathan-Mayes, Xavier	*	3-8	0-3	4-4	0	2	2	2	10	4	2	0	1	31		
32	Brandon, Montay	*	0-1	0-1	0-4	1	3	4	0	0	1	3	0	0	22		
01	Bookert, Devon	*	2-7	1-3	2-2	1	2	3	2	7	2	1	0	1	25		
03	Bell, Benji	*	1-1	0-0	0-0	0	0	0	0	1	2	1	0	1	7		
14	Mann, Terance	*	0-3	0-1	1-2	1	3	4	1	1	0	0	0	0	14		
21	Koumadje, Chris	*	0-1	0-0	0-0	0	0	0	0	0	0	0	1	0	3		
23	Smith, Jarquez	*	4-9	0-2	0-0	2	2	4	2	8	0	0	1	1	19		
Team						3	1	4									
Totals			23-65	2-19	11-16	14	25	39	17	59	11	14	4	5	200		
FG % 1st Half:		10-32	31.3%	2nd half:	13-33	39.4%	Game:		23-65	35.4%	Deadball						
3FG % 1st Half:		1-8	12.5%	2nd half:	1-11	9.1%	Game:		2-19	10.5%	Rebounds						
FT % 1st Half:		3-5	60.0%	2nd half:	8-11	72.7%	Game:		11-16	68.8%	2						

Miami 72 • 13-1 (2-0)

#	Player	Total			3-Ptr			Rebounds			PF	TP	A	TO	Blk	Stl	Min
		FG-FGA	FG-FGA	FT-FTA	Off	Def	Tot	Off	Def	Tot							
05	Davon Reed	*	3-6	3-5	3-4	0	4	4	1	12	2	5	0	1	26		
10	Sheldon McClellan	*	7-11	2-5	5-6	0	5	5	2	21	2	1	0	1	34		
13	Angel Rodriguez	*	2-8	0-6	2-3	0	0	0	5	6	2	2	0	0	31		
21	Kamari Murphy	*	2-6	0-1	1-2	1	5	6	2	5	1	1	0	0	27		
23	Tonye Jekiri	*	4-7	0-1	0-0	2	8	10	2	8	0	0	0	0	33		
00	Ja'Quan Newton	*	6-10	0-1	1-1	0	1	1	2	13	4	2	0	1	21		
03	Anthony Lawrence	*	0-2	0-1	0-0	0	0	0	0	0	0	0	0	0	6		
12	James Palmer	*	0-1	0-0	0-0	0	1	1	0	0	0	1	0	1	4		
33	Ivan CruzUceda	*	3-6	1-4	0-0	0	3	3	2	7	1	1	1	0	18		
Team						4	4	8									
Totals			27-57	6-24	12-16	7	31	38	16	72	12	13	1	4	200		
FG % 1st Half:		13-28	46.4%	2nd half:	14-29	48.3%	Game:		27-57	47.4%	Deadball						
3FG % 1st Half:		4-12	33.3%	2nd half:	2-12	16.7%	Game:		6-24	25.0%	Rebounds						
FT % 1st Half:		2-4	50.0%	2nd half:	10-12	83.3%	Game:		12-16	75.0%	2						

Officials: Brian Dorsey, Les Jones, James Luckie
 Technical fouls: Florida State-None. Miami-None.
 Attendance: 7972

Score by periods	1st	2nd	Total
Florida State	24	35	59
Miami	32	40	72

Last FG - FS 2nd-00:28, UM 2nd-01:13.
 Largest lead - FS None, UM by 17 2nd-10:26.
 FS led for 00:00. UM led for 39:05. Game was tied for 00:55.

Score tied - 0 times.
 Lead changed - 0 times.

Official Basketball Box Score -- Game Totals -- Final Statistics
Miami vs Virginia
 01-12-16 7:00 p.m. at Charlottesville, Va. (JPJ)

Miami 58 • 13-2 (2-1 ACC)

#	Player	Total			3-Ptr			Rebounds			PF	TP	A	TO	Blk	Stl	Min
		FG-FGA	FG-FGA	FT-FTA	Off	Def	Tot	Off	Def	Tot							
21	Kamari Murphy	f	0-2	0-1	0-0	1	2	3	4	0	2	1	1	1	17		
23	Tonye Jekiri	c	2-4	0-0	1-2	2	4	6	2	5	0	1	0	1	31		
05	Davon Reed	g	5-8	1-4	0-0	0	5	5	1	11	0	1	0	1	30		
10	Sheldon McClellan	g	4-12	1-5	4-5	1	0	1	3	13	1	0	1	0	32		
13	Angel Rodriguez	g	6-13	2-6	3-5	1	0	1	3	17	3	0	0	1	33		
00	Ja'Quan Newton	g	2-5	0-1	2-3	1	4	5	0	6	1	2	0	0	19		
03	Anthony Lawrence	g	0-0	0-0	0-2	1	0	1	2	0	0	1	0	0	8		
12	James Palmer	g	0-1	0-0	0-0	0	0	0	0	3	0	0	0	0	8		
33	Ivan CruzUceda	g	2-5	2-5	0-0	0	2	2	2	6	0	0	0	0	22		
Team						3	0	3									
Totals			21-50	6-22	10-17	10	17	27	17	58	8	9	1	5	200		
FG % 1st Half:		8-21	38.1%	2nd half:	13-29	44.8%	Game:		21-50	42.0%	Deadball						
3FG % 1st Half:		2-7	28.6%	2nd half:	4-15	26.7%	Game:		6-22	27.3%	Rebounds						
FT % 1st Half:		5-9	55.6%	2nd half:	5-8	62.5%	Game:		10-17	58.8%	1						

Virginia 66 • 13-3 (2-2 ACC)

#	Player	Total			3-Ptr			Rebounds			PF	TP	A	TO	Blk	Stl	Min
		FG-FGA	FG-FGA	FT-FTA	Off	Def	Tot	Off	Def	Tot							
13	Anthony Gill	f	6-10	0-0	3-8	3	5	8	4	15	3	1	1	1	36		
33	Jack Salt	c	0-1	0-0	0-0	1	2	3	1	0	0	1	1	0	8		
04	Marial Shayok	g	0-1	0-1	0-0	0	1	1	2	0	0	1	0	0	9		
15	Malcolm Brogdon	g	7-15	1-3	5-5	0	2	2	4	20	2	2	0	0	34		
32	London Perrantes</																

Official Basketball Box Score - Game Totals - Final Statistics

Miami vs Boston College
01-20-16 9:06 PM at Silvio O. Conte Forum, Chestnut Hill, MA

Miami 67 • 14-3; 3-2 ACC

#	Player	Total			3-Ptr			Rebounds			PF	TP	A	TO	Blk	Stl	Min
		FG-FGA	FG-FGA	FT-FTA	Off	Def	Tot	Off	Def	Tot							
21	Kamari Murphy	f	3-4	0-0	0-3	1	5	6	1	6	0	0	1	1	20		
23	Tonye Jekiri	c	2-8	0-0	2-4	4	13	17	3	6	0	3	3	1	34		
05	Davon Reed	g	2-5	0-0	3-4	1	3	4	1	7	1	1	0	1	28		
10	Sheldon McClellan	g	7-14	2-3	3-4	1	4	5	2	19	1	2	0	3	37		
13	Angel Rodriguez	g	4-9	0-3	4-5	0	1	1	3	12	4	3	0	2	34		
00	Ja'Quan Newton	g	4-7	0-2	4-4	0	4	4	3	12	2	3	0	0	21		
03	Anthony Lawrence	g	0-3	0-1	0-2	0	0	0	0	0	1	0	0	1	4		
12	James Palmer	g	1-3	0-1	1-2	0	0	0	1	3	1	0	0	2	10		
33	Ivan CruzUceda	g	1-2	0-0	0-0	2	2	4	1	2	0	1	0	0	12		
	Team					1	1	2									
Totals			24-55	2-10	17-28	10	33	43	15	67	10	13	4	11	200		
FG % 1st Half:		12-30	40.0%	2nd half:	12-25	48.0%	Game:		24-55	43.6%	Deadball						
3FG % 1st Half:		0-4	0.0%	2nd half:	2-6	33.3%	Game:		2-10	20.0%	Rebounds						
FT % 1st Half:		5-10	50.0%	2nd half:	12-18	66.7%	Game:		17-28	60.7%	2						

Boston College 53 • 7-11; 0-5 ACC

#	Player	Total			3-Ptr			Rebounds			PF	TP	A	TO	Blk	Stl	Min
		FG-FGA	FG-FGA	FT-FTA	Off	Def	Tot	Off	Def	Tot							
05	Garland Owens	f	1-6	0-1	0-0	1	4	5	4	2	0	0	0	0	29		
11	A.J. Turner	f	2-4	1-2	0-0	0	4	4	3	5	1	1	1	2	33		
24	Dennis Clifford	c	1-4	0-0	2-4	3	5	8	2	4	1	1	2	0	26		
01	Jerome Robinson	g	9-14	0-1	2-3	0	3	3	2	20	1	5	1	1	34		
03	Eli Carter	g	4-18	1-7	3-4	0	5	5	2	12	8	4	0	1	35		
02	Darryl Hicks	g	1-2	1-1	1-2	0	2	2	1	4	0	3	0	1	11		
04	Idy Diallo	g	3-4	0-0	0-0	1	2	3	2	6	0	0	1	0	14		
10	Ervin Meznicks	g	0-2	0-1	0-1	0	3	3	1	0	0	0	0	0	11		
22	Matt Milon	g	0-1	0-0	0-0	1	1	2	2	0	1	1	0	0	6		
55	S. Barnes-Thompkins	g	0-1	0-1	0-0	0	0	0	0	0	0	0	0	0	1		
	Team					1	1	2									
Totals			21-56	3-14	8-14	7	30	37	19	53	12	15	5	5	200		
FG % 1st Half:		13-25	52.0%	2nd half:	8-31	25.8%	Game:		21-56	37.5%	Deadball						
3FG % 1st Half:		2-4	50.0%	2nd half:	1-10	10.0%	Game:		3-14	21.4%	Rebounds						
FT % 1st Half:		0-0	0.0%	2nd half:	8-14	57.1%	Game:		8-14	57.1%	1						

Officials: Mike Eades, Sean Hull, Raymond Slyons, Jr.
Technical fouls: Miami-None, Boston College-None.
Attendance: 3286

Score by periods	1st	2nd	Total
Miami	29	38	67
Boston College	28	25	53

Last FG - UM 2nd-00:53, BC 2nd-07:03.
Largest lead - UM by 14 2nd-00:14, BC by 3 1st-04:49.
UM led for 35:01, BC led for 04:14, Game was tied for 00:45.

	In	Off	2nd	Fast	Bench
Points	42	12	6	8	17
UM	26	11	4	9	10
BC	16	1	2	9	7

Score tied - 2 times.
Lead changed - 6 times.

Official Basketball Box Score - Game Totals - Final Statistics

Wake Forest vs Miami
01-23-16 12 p.m. at BankUnited Center | Coral Gables, Fla.

Wake Forest 63 • 10-9, 1-6

#	Player	Total			3-Ptr			Rebounds			PF	TP	A	TO	Blk	Stl	Min
		FG-FGA	FG-FGA	FT-FTA	Off	Def	Tot	Off	Def	Tot							
00	Codi Miller-McIntyre	*	0-4	0-1	0-0	2	2	4	4	0	1	1	0	1	23		
02	Devin Thomas	*	5-13	0-0	2-4	2	7	9	2	12	1	4	2	1	36		
10	Mitchell Wilbekin	*	3-9	2-6	2-2	0	2	2	3	10	1	0	0	1	25		
13	Bryant Crawford	*	4-15	3-6	1-4	1	4	5	2	12	6	6	0	2	38		
44	Dinos Mitoglou	*	3-6	1-4	0-0	2	2	4	5	7	1	1	0	1	24		
04	Doral Moore	*	2-2	0-0	0-0	3	0	3	2	4	0	1	2	0	5		
20	John Collins	*	3-5	0-0	4-4	3	1	4	3	10	0	1	0	0	15		
23	Rondale Watson	*	2-3	0-0	2-4	1	2	3	0	6	0	0	0	0	16		
25	Cornelius Hudson	*	1-2	0-1	0-0	0	2	2	1	2	3	2	0	0	17		
43	Trent VanHorn	*	0-0	0-0	0-0	0	0	0	0	0	0	0	0	0	1		
	Team					0	1	1									
Totals			23-59	6-18	11-18	14	23	37	22	63	13	16	4	6	200		
FG % 1st Half:		13-27	48.1%	2nd half:	10-32	31.3%	Game:		23-59	39.0%	Deadball						
3FG % 1st Half:		2-5	40.0%	2nd half:	4-13	30.8%	Game:		6-18	33.3%	Rebounds						
FT % 1st Half:		5-7	71.4%	2nd half:	6-11	54.5%	Game:		11-18	61.1%	2						

Miami 77 • 15-3, 4-2

#	Player	Total			3-Ptr			Rebounds			PF	TP	A	TO	Blk	Stl	Min
		FG-FGA	FG-FGA	FT-FTA	Off	Def	Tot	Off	Def	Tot							
05	Davon Reed	*	1-10	0-4	2-2	3	2	5	1	4	1	0	1	1	27		
10	Sheldon McClellan	*	3-10	0-3	8-8	1	5	6	2	14	5	3	0	3	33		
13	Angel Rodriguez	*	4-9	2-5	4-4	1	3	4	2	14	2	4	0	5	31		
21	Kamari Murphy	*	2-9	0-0	0-0	4	3	7	3	4	2	0	0	1	24		
23	Tonye Jekiri	*	4-6	0-0	0-1	4	8	12	2	8	1	0	1	0	34		
00	Ja'Quan Newton	*	5-10	1-1	7-9	1	0	1	3	18	1	2	0	0	25		
03	Anthony Lawrence	*	0-1	0-1	0-0	0	0	0	0	0	0	0	0	0	1		
12	James Palmer	*	2-3	2-2	1-2	0	0	0	0	7	0	1	0	2	10		
33	Ivan CruzUceda	*	2-6	2-4	2-2	2	4	6	3	8	0	0	2	0	15		
	Team					4	2	6									
Totals			23-64	7-20	24-28	20	27	47	16	77	12	10	4	12	200		
FG % 1st Half:		11-32	34.4%	2nd half:	12-32	37.5%	Game:		23-64	35.9%	Deadball						
3FG % 1st Half:		5-13	38.5%	2nd half:	2-7	28.6%	Game:		7-20	35.0%	Rebounds						
FT % 1st Half:		8-11	72.7%	2nd half:	16-17	94.1%	Game:		24-28	85.7%	2						

Officials: Les Jones, Brian Dorsey, William Humes
Technical fouls: Wake Forest-None, Miami-Kamari Murphy.
Attendance: 6928

Score by periods	1st	2nd	Total
Wake Forest	33	30	63
Miami	35	42	77

Last FG - WF 2nd-00:28, UM 2nd-01:09.
Largest lead - WF by 3 1st-19:45, UM by 17 2nd-01:56.
WF led for 02:09, UM led for 33:23, Game was tied for 04:28.

Score tied - 5 times.
Lead changed - 3 times.

Official Basketball Box Score - Game Totals - Final Statistics

Duke vs Miami
01-25-16 7 p.m. at BankUnited Center | Coral Gables, Fla.

Duke 69 • 15-6, 4-4 ACC

#	Player	Total			3-Ptr			Rebounds			PF	TP	A	TO	Blk	Stl	Min
		FG-FGA	FG-FGA	FT-FTA	Off	Def	Tot	Off	Def	Tot							
03	Grayson Allen	*	6-17	1-5	4-6	3	1	4	3	17	2	3	0	1	39		
05	Luke Kennard	*	3-8	1-3	2-3	0	5	5	1	9	2	0	0	1	32		
13	Matt Jones	*	4-11	2-5	0-0	3	1	4	5	10	0	2	0	0	33		
14	Brandon Ingram	*	8-13	1-3	2-2	3	7	10	2	19	2	4	0	1	39		
04	Marshall Plumlee	*	1-4	0-0	5-6	4	5	9	1	7	1	1	0	0	36		
02	Chase Jeter	*	0-1	0-0	0-0	0	0	0	1	0	0	0	0	0	2		
12	Derryck Thornton	*	3-6	1-4	0-0	0	0	0	0	7	1	0	0	0	19		
	Team					3	2	5									
Totals			25-60	6-20	13-17	16	21	37	13	69	8	11	0	3	200		
FG % 1st Half:		12-28	42.9%	2nd half:	13-32	40.6%	Game:		25-60	41.7%	Deadball						
3FG % 1st Half:		3-11	27.3%	2nd half:	3-9	33.3%	Game:		6-20	30.0%	Rebounds						
FT % 1st Half:		4-5	80.0%	2nd half:	9-12	75.0%	Game:		13-17	76.5%	1						

Miami 80 • 16-3, 5-2 ACC

#	Player	Total			3-Ptr			Rebounds			PF	TP	A	TO	Blk	Stl	Min
		FG-FGA	FG-FGA	FT-FTA	Off	Def	Tot	Off	Def	Tot							
21	Kamari Murphy	f	2-4	0-0	0-0	1	4	5	3	4	0	1	2	0	29		
23	Tonye Jekiri	c	3-7	0-0	1-1	6	4	10									

Official Basketball Box Score -- Game Totals -- Final Statistics

Notre Dame vs Miami
02-03-16 7:10 P.M. at BankUnited Center | Coral Gables, Fla.

Notre Dame 70 • 15-7, 6-4

#	Player	Total			3-Ptr			Rebounds			PF	TP	A	TO	Blk	Stl	Min
		FG-FGA	FG-FGA	FT-FTA	FG-FGA	FG-FGA	FT-FTA	Off	Def	Tot							
03	Beachem,VJ	6-13	2-7	0-0	1	2	3	1	14	0	1	2	0	35			
11	Jackson,Demetrius	3-11	0-4	0-0	2	3	5	1	6	7	1	0	2	36			
20	Burgett,AJ	2-3	1-2	0-0	1	1	2	2	5	1	0	0	14				
30	Auguste,Zach	6-13	0-0	0-2	6	3	9	3	12	0	4	2	24				
32	Vasturia,Steve	4-8	1-1	0-0	1	2	3	1	9	2	2	0	33				
00	Flueger,Rex	0-0	0-0	1-2	0	2	2	1	1	2	0	0	11				
01	Torres,Austin	0-1	0-0	0-0	2	0	2	1	0	0	1	0	4				
04	Ryan,Matt	2-3	0-1	0-0	0	2	2	2	4	0	0	0	10				
05	Farrell,Matt	0-1	0-1	0-0	0	0	0	0	0	2	0	0	5				
23	Geben,Martinas	1-1	0-0	0-0	0	0	0	1	2	0	0	0	2				
35	Colson,Bonzie	7-13	0-0	3-4	2	3	5	3	17	0	0	1	26				
Team					2	0	2			1							
Totals		31-67	4-16	4-8	17	18	35	16	70	14	10	5	5	200			

FG % 1st Half: 14-28 50.0% 2nd half: 17-39 43.6% Game: 31-67 46.3% Deadball Rebounds 1
 3FG % 1st Half: 2-8 25.0% 2nd half: 2-8 25.0% Game: 4-16 25.0%
 FT % 1st Half: 3-4 75.0% 2nd half: 1-4 25.0% Game: 4-8 50.0%

Miami 79 • 17-4, 6-3

#	Player	Total			3-Ptr			Rebounds			PF	TP	A	TO	Blk	Stl	Min
		FG-FGA	FG-FGA	FT-FTA	FG-FGA	FG-FGA	FT-FTA	Off	Def	Tot							
23	Tonye Jekiri	3-6	0-0	0-0	3	9	12	4	6	1	0	0	0	27			
05	Davon Reed	4-8	0-1	0-0	0	2	2	2	8	1	0	0	2	27			
10	Sheldon McClellan	5-6	2-2	0-0	0	5	5	0	12	3	1	0	0	33			
13	Angel Rodriguez	5-10	0-4	2-3	2	1	3	2	12	5	1	0	1	30			
21	Kamari Murphy	3-4	0-0	5-5	1	1	2	0	11	0	2	0	1	17			
00	Ja'Quan Newton	6-10	0-1	0-1	0	1	1	0	12	2	2	0	1	26			
03	Anthony Lawrence	5-6	4-4	4-5	1	1	2	3	18	0	0	2	1	21			
12	James Palmer	0-3	0-2	0-0	0	0	0	0	0	0	0	1	0	10			
33	Ivan CruzUceda	0-2	0-2	0-0	0	2	2	2	0	0	2	0	0	9			
Team					1	0	1										
Totals		31-55	6-16	11-14	8	22	30	13	79	12	8	3	6	200			

FG % 1st Half: 17-27 63.0% 2nd half: 14-28 50.0% Game: 31-55 56.4% Deadball Rebounds 1
 3FG % 1st Half: 4-11 36.4% 2nd half: 2-5 40.0% Game: 6-16 37.5%
 FT % 1st Half: 7-8 87.5% 2nd half: 4-6 66.7% Game: 11-14 78.6%

Officials: Mike Eades, Lamar Simpson, Bill Covington, Jr.
 Technical fouls: Notre Dame-Colson,Bonzie. Miami-Tonye Jekiri.
 Attendance: 6819

Score by periods	1st	2nd	Total
Notre Dame	33	37	70
Miami	45	34	79

Last FG - ND 2nd-00:02, UM 2nd-01:48.
 Largest lead - ND by 2 1st-12:01, UM by 20 2nd-08:06.
 ND led for 00:41, UM led for 35:20. Game was tied for 03:59.

	In	Off	2nd	Fast	Bench
Points	Paint	T/O	Chance	Break	
ND	46	13	8	6	24
UM	30	11	10	4	30

Score tied - 3 times.
 Lead changed - 4 times.

Official Basketball Box Score -- Game Totals -- Final Statistics

Miami vs Georgia Tech
02-07-16 1 p.m. at McCamish Pavilion, Atlanta, Ga.

Miami 75 • 18-4, 7-3 ACC

#	Player	Total			3-Ptr			Rebounds			PF	TP	A	TO	Blk	Stl	Min
		FG-FGA	FG-FGA	FT-FTA	FG-FGA	FG-FGA	FT-FTA	Off	Def	Tot							
21	Kamari Murphy	4-5	0-0	2-2	1	2	3	1	10	0	2	0	0	23			
23	Tonye Jekiri	4-8	0-0	0-0	1	8	9	1	8	1	1	0	1	32			
05	Davon Reed	6-11	1-3	2-4	1	3	4	1	15	2	0	0	1	30			
10	Sheldon McClellan	7-9	2-2	6-8	0	2	2	3	22	0	0	1	0	35			
13	Angel Rodriguez	0-6	0-2	0-0	2	1	3	5	0	6	1	0	0	24			
00	Ja'Quan Newton	5-11	1-1	3-3	1	3	4	2	14	2	2	0	2	27			
03	Anthony Lawrence	2-4	0-2	1-2	2	1	3	2	5	3	0	1	0	21			
12	James Palmer	0-2	0-1	1-2	1	0	1	0	1	0	0	0	0	6			
33	Ivan CruzUceda	0-1	0-1	0-0	0	0	0	0	0	0	0	0	0	2			
Team					1	0	1										
Totals		28-57	4-12	15-21	10	20	30	15	75	14	6	2	4	200			

FG % 1st Half: 15-32 46.9% 2nd half: 13-25 52.0% Game: 28-57 49.1% Deadball Rebounds 3
 3FG % 1st Half: 0-4 0.0% 2nd half: 4-8 50.0% Game: 4-12 33.3%
 FT % 1st Half: 3-7 42.9% 2nd half: 12-14 85.7% Game: 15-21 71.4%

Georgia Tech 68 • 12-11, 2-8 ACC

#	Player	Total			3-Ptr			Rebounds			PF	TP	A	TO	Blk	Stl	Min
		FG-FGA	FG-FGA	FT-FTA	FG-FGA	FG-FGA	FT-FTA	Off	Def	Tot							
00	Mitchell, Charles	4-6	0-0	0-0	0	2	2	4	8	0	2	0	0	29			
32	Jacobs, Nick	4-9	0-0	0-0	0	4	4	1	8	0	0	0	1	28			
02	Smith, Adam	5-12	2-5	2-2	1	3	4	2	14	5	4	0	1	30			
03	Georges-Hunt, Marcus	6-14	3-5	4-7	0	2	2	4	19	1	2	0	0	33			
11	Heath, Josh	1-1	0-0	2-2	0	1	1	2	4	2	1	0	0	14			
01	Jackson, Tadic	5-9	2-4	1-4	1	1	2	3	13	2	1	0	1	22			
10	Jorgenson, Travis	0-0	0-0	0-0	0	2	2	1	0	2	1	0	0	8			
12	Stephens, Quinton	0-0	0-0	0-0	0	1	1	2	0	1	1	0	0	13			
33	White, James	0-0	0-0	0-0	0	1	1	1	0	0	0	0	0	6			
44	Lammers, Ben	1-1	0-0	0-1	3	3	6	0	2	0	1	3	0	17			
Team					5	1	6										
Totals		26-52	7-14	9-16	10	21	31	20	68	13	14	3	3	200			

FG % 1st Half: 13-28 46.4% 2nd half: 13-24 54.2% Game: 26-52 50.0% Deadball Rebounds 3.1
 3FG % 1st Half: 3-8 37.5% 2nd half: 4-6 66.7% Game: 7-14 50.0%
 FT % 1st Half: 3-3 100.0% 2nd half: 6-13 46.2% Game: 9-16 56.3%

Officials: Brian Dorsey, Tim Comer, Joe Lindsay
 Technical fouls: Miami-None. Georgia Tech-None.
 Attendance: 5569

Score by periods	1st	2nd	Total
Miami	33	42	75
Georgia Tech	32	36	68

Last FG - UM 2nd-01:49, GT 2nd-00:22.
 Largest lead - UM by 7 2nd-10:19, GT by 6 1st-08:13.
 UM led for 21:52, GT led for 15:57. Game was tied for 02:11.

	In	Off	2nd	Fast	Bench
Points	Paint	T/O	Chance	Break	
UM	38	18	3	6	20
GT	26	7	15	10	15

Score tied - 3 times.
 Lead changed - 3 times.



TONYE JEKIRI

Senior | Center | 7-0 | 248

23

Hialeah, Fla. | Champagnat Catholic School (Fla.) | Port Harcourt, Nigeria

Puerto Rico Tip-Off All-Tournament Team, 2015 ACSMA & Coaches 2015 All-ACC Defensive Team
2014-15 Led ACC in rebounds - 9.9 rpg all games, 10.9 ACC games
2014-15 All-ACC Basketball Team, H.M.

Gildan Charleston Classic All-Tournament Team

- Lone remaining player from the 2013 ACC Championship and NCAA Sweet 16 team.
- Only played basketball for five years after moving from Nigeria to South Florida in September 2010 to begin hoops career. Previously played soccer in Africa, but height led him to hoops.
- Terrific learner who picks up concepts quickly.
- Good passer for his size.
- Very good position defender on and off ball.
- Rebounder and shot blocker, developing his offensive game.
- Can play with back to basket or step out for a 15-17-foot jumper.
- Runs the floor like a guard and has unstoppable motor. Exceptionally fast and athletically gifted for a big man.
- Second Florida recruit in Larrañaga era, following Shane Larkin.
- First time he saw snow was on a road trip to UMass on Dec. 1, 2012, during freshman season.
- Acclimated himself well from Nigeria to U.S. culture.
- Chose jersey number 23 because July 23 is birthday.
- Favorites: Food: Rice & chicken. Basketball movie: Love & Basketball.
- Sport besides basketball: Soccer.
- Why UM: The coaching staff.

2012-13			
Opposition	P	R	A
at FGCU	1	2	0
Jacksonville	0	0	0
Michigan State	0	2	0
at Massachusetts	0	0	0
Charlotte	0	0	0
at UCF	3	2	0
at Hawai'i	1	0	0
vs. Arizona	0	2	0
vs. Indiana State	0	0	0
La Salle	0	1	0
at Georgia Tech	2	2	0
at North Carolina	0	1	0
Maryland	2	4	0
at Boston College	0	1	1
Duke	2	2	0
Florida State	4	2	0
at Virginia Tech	2	1	0
at NC State	0	2	1
Boston College	2	4	0
North Carolina	2	2	0
at Florida State	2	2	0
at Clemson	0	0	0
Virginia	2	0	0
at Wake Forest	2	3	0
Virginia Tech	4	2	0
at Duke	2	0	0
Georgia Tech	0	0	0
Clemson	2	3	0
vs. Boston College	0	1	0
vs. NC State	2	3	0
vs. North Carolina	1	1	0
vs. Pacific	6	5	0
vs. Illinois	4	2	1
vs. Marquette	0	3	0

2013-14			
Opposition	P	R	A
St. Francis (NY)	6	9	1
Ga. Southern	2	1	0
Texas Southern	4	4	0
at C of Charleston	6	3	0
UCF	2	3	0
vs Geo. Wash.	2	1	1
at CS Fullerton	4	4	0
vs Arizona State	0	3	0
at Nebraska	2	7	1
Virginia Tech	2	7	0
at Savannah St.	4	1	1
La Salle	9	7	0
Loyola	10	4	2
at Syracuse	5	3	2
at North Carolina	2	10	1
Florida State	2	7	1
at Georgia Tech	0	3	0
Duke	8	9	0
Syracuse	3	5	4
at Maryland	0	6	0
Norfolk State	4	2	1
Pittsburgh	3	4	0
NC State	0	4	0
at Florida State	15	6	0
at Virginia Tech	0	3	0
Notre Dame	2	6	2
Boston College	5	7	1
at Virginia	4	6	0
at NC State	14	13	0
at Clemson	2	2	0
Wake Forest	6	9	1
vs Virginia Tech	5	12	2
vs NC State	6	9	1

2014-15			
Opposition	P	R	A
Howard	6	11	1
at Florida	8	8	1
vs Drexel	8	13	4
vs Akron	8	16	0
vs Charlotte	11	7	1
at Charlotte	4	13	1
South Alabama	13	8	8
Illinois	6	9	2
Green Bay	2	3	1
Savannah State	8	9	3
Eastern Kentucky	2	6	0
La Salle	12	10	2
Charleston	8	8	1
Virginia	8	12	3
Boston College	13	15	0
at Duke	10	10	0
at Notre Dame	8	13	0
NC State	6	10	0
at Syracuse	13	15	1
Georgia Tech	13	9	0
at Florida State	4	5	0
Louisville	10	10	2
Clemson	6	17	2
at Wake Forest	6	3	0
at Boston College	12	15	0
Virginia Tech	15	15	2
at Louisville	13	15	1
Florida State	12	11	0
North Carolina	6	7	0
at Pittsburgh	10	11	1
at Virginia Tech	4	3	1
vs Virginia Tech	9	8	1
vs Notre Dame	11	11	0
NC Central	11	6	2
Alabama	9	12	0
at Richmond	8	10	1
vs Temple	4	2	0

Jekiri Season / Career Highs

Points
Season: 20, vs. Utah, 11/21/15
Career: 20, vs. Utah, 11/21/15
ACC: 15 (2x) last vs. Virginia Tech, 2/18/15

Rebounds
Season: 17, at Boston College, 1/20/16
Career: 17 (2x) last at Boston College, 1/20/16
ACC: 17 (2x) last at Boston College, 1/20/16

Assists
Season: 3, vs. Duke, 1/25/16
Career: 8, vs. South Alabama, 11/28/14
ACC: 4, vs. Syracuse, 1/25/14

Steals
Season: 1 (4x) last at Clemson, 1/16/16
Career: 4, at Duke, 1/13/15
ACC: 4, at Duke, 1/13/15

Blocked Shots
Season: 5, vs. Northeastern, 11/28/15
Career: 5 (3x) last vs. Northeastern, 11/28/15
ACC: 5, vs. Clemson, 2/8/15

Field Goals
Season: 8, vs. Utah, 11/21/15
Career: 8, vs. Utah, 11/21/15
ACC: 6, (2x) last at Louisville, 2/21/15

Field Goal Attempts
Season: 10 (2x) last at Clemson, 1/16/16
Career: 14, vs. Louisville, 2/3/15
ACC: 14, vs. Louisville, 2/3/15

Free Throws
Season: 4 (2x) last vs. Butler, 11/22/15
Career: 8, at Boston College, 2/16/15
ACC: 8, at Boston College, 2/16/15

Free Throw Attempts
Season: 5, vs. Utah, 11/21/15
Career: 10, at Boston College, 2/16/15
ACC: 10, at Boston College, 2/16/15

3-Point Field Goals
Season: --
Career: 1, vs. Alabama, 3/21/15
ACC: --

3-Point Field Goal Attempts
Season: 1 (3x) last at Nebraska, 12/1/15
Career: 1 (2x) vs. UTRGV, 11/13/15
ACC: 1, vs. Florida State, 1/9/16

Minutes
Season: 39, at Nebraska, 12/1/15
Career: 47, at Boston College, 2/16/15
ACC: 47, at Boston College, 2/16/15

As a Junior (2014-15): Final 2015 NCAA rankings: No. 5 total rebounds; No. 20 defensive rebounds per game; No. 21 rebounds per game; No. 43 double doubles; No. 44 offensive rebounds per game; No. 91 total blocks. **Among ACC players in all games:** No. 1 rebounds (9.9); No. 1 defensive rebounds (6.7); No. 4 offensive rebounds (3.2); No. 5 blocked shots (1.4) ... **Among ACC players in league games only:** No. 1 rebounds (10.9) ... No. 1 defensive rebounds (7.3); No. 2 offensive rebounds (3.6); No. 6 blocked shots (1.3). **Season:** Started all 27 games played, missing NIT championship game due to injury ... Eleven double-doubles overall, led ACC with nine in league play ... Four straight double-doubles from Feb. 16 to Feb. 25 ... Hit first career 3-point attempt vs. Alabama, 3/21 ... First Miami player to average 10+ rebounds per game in ACC play ... Led ACC with 21 10+-rebound games. Second-most was 14 ... Received second-most votes for ACC most improved player of the year and third-most votes for ACC defensive player of the year ... In ACC games from 2014-15, improved his free throw percentage 18.1 percent, field goal percentage 9.0 percent, points 5.6 per game, rebounds 5.3 per game and blocks 0.5 per game. Also improved double-doubles from one to nine ... Double-digit rebounds in 21 games, 13 times in ACC play ... Scored double digits 15 times ... In two ACC Tournament games, averaged 10.0 points and 9.5 rebounds in 29.0 minutes.

High School: Rated the 17th-best center in the country by ESPN.com and No. 13 by Scout.com ... Averaged 20 points, 12 rebounds and 5 blocks per game as a senior ... Notched 45 points and 20 rebounds in regional semifinals and 18 points, 14 rebounds and six blocks in regional finals ... Led his team to the 2A state title game ... First team 2011-12 Boys Class 2A All-State Team ... First Team All-FHSAA Tournament at state championships ... Orlando Sentinel's 2011-12 All-Florida boys basketball team ... Averaged 14 points and 10 rebounds per game as a junior with Champagnat, his first year of organized hoops ... Team MVP ... Team captain ... On the AAU circuit, played for Team Breakdown ... Dominated at the Source Hoops Elite Camp and led Team Breakdown to championships in the Breakdown Hoops Festival and the Big Shots Myrtle Beach I ... Can play with his back to the basket or step out for a 10-12-foot shot ... Runs the floor like a guard and has an unstoppable motor.

Personal: Born July 23, 1994 in Nigeria ... Given name is Tonye Frank Jekiri (TAHN-yay Ja-KEER-EE) ... Son of Emilinia and Frank ... Brother to Tammie, Omiebi and Boma ... Expecting to graduate in May 2016 with B.S. Ed. in sports administration ... Chose his jersey number 23 because July 23 is his birthday ... Originally from Nigeria, Jekiri moved to South Florida in September 2010 to begin his basketball career ... Previously played soccer ... Chose Miami over considerations from Virginia Tech, Clemson, Florida State, Auburn, Vanderbilt and Alabama ... Jekiri was Larrañaga's second recruit from the state of Florida, joining former Canes PG Shane Larkin from Orlando, Fla.

Season	GP	GS	Min.	Avg.	FG	FGA	Pct.	3-Point			Free Throws			Rebounds				Scoring							
								FG	FGA	Pct.	FT	FTA	Pct.	Off.	Def.	Tot.	Avg.	PF	FO	Ast.	TO	Blk	Stl	Pts.	Avg.
2012-13	34	0	235	6.9	18	35	.514	0	0	.000	11	20	.550	28	27	55	1.6	35	0	4	11	11	7	47	1.4
2013-14	33	16	705	21.4	57	125	.456	0	0	.000	25	43	.581	67	113	180	5.5	87	5	22	31	29	21	139	4.2
2014-15	37	37	1120	30.3	123	246	.500	1	1	1.000	70	96	.729	118	248	366	9.9	114	5	42	51	51	21	317	8.6
2015-16	22	22	656	29.8	75	138	.543	0	4	.000	26	39	.667	64	152	216	9.8	62	0	21	29	27	6	176	8.0
TOTAL	126	75	2716	21.6	273	544	.502	1	5	.200	132	198	.667	277	540	817	6.5	298	10	89	122	118	55	679	5.4

JEKIRI 2015-16	Opponent	Date	GS	TOTAL			3-PTS			FREE THROWS			REBOUNDS				Scoring							
				Min	FG	FGA	Pct	3FG	FGA	Pct	FT	FTA	Pct	Off	Def	Tot	Avg	PF	FO	A	TO	Blk	Stl	Pts
UTRGV	11-13-15	*	28	2	5	.400	0	1	.000	3	4	.750	2	10	12	12.0	3	0	1	1	0	0	7	7.0
LOUISIANA	11-16-15	*	23	2	6	.333	0	1	.000	0	1	.000	1	3	4	8.0	4	0	1	2	0	0	4	5.5
vs Mississippi State	11-19-15	*	18	3	5	.600	0	0	.000	2	2	1.000	3	7	10	8.7	3	0	2	3	1	0	8	6.3
vs Utah	11-20-15	*	32	8	10	.800	0	0	.000	4	5	.800	5	7	12	9.5	2	0	1	1	1	1	20	9.8
vs Butler	11-22-15	*	34	4	6	.667	0	0	.000	4	4	1.000	4	8	12	10.0	4	0	1	3	2	0	12	10.2
NORTHEASTERN	11-27-15	*	37	4	8	.500	0	0	.000	0	1	.000	2	10	12	10.3	2	0	2	2	5	0	8	9.8
at Nebraska	12-01-15	*	39	2	8	.250	0	1	.000	3	3	1.000	2	8	10	10.3	3	0	2	2	2	0	7	9.4
CHARLOTTE	12-05-15	*	18	4	6	.667	0	0	.000	0	1	.000	0	10	10	10.3	2	0	0	0	0	0	8	9.3
FLORIDA	12-08-15	*	27	3	4	.750	0	0	.000	3	4	.750	5	4	9	10.1	3	0	1	3	3	0	9	9.2
CO. OF CHARLESTON	12-19-15	*	25	5	6	.833	0	0	.000	0	0	.000	3	5	8	9.9	3	0	2	1	0	1	10	9.3
at La Salle	12-22-15	*	21	4	4	1.000	0	0	.000	2	3	.667	3	11	14	10.3	3	0	0	2	1	0	10	9.4
PRINCETON	12-29-15	*	30	3	5	.600	0	0	.000	1	2	.500	4	4	8	10.1	2	0	0	0	2	0	7	9.2
SYRACUSE	01-02-16	*	33	2	5	.400	0	0	.000	0	1	.000	1	2	3	9.5	3	0	0	1	1	0	4	8.8
FLORIDA STATE	01-09-16	*	33	4	7	.571	0	1	.000	0	0	.000	2	8	10	9.6	2	0	0	0	0	0	8	8.7
at Virginia	01-12-16	*	31	2	4	.500	0	0	.000	1	2	.500	2	4	6	9.3	2	0	0	1	0	1	5	8.5
at Clemson	01-16-16	*	31	4	10	.400	0	0	.000	0	0	.000	6	5	11	9.4	4	0	0	2	3	1	8	8.4
at Boston College	01-20-16	*	34	2	8	.250	0	0	.000	2	4	.500	4	13	17	9.9	3	0	0	3	3	1	6	8.3
WAKE FOREST	01-23-16	*	34	4	6	.667	0	0	.000	0	1	.000	4	8	12	10.0	2	0	1	0	1	0	8	8.3
DUKE	01-25-16	*	34	3	7	.429	0	0	.000	1	1	1.000	6	4	10	10.0	3	0	3	0	2	0	7	8.2
at NC State	01-30-16	*	35	3	4	.750	0	0	.000	0	0	.000	1	4	5	9.8	4	0	2	1	0	0	6	8.1
NOTRE DAME	02-03-16	*	27	3	6	.500	0	0	.000	0	0	.000	3	9	12	9.9	4	0	1	0	0	0	6	8.0
at Georgia Tech	02-07-16	*	32	4	8	.500	0	0	.000	0	0	.000	1	8	9	9.8	1	0	1	1	0	1	8	8.0



ANTHONY LAWRENCE, JR.

Freshman | Guard | 6-7 | 210

3

St. Petersburg, Fla. | Lakewood Senior HS

- Can play multiple positions. Was point guard in high school and will play small forward at Miami.
- Athletic and can attack the basket with authority.
- Son of a high school coach.

- Favorites: Athlete: LeBron James. Sports Team: Cleveland Cavaliers. Video Game: 2K. Class at UM: Acting. Movie: Friday. TV Show: Martin. Musical Artist: Future. Place on campus: BUC.

Prep

Led Lakewood Senior High School team to the Class 5A state championship game as a junior ... Scored 18 points in the championship game and totaled 25 rebounds in two state tournament games ... Averaged 20 points and 13 rebounds as a junior at Lakewood, and in sophomore campaign, averaged 21 points, eight rebounds and four steals ... Listed as a three-star recruit by ESPN.

Personal

Born Sept. 6, 1996 in St. Petersburg, Fla. ... Son of Anthony Sr. and Zelia ... One sister, Taylor ... Majoring in sports administration ... Played AAU ball for Each 1 Teach 1 Elite ... Chose Miami over offers from USC, Clemson and Texas, among others ... Anthony's father, Anthony Lawrence Sr., was a two-year letterman at Miami from 1991-93. After college, he played overseas in Portugal, Mexico and the Dominican Republic ... Lawrence Jr.'s uncle, Patrick, also played at Miami from 1991-94.

Lawrence, Jr. Season Highs

- Points**
Season: 18, vs. Notre Dame, 2/3/16
ACC: 18, vs. Notre Dame, 2/3/16
- Rebounds**
Season: 7, at Nebraska, 12/1/15
ACC: 3, at Georgia Tech, 2/7/16
- Assists**
Season: 4, vs. Louisiana, 11/16/15
ACC: 3, at Georgia Tech, 2/7/16
- Steals**
Season: 2 (4x) last vs. Charleston, 12/19/15
ACC: 1 (3x) last vs. Notre Dame, 2/3/16
- Blocked Shots**
Season: 2, vs. Notre Dame, 2/3/16
ACC: 2, vs. Notre Dame, 2/3/16
- Field Goals**
Season: 5 (2x) last vs. Notre Dame, 2/3/16
ACC: 5, vs. Notre Dame, 2/3/16
- Field Goal Attempts**
Season: 7 (2x) last at Nebraska, 12/1/15
ACC: 6, vs. Notre Dame, 2/3/16
- Free Throws**
Season: 5, vs. Louisiana, 11/16/15
ACC: 4, vs. Notre Dame, 2/3/16
- Free Throw Attempts**
Season: 6, vs. Louisiana, 11/16/15
ACC: 5, vs. Notre Dame, 2/3/16
- 3-Point Field Goals**
Season: 4, vs. Notre Dame, 2/3/16
ACC: 4, vs. Notre Dame, 2/3/16
- 3-Point Field Goal Attempts**
Season: 4, vs. Notre Dame, 2/3/16
ACC: 4, vs. Notre Dame, 2/3/16
- Minutes**
Season: 25, vs. Louisiana, 11/16/15
ACC: 21 (2x) last at Georgia Tech, 2/7/16

LAWRENCE CAREER STATISTICS

Season	GP	GS	Min.	Avg.	FG	FGA	Pct.	3-Point FG	3-Point FGA	3-Point Pct.	Free Throws FT	Free Throws FTA	Free Throws Pct.	Off. Rebounds	Def. Rebounds	Tot. Rebounds	Avg.	PF	FO	Ast.	TO	Blk	Stl	Pts.	Scoring Avg.
2015-16	20	0	234	11.7	31	61	.508	12	28	.429	18	30	.600	16	20	36	1.8	28	0	18	4	5	11	92	4.6

LAWRENCE 2015-16		TOTAL			3-PTS			FREE THROWS			REBOUNDS				PF		FO		A		TO		Blk		Stl		Pts		Avg	
Opponent	Date	GS	Min	FG	FGA	Pct	3FG	FGA	Pct	FT	FTA	Pct	Off	Def	Tot	Avg	PF	FO	A	TO	Blk	Stl	Pts	Avg						
UTRGV	11-13-15		6	0	1	.000	0	0	.000	1	2	.500	2	0	2	2.0	1	0	0	1	0	0	1	1.0						
LOUISIANA	11-16-15		25	3	6	.500	1	2	.500	5	6	.833	2	4	6	4.0	3	0	4	1	1	2	12	6.5						
vs Mississippi State	11-19-15		22	3	7	.429	0	2	.000	4	6	.667	2	2	4	4.0	3	0	2	0	0	2	10	7.7						
vs Utah	11-20-15		14	0	1	.000	0	1	.000	0	0	.000	0	0	0	3.0	2	0	2	0	0	0	0	5.8						
vs Butler	11-22-15		12	3	6	.500	1	3	.333	0	0	.000	0	1	1	2.6	1	0	1	0	0	2	7	6.0						
NORTHEASTERN	11-27-15		5	0	1	.000	0	0	.000	0	0	.000	1	0	1	2.3	1	0	0	0	0	0	0	5.0						
at Nebraska	12-01-15		14	5	7	.714	2	3	.667	1	1	1.000	2	5	7	3.0	1	0	0	0	0	0	13	6.1						
CHARLOTTE	12-05-15		15	4	5	.800	1	2	.500	0	0	.000	1	0	1	2.8	1	0	1	0	0	0	9	6.5						
FLORIDA	12-08-15		DNP - illness																											
CO. OF CHARLESTON	12-19-15		16	4	4	1.000	3	3	1.000	0	0	.000	0	2	2	2.7	4	0	1	1	0	2	11	7.0						
at La Salle	12-22-15		14	1	4	.250	0	2	.000	0	0	.000	1	1	2	2.6	1	0	3	0	0	0	2	6.5						
PRINCETON	12-29-15		10	0	1	.000	0	1	.000	0	0	.000	0	1	1	2.5	1	0	0	0	0	0	0	5.9						
SYRACUSE	01-02-16		5	0	1	.000	0	0	.000	1	2	.500	1	1	2	2.4	0	0	0	0	0	0	1	5.5						
FLORIDA STATE	01-09-16		6	0	2	.000	0	1	.000	0	0	.000	0	0	0	2.2	0	0	0	0	0	0	0	5.1						
at Virginia	01-12-16		8	0	0	.000	0	0	.000	0	2	.000	1	0	1	2.1	2	0	0	1	0	0	0	4.7						
at Clemson	01-16-16		12	1	1	1.000	0	0	.000	1	2	.500	0	1	1	2.1	0	0	0	0	1	3	4.6							
at Boston College	01-20-16		4	0	3	.000	0	1	.000	0	2	.000	0	0	0	1.9	0	0	1	0	0	1	0	4.3						
WAKE FOREST	01-23-16		1	0	1	.000	0	1	.000	0	0	.000	0	0	0	1.8	0	0	0	0	0	0	0	4.1						
DUKE	01-25-16		DNP																											
at NC State	01-30-16		3	0	0	.000	0	0	.000	0	0	.000	0	0	0	1.7	2	0	0	0	1	0	0	3.8						
NOTRE DAME	02-03-16		21	5	6	.833	4	4	1.000	4	5	.800	1	1	2	1.7	3	0	0	0	2	1	18	4.6						
at Georgia Tech	02-07-16		21	2	4	.500	0	2	.000	1	2	.500	2	1	3	1.8	2	0	3	0	1	0	5	4.6						



SHELDON McCLELLAN 10

Graduate | Guard | 6-5 | 200

Houston, Texas | Texas | Bellaire HS

McClellan Season / Career Highs

Points
Season: 27, vs. Utah, 11/21/15
Career: 31, at Charlotte, 11/25/14
ACC: 24, at Boston College, 2/16/15

Rebounds
Season: 6, vs. Wake Forest, 1/23/16
Career: 11 (2x) last vs. Temple, 3/31/15
ACC: 10, vs. NC State, 1/22/15

Assists
Season: 6, at La Salle, 12/22/15
Career: 6, at La Salle, 12/22/15
ACC: 5 (3x) last vs. Wake Forest, 1/23/16

Steals
Season: 3 (4x) last vs. Wake Forest, 1/23/16
Career: 4 (2x) last vs. Notre Dame, 3/12/15
ACC: 3 (4x) last vs. Wake Forest, 1/23/16

Blocked Shots
Season: 2, vs. Syracuse, 1/2/16
Career: 2, vs. Syracuse, 1/2/16
ACC: 2, vs. Syracuse, 1/2/16

Field Goals
Season: 10, vs. Utah, 11/21/15
Career: 11, at Charlotte, 11/25/14
ACC: 8 (2x) last vs. Duke, 1/25/16

Field Goal Attempts
Season: 14 (2x) last at NC State, 1/30/16
Career: 20, at Oklahoma, 1/21/13
ACC: 16, at Pittsburgh, 3/4/15

Free Throws
Season: 12, vs. Syracuse, 1/2/16
Career: 14, vs. Fresno State, 11/9/12
ACC: 12, vs. Syracuse, 1/2/16

Free Throw Attempts
Season: 14, vs. Syracuse, 1/2/16
Career: 14 (2x) last vs. Syracuse, 1/2/16
ACC: 14, vs. Syracuse, 1/2/16

3-Point Field Goals
Season: 3 (2x), last vs. Florida, 12/8/15
Career: 5, at Charlotte, 11/25/14
ACC: 4, at Boston College, 2/16/15

3-Point Field Goal Attempts
Season: 9, at NC State, 1/30/16
Career: 9 (2x) last at NC State, 1/30/16
ACC: 9, at NC State, 1/30/16

Minutes
Season: 43, at Nebraska, 12/1/15
Career: 50, vs. Virginia, 01/03/15
ACC: 50, vs. Virginia, 01/03/15

Oscar Robertson Trophy MidSeason Watch List, 2015-16
Jerry West Shooting Guard of the Year Award Finalist, 2015-16
Naismith Trophy Early-Season Watch List, 2015-16

Puerto Rico Tip-Off All-Tournament Team, 2015
NIT All-Tournament Team, 2015
Riley Wallace Award Finalist, 2015
Jerry West Award Midseason Watch List, 2015
ACSM All-ACC Team, H.M., 2015
adidas Nations: Top NCAA Prospects Camp, Summer 2015
ACC Player of the Week - Dec. 1, 2014
TicketCity Legends Classic All-Tournament Team, 2011

- Nickname is Mac.
- Explosive scorer that can get on a roll. High-level athlete.
- Good in transition, making a wide assortment of layups, both left and right handed. A slasher.
- Great lateral quickness and ability to defend perimeter.
- Proficient 3-point shooter, and worked on perimeter jump shot.
- Strength numbers are at highest levels of his career.
- Ability to get fouled a lot due to his attack mentality.
- Entertaining personality with a quick wit.
- Coaches want him to be the Carmelo Anthony of the team.
- Grew up working on his game with John Lucas.
- Tremendous redshirt year in 2013-14, making himself more of an offensive threat. A volume scorer.
- Transferred from University of Texas in fall of 2013, sitting out 2013-14 due to NCAA transfer rules.

- Favorites: Food: Sloppy Joe. Sports Team: Lakers. Movie: Straight out of Compton. Pro athlete: Kyrie Irving. Quote: Elite. Ice cream flavor: Vanilla. Class at UM: Communications. Cereal: Frosted Flakes. TV Show: Fresh Prince of Bel Air. Why UM: Coach L. Started playing basketball: Age 3.

McClellan after watching Miami play in the 2013 NCAA Tournament games in Austin, Texas: "I liked the plays they ran, the open-court stuff, and the way they all seemed to be playing for each other. They seemed to be having fun, and the coaches seemed positive on the bench. I wish I had come here as a freshman."

"At UM, everything is positive, never any negative energy. Coach L is like a father on the court. I love him to death. I like how positive he is, whether after a bad shot or reminding us to move on to the next play. That's how I liked to be pushed, not by negative reinforcement." - Sheldon McClellan

As a Redshirt Senior (2015-16): Participated in adidas Nations Top NCAA Prospects camp.

As a Redshirt Junior (2014-15): Final 2015 NCAA rankings: No. 21 total minutes, No. 82 total field goals made, No. 86 total points, No. 90 field goal percentage, No. 90 free throw percentage... Second-best shooting percentage in the nation by a guard in the Big 5 conferences, 18th-best shooting percentage by a guard in the nation, 90th-best shooting percentage in the nation (all positions), top shooting percentage by a guard in the ACC. **Among ACC players in all games:** No. 12 in scoring (14.5), No. 6 in field goal percentage (.484), No. 6 free throw percentage (.824) ... **Among ACC players in league games only:** No. 16 in scoring (14.1), No. 4 free throw percentage (.836). **Season:** Only player to start all 38 games ... Only Cane to score 30+ points - 31 at Charlotte, 11/25 ... Trio of double-doubles.

High School: No. 47 prospect nationally in the ESPN100 and No. 60 prospect from Rivals.com following senior season ... Averaged a team-best 25.6 points, 7.2 rebounds, 5.0 assists and 2.0 steals per game while helping Bellaire to a 20-9 mark and the first round of the Class 5A state playoffs ... Career-high 56 points in the season-opening win against Booker T. Washington ... Averaged 20 points per game while leading Bellaire to a 35-2 record and a trip to the Class 5A regional finals in his junior season ... Coached by Bruce Glover.

Personal: Born Dec. 21, 1992 in Houston ... Full name is Sheldon Reeves McClellan ... Son of Angel Johnson (mother) ... Brother to Justin Jones ... Graduated in May 2015 with B.L.A. (bachelor's in liberal arts). Now pursuing second degree ... Played AAU for Houston Select ... Cousin Jawaan McClellan played basketball for Arizona and professionally overseas ... Favorite food is a homemade sloppy joe.

2012-13				2011-12				2014-15			
Opposition	P	R	A	Opposition	P	R	A	Opposition	P	R	A
Fresno State	20	2	0	Boston Univ.	6	1	2	Howard	19	4	2
Coppin State	25	2	1	Rhode Island	10	2	0	at Florida	9	7	5
vs Chaminade	14	1	1	vs Oregon State	12	5	1	vs Drexel	5	5	3
vs USC	11	7	1	vs NC State	16	3	0	vs Akron	17	6	3
vs Mississippi St.	19	5	0	Sam Houston St.	12	6	0	vs Charlotte	19	8	3
Sam Houston St.	16	8	0	North Texas	8	1	0	at Charlotte	31	11	3
UT Arlington	14	5	1	at UCLA	8	2	0	South Alabama	17	2	2
vs Georgetown	12	4	0	UT Arlington	23	6	0	Illinois	14	9	2
vs UCLA	12	2	3	Texas State	13	6	1	Green Bay	16	8	1
Texas State	10	8	2	Nichols State	12	3	1	Savannah State	15	4	3
North Carolina	18	6	3	Temple	6	8	0	Eastern Kentucky	14	1	1
at Michigan St.	13	2	0	at North Carolina	16	2	0	vs Providence	17	4	1
Rice	14	9	0	Rice	19	2	0	Charleston	11	2	0
at Baylor	21	5	2	at Iowa State	14	4	0	Virginia	16	8	0
West Virginia	9	5	0	Oklahoma State	6	4	1	Boston College	11	6	2
at Iowa State	0	0	0	Texas A&M	7	0	1	at Duke	14	3	2
Kansas	18	1	1	at Missouri	6	3	2	at Notre Dame	17	2	1
at Oklahoma	25	4	2	at Kansas State	19	3	2	NC State	16	10	3
Texas Tech	10	3	0	Kansas	11	5	1	at Syracuse	7	5	1
at Kansas State	15	4	1	Iowa State	5	2	1	Georgia Tech	6	0	0
TCU	15	3	0	at Baylor	2	0	1	at Florida State	13	2	3
at West Virginia	14	8	1	Missouri	2	3	0	Louisville	6	2	0
Oklahoma State	4	2	0	Texas Tech	17	3	1	Clemson	19	3	1
Iowa State	18	8	0	at Texas A&M	15	3	0	at Wake Forest	11	8	5
at Kansas	7	4	0	Kansas State	11	7	0	at Boston College	24	4	3
at TCU	0	0	0	at Oklahoma	13	5	0	Virginia Tech	21	3	3
Kansas State	15	5	1	at Oklahoma St.	15	2	0	at Louisville	17	4	2
Oklahoma	18	3	0	Baylor	13	5	0	Florida State	19	2	2
at Oklahoma St.	0	2	0	at Texas Tech	7	3	1	North Carolina	11	1	0
Baylor	23	1	0	Oklahoma	24	3	0	at Pittsburgh	20	4	4
at Texas Tech	27	4	2	at Kansas	6	2	2	at Virginia Tech	6	4	5
vs TCU	12	1	1	vs Iowa State	9	2	0	vs Virginia Tech	16	6	0
vs Kansas State	5	1	1	vs Missouri	10	4	0	vs Notre Dame	10	5	1
at Houston	6	2	2	vs Cincinnati	10	2	3	NC Central	15	1	0
								Alabama	2	3	4
								at Richmond	16	6	0
								vs Temple	16	11	1
								vs Stanford	17	4	2

McCLELLAN CAREER STATISTICS		3-Point		Free Throws		Rebounds		Scoring																	
Texas	GP	GS	Min.	Avg.	FG	FGA	Pct.	FG	FGA	Pct.	FT	FTA	Pct.	Off.	Def.	Tot.	Avg.	PF	FO	Ast.	TO	Blk	Stl	Pts.	Avg.
2011-12	34	9	879	25.9	129	288	.448	35	113	.310	90	119	.756	39	73	112	3.3	34	0	21	30	3	35	383	11.3
2012-13	34	15	929	27.3	136	356	.382	33	121	.273	155	186	.833	36	96	132	3.9	28	0	29	57	3	28	460	13.5
TOTAL	68	24	1808	26.6	265	644	.411	68	234	.291	245	305	.803	75	169	244	3.6	62	0	50	87	6	63	843	12.4
Miami	GP	GS	Min.	Avg.	FG	FGA	Pct.	FG	FGA	Pct.	FT	FTA	Pct.	Off.	Def.	Tot.	Avg.	PF	FO	Ast.	TO	Blk	Stl	Pts.	Avg.
2014-15	38	38	1278	33.6	192	397	.484	54	151	.358	112	136	.824	32	146	178	4.7	59	0	74	49	7	34	550	14.5
2015-16	22	21	714	32.5	116	216	.537	33	82	.402	96	111	.865	13	61	74	3.4	42	0	42	28	7	25	361	16.4
TOTAL	60	59	1992	33.2	308	613	.502	87	233	.373	208	247	.842	45	207	252	4.2	101	0	116	77	14	59	911	15.2

McCLELLAN 2015-16		TOTAL		3-PTS		FREE THROWS		REBOUNDS		PF		FO		A		TO		Blk		Stl		Pts		Avg.	
Opponent	Date	GS	Min	FG	FGA	Pct	3FG	FGA	Pct	FT	FTA	Pct	Off	Def	Tot	Avg	PF	FO	A	TO	Blk	Stl	Pts	Avg	
UTRGV	11-13-15	*	29	6	10	.600	2	4	.500	4	4	1.000	1	3	4	4.0	3	0	1	1	0	1	18	18.0	
LOUISIANA	11-16-15	*	34	6	9	.667	2	4	.500	2	3	.667	2	3	5	4.5	2	0	2	1	1	3	16	17.0	
vs Mississippi State	11-19-15	*	32	5	10	.500	2	3	.667	6	6	1.000	0	0	0	3.0	1	0	4	0	0	2	18	17.3	
vs Utah	11-20-15	*	29	10	12	.833	3	5	.600	4	4	1.000	0	4	4	3.3	2	0	0	1	0	1	27	19.8	
vs Butler	11-22-15	*	29	2	6	.333	2	5	.400	2	2	1.000	0	2	2	3.0	2	0	2	1	0	1	8	17.4	
NORTHEASTERN	11-27-15	*	32	8	12	.667	1	3	.333	1	1	1.000	0	1	1	2.7	3	0	1	0	0	1	18	17.5	
at Nebraska	12-01-15	*	43	3	8	.375	1	2	.500	7	9	.778	2	2	4	2.9	2	0	2	0	1	14	17.0		
CHARLOTTE	12-05-15	*	21	2	4	.500	1	1	1.000	3	4	.750	1	1	2	2.8	2	0	5	3	0	0	8	15.9	
FLORIDA	12-08-15	*	37	7	12	.583	3	4	.750	7	8	.875	1	4	5	3.0	0	0	1	1	0	1	24	16.8	
CO. OF CHARLESTON	12-19-15	*	28	4	9	.444	0	3	.000	6	7	.857	0	3	3	3.0	1	0	1	1	0	1	14	16.5	
at La Salle	12-22-15	*	26	5	8	.625	2	3	.667	2	2	1.000	1	1	2	2.9	1	0	6	0	0	1	14	16.3	
PRINCETON	12-29-15	*	29	2	9	.222	0	3	.000	2	2	1.000	0	2	2	2.8	1	0	2	1	0	0	6	15.4	
SYRACUSE	01-02-16	*	38	5	11	.455	0	6	.000	12	14	.857	1	4	5	3.0	1	0	0	1	2	3	22	15.9	
FLORIDA STATE	01-09-16	*	34	7	11	.636	2	5	.400	5	6	.833	0	5	5	3.1	2	0	2	1	0	1	21	16.3	
at Virginia	01-12-16	*	32	4	12	.333	1	5	.200	4	5	.800	1	0	1	3.0	3	0	1	1	0	1	13	16.1	
at Clemson	01-16-16	*	39	5	8	.625	2	4	.500																



RASHAD MUHAMMAD

Junior | Guard | 6-6 | 160

1

Las Vegas, Nev. | San Jose State | Bishop Gorman HS

- Big time scorer with deep range.
- Using redshirt season at Miami to gain strength.
- From an athletic family: Brother is Minnesota Timberwolves player Shabazz Muhammad; Mother was PG and track star at Long Beach State; Father was PG for USC; Sister is professional tennis player; Uncle played in NFL; Aunt played basketball for Cal State Fullerton.
- Favorites: Food: Surf and turf. Athlete: Kobe Bryant. Professional teams: Lakers, Timberwolves, Raiders. Midnight snack: Cereal. Ice Cream: Chocolate. Cereal: Cinnamon Toast Crunch. Movie: More than a Game. TV Show: Fresh Prince of Bel Air. Musical Artist: Lil Wayne. Place on Campus: The gym.

As a Junior at Miami (2015-16)

Will sit out the 2015-16 season after transferring from San Jose State in August, 2015.

As a Sophomore at San Jose State (2014-15)

Led Spartans in scoring for second-straight season at 13.9 points per game ... Averaged 3.3 rebounds, 1.1 assists and 32.3 minutes over 27 games ... Scored in double-figures 21 times ... Led team in scoring in 15 games ... Five 20-point performances ... Season-high 27 points versus San Diego State (1/21) ... Season-high 10 rebounds to go along with 23 points at Wyoming (2/14) ... Splashed in 59 three-point baskets moving him into third all-time at San José State with 134 ... Multiple threes in 19 games ... Scored 26 points and matched a career-high for made threes in a game with six at Air Force (1/7) ... Third in the conference during Mountain West play at 2.5 made threes per game ... Career-high five assists versus Utah State (2/14) ... Shot free throws at 79.6 percent ... 20 points at UC Davis (12/3) ... 22 points versus Saint Katherine (12/9) ... Recorded two steals in three different games.

As a Freshman at San Jose State (2013-14)

Played in all 31 games and started three - at Weber State and against Fresno State and Boise State ... One of first players off bench ... Averaged team-best 13.2 points per game and 2.9 rebounds per game ... Set Mountain West freshman record for three pointers made in season at 75 ... Second-highest single-season three-pointers made and fourth-high three-pointers attempted at San José State ... Scored in double figures in 22 games ... 408 points on the season ... 20+ points in five games ... Scored a season-high 28 points in three-overtime win against UC Davis and 28 points against Colorado State ... Hit season-best six three-pointers against UC Davis and at Utah State ... Added 23 points at Portland, 21 points at Houston and 20 at Utah State ... Led team in scoring in 16 games ... Attempted at least 10 shots in 20 games ... Made at least one three-pointer in 12 straight games and 28 of 31 games ... Made 75 of 190 three-point attempts ... Shot 81.3 percent from free throw line ... Grabbed seven rebounds against Pacific and six rebounds against Milwaukee and at Wyoming and Fresno State ... Dished out at least one assist in 17 games ... Three assists at New Mexico ... Two steals at Northern Illinois, against James Madison and at Utah State and Air Force.

High School

Played at Bishop Gorman High School in Las Vegas ... Averaged 19 points senior year and led team to 29-3 record ... Team finished No. 15 in USA Today and ESPN polls ... Team won back-to-back Division I state championships ... Averaged 4.2 rebounds and 2.3 assists senior year.

Personal

Born January 6, 1994, in Las Vegas ... Son of Faye Muhammad, former point guard and track star at Long Beach State, and Ronald Muhammad, former point guard for USC ... Younger brother of Shabazz Muhammad, former UCLA player who is currently with Minnesota Timberwolves ... Sister, Asia, is a professional tennis player ... Uncle, Stephone Paige, played nine seasons in the NFL ... Aunt, Robin Paige, was four-year starter for Cal State Fullerton ... Majoring in sociology.

2013-14				2014-15			
Opposition	P	R	A	Opposition	P	R	A
at Santa Clara	15	2	1	Bethesda	17	3	2
vs. Milwaukee	17	6	0	Portland	5	2	2
at Northern Illinois	11	3	1	Pepperdine	9	2	2
vs. James Madison	18	3	1	at Cal State Fullerton	11	2	0
at Pepperdine	14	1	2	vs. Washington	15	2	0
Cal State Fullerton	17	4	2	vs. Western Michigan	7	2	0
at Portland	23	3	0	vs. Princeton	0	0	0
at Weber State	17	1	1	at UC Davis	20	1	1
at Houston	21	1	0	Santa Clara	15	1	0
UC Davis	28	3	0	Saint Katherine	22	6	2
Westminster	8	2	0	Wyoming	13	5	2
Pacifica	19	7	0	at Air Force	26	4	0
Nevada	5	1	1	at UNLV	3	2	0
at Utah State	20	2	1	Fresno State	16	3	0
Colorado State	28	5	0	Colorado State	12	3	1
New Mexico	16	3	1	at Boise State	13	1	1
at Air Force	12	2	1	Air Force	11	1	2
at Wyoming	2	6	2	at New Mexico	15	3	0
San Diego State	5	3	0	at Fresno State	16	2	4
at Boise State	0	0	0	Nevada	10	3	1
UNLV	13	3	1	at Wyoming	23	10	0
at New Mexico	15	3	3	Utah State	12	6	5
at Fresno State	13	6	1	San Diego State	27	4	0
Air Force	5	2	0	at Colorado State	18	3	1
Wyoming	0	0	0	at Nevada	6	3	1
at Nevada	11	5	1	Boise State	17	6	2
at San Diego State	14	2	0	UNLV	16	8	2
Utah State	5	1	2				
at Colorado State	6	1	0				
Fresno State	17	5	1				
vs. Boise State	13	5	1				

Muhammad Career Highs

- Points**
Career: 28 (2x) last vs. Colorado State, 1/8/14
- Rebounds**
Career: 10, at Wyoming, 2/14/15
- Assists**
Career: 5, San Diego State, 2/21/15
- Steals**
Career: 2 (7x) last at Wyoming, 2/14/15
- Blocked Shots**
Career: 1 (4x) last at Wyoming, 2/14/15
- Field Goals**
Career: 10, at Air Force, 1/7/15
- Field Goal Attempts**
Career: 21, Fresno State, 3/8/14
- Free Throws**
Career: 9, Colorado State, 1/8/14
- Free Throw Attempts**
Career: 12, Colorado State, 1/8/14
- 3-Point Field Goals**
Career: 6 (3x), last at Air Force, 1/7/15
- 3-Point Field Goal Attempts**
Career: 13, UC Davis, 12/18/13
- Foul Disqualifications**
Career: 0
- Minutes**
Career: 42, UC Davis, 12/18/13

MUHAMMAD SAN JOSE STATE STATISTICS																									
Season	GP	GS	Min.	Avg.	FG			3-Point			Free Throws			Rebounds				Scoring							
					FGA	Pct.	FG	FGA	Pct.	FT	FTA	Pct.	Off.	Def.	Tot.	Avg.	PF	FO	Ast.	TO	Blk	Stl	Pts.	Avg.	
2013-14	31	3	873	28.2	121	332	.364	75	190	.395	91	112	.813	20	71	91	2.9	53	0	24	52	1	14	408	13.2
2014-15	27	22	871	32.3	119	312	.381	59	164	.360	78	98	.796	17	71	88	3.3	48	0	31	38	3	18	375	13.9
Totals	58	25	1744	30.1	240	644	.373	134	354	.379	169	210	.805	37	142	179	3.1	101	0	55	90	4	32	783	13.5



KAMARI MURPHY

R-Junior | Forward | 6-8 | 220

21

Brooklyn, N.Y. | Oklahoma State | IMG | Lincoln HS

- First name pronounced Kuh-mar-EE.
 - Explosive athlete with pogo-stick type hops.
 - Versatile defender who can guard positions 1-5.
 - Excellent rebounder at both ends of the court.
 - Great straight-line driver.
 - Treats practice like games, competing hard and wanting to win drills.
 - Focused on increasing skill level to become a consistent perimeter shooter and gain a proficient inside-outside game.
 - Transferred from Oklahoma State in fall of 2014. Sat out 2014-15 season due to NCAA transfer rules.
 - Led Cowboys in total rebounds and total blocks as a sophomore.
 - Spent post-graduate year at IMG Academy in Bradenton, Fla.
 - Graduated from Lincoln High School in Brooklyn, N.Y., same school that produced Stephon Marbury, Sebastian Telfair and Lance Stephenson.
 - Also played football for two seasons in high school.
- Favorites: Food: Soul food and baked mac & cheese. Movies: Gone in 60 Seconds. TV Show: Family Feud. Pro athlete: LeBron James. Pro Teams: Patriots, Jets, Rockets. Advice received: Life is not a sprint, it is a marathon. Ice cream flavor: Butter pecan. Midnight snack: Peanut butter sandwich. Class at UM: Sign language.
- Biggest fear: Bugs. Why UM: Coach L. Started playing basketball: Age 10.

As a Junior at Miami (2014-15): Sat out due to NCAA transfer rules.

As a Sophomore at Oklahoma State (2013-14): Led Cowboys in total rebounds pulling down 199 for the season, as well as blocks with total of 40, despite missing the season opener vs MVSU ... Eighth in blocks per game (1.3 bpg) and 15th in rebounding in Big 12.

High School: Ranked No. 10 on HoopScoop.com's list of top fifth-year players in 2012 ... Spent post-graduate year at IMG Academy in Bradenton, Fla., and was starting forward for IMG ... Averaged 20 points, 10 rebounds and three assists for team that finished 28-2 against prep schools and was ranked among the top-five nationally ... Graduated from Lincoln High School in Brooklyn, N.Y. -- same school that produced Stephon Marbury, Sebastian Telfair and Lance Stephenson ... Team captain junior and senior seasons under head coach Dwayne Morton ... Averaged 17 points and more than 10 rebounds per game as senior ... Helped lead Railsplitters to PSAL Class-AA title game as senior and Brooklyn regular-season crown and borough title ... Ranked as No. 6 player in state of New York in 2011 according to HoopScoop ... Listed as one of four "standout players" at Super 16 Showcase in Hartford, Conn., in July of 2011 ... Also played football for two seasons in high school ... Recruited by UConn, Miami, Missouri, Louisville, Virginia, Virginia Tech, St. Johns, Rutgers, Florida and Florida State.

Personal: Born Kamari Michael Murphy on Dec. 14, 1993 ... First name pronounced Kuh-mar-EE ... Son of Michael Murphy and Kemel and Kaheem Draper ... Second oldest of six boys: Jacori, Kusamae, Maalik, Mikwan and Kieron ... Will graduate in May with B.A. in sociology ... Enjoys swimming, playing volleyball and football, and playing video games in his spare time.

Murphy Season / Career Highs

Points
Season: 11 (2x) last vs. Notre Dame, 2/3/16
Career: 13 at Virginia Tech, 12/1/12
ACC: 11, vs. Notre Dame, 2/3/16

Rebounds
Season: 10, at La Salle, 12/22/15
Career: 13 vs. Oklahoma, 2/15/14
ACC: 8, vs. Syracuse, 1/2/16

Assists
Season: 2, vs. Wake Forest, 1/23/16
Career: 3 (2x) last vs. Robert Morris, 12/30/13
ACC: 2, vs. Wake Forest, 1/23/16

Steals
Season: 1 (7x) last vs. Notre Dame, 2/3/16
Career: 3 vs. Texas, 1/8/14
ACC: 1 (5x) last vs. Notre Dame, 2/3/16

Blocked Shots
Season: 3, vs. Charleston, 12/19/15
Career: 4 (3x) last vs. Texas, 1/8/14
ACC: 2 (2x) last vs. Duke, 1/25/16

Field Goals
Season: 5 (2x) last vs. Princeton, 12/29/15
Career: 6 at Virginia Tech, 12/1/12
ACC: 4 (2x) last at Georgia Tech, 2/7/16

Field Goal Attempts
Season: 9, vs. Wake Forest, 1/23/16
Career: 11 vs. Gonzaga, 3/21/14
ACC: 9, vs. Wake Forest, 1/23/16

Free Throws
Season: 5, vs. Notre Dame, 2/3/16
Career: 5, vs. Notre Dame, 2/3/16
ACC: 5, vs. Notre Dame, 2/3/16

Free Throw Attempts
Season: 5, vs. Notre Dame, 2/3/16
Career: 6 vs. Texas Tech, 1/19/13
ACC: 5, vs. Notre Dame, 2/3/16

3-Point Field Goals
Season: --
Career: 1 (2x) last vs. Central Ark., 12/16/12
ACC: --

3-Point Field Goal Attempts
Season: 1 (6x) last at NC State, 1/30/16
Career: 1 (10x) last at NC State, 1/30/16
ACC: 1 (3x) last at NC State, 1/30/16


Minutes
Season: 34, vs. Florida, 12/8/15
Career: 41, at Iowa State, 3/8/14
ACC: 29, vs. Duke, 1/25/16

2012-13				2013-14			
Opposition	P	R	A	Opposition	P	R	A
UC Davis	7	6	0	Utah Valley	2	6	1
vs Akron	1	6	0	Arkansas-Pine-Bluff	7	6	0
vs Tennessee	4	7	1	Memphis	5	7	1
vs NC State	4	10	1	at USF	0	5	2
Portland State	9	5	0	vs Purdue	6	6	0
at Virginia Tech	13	5	1	vs Butler	10	8	2
USF	8	7	2	vs Memphis	6	6	0
Missouri State	4	6	2	South Carolina	8	7	0
Central Arkansas	9	7	1	vs Louisiana Tech	10	3	1
UT Arlington	2	1	0	Delaware State	5	7	1
Tennessee Tech	12	5	2	vs Colorado	4	5	0
Gonzaga	0	1	0	Robert Morris	10	8	3
at Kansas State	6	1	0	at Kansas State	2	3	1
TCU	4	6	3	Texas	4	5	1
at Oklahoma	0	3	0	at West Virginia	7	5	0
Texas Tech	5	5	2	TCU	8	8	0
at Baylor	0	0	0	at Kansas	12	1	1
West Virginia	0	0	0	West Virginia	0	2	0
Iowa State	0	1	0	at Oklahoma	4	9	2
at Kansas	4	5	1	Baylor	9	5	0
Baylor	8	4	1	Iowa State	7	6	0
at Texas	5	6	1	at Texas Tech	4	6	1
at Texas Tech	4	4	0	at Texas	10	10	0
Oklahoma	2	4	0	Oklahoma	7	13	1
Kansas	0	0	0	at Baylor	3	9	2
at West Virginia	2	2	1	Texas Tech	10	6	2
at TCU	2	1	0	at TCU	6	11	1
Texas	1	4	0	Kansas	8	4	0
at Iowa State	2	2	1	Kansas State	4	6	0
Kansas State	0	1	0	at Iowa State	6	9	0
vs Baylor	2	2	1	vs Texas Tech	2	1	0
vs Kansas State	2	6	0	vs Kansas	6	6	0
Oregon	4	6	0	vs. Gonzaga	8	8	0

MURPHY CAREER STATISTICS																									
OSU	GP	GS	Min.	Avg.	FG	FGA	Pct.	3-Point FG	3-Point FGA	3-Point Pct.	FT	FTA	Pct.	Reb. Off.	Reb. Def.	Reb. Tot.	Avg.	PF	FO	Ast.	TO	Blk	Stl	Scoring Pts.	Avg.
2012-13	33	15	596	18.1	53	115	.461	2	4	.500	18	35	.514	52	78	130	3.9	73	2	21	35	20	8	126	3.8
2013-14	33	21	855	25.9	82	153	.536	0	0	.000	36	63	.571	63	144	207	6.3	113	10	23	38	41	17	200	6.1
Totals	66	36	1451	22.0	135	268	.504	2	4	.500	54	98	.551	115	222	337	5.1	186	12	44	73	61	25	326	4.9

Miami																									
GP	GS	Min.	Avg.	FG	FGA	Pct.	3-Point FG	3-Point FGA	3-Point Pct.	FT	FTA	Pct.	Reb. Off.	Reb. Def.	Reb. Tot.	Avg.	PF	FO	Ast.	TO	Blk	Stl	Pts.	Avg.	
2015-16	19	16	437	23.0	51	101	.505	0	6	.000	15	24	.625	25	75	100	5.3	41	0	10	18	17	7	117	6.2

MURPHY 2015-16																								
Opponent	Date	GS	Min	TOTAL FG	TOTAL FGA	TOTAL Pct	3-PTS 3FG	3-PTS FGA	3-PTS Pct	FREE THROWS FT	FREE THROWS FTA	FREE THROWS Pct	REBOUNDS Off	REBOUNDS Def	REBOUNDS Tot	Avg	PF	FO	A	TO	Blk	Stl	Pts	Avg
vs Utah	11-20-15	17	1	4	250	0	0	0	.000	0	0	.000	1	0	1	1.0	2	0	1	0	0	1	2	2.0
vs Butler	11-22-15	12	2	3	667	0	0	0	.000	1	2	.500	1	3	4	2.5	4	0	0	0	0	0	5	3.5
NORTHEASTERN	11-27-15	17	1	2	500	0	0	0	.000	0	0	.000	1	5	6	3.7	3	0	0	2	1	0	2	3.0
at Nebraska	12-01-15	*	29	5	6	.833	0	0	.000	0	0	.000	1	4	5	4.0	4	0	0	2	1	0	10	4.8
CHARLOTTE	12-05-15	*	22	4	8	.500	0	0	.000	3	4	.750	1	6	7	4.6	1	0	1	0	2	1	11	6.0
FLORIDA	12-08-15	*	34	3	7	.429	0	1	.000	2	4	.500	2	4	6	4.8	4	0	1	1	1	0	8	6.3
CO. OF CHARLESTON	12-19-15	*	22	2	6	.333	0	1	.000	0	0	.000	0	6	6	5.0	2	0	0	2	3	0	4	6.0
at La Salle	12-22-15	*	25	3	6	.500	0	0	.000	0	0	.000	2	8	10	5.6	2	0	1	0	1	0	6	6.0
PRINCETON	12-29-15	*	30	5	7	.714	0	1	.000	0	0	.000	1	4	5	5.6	0	0	1	1	2	0	10	6.4
SYRACUSE	01-02-16	*	25	4	5	.800	0	0	.000	0	0	.000	2	6	8	5.8	2	0	1	1	2	1	8	6.6
FLORIDA STATE	01-09-16	*	27	2	6	.333	0	1	.000	1	2	.500	1	5	6	5.8	2	0	1	1	0	0	5	6.5
at Virginia	01-12-16	*	17	0	2	.000	0	1	.000	0	0	.000	1	2	3	5.6	4	0	0	2	1	1	0	5.9
at Clemson	01-16-16	*	23	3	7	.429	0	0	.000	1	2	.500	3	3	6	5.6	2	0	1	0	0	0	7	6.0
at Boston College	01-20-16	*	20	3	4	.750	0	0	.000	0	3	.000	1	5	6	5.6	1	0	0	0	1	1	6	6.0
WAKE FOREST	01-23-16	*	24	2	9	.222	0	0	.000	0	0	.000	4	3	7	5.7	3	0	2	0	0	1	4	5.9
DUKE	01-25-16	*	29	2	4	.500	0	0	.000	0	0	.000	1	4	5	5.7	3	0	0	1	2	0	4	5.8
at NC State	01-30-16	*	24	2	6	.333	0	1	.000	0	0	.000	0	4	4	5.6	1	0	0	1	0	0	4	5.6
NOTRE DAME	02-03-16	*	17	3	4	.750	0	0	.000	5	5	1.000	1	1	2	5.4	0	0	0	2	0	1	11	5.9
at Georgia Tech	02-07-16	*	23	4	5	.800	0	0	.000	2	2	1.000	1	2	3	5.3	1	0	0	2	0	0	10	6.2



JA'QUAN NEWTON

Sophomore | Guard | 6-2 | 180

Philadelphia, Pa. | Neumann-Goretti HS



Newton Season / Career Highs

Points
Season: 20, vs. Charleston, 12/19/15
Career: 20, vs. Charleston, 12/19/15
ACC: 18, vs. Wake Forest, 1/23/16

Rebounds
Season: 7, vs. Charleston, 12/19/15
Career: 7, vs. Charleston, 12/19/15
ACC: 5 (2x) last vs. Duke, 1/25/16

Assists
Season: 6, vs. Charlotte, 12/5/15
Career: 6, vs. Charlotte, 12/5/15
ACC: 5 (2x) last vs. Duke, 1/25/16

Steals
Season: 4 (2x) last at NC State, 1/30/16
Career: 4 (2x) last at NC State, 1/30/16
ACC: 4, at NC State, 1/30/16

Blocked Shots
Season: 1 (2x) last vs. Princeton, 12/29/15
Career: 1 (6x) last vs. Princeton, 12/29/15
ACC: 1, at Notre Dame, 1/17/15

Field Goals
Season: 6 (4x) last vs. Notre Dame, 2/3/16
Career: 6 (5x) last vs. Notre Dame, 2/3/16
ACC: 6 (4x) last vs. Notre Dame, 2/3/16

Field Goal Attempts
Season: 13, at NC State, 1/30/16
Career: 13, at NC State, 1/30/16
ACC: 13, at NC State, 1/30/16

Free Throws
Season: 9, vs. Charlotte, 12/5/15
Career: 9, vs. Charlotte, 12/5/15
ACC: 7, vs. Wake Forest, 1/23/16

Free Throw Attempts
Season: 10 (2x) last vs. Syracuse, 1/2/16
Career: 10, vs. Syracuse, 1/2/16
ACC: 10, vs. Syracuse, 1/2/16

3-Point Field Goals
Season: 2, vs. Syracuse, 1/2/16
Career: 2 (2x) last vs. Syracuse, 1/2/16
ACC: 2, vs. Syracuse, 1/2/16

3-Point Field Goal Attempts
Season: 2 (6x) last at NC State, 1/30/16
Career: 2 (9x) last at NC State, 1/30/16
ACC: 2 (5x) last at NC State, 1/30/16

Minutes
Season: 27 (2x) last at Georgia Tech, 2/7/16
Career: 33, at Pittsburgh, 3/4/15
ACC: 33, at Pittsburgh, 3/4/15

2014-15			
Opposition	P	R	A
Howard	8	0	0
at Florida	5	1	3
vs Drexel	7	1	3
vs Akron	4	0	1
vs Charlotte	3	3	3
at Charlotte	0	0	0
South Alabama	5	1	0
Illinois	0	2	1
Green Bay	0	0	0
Savannah State	2	0	0
Eastern Kentucky	2	2	3
vs Providence	3	0	1
Charleston	6	0	0
Virginia	0	1	1
at Duke	4	2	3
at Notre Dame	16	2	5
NC State	0	0	1
at Syracuse	3	0	0
Georgia Tech	3	0	0
at Florida State	2	0	1
Louisville	3	1	1
Clemson	1	1	1
at Wake Forest	5	0	2
at Boston College	0	0	0
Virginia Tech	0	0	1
North Carolina	10	1	4
at Pittsburgh	4	3	1
at Virginia Tech	8	4	3
vs Virginia Tech	0	3	0
vs Notre Dame	0	0	0
Alabama	1	1	2
at Richmond	11	5	2
vs Temple	9	4	2
vs Stanford	10	5	2

- First name pronounced Juh-Quan.
- Competitor with a real feel for the game. Fearless and relentless. Passionate and energetic.
- Knack for getting in the lane off the dribble, then makes good decisions in the lane: floater, pass, dribble.
- Improved defensively and can play multiple positions, on and off of the ball.
- Getting stronger daily.
- Tremendous ability to finish 8-feet and in. Working to become a better 3-point shooter.
- Ranked No. 58 in ESPN's Top 100.
- Ranked No. 1 in the state and is the 12th-best PG in the country by ESPN.
- Scored 1,972 career points in high school.
- Leading scorer in both the history of the Catholic School League in Philadelphia and in Neumann-Goretti history. Owns three PIAA state titles.
- Mother passed away March 2014 after three-year battle with breast cancer, one day prior to state championship game in which Newton scored 33 points.
- Played on Cherrashore Playground basketball court at 10th and Olney in Philadelphia. Played in the Chosen League.
- Father, Joe Newton, was NABC Division II national player of the year out of the University of Central Oklahoma.
- Favorites: Food: Fried chicken. Movie: Friday. Pro athlete: LeBron James. Subject in school: Math. Ice cream flavor: Vanilla. Cartoon: Tom and Jerry. Player when I was a kid: Allen Iverson.
- Why UM: Style of play and city of Miami. Ideal job after hoops: Coach.

As a Freshman (2014-15): Started three games, playing in 34, as a true freshman ... Scored in double digits four times ... Dished at least three assists eight times ... Grabbed 14 rebounds in last three games after just 29 boards the first 31 outings ... In ACC play averaged 3.9 points, 1.6 assists, 1.0 rebounds in 13.5 minutes per game ... In four NIT games, averaged 7.8 points, 3.8 rebounds, 2.0 assists in 22.3 minutes ... Missed game vs. NC Central due to injury ... Against Stanford in NIT championship game, knocked down two of four total 3-pointers for season.

High School: Ranked No. 58 in ESPN's Top 100 ... Ranked No. 1 in the state and is the 12th-best PG in the country by ESPN ... Catholic League MVP ... All-Catholic League First Team ... Led team with 21.7 points per game ... Scored 1,972 career points in high school ... Guided the Saints to 22-4 record and sixth-straight Catholic League Championship ... Scored 15 of his 23 points in second half to seal the victory ... Started four-straight years in Catholic League Championship game ... Leading scorer in both the history of the Catholic School League in Philadelphia and in Neumann-Goretti history ... Secured a double-double with 14 points and 10 rebounds in first round of the Pennsylvania Interscholastic Athletic Association playoffs ... Scored 33 points and go-ahead bucket in overtime to win PIAA Class AAA Championship ... Consensus Top 60 player ... Averaged 18.0 points as a junior.

Personal: Born Ja'Quan Naasir Newton on August 23, 1995 in Philadelphia ... First name pronounced Juh-Quan ... Son of the late Lisa Brown, and Joe Newton, the NABC Division II national player of the year out of the University of Central Oklahoma ... Brother to Cary Rudd and Miing Newton ... Mother passed away March 2014 after three-year battle with breast cancer, one day prior to state championship game in which Newton scored 33 points ... NBA Top 100 Camp ... LeBron James Skills Academy ... Played AAU ball for Team Final, the same squad as Miami teammate Davon Reed ... Also recruited by UCLA, Texas A&M and Minnesota ... Undeclared arts and sciences major.

NEWTON CAREER STATISTICS

Season	GP	GS	Min.	Avg.	3-Point			Free Throws			Rebounds				Scoring										
					FG	FGA	Pct.	FT	FTA	Pct.	Off.	Def.	Tot.	Avg.	PF	FO	Ast.	TO	Blk	Stl	Pts.	Avg.			
2014-15	34	3	459	13.5	45	111	.405	4	10	.400	41	64	.641	8	35	43	1.3	34	0	47	39	4	8	135	4.0
2015-16	22	1	495	22.5	88	178	.494	9	23	.391	79	105	.752	12	47	59	2.7	32	0	58	44	2	22	264	12.0
TOTAL	56	4	954	17.0	133	289	.460	13	33	.394	120	169	.710	20	82	102	1.8	66	0	105	83	6	30	399	7.1

NEWTON 2015-16

Opponent	Date	GS	Min	TOTAL			3-PTS			FREE THROWS			REBOUNDS				PF	FO	A	TO	Blk	Stl	Pts	Avg
				FG	FGA	Pct	3FG	FGA	Pct	FT	FTA	Pct	Off	Def	Tot	Avg								
UTRGV	11-13-15	23	3	6	.500	0	1	.000	5	7	.714	0	2	2	2.0	0	0	1	3	0	1	11	11.0	
LOUISIANA	11-16-15	15	5	6	.833	0	0	.000	1	2	.500	0	0	0	1.0	1	0	5	2	0	0	11	11.0	
vs Mississippi State	11-19-15	24	5	10	.500	0	2	.000	5	8	.625	0	2	2	1.3	2	0	5	2	0	2	15	12.3	
vs Utah	11-20-15	22	1	8	.125	0	0	.000	3	4	.750	0	1	1	1.3	1	0	1	1	0	1	5	10.5	
vs Butler	11-22-15	23	5	12	.417	0	1	.000	7	8	.875	0	1	1	1.2	1	0	3	1	1	2	17	11.8	
NORTHEASTERN	11-27-15	20	5	7	.714	1	1	1.000	2	3	.667	1	1	2	1.3	4	0	1	2	0	1	13	12.0	
at Nebraska	12-01-15	20	3	6	.500	0	2	.000	4	5	.800	0	2	2	1.4	1	0	2	2	0	0	10	11.7	
CHARLOTTE	12-05-15	26	2	5	.400	1	2	.500	9	10	.900	0	4	4	1.8	1	0	6	1	0	0	14	12.0	
FLORIDA	12-08-15	19	0	2	.000	0	0	.000	3	4	.750	0	1	1	1.7	1	0	3	3	0	0	3	11.0	
CO. OF CHARLESTON	12-19-15	23	6	8	.750	1	2	.500	7	9	.778	1	6	7	2.2	1	0	2	3	0	4	20	11.9	
at La Salle	12-22-15	21	5	10	.500	0	0	.000	0	1	.000	0	2	2	2.0	0	0	3	1	0	1	10	11.7	
PRINCETON	12-29-15	22	5	8	.625	0	0	.000	3	3	1.000	1	3	4	2.3	1	0	4	1	1	0	13	11.8	
SYRACUSE	01-02-16	24	3	5	.600	2	2	1.000	6	10	.600	1	3	4	2.5	3	0	2	2	0	2	14	12.0	
FLORIDA STATE	01-09-16	21	6	10	.600	0	1	.000	1	1	1.000	0	1	1	2.4	2	0	4	2	0	1	13	12.1	
at Virginia	01-12-16	19	2	5	.400	0	1	.000	2	3	.667	1	4	5	2.5	0	0	1	2	0	0	6	11.7	
at Clemson	01-16-16	24	2	8	.250	1	1	1.000	3	4	.750	2	2	4	2.6	0	0	1	3	0	0	8	11.4	
at Boston College	01-20-16	21	4	7	.571	0	2	.000	4	4	1.000	0	4	4	2.7	3	0	2	3	0	0	12	11.5	
WAKE FOREST	01-23-16	25	5	10	.500	1	1	1.000	7	9	.778	1	0	1	2.6	3	0	1	2	0	0	18	11.8	
DUKE	01-25-16	23	6	11	.545	0	0	.000	3	4	.750	2	3	5	2.7	1	0	5	2	0	0	15	12.0	
at NC State	01-30-16	27	4	13	.308	1	2	.500	1	2	.500	1	1	2	2.7	4	0	2	2	0	4	10	11.9	
NOTRE DAME	02-03-16	26	6	10	.600	0	1	.000	0	1	.000	0	1	1	2.6	0	0	2	2	0	1	12	11.9	
at Georgia Tech	02-07-16	27	5	11	.455	1	1	1.000	3	3	1.000	1	3	4	2.7	2	0	2	2	0	2	14	12.0	



DAVON REED

Junior | Guard | 6-6 | 210

Ewing, N.J. | Princeton Day School

5

Reed Season / Career Highs

Points
Season: 19 (2x) last vs. Northeastern, 11/28/15
Career: 19 (6x) last vs. Northeastern, 11/28/15
ACC: 19 (4x) last vs. Louisiana, 11/16/15

Rebounds
Season: 9, vs. Princeton, 12/29/15
Career: 12, at Richmond, 3/24/15
ACC: 8, vs. Florida State, 2/25/15

Assists
Season: 4, vs. Northeastern, 11/28/15
Career: 7, vs. Loyola, 12/30/13
ACC: 5, vs. Virginia Tech, 2/18/15

Steals

Season: 3, vs. Florida, 12/8/15
Career: 5, at Wake Forest, 2/11/15
ACC: 5, at Wake Forest, 2/11/15

Blocked Shots

Season: 2, vs. Florida, 12/8/15
Career: 3, vs. Temple, 3/31/15
ACC: 2, at Virginia Tech, 3/7/15

Field Goals

Season: 7, vs. Northeastern, 11/28/15
Career: 7 (4x) last vs. Northeastern, 11/28/15
ACC: 7 (2x) last at Pittsburgh, 3/4/15

Field Goal Attempts

Season: 12, at Clemson, 1/16/16
Career: 13, at Wake Forest, 2/11/15
ACC: 13, at Wake Forest, 2/11/15

Free Throws

Season: 6, vs. UTRGV, 11/13/15
Career: 9, vs. Alabama, 3/21/15
ACC: 6, vs. Florida State, 2/25/15

Free Throw Attempts

Season: 9, vs. UTRGV, 11/13/15
Career: 14, vs. Alabama, 3/21/15
ACC: 6 (2x) last vs. Florida State, 2/25/15

3-Point Field Goals

Season: 4, vs. Louisiana, 11/16/15
Career: 5 (2x) last vs. Louisville, 2/3/15
ACC: 5, vs. Louisville, 2/3/15

3-Point Field Goal Attempts

Season: 6, at Nebraska, 12/1/15
Career: 8, vs. Arizona State, 12/1/13
ACC: 8, at Wake Forest, 2/11/15

Minutes

Season: 36, at Clemson, 1/16/16
Career: 45, at Boston College, 2/16/15
ACC: 45, at Boston College, 2/16/15

NIT All-Tournament Team, 2015

All-ACC Academic Men's Basketball Team, 2015

- Focused. Structured. Determined. Competitive. Student of the game. Will do whatever it takes to win.
- A 3 guard who played out of position at the point his freshman season for Miami.
- Can guard multiple positions, has long arms and a fierce tenacity.
- Mostly a catch-and-shoot guy. Working on game off the bounce.
- Improved both his ability to attack the basket and his layup-making skills.
- Good student. Professional approach to life and everything he does. Mature for his age.
- Missed only eight games as a sophomore after quickly rehabbing knee injury that could have sidelined him for season.
- Improved bench 175 to 250 pounds in four months as a freshman.
- Four-star swingman listed as a Top 100 player (No. 97) by Rivals.com and No. 78 in Class of 2013 by ESPN.
- Third-best talent in New Jersey and 18th best nationally at shooting guard, according to ESPN.com.
- Kevin Durant Skills Academy. McDonald's All-American candidate.
- 2,000 point scorer. Averaged 24 points and 10 rebounds as a senior.
- Youth Role Model Award from Join-Effort Princeton for both dedication to his community and excellence in his personal life.

- Favorites: Food: Chicken marsala. Movie: I am Legend. Book: Great Gatsby. Pro athlete: LeBron James. Quote: Dreams don't work unless you do. Subject in school: Science. Class at UM: Marketing & professional selling. Ice cream flavor: Chocolate chip cookie dough. Cereal: Captain Crunch with crunch berries. TV Show: Game of Thrones. Musical Artist: J. Cole. Best advice received: Do what makes you happy. Why UM: ACC basketball, Coach L and sunny south Florida. Started playing basketball: Age 5.

As a Sophomore (2014-15): Started 21-straight games after missing the first eight with injury then coming off the bench his first eight outings ... Improved from 2.4 ppg and 2.4 rpg in five non-conference games to 9.2 ppg and 3.6 rpg in ACC play ... Improved shooting from 27.3 FG percent and 16.7 3FG percent in non-conference games to 54.8 FG percent and 52.7 3FG percent in ACC action ... Scored in double digits 12 times ... Hit multiple 3-pointers in 11 games ... Notched 3-pointers in 19 games, including nine-straight outings Jan. 17-Feb. 16 ... In two ACC Tournament games, averaged 8.0 points, 5.0 rebounds, 1.0 assists, 1.0 steals in 33.0 minutes ... In five NIT games averaged 10.8 points, 7.0 rebounds, 3.8 assists, 1.0 blocks in 34.6 minutes.

As a Freshman (2013-14): Started 10 of 33 games ... Started four of 18 ACC games ... In ACC play averaged 4.8 points and 1.5 rebounds in 15.9 minutes ... Notched 3-pointers in 13-straight games from 11/11 to 1/4.

High School: Four-star swingman listed as a Top 100 player (No. 97) by Rivals.com and No. 78 in the Class of 2013 by ESPN ... Third-best talent in New Jersey and 18th best nationally at the shooting guard position, according to ESPN.com ... Rivals ranked him as 24th among shooting guards ... Kevin Durant Skills Academy ... 2,000 point scorer ... Averaged 24 points and 10 rebounds as a senior ... McDonald's All-American candidate ... Prep B Player of the Year in New Jersey ... All-area player of the year twice ... Averaged 27 points and nine rebounds per game for Princeton Day School junior season ... Coached by Paris McClean ... Youth Role Model Award from Join-Effort Princeton for both dedication to his community and excellence in personal life.

Personal: Name is pronounced Dav-von ... Born Davon Malcolm Reed on June 11, 1995 ... Son of David and Rose Reed ... Brother to Miles ... Majoring in sports administration ... Played AAU ball with Team Final ... Chose Miami over offers from Wake Forest, Cincinnati, Xavier and Memphis ... Student-Athlete Advisory Committee representative at UM ... Book Buster (3.0 semester GPA) ... Athletic Director's Honor Roll (3.2 semester GPA) ... Dean's List (3.5 semester GPA) ... ACC Honor Roll.

2013-14				2014-15			
Opposition	P	R	A	Opposition	P	R	A
St. Francis (NY)	3	1	0	Green Bay	0	0	0
Ga. Southern	7	1	2	Savannah State	0	1	1
Texas Southern	11	3	3	Eastern Kentucky	7	4	0
at C of Charleston	3	2	3	vs Providence	0	2	2
UCF	17	5	1	Charleston	5	5	4
vs Geo. Wash.	6	2	2	Virginia	4	1	0
at CS Fullerton	9	3	2	Boston College	0	2	0
vs Arizona State	19	1	2	at Duke	4	3	2
at Nebraska	5	2	2	at Notre Dame	9	4	4
Virginia Tech	10	5	0	NC State	10	1	2
at Savannah State	8	1	1	at Syracuse	11	2	1
La Salle	8	0	4	Georgia Tech	6	4	0
Loyola	8	2	7	at Florida State	11	6	2
at Syracuse	5	0	1	Louisville	19	5	1
at North Carolina	0	2	0	Clemson	3	2	0
Florida State	0	1	0	at Wake Forest	17	4	0
at Georgia Tech	3	0	0	at Boston College	19	6	3
Duke	2	2	0	Virginia Tech	9	3	5
Syracuse	16	2	0	at Louisville	0	2	1
at Maryland	6	1	1	Florida State	18	8	1
Norfolk State	4	4	1	North Carolina	2	3	2
Pittsburgh	4	3	1	at Pittsburgh	19	3	3
NC State	3	1	1	at Virginia Tech	4	5	2
at Florida State	7	2	2	vs Virginia Tech	10	4	1
at Virginia Tech	5	2	0	vs Notre Dame	6	6	1
Notre Dame	12	3	0	NC Central	7	3	6
Boston College	0	0	0	Alabama	15	8	3
at Virginia	2	1	0	at Richmond	10	12	2
at NC State	5	0	0	vs Temple	6	7	4
at Clemson	3	1	0	vs Stanford	16	5	4
Wake Forest	3	1	1				
vs Virginia Tech	14	1	0				
vs NC State	9	0	1				

REED CAREER STATISTICS																										
Season	GP	GS	Min.	Avg.	FG	FGA	Pct.	3-Point			Free Throws			Rebounds				PF		FO	Ast.	TO	Blk	Stl	Scoring	
								FG	FGA	Pct.	FT	FTA	Pct.	Off.	Def.	Tot.	Avg.	PF	FO	A	TO	Blk	Stl	Pts	Avg.	
2013-14	33	10	683	20.7	71	207	.343	40	112	.357	35	53	.660	12	43	55	1.7	55	0	38	44	4	16	217	6.6	
2014-15	30	21	824	27.5	77	164	.470	37	81	.457	56	77	.727	25	96	121	4.0	68	1	57	32	13	27	247	8.2	
2015-16	22	22	591	26.9	74	168	.440	24	69	.348	59	75	.787	13	80	93	4.2	44	0	27	28	8	17	231	10.5	
TOTAL	85	53	2098	24.7	222	539	.412	101	262	.385	150	205	.732	50	219	269	3.2	167	1	122	104	25	60	695	8.2	

REED 2015-16																									
Opponent	Date	GS	Min	FG	FGA	Pct	3-PTS			FREE THROWS			REBOUNDS				PF		FO	A	TO	Blk	Stl	Pts	Avg
							3FG	FGA	Pct	FT	FTA	Pct	Off	Def	Tot	Avg	PF	FO	A	TO	Blk	Stl	Pts	Avg	
UTRGV	11-13-15	*	24	4	11	.364	0	4	.000	6	9	.667	1	2	3	3.0	3	0	0	0	0	1	14	14.0	
LOUISIANA	11-16-15	*	32	6	8	.750	4	5	.800	3	4	.750	0	4	4	3.5	3	0	1	2	1	1	19	16.5	
vs Mississippi State	11-19-15	*	18	1	2	.500	1	1	1.000	5	5	1.000	0	3	3	3.3	4	0	1	2	0	0	8	13.7	
vs Utah	11-20-15	*	23	2	6	.333	0	1	.000	2	4	.500	0	4	4	3.5	2	0	1	1	0	1	6	11.8	
vs Butler	11-22-15	*	30	1	3	.333	1	1	1.000	4	4	1.000	1	4	5	3.8	3	0	3	2	0	0	7	10.8	
NORTHEASTERN	11-27-15	*	34	7	10	.700	2	5	.400	3	3	1.000	1	6	7	4.3	3	0	4	2	1	1	19	12.2	
at Nebraska	12-01-15	*	32	1	10	.100	1	6	.167	5	6	.833	1	3	4	4.3	2	0	1	0	0	0	8	11.6	
CHARLOTTE	12-05-15	*	17	4	5	.800	0	0	.000	4	4	1.000	0	5	5	4.4	3	0	2	2	0	0	12	11.6	
FLORIDA	12-08-15	*	27	2	8	.250	1	4	.250	0	0	.000	0	4	4	4.3	2	0	0	2	2	3	5	10.9	
CO. OF CHARLESTON	12-19-15	*	21	2	5	.400	2	4	.500	3	4	.750	0	0	0	3.9	2	0	1	0	0	0	9	10.7	
at La Salle	12-22-15	*	21	2	5	.400	0	2	.000	3	4	.750	0	6	6	4.1	2	0	2	0	1	0	7	10.4	
PRINCETON	12-29-15	*	30	5	11	.455	0	2	.000	3	5	.600	1	8	9	4.5	0	0	1	2	0	1	13	10.6	
SYRACUSE	01-02-16	*	21	1	7	.143	0	4	.000	2	3	.667	1	4	5	4.5	1	0	0	2	0	0	4	10.1	
FLORIDA STATE	01-09-16	*	26	3	6	.500	3	5	.600	3	4	.750	0	4	4	4.5	1	0	2	5	0	1	12	10.2	
at Virginia	01-12-16	*	30	5	8	.625	1	4	.250	0	0	.000	0	5	5	4.5	1	0	0	1	0	1	11	10.3	
at Clemson	01-16-16	*	36	6	12	.500	3	5	.600	2	2	1.000	0	2	2	4.4	1	0	2	3	0	1	17	10.7	
at Boston College	01-20-16	*	28	2	5	.400	0	0	.000	3	4	.750	1	3	4	4.4	1	0	1	1	0	1	7	10.5	
WAKE FOREST	01-23-16	*	27	1	10	.100	0	4	.000	2	2	1.000	3	2	5	4.4	1	0	1	0	1	1	4	10.1	
DUKE	01-25-16	*	27	6	10	.600	2	5	.400	0	0	.000	1	3	4	4.4	3	0	1	0	1	1	14	10.3	
at NC State	01-30-16	*	30	3	7	.429	2	3	.667	4	4	1.000	1	3	4	4.4	3	0	1	0	1	0	12	10.4	
NOTRE DAME	02-03-16	*	27	4	8	.500	0	1	.000	0	0	.000	0	2	2	4.2	2	0	1	0	0	2	8	10.3	
at Georgia Tech	02-07-16	*	30	6	11	.545	1	3	.333	2	4	.500	1	3	4	4.2	1	0	2	0	0	1	15	10.5	



ANGEL RODRIGUEZ

Redshirt Senior | Guard | 5-11 | 185

Cupey, P.R. | Kansas State | Dr. Krop HS (Miami, Fla.)

13

Rodriguez Season / Career Highs

Points
Season: 19, vs. Butler, 11/22/15
Career: 25 (2x) last vs. Florida State, 2/25/15
ACC: 25 (2x) last vs. Florida State, 2/25/15

Rebounds
Season: 5, vs. Louisiana, 11/16/15
Career: 8, vs. Akron, 11/21/14
ACC: 5, vs. Duke, 1/25/16

Assists
Season: 11, vs. Duke, 1/25/16
Career: 11, vs. Duke, 1/25/16
ACC: 11, vs. Duke, 1/25/16

Steals
Season: 6, vs. Syracuse, 1/2/16
Career: 6, vs. Syracuse, 1/2/16
ACC: 6, vs. Syracuse, 1/2/16

Blocked Shots
Season: 2, vs. Syracuse, 1/2/16
Career: 2 (3x) last vs. Syracuse, 1/2/16
ACC: 2, vs. Syracuse, 1/2/16

Field Goals
Season: 6 (2x) last at Virginia, 1/12/16
Career: 8 (3x) last vs. Florida State, 2/25/15
ACC: 8 (2x) last vs. Florida State, 2/25/15

Field Goal Attempts
Season: 13, at Virginia, 1/12/16
Career: 22, vs. Virginia, 01/03/15
ACC: 22, vs. Virginia, 01/03/15

Free Throws
Season: 8, vs. Louisiana, 11/16/15
Career: 10, vs. Virginia, 01/03/15
ACC: 10, vs. Virginia, 01/03/15

Free Throw Attempts
Season: 11, vs. Louisiana, 11/16/15
Career: 12 (2x) last vs. Florida State, 2/25/15
ACC: 12 (2x) last vs. Florida State, 2/25/15

3-Point Field Goals
Season: 3 (4x) last at NC State, 1/30/16
Career: 5, (3x) last at Florida, 11/17/14
ACC: 4, at Duke, 1/13/15

3-Point Field Goal Attempts
Season: 8, at NC State, 1/30/16
Career: 10, vs. TCU, 3/5/13
ACC: 9, at Syracuse, 1/24/15

Minutes
Season: 36, at Nebraska, 12/1/15
Career: 44, vs. Virginia, 01/03/15
ACC: 44, vs. Virginia, 01/03/15

Puerto Rico Tip-Off Most Valuable Player, 2015

ACSM AII-ACC Team, H.M., 2015

Bob Cousy Collegiate PG of the Year Award Preseason Watch List, 2015

Oscar Robertson Trophy Preseason Watch List, 2015

ACC Player of the Week - Nov. 24, 2014

Gildan Charleston Classic Most Valuable Player, 2014

NABC District 8 Second Team

All-Big 12 Second Team

Big 12 All-Defensive Team

Phillips 66 All-Championship Team

Big 12 Co-Champions

Phillips 66 Co-Big 12 Player of the Week (Feb. 18)

- Floor general. Vocal & physical leader. High energy. Quick side-to-side.
- Ultra competitive. A bulldog. Very physical. Will use his strength on defense and to go to the rim.
- Wants ball in hands at end of game. Big shot maker.
- Defensive mindset. Takes pride in his D.
- Makes an array of layups, floaters and pull-up jumpers.
- Gets the best out of others. Creates for teammates, scores off dribble.
- Transferred from Kansas State in fall of 2013, sitting out 2013-14 due to NCAA transfer rules.
- As a sophomore at K-State (2012-13): NABC District 8 second team. All-Big 12 Second Team. Big 12 All-Defensive Team. Phillips 66 All-Championship Team. Big 12 Co-Champions.
- Ranked third in Big 12 in assists, fourth in steals and fifth in assist-to-turnover ratio during his sophomore season in 2012-13.
- Born in San Juan, Puerto Rico. First language is Spanish. Left Puerto Rico at age 15 to come to U.S. to play basketball. Transferred to Miami to be closer to home so his mother can watch his games.
- Despite baseball being a pastime in Puerto Rico, never played because action was too slow.

"Coming to Miami was the best decision I ever made in my life. There are just so many positive things ever since I came here. I got healthy. I met the great staff that we have, from top to bottom. I'm close to my family. I see my friends. I have a life other than basketball. So my mind is not just stuck in basketball. I kind of get my time to relax. I'm from Puerto Rico, I get to go to the beach and kind of feel like I'm at home, too. And at the same time it motivates me to get to be close to my family because it's something I don't want to take for granted any more. I'm enjoying every single moment that I spend with them. It motivates me to do good, and make them proud, because finally they're going get to see me at the games."

High School: No. 4 prospect in state of Florida by FloridaHoops.com... A three-year letterman at Dr. Michael Krop High School in Miami, Fla. ... Averaged 23 points and six assists as a senior ... Named first team All-Class 6A by Florida Association of Basketball Coaches (FABC) ... All-Dade County team by *Miami Herald* ... Had steal and game-winning basket in a 57-55 win over Hialeah-Miami Lakes and future Kansas State teammate Adrian Diaz to capture District 13-6A title ... Posted 32 points against Carol City (2/10/11) in District 13-6A semifinals ... Helped Lightning to a 26-6 record and its first trip to Class 6A state final four as a junior in 2009-10 ... Averaged 20.9 points, seven assists and 3.9 rebounds as a junior... *Miami Herald's* 2009-10 Class 6A Player of the Year ... First team all-state... Second team All-Florida (all classifications) ... First team All-Class 6A by FloridaHoops.com as a junior ... Collected a team-high 23 points and eight rebounds in loss to Orlando Dr. Phillips in state semifinals ... Posted 39 points in Regional Final win over Columbus ... Scored 38 points in a win over Arlington Country Day ... Led team in scoring and assists as a sophomore en route to guiding Lightning to district title ... First team All-Dade County by *Miami Herald* ... Injured knee during summer after senior year of high school ... Coached by Marcos "Shakey" Rodriguez.

Personal: Angel Daniel Rodriguez Tricoche was born Dec. 5, 1992, in San Juan, Puerto Rico ... Left Puerto Rico at age 15 to come to U.S. to play basketball ... Mother is Jacqueline Tricoche ... Has two younger brothers, Luis Rivera and Yaniel Rivera... Cousin, Javi Gonzalez, played four seasons (2007-11) at NC State ... Received scholarship offers from Louisville, Florida and N.C. State ... Will graduate in December 2015 with B.S. Ed. in sports administration ... Enjoys singing and watching reality TV.

RODRIGUEZ CAREER STATISTICS

K-State	GP			Min.	Avg.	3-Point			Free Throws			Rebounds			Scoring										
	GP	GS	Min.			FG	FGA	Pct.	FG	FGA	Pct.	FT	FTA	Pct.	Off.	Def.	Tot.	Avg.	PF	FO	Ast.	TO	Blk	Stl	Pts.
2011-12	32	7	694	21.7	80	222	.360	32	101	.317	73	106	.689	18	61	79	2.5	89	4	101	85	1	41	265	8.3
2012-13	33	33	930	28.2	115	319	.361	55	160	.344	90	109	.826	18	51	69	2.1	70	1	173	78	0	50	375	11.4
Totals	65	40	1,624	25.0	195	541	.360	87	261	.333	163	215	.758	36	112	148	2.3	159	5	274	163	1	91	640	9.8

Miami	GP			Min.	Avg.	3-Point			Free Throws			Rebounds			Scoring										
	GP	GS	Min.			FG	FGA	Pct.	FG	FGA	Pct.	FT	FTA	Pct.	Off.	Def.	Tot.	Avg.	PF	FO	Ast.	TO	Blk	Stl	Pts.
2014-15	32	29	906	28.3	110	326	.337	48	158	.304	114	153	.745	14	61	75	2.3	89	6	126	74	9	59	382	11.9
2015-16	22	22	625	28.4	78	194	.402	29	104	.279	60	75	.800	15	35	50	2.3	59	2	93	49	4	34	245	11.1
TOTAL	54	51	1531	28.4	188	520	.362	77	262	.294	174	228	.763	29	96	125	2.3	148	8	219	123	13	93	627	11.6

RODRIGUEZ 2015-16

Opponent	Date	GS	Min	TOTAL			3-PTS			FREE THROWS			REBOUNDS			PF	FO	A	TO	Blk	Stl	Pts	Avg	
				FG	FGA	Pct	3FG	FGA	Pct	FT	FTA	Pct	Off	Def	Tot									Avg
UTRGV	11-13-15	*	32	2	10	.200	1	7	.143	0	1	.000	1	1	2	2.0	1	0	7	0	0	2	5	5.0
LOUISIANA	11-16-15	*	31	4	11	.364	2	6	.333	8	11	.727	3	2	5	3.5	3	0	4	2	1	0	18	11.5
vs Mississippi State	11-19-15	*	24	4	6	.667	2	3	.667	1	2	.500	1	2	3	3.3	3	0	5	2	0	0	11	11.3
vs Utah	11-20-15	*	25	3	8	.375	1	3	.333	4	4	1.000	0	2	2	3.0	2	0	4	1	0	3	11	11.3
vs Butler	11-22-15	*	29	6	10	.600	3	6	.500	4	4	1.000	0	1	1	2.6	3	0	3	4	0	3	19	12.8
NORTHEASTERN	11-27-15	*	32	5	11	.455	1	4	.250	1	1	1.000	0	0	0	2.2	4	0	6	3	0	1	12	12.7
at Nebraska	12-01-15	*	36	5	11	.455	2	5	.400	3	4	.750	0	4	4	2.4	1	0	4	4	1	3	15	13.0
CHARLOTTE	12-05-15	*	21	2	6	.333	1	4	.250	3	3	1.000	0	1	1	2.3	0	0	1	2	0	1	8	12.4
FLORIDA	12-08-15	*	29	5	8	.625	3	5	.600	4	4	1.000	0	3	3	2.3	3	0	2	2	0	3	17	12.9
CO. OF CHARLESTON	12-19-15	*	25	3	8	.375	1	4	.250	2	4	.500	0	2	2	2.3	2	0	5	5	0	0	9	12.5
at La Salle	12-22-15	*	19	2	8	.250	0	3	.000	7	8	.875	1	0	1	2.2	2	0	1	1	0	0	11	12.4
PRINCETON	12-29-15	*	28	5	7	.714	2	3	.667	2	2	1.000	0	2	2	2.2	3	0	5	3	0	1	14	12.5
SYRACUSE	01-02-16	*	28	1	9	.111	0	7	.000	1	1	1.000	1	2	3	2.2	4	0	4	5	2	6	3	11.8
FLORIDA STATE	01-09-16	*	31	2	8	.250	0	6	.000	2	3	.667	0	0	0	2.1	5	1	2	2	0	0	6	11.4
at Virginia	01-12-16	*	33	6	13	.462	2	6	.333	3	5	.600	1	0	1	2.0	3	0	3	0	0	1	17	11.7
at Clemson	01-16-16	*	24	1	7	.143	0	3	.000	1	2	.500	1	0	1	1.9	2	0	3	1	0	0	3	11.2
at Boston College	01-20-16	*	34	4	9	.444	0	3	.000	4	5	.800	0	1	1	1.9	3	0	4	3	0	2	12	11.2
WAKE FOREST	01-23-16	*	31	4	9	.444	2	5	.400	4	4	1.000	1	3	4	2.0	2	0	2	4	0	5	14	11.4
DUKE	01-25-16	*	32	4	9	.444	3	7	.429	2	2	1.000	0	5	5	2.2	2	0	11	1	0	1	13	11.5
at NC State	01-30-16	*	27	5	10	.500	3	8	.375	2	2	1.000	1	2	3	2.2	4	0	6	2	0	1	15	11.7
NOTRE DAME	02-03-16	*	30	5	10	.500	0	4	.000	2	3	.667	2	1	3	2.2	2	0	5	1	0	1	12	11.7
at Georgia Tech	02-07-16	*	24	0	6	.000	0	2	.000	0	0	.000	2	1	3	2.3	5	1	6	1	0	0	1	11.1



MIKE ROBINSON

Freshman | Guard | 5-10 | 170

20

New Britain, Conn. | New Britain HS

- Manager turned walk on.
- Good athlete who played basketball, football and was on track team in high school.
- Nicknames are Mike Rob and Springs.

• Favorites: Meal: Chicken, candied yams, mashed potatoes. Athlete: Kobe Bryant. Pro Team: Lakers. Midnight snack: Cinnamon Toast Crunch. Ice Cream: Strawberry.
Move: Love & Basketball. TV Show: Martin. Musical Artist: Styles P. Place on Campus: The BUC.

2015-16			
Opposition	P	R	A
UT RGV	3	1	0
Mississippi State	0	0	0
Utah	6	0	0
Charlotte	0	0	0
Co. of Charleston	0	0	0
La Salle	3	0	0

High School

Also played wide receiver on the football team and in track participated in the high jump, long jump, triple jump and 4x100 relay team ... Mascot was the Golden Hurricanes ... William F. Burns Memorial Award and Scholarship ... Harry L. Stromquist Memorial Scholarship ... 2014 Connecticut Association of Schools Scholar-Athlete ... Academic all-conference in basketball four seasons ... Two-year varsity basketball captain ... One-year football and track captain.

Personal

Born May 2, 1996 in New Britain, Conn. ... Son of Eugene and Veronica Robinson ... Brother to Eugene ... Majoring in finance ... Good quickness and a high motor ... Competes hard on both ends, pressures basketball, attacks defense with his dribble.



CHRIS STOWELL

Sophomore | Forward | 6-6 | 190

35

Exeter, N.H. | Tilton School (N.H.) | Exeter HS

- Last name is pronounced stole.
- Walk on from New Hampshire who played postgraduate year at Tilton School.
- Foote Fellow at UM - a program that is offered to a select number of incoming freshmen who have a record of curricular and co-curricular distinction in high school and exhibit an interest in and capacity for independent and self-motivated learning.
- Good athleticism and is improving his strength.
- Looking to expand his offensive game to shoot 3-pointers.
- Brother, Bill, played basketball at Plymouth State University.
- Speaks English, Spanish, some Italian, a little Russian, and is learning Chinese and Hebrew.

2014-15			
Opposition	P	R	A
Howard	0	0	1
Charleston	0	0	0
Virginia Tech	0	0	0
at Virginia Tech	0	0	0

2015-16			
Opposition	P	R	A
UTRGV	0	0	0
Mississippi State	0	0	0
Utah	0	0	0
Charlotte	0	1	0
Co. of Charleston	0	1	0
La Salle	0	1	0

• Favorites: Food: Tacos. Movie: Oceans 11. Book: Mind Gym by Gary Mack. Pro athlete: Alex Rodriguez. Quote: Winners never quit and quitters never win. Actor: Mark Harmon. Class at UM: Chinese 101. Ice cream: Peanut butter. Cuban dish: Dulce de leche and Cuban coffee. Pro Team: New York Yankees. Midnight Snack: Orange creamsicles. TV Show: Game of Thrones.
• Biggest fear: Clowns. Ideal profession: Entrepreneur. Why UM: Best combination of academics and athletics. Started playing basketball: Age 4.

As a Freshman (2014-15)

Played in four games as a true freshman ... One assist vs. Howard, in first collegiate game ... One shot attempt, vs. College of Charleston ... Totaled six minutes ... Spring 2015 - President's Honor Roll (4.0 GPA), Provost's Honor Roll (3.75+ GPA), Dean's List (3.5+ GPA), Athletic Director's Honor Roll (3.2+ GPA) and Book Buster (3.0+ GPA) ... Fall 2014 - Provost's Honor Roll (3.75+ GPA), Dean's List (3.5+ GPA), Athletic Director's Honor Roll (3.2+ GPA) and Book Buster (3.0+ GPA).

Tilton School

During post graduate year in 2013-14, won postseason coaches award ... Coached by Marcus O'Neil ... Honor roll.

Exeter High School


Helped Blue Hawks to state playoffs in both the 2011-12 and 2012-13 seasons ... Reached quarterfinals senior year ... In 2012-13 assisted team to championship game of the 50th Annual Queen City Invitational by scoring 10 points and going 6-for-6 from line in semi-final game ... Coached by Jeff Holmes at Exeter ... Twice earned scholar-athlete award ... Honor roll.

Personal

Born Christopher Michael Stowell on Dec. 29, 1994 in Exeter, N.H. ... Last name is pronounced stole ... Son of Bill and Maria ... Brother to Bill, Jr., who played basketball at Plymouth State University ... One of 560 students (out of 10,000 undergrads) to be named a Foote Fellow at UM - a program that is offered to select incoming freshmen who have a record of curricular and co-curricular distinction in high school and exhibit an interest in and capacity for independent and self-motivated learning ... Student-Athlete Advisory Committee representative at UM ... Majoring in entrepreneurship.



33



IVAN CRUZ UCEDA
Sr. | F | 6-10 | 217
Madrid, Spain
Harcum College (Pa.)

15



EBUKA IZUNDU
Fr. | C | 6-10 | 210
Charlotte, N.C. | Nigeria
Victory Christian

23



TONYE JEKIRI
Sr. | C | 7-0 | 248
Hialeah, Fla. | Nigeria
Champagnat Catholic

3



ANTHONY LAWRENCE, JR.
Fr. | G | 6-7 | 210
St. Petersburg, Fla.
Lakewood Senior

10



SHELDON McCLELLAN
Gr. | G | 6-5 | 200
Houston, Texas
Texas | Bellaire

1




RASHAD MUHAMMAD
Jr. | G | 6-6 | 160
Las Vegas, Nev.
San Jose State | Bishop Gorman

21



KAMARI MURPHY
RJr. | F | 6-8 | 220
Brooklyn, N.Y.
Oklahoma State | IMG | Lincoln

0



JA'QUAN NEWTON
So. | G | 6-2 | 180
Philadelphia, Pa.
Neumann-Goretti

12



JAMES PALMER
So. | G | 6-5 | 202
Washington, D.C.
St. John's College HS

5



DAVON REED
Jr. | G | 6-6 | 210
Ewing, N.J.
Princeton Day School

20



MIKE ROBINSON
Fr. | G | 5-10 | 170
New Britain, Conn.
New Britain

13



ANGEL RODRIGUEZ
RSr. | G | 5-11 | 185
San Juan, P.R.
Kansas State | Dr. Krop

35



CHRIS STOWELL
So. | F | 6-6 | 190
Exeter, N.H.
Tilton School | Exeter



JIM LARRAÑAGA
Head Coach



CHRIS CAPUTO
Assistant Coach



JAMAL BRUNT
Assistant Coach



ADAM FISHER
Assistant Coach



JAMES JOHNSON
Director of Operations

2015-16 Miami Men's Basketball
Miami Team Game-by-Game Comparison (as of Feb 07, 2016)
All games

Opponent	1st	2nd	Score	Mar	Total FG	FG Pct	3-Pointers	3FG Pct	Free Throws	FT Pct	Rebounds	Assist	T/Over	Block	Steal	Fouls
UTRGV	28/20	58/39	86-59	+27	26-62/22-55	.419/.400	10-31/7-19	.323/.368	24-33/8-12	.727/.667	45/34 +11	14/9	8/15	0/1	6/4	16/26
LOUISIANA	43/27	50/50	93-77	+16	31-55/29-63	.564/.460	12-23/5-20	.522/.250	19-27/14-24	.704/.583	31/38 (7)	17/14	10/13	4/3	6/7	20/23
Mississippi State	59/35	46/44	105-79	+26	34-60/30-66	.567/.455	9-17/9-22	.529/.409	28-38/10-15	.737/.667	41/27 +14	20/14	11/13	1/5	7/3	20/29
Utah	46/32	44/34	90-66	+24	31-58/24-48	.534/.500	9-17/8-21	.529/.381	19-25/10-15	.760/.667	34/25 +9	13/11	7/16	1/1	8/1	17/21
Butler	42/29	43/46	85-75	+10	27-52/26-59	.519/.441	9-20/8-18	.450/.444	22-24/15-21	.917/.714	33/30 +3	14/11	11/13	5/1	8/5	21/19
NORTHEASTERN	30/35	47/43	77-78	(1)	32-59/25-54	.542/.463	6-17/12-22	.353/.545	7-9/16-22	.778/.727	30/33 (3)	16/11	11/12	7/1	4/5	21/14
Nebraska	37/36	31/32	77-72	+5	24-58/27-64	.414/.422	6-21/9-18	.286/.500	23-28/9-12	.821/.750	41/34 +7	8/10	14/12	4/4	4/7	16/22
CHARLOTTE	46/21	42/39	88-60	+28	29-54/23-67	.537/.343	7-14/3-18	.500/.167	23-27/11-17	.852/.647	41/32 +9	19/13	12/5	3/1	3/5	17/19
FLORIDA	33/24	33/31	66-55	+11	20-51/22-57	.392/.386	7-17/1-12	.412/.083	19-24/10-16	.792/.625	42/31 +11	9/7	14/10	6/1	7/5	17/23
CO. OF CHARLESTON	41/32	44/31	85-63	+22	29-52/24-61	.558/.393	8-21/4-13	.381/.308	19-28/11-17	.679/.647	37/32 +5	14/12	17/17	3/0	11/13	20/25
La Salle	40/22	55/27	95-49	+46	34-64/17-57	.531/.298	8-20/6-24	.400/.250	19-24/9-19	.792/.474	51/24 +27	17/11	8/8	3/2	3/2	18/20
PRINCETON	27/30	49/34	76-64	+12	30-55/23-59	.545/.390	5-15/6-20	.333/.300	11-14/12-17	.786/.706	37/27 +10	11/5	11/8	7/3	2/8	13/15
SYRACUSE	17/25	47/26	64-51	+13	18-52/18-56	.346/.321	3-25/7-22	.120/.318	25-34/8-14	.735/.571	41/41 -	9/7	12/19	7/1	12/7	14/25
FLORIDA STATE	32/24	40/35	72-59	+13	27-57/23-65	.474/.354	6-24/2-19	.250/.105	12-16/11-16	.750/.688	38/39 (1)	12/11	13/14	1/4	4/5	16/17
Virginia	23/27	35/39	58-66	(8)	21-50/24-47	.420/.511	6-22/2-7	.273/.286	10-17/16-21	.588/.762	27/35 (8)	8/12	9/11	1/3	5/1	17/19
Clemson	34/32	31/44	65-76	(11)	24-55/27-56	.436/.482	7-14/7-16	.500/.438	10-14/15-15	.714/1000	32/30 +2	9/15	13/8	3/3	4/8	12/12
Boston College	29/28	38/25	67-53	+14	24-55/21-56	.436/.375	2-10/3-14	.200/.214	17-28/8-14	.607/.571	43/37 +6	10/12	13/15	4/5	11/5	15/19
WAKE FOREST	35/33	42/30	77-63	+14	23-64/23-59	.359/.390	7-20/6-18	.350/.333	24-28/11-18	.857/.611	47/37 +10	12/13	10/16	4/4	12/6	16/22
DUKE	35/31	45/38	80-69	+11	30-59/25-60	.508/.417	7-20/6-20	.350/.300	13-17/13-17	.765/.765	33/37 (4)	24/8	7/11	7/0	3/3	16/13
NC State	32/37	37/48	69-85	(16)	23-58/27-53	.397/.509	8-26/5-11	.308/.455	15-16/26-31	.938/.839	23/41 (18)	14/13	8/11	3/2	5/3	25/14
NOTRE DAME	45/33	34/37	79-70	+9	31-55/31-67	.564/.463	6-16/4-16	.375/.250	11-14/4-8	.786/.500	30/35 (5)	12/14	8/10	3/5	6/5	13/16
Georgia Tech	33/32	42/36	75-68	+7	28-57/26-52	.491/.500	4-12/7-14	.333/.500	15-21/9-16	.714/.563	30/31 (1)	14/13	6/14	2/3	4/3	15/20

Note: Game totals are displayed in the format TEAM/OPPONENT for each category

2015-16 Miami Men's Basketball
Miami Combined Team Statistics (as of Feb 07, 2016)
Conference games

RECORD:	OVERALL	HOME	AWAY	NEUTRAL
ALL GAMES	7-3	5-0	2-3	0-0
CONFERENCE	7-3	5-0	2-3	0-0
NON-CONFERENCE	0-0	0-0	0-0	0-0

#	Player	gp-gs	min	avg	Total		3-Point		F-Throw		Rebounds				pf	dq	a	to	blk	stl	pts	avg	
					fg-fga	fg%	3fg-fga	3fg%	ft-fta	ft%	off	def	tot	avg									
10	Sheldon McClellan	10-10	345	34.5	56-107	.523	14-42	.333	50-59	.847	5	35	40	4.0	22	0	19	15	5	12	176	17.6	
00	Ja'Quan Newton	10-0	237	23.7	43-90	.478	6-12	.500	30-41	.732	9	22	31	3.1	18	0	22	22	0	10	122	12.2	
05	Davon Reed	10-10	282	28.2	37-84	.440	12-34	.353	18-23	.783	8	31	39	3.9	15	0	12	12	3	9	104	10.4	
13	Angel Rodriguez	10-10	294	29.4	32-90	.356	10-51	.196	21-27	.778	9	15	24	2.4	32	2	46	20	2	17	95	9.5	
23	Tonye Jekiri	10-10	324	32.4	31-65	.477	0-1	.000	4-9	.444	30	65	95	9.5	28	0	8	9	10	4	66	6.6	
21	Kamari Murphy	10-10	229	22.9	25-52	.481	0-3	.000	9-14	.643	15	35	50	5.0	19	0	5	10	6	5	59	5.9	
33	Ivan CruzUceda	10-0	127	12.7	11-34	.324	7-26	.269	4-4	1.000	7	18	25	2.5	15	0	2	6	3	0	33	3.3	
03	Anthony Lawrence	9-0	81	9.0	8-18	.444	4-9	.444	7-15	.467	5	4	9	1.0	9	0	4	1	4	3	27	3.0	
12	James Palmer	10-0	80	8.0	6-22	.273	3-11	.273	9-13	.692	2	2	4	0.4	1	0	6	2	2	6	24	2.4	
15	Ebuka Izundu	1-0	1	1.0	0-0	.000	0-0	.000	0-0	.000	0	0	0	0.0	0	0	0	0	0	0	0	0.0	
Team											15	12	27										
Total.....		10	2000		249-562	.443	56-189	.296	152-205	.741	105	239	344	34.4	159	2	124	99	35	66	706	70.6	
Opponents.....		10	2000		245-571	.429	49-157	.312	121-170	.712	120	243	363	36.3	177	3	118	129	30	46	660	66.0	

TEAM STATISTICS	UM	OPP	Date	Opponent	Score	Att.
SCORING	706	660	* 01-02-16	SYRACUSE	w 64-51	7041
Points per game	70.6	66.0	* 01-09-16	FLORIDA STATE	w 72-59	7972
Scoring margin	+4.6	-	* 01-12-16	at Virginia	L 58-66	13495
FIELD GOALS-ATT	249-562	245-571	* 01-16-16	at Clemson	L 65-76	12575
Field goal pct	.443	.429	* 01-20-16	at Boston College	w 67-53	3286
3 POINT FG-ATT	56-189	49-157	* 01-23-16	WAKE FOREST	w 77-63	6928
3-point FG pct	.296	.312	* 01-25-16	DUKE	w 80-69	7972
3-pt FG made per game	5.6	4.9	* 01-30-16	at NC State	L 69-85	18103
FREE THROWS-ATT	152-205	121-170	* 02-03-16	NOTRE DAME	w 79-70	6819
Free throw pct	.741	.712	* 02-07-16	at Georgia Tech	w 75-68	5569
F-Throws made per game	15.2	12.1				
REBOUNDS	344	363				
Rebounds per game	34.4	36.3				
Rebounding margin	-1.9	-				
ASSISTS	124	118				
Assists per game	12.4	11.8				
TURNOVERS	99	129				
Turnovers per game	9.9	12.9				
Turnover margin	+3.0	-				
Assist/turnover ratio	1.3	0.9				
STEALS	66	46				
Steals per game	6.6	4.6				
BLOCKS	35	30				
Blocks per game	3.5	3.0				
ATTENDANCE	36732	53028				
Home games-Avg/Game	5-7346	5-10606				
Neutral site-Avg/Game	-	0-0				

& = Puerto Rico Tip-Off
! = Big Ten / ACC Challenge
* = Conference game

Score by Periods	1st	2nd	Totals
Miami	315	391	706
Opponents	302	358	660

2015-16 Miami Men's Basketball
Miami Combined Team Statistics (as of Feb 07, 2016)
All games

RECORD:	OVERALL	HOME	AWAY	NEUTRAL
ALL GAMES	18-4	11-1	4-3	3-0
CONFERENCE	7-3	5-0	2-3	0-0
NON-CONFERENCE	11-1	6-1	2-0	3-0

#	Player	gp-gs	min	avg	Total		3-Point		F-Throw		Rebounds				pf	dq	a	to	blk	stl	pts	avg
					fg-fga	fg%	3fg-fga	3fg%	ft-fta	ft%	off	def	tot	avg								
10	Sheldon McClellan	22-21	714	32.5	116-216	.537	33-82	.402	96-111	.865	13	61	74	3.4	42	0	42	28	7	25	361	16.4
00	Ja'Quan Newton	22-1	495	22.5	88-178	.494	9-23	.391	79-105	.752	12	47	59	2.7	32	0	58	44	2	22	264	12.0
13	Angel Rodriguez	22-22	625	28.4	78-194	.402	29-104	.279	60-75	.800	15	35	50	2.3	59	2	93	49	4	34	245	11.1
05	Davon Reed	22-22	591	26.9	74-168	.440	24-69	.348	59-75	.787	13	80	93	4.2	44	0	27	28	8	17	231	10.5
23	Tonye Jekiri	22-22	656	29.8	75-138	.543	0-4	.000	26-39	.667	64	152	216	9.8	62	0	21	29	27	6	176	8.0
21	Kamari Murphy	19-16	437	23.0	51-101	.505	0-6	.000	15-24	.625	25	75	100	5.3	41	0	10	18	17	7	117	6.2
33	Ivan CruzUceda	22-6	348	15.8	45-91	.495	30-67	.448	8-8	1.000	13	55	68	3.1	45	0	6	16	6	4	128	5.8
03	Anthony Lawrence	20-0	234	11.7	31-61	.508	12-28	.429	18-30	.600	16	20	36	1.8	28	0	18	4	5	11	92	4.6
12	James Palmer	22-0	259	11.8	27-74	.365	11-32	.344	16-26	.615	7	21	28	1.3	10	0	19	10	3	9	81	3.7
15	Ebuka Izundu	9-0	45	5.0	7-13	.538	0-0	.000	8-13	.615	9	6	15	1.7	8	0	2	2	0	0	22	2.4
20	Mike Robinson	6-0	11	1.8	4-7	.571	4-6	.667	0-0	.000	0	1	1	0.2	3	0	0	0	0	0	12	2.0
35	Chris Stowell	6-0	10	1.7	0-1	.000	0-1	.000	0-0	.000	0	3	3	0.5	1	0	0	1	0	0	0	0.0
Team											34	30	64				4					
Total.....		22	4425		596-1242	.480	152-422	.360	385-506	.761	221	586	807	36.7	375	2	296	233	79	135	1729	78.6
Opponents.....		22	4425		537-1281	.419	127-384	.331	256-377	.679	232	498	730	33.2	433	7	246	271	53	111	1457	66.2

TEAM STATISTICS	UM	OPP	Date	Opponent	Score	Att.
SCORING	1729	1457	11-13-15	UTRGV	w 86-59	6607
Points per game	78.6	66.2	11-16-15	LOUISIANA	w 93-77	5965
Scoring margin	+12.4	-	& 11-19-15	vs Mississippi State	w 105-79	1947
FIELD GOALS-ATT	596-1242	537-1281	& 11-20-15	vs Utah	w 90-66	2001
Field goal pct	.480	.419	& 11-22-15	vs Butler	w 85-75	5309
3 POINT FG-ATT	152-422	127-384	11-27-15	NORTHEASTERN	L 77-78	6635
3-point FG pct	.360	.331	! 12-01-15	at Nebraska	Wot 77-72	15646
3-pt FG made per game	6.9	5.8	12-05-15	CHARLOTTE	w 88-60	6735
FREE THROWS-ATT	385-506	256-377	12-08-15	FLORIDA	w 66-55	7972
Free throw pct	.761	.679	12-19-15	CO. OF CHARLESTON	w 85-63	6956
F-Throws made per game	17.5	11.6	12-22-15	at La Salle	w 95-49	3582
REBOUNDS	807	730	12-29-15	PRINCETON	w 76-64	6927
Rebounds per game	36.7	33.2	* 01-02-16	SYRACUSE	w 64-51	7041
Rebounding margin	+3.5	-	* 01-09-16	FLORIDA STATE	w 72-59	7972
ASSISTS	296	246	* 01-12-16	at Virginia	L 58-66	13495
Assists per game	13.5	11.2	* 01-16-16	at Clemson	L 65-76	12575
TURNOVERS	233	271	* 01-20-16	at Boston College	w 67-53	3286
Turnovers per game	10.6	12.3	* 01-23-16	WAKE FOREST	w 77-63	6928
Turnover margin	+1.7	-	* 01-25-16	DUKE	w 80-69	7972
Assist/turnover ratio	1.3	0.9	* 01-30-16	at NC State	L 69-85	18103
STEALS	135	111	* 02-03-16	NOTRE DAME	w 79-70	6819
Steals per game	6.1	5.0	* 02-07-16	at Georgia Tech	w 75-68	5569
BLOCKS	79	53				
Blocks per game	3.6	2.4				
ATTENDANCE	84529	81513				
Home games-Avg/Game	12-7044	7-10322				
Neutral site-Avg/Game	-	3-3086				

& = Puerto Rico Tip-Off
! = Big Ten / ACC Challenge
* = Conference game

Score by Periods	1st	2nd	OT	Totals
Miami	787	933	9	1729
Opponents	645	808	4	1457